Appendix C - Highest Measurement Plots

Date: 2022/12/8

101_WLAN 2.4 GHz_802.11b_Ch6_Bottom of laptop_0mm_ANT Main

DUT: H7604J

Communication System: UID 0, IEEE 802.11b (0); Frequency: 2437 MHz;Duty Cycle: 1:1.012
Medium parameters used (interpolated): f = 2437 MHz; σ = 1.787 S/m; ε_r = 39.19; ρ = 1000 kg/m^3
Phantom section: Flat Section
Measurement Standard: DASY5 (IEEE/IEC/ANSI C63.19-2007)

DASY5.2 Configuration:

- Area Scan setting - Find Secondary Maximum Within:2.0dB and with a peak SAR value greater than 0.5 W/Kg
- Probe: EX3DV4 - SN3977; ConvF(7.44, 7.44, 7.44) @ 2437 MHz; Calibrated: 2022/7/26
- Sensor-Surface: 1.4mm (Mechanical Surface Detection)
- Electronics: DAE4 Sn779; Calibrated: 2022/7/19
- Phantom: ELI; Type: QD OVA 001 BB; Serial: 1036
- Measurement SW: DASY52, Version 52.10 (4); SEMCAD X Version 14.6.14 (7501)

Area Scan (51x71x1): Interpolated grid: dx=1.200 mm, dy=1.200 mm
Maximum value of SAR (interpolated) = 1.26 W/kg

Zoom Scan (7x7x7)/Cube 0: Measurement grid: dx=5mm, dy=5mm, dz=5mm
Reference Value = 27.50 V/m; Power Drift = -0.03 dB
Peak SAR (extrapolated) = 1.80 W/kg
SAR(1 g) = 0.827 W/kg; SAR(10 g) = 0.404 W/kg
Smallest distance from peaks to all points 3 dB below = 9.8 mm
Ratio of SAR at M2 to SAR at M1 = 45.3%
Maximum value of SAR (measured) = 1.41 W/kg

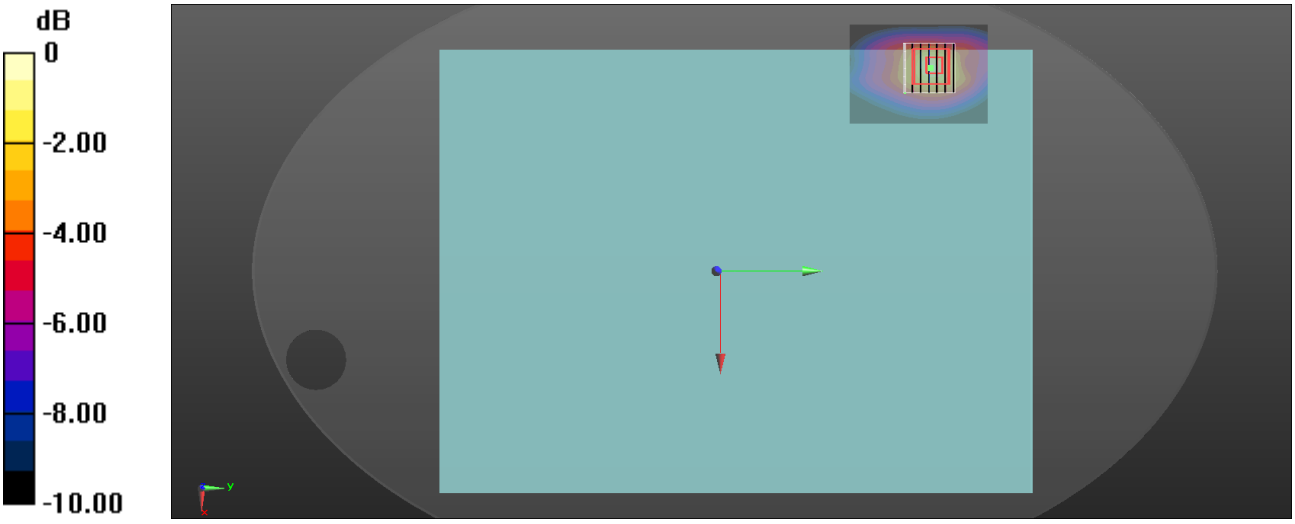

0 dB = 1.41 W/kg = 1.49 dBW/kg

Date: 2022/12/8

107_WLAN 2.4 GHz_802.11b_Ch6_Bottom of laptop_0mm_ANT Aux

DUT: H7604J

Communication System: UID 0, IEEE 802.11b (0); Frequency: 2437 MHz;Duty Cycle: 1:1.013
Medium parameters used (interpolated): f = 2437 MHz; σ = 1.787 S/m; ε_r = 39.19; ρ = 1000 kg/m^3
Phantom section: Flat Section
Measurement Standard: DASY5 (IEEE/IEC/ANSI C63.19-2007)

DASY5.2 Configuration:

- Area Scan setting - Find Secondary Maximum Within:2.0dB and with a peak SAR value greater than 0.5 W/Kg
- Probe: EX3DV4 - SN3977; ConvF(7.44, 7.44, 7.44) @ 2437 MHz; Calibrated: 2022/7/26
- Sensor-Surface: 1.4mm (Mechanical Surface Detection)
- Electronics: DAE4 Sn779; Calibrated: 2022/7/19
- Phantom: ELI; Type: QD OVA 001 BB; Serial: 1036
- Measurement SW: DASY52, Version 52.10 (4); SEMCAD X Version 14.6.14 (7501)

Area Scan (51x71x1): Interpolated grid: dx=1.200 mm, dy=1.200 mm
Maximum value of SAR (interpolated) = 1.35 W/kg

Zoom Scan (7x7x7)/Cube 0: Measurement grid: dx=5mm, dy=5mm, dz=5mm
Reference Value = 26.61 V/m; Power Drift = 0.05 dB
Peak SAR (extrapolated) = 1.75 W/kg
SAR(1 g) = 0.746 W/kg; SAR(10 g) = 0.339 W/kg
Smallest distance from peaks to all points 3 dB below = 8.5 mm
Ratio of SAR at M2 to SAR at M1 = 42.7%
Maximum value of SAR (measured) = 1.33 W/kg

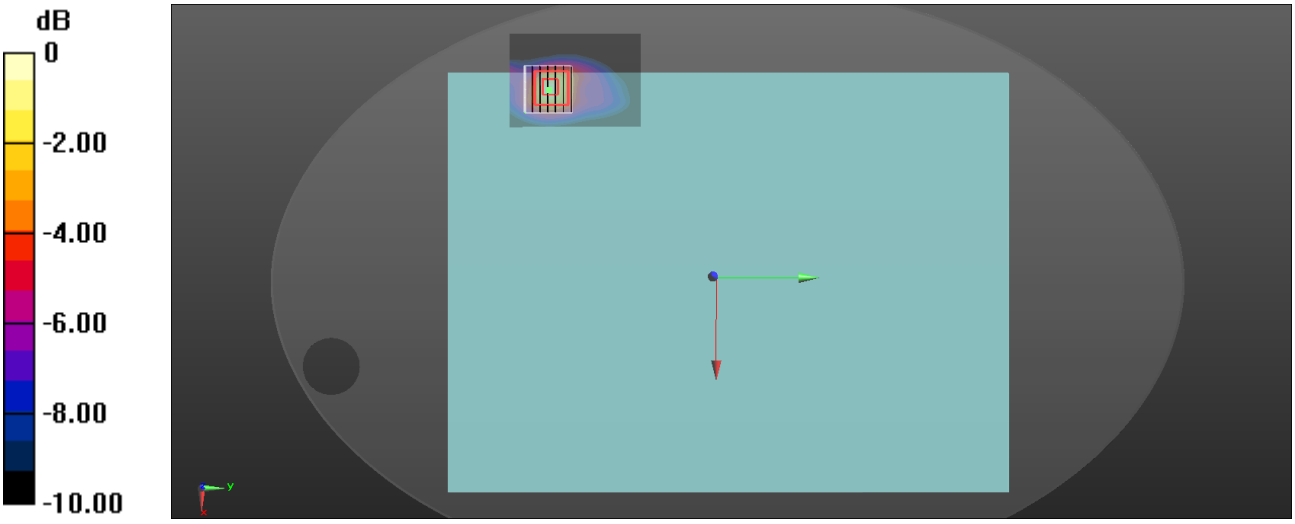

0 dB = 1.33 W/kg = 1.24 dBW/kg

Date: 2022/12/8

113_WLAN 2.4 GHz_802.11n HT20_Ch6_Bottom of laptop_0mm_ANT MIMO

DUT: H7604J

Communication System: UID 0, IEEE 802.11n(2.4GHz)HT20 (0); Frequency: 2437 MHz;Duty Cycle: 1:1.013
Medium parameters used (interpolated): f = 2437 MHz; σ = 1.787 S/m; ε_r = 39.19; ρ = 1000 kg/m^3
Phantom section: Flat Section
Measurement Standard: DASY5 (IEEE/IEC/ANSI C63.19-2007)

DASY5.2 Configuration:

- Area Scan setting - Find Secondary Maximum Within:2.0dB and with a peak SAR value greater than 0.5 W/Kg
- Probe: EX3DV4 - SN3977; ConvF(7.44, 7.44, 7.44) @ 2437 MHz; Calibrated: 2022/7/26
- Sensor-Surface: 1.4mm (Mechanical Surface Detection)
- Electronics: DAE4 Sn779; Calibrated: 2022/7/19
- Phantom: ELI; Type: QD OVA 001 BB; Serial: 1036
- Measurement SW: DASY52, Version 52.10 (4); SEMCAD X Version 14.6.14 (7501)

Area Scan (61x261x1): Interpolated grid: dx=1.200 mm, dy=1.200 mm
Maximum value of SAR (interpolated) = 1.64 W/kg

Zoom Scan (7x7x7)/Cube 0: Measurement grid: dx=5mm, dy=5mm, dz=5mm
Reference Value = 29.91 V/m; Power Drift = 0.06 dB
Peak SAR (extrapolated) = 2.41 W/kg
SAR(1 g) = 1.06 W/kg; SAR(10 g) = 0.497 W/kg
Smallest distance from peaks to all points 3 dB below = 8.1 mm
Ratio of SAR at M2 to SAR at M1 = 43.4%
Maximum value of SAR (measured) = 1.84 W/kg

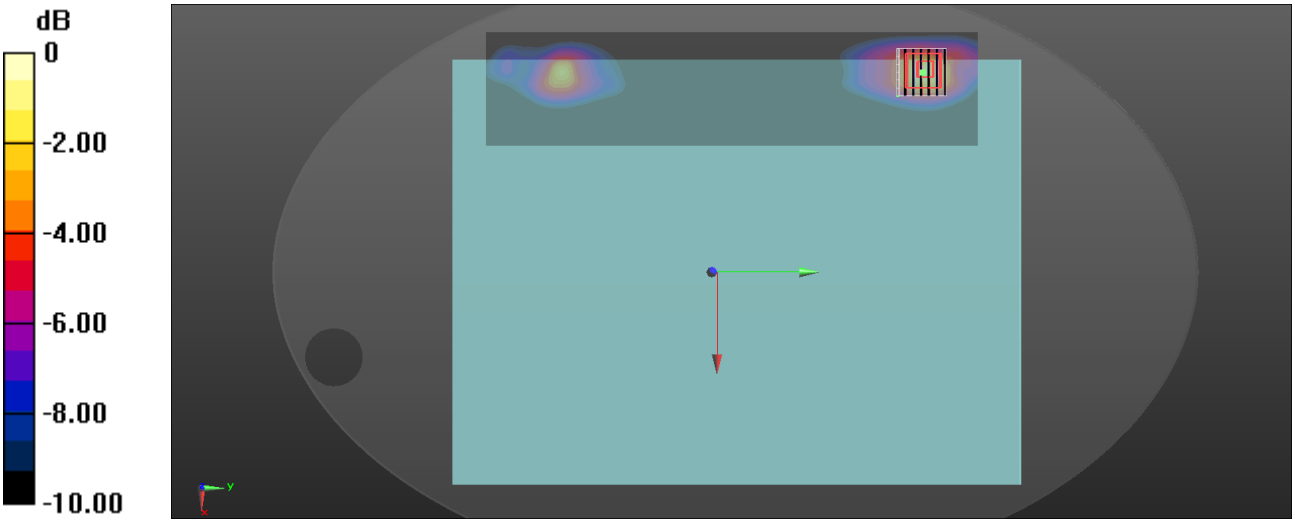

0 dB = 1.84 W/kg = 2.65 dBW/kg

Date: 2022/12/8

119_Bluetooth_GFSK_Ch78_Bottom of laptop_0mm_ANT Aux

DUT: H7604J

Communication System: UID 0, Bluetooth 3.0 (0); Frequency: 2480 MHz;Duty Cycle: 1:1.302
Medium parameters used: f = 2480 MHz; σ = 1.804 S/m; ε_r = 40.169; ρ = 1000 kg/m^3
Phantom section: Flat Section
Measurement Standard: DASY5 (IEEE/IEC/ANSI C63.19-2007)

DASY5.2 Configuration:

- Area Scan setting - Find Secondary Maximum Within:2.0dB and with a peak SAR value greater than 0.5 W/Kg
- Probe: EX3DV4 - SN3977; ConvF(7.44, 7.44, 7.44) @ 2480 MHz; Calibrated: 2022/7/26
- Sensor-Surface: 1.4mm (Mechanical Surface Detection)
- Electronics: DAE4 Sn779; Calibrated: 2022/7/19
- Phantom: ELI; Type: QD OVA 001 BB; Serial: 1036
- Measurement SW: DASY52, Version 52.10 (4); SEMCAD X Version 14.6.14 (7501)

Area Scan (51x71x1): Interpolated grid: dx=1.200 mm, dy=1.200 mm
Maximum value of SAR (interpolated) = 0.211 W/kg

Zoom Scan (7x7x7)/Cube 0: Measurement grid: dx=5mm, dy=5mm, dz=5mm
Reference Value = 10.96 V/m; Power Drift = -0.03 dB
Peak SAR (extrapolated) = 0.283 W/kg
SAR(1 g) = 0.120 W/kg; SAR(10 g) = 0.055 W/kg
Smallest distance from peaks to all points 3 dB below = 8.6 mm
Ratio of SAR at M2 to SAR at M1 = 41.3%
Maximum value of SAR (measured) = 0.216 W/kg

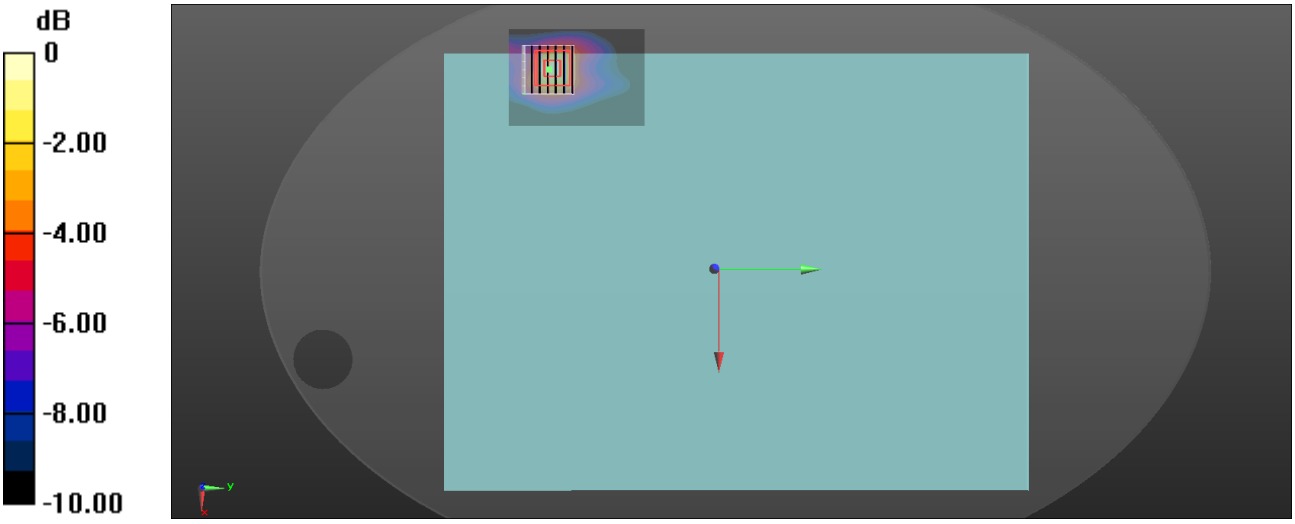

0 dB = 0.216 W/kg = -6.66 dBW/kg

Date: 2022/12/12

123_WLAN 5 GHz_802.11ac VHT160_Ch50_Bottom of laptop_0mm_ANT Main

DUT: H7604J

Communication System: UID 0, IEEE 802.11ac(5GHz)VHT160 (0); Frequency: 5250 MHz;Duty Cycle: 1:1.042
Medium parameters used: f = 5250 MHz; σ = 4.645 S/m; ε_r = 35.503; ρ = 1000 kg/m^3
Phantom section: Flat Section
Measurement Standard: DASY5 (IEEE/IEC/ANSI C63.19-2007)

DASY5.2 Configuration:

- Area Scan setting - Find Secondary Maximum Within:2.0dB and with a peak SAR value greater than 0.5 W/Kg
- Probe: EX3DV4 - SN3977; ConvF(5.01, 5.01, 5.01) @ 5250 MHz; Calibrated: 2022/7/26
- Sensor-Surface: 1.4mm (Mechanical Surface Detection)
- Electronics: DAE4 Sn779; Calibrated: 2022/7/19
- Phantom: ELI; Type: QD OVA 001 BB; Serial: 1036
- Measurement SW: DASY52, Version 52.10 (4); SEMCAD X Version 14.6.14 (7501)

Area Scan (61x81x1): Interpolated grid: dx=1.000 mm, dy=1.000 mm
Maximum value of SAR (interpolated) = 1.50 W/kg

Zoom Scan (9x9x7)/Cube 0: Measurement grid: dx=4mm, dy=4mm, dz=1.4mm
Reference Value = 12.94 V/m; Power Drift = -0.07 dB
Peak SAR (extrapolated) = 2.58 W/kg
SAR(1 g) = 0.626 W/kg; SAR(10 g) = 0.204 W/kg
Smallest distance from peaks to all points 3 dB below = 6.4 mm
Ratio of SAR at M2 to SAR at M1 = 64.1%
Maximum value of SAR (measured) = 1.46 W/kg

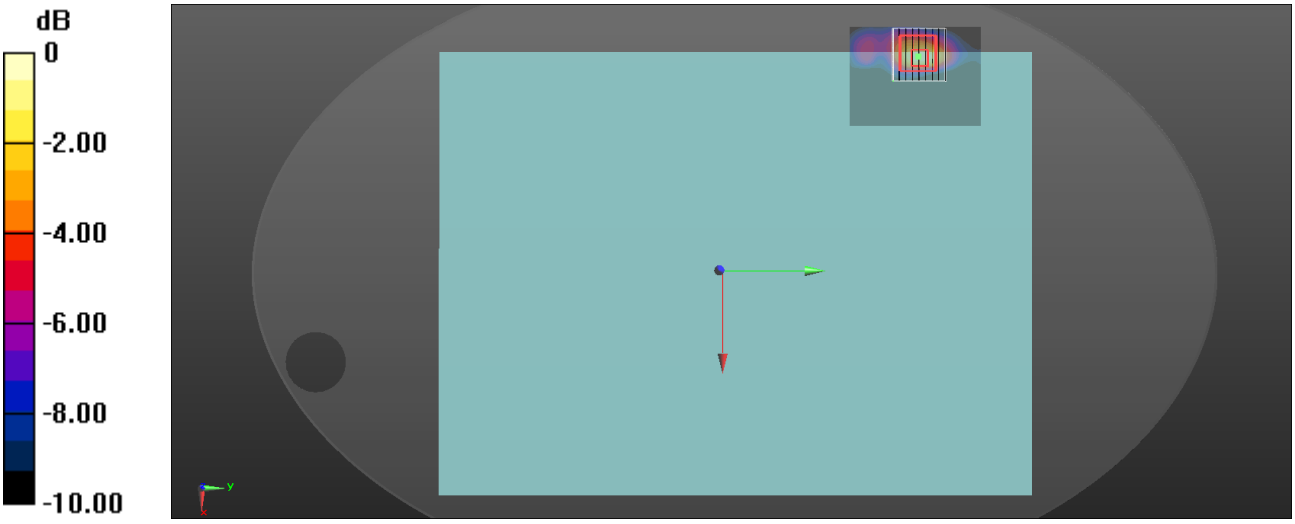

0 dB = 1.46 W/kg = 1.64 dBW/kg

Date: 2022/12/12

126_WLAN 5 GHz_802.11ac VHT160_Ch50_Bottom of laptop_0mm_ANT Aux

DUT: H7604J

Communication System: UID 0, IEEE 802.11ac(5GHz)VHT160 (0); Frequency: 5250 MHz;Duty Cycle: 1:1.04
Medium parameters used: f = 5250 MHz; σ = 4.645 S/m; ε_r = 35.503; ρ = 1000 kg/m^3
Phantom section: Flat Section
Measurement Standard: DASY5 (IEEE/IEC/ANSI C63.19-2007)

DASY5.2 Configuration:

- Area Scan setting - Find Secondary Maximum Within:2.0dB and with a peak SAR value greater than 0.5 W/Kg
- Probe: EX3DV4 - SN3977; ConvF(5.01, 5.01, 5.01) @ 5250 MHz; Calibrated: 2022/7/26
- Sensor-Surface: 1.4mm (Mechanical Surface Detection)
- Electronics: DAE4 Sn779; Calibrated: 2022/7/19
- Phantom: ELI; Type: QD OVA 001 BB; Serial: 1036
- Measurement SW: DASY52, Version 52.10 (4); SEMCAD X Version 14.6.14 (7501)

Area Scan (61x81x1): Interpolated grid: dx=1.000 mm, dy=1.000 mm
Maximum value of SAR (interpolated) = 1.55 W/kg

Zoom Scan (9x9x7)/Cube 0: Measurement grid: dx=4mm, dy=4mm, dz=1.4mm
Reference Value = 16.96 V/m; Power Drift = -0.14 dB
Peak SAR (extrapolated) = 2.60 W/kg
SAR(1 g) = 0.666 W/kg; SAR(10 g) = 0.220 W/kg
Smallest distance from peaks to all points 3 dB below = 6.8 mm
Ratio of SAR at M2 to SAR at M1 = 64.1%
Maximum value of SAR (measured) = 1.59 W/kg

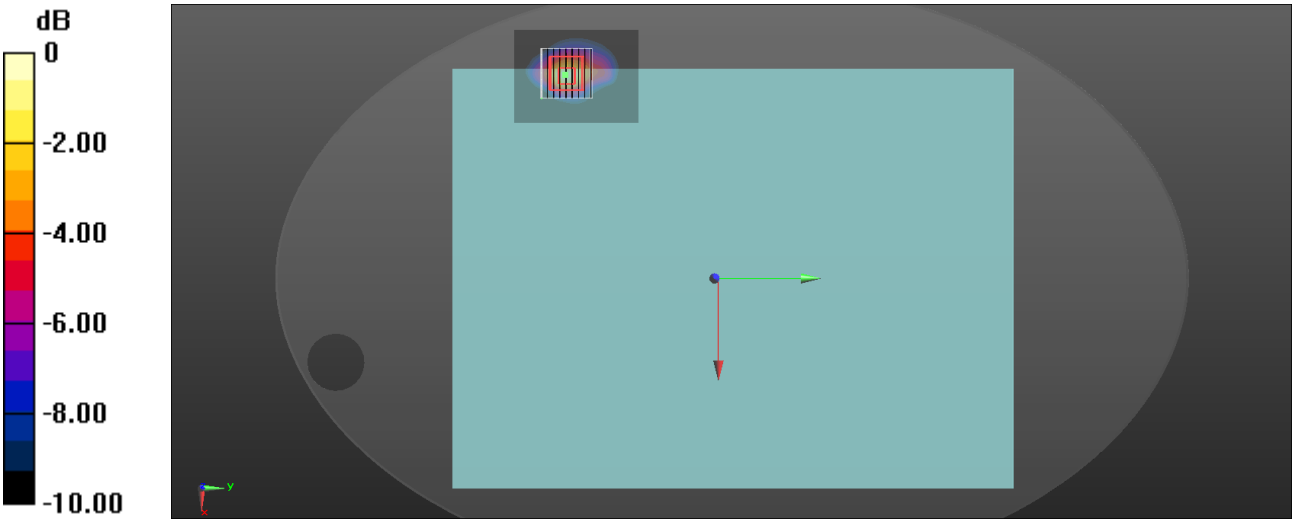

0 dB = 1.59 W/kg = 2.01 dBW/kg

Date: 2022/12/12

129_WLAN 5 GHz_802.11n HT40_Ch54_Bottom of laptop_0mm_ANT MIMO

DUT: H7604J

Communication System: UID 0, IEEE 802.11n(5GHz)HT40 (0); Frequency: 5270 MHz;Duty Cycle: 1:1
Medium parameters used: f = 5270 MHz; σ = 4.67 S/m; ε_r = 35.469; ρ = 1000 kg/m^3
Phantom section: Flat Section
Measurement Standard: DASY5 (IEEE/IEC/ANSI C63.19-2007)

DASY5.2 Configuration:

- Area Scan setting - Find Secondary Maximum Within:2.0dB and with a peak SAR value greater than 0.5 W/Kg
- Probe: EX3DV4 - SN3977; ConvF(5.01, 5.01, 5.01) @ 5270 MHz; Calibrated: 2022/7/26
- Sensor-Surface: 1.4mm (Mechanical Surface Detection)
- Electronics: DAE4 Sn779; Calibrated: 2022/7/19
- Phantom: ELI; Type: QD OVA 001 BB; Serial: 1036
- Measurement SW: DASY52, Version 52.10 (4); SEMCAD X Version 14.6.14 (7501)

Area Scan (61x311x1): Interpolated grid: dx=1.000 mm, dy=1.000 mm
Maximum value of SAR (interpolated) = 1.97 W/kg

Zoom Scan (8x8x7)/Cube 0: Measurement grid: dx=4mm, dy=4mm, dz=1.4mm
Reference Value = 17.28 V/m; Power Drift = -0.16 dB
Peak SAR (extrapolated) = 3.27 W/kg
SAR(1 g) = 0.830 W/kg; SAR(10 g) = 0.270 W/kg
Smallest distance from peaks to all points 3 dB below = 7.2 mm
Ratio of SAR at M2 to SAR at M1 = 66.3%
Maximum value of SAR (measured) = 1.92 W/kg

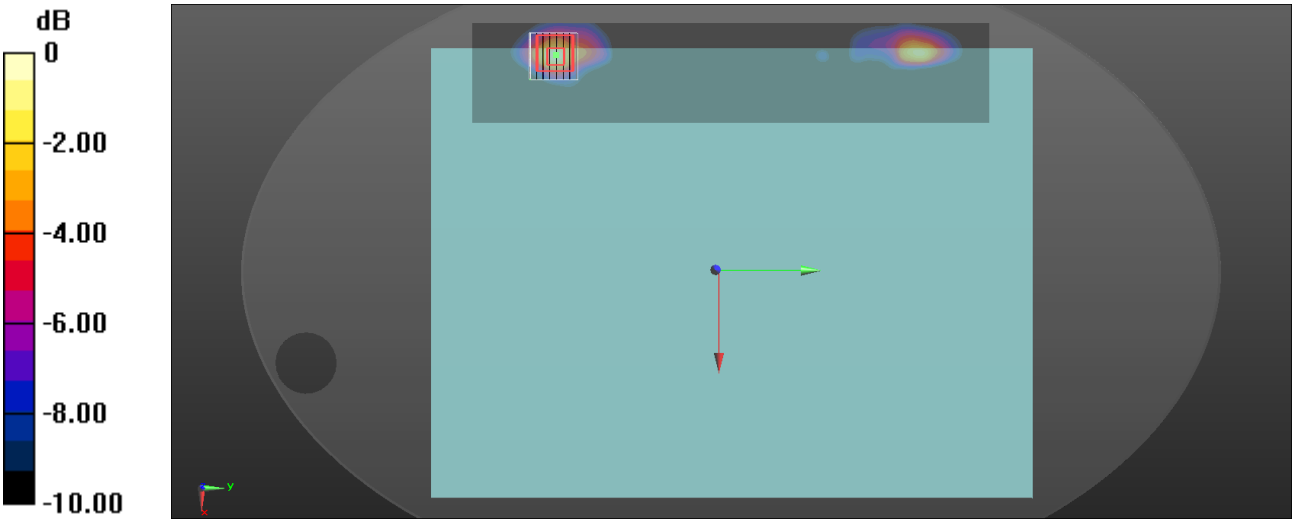

0 dB = 1.92 W/kg = 2.83 dBW/kg

Date: 2022/12/12

134_WLAN 5 GHz_802.11ac VHT80_Ch138_Bottom of laptop_0mm_ANT Main

DUT: H7604J

Communication System: UID 0, IEEE 802.11ac(5GHz)VHT80 (0); Frequency: 5690 MHz;Duty Cycle: 1:1.039
Medium parameters used: f = 5690 MHz; σ = 5.09 S/m; ε_r = 34.655; ρ = 1000 kg/m^3
Phantom section: Flat Section
Measurement Standard: DASY5 (IEEE/IEC/ANSI C63.19-2007)

DASY5.2 Configuration:

- Area Scan setting - Find Secondary Maximum Within:2.0dB and with a peak SAR value greater than 0.5 W/Kg
- Probe: EX3DV4 - SN3977; ConvF(4.65, 4.65, 4.65) @ 5690 MHz; Calibrated: 2022/7/26
- Sensor-Surface: 1.4mm (Mechanical Surface Detection)
- Electronics: DAE4 Sn779; Calibrated: 2022/7/19
- Phantom: ELI; Type: QD OVA 001 BB; Serial: 1036
- Measurement SW: DASY52, Version 52.10 (4); SEMCAD X Version 14.6.14 (7501)

Area Scan (61x81x1): Interpolated grid: dx=1.000 mm, dy=1.000 mm
Maximum value of SAR (interpolated) = 2.22 W/kg

Zoom Scan (9x9x7)/Cube 0: Measurement grid: dx=4mm, dy=4mm, dz=1.4mm
Reference Value = 16.69 V/m; Power Drift = -0.19 dB
Peak SAR (extrapolated) = 4.15 W/kg
SAR(1 g) = 0.844 W/kg; SAR(10 g) = 0.260 W/kg
Smallest distance from peaks to all points 3 dB below = 5.6 mm
Ratio of SAR at M2 to SAR at M1 = 58.7%
Maximum value of SAR (measured) = 2.19 W/kg

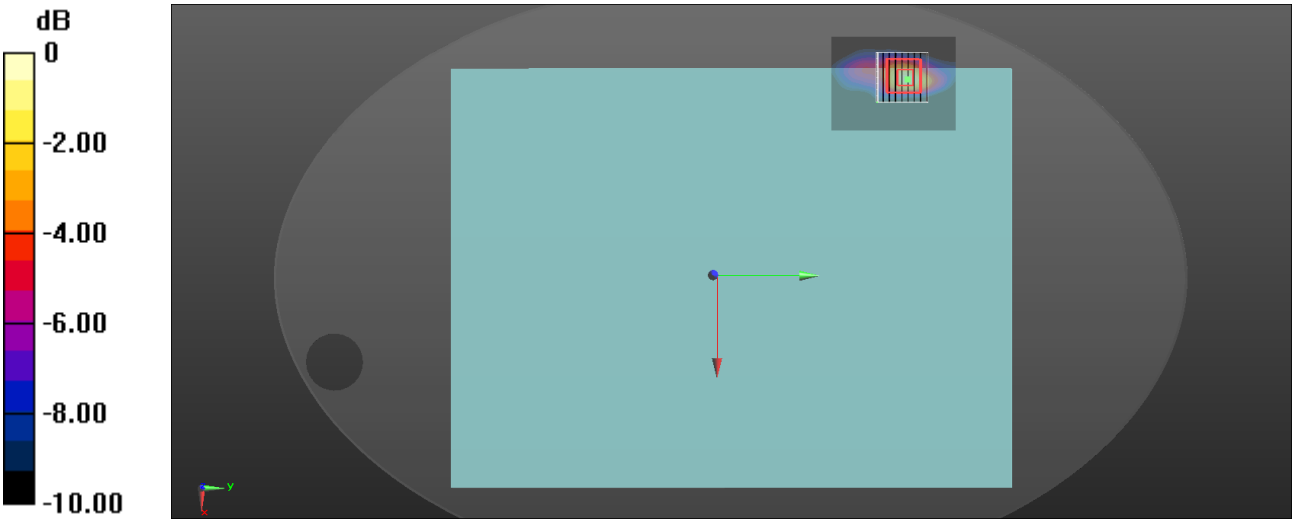

0 dB = 2.19 W/kg = 3.40 dBW/kg

Date: 2022/12/12

137_WLAN 5 GHz_802.11ac VHT80_Ch138_Bottom of laptop_0mm_ANT Aux

DUT: H7604J

Communication System: UID 0, IEEE 802.11ac(5GHz)VHT80 (0); Frequency: 5690 MHz;Duty Cycle: 1:1.034
Medium parameters used: f = 5690 MHz; σ = 5.09 S/m; ε_r = 34.655; ρ = 1000 kg/m^3
Phantom section: Flat Section
Measurement Standard: DASY5 (IEEE/IEC/ANSI C63.19-2007)

DASY5.2 Configuration:

- Area Scan setting - Find Secondary Maximum Within:2.0dB and with a peak SAR value greater than 0.5 W/Kg
- Probe: EX3DV4 - SN3977; ConvF(4.65, 4.65, 4.65) @ 5690 MHz; Calibrated: 2022/7/26
- Sensor-Surface: 1.4mm (Mechanical Surface Detection)
- Electronics: DAE4 Sn779; Calibrated: 2022/7/19
- Phantom: ELI; Type: QD OVA 001 BB; Serial: 1036
- Measurement SW: DASY52, Version 52.10 (4); SEMCAD X Version 14.6.14 (7501)

Area Scan (61x81x1): Interpolated grid: dx=1.000 mm, dy=1.000 mm
Maximum value of SAR (interpolated) = 1.49 W/kg

Zoom Scan (9x9x7)/Cube 0: Measurement grid: dx=4mm, dy=4mm, dz=1.4mm
Reference Value = 17.23 V/m; Power Drift = -0.10 dB
Peak SAR (extrapolated) = 3.41 W/kg
SAR(1 g) = 0.691 W/kg; SAR(10 g) = 0.208 W/kg
Smallest distance from peaks to all points 3 dB below = 6.4 mm
Ratio of SAR at M2 to SAR at M1 = 59.2%
Maximum value of SAR (measured) = 1.84 W/kg

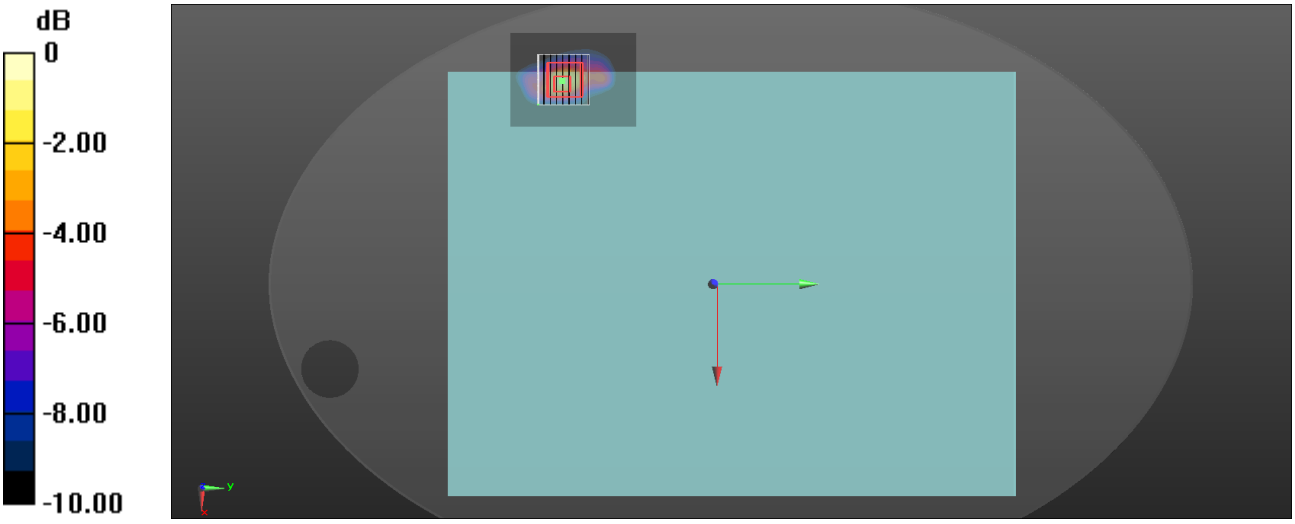

0 dB = 1.84 W/kg = 2.65 dBW/kg

Date: 2022/12/12

139_WLAN 5 GHz_802.11ac VHT80_Ch138_Bottom of laptop_0mm_ANT MIMO

DUT: H7604J

Communication System: UID 0, IEEE 802.11ac(5GHz)VHT80 (0); Frequency: 5690 MHz;Duty Cycle: 1:1.034
Medium parameters used: f = 5690 MHz; σ = 5.09 S/m; ε_r = 34.655; ρ = 1000 kg/m^3
Phantom section: Flat Section
Measurement Standard: DASY5 (IEEE/IEC/ANSI C63.19-2007)

DASY5.2 Configuration:

- Area Scan setting - Find Secondary Maximum Within:2.0dB and with a peak SAR value greater than 0.5 W/Kg
- Probe: EX3DV4 - SN3977; ConvF(4.65, 4.65, 4.65) @ 5690 MHz; Calibrated: 2022/7/26
- Sensor-Surface: 1.4mm (Mechanical Surface Detection)
- Electronics: DAE4 Sn779; Calibrated: 2022/7/19
- Phantom: ELI; Type: QD OVA 001 BB; Serial: 1036
- Measurement SW: DASY52, Version 52.10 (4); SEMCAD X Version 14.6.14 (7501)

Area Scan (61x311x1): Interpolated grid: dx=1.000 mm, dy=1.000 mm
Maximum value of SAR (interpolated) = 2.19 W/kg

Zoom Scan (8x8x7)/Cube 0: Measurement grid: dx=4mm, dy=4mm, dz=1.4mm
Reference Value = 18.97 V/m; Power Drift = -0.09 dB
Peak SAR (extrapolated) = 4.20 W/kg
SAR(1 g) = 0.865 W/kg; SAR(10 g) = 0.266 W/kg
Smallest distance from peaks to all points 3 dB below = 5.8 mm
Ratio of SAR at M2 to SAR at M1 = 59.1%
Maximum value of SAR (measured) = 2.29 W/kg

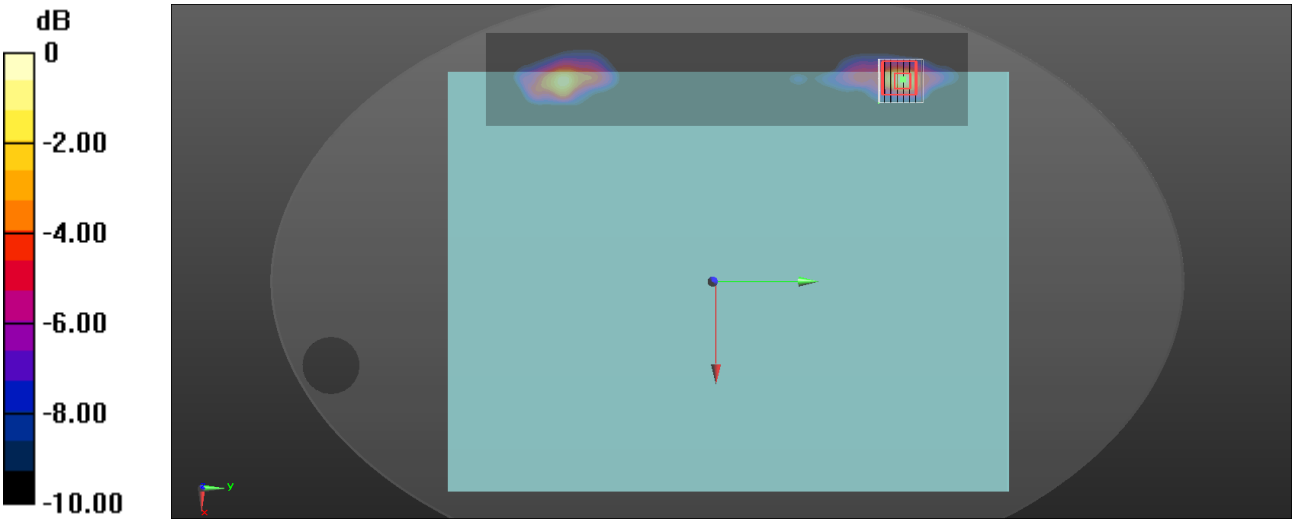

0 dB = 2.29 W/kg = 3.60 dBW/kg

Date: 2022/12/12

153_WLAN 5 GHz_802.11ac VHT80_Ch155_Bottom of laptop_0mm_ANT Main

DUT: H7604J

Communication System: UID 0, IEEE 802.11ac(5GHz)VHT80 (0); Frequency: 5775 MHz;Duty Cycle: 1:1.039
Medium parameters used: f = 5775 MHz; σ = 5.167 S/m; ε_r = 34.488; ρ = 1000 kg/m^3
Phantom section: Flat Section
Measurement Standard: DASY5 (IEEE/IEC/ANSI C63.19-2007)

DASY5.2 Configuration:

- Area Scan setting - Find Secondary Maximum Within:2.0dB and with a peak SAR value greater than 0.5 W/Kg
- Probe: EX3DV4 - SN3977; ConvF(4.65, 4.65, 4.65) @ 5775 MHz; Calibrated: 2022/7/26
- Sensor-Surface: 1.4mm (Mechanical Surface Detection)
- Electronics: DAE4 Sn779; Calibrated: 2022/7/19
- Phantom: ELI; Type: QD OVA 001 BB; Serial: 1036
- Measurement SW: DASY52, Version 52.10 (4); SEMCAD X Version 14.6.14 (7501)

Area Scan (61x81x1): Interpolated grid: dx=1.000 mm, dy=1.000 mm
Maximum value of SAR (interpolated) = 2.26 W/kg

Zoom Scan (9x9x7)/Cube 0: Measurement grid: dx=4mm, dy=4mm, dz=1.4mm
Reference Value = 15.51 V/m; Power Drift = -0.11 dB
Peak SAR (extrapolated) = 4.24 W/kg
SAR(1 g) = 0.848 W/kg; SAR(10 g) = 0.260 W/kg
Smallest distance from peaks to all points 3 dB below = 5.6 mm
Ratio of SAR at M2 to SAR at M1 = 58.5%
Maximum value of SAR (measured) = 2.16 W/kg

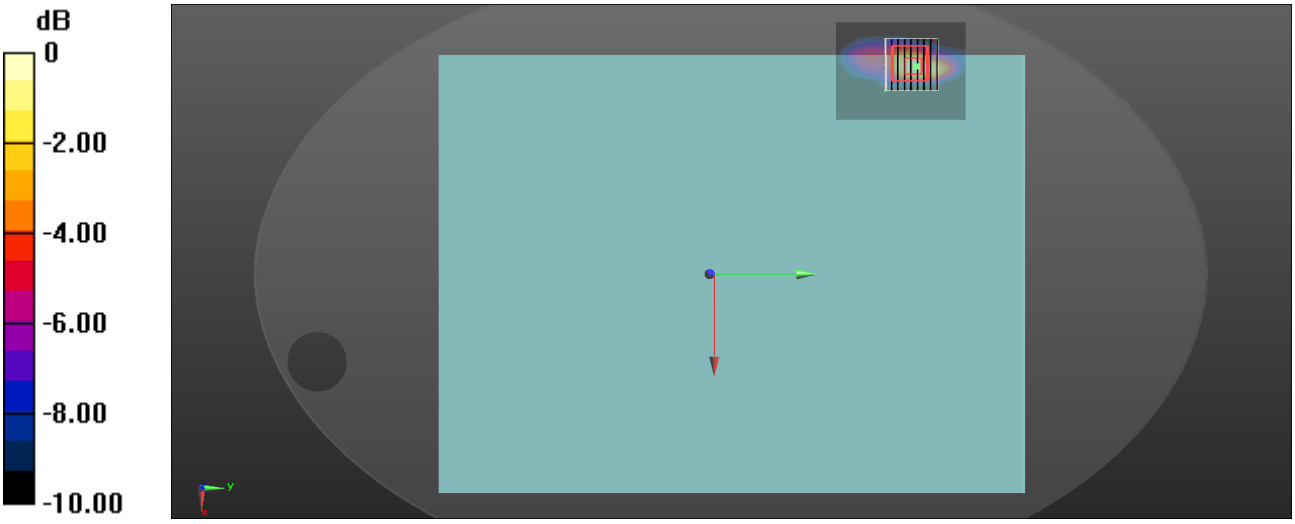

0 dB = 2.16 W/kg = 3.34 dBW/kg

Date: 2022/12/12

157_WLAN 5 GHz_802.11ac VHT80_Ch155_Bottom of laptop_0mm_ANT Aux

DUT: H7604J

Communication System: UID 0, IEEE 802.11ac(5GHz)VHT80 (0); Frequency: 5775 MHz;Duty Cycle: 1:1.034
Medium parameters used: f = 5775 MHz; σ = 5.167 S/m; ε_r = 34.488; ρ = 1000 kg/m^3
Phantom section: Flat Section
Measurement Standard: DASY5 (IEEE/IEC/ANSI C63.19-2007)

DASY5.2 Configuration:

- Area Scan setting - Find Secondary Maximum Within:2.0dB and with a peak SAR value greater than 0.5 W/Kg
- Probe: EX3DV4 - SN3977; ConvF(4.65, 4.65, 4.65) @ 5775 MHz; Calibrated: 2022/7/26
- Sensor-Surface: 1.4mm (Mechanical Surface Detection)
- Electronics: DAE4 Sn779; Calibrated: 2022/7/19
- Phantom: ELI; Type: QD OVA 001 BB; Serial: 1036
- Measurement SW: DASY52, Version 52.10 (4); SEMCAD X Version 14.6.14 (7501)

Area Scan (61x81x1): Interpolated grid: dx=1.000 mm, dy=1.000 mm
Maximum value of SAR (interpolated) = 1.44 W/kg

Zoom Scan (9x9x7)/Cube 0: Measurement grid: dx=4mm, dy=4mm, dz=1.4mm
Reference Value = 15.02 V/m; Power Drift = -0.13 dB
Peak SAR (extrapolated) = 3.45 W/kg
SAR(1 g) = 0.672 W/kg; SAR(10 g) = 0.193 W/kg
Smallest distance from peaks to all points 3 dB below = 6.1 mm
Ratio of SAR at M2 to SAR at M1 = 58.8%
Maximum value of SAR (measured) = 1.88 W/kg

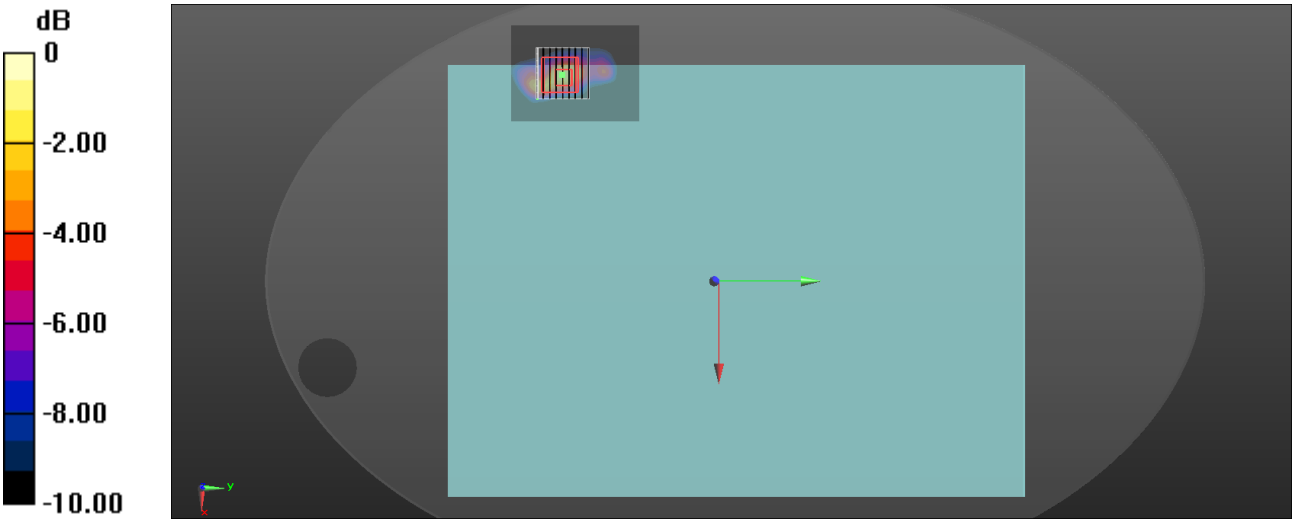

0 dB = 1.88 W/kg = 2.74 dBW/kg

Date: 2022/12/12

161_WLAN 5 GHz_802.11ac VHT80_Ch155_Bottom of laptop_0mm_ANT MIMO

DUT: H7604J

Communication System: UID 0, IEEE 802.11ac(5GHz)VHT80 (0); Frequency: 5775 MHz;Duty Cycle: 1:1.034
Medium parameters used: f = 5775 MHz; σ = 5.167 S/m; ε_r = 34.488; ρ = 1000 kg/m^3
Phantom section: Flat Section
Measurement Standard: DASY5 (IEEE/IEC/ANSI C63.19-2007)

DASY5.2 Configuration:

- Area Scan setting - Find Secondary Maximum Within:2.0dB and with a peak SAR value greater than 0.5 W/Kg
- Probe: EX3DV4 - SN3977; ConvF(4.65, 4.65, 4.65) @ 5775 MHz; Calibrated: 2022/7/26
- Sensor-Surface: 1.4mm (Mechanical Surface Detection)
- Electronics: DAE4 Sn779; Calibrated: 2022/7/19
- Phantom: ELI; Type: QD OVA 001 BB; Serial: 1036
- Measurement SW: DASY52, Version 52.10 (4); SEMCAD X Version 14.6.14 (7501)

Area Scan (61x311x1): Interpolated grid: dx=1.000 mm, dy=1.000 mm
Maximum value of SAR (interpolated) = 2.17 W/kg

Zoom Scan (9x9x7)/Cube 0: Measurement grid: dx=4mm, dy=4mm, dz=1.4mm
Reference Value = 17.23 V/m; Power Drift = -0.18 dB
Peak SAR (extrapolated) = 4.17 W/kg
SAR(1 g) = 0.813 W/kg; SAR(10 g) = 0.241 W/kg
Smallest distance from peaks to all points 3 dB below = 5.7 mm
Ratio of SAR at M2 to SAR at M1 = 59.3%
Maximum value of SAR (measured) = 2.09 W/kg

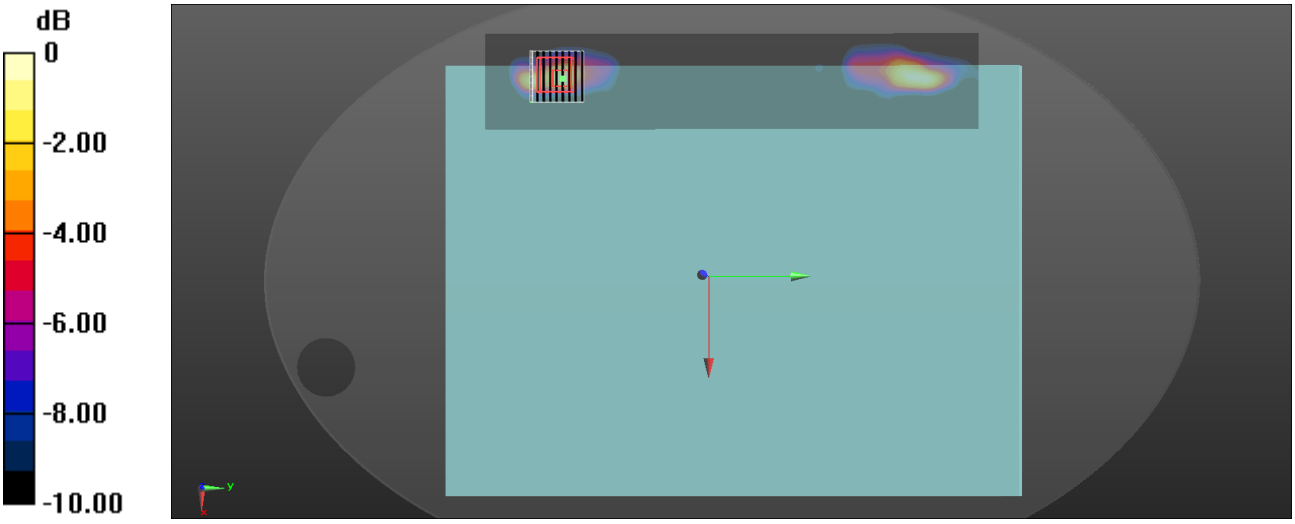

0 dB = 2.09 W/kg = 3.20 dBW/kg

1_WLAN 6 GHz_802.11ax HE160_Ch15_Bottom of laptop_0mm_ANT Main

Device under Test Properties

Model: H7604J

Exposure Conditions

Phantom Section, TSL	Position, Test Distance [mm]	Band	Group, UID	Frequency [MHz], Channel Number	Conversion Factor	TSL Conductivity [S/m]	TSL Permittivity
Flat, HSL	Bottom of laptop, 0.00	U-NII-5	WLAN, 10743-AAC	6025.0, 15	5.5	5.45	36.0

Hardware Setup

Phantom	TSL, Measured Date	Probe, Calibration Date	DAE, Calibration Date
ELI V5.0 (20deg probe tilt) - 1175	HSL6G	EX3DV4 - SN3847, 2022-03-24	DAE4 Sn541, 2022-03-23

Scan Setup

	Area Scan	Zoom Scan
Grid Extents [mm]	85.0 x 85.0	22.0 x 22.0 x 22.0
Grid Steps [mm]	8.5 x 8.5	3.4 x 3.4 x 1.2
Sensor Surface [mm]	3.0	1.4

Measurement Results

	Area Scan	Zoom Scan
Date	2022-12-07	2022-12-07
psSAR1g [W/Kg]	0.514	0.952
psSAR10g [W/Kg]	0.144	0.199
psPDab (1.0cm2, sq) [W/m2]		9.52
psPDab (4.0cm2, sq) [W/m2]		4.81
Power Drift [dB]	0.00	0 02
TSL Correction	Positive only	Positive only
M2/M1 [%]		54.6
Dist 3dB Peak [mm]		3.4

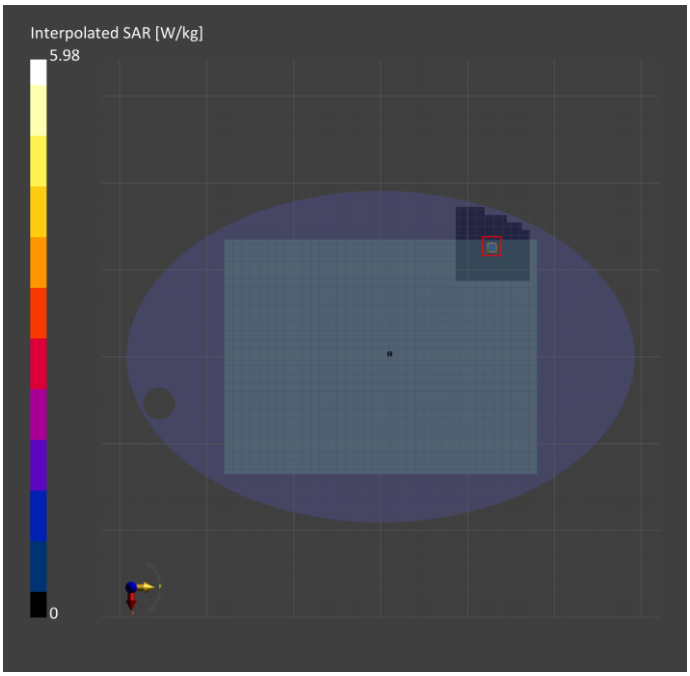

2_WLAN 6 GHz_802.11ax HE160_Ch79_Bottom of laptop_0mm_ANT Main

Device under Test Properties

Model: H7604J

Exposure Conditions

Phantom Section, TSL	Position, Test Distance [mm]	Band	Group, UID	Frequency [MHz], Channel Number	Conversion Factor	TSL Conductivity [S/m]	TSL Permittivity
Flat, HSL	Bottom of laptop, 0.00	U-NII-5	WLAN, 10743-AAC	6345.0, 79	5.5	5.88	35.4

Hardware Setup

Phantom	TSL, Measured Date	Probe, Calibration Date	DAE, Calibration Date
ELI V5.0 (20deg probe tilt) - 1175	HSL6G	EX3DV4 - SN3847, 2022-03-24	DAE4 Sn541, 2022-03-23

Scan Setup

	Area Scan	Zoom Scan
Grid Extents [mm]	85.0 x 85.0	22.0 x 22.0 x 22.0
Grid Steps [mm]	8.5 x 8.5	3.4 x 3.4 x 1.2
Sensor Surface [mm]	3.0	1.4

Measurement Results

	Area Scan	Zoom Scan
Date	2022-12-07	2022-12-07
psSAR1g [W/Kg]	0.389	0.658
psSAR10g [W/Kg]	0.118	0.164
psPDab (1.0cm2, sq) [W/m2]		6.58
psPDab (4.0cm2, sq) [W/m2]		4.21
Power Drift [dB]	0.11	0.08
TSL Correction	Positive only	Positive only
M2/M1 [%]		54.4
Dist 3dB Peak [mm]		3.2

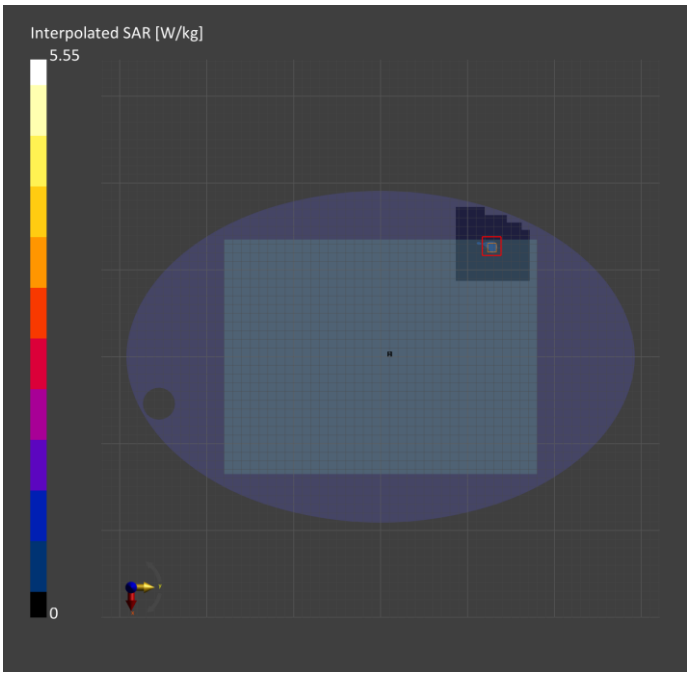

3_WLAN 6 GHz_802.11ax HE160_Ch111_Bottom of laptop_0mm_ANT Main

Device under Test Properties

Model: H7604J

Exposure Conditions

Phantom Section, TSL	Position, Test Distance [mm]	Band	Group, UID	Frequency [MHz], Channel Number	Conversion Factor	TSL Conductivity [S/m]	TSL Permittivity
Flat, HSL	Bottom of laptop, 0.00	U-NII-6	WLAN, 10743-AAC	6505.0, 111	5.5	6.05	35.2

Hardware Setup

Phantom	TSL, Measured Date	Probe, Calibration Date	DAE, Calibration Date
ELI V5.0 (20deg probe tilt) - 1175	HSL6G	EX3DV4 - SN3847, 2022-03-24	DAE4 Sn541, 2022-03-23

Scan Setup

	Area Scan	Zoom Scan
Grid Extents [mm]	85.0 x 85.0	22.0 x 22.0 x 22.0
Grid Steps [mm]	8.5 x 8.5	3.4 x 3.4 x 1.2
Sensor Surface [mm]	3.0	1.4

Measurement Results

	Area Scan	Zoom Scan
Date	2022-12-07	2022-12-07
psSAR1g [W/Kg]	0.412	0.672
psSAR10g [W/Kg]	0.133	0.175
psPDab (1.0cm2, sq) [W/m2]		6.72
psPDab (4.0cm2, sq) [W/m2]		4.42
Power Drift [dB]	0.03	-0.08
TSL Correction	Positive only	Positive only
M2/M1 [%]		52.8
Dist 3dB Peak [mm]		3.6

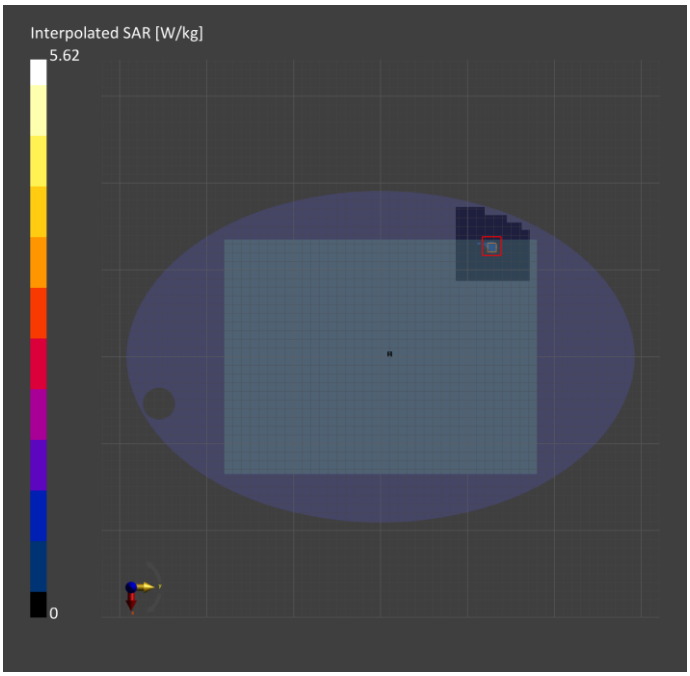

4_WLAN 6 GHz_802.11ax HE160_Ch143_Bottom of laptop_0mm_ANT Main

Device under Test Properties

Model: H7604J

Exposure Conditions

Phantom Section, TSL	Position, Test Distance [mm]	Band	Group, UID	Frequency [MHz], Channel Number	Conversion Factor	TSL Conductivity [S/m]	TSL Permittivity
Flat, HSL	Bottom of laptop, 0.00	U-NII-7	WLAN, 10743-AAC	6665.0, 143	5.5	6.29	34.7

Hardware Setup

Phantom	TSL, Measured Date	Probe, Calibration Date	DAE, Calibration Date
ELI V5.0 (20deg probe tilt) - 1175	HSL6G	EX3DV4 - SN3847, 2022-03-24	DAE4 Sn541, 2022-03-23

Scan Setup

	Area Scan	Zoom Scan
Grid Extents [mm]	85.0 x 85.0	22.0 x 22.0 x 22.0
Grid Steps [mm]	8.5 x 8.5	3.4 x 3.4 x 1.2
Sensor Surface [mm]	3.0	1.4

Measurement Results

	Area Scan	Zoom Scan
Date	2022-12-07	2022-12-07
psSAR1g [W/Kg]	0.529	0.799
psSAR10g [W/Kg]	0.153	0.185
psPDab (1.0cm2, sq) [W/m2]		7.99
psPDab (4.0cm2, sq) [W/m2]		4.55
Power Drift [dB]	0.15	0.06
TSL Correction	Positive only	Positive only
M2/M1 [%]		53.1
Dist 3dB Peak [mm]		3.6

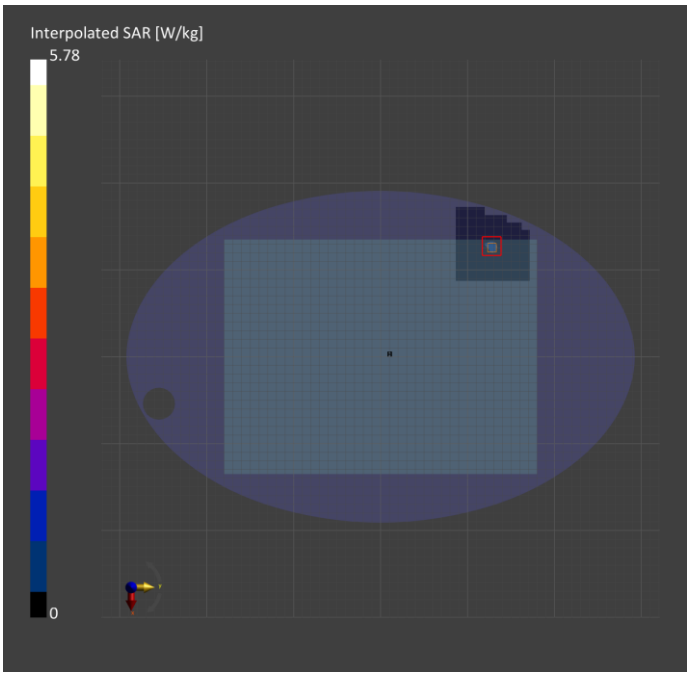

5_WLAN 6 GHz_802.11ax HE160_Ch207_Bottom of laptop_0mm_ANT Main

Device under Test Properties

Model: H7604J

Exposure Conditions

Phantom Section, TSL	Position, Test Distance [mm]	Band	Group, UID	Frequency [MHz], Channel Number	Conversion Factor	TSL Conductivity [S/m]	TSL Permittivity
Flat, HSL	Bottom of laptop, 0.00	U-NII-8	WLAN, 10743-AAC	6985.0, 207	5.5	6.64	34.1

Hardware Setup

Phantom	TSL, Measured Date	Probe, Calibration Date	DAE, Calibration Date
ELI V5.0 (20deg probe tilt) - 1175	HSL6G	EX3DV4 - SN3847, 2022-03-24	DAE4 Sn541, 2022-03-23

Scan Setup

	Area Scan	Zoom Scan
Grid Extents [mm]	85.0 x 85.0	22.0 x 22.0 x 22.0
Grid Steps [mm]	8.5 x 8.5	3.4 x 3.4 x 1.2
Sensor Surface [mm]	3.0	1.4

Measurement Results

	Area Scan	Zoom Scan
Date	2022-12-07	2022-12-07
psSAR1g [W/Kg]	0.421	0.768
psSAR10g [W/Kg]	0.129	0.174
psPDab (1.0cm2, sq) [W/m2]		7.68
psPDab (4.0cm2, sq) [W/m2]		4.61
Power Drift [dB]	-0.06	-0.13
TSL Correction	Positive only	Positive only
M2/M1 [%]		54.6
Dist 3dB Peak [mm]		3.4

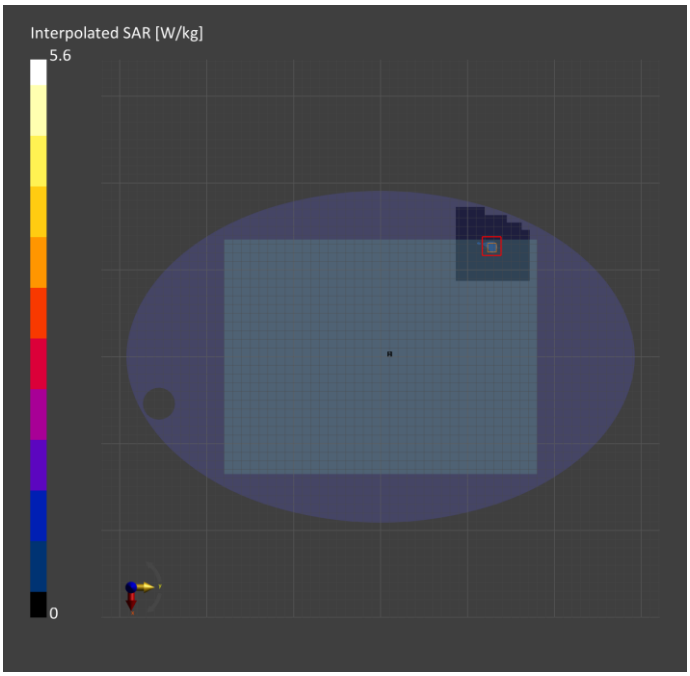

6_WLAN 6 GHz_802.11ax HE160_Ch15_Bottom of laptop_0mm_ANT Aux

Device under Test Properties

Model: H7604J

Exposure Conditions

Phantom Section, TSL	Position, Test Distance [mm]	Band	Group, UID	Frequency [MHz], Channel Number	Conversion Factor	TSL Conductivity [S/m]	TSL Permittivity
Flat, HSL	Bottom of laptop, 0.00	U-NII-5	WLAN, 10743-AAC	6025.0, 15	5.5	5.45	36.0

Hardware Setup

Phantom	TSL, Measured Date	Probe, Calibration Date	DAE, Calibration Date
ELI V5.0 (20deg probe tilt) - 1175	HSL6G	EX3DV4 - SN3847, 2022-03-24	DAE4 Sn541, 2022-03-23

Scan Setup

	Area Scan	Zoom Scan
Grid Extents [mm]	85.0 x 85.0	22.0 x 22.0 x 22.0
Grid Steps [mm]	8.5 x 8.5	3.4 x 3.4 x 1.4
Sensor Surface [mm]	3.0	1.4

Measurement Results

	Area Scan	Zoom Scan
Date	2022-12-07	2022-12-07
psSAR1g [W/Kg]	0.346	0.433
psSAR10g [W/Kg]	0.117	0.142
psPDab (1.0cm2, sq) [W/m2]		4.33
psPDab (4.0cm2, sq) [W/m2]		3.29
Power Drift [dB]	0.15	0.19
TSL Correction	Positive only	Positive only
M2/M1 [%]		49.3
Dist 3dB Peak [mm]		3.4

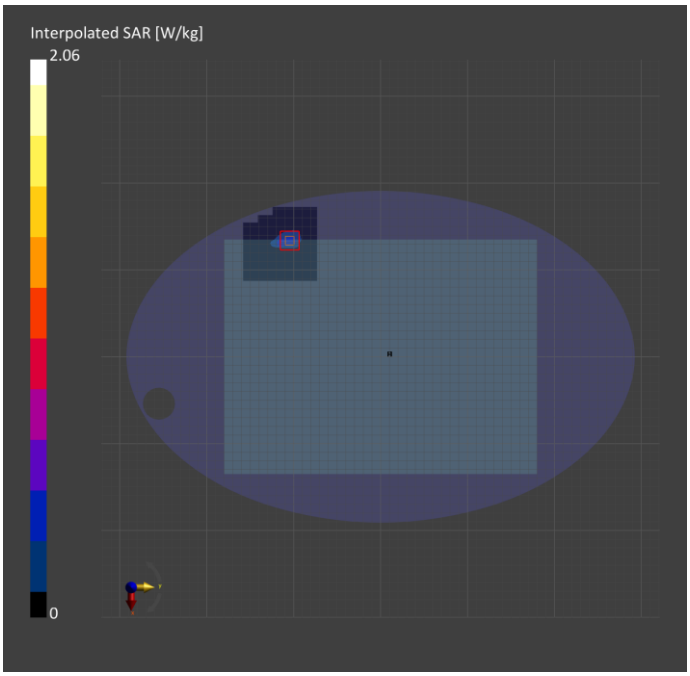

7_WLAN 6 GHz_802.11ax HE160_Ch79_Bottom of laptop_0mm_ANT Aux

Device under Test Properties

Model: H7604J

Exposure Conditions

Phantom Section, TSL	Position, Test Distance [mm]	Band	Group, UID	Frequency [MHz], Channel Number	Conversion Factor	TSL Conductivity [S/m]	TSL Permittivity
Flat, HSL	Bottom of laptop, 0.00	U-NII-5	WLAN, 10743-AAC	6345.0, 79	5.5	5.88	35.4

Hardware Setup

Phantom	TSL, Measured Date	Probe, Calibration Date	DAE, Calibration Date
ELI V5.0 (20deg probe tilt) - 1175	HSL6G	EX3DV4 - SN3847, 2022-03-24	DAE4 Sn541, 2022-03-23

Scan Setup

	Area Scan	Zoom Scan
Grid Extents [mm]	85.0 x 85.0	22.0 x 22.0 x 22.0
Grid Steps [mm]	8.5 x 8.5	3.4 x 3.4 x 1.4
Sensor Surface [mm]	3.0	1.4

Measurement Results

	Area Scan	Zoom Scan
Date	2022-12-07	2022-12-07
psSAR1g [W/Kg]	0.333	0.428
psSAR10g [W/Kg]	0.105	0.137
psPDab (1.0cm2, sq) [W/m2]		4.28
psPDab (4.0cm2, sq) [W/m2]		3.20
Power Drift [dB]	0.05	0.11
TSL Correction	Positive only	Positive only
M2/M1 [%]		48.2
Dist 3dB Peak [mm]		3.3

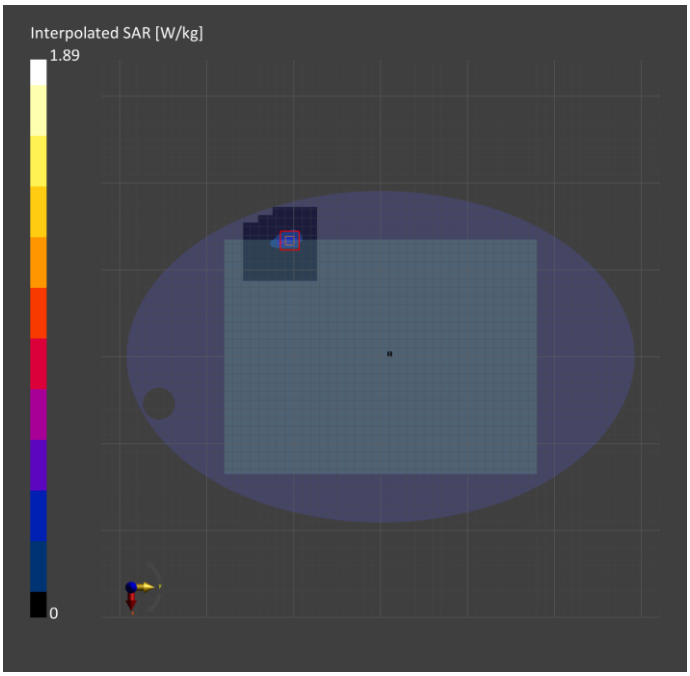

8_WLAN 6 GHz_802.11ax HE160_Ch111_Bottom of laptop_0mm_ANT Aux

Device under Test Properties

Model: H7604J

Exposure Conditions

Phantom Section, TSL	Position, Test Distance [mm]	Band	Group, UID	Frequency [MHz], Channel Number	Conversion Factor	TSL Conductivity [S/m]	TSL Permittivity
Flat, HSL	Bottom of laptop, 0.00	U-NII-6	WLAN, 10743-AAC	6505.0, 111	5.5	6.05	35.2

Hardware Setup

Phantom	TSL, Measured Date	Probe, Calibration Date	DAE, Calibration Date
ELI V5.0 (20deg probe tilt) - 1175	HSL6G	EX3DV4 - SN3847, 2022-03-24	DAE4 Sn541, 2022-03-23

Scan Setup

	Area Scan	Zoom Scan
Grid Extents [mm]	85.0 x 85.0	22.0 x 22.0 x 22.0
Grid Steps [mm]	8.5 x 8.5	3.4 x 3.4 x 1.4
Sensor Surface [mm]	3.0	1.4

Measurement Results

	Area Scan	Zoom Scan
Date	2022-12-07	2022-12-07
psSAR1g [W/Kg]	0.308	0.407
psSAR10g [W/Kg]	0.101	0.129
psPDab (1.0cm2, sq) [W/m2]		4.07
psPDab (4.0cm2, sq) [W/m2]		3.19
Power Drift [dB]	0.08	0.02
TSL Correction	Positive only	Positive only
M2/M1 [%]		50.2
Dist 3dB Peak [mm]		3.6

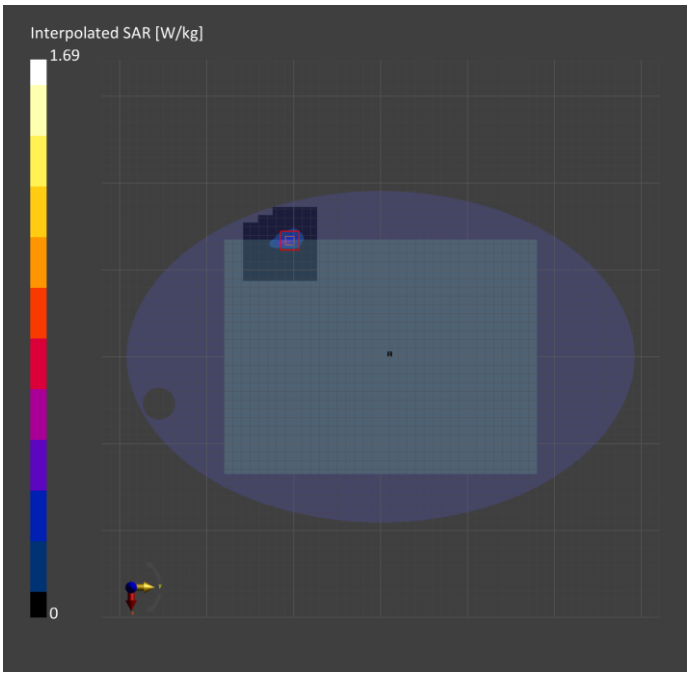

9_WLAN 6 GHz_802.11ax HE160_Ch143_Bottom of laptop_0mm_ANT Aux

Device under Test Properties

Model: H7604J

Exposure Conditions

Phantom Section, TSL	Position, Test Distance [mm]	Band	Group, UID	Frequency [MHz], Channel Number	Conversion Factor	TSL Conductivity [S/m]	TSL Permittivity
Flat, HSL	Bottom of laptop, 0.00	U-NII-7	WLAN, 10743-AAC	6665.0, 143	5.5	6.29	34.7

Hardware Setup

Phantom	TSL, Measured Date	Probe, Calibration Date	DAE, Calibration Date
ELI V5.0 (20deg probe tilt) - 1175	HSL6G	EX3DV4 - SN3847, 2022-03-24	DAE4 Sn541, 2022-03-23

Scan Setup

	Area Scan	Zoom Scan
Grid Extents [mm]	85.0 x 85.0	22.0 x 22.0 x 22.0
Grid Steps [mm]	8.5 x 8.5	3.4 x 3.4 x 1.4
Sensor Surface [mm]	3.0	1.4

Measurement Results

	Area Scan	Zoom Scan
Date	2022-12-07	2022-12-07
psSAR1g [W/Kg]	0.349	0.421
psSAR10g [W/Kg]	0.108	0.133
psPDab (1.0cm2, sq) [W/m2]		4.21
psPDab (4.0cm2, sq) [W/m2]		2.96
Power Drift [dB]	-0.11	-0.08
TSL Correction	Positive only	Positive only
M2/M1 [%]		49.8
Dist 3dB Peak [mm]		3.7

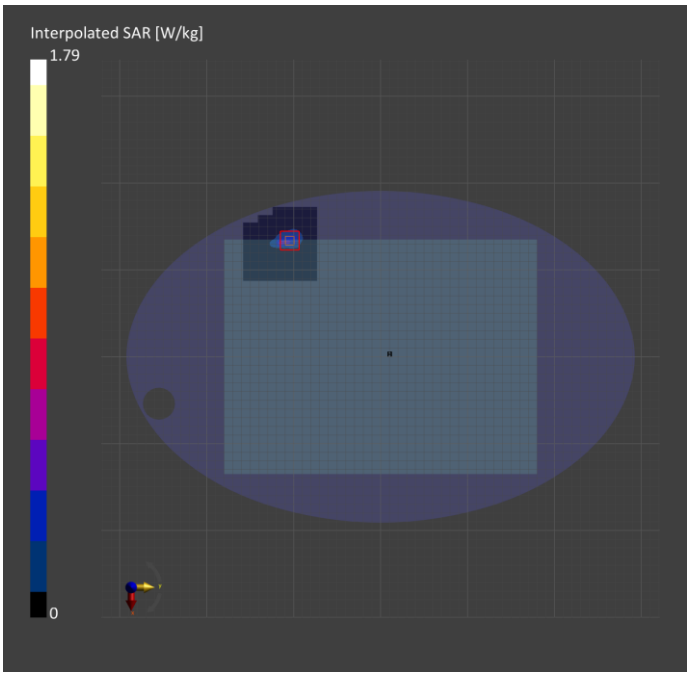

10_WLAN 6 GHz_802.11ax HE160_Ch207_Bottom of laptop_0mm_ANT Aux

Device under Test Properties

Model: H7604J

Exposure Conditions

Phantom Section, TSL	Position, Test Distance [mm]	Band	Group, UID	Frequency [MHz], Channel Number	Conversion Factor	TSL Conductivity [S/m]	TSL Permittivity
Flat, HSL	Bottom of laptop, 0.00	U-NII-8	WLAN, 10743-AAC	6985.0, 207	5.5	6.64	34.1

Hardware Setup

Phantom	TSL, Measured Date	Probe, Calibration Date	DAE, Calibration Date
ELI V5.0 (20deg probe tilt) - 1175	HSL6G	EX3DV4 - SN3847, 2022-03-24	DAE4 Sn541, 2022-03-23

Scan Setup

	Area Scan	Zoom Scan
Grid Extents [mm]	85.0 x 85.0	22.0 x 22.0 x 22.0
Grid Steps [mm]	8.5 x 8.5	3.4 x 3.4 x 1.4
Sensor Surface [mm]	3.0	1.4

Measurement Results

	Area Scan	Zoom Scan
Date	2022-12-07	2022-12-07
psSAR1g [W/Kg]	0.113	0.209
psSAR10g [W/Kg]	0.051	0.067
psPDab (1.0cm2, sq) [W/m2]		2.09
psPDab (4.0cm2, sq) [W/m2]		1.59
Power Drift [dB]	-0.09	-0.16
TSL Correction	Positive only	Positive only
M2/M1 [%]		47.2
Dist 3dB Peak [mm]		3.1

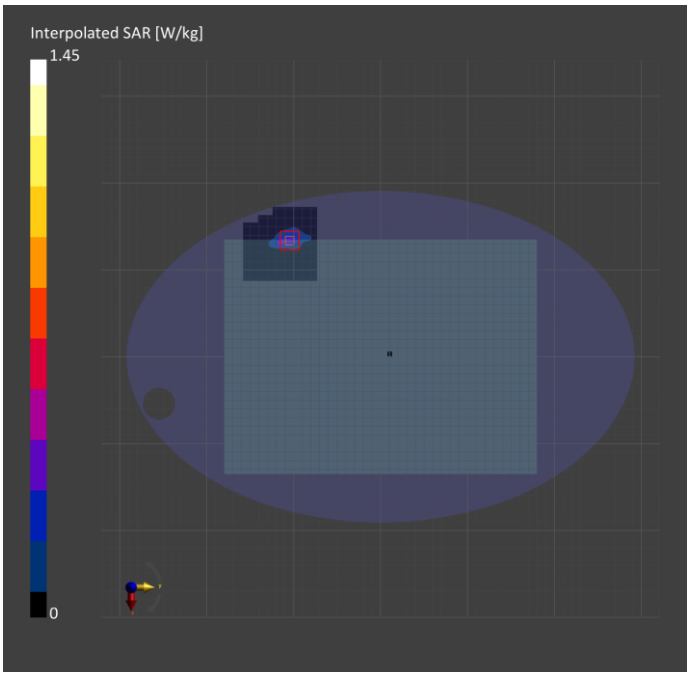

27_WLAN 6 GHz_802.11ax HE160_Ch15_Bottom of laptop_0mm_ANT MIMO

Device under Test Properties

Model: H7604J

Exposure Conditions

Phantom Section, TSL	Position, Test Distance [mm]	Band	Group, UID	Frequency [MHz], Channel Number	Conversion Factor	TSL Conductivity [S/m]	TSL Permittivity
Flat, HSL	Bottom of laptop, 0.00	U-NII-5	WLAN, 10743-AAC	6025.0, 15	5.5	5.45	36.0

Hardware Setup

Phantom	TSL, Measured Date	Probe, Calibration Date	DAE, Calibration Date
ELI V5.0 (20deg probe tilt) - 1175	HSL6G	EX3DV4 - SN3847, 2022-03-24	DAE4 Sn541, 2022-03-23

Scan Setup

	Area Scan	Zoom Scan
Grid Extents [mm]	85.0 x 323.0	22.0 x 22.0 x 22.0
Grid Steps [mm]	8.5 x 8.5	3.4 x 3.4 x 1.4
Sensor Surface [mm]	3.0	1.4

Measurement Results

	Area Scan	Zoom Scan
Date	2022-12-07	2022-12-07
psSAR1g [W/Kg]	0.409	0.540
psSAR10g [W/Kg]	0.105	0.110
psPDab (1.0cm2, sq) [W/m2]		5.40
psPDab (4.0cm2, sq) [W/m2]		2.66
Power Drift [dB]	0.11	-0.06
TSL Correction	Positive only	Positive only
M2/M1 [%]		50.9
Dist 3dB Peak [mm]		3.4

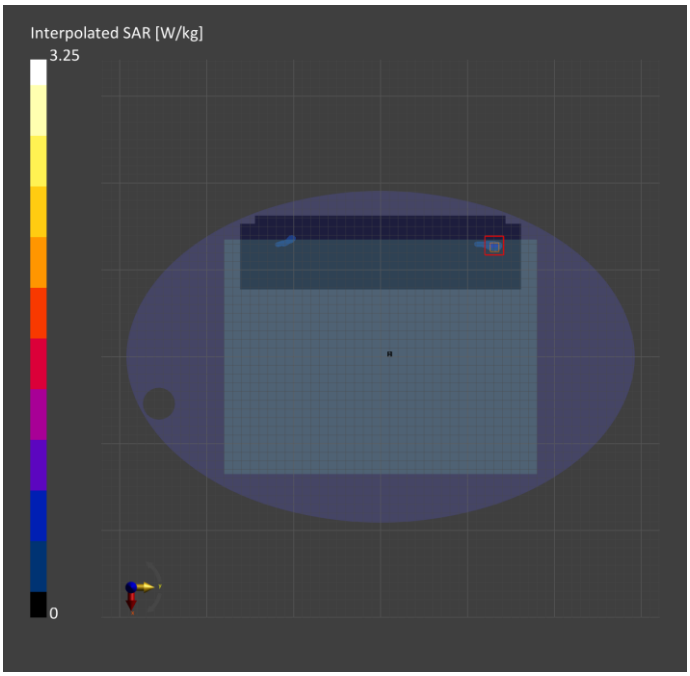

28_WLAN 6 GHz_802.11ax HE160_Ch79_Bottom of laptop_0mm_ANT MIMO

Device under Test Properties

Model: H7604J

Exposure Conditions

Phantom Section, TSL	Position, Test Distance [mm]	Band	Group, UID	Frequency [MHz], Channel Number	Conversion Factor	TSL Conductivity [S/m]	TSL Permittivity
Flat, HSL	Bottom of laptop, 0.00	U-NII-5	WLAN, 10743-AAC	6345.0, 79	5.5	5.88	35.4

Hardware Setup

Phantom	TSL, Measured Date	Probe, Calibration Date	DAE, Calibration Date
ELI V5.0 (20deg probe tilt) - 1175	HSL6G	EX3DV4 - SN3847, 2022-03-24	DAE4 Sn541, 2022-03-23

Scan Setup

	Area Scan	Zoom Scan
Grid Extents [mm]	85.0 x 323.0	22.0 x 22.0 x 22.0
Grid Steps [mm]	8.5 x 8.5	3.4 x 3.4 x 1.4
Sensor Surface [mm]	3.0	1.4

Measurement Results

	Area Scan	Zoom Scan
Date	2022-12-07	2022-12-07
psSAR1g [W/Kg]	0.242	0.281
psSAR10g [W/Kg]	0.074	0.091
psPDab (1.0cm2, sq) [W/m2]		2.81
psPDab (4.0cm2, sq) [W/m2]		2.18
Power Drift [dB]	0.06	-0.05
TSL Correction	Positive only	Positive only
M2/M1 [%]		49.7
Dist 3dB Peak [mm]		3.6

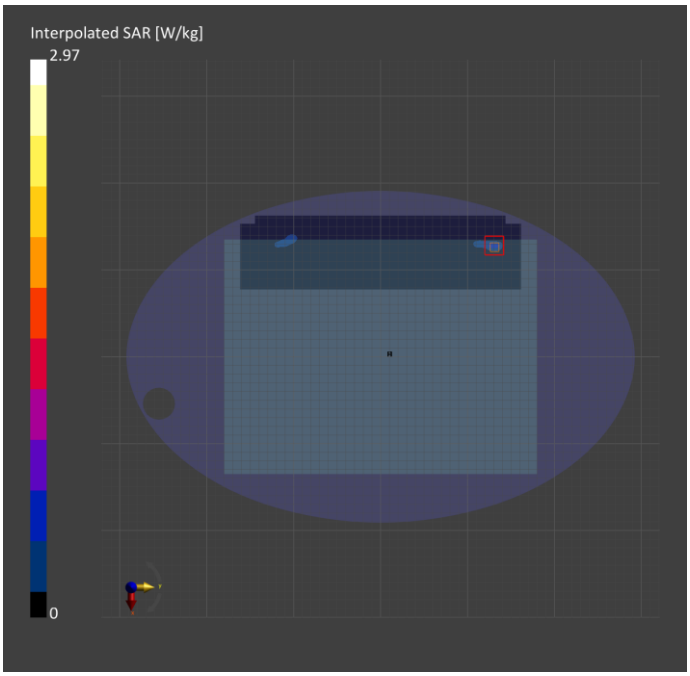

29_WLAN 6 GHz_802.11ax HE160_Ch111_Bottom of laptop_0mm_ANT MIMO

Device under Test Properties

Model: H7604J

Exposure Conditions

Phantom Section, TSL	Position, Test Distance [mm]	Band	Group, UID	Frequency [MHz], Channel Number	Conversion Factor	TSL Conductivity [S/m]	TSL Permittivity
Flat, HSL	Bottom of laptop, 0.00	U-NII-6	WLAN, 10743-AAC	6505.0, 111	5.5	6.05	35.2

Hardware Setup

Phantom	TSL, Measured Date	Probe, Calibration Date	DAE, Calibration Date
ELI V5.0 (20deg probe tilt) - 1175	HSL6G	EX3DV4 - SN3847, 2022-03-24	DAE4 Sn541, 2022-03-23

Scan Setup

	Area Scan	Zoom Scan
Grid Extents [mm]	85.0 x 323.0	22.0 x 22.0 x 22.0
Grid Steps [mm]	8.5 x 8.5	3.4 x 3.4 x 1.4
Sensor Surface [mm]	3.0	1.4

Measurement Results

	Area Scan	Zoom Scan
Date	2022-12-07	2022-12-07
psSAR1g [W/Kg]	0.289	0.306
psSAR10g [W/Kg]	0.082	0.092
psPDab (1.0cm2, sq) [W/m2]		3.06
psPDab (4.0cm2, sq) [W/m2]		2.22
Power Drift [dB]	0.05	0.12
TSL Correction	Positive only	Positive only
M2/M1 [%]		49.5
Dist 3dB Peak [mm]		3.2

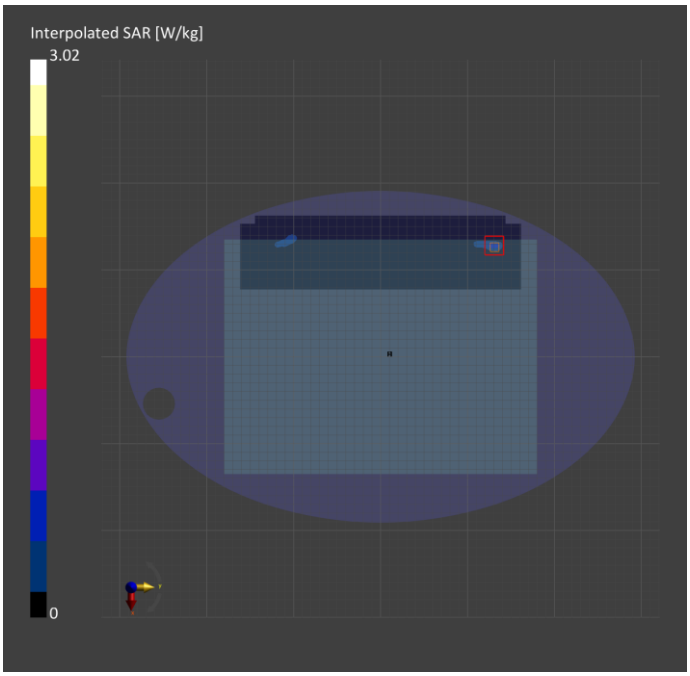

30_WLAN 6 GHz_802.11ax HE160_Ch143_Bottom of laptop_0mm_ANT MIMO

Device under Test Properties

Model: H7604J

Exposure Conditions

Phantom Section, TSL	Position, Test Distance [mm]	Band	Group, UID	Frequency [MHz], Channel Number	Conversion Factor	TSL Conductivity [S/m]	TSL Permittivity
Flat, HSL	Bottom of laptop, 0.00	U-NII-7	WLAN, 10743-AAC	6665.0, 143	5.5	6.29	34.7

Hardware Setup

Phantom	TSL, Measured Date	Probe, Calibration Date	DAE, Calibration Date
ELI V5.0 (20deg probe tilt) - 1175	HSL6G	EX3DV4 - SN3847, 2022-03-24	DAE4 Sn541, 2022-03-23

Scan Setup

	Area Scan	Zoom Scan
Grid Extents [mm]	85.0 x 323.0	22.0 x 22.0 x 22.0
Grid Steps [mm]	8.5 x 8.5	3.4 x 3.4 x 1.4
Sensor Surface [mm]	3.0	1.4

Measurement Results

	Area Scan	Zoom Scan
Date	2022-12-07	2022-12-07
psSAR1g [W/Kg]	0.225	0.261
psSAR10g [W/Kg]	0.049	0.077
psPDab (1.0cm2, sq) [W/m2]		2.61
psPDab (4.0cm2, sq) [W/m2]		1.83
Power Drift [dB]	0.03	0.01
TSL Correction	Positive only	Positive only
M2/M1 [%]		50.5
Dist 3dB Peak [mm]		3.5

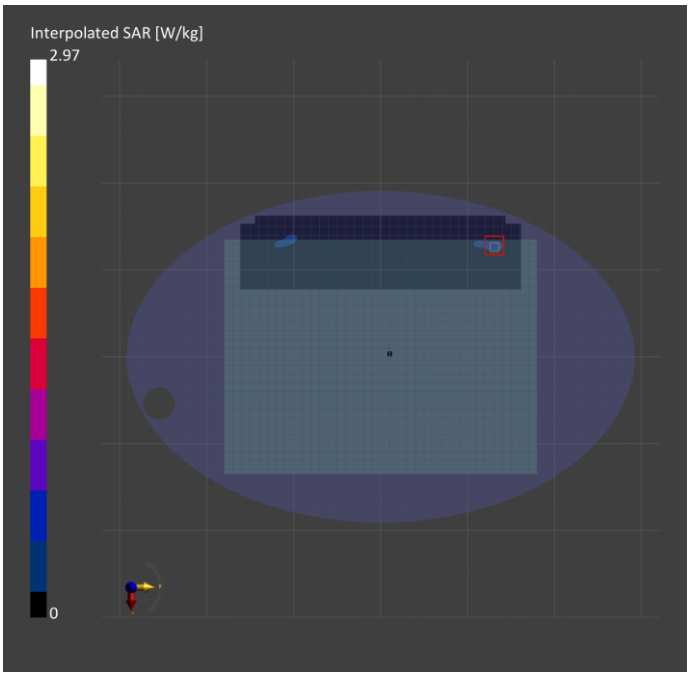

31_WLAN 6 GHz_802.11ax HE160_Ch207_Bottom of laptop_0mm_ANT MIMO

Device under Test Properties

Model: H7604J

Exposure Conditions

Phantom Section, TSL	Position, Test Distance [mm]	Band	Group, UID	Frequency [MHz], Channel Number	Conversion Factor	TSL Conductivity [S/m]	TSL Permittivity
Flat, HSL	Bottom of laptop, 0.00	U-NII-8	WLAN, 10743-AAC	6985.0, 207	5.5	6.64	34.1

Hardware Setup

Phantom	TSL, Measured Date	Probe, Calibration Date	DAE, Calibration Date
ELI V5.0 (20deg probe tilt) - 1175	HSL6G	EX3DV4 - SN3847, 2022-03-24	DAE4 Sn541, 2022-03-23

Scan Setup

	Area Scan	Zoom Scan
Grid Extents [mm]	85.0 x 323.0	22.0 x 22.0 x 22.0
Grid Steps [mm]	8.5 x 8.5	3.4 x 3.4 x 1.4
Sensor Surface [mm]	3.0	1.4

Measurement Results

	Area Scan	Zoom Scan
Date	2022-12-07	2022-12-07
psSAR1g [W/Kg]	0.309	0.337
psSAR10g [W/Kg]	0.089	0.102
psPDab (1.0cm2, sq) [W/m2]		3.37
psPDab (4.0cm2, sq) [W/m2]		2.44
Power Drift [dB]	0.08	0.13
TSL Correction	Positive only	Positive only
M2/M1 [%]		50.2
Dist 3dB Peak [mm]		3.2

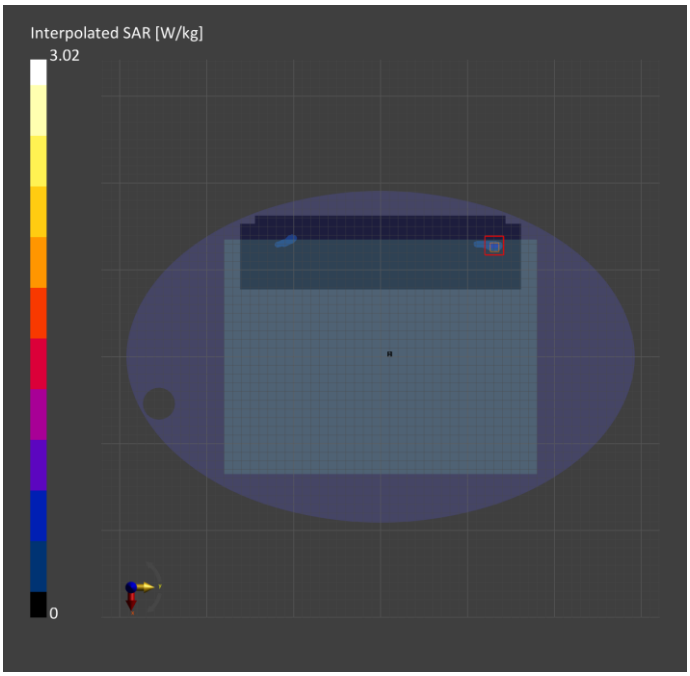

11_WLAN 6 GHz_802.11ax HE160_Ch15_Bottom of laptop_0mm_ANT Main

Device under Test Properties

Model:H7604J

Exposure Conditions

Phantom Section	Position, Test Distance [mm]	Band	Group, UID	Frequency [MHz], Channel Number	Conversion Factor
5G Air	Bottom of laptop, 2.00	U-NII-5	WLAN, 10755-AAC	6025.0, 15	1.0

Hardware Setup

Phantom	Medium	Probe, Calibration Date	DAE, Calibration Date
mmWave- 5G Phantom	Air	EUmmWV4 - SN9639_F1-55GHz, 2022-08-24	DAE4 Sn541, 2022-03-23

Scan Setup

	5G Scan
Grid Extents [mm]	60.0 x 60.0
Grid Steps [lambda]	0.05 x 0.05
Sensor Surface [mm]	2.0
MAIA	N/A

Measurement Results

	5G Scan
Date	2022-12-09
Avg. Area [cm²]	4.00
psPDn+ [W/m²]	3.03
psPDtot+ [W/m²]	6.30
psPDmod+ [W/m²]	11.4
E_{max} [V/m]	78.9
H_{max} [A/m]	0.597
Power Drift [dB]	0.06

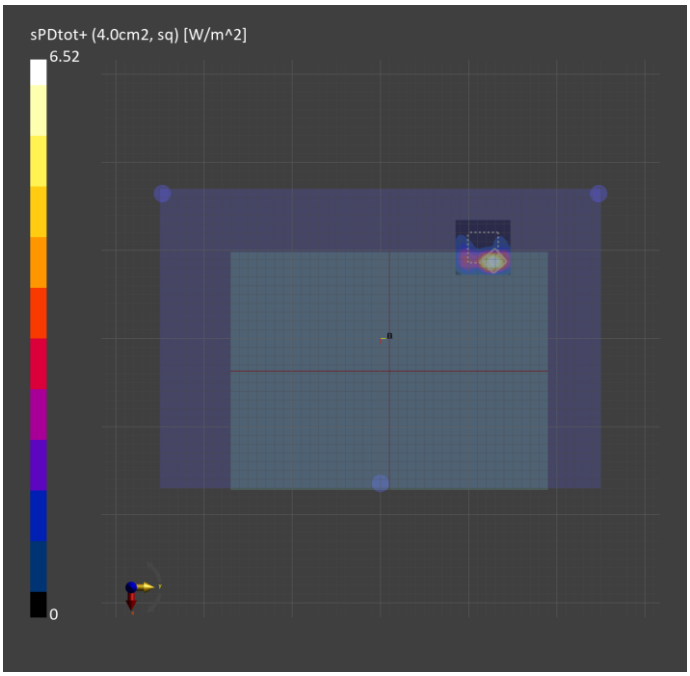

12_WLAN 6 GHz_802.11ax HE160_Ch79_Bottom of laptop_0mm_ANT Main

Device under Test Properties

Model:H7604J

Exposure Conditions

Phantom Section	Position, Test Distance [mm]	Band	Group, UID	Frequency [MHz], Channel Number	Conversion Factor
5G Air	Bottom of laptop, 2.00	U-NII-5	WLAN, 10755-AAC	6345.0, 79	1.0

Hardware Setup

Phantom	Medium	Probe, Calibration Date	DAE, Calibration Date
mmWave- 5G Phantom	Air	EUmmWV4 - SN9639_F1-55GHz, 2022-08-24	DAE4 Sn541, 2022-03-23

Scan Setup

	5G Scan
Grid Extents [mm]	60.0 x 60.0
Grid Steps [lambda]	0.05 x 0.05
Sensor Surface [mm]	2.0
MAIA	N/A

Measurement Results

	5G Scan
Date	2022-12-09
Avg. Area [cm²]	4.00
psPDn+ [W/m²]	2.4
psPDtot+ [W/m²]	5.49
psPDmod+ [W/m²]	8.64
E_{max} [V/m]	69.2
H_{max} [A/m]	0.553
Power Drift [dB]	-0.12

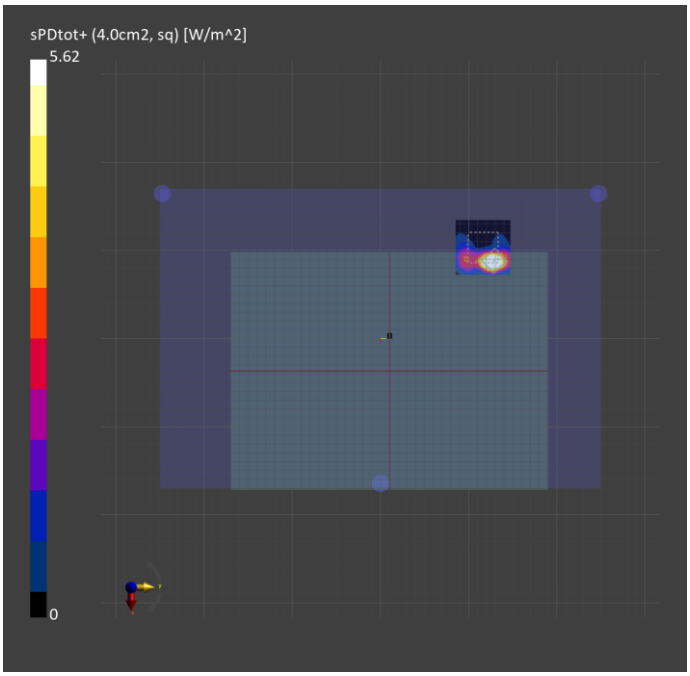

13_WLAN 6 GHz_802.11ax HE160_Ch111_Bottom of laptop_0mm_ANT Main

Device under Test Properties

Model:H7604J

Exposure Conditions

Phantom Section	Position, Test Distance [mm]	Band	Group, UID	Frequency [MHz], Channel Number	Conversion Factor
5G Air	Bottom of laptop, 2.00	U-NII-6	WLAN, 10755-AAC	6505.0, 111	1.0

Hardware Setup

Phantom	Medium	Probe, Calibration Date	DAE, Calibration Date
mmWave- 5G Phantom	Air	EUmmWV4 - SN9639_F1-55GHz, 2022-08-24	DAE4 Sn541, 2022-03-23

Scan Setup

	5G Scan
Grid Extents [mm]	60.0 x 60.0
Grid Steps [lambda]	0.05 x 0.05
Sensor Surface [mm]	2.0
MAIA	N/A

Measurement Results

	5G Scan
Date	2022-12-09
Avg. Area [cm²]	4.00
psPDn+ [W/m²]	2.58
psPDtot+ [W/m²]	5.77
psPDmod+ [W/m²]	9.86
E_{max} [V/m]	73.2
H_{max} [A/m]	0.573
Power Drift [dB]	-0.07

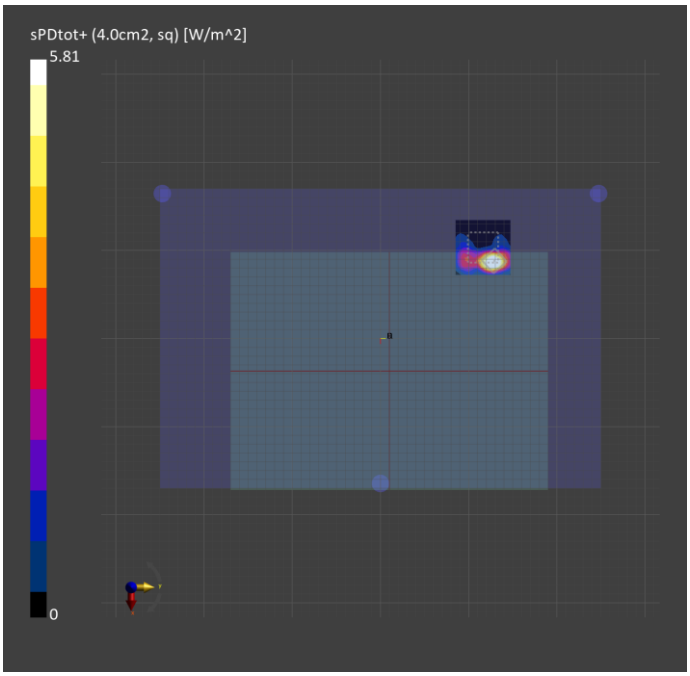

14_WLAN 6 GHz_802.11ax HE160_Ch143_Bottom of laptop_0mm_ANT Main

Device under Test Properties

Model:H7604J

Exposure Conditions

Phantom Section	Position, Test Distance [mm]	Band	Group, UID	Frequency [MHz], Channel Number	Conversion Factor
5G Air	Bottom of laptop, 2.00	U-NII-7	WLAN, 10755-AAC	6665.0, 143	1.0

Hardware Setup

Phantom	Medium	Probe, Calibration Date	DAE, Calibration Date
mmWave- 5G Phantom	Air	EUmmWV4 - SN9639_F1-55GHz, 2022-08-24	DAE4 Sn541, 2022-03-23

Scan Setup

	5G Scan
Grid Extents [mm]	60.0 x 60.0
Grid Steps [lambda]	0.05 x 0.05
Sensor Surface [mm]	2.0
MAIA	N/A

Measurement Results

	5G Scan
Date	2022-12-09
Avg. Area [cm²]	4.00
psPDn+ [W/m²]	2.71
psPDtot+ [W/m²]	5.81
psPDmod+ [W/m²]	10.7
E_{max} [V/m]	71.9
H_{max} [A/m]	0.554
Power Drift [dB]	0.13

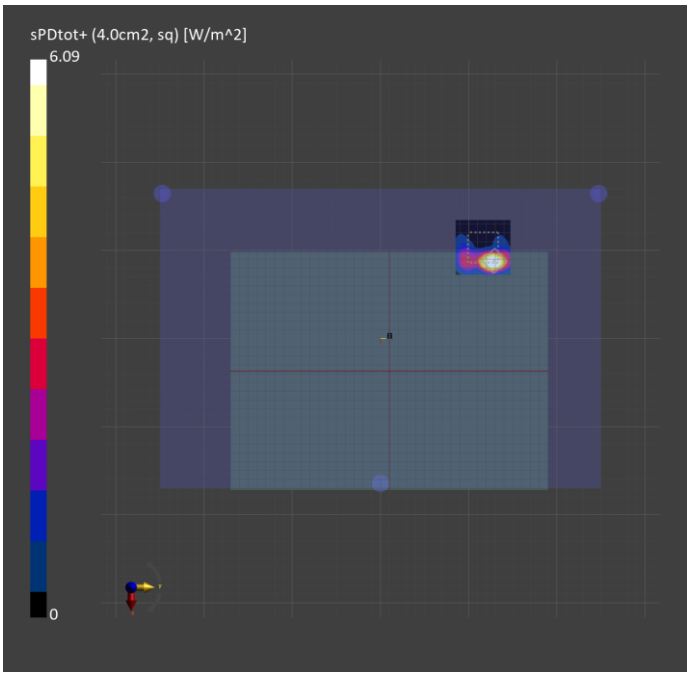

15_WLAN 6 GHz_802.11ax HE160_Ch207_Bottom of laptop_0mm_ANT Main

Device under Test Properties

Model:H7604J

Exposure Conditions

Phantom Section	Position, Test Distance [mm]	Band	Group, UID	Frequency [MHz], Channel Number	Conversion Factor
5G Air	Bottom of laptop, 2.00	U-NII-8	WLAN, 10755-AAC	6985.0, 207	1.0

Hardware Setup

Phantom	Medium	Probe, Calibration Date	DAE, Calibration Date
mmWave- 5G Phantom	Air	EUmmWV4 - SN9639_F1-55GHz, 2022-08-24	DAE4 Sn541, 2022-03-23

Scan Setup

	5G Scan
Grid Extents [mm]	60.0 x 60.0
Grid Steps [lambda]	0.05 x 0.05
Sensor Surface [mm]	2.0
MAIA	N/A

Measurement Results

	5G Scan
Date	2022-12-09
Avg. Area [cm²]	4.00
psPDn+ [W/m²]	2.82
psPDtot+ [W/m²]	6.09
psPDmod+ [W/m²]	11.1
E_{max} [V/m]	76.3
H_{max} [A/m]	0.547
Power Drift [dB]	0.02

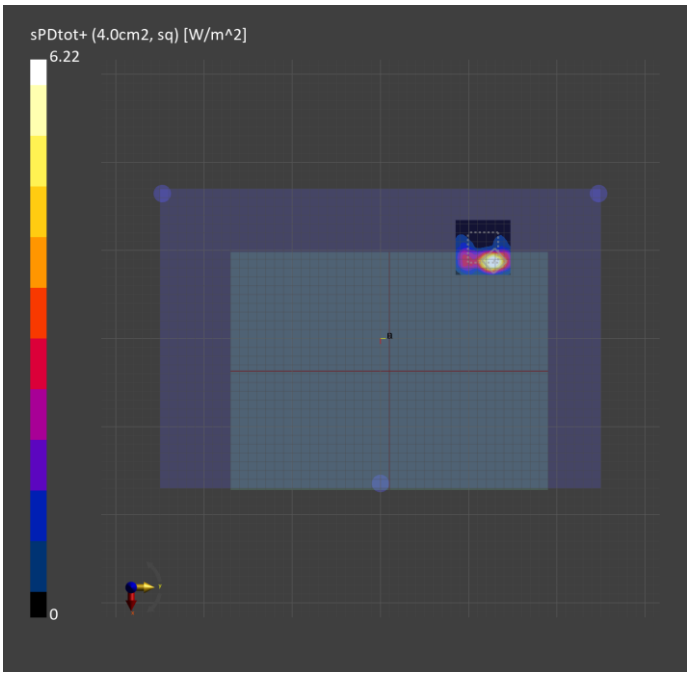

16_WLAN 6 GHz_802.11ax HE160_Ch15_Bottom of laptop_0mm_ANT Aux

Device under Test Properties

Model:H7604J

Exposure Conditions

Phantom Section	Position, Test Distance [mm]	Band	Group, UID	Frequency [MHz], Channel Number	Conversion Factor
5G Air	Bottom of laptop, 2.00	U-NII-5	WLAN, 10755-AAC	6025.0, 15	1.0

Hardware Setup

Phantom	Medium	Probe, Calibration Date	DAE, Calibration Date
mmWave- 5G Phantom	Air	EUmmWV4 - SN9639_F1-55GHz, 2022-08-24	DAE4 Sn541, 2022-03-23

Scan Setup

	5G Scan
Grid Extents [mm]	60.0 x 60.0
Grid Steps [lambda]	0.05 x 0.05
Sensor Surface [mm]	2.0
MAIA	N/A

Measurement Results

	5G Scan
Date	2022-12-09
Avg. Area [cm²]	4.00
psPDn+ [W/m²]	2.21
psPDtot+ [W/m²]	4.18
psPDmod+ [W/m²]	9.91
E_{max} [V/m]	77.7
H_{max} [A/m]	0.828
Power Drift [dB]	-0.09

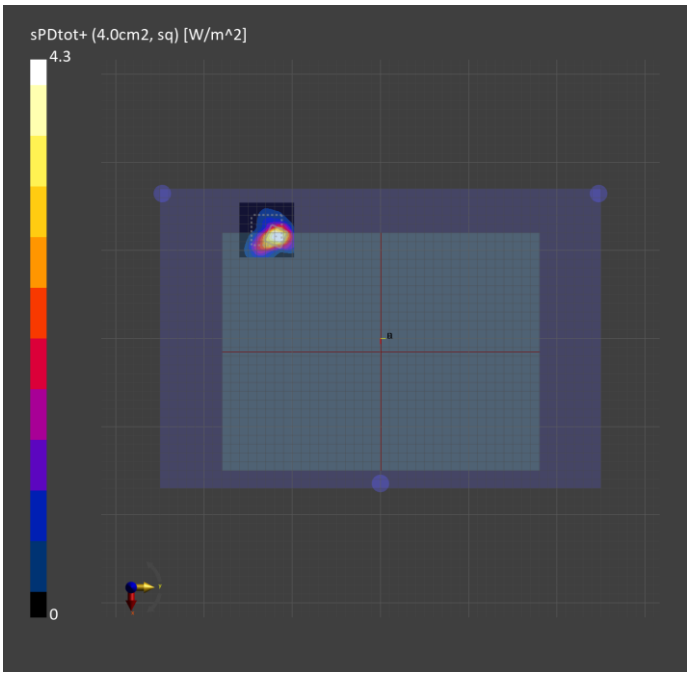

17_WLAN 6 GHz_802.11ax HE160_Ch79_Bottom of laptop_0mm_ANT Aux

Device under Test Properties

Model:H7604J

Exposure Conditions

Phantom Section	Position, Test Distance [mm]	Band	Group, UID	Frequency [MHz], Channel Number	Conversion Factor
5G Air	Bottom of laptop, 2.00	U-NII-5	WLAN, 10755-AAC	6345.0, 79	1.0

Hardware Setup

Phantom	Medium	Probe, Calibration Date	DAE, Calibration Date
mmWave- 5G Phantom	Air	EUmmWV4 - SN9639_F1-55GHz, 2022-08-24	DAE4 Sn541, 2022-03-23

Scan Setup

	5G Scan
Grid Extents [mm]	60.0 x 60.0
Grid Steps [lambda]	0.05 x 0.05
Sensor Surface [mm]	2.0
MAIA	N/A

Measurement Results

	5G Scan
Date	2022-12-09
Avg. Area [cm²]	4.00
psPDn+ [W/m²]	1.83
psPDtot+ [W/m²]	3.83
psPDmod+ [W/m²]	7.81
E_{max} [V/m]	67.8
H_{max} [A/m]	0.712
Power Drift [dB]	0.06

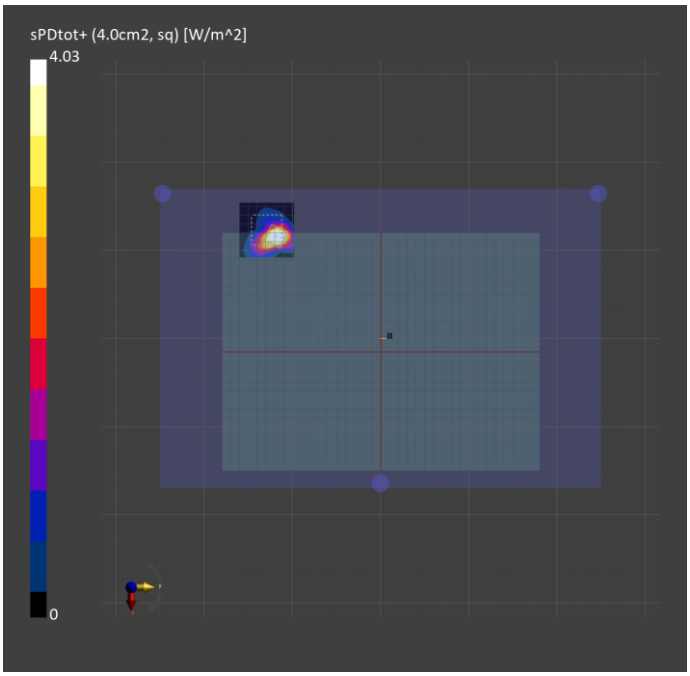

18_WLAN 6 GHz_802.11ax HE160_Ch111_Bottom of laptop_0mm_ANT Aux

Device under Test Properties

Model:H7604J

Exposure Conditions

Phantom Section	Position, Test Distance [mm]	Band	Group, UID	Frequency [MHz], Channel Number	Conversion Factor
5G Air	Bottom of laptop, 2.00	U-NII-6	WLAN, 10755-AAC	6505.0, 111	1.0

Hardware Setup

Phantom	Medium	Probe, Calibration Date	DAE, Calibration Date
mmWave- 5G Phantom	Air	EUmmWV4 - SN9639_F1-55GHz, 2022-08-24	DAE4 Sn541, 2022-03-23

Scan Setup

	5G Scan
Grid Extents [mm]	60.0 x 60.0
Grid Steps [lambda]	0.05 x 0.05
Sensor Surface [mm]	2.0
MAIA	N/A

Measurement Results

	5G Scan
Date	2022-12-09
Avg. Area [cm²]	4.00
psPDn+ [W/m²]	1.91
psPDtot+ [W/m²]	4.01
psPDmod+ [W/m²]	9.44
E_{max} [V/m]	70.8
H_{max} [A/m]	0.804
Power Drift [dB]	0.18

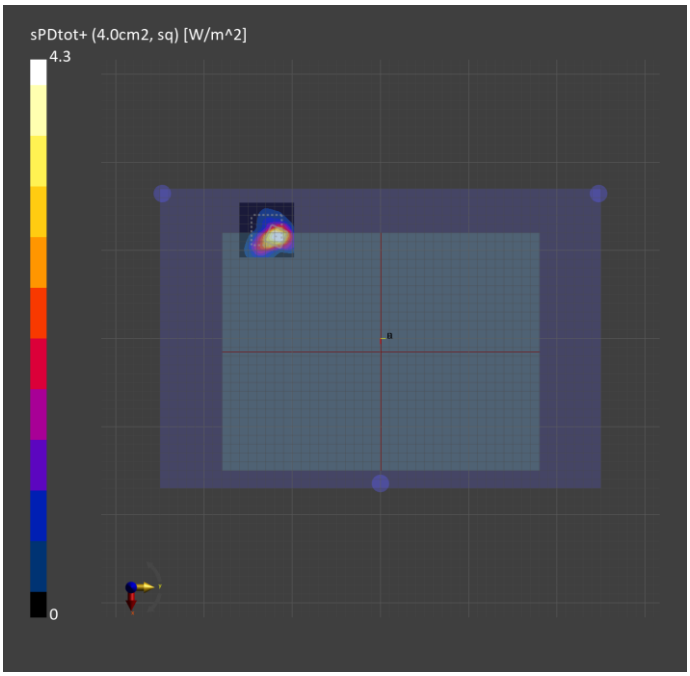

19_WLAN 6 GHz_802.11ax HE160_Ch143_Bottom of laptop_0mm_ANT Aux

Device under Test Properties

Model:H7604J

Exposure Conditions

Phantom Section	Position, Test Distance [mm]	Band	Group, UID	Frequency [MHz], Channel Number	Conversion Factor
5G Air	Bottom of laptop, 2.00	U-NII-7	WLAN, 10755-AAC	6665.0, 143	1.0

Hardware Setup

Phantom	Medium	Probe, Calibration Date	DAE, Calibration Date
mmWave- 5G Phantom	Air	EUmmWV4 - SN9639_F1-55GHz, 2022-08-24	DAE4 Sn541, 2022-03-23

Scan Setup

	5G Scan
Grid Extents [mm]	60.0 x 60.0
Grid Steps [lambda]	0.05 x 0.05
Sensor Surface [mm]	2.0
MAIA	N/A

Measurement Results

	5G Scan
Date	2022-12-09
Avg. Area [cm²]	4.00
psPDn+ [W/m²]	1.86
psPDtot+ [W/m²]	3.72
psPDmod+ [W/m²]	7.13
E_{max} [V/m]	59.5
H_{max} [A/m]	0.644
Power Drift [dB]	0.06

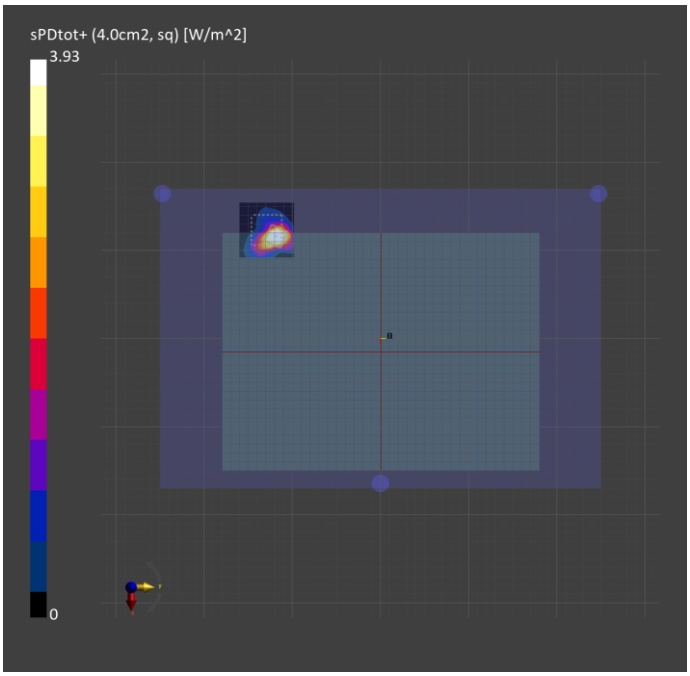

20_WLAN 6 GHz_802.11ax HE160_Ch207_Bottom of laptop_0mm_ANT Aux

Device under Test Properties

Model:H7604J

Exposure Conditions

Phantom Section	Position, Test Distance [mm]	Band	Group, UID	Frequency [MHz], Channel Number	Conversion Factor
5G Air	Bottom of laptop, 2.00	U-NII-8	WLAN, 10755-AAC	6985.0, 207	1.0

Hardware Setup

Phantom	Medium	Probe, Calibration Date	DAE, Calibration Date
mmWave- 5G Phantom	Air	EUmmWV4 - SN9639_F1-55GHz, 2022-08-24	DAE4 Sn541, 2022-03-23

Scan Setup

	5G Scan
Grid Extents [mm]	60.0 x 60.0
Grid Steps [lambda]	0.05 x 0.05
Sensor Surface [mm]	2.0
MAIA	N/A

Measurement Results

	5G Scan
Date	2022-12-09
Avg. Area [cm²]	4.00
psPDn+ [W/m²]	0.86
psPDtot+ [W/m²]	1.99
psPDmod+ [W/m²]	5.24
E_{max} [V/m]	28.5
H_{max} [A/m]	0.253
Power Drift [dB]	-0.13

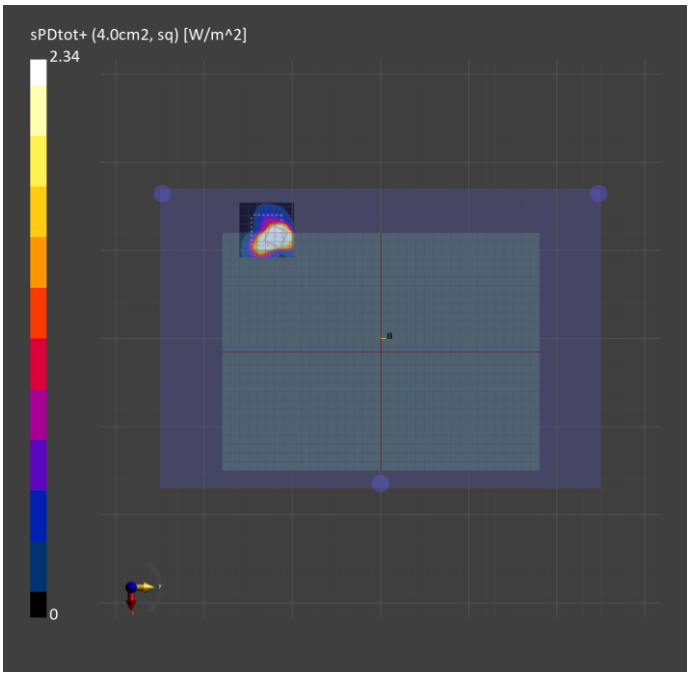

22_WLAN 6 GHz_802.11ax HE160_Ch15_Bottom of laptop_0mm_ANT MIMO

Device under Test Properties

Model:H7604J

Exposure Conditions

Phantom Section	Position, Test Distance [mm]	Band	Group, UID	Frequency [MHz], Channel Number	Conversion Factor
5G Air	Bottom of laptop, 2.00	U-NII-5	WLAN, 10755-AAC	6025.0, 15	1.0

Hardware Setup

Phantom	Medium	Probe, Calibration Date	DAE, Calibration Date
mmWave- 5G Phantom	Air	EUmmWV4 - SN9639_F1-55GHz, 2022-08-24	DAE4 Sn541, 2022-03-23

Scan Setup

	5G Scan
Grid Extents [mm]	60.0 x 60.0
Grid Steps [lambda]	0.05 x 0.05
Sensor Surface [mm]	2.0
MAIA	N/A

Measurement Results

	5G Scan
Date	2022-12-09
Avg. Area [cm²]	4.00
psPDn+ [W/m²]	1.49
psPDtot+ [W/m²]	3.22
psPDmod+ [W/m²]	5.92
E_{max} [V/m]	50.9
H_{max} [A/m]	0.423
Power Drift [dB]	-0.06

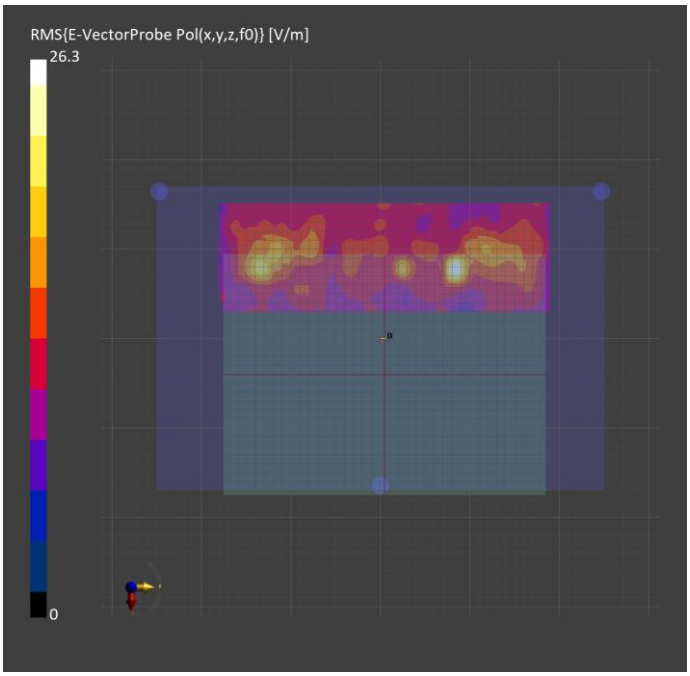

23_WLAN 6 GHz_802.11ax HE160_Ch79_Bottom of laptop_0mm_ANT MIMO

Device under Test Properties

Model:H7604J

Exposure Conditions

Phantom Section	Position, Test Distance [mm]	Band	Group, UID	Frequency [MHz], Channel Number	Conversion Factor
5G Air	Bottom of laptop, 2.00	U-NII-5	WLAN, 10755-AAC	6345.0, 79	1.0

Hardware Setup

Phantom	Medium	Probe, Calibration Date	DAE, Calibration Date
mmWave- 5G Phantom	Air	EUmmWV4 - SN9639_F1-55GHz, 2022-08-24	DAE4 Sn541, 2022-03-23

Scan Setup

	5G Scan
Grid Extents [mm]	60.0 x 60.0
Grid Steps [lambda]	0.05 x 0.05
Sensor Surface [mm]	2.0
MAIA	N/A

Measurement Results

	5G Scan
Date	2022-12-09
Avg. Area [cm²]	4.00
psPDn+ [W/m²]	1.22
psPDtot+ [W/m²]	2.89
psPDmod+ [W/m²]	4.52
E_{max} [V/m]	44.6
H_{max} [A/m]	0.345
Power Drift [dB]	-0.08

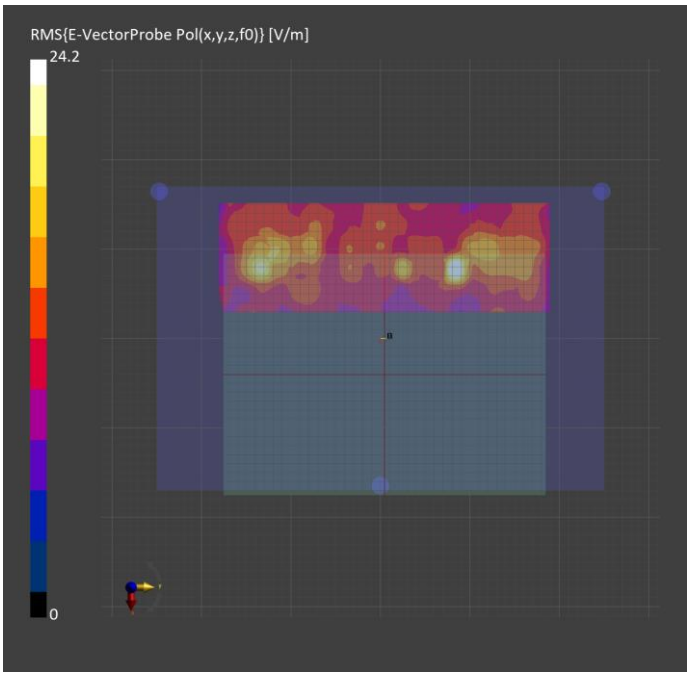

24_WLAN 6 GHz_802.11ax HE160_Ch111_Bottom of laptop_0mm_ANT MIMO

Device under Test Properties

Model:H7604J

Exposure Conditions

Phantom Section	Position, Test Distance [mm]	Band	Group, UID	Frequency [MHz], Channel Number	Conversion Factor
5G Air	Bottom of laptop, 2.00	U-NII-6	WLAN, 10755-AAC	6505.0, 111	1.0

Hardware Setup

Phantom	Medium	Probe, Calibration Date	DAE, Calibration Date
mmWave- 5G Phantom	Air	EUmmWV4 - SN9639_F1-55GHz, 2022-08-24	DAE4 Sn541, 2022-03-23

Scan Setup

	5G Scan
Grid Extents [mm]	60.0 x 60.0
Grid Steps [lambda]	0.05 x 0.05
Sensor Surface [mm]	2.0
MAIA	N/A

Measurement Results

	5G Scan
Date	2022-12-09
Avg. Area [cm²]	4.00
psPDn+ [W/m²]	1.31
psPDtot+ [W/m²]	2.91
psPDmod+ [W/m²]	4.42
E_{max} [V/m]	46.2
H_{max} [A/m]	0.366
Power Drift [dB]	0.12

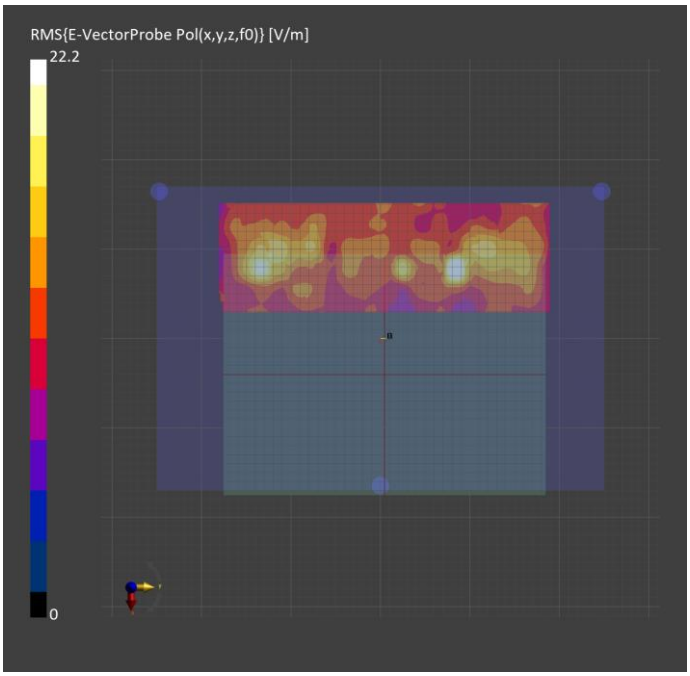

25_WLAN 6 GHz_802.11ax HE160_Ch143_Bottom of laptop_0mm_ANT MIMO

Device under Test Properties

Model:H7604J

Exposure Conditions

Phantom Section	Position, Test Distance [mm]	Band	Group, UID	Frequency [MHz], Channel Number	Conversion Factor
5G Air	Bottom of laptop, 2.00	U-NII-7	WLAN, 10755-AAC	6665.0, 143	1.0

Hardware Setup

Phantom	Medium	Probe, Calibration Date	DAE, Calibration Date
mmWave- 5G Phantom	Air	EUmmWV4 - SN9639_F1-55GHz, 2022-08-24	DAE4 Sn541, 2022-03-23

Scan Setup

	5G Scan
Grid Extents [mm]	60.0 x 60.0
Grid Steps [lambda]	0.05 x 0.05
Sensor Surface [mm]	2.0
MAIA	N/A

Measurement Results

	5G Scan
Date	2022-12-09
Avg. Area [cm²]	4.00
psPDn+ [W/m²]	1.19
psPDtot+ [W/m²]	2.65
psPDmod+ [W/m²]	4.03
E_{max} [V/m]	38.5
H_{max} [A/m]	0.298
Power Drift [dB]	0.06

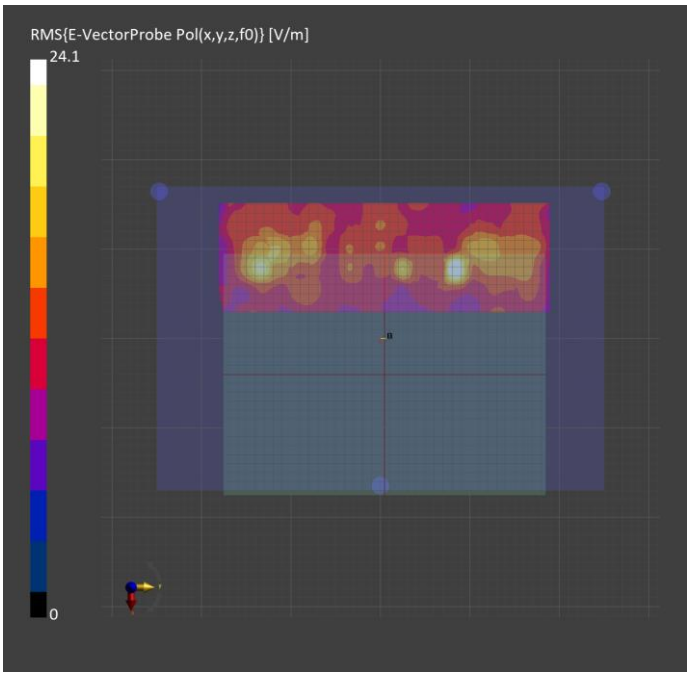

26_WLAN 6 GHz_802.11ax HE160_Ch207_Bottom of laptop_0mm_ANT MIMO

Device under Test Properties

Model:H7604J

Exposure Conditions

Phantom Section	Position, Test Distance [mm]	Band	Group, UID	Frequency [MHz], Channel Number	Conversion Factor
5G Air	Bottom of laptop, 2.00	U-NII-8	WLAN, 10755-AAC	6985.0, 207	1.0

Hardware Setup

Phantom	Medium	Probe, Calibration Date	DAE, Calibration Date
mmWave- 5G Phantom	Air	EUmmWV4 - SN9639_F1-55GHz, 2022-08-24	DAE4 Sn541, 2022-03-23

Scan Setup

	5G Scan
Grid Extents [mm]	60.0 x 60.0
Grid Steps [lambda]	0.05 x 0.05
Sensor Surface [mm]	2.0
MAIA	N/A

Measurement Results
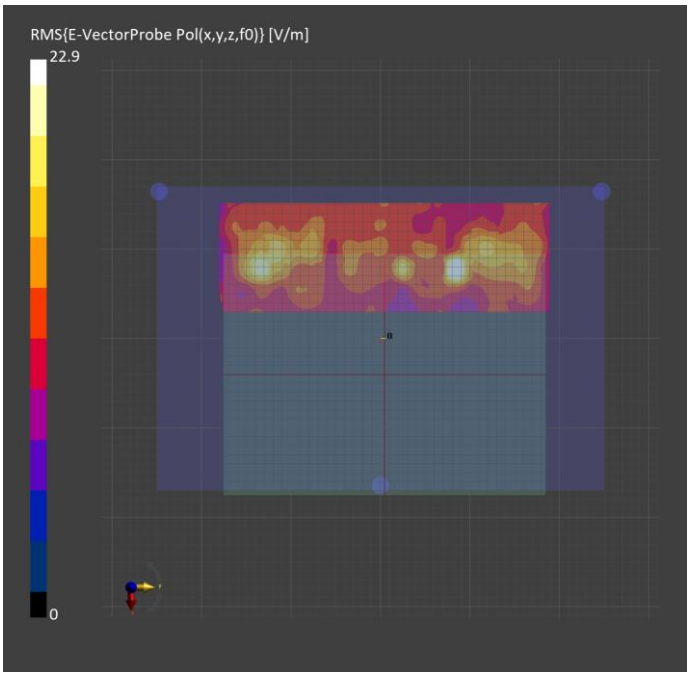
	5G Scan
Date	2022-12-09
Avg. Area [cm²]	4.00
psPDn+ [W/m²]	1.32
psPDtot+ [W/m²]	3.12
psPDmod+ [W/m²]	5.11
E_{max} [V/m]	48.8
H_{max} [A/m]	0.384
Power Drift [dB]	0.09