FCC RADIO TEST REPORT

FCC ID	:	MSQI001D
Equipment	:	ASUS Phone(Mobile Phone)
Brand Name	:	ASUS
Model Name	:	ASUS_I001D ASUS_I001DC
Applicant	:	ASUSTeK COMPUTER INC. 4F, No. 150, LI-TE RD., PEITOU, TAIPEI, TAIWAN
Manufacturer	:	Guangdong Enok Communication Co., Ltd. No. 137, 139, Lixiang Road., Songmushan Village, Dalang Town, Dongguan City, Guangdong Province, China
Standard	:	FCC Part 15 Subpart E §15.407

The product was received on Mar. 13, 2019 and testing was started from May 14, 2019 and completed on Jun. 27, 2019. We, SPORTON INTERNATIONAL INC., EMC & Wireless Communications Laboratory, would like to declare that the tested sample has been evaluated in accordance with the test procedures and has been in compliance with the applicable technical standards.

The report must not be used by the client to claim product certification, approval, or endorsement by TAF or any agency of government.

The test results in this report apply exclusively to the tested model / sample. Without written approval of SPORTON INTERNATIONAL INC. EMC & Wireless Communications Laboratory, the test report shall not be reproduced except in full.

Jones Tsai

Approved by: Jones Tsai

SPORTON INTERNATIONAL INC. EMC & Wireless Communications Laboratory
No. 52, Huaya 1st Rd., Guishan Dist., Taoyuan City, Taiwan (R.O.C.)

Table of Contents

History of this test report **3**
Summary of Test Result **4**
1 General Description **5**
1.1 Product Feature of Equipment Under Test 5
1.2 Modification of EUT 5
1.3 Testing Location 6
1.4 Applicable Standards 6
2 Test Configuration of Equipment Under Test **7**
2.1 Carrier Frequency and Channel 7
2.2 Test Mode 8
2.3 Connection Diagram of Test System 10
2.4 Support Unit used in test configuration and system 10
2.5 EUT Operation Test Setup 11
2.6 Measurement Results Explanation Example 11
3 Test Result **12**
3.1 26dB & 99% Occupied Bandwidth Measurement 12
3.2 Maximum Conducted Output Power Measurement 14
3.3 Power Spectral Density Measurement 16
3.4 Unwanted Emissions Measurement 18
3.5 AC Conducted Emission Measurement 23
3.6 Automatically Discontinue Transmission 25
3.7 Antenna Requirements 26
4 List of Measuring Equipment **28**
5 Uncertainty of Evaluation **29**
Appendix A. Conducted Test Results
Appendix B. AC Conducted Emission Test Result
Appendix C. Radiated Spurious Emission
Appendix D. Radiated Spurious Emission Plots
Appendix E. Duty Cycle Plots
Appendix F. Setup Photographs

History of this test report

Report No.	Version	Description	Issued Date
FR931316E	01	Initial issue of report	Jul. 08, 2019

Summary of Test Result

Report Clause	Ref Std. Clause	Test Items	Result (PASS/FAIL)	Remark
3.1	15.403(i)	26dB Bandwidth	Pass	-
3.1	2.1049	99% Occupied Bandwidth	Reporting only	-
3.2	15.407(a)	Maximum Conducted Output Power	Pass	-
3.3	15.407(a)	Power Spectral Density	Pass	-
3.4	15.407(b)	Unwanted Emissions	Pass	Under limit 2.01 dB at 5140.660 MHz
3.5	15.207	AC Conducted Emission	Pass	Under limit 7.91 dB at 13.560 MHz
3.6	15.407(c)	Automatically Discontinue Transmission	Pass	-
3.7	15.203 15.407(a)	Antenna Requirement	Pass	-

Declaration of Conformity:
The test results with all measurement uncertainty excluded are presented in accordance with the regulation limits or requirements declared by manufacturers.
Comments and Explanations:
The declared of product specification for EUT presented in the report are provided by the manufacturer, and the manufacturer takes all the responsibilities for the accuracy of product specification.

Reviewed by: Wii Chang

Report Producer: Aileen Huang

1 General Description

1.1 Product Feature of Equipment Under Test

GSM/CDMA/WCDMA/LTE, Bluetooth, Wi-Fi 2.4GHz 802.11b/g/n/ac, Wi-Fi 5GHz 802.11a/n/ac, FM Receiver, NFC, and GNSS.

Product Specification subjective to this standard	
Antenna Type	WWAN: PIFA Antenna WLAN **<Ant. 0>:** PIFA Antenna **<Ant. 1>:** PIFA Antenna **<Ant. 2>:** PIFA Antenna **<Ant. 3>:** PIFA Antenna Bluetooth: PIFA Antenna GPS / Glonass / BDS / Galileo: PIFA Antenna NFC: Loop Antenna FM: Using Earphone as Antenna

<Sample Information>

Sample	Sample 1	Sample 2	Sample 3	Sample 4	Sample 5
Confi	8G/256GB	12G/512GB	12G/512GB	12G/128GB	12G/256GB
LCD+ Touch module	TIANMA/TA066VVHM01-00 ON CELL	TIANMA/TA066VVHM01-00 ON CELL	TIANMA/TA066VVHM01-00 ON CELL	TIANMA/TA066VVHM01-00 ON CELL	TM/TA066VVHM01-00 2.0 ON CELL
Front Camera 24M	AZUREWAVE/AM-9BF8N01-A	SUNWIN/SWCG572Y0DAB-VA	AZUREWAVE/AM-9BF8N01-A	SUNWIN/SWCG572Y0DAB-VA	SUNWIN/SWCG572Y0DAB-VA
Rear Camera 48M	OFILM/OSS1588	LUXVISIONS/9BAL02P3	OFILM/OSS1588	PRIMAX/50-704J1ASC8	LUXVISIONS/9BAL02P3
Finger print	ACE TW/9105-260002101	ACE TW/9105-260002101	ACE TW/9105-260002101	ACE TW/9105-260002101	ACE TW/9105-260002101
BATT	SCUD/C11P1901	SCUD/C11P1901	SCUD/C11P1901	SCUD/C11P1901	SCUD/C11P1901
CPU	QUALCOMM 893MPSP/SM-8150-1-893BMPSP-TR-03-0-AB	QUALCOMM 893MPSP/SM-8150-1-893BMPSP-TR-03-0-AB	QUALCOMM 893MPSP/SM-8150-1-893BMPSP-TR-03-0-AB	QUALCOMM 893MPSP/SM-8150-1-MPSP893-TR-03-0-AC	QUALCOMM 893MPSP/SM-8150-5-MPSP893-TR-03-0-AC
DDR	SAMSUNG/K3UH7H70AM-AGCL	SAMSUNG/K3UHAHA0AM-AGCL	SAMSUNG/K3UHAHA0AM-AGCL	SAMSUNG/K3UHAHA0AM-AGCL	SAMSUNG/K3UHAHA0AM-AGCL
UFS	Samsung/KLUEG8U1EA-B0C1	Samsung/KLUFG8R1EM-B0C1	Samsung/KLUFG8R1EM-B0C1	SAMSUNG KLUDG4UHDB-B2D1	HYNIX/H28S9O302BMR

1.2 Modification of EUT

No modifications are made to the EUT during all test items.

1.3 Testing Location

Test Site	SPORTON INTERNATIONAL INC. EMC & Wireless Communications Laboratory	
Test Site Location	No.52, Huaya 1st Rd., Guishan Dist., Taoyuan City, Taiwan (R.O.C.) TEL: +886-3-327-3456 FAX: +886-3-328-4978	
Test Site No.	**Sporton Site No.**	
	TH05-HY	CO05-HY

Note: The test site complies with ANSI C63.4 2014 requirement.

Test Site	SPORTON INTERNATIONAL INC. EMC & Wireless Communications Laboratory
Test Site Location	No.58, Aly. 75, Ln. 564, Wenhua 3rd, Rd., Guishan Dist., Taoyuan City, Taiwan (R.O.C.) TEL: +886-3-327-0868 FAX: +886-3-327-0855
Test Site No.	**Sporton Site No.**
	03CH16-HY

Note: The test site complies with ANSI C63.4 2014 requirement.

FCC designation No.: TW1190 and TW0007

1.4 Applicable Standards

According to the specifications of the manufacturer, the EUT must comply with the requirements of the following standards:

- FCC Part 15 Subpart E
- FCC KDB 789033 D02 General UNII Test Procedures New Rules v02r01.
- FCC KDB 414788 D01 Radiated Test Site v01r01.
- FCC KDB 662911 D01 Multiple Transmitter Output v02r01.
- ANSI C63.10-2013

Remark:

1. All test items were verified and recorded according to the standards and without any deviation during the test.
2. This EUT has also been tested and complied with the requirements of FCC Part 15, Subpart B, recorded in a separate test report.

2 Test Configuration of Equipment Under Test

a. The EUT has been associated with peripherals and configuration operated in a manner tended to maximize its emission characteristics in a typical application. Frequency range investigated: conduction emission (150 kHz to 30 MHz), radiation emission (9 kHz to the 10th harmonic of the highest fundamental frequency or to 40 GHz, whichever is lower). For radiated measurement, pre-scanned in three orthogonal panels, X, Y, Z. The worst cases (Calling Mode: Y plane with bottom port for Ant. 3, Z plane with bottom port for Ant. 0 and MIMO Ant. 0+3; Camera Mode: X plane with bottom port for Ant. 2, Y plane with bottom port for Ant. 3 and MIMO Ant. 3+2; Gaming Mode: Z plane with bottom port for Ant. 1, Z plane with side port for MIMO Ant. 0+1) were recorded in this report.

b. AC power line Conducted Emission was tested under maximum output power.

2.1 Carrier Frequency and Channel

Frequency Band	Channel	Freq. (MHz)	Channel	Freq. (MHz)
5150-5250 MHz Band 1 (U-NII-1)	36	5180	44	5220
	38*	5190	46*	5230
	40	5200	48	5240
	42#	5210		

Frequency Band	Channel	Freq. (MHz)	Channel	Freq. (MHz)
5250-5350 MHz Band 2 (U-NII-2A)	52	5260	60	5300
	54*	5270	62*	5310
	56	5280	64	5320
	58#	5290		

Frequency Band	Channel	Freq. (MHz)	Channel	Freq. (MHz)
5470-5725 MHz Band 3 (U-NII-2C)	100	5500	112	5560
	102*	5510	116	5580
	104	5520	132	5660
	106#	5530	134*	5670
	108	5540	136	5680
	110*	5550	140	5700

Note:

1. The above Frequency and Channel in "*" were 802.11n HT40 and 802.11ac VHT40.
2. The above Frequency and Channel in "#" were 802.11ac VHT80.

2.2 Test Mode

Final test modes are considering the modulation and worse data rates as below table.

Single Mode

Modulation	Data Rate
802.11a	6 Mbps
802.11n HT20	MCS0
802.11n HT40	MCS0
802.11ac VHT20 (Covered by HT20)	MCS0
802.11ac VHT40 (Covered by HT40)	MCS0
802.11ac VHT80	MCS0

MIMO Mode

Modulation	Data Rate
802.11a	6 Mbps
802.11n HT20	MCS0
802.11n HT40	MCS0
802.11ac VHT20 (Covered by HT20)	MCS0
802.11ac VHT40 (Covered by HT40)	MCS0
802.11ac VHT80	MCS0

Test Cases	
AC Conducted Emission	Mode 1 : GSM 850 Idle + Bluetooth Link + WLAN (5GHz) Link + X mode + Aura sync + NFC On + MPEG4 (Color Bar) + Earphone 3 + Inbox 1 (Charging from Adapter via USB Cable) + Fan on (Max.) + SIM 1 for Sample 3
Remark: For Radiated Test Cases, the tests were performed with Earphone 1 and Sample 3	

Ch. #		Band I：5150-5250 MHz	Band II：5250-5350 MHz	Band III：5470-5725MHz
		802.11a	802.11a	802.11a
L	Low	36	52	100
M	Middle	44	60	116
H	High	48	64	140

Ch. #		Band I：5150-5250 MHz	Band II：5250-5350 MHz	Band III：5470-5725MHz
		802.11n HT20	802.11n HT20	802.11n HT20
L	Low	36	52	100
M	Middle	44	60	116
H	High	48	64	140

Ch. #		Band I：5150-5250 MHz	Band II：5250-5350 MHz	Band III：5470-5725MHz
		802.11n HT40	802.11n HT40	802.11n HT40
L	Low	38	54	102
M	Middle	-	-	110
H	High	46	62	134

Ch. #		Band I：5150-5250 MHz	Band II：5250-5350 MHz	Band III：5470-5725MHz
		802.11ac VHT80	802.11ac VHT80	802.11ac VHT80
L	Low	-	-	106
M	Middle	42	58	-
H	High	-	-	-

2.3 Connection Diagram of Test System

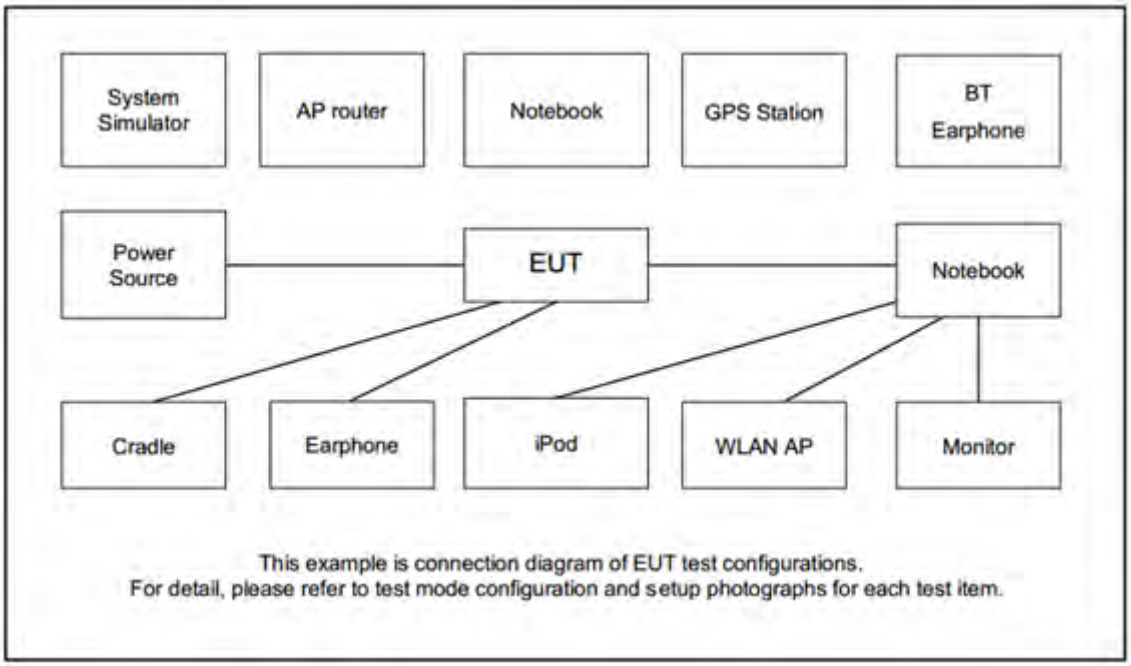

2.4 Support Unit used in test configuration and system

Item	Equipment	Trade Name	Model Name	FCC ID	Data Cable	Power Cord
1.	System Simulator	Anritsu	MT8820C	N/A	N/A	Unshielded, 1.8 m
2.	Bluetooth Earphone	Sony Ericsson	MW600	PY700A2029	N/A	N/A
3.	WLAN AP	ASUS	RT-AC66U	MSQ-RTAC66U	ASUS	Unshielded, 1.8 m
4.	Notebook	DELL	Latitude E6320	FCC DoC	N/A	AC I/P: Unshielded, 1.2 m DC O/P: Shielded, 1.8 m
5.	SD Card	SanDisk	MicroSD HC	FCC DoC	N/A	N/A
6.	Earphone 3	ASUS	EA010	FCC DoC	Unshielded, 1.2 m	N/A

2.5 EUT Operation Test Setup

The RF test items, utility "QRCT Version3.0.271.0" was installed in Notebook which was programmed in order to make the EUT get into the engineering modes to provide channel selection, power level, data rate and the application type and for continuous transmitting signals.

2.6 Measurement Results Explanation Example

For all conducted test items:

The offset level is set in the spectrum analyzer to compensate the RF cable loss and attenuator factor between EUT conducted output port and spectrum analyzer. With the offset compensation, the spectrum analyzer reading level is exactly the EUT RF output level.

Example :

The spectrum analyzer offset is derived from RF cable loss and attenuator factor.

Offset = RF cable loss + attenuator factor.

Following shows an offset computation example with cable loss 4.2 dB and 10dB attenuator.

Offset(dB) = RF cable loss(dB) + attenuator factor(dB).

= 4.2 + 10 = 14.2 (dB)

3 Test Result

3.1 26dB & 99% Occupied Bandwidth Measurement

3.1.1 Description of 26dB & 99% Occupied Bandwidth

This section is for reporting purpose only.

There is no restriction limits for bandwidth.

3.1.2 Measuring Instruments

See list of measuring equipment of this test report.

3.1.3 Test Procedures

1. The testing follows FCC KDB 789033 D02 General UNII Test Procedures New Rules v02r01. Section C) Emission bandwidth
2. Set RBW = approximately 1% of the emission bandwidth.
3. Set the VBW > RBW.
4. Detector = Peak.
5. Trace mode = max hold
6. Measure the maximum width of the emission that is 26 dB down from the peak of the emission. Compare this with the RBW setting of the analyzer. Readjust RBW and repeat measurement as needed until the RBW/EBW ratio is approximately 1%.
7. For 99% Bandwidth Measurement, the spectrum analyzer's resolution bandwidth (RBW) is set 1-5% of the emission bandwidth and set the Video bandwidth (VBW) ≥ 3 * RBW.
8. Measure and record the results in the test report.

3.1.4 Test Setup

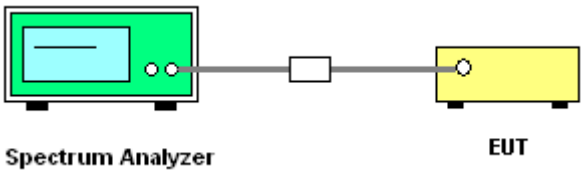

3.1.5 Test Result of 26dB & 99% Occupied Bandwidth

Please refer to Appendix A.

Maximum 26dB Bandwidth

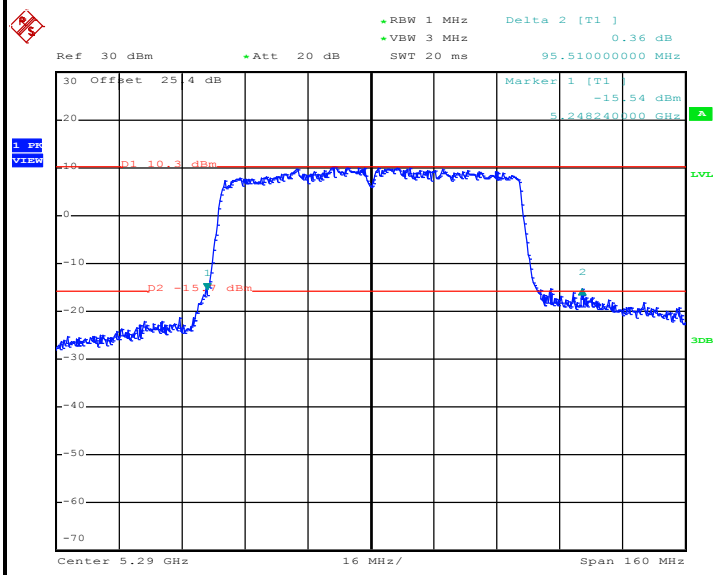

Date: 22.MAY.2019 16:22:51

Maximum 99% Occupied Bandwidth

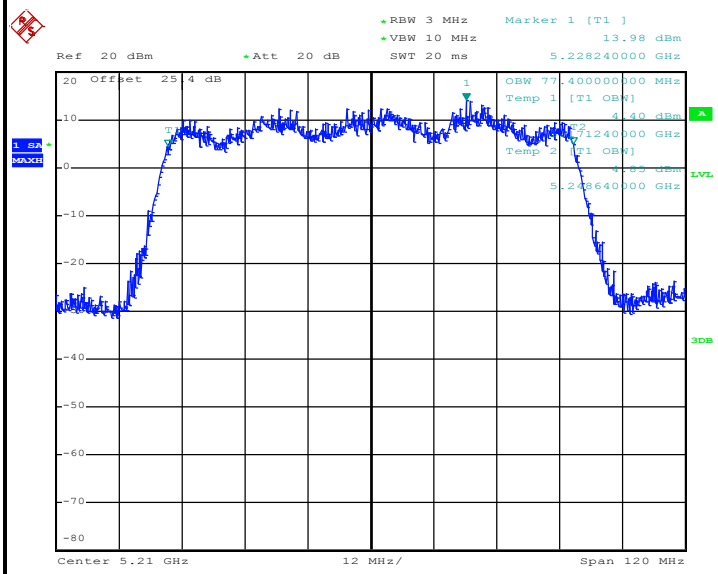

Date: 22.MAY.2019 17:15:01

Note: The occupied channel bandwidth is maintained within the band of operation for all of the modulations.

3.2 Maximum Conducted Output Power Measurement

3.2.1 Limit of Maximum Conducted Output Power

<FCC 14-30 CFR 15.407>

For the 5.15–5.25 GHz bands:

- For mobile and portable client devices in the 5.15–5.25 GHz band, the maximum conducted output power over the frequency band of operation shall not exceed 250 mW. For an indoor access point operating in the band 5.15-5.25 GHz, the maximum conducted output power over the frequency band of operation shall not exceed 1 W.

For the 5.25–5.725 GHz bands:

- The maximum conducted output power over the frequency bands of operation shall not exceed the lesser of 250 mW or 11 dBm 10 log B, where B is the 26 dB emission bandwidth in megahertz.

If transmitting antennas of directional gain greater than 6 dBi are used, the peak output power shall be reduced by the amount in dB that the directional gain of the antenna exceeds 6 dBi.

Note that U-NII-2 band, devices with a maximum e.i.r.p. greater than 500 mW shall implement TPC in order to have the capability to operate at least 6 dB below the maximum permitted e.i.r.p. of 1 W.

3.2.2 Measuring Instruments

See list of measuring equipment of this test report.

3.2.3 Test Procedures

The testing follows Method PM-G of FCC KDB 789033 D02 General UNII Test Procedures New Rules v02r01.

Method PM-G (Measurement using an RF average power meter):

1. Measurement is performed using a wideband RF power meter.
2. The EUT is configured to transmit at its maximum power control level.
3. Measure the average power of the transmitter
4. Since the measurement is made only during the ON time of the transmitter, no duty cycle correction factor is required.

3.2.4 Test Setup

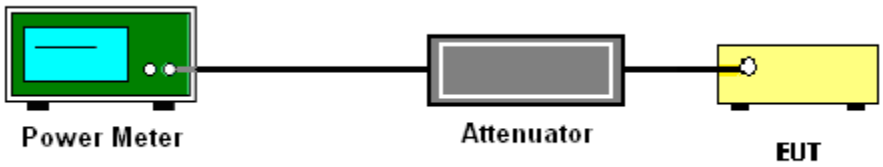

3.2.5 Test Result of Maximum Conducted Output Power

Please refer to Appendix A.

3.3 Power Spectral Density Measurement

3.3.1 Limit of Power Spectral Density

<FCC 14-30 CFR 15.407>

For the 5.15–5.25 GHz bands:

For mobile and portable client devices in the 5.15–5.25 GHz band, the maximum power spectral density shall not exceed 11 dBm in any 1.0 MHz band. For an indoor access point operating in the band 5.15-5.25 GHz, the maximum power spectral density shall not exceed 17 dBm in any 1.0 MHz band.

For the 5.25–5.725 GHz bands:

The maximum power spectral density shall not exceed 11 dBm in any 1.0 MHz band.

If transmitting antennas of directional gain greater than 6 dBi are used, the peak output power shall be reduced by the amount in dB that the directional gain of the antenna exceeds 6 dBi.

3.3.2 Measuring Instruments

See list of measuring equipment of this test report.

3.3.3 Test Procedures

The testing follows FCC KDB 789033 D02 General UNII Test Procedures New Rules v02r01.

Section F) Maximum power spectral density.

 # Method SA-2 #

(trace averaging across on and off times of the EUT transmissions, followed by duty cycle correction).

- Measure the duty cycle.
- Set span to encompass the entire emission bandwidth (EBW) of the signal.
- Set RBW = 1 MHz.
- Set VBW ≥ 3 MHz.
- Number of points in sweep ≥ 2 Span / RBW.
- Sweep time = auto.
- Detector = RMS
- Trace average at least 100 traces in power averaging mode.
- Add 10 log(1/x), where x is the duty cycle, to the measured power in order to compute the average power during the actual transmission times. For example, add 10 log(1/0.25) = 6 dB if the duty cycle is 25 percent.

1. The RF output of EUT was connected to the spectrum analyzer by a low loss cable.
2. Each plot has already offset with cable loss, and attenuator loss. Measure the PPSD and record it.
3. For MIMO mode, calculation method follows FCC KDB 662911 D01 Multiple Transmitter Output v02r01.

   Method (a): Measure and sum the spectra across the outputs.

   The total final Power Spectral Density is from a device with 2 transmitter outputs. The spectrum measurements of the individual outputs are all performed with the same span and number of points; the spectrum value in the first spectral bin of output 1 is summed with that in the first spectral bin of output 2 to obtain the value for the first frequency bin of the summed spectrum.

3.3.4 Test Setup

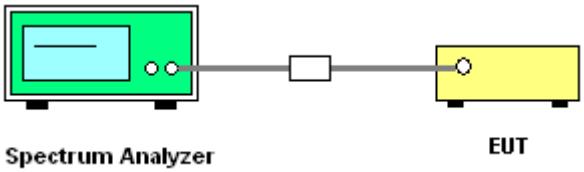

3.3.5 Test Result of Power Spectral Density

Please refer to Appendix A.

Worst Case Power Density (dBm/MHz)

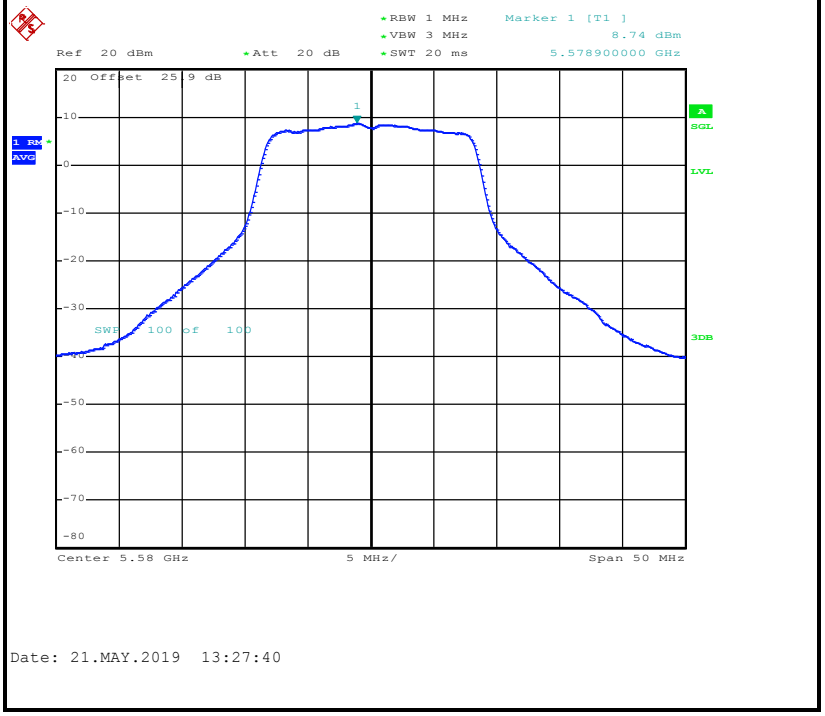

Note: Average Power Density (dB) = Measured value+ Duty Factor

3.4 Unwanted Emissions Measurement

This section is to measure unwanted emissions through radiated measurement for band edge spurious emissions and out of band emissions measurement.

3.4.1 Limit of Unwanted Emissions

(1) For transmitters operating in the 5150-5250 MHz band: all emissions outside of the 5150-5350 MHz band shall not exceed an EIRP of –27dBm/MHz.

For transmitters operating in the 5250-5350 MHz band: all emissions outside of the 5150-5350 MHz band shall not exceed an EIRP of -27 dBm/MHz. Devices operating in the 5250-5350 MHz band that generate emissions in the 5150-5250 MHz band must meet all applicable technical requirements for operation in the 5150-5250 MHz band (including indoor use) or alternatively meet an out-of-band emission EIRP limit of -27 dBm/MHz in the 5150-5250 MHz band.

For transmitters operating in the 5470-5600 MHz and 5650-5725MHz band: all emissions outside of the 5470-5600 MHz and 5650-5725MHz band shall not exceed an EIRP of -27 dBm/MHz.

(2) Unwanted spurious emissions fallen in restricted bands shall comply with the general field strength limits as below table:

Frequency (MHz)	Field Strength (microvolts/meter)	Measurement Distance (meters)
0.009 – 0.490	2400/F(kHz)	300
0.490 – 1.705	24000/F(kHz)	30
1.705 – 30.0	30	30
30 – 88	100	3
88 – 216	150	3
216 - 960	200	3
Above 960	500	3

Note: The following formula is used to convert the EIRP to field strength.

$$E=\frac{1000000\sqrt{30P}}{3}$$ μV/m, where P is the eirp (Watts)

EIRP (dBm)	Field Strength at 3m (dBμV/m)
- 27	68.3

(3) KDB789033 D02 v02r01 G)2)c)

(i) Section 15.407(b)(1) to (b)(3) specify the unwanted emission limits for the U-NII-1 and U-NII-2 bands. As specified, emissions above 1000 MHz that are outside of the restricted bands are subject to a peak emission limit of -27 dBm/MHz.3

(ii) Section 15.407(b)(4) specifies the unwanted emission limit for the U-NII-3 band. A band emissions mask is specified in Section 15.407(b)(4)(i). The emission limits are in terms of a Peak detector. An alternative to the band emissions mask is specified in Section 15.407(b)(4)(ii). The alternative limits are based on the highest antenna gain specified in the filing. There are also marketing and importation restrictions for the devices using the alternative limit.[4]

Note 3: An out-of-band emission that complies with both the average and peak limits of Section 15.209 is not required to satisfy the -27 dBm/MHz peak emission limit.

Note 4: Only devices with antenna gains of 10 dBi or less may be approved using the emission limits specified in Section 15.247(d) till March 2, 2018; all other devices operating in this band must use the mask specified in Section 15.407(b)(4)(i).

3.4.2 Measuring Instruments

See list of measuring equipment of this test report.

3.4.3 Test Procedures

1. The testing follows FCC KDB 789033 D02 General UNII Test Procedures New Rules v02r01. Section G) Unwanted emissions measurement.

   (1) Procedure for Unwanted Emissions Measurements Below 1000MHz
   - RBW = 120 kHz
   - VBW = 300 kHz
   - Detector = Peak
   - Trace mode = max hold

   (2) Procedure for Peak Unwanted Emissions Measurements Above 1000 MHz
   - RBW = 1 MHz
   - VBW ≥ 3 MHz
   - Detector = Peak
   - Sweep time = auto
   - Trace mode = max hold

   (3) Procedures for Average Unwanted Emissions Measurements Above 1000MHz
   - RBW = 1 MHz
   - VBW = 10 Hz, when duty cycle is no less than 98 percent.
   - VBW ≥ 1/T, when duty cycle is less than 98 percent where T is the minimum transmission duration over which the transmitter is on and is transmitting at its maximum power control level for the tested mode of operation.
2. The EUT was placed on a turntable with 0.8 meter for frequency below 1GHz and 1.5 meter for frequency above 1GHz respectively above ground.
3. The EUT was set 3 meters from the interference receiving antenna which was mounted on the top of a variable height antenna tower.
4. The antenna is a broadband antenna and its height is adjusted between one meter and four meters above ground to find the maximum value of the field strength for both horizontal polarization and vertical polarization of the antenna.
5. For each suspected emission, the EUT was arranged to its worst case and then adjust the antenna tower (from 1 m to 4 m) and turntable (from 0 degree to 360 degrees) to find the maximum reading.
6. For testing below 1GHz, if the emission level of the EUT in peak mode was 3 dB lower than the limit specified, then peak values of EUT will be reported, otherwise, the emissions will be repeated one by one using the CISPR quasi-peak method and reported.
7. For testing above 1GHz, the emission level of the EUT in peak mode was 20dB lower than average limit (that means the emission level in average mode also complies with the limit in average mode), then peak values of EUT will be reported, otherwise, the emissions will be measured in average mode again and reported.

3.4.4 Test Setup

For radiated emissions below 30MHz

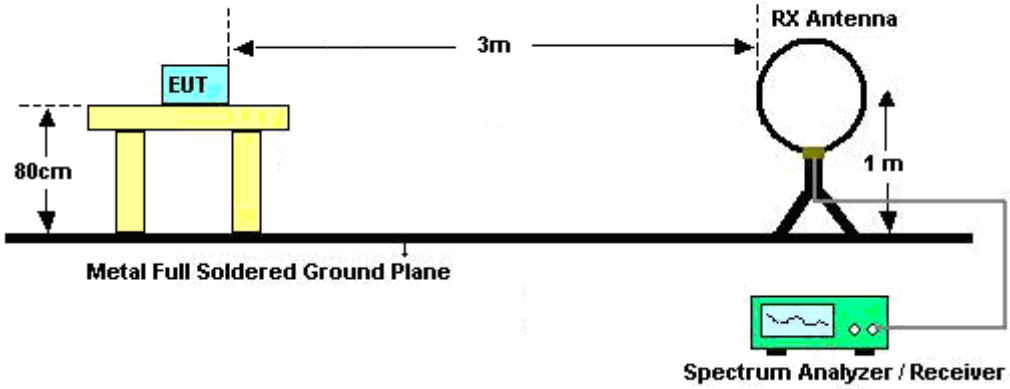

For radiated emissions from 30MHz to 1GHz

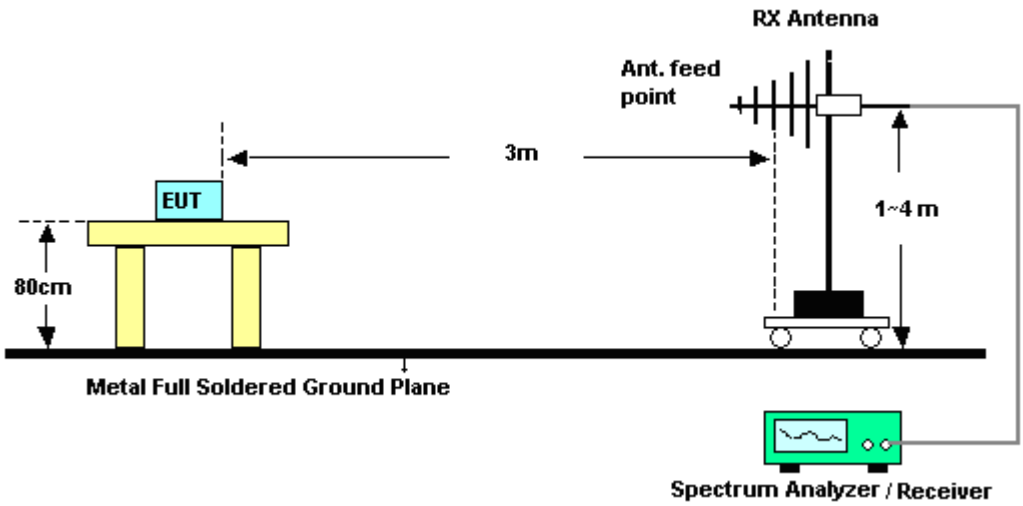

For radiated emissions above 1GHz

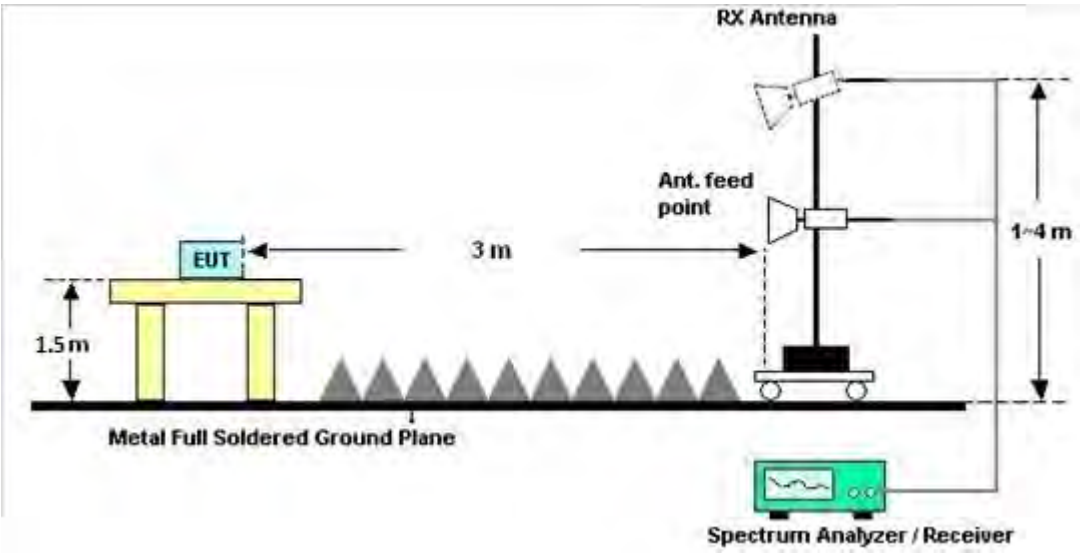

3.4.5 Test Results of Radiated Spurious Emissions (9 kHz ~ 30 MHz)

The low frequency, which started from 9 kHz to 30MHz, was pre-scanned and the result which was 20dB lower than the limit line was not reported.

There is a comparison data of both open-field test site and alternative test site - semi-Anechoic chamber according to 414788 D01 Radiated Test Site v01r01, and the result came out very similar.

3.4.6 Test Result of Radiated Spurious at Band Edges

Please refer to Appendix C and D.

3.4.7 Duty Cycle

Please refer to Appendix E.

3.4.8 Test Result of Radiated Spurious Emissions (30MHz ~ 10th Harmonic)

Please refer to Appendix C and D.

3.5 AC Conducted Emission Measurement

3.5.1 Limit of AC Conducted Emission

For equipment that is designed to be connected to the public utility (AC) power line, the radio frequency voltage that is conducted back onto the AC power line on any frequency or frequencies within the band 150 kHz to 30 MHz shall not exceed the limits in the following table.

Frequency of emission (MHz)	Conducted limit (dBμV)	
	Quasi-peak	Average
0.15-0.5	66 to 56*	56 to 46*
0.5-5	56	46
5-30	60	50

*Decreases with the logarithm of the frequency.

3.5.2 Measuring Instruments

See list of measuring equipment of this test report.

3.5.3 Test Procedures

1. The EUT was placed 0.4 meter from the conducting wall of the shielding room was kept at least 80 centimeters from any other grounded conducting surface.
2. Connect EUT to the power mains through a line impedance stabilization network (LISN).
3. All the support units are connecting to the other LISN.
4. The LISN provides 50 ohm coupling impedance for the measuring instrument.
5. The FCC states that a 50 ohm, 50 microhenry LISN should be used.
6. Both sides of AC line were checked for maximum conducted interference.
7. The frequency range from 150 kHz to 30 MHz was searched.
8. Set the test-receiver system to Peak Detect Function and specified bandwidth with Maximum Hold Mode.

3.5.4 Test Setup

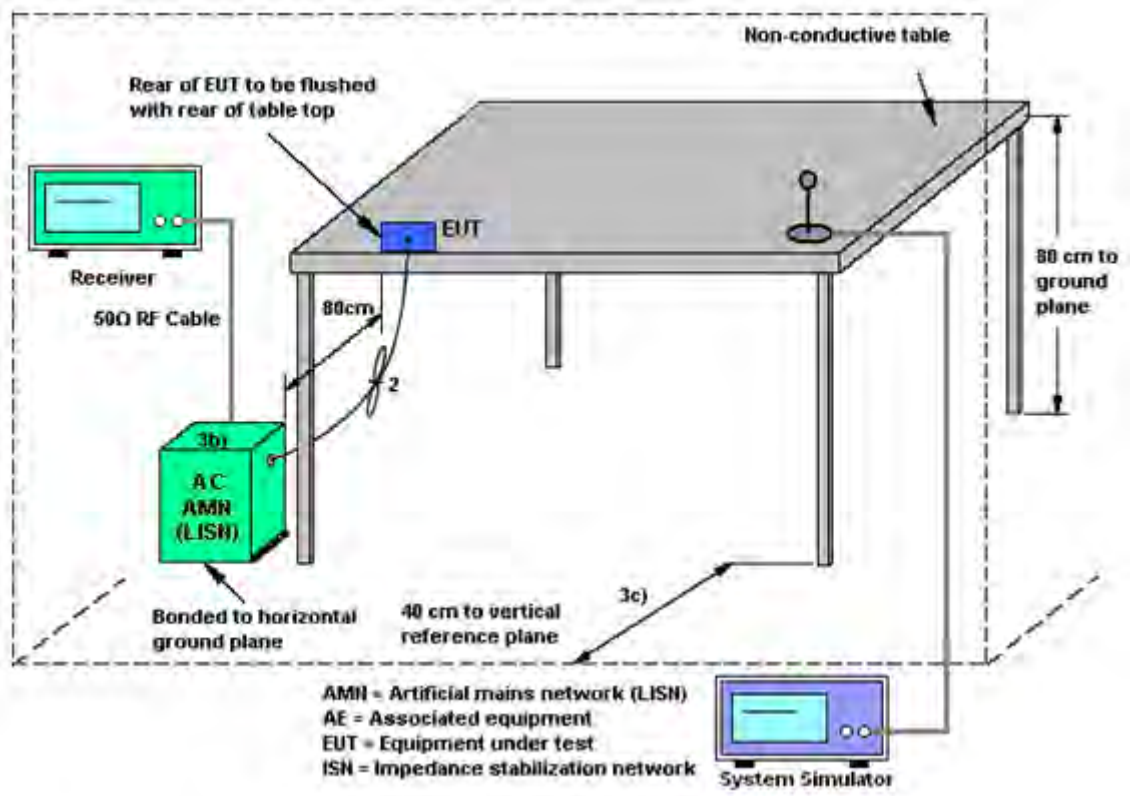

3.5.5 Test Result of AC Conducted Emission

Please refer to Appendix B.

3.6 Automatically Discontinue Transmission

3.6.1 Limit of Automatically Discontinue Transmission

The device shall automatically discontinue transmission in case of either absence of information to transmit or operational failure. These provisions are not intended to preclude the transmission of control or signaling information or the use of repetitive codes used by certain digital technologies to complete frame or burst intervals. Applicants shall include in their application for equipment authorization to describe how this requirement is met.

3.6.2 Measuring Instruments

See list of measuring equipment of this test report.

3.6.3 Test Result of Automatically Discontinue Transmission

While the EUT is not transmitting any information, the EUT can automatically discontinue transmission and become standby mode for power saving. The EUT can detect the controlling signal of ACK message transmitting from remote device and verify whether it shall resend or discontinue transmission.

3.7 Antenna Requirements

3.7.1 Standard Applicable

If transmitting antenna directional gain is greater than 6 dBi, both the peak transmit power and the peak power spectral density shall be reduced by the amount in dB that the directional gain of the antenna exceeds 6 dBi.

3.7.2 Antenna Anti-Replacement Construction

An embedded-in antenna design is used.

3.7.3 Antenna Gain

<CDD Modes >

FCC KDB 662911 D01 Multiple Transmitter Output v02r01

For CDD transmissions, directional gain is calculated as

Directional gain = GANT + Array Gain, where Array Gain is as follows.

For power spectral density (PSD) measurements on all devices,

Array Gain = 10 log(NANT/NSS=1) dB.

For power measurements on IEEE 802.11 devices,

Array Gain = 0 dB (i.e., no array gain) for NANT ≤ 4.

Directional gain may be calculated by using the formulas applicable to equal gain antennas with GANT set equal to the gain of the antenna having the highest gain;

The EUT supports CDD mode.

For power, the directional gain GANT is set equal to the antenna having the highest gain, i.e., F)2)f)i).

For PSD, the directional gain calculation is following F)2)f)ii) of KDB 662911 D01 v02r01.

The power and PSD limit should be modified if the directional gain of EUT is over 6 dBi,

The directional gain “DG” is calculated as following table.

CDD Mode	EUT Mode	Antenna Information				MMIO Gain		Max Value	
		Ant. 0 (dBi)	Ant. 1 (dBi)	Ant. 2 (dBi)	Ant. 3 (dBi)	DG for Power (dBi)	DG for PSD (dBi)	DG for Power (dBi)	DG for PSD (dBi)
Band I	Calling	0	-	-	3	3	4.64	3.00	4.64
	Camera	-	-	-1.5	3	3	4.05		
	Gaming	0	0.6	-	-	0.6	3.32		
	Normal	0	-	-1	-	0	2.52		
Band II	Calling	1	-	-	3	3	5.07	3.00	5.07
	Camera	-	-	-1	3	3	4.24		
	Gaming	1	1.7	-	-	1.7	4.37		
	Normal	1	-	-1	-	1	3.07		
Band III	Calling	2.1	-	-	0	2.1	4.12	2.10	4.72
	Camera	-	-	1.2	0	1.2	3.63		
	Gaming	2.1	1.3	-	-	2.1	4.72		
	Normal	2.1	-	1.2	-	2.1	4.67		

Remark: Use the max value composite gain in this report.

4 List of Measuring Equipment

Instrument	Manufacturer	Model No.	Serial No.	Characteristics	Calibration Date	Test Date	Due Date	Remark
Power Sensor	DARE	RPR3006W	13I00030SNO32	9kHz~6GHz	Dec. 03, 2018	May 14, 2019~ Jun. 15, 2019	Dec. 02, 2019	Conducted (TH05-HY)
Spectrum Analyzer	Rohde & Schwarz	FSP40	100057	9kHz-40GHz	Nov. 21, 2018	May 14, 2019~ Jun. 15, 2019	Nov. 20, 2019	Conducted (TH05-HY)
Switch Box & RF Cable	Burgeon	ETF-058	EC1208382	N/A	Mar. 27, 2019	May 14, 2019~ Jun. 15, 2019	Mar. 26, 2020	Conducted (TH05-HY)
AC Power Source	ChainTek	APC-1000W	N/A	N/A	N/A	Jun. 14, 2019	N/A	Conduction (CO05-HY)
EMI Test Receiver	Rohde & Schwarz	ESR3	102388	9kHz~3.6GHz	Nov. 12, 2018	Jun. 14, 2019	Nov. 11, 2019	Conduction (CO05-HY)
LISN	Rohde & Schwarz	ENV216	100080	9kHz~30MHz	Nov. 14, 2018	Jun. 14, 2019	Nov. 13, 2019	Conduction (CO05-HY)
LISN	Rohde & Schwarz	ENV216	100081	9kHz~30MHz	Nov. 09, 2018	Jun. 14, 2019	Nov. 08, 2019	Conduction (CO05-HY)
Software	Rohde & Schwarz	EMC32 V10.30	N/A	N/A	N/A	Jun. 14, 2019	N/A	Conduction (CO05-HY)
LF Cable	HUBER + SUHNER	RG-214/U	LF01	N/A	Dec. 31, 2018	Jun. 14, 2019	Dec. 30, 2019	Conduction (CO05-HY)
Pulse Limiter	Rohde & Schwarz	ESH3-Z2	100851	N/A	Dec. 31, 2018	Jun. 14, 2019	Dec. 30, 2019	Conduction (CO05-HY)
Loop Antenna	Rohde & Schwarz	HFH2-Z2	100315	9 kHz~30 MHz	Jan. 11, 2019	May 22, 2019~ Jun. 27, 2019	Jan. 10, 2020	Radiation (03CH16-HY)
Bilog Antenna	TESEQ	CBL6111D&00802N1D01N-06	47020&06	30MHz to 1GHz	Oct. 13, 2018	May 22, 2019~ Jun. 27, 2019	Oct. 12, 2019	Radiation (03CH16-HY)
Horn Antenna	SCHWARZBECK	BBHA 9120 D	9120D-1522	1G~18GHz	Sep. 07, 2018	May 22, 2019~ Jun. 27, 2019	Sep. 06, 2019	Radiation (03CH16-HY)
SHF-EHF Horn Antenna	SCHWARZBECK	BBHA 9170	BBHA9170251	18GHz ~ 40GHz	Nov. 20, 2018	May 22, 2019~ Jun. 27, 2019	Nov. 19, 2019	Radiation (03CH16-HY)
Amplifier	SONOMA	310N	371607	9kHz~1000MHz	Oct. 02. 2018	May 22, 2019~ Jun. 27, 2019	Oct. 01. 2019	Radiation (03CH16-HY)
Preamplifier	Jet-Power	JPA0118-55-303	1710001800055007	1GHz~18GHz	Apr. 01, 2019	May 22, 2019~ Jun. 27, 2019	Mar. 31, 2020	Radiation (03CH16-HY)
Preamplifier	Keysight	83017A	MY53270264	1GHz~26.5GHz	Dec. 12, 2018	May 22, 2019~ Jun. 27, 2019	Dec.11, 2019	Radiation (03CH16-HY)
Amplifier	MITEQ	TTA1840-35-HG	1871923	18GHz~40GHz, VSWR : 2.5:1 max	Jul. 16, 2018	May 22, 2019~ Jun. 27, 2019	Jul. 15, 2019	Radiation (03CH16-HY)
EMI Test Receiver	Keysight	N9038A (MXE)	MY57290111	3Hz~26.5GHz	Nov. 29, 2018	May 22, 2019~ Jun. 27, 2019	Nov. 28, 2019	Radiation (03CH16-HY)
Spectrum Analyzer	Agilent	N9010A	MY54200486	10Hz~44GHz	Oct. 19, 2018	May 22, 2019~ Jun. 27, 2019	Oct. 18, 2019	Radiation (03CH16-HY)
RF Cable	HUBER + SUHNER	SUCOFLEX 126E	MY1082/26EA	30M-18G	Oct. 15, 2018	May 22, 2019~ Jun. 27, 2019	Oct. 14, 2019	Radiation (03CH16-HY)
RF Cable	HUBER + SUHNER	SUCOFLEX 104	MY15539/4	30M-18G	Feb. 26, 2019	May 22, 2019~ Jun. 27, 2019	Feb. 25, 2020	Radiation (03CH16-HY)
RF Cable	HUBER + SUHNER	SUCOFLEX 104	MY36980/4	30M~18GHz	Apr. 15, 2019	May 22, 2019~ Jun. 27, 2019	Apr. 14, 2020	Radiation (03CH16-HY)
Software	Audix	E3 6.2009-8-24	RK-001136	N/A	N/A	May 22, 2019~ Jun. 27, 2019	N/A	Radiation (03CH16-HY)

5 Uncertainty of Evaluation

Uncertainty of Conducted Emission Measurement (150kHz ~ 30MHz)

Measuring Uncertainty for a Level of Confidence of 95% (U = 2Uc(y))	2.20

Uncertainty of Radiated Emission Measurement (30 MHz ~ 1000 MHz)

Measuring Uncertainty for a Level of Confidence of 95% (U = 2Uc(y))	4.90

Uncertainty of Radiated Emission Measurement (1000 MHz ~ 18000 MHz)

Measuring Uncertainty for a Level of Confidence of 95% (U = 2Uc(y))	5.80

Uncertainty of Radiated Emission Measurement (18000 MHz ~ 40000 MHz)

Measuring Uncertainty for a Level of Confidence of 95% (U = 2Uc(y))	3.90

Appendix A. Test Result of Conducted Test Items

Test Engineer:	CreedWu	Temperature:	21~25	℃
Test Date:	2019/5/14~6/15	Relative Humidity:	51~54	%

Report Number : FR931316E

TEST RESULTS DATA
26dB and 99% OBW

Band I														
Mod.	Data Rate	NTX	CH.	Freq. (MHz)	99% Bandwidth (MHz)		26 dB Bandwidth (MHz)		IC 99% Bandwidth Power Limit (dBm)		IC 99% Bandwidth EIRP Limit (dBm)			Note
					chain 0	chain 1	chain 0	chain 1	chain 0	chain 1	chain 0	chain 1		
11a	6Mbps	1	36	5180	16.80	16.75	25.20	25.20	-		22.25	22.24		
11a	6Mbps	1	44	5220	16.75	16.75	25.40	24.70	-		22.24	22.24		
11a	6Mbps	1	48	5240	16.85	16.75	25.10	24.65	-		22.27	22.24		
HT20	MCS0	1	36	5180	17.95	18.15	25.40	26.50	-		22.54	22.59		
HT20	MCS0	1	44	5220	17.90	18.00	25.90	26.70	-		22.53	22.55		
HT20	MCS0	1	48	5240	17.95	17.95	26.00	26.30	-		22.54	22.54		
HT40	MCS0	1	38	5190	36.60	36.60	41.82	41.94	-		23.01	23.01		
HT40	MCS0	1	46	5230	36.60	36.60	41.76	41.94	-		23.01	23.01		
VHT80	MCS0	1	42	5210	76.68	76.92	83.20	84.16	-		23.01	23.01		
11a	6Mbps	2	36	5180	16.65	16.55	24.50	22.90	-		22.19			
11a	6Mbps	2	44	5220	16.70	16.70	24.20	24.00	-		22.23			
11a	6Mbps	2	48	5240	16.65	16.50	24.40	23.35	-		22.17			
HT20	MCS0	2	36	5180	17.85	17.55	25.80	23.20	-		22.44			
HT20	MCS0	2	44	5220	17.80	17.50	25.60	23.60	-		22.43			
HT20	MCS0	2	48	5240	17.80	17.50	25.15	23.20	-		22.43			
HT40	MCS0	2	38	5190	36.60	36.80	41.76	41.81	-		23.01			
HT40	MCS0	2	46	5230	36.50	36.10	41.94	41.04	-		23.01			
VHT80	MCS0	2	42	5210	76.92	77.40	83.20	83.20	-		23.01			

Report Number : FR931316E

TEST RESULTS DATA
Average Power Table

FCC Band I													
Mod.	Data Rate	NTX	CH.	Freq. (MHz)	Average Conducted Power (dBm)			FCC Conducted Power Limit (dBm)		DG (dBi)			Pass/Fail
					chain 0	chain 1	SUM	chain 0	chain 1	chain 0	chain 1		
11a	6Mbps	1	36	5180	17.80	17.90		24.00	24.00	3.00	3.00		Pass
11a	6Mbps	1	44	5220	17.90	17.70		24.00	24.00	3.00	3.00		Pass
11a	6Mbps	1	48	5240	17.80	17.60		24.00	24.00	3.00	3.00		Pass
HT20	MCS0	1	36	5180	17.60	17.80		24.00	24.00	3.00	3.00		Pass
HT20	MCS0	1	44	5220	17.70	17.60		24.00	24.00	3.00	3.00		Pass
HT20	MCS0	1	48	5240	17.70	17.90		24.00	24.00	3.00	3.00		Pass
HT40	MCS0	1	38	5190	13.50	17.80		24.00	24.00	3.00	3.00		Pass
HT40	MCS0	1	46	5230	15.50	17.70		24.00	24.00	3.00	3.00		Pass
VHT20	MCS0	1	36	5180	17.50	17.70		24.00	24.00	3.00	3.00		Pass
VHT20	MCS0	1	44	5220	17.60	17.50		24.00	24.00	3.00	3.00		Pass
VHT20	MCS0	1	48	5240	17.60	17.80		24.00	24.00	3.00	3.00		Pass
VHT40	MCS0	1	38	5190	13.10	17.70		24.00	24.00	3.00	3.00		Pass
VHT40	MCS0	1	46	5230	15.40	17.60		24.00	24.00	3.00	3.00		Pass
VHT80	MCS0	1	42	5210	12.60	16.10		24.00	24.00	3.00	3.00		Pass
11a	6Mbps	2	36	5180	14.70	14.90	17.81	24.00		3.00			Pass
11a	6Mbps	2	44	5220	14.80	14.80	17.81	24.00		3.00			Pass
11a	6Mbps	2	48	5240	14.90	14.20	17.57	24.00		3.00			Pass
HT20	MCS0	2	36	5180	14.80	14.40	17.61	24.00		3.00			Pass
HT20	MCS0	2	44	5220	14.80	14.90	17.86	24.00		3.00			Pass
HT20	MCS0	2	48	5240	14.70	14.90	17.81	24.00		3.00			Pass
HT40	MCS0	2	38	5190	13.90	13.30	16.62	24.00		3.00			Pass
HT40	MCS0	2	46	5230	14.80	14.30	17.57	24.00		3.00			Pass
VHT20	MCS0	2	36	5180	14.80	14.30	17.57	24.00		3.00			Pass
VHT20	MCS0	2	44	5220	14.80	14.80	17.81	24.00		3.00			Pass
VHT20	MCS0	2	48	5240	14.70	14.80	17.76	24.00		3.00			Pass
VHT40	MCS0	2	38	5190	13.80	13.20	16.52	24.00		3.00			Pass
VHT40	MCS0	2	46	5230	14.70	14.30	17.51	24.00		3.00			Pass
VHT80	MCS0	2	42	5210	13.80	13.40	16.61	24.00		3.00			Pass

Report Number : FR931316E

TEST RESULTS DATA
Power Spectral Density

FCC Band I															
Mod.	Data Rate	NTX	CH.	Freq. (MHz)	Duty Factor (dB)		Average Power Density (dBm/MHz)			Average PSD Limit (dBm/MHz)		DG (dBi)			Pass /Fail
					chain 0	chain 1	chain 0	chain 1	SUM	chain 0	chain 1	chain 0	chain 1		
11a	6Mbps	1	36	5180	0.09	0.10	7.82	7.39		11.00	11.00	3.00	3.00		Pass
11a	6Mbps	1	44	5220	0.09	0.10	7.62	7.55		11.00	11.00	3.00	3.00		Pass
11a	6Mbps	1	48	5240	0.09	0.10	7.68	7.55		11.00	11.00	3.00	3.00		Pass
HT20	MCS0	1	36	5180	0.09	0.09	7.48	7.23		11.00	11.00	3.00	3.00		Pass
HT20	MCS0	1	44	5220	0.09	0.09	7.44	7.40		11.00	11.00	3.00	3.00		Pass
HT20	MCS0	1	48	5240	0.09	0.09	7.47	7.51		11.00	11.00	3.00	3.00		Pass
HT40	MCS0	1	38	5190	0.17	0.18	0.71	4.04		11.00	11.00	3.00	3.00		Pass
HT40	MCS0	1	46	5230	0.17	0.18	2.18	4.23		11.00	11.00	3.00	3.00		Pass
VHT80	MCS0	1	42	5210	0.30	0.30	-3.59	0.05		11.00	11.00	3.00	3.00		Pass
11a	6Mbps	2	36	5180	0.09	0.09			8.43	11.00		4.64			Pass
11a	6Mbps	2	44	5220	0.09	0.09			7.62	11.00		4.64			Pass
11a	6Mbps	2	48	5240	0.09	0.09			8.48	11.00		4.64			Pass
HT20	MCS0	2	36	5180	0.10	0.09			8.78	11.00		4.64			Pass
HT20	MCS0	2	44	5220	0.10	0.09			8.57	11.00		4.64			Pass
HT20	MCS0	2	48	5240	0.10	0.09			5.98	11.00		4.64			Pass
HT40	MCS0	2	38	5190	0.17	0.36			3.50	11.00		4.64			Pass
HT40	MCS0	2	46	5230	0.17	0.36			4.19	11.00		4.64			Pass
VHT80	MCS0	2	42	5210	0.34	0.38			0.75	11.00		4.64			Pass

Report Number : FR931316E

TEST RESULTS DATA
26dB and 99% OBW

Band II															
Mod.	Data Rate	NTX	CH.	Freq. (MHz)	99% Bandwidth (MHz)		26 dB Bandwidth (MHz)		IC 99% Bandwidth Power Limit (dBm)		IC 99% Bandwidth EIRP Limit (dBm)		FCC 26dB Bandwidth Power Limit (dBm)		Note
					chain 0	chain 1	chain 0	chain 1	chain 0	chain 1	chain 0	chain 1	chain 0	chain 1	
11a	6Mbps	1	52	5260	16.85	16.70	25.70	24.50	23.27	23.23	29.27	29.23	23.98	23.98	
11a	6Mbps	1	60	5300	16.90	16.70	26.80	24.60	23.28	23.23	29.28	29.23	23.98	23.98	
11a	6Mbps	1	64	5320	16.90	16.75	26.10	24.50	23.28	23.24	29.28	29.24	23.98	23.98	
HT20	MCS0	1	52	5260	17.95	17.95	25.60	25.80	23.54	23.54	29.54	29.54	23.98	23.98	
HT20	MCS0	1	60	5300	18.05	17.90	26.00	25.85	23.56	23.53	29.56	29.53	23.98	23.98	
HT20	MCS0	1	64	5320	18.00	17.90	25.60	25.65	23.55	23.53	29.55	29.53	23.98	23.98	
HT40	MCS0	1	54	5270	36.70	36.70	41.76	41.47	23.98	23.98	30.00	30.00	23.98	23.98	
HT40	MCS0	1	62	5310	36.60	36.60	41.76	41.76	23.98	23.98	30.00	30.00	23.98	23.98	
VHT80	MCS0	1	58	5290	76.92	76.80	95.51	83.84	23.98	23.98	30.00	30.00	23.98	23.98	
11a	6Mbps	2	52	5260	16.70	16.55	24.00	22.70	23.19		29.19		23.98		
11a	6Mbps	2	60	5300	16.70	16.55	24.20	22.80	23.19		29.19		23.98		
11a	6Mbps	2	64	5320	16.75	16.70	24.60	23.50	23.23		29.23		23.98		
HT20	MCS0	2	52	5260	17.80	17.55	25.45	23.50	23.44		29.44		23.98		
HT20	MCS0	2	60	5300	17.80	17.60	24.80	24.45	23.46		29.46		23.98		
HT20	MCS0	2	64	5320	17.90	18.00	25.50	25.90	23.53		29.53		23.98		
HT40	MCS0	2	54	5270	36.50	36.30	41.95	41.22	23.98		30.00		23.98		
HT40	MCS0	2	62	5310	36.60	36.90	41.65	41.76	23.98		30.00		23.98		
VHT80	MCS0	2	58	5290	76.80	77.40	83.52	83.20	23.98		30.00		23.98		

Report Number : FR931316E

TEST RESULTS DATA
Average Power Table

FCC Band II													
Mod.	Data Rate	NTX	CH.	Freq. (MHz)	Average Conducted Power (dBm)			FCC Conducted Power Limit (dBm)		DG (dBi)		EIRP Power Limit (dBm)	Pass/Fail
					chain 0	chain 1	SUM	chain 0	chain 1	chain 0	chain 1		
11a	6Mbps	1	52	5260	17.70	17.60		23.98	23.98	3.00	3.00	26.99	Pass
11a	6Mbps	1	60	5300	17.90	17.50		23.98	23.98	3.00	3.00	26.99	Pass
11a	6Mbps	1	64	5320	17.60	17.90		23.98	23.98	3.00	3.00	26.99	Pass
HT20	MCS0	1	52	5260	17.60	17.90		23.98	23.98	3.00	3.00	26.99	Pass
HT20	MCS0	1	60	5300	17.70	17.90		23.98	23.98	3.00	3.00	26.99	Pass
HT20	MCS0	1	64	5320	17.20	17.80		23.98	23.98	3.00	3.00	26.99	Pass
HT40	MCS0	1	54	5270	17.80	17.60		23.98	23.98	3.00	3.00	26.99	Pass
HT40	MCS0	1	62	5310	11.70	13.70		23.98	23.98	3.00	3.00	26.99	Pass
VHT20	MCS0	1	52	5260	17.50	17.80		23.98	23.98	3.00	3.00	26.99	Pass
VHT20	MCS0	1	60	5300	17.60	17.80		23.98	23.98	3.00	3.00	26.99	Pass
VHT20	MCS0	1	64	5320	17.10	17.70		23.98	23.98	3.00	3.00	26.99	Pass
VHT40	MCS0	1	54	5270	17.70	17.50		23.98	23.98	3.00	3.00	26.99	Pass
VHT40	MCS0	1	62	5310	11.60	13.60		23.98	23.98	3.00	3.00	26.99	Pass
VHT80	MCS0	1	58	5290	10.70	11.70		23.98	23.98	3.00	3.00	26.99	Pass
11a	6Mbps	2	52	5260	14.60	14.60	17.61	23.98		3.00		26.99	Pass
11a	6Mbps	2	60	5300	14.70	14.30	17.51	23.98		3.00		26.99	Pass
11a	6Mbps	2	64	5320	14.90	14.20	17.57	23.98		3.00		26.99	Pass
HT20	MCS0	2	52	5260	14.50	14.90	17.71	23.98		3.00		26.99	Pass
HT20	MCS0	2	60	5300	14.60	14.60	17.61	23.98		3.00		26.99	Pass
HT20	MCS0	2	64	5320	14.80	14.30	17.57	23.98		3.00		26.99	Pass
HT40	MCS0	2	54	5270	14.90	14.60	17.76	23.98		3.00		26.99	Pass
HT40	MCS0	2	62	5310	11.50	11.10	14.31	23.98		3.00		26.99	Pass
VHT20	MCS0	2	52	5260	14.50	14.80	17.66	23.98		3.00		26.99	Pass
VHT20	MCS0	2	60	5300	14.60	14.50	17.56	23.98		3.00		26.99	Pass
VHT20	MCS0	2	64	5320	14.80	14.20	17.52	23.98		3.00		26.99	Pass
VHT40	MCS0	2	54	5270	14.80	14.60	17.71	23.98		3.00		26.99	Pass
VHT40	MCS0	2	62	5310	11.40	11.00	14.21	23.98		3.00		26.99	Pass
VHT80	MCS0	2	58	5290	8.80	8.00	11.43	23.98		3.00		26.99	Pass

Report Number : FR931316E

TEST RESULTS DATA
Power Spectral Density

Band II															
Mod.	Data Rate	NTX	CH.	Freq. (MHz)	Duty Factor (dB)		Average Power Density (dBm/MHz)			Average PSD Limit (dBm/MHz)		DG (dBi)			Pass /Fail
					chain 0	chain 1	chain 0	chain 1	SUM	chain 0	chain 1	chain 0	chain 1		
11a	6Mbps	1	52	5260	0.09	0.10	7.78	7.40		11.00	11.00	3.00	3.00		Pass
11a	6Mbps	1	60	5300	0.09	0.10	7.67	7.23		11.00	11.00	3.00	3.00		Pass
11a	6Mbps	1	64	5320	0.09	0.10	7.18	7.95		11.00	11.00	3.00	3.00		Pass
HT20	MCS0	1	52	5260	0.09	0.09	7.76	7.30		11.00	11.00	3.00	3.00		Pass
HT20	MCS0	1	60	5300	0.09	0.09	7.62	7.02		11.00	11.00	3.00	3.00		Pass
HT20	MCS0	1	64	5320	0.09	0.09	6.84	7.38		11.00	11.00	3.00	3.00		Pass
HT40	MCS0	1	54	5270	0.17	0.18	4.53	3.79		11.00	11.00	3.00	3.00		Pass
HT40	MCS0	1	62	5310	0.17	0.18	-1.90	0.85		11.00	11.00	3.00	3.00		Pass
VHT80	MCS0	1	58	5290	0.30	0.30	-6.19	-4.33		11.00	11.00	3.00	3.00		Pass
11a	6Mbps	2	52	5260	0.09	0.09			8.25	11.00		5.07			Pass
11a	6Mbps	2	60	5300	0.09	0.09			8.04	11.00		5.07			Pass
11a	6Mbps	2	64	5320	0.09	0.09			7.71	11.00		5.07			Pass
HT20	MCS0	2	52	5260	0.10	0.09			8.19	11.00		5.07			Pass
HT20	MCS0	2	60	5300	0.10	0.09			7.70	11.00		5.07			Pass
HT20	MCS0	2	64	5320	0.10	0.09			7.60	11.00		5.07			Pass
HT40	MCS0	2	54	5270	0.17	0.36			4.29	11.00		5.07			Pass
HT40	MCS0	2	62	5310	0.17	0.36			1.00	11.00		5.07			Pass
VHT80	MCS0	2	58	5290	0.34	0.38			-4.18	11.00		5.07			Pass

TEST RESULTS DATA
26dB and 99% OBW

Band III																
Mod.	Data Rate	NTX	CH.	Freq. (MHz)	99% Bandwidth In U-NII 2C (MHz)		26 dB Bandwidth In U-NII 2C (MHz)		IC 99% Bandwidth Power Limit (dBm)		IC 99% Bandwidth EIRP Limit (dBm)		FCC 26dB Bandwidth Power Limit (dBm)		6 dB Bandwidth for Straddle Channel (MHz)	
					chain 0	chain 1	chain 0	chain 1	chain 0	chain 1	chain 0	chain 1	chain 0	chain 1	chain 0	chain 1
11a	6Mbps	1	100	5500	16.90	16.75	25.50	24.30	23.28	23.24	29.28	29.24	23.98	23.98	----	----
11a	6Mbps	1	116	5580	16.80	16.75	25.20	24.80	23.25	23.24	29.25	29.24	23.98	23.98	----	----
11a	6Mbps	1	140	5700	16.90	17.00	27.60	27.70	23.28	23.30	29.28	29.30	23.98	23.98	----	----
HT20	MCS0	1	100	5500	17.90	17.85	25.60	25.20	23.53	23.52	29.53	29.52	23.98	23.98	----	----
HT20	MCS0	1	116	5580	18.00	17.85	26.40	25.60	23.55	23.52	29.55	29.52	23.98	23.98	----	----
HT20	MCS0	1	140	5700	18.25	18.00	29.10	26.95	23.61	23.55	29.61	29.55	23.98	23.98	----	----
HT40	MCS0	1	102	5510	36.60	36.60	41.84	41.94	23.98	23.98	30.00	30.00	23.98	23.98	----	----
HT40	MCS0	1	110	5550	36.70	36.70	41.76	41.58	23.98	23.98	30.00	30.00	23.98	23.98	----	----
HT40	MCS0	1	134	5670	36.80	36.90	42.66	49.41	23.98	23.98	30.00	30.00	23.98	23.98	----	----
VHT80	MCS0	1	106	5530	76.80	76.80	83.84	83.96	23.98	23.98	30.00	30.00	23.98	23.98	----	----
11a	6Mbps	2	100	5500	16.70	16.70	24.60	23.40	23.23		29.23		23.98		----	----
11a	6Mbps	2	116	5580	16.75	16.70	24.80	24.10	23.23		29.23		23.98		----	----
11a	6Mbps	2	140	5700	16.75	16.65	24.80	23.80	23.21		29.21		23.98		----	----
HT20	MCS0	2	100	5500	17.95	17.90	26.40	25.80	23.53		29.53		23.98		----	----
HT20	MCS0	2	116	5580	17.95	17.95	26.05	25.55	23.54		29.54		23.98		----	----
HT20	MCS0	2	140	5700	17.90	17.75	25.40	25.25	23.49		29.49		23.98		----	----
HT40	MCS0	2	102	5510	36.60	36.40	41.82	41.41	23.98		30.00		23.98		----	----
HT40	MCS0	2	110	5550	36.60	36.40	41.76	41.55	23.98		30.00		23.98		----	----
HT40	MCS0	2	134	5670	36.70	36.70	41.82	41.94	23.98		30.00		23.98		----	----
VHT80	MCS0	2	106	5530	76.68	76.44	83.20	81.92	23.98		30.00		23.98		----	----

Report Number : FR931316E

TEST RESULTS DATA
Average Power Table

FCC Band III													
Mod.	Data Rate	NTX	CH.	Freq. (MHz)	Average Conducted Power (dBm)			FCC Conducted Power Limit (dBm)		DG (dBi)		EIRP Power Limit (dBm)	Pass/Fail
					chain 0	chain 1	SUM	chain 0	chain 1	chain 0	chain 1		
11a	6Mbps	1	100	5500	17.70	17.80		23.98	23.98	2.10	1.30	26.99	Pass
11a	6Mbps	1	116	5580	17.50	17.80		23.98	23.98	2.10	1.30	26.99	Pass
11a	6Mbps	1	140	5700	16.20	17.70		23.98	23.98	2.10	1.30	26.99	Pass
HT20	MCS0	1	100	5500	17.60	17.60		23.98	23.98	2.10	1.30	26.99	Pass
HT20	MCS0	1	116	5580	17.90	17.70		23.98	23.98	2.10	1.30	26.99	Pass
HT20	MCS0	1	140	5700	16.30	17.60		23.98	23.98	2.10	1.30	26.99	Pass
HT40	MCS0	1	102	5510	17.40	17.40		23.98	23.98	2.10	1.30	26.99	Pass
HT40	MCS0	1	110	5550	17.40	17.80		23.98	23.98	2.10	1.30	26.99	Pass
HT40	MCS0	1	134	5670	16.70	17.90		23.98	23.98	2.10	1.30	26.99	Pass
VHT20	MCS0	1	100	5500	17.50	17.50		23.98	23.98	2.10	1.30	26.99	Pass
VHT20	MCS0	1	116	5580	17.80	17.60		23.98	23.98	2.10	1.30	26.99	Pass
VHT20	MCS0	1	140	5700	16.20	17.50		23.98	23.98	2.10	1.30	26.99	Pass
VHT40	MCS0	1	102	5510	17.30	17.30		23.98	23.98	2.10	1.30	26.99	Pass
VHT40	MCS0	1	110	5550	17.30	17.70		23.98	23.98	2.10	1.30	26.99	Pass
VHT40	MCS0	1	134	5670	16.60	17.80		23.98	23.98	2.10	1.30	26.99	Pass
VHT80	MCS0	1	106	5530	13.70	15.00		23.98	23.98	2.10	1.30	26.99	Pass
11a	6Mbps	2	100	5500	14.90	14.80	17.86	23.98		2.10		26.99	Pass
11a	6Mbps	2	116	5580	14.60	14.50	17.56	23.98		2.10		26.99	Pass
11a	6Mbps	2	140	5700	14.40	14.80	17.61	23.98		2.10		26.99	Pass
HT20	MCS0	2	100	5500	14.80	14.30	17.57	23.98		2.10		26.99	Pass
HT20	MCS0	2	116	5580	14.90	14.40	17.67	23.98		2.10		26.99	Pass
HT20	MCS0	2	140	5700	14.60	14.70	17.66	23.98		2.10		26.99	Pass
HT40	MCS0	2	102	5510	14.90	14.90	17.91	23.98		2.10		26.99	Pass
HT40	MCS0	2	110	5550	14.90	14.90	17.91	23.98		2.10		26.99	Pass
HT40	MCS0	2	134	5670	14.80	14.70	17.76	23.98		2.10		26.99	Pass
VHT20	MCS0	2	100	5500	14.80	14.20	17.52	23.98		2.10		26.99	Pass
VHT20	MCS0	2	116	5580	14.90	14.30	17.62	23.98		2.10		26.99	Pass
VHT20	MCS0	2	140	5700	14.60	14.60	17.61	23.98		2.10		26.99	Pass
VHT40	MCS0	2	102	5510	14.80	14.90	17.86	23.98		2.10		26.99	Pass
VHT40	MCS0	2	110	5550	14.80	14.90	17.86	23.98		2.10		26.99	Pass
VHT40	MCS0	2	134	5670	14.70	14.70	17.71	23.98		2.10		26.99	Pass
VHT80	MCS0	2	106	5530	13.80	13.50	16.66	23.98		2.10		26.99	Pass

Report Number : FR931316E

TEST RESULTS DATA
Power Spectral Density

Band III																
Mod.	Data Rate	NTX	CH.	Freq. (MHz)	Duty Factor (dB)		Average Power Density (dBm/MHz)			Average PSD Limit (dBm/MHz)		DG (dBi)				Pass /Fail
					chain 0	chain 1	chain 0	chain 1	SUM	chain 0	chain 1	chain 0	chain 1			
11a	6Mbps	1	100	5500	0.09	0.10	7.66	8.61		11.00	11.00	2.10	1.30			Pass
11a	6Mbps	1	116	5580	0.09	0.10	7.43	8.84		11.00	11.00	2.10	1.30			Pass
11a	6Mbps	1	140	5700	0.09	0.10	5.75	7.88		11.00	11.00	2.10	1.30			Pass
HT20	MCS0	1	100	5500	0.09	0.09	7.73	8.08		11.00	11.00	2.10	1.30			Pass
HT20	MCS0	1	116	5580	0.09	0.09	7.83	7.97		11.00	11.00	2.10	1.30			Pass
HT20	MCS0	1	140	5700	0.09	0.09	5.68	7.64		11.00	11.00	2.10	1.30			Pass
HT40	MCS0	1	102	5510	0.17	0.18	3.92	4.69		11.00	11.00	2.10	1.30			Pass
HT40	MCS0	1	110	5550	0.17	0.18	4.02	4.75		11.00	11.00	2.10	1.30			Pass
HT40	MCS0	1	134	5670	0.17	0.18	3.69	4.65		11.00	11.00	2.10	1.30			Pass
VHT80	MCS0	1	106	5530	0.30	0.30	-1.84	-0.16		11.00	11.00	2.10	1.30			Pass
11a	6Mbps	2	100	5500	0.09	0.09			8.71	11.00		4.72				Pass
11a	6Mbps	2	116	5580	0.09	0.09			8.24	11.00		4.72				Pass
11a	6Mbps	2	140	5700	0.09	0.09			7.78	11.00		4.72				Pass
HT20	MCS0	2	100	5500	0.10	0.09			7.12	11.00		4.72				Pass
HT20	MCS0	2	116	5580	0.10	0.09			7.44	11.00		4.72				Pass
HT20	MCS0	2	140	5700	0.10	0.09			7.79	11.00		4.72				Pass
HT40	MCS0	2	102	5510	0.17	0.36			4.98	11.00		4.72				Pass
HT40	MCS0	2	110	5550	0.17	0.36			4.72	11.00		4.72				Pass
HT40	MCS0	2	134	5670	0.17	0.36			4.52	11.00		4.72				Pass
VHT80	MCS0	2	106	5530	0.34	0.38			1.23	11.00		4.72				Pass

Appendix B. AC Conducted Emission Test Results

Test Engineer :	Jimmy Chang	**Temperature :**	22.7~23.4℃
		Relative Humidity :	52~53%

EUT Information

Report NO :	931316
Test Mode :	Mode 1
Test Voltage :	120Vac/60Hz
Phase :	Line

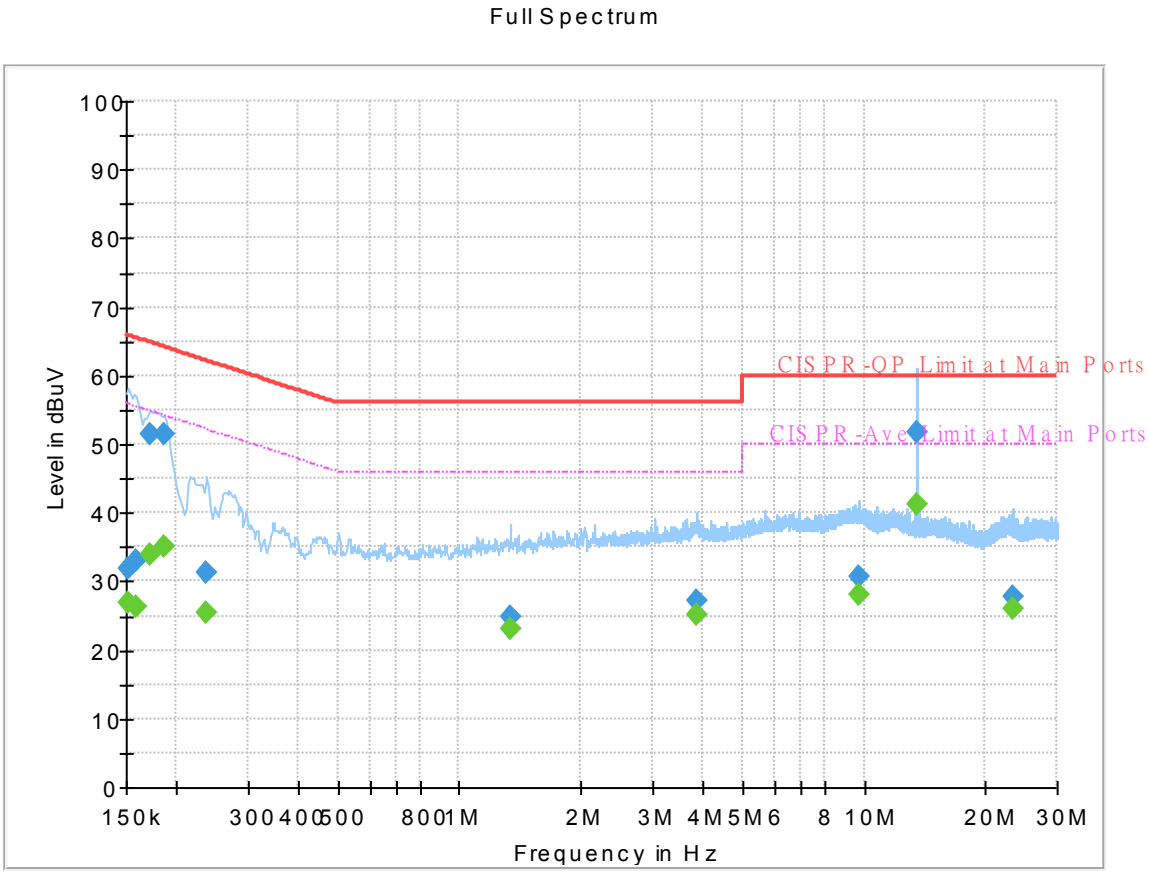

Final_Result

Frequency (MHz)	QuasiPeak (dBuV)	CAverage (dBuV)	Limit (dBuV)	Margin (dB)	Line	Filter	Corr. (dB)
0.152250	---	26.84	55.88	29.04	L1	OFF	19.5
0.152250	31.95	---	65.88	33.93	L1	OFF	19.5
0.159000	---	26.28	55.52	29.24	L1	OFF	19.5
0.159000	33.10	---	65.52	32.42	L1	OFF	19.5
0.172500	---	33.92	54.84	20.92	L1	OFF	19.5
0.172500	51.56	---	64.84	13.28	L1	OFF	19.5
0.186000	---	35.00	54.21	19.21	L1	OFF	19.5
0.186000	51.39	---	64.21	12.82	L1	OFF	19.5
0.237750	---	25.54	52.17	26.63	L1	OFF	19.5
0.237750	31.21	---	62.17	30.96	L1	OFF	19.5
1.340250	---	23.23	46.00	22.77	L1	OFF	19.6
1.340250	24.73	---	56.00	31.27	L1	OFF	19.6
3.862500	---	25.25	46.00	20.75	L1	OFF	19.7
3.862500	27.09	---	56.00	28.91	L1	OFF	19.7
9.672000	---	28.01	50.00	21.99	L1	OFF	19.9
9.672000	30.71	---	60.00	29.29	L1	OFF	19.9
13.560000	---	41.28	50.00	8.72	L1	OFF	20.0
13.560000	51.77	---	60.00	8.23	L1	OFF	20.0
23.282250	---	26.16	50.00	23.84	L1	OFF	20.3
23.282250	27.78	---	60.00	32.22	L1	OFF	20.3

EUT Information

Report NO :	931316
Test Mode :	Mode 1
Test Voltage :	120Vac/60Hz
Phase :	Neutral

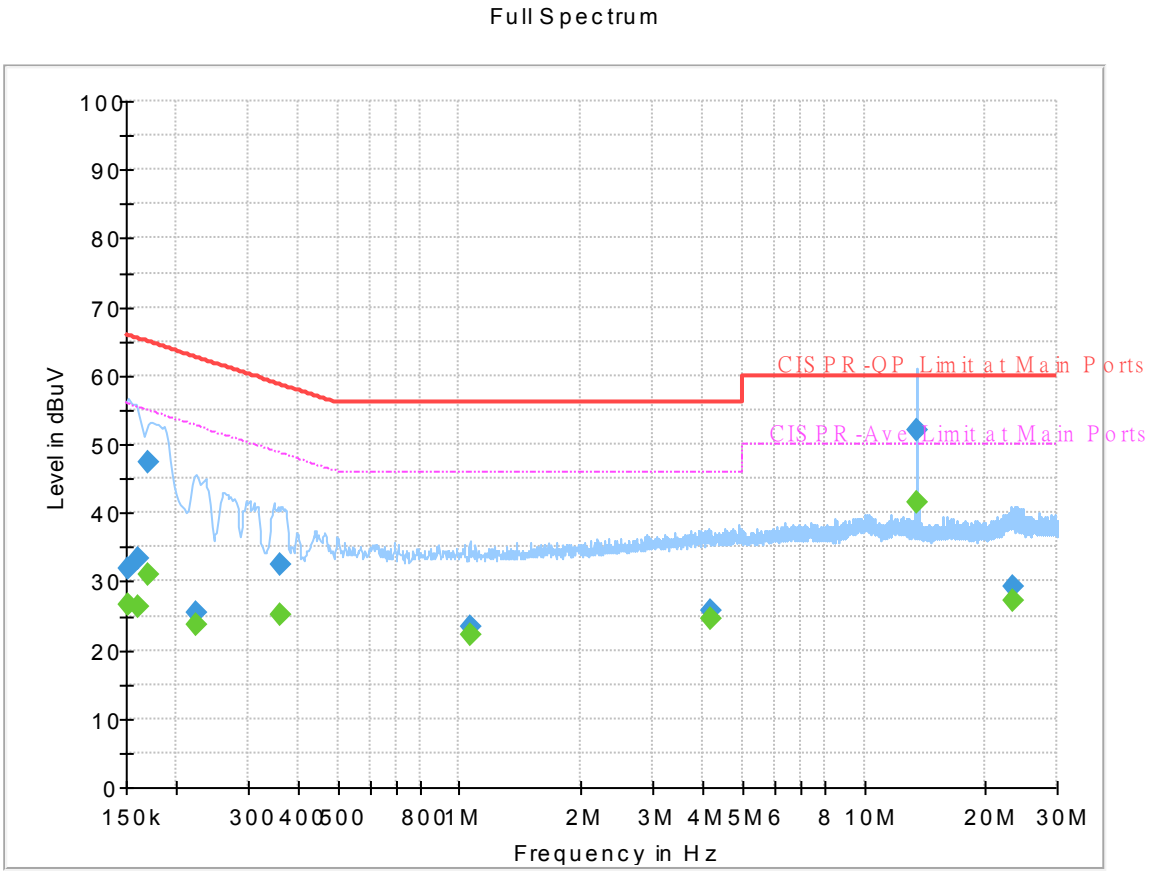

Final_Result

Frequency (MHz)	QuasiPeak (dBuV)	CAverage (dBuV)	Limit (dBuV)	Margin (dB)	Line	Filter	Corr. (dB)
0.152250	---	26.75	55.88	29.13	N	OFF	19.5
0.152250	31.73	---	65.88	34.15	N	OFF	19.5
0.161250	---	26.20	55.40	29.20	N	OFF	19.5
0.161250	33.39	---	65.40	32.01	N	OFF	19.5
0.170250	---	30.91	54.95	24.04	N	OFF	19.5
0.170250	47.37	---	64.95	17.58	N	OFF	19.5
0.224250	---	23.80	52.66	28.86	N	OFF	19.5
0.224250	25.41	---	62.66	37.25	N	OFF	19.5
0.361500	---	25.08	48.69	23.61	N	OFF	19.5
0.361500	32.58	---	58.69	26.11	N	OFF	19.5
1.061250	---	22.35	46.00	23.65	N	OFF	19.6
1.061250	23.49	---	56.00	32.51	N	OFF	19.6
4.168500	---	24.55	46.00	21.45	N	OFF	19.7
4.168500	25.84	---	56.00	30.16	N	OFF	19.7
13.560000	---	41.53	50.00	8.47	N	OFF	20.1
13.560000	52.09	---	60.00	7.91	N	OFF	20.1
23.223750	---	27.17	50.00	22.83	N	OFF	20.4
23.223750	29.26	---	60.00	30.74	N	OFF	20.4

Appendix C. Radiated Spurious Emission

Test Engineer :	Jacky Hung, Austin Li, and CR Liao	Temperature :	20~25℃
		Relative Humidity :	50~60%

<Calling Mode>

Band 1 - 5150~5250MHz

WIFI 802.11a (Band Edge @ 3m)

WIFI Ant.	Note	Frequency	Level	Over Limit	Limit Line	Read Level	Antenna Factor	Path Loss	Preamp Factor	Ant Pos	Table Pos	Peak Avg.	Pol.
0		(MHz)	(dBμV/m)	(dB)	(dBμV/m)	(dBμV)	(dB/m)	(dB)	(dB)	(cm)	(deg)	(P/A)	(H/V)
802.11a CH 36 5180MHz		5149.5	59.92	-14.08	74	43.82	32.62	13.2	29.72	100	116	P	H
		5150	49.94	-4.06	54	33.84	32.62	13.2	29.72	100	116	A	H
	*	5180	114.45	-	-	98.46	32.58	13.13	29.72	100	116	P	H
	*	5180	106.4	-	-	90.41	32.58	13.13	29.72	100	116	A	H
													H
		5146.38	56.97	-17.03	74	40.86	32.62	13.21	29.72	100	92	P	V
		5150	47.62	-6.38	54	31.52	32.62	13.2	29.72	100	92	A	V
	*	5180	112	-	-	96.01	32.58	13.13	29.72	100	92	P	V
	*	5180	104.01	-	-	88.02	32.58	13.13	29.72	100	92	A	V
													V
802.11a CH 44 5220MHz		5093.6	55.9	-18.1	74	39.59	32.69	13.34	29.72	101	118	P	H
		5150	44.94	-9.06	54	28.84	32.62	13.2	29.72	101	118	A	H
	*	5220	113.47	-	-	97.58	32.54	13.07	29.72	101	118	P	H
	*	5220	106.22	-	-	90.33	32.54	13.07	29.72	101	118	A	H
		5445.16	53.48	-20.52	74	37.84	32.27	13.11	29.74	101	118	P	H
		5452.72	44.92	-9.08	54	29.26	32.26	13.14	29.74	101	118	A	H
		5145.86	55.18	-18.82	74	39.07	32.62	13.21	29.72	100	92	P	V
		5145.6	44.41	-9.59	54	28.29	32.63	13.21	29.72	100	92	A	V
	*	5220	112.34	-	-	96.45	32.54	13.07	29.72	100	92	P	V
	*	5220	104.82	-	-	88.93	32.54	13.07	29.72	100	92	A	V
		5366.76	53.73	-20.27	74	38.13	32.36	12.97	29.73	100	92	P	V
		5350.52	43.76	-10.24	54	28.13	32.38	12.98	29.73	100	92	A	V

802.11a CH 48 5240MHz		5055.12	54.81	-19.19	74	38.36	32.73	13.43	29.71	100	118	P	H
		5051.48	44.35	-9.65	54	27.88	32.74	13.44	29.71	100	118	A	H
	*	5240	115.14	-	-	99.3	32.51	13.05	29.72	100	118	P	H
	*	5240	107.58	-	-	91.74	32.51	13.05	29.72	100	118	A	H
		5366.76	54.52	-19.48	74	38.92	32.36	12.97	29.73	100	118	P	H
		5350	44.8	-9.2	54	29.17	32.38	12.98	29.73	100	118	A	H
		5042.38	55.19	-18.81	74	38.69	32.75	13.46	29.71	101	92	P	V
		5129.74	44.44	-9.56	54	28.27	32.64	13.25	29.72	101	92	A	V
	*	5240	112.2	-	-	96.36	32.51	13.05	29.72	101	92	P	V
	*	5240	104.95	-	-	89.11	32.51	13.05	29.72	101	92	A	V
		5384.12	54.35	-19.65	74	38.78	32.34	12.96	29.73	101	92	P	V
		5452.72	43.97	-10.03	54	28.31	32.26	13.14	29.74	101	92	A	V
Remark	1. No other spurious found. 2. All results are PASS against Peak and Average limit line.												

Band 1 5150~5250MHz

WIFI 802.11a (Harmonic @ 3m)

WIFI	Note	Frequency	Level	Over	Limit	Read	Antenna	Path	Preamp	Ant	Table	Peak	Pol.
Ant.				Limit	Line	Level	Factor	Loss	Factor	Pos	Pos	Avg.	
0		(MHz)	(dBμV/m)	(dB)	(dBμV/m)	(dBμV)	(dB/m)	(dB)	(dB)	(cm)	(deg)	(P/A)	(H/V)
802.11a CH 36 5180MHz		10360	53.58	-14.62	68.2	60.02	39.9	17.48	63.82	100	0	P	H
		15540	45.88	-28.12	74	48.71	37.9	21.51	62.24	100	0	P	H
													H
													H
		10360	51.92	-16.28	68.2	58.36	39.9	17.48	63.82	100	0	P	V
		15540	44.28	-29.72	74	47.11	37.9	21.51	62.24	100	0	P	V
													V
													V
802.11a CH 44 5220MHz		10440	52.84	-15.36	68.2	58.98	40.02	17.55	63.71	100	0	P	H
		15660	43.23	-30.77	74	46.12	37.9	21.53	62.32	100	0	P	H
													H
													H
		10440	54.74	-13.46	68.2	60.88	40.02	17.55	63.71	100	0	P	V
		15660	42.89	-31.11	74	45.78	37.9	21.53	62.32	100	0	P	V
													V
													V
802.11a CH 48 5240MHz		10480	53.2	-15	68.2	59.21	40.07	17.58	63.66	100	0	P	H
		15720	43.41	-30.59	74	46.33	37.9	21.54	62.36	100	0	P	H
													H
													H
		10480	53.9	-14.3	68.2	59.91	40.07	17.58	63.66	100	0	P	V
		15720	44.08	-29.92	74	47	37.9	21.54	62.36	100	0	P	V
													V
													V
Remark	1. No other spurious found. 2. All results are PASS against Peak and Average limit line.												

Band 1 5150~5250MHz

WIFI 802.11n HT20 (Band Edge @ 3m)

WIFI Ant. 0	Note	Frequency (MHz)	Level (dBμV/m)	Over Limit (dB)	Limit Line (dBμV/m)	Read Level (dBμV)	Antenna Factor (dB/m)	Path Loss (dB)	Preamp Factor (dB)	Ant Pos (cm)	Table Pos (deg)	Peak Avg. (P/A)	Pol. (H/V)
802.11n HT20 CH 36 5180MHz		5148.98	57.46	-16.54	74	41.36	32.62	13.2	29.72	101	116	P	H
		5149.76	50.2	-3.8	54	34.1	32.62	13.2	29.72	101	116	A	H
	*	5180	114.43	-	-	98.44	32.58	13.13	29.72	101	116	P	H
	*	5180	105.85	-	-	89.86	32.58	13.13	29.72	101	116	A	H
													H
													H
		5146.9	57.15	-16.85	74	41.04	32.62	13.21	29.72	100	91	P	V
		5149.76	48.34	-5.66	54	32.24	32.62	13.2	29.72	100	91	A	V
	*	5180	112.28	-	-	96.29	32.58	13.13	29.72	100	91	P	V
	*	5180	104.56	-	-	88.57	32.58	13.13	29.72	100	91	A	V
													V
													V
802.11n HT20 CH 44 5220MHz		5007.02	54.17	-19.83	74	37.55	32.79	13.54	29.71	101	119	P	H
		5147.94	45.11	-8.89	54	29.01	32.62	13.2	29.72	101	119	A	H
	*	5220	115.01	-	-	99.12	32.54	13.07	29.72	101	119	P	H
	*	5220	106.75	-	-	90.86	32.54	13.07	29.72	101	119	A	H
		5402.88	54.74	-19.26	74	39.19	32.32	12.96	29.73	101	119	P	H
		5354.16	45.17	-8.83	54	29.54	32.38	12.98	29.73	101	119	A	H
		5140.4	54.95	-19.05	74	38.82	32.63	13.22	29.72	100	91	P	V
		5149.76	44.74	-9.26	54	28.64	32.62	13.2	29.72	100	91	A	V
	*	5220	112.25	-	-	96.36	32.54	13.07	29.72	100	91	P	V
	*	5220	104.84	-	-	88.95	32.54	13.07	29.72	100	91	A	V
		5351.36	53.72	-20.28	74	38.09	32.38	12.98	29.73	100	91	P	V
		5452.44	43.94	-10.06	54	28.28	32.26	13.14	29.74	100	91	A	V

802.11n HT20 CH 48 5240MHz		5001.04	54.64	-19.36	74	37.99	32.8	13.56	29.71	101	116	P	H
		5123.5	44.1	-9.9	54	27.91	32.65	13.26	29.72	101	116	A	H
	*	5240	114.59	-	-	98.75	32.51	13.05	29.72	101	116	P	H
	*	5240	106.9	-	-	91.06	32.51	13.05	29.72	101	116	A	H
		5364.24	54.84	-19.16	74	39.24	32.36	12.97	29.73	101	116	P	H
		5350.8	44.64	-9.36	54	29.01	32.38	12.98	29.73	101	116	A	H
		5118.3	54.67	-19.33	74	38.45	32.66	13.28	29.72	104	91	P	V
		5136.76	44.03	-9.97	54	27.88	32.64	13.23	29.72	104	91	A	V
	*	5240	111.82	-	-	95.98	32.51	13.05	29.72	104	91	P	V
	*	5240	104.49	-	-	88.65	32.51	13.05	29.72	104	91	A	V
		5363.12	54.01	-19.99	74	38.41	32.36	12.97	29.73	104	91	P	V
		5359.2	43.66	-10.34	54	28.04	32.37	12.98	29.73	104	91	A	V
Remark	1. No other spurious found. 2. All results are PASS against Peak and Average limit line.												

Band 1 5150~5250MHz

WIFI 802.11n HT20 (Harmonic @ 3m)

WIFI Ant. 0	Note	Frequency (MHz)	Level (dBμV/m)	Over Limit (dB)	Limit Line (dBμV/m)	Read Level (dBμV)	Antenna Factor (dB/m)	Path Loss (dB)	Preamp Factor (dB)	Ant Pos (cm)	Table Pos (deg)	Peak Avg. (P/A)	Pol. (H/V)
802.11n HT20 CH 36 5180MHz		10360	53.37	-14.83	68.2	59.81	39.9	17.48	63.82	100	0	P	H
		15540	43.67	-30.33	74	46.5	37.9	21.51	62.24	100	0	P	H
													H
													H
		10360	52.01	-16.19	68.2	58.45	39.9	17.48	63.82	100	0	P	V
		15540	43.55	-30.45	74	46.38	37.9	21.51	62.24	100	0	P	V
													V
													V
802.11n HT20 CH 44 5220MHz		10440	55.03	-13.17	68.2	61.17	40.02	17.55	63.71	100	0	P	H
		15660	43.95	-30.05	74	46.84	37.9	21.53	62.32	100	0	P	H
													H
													H
		10440	55.01	-13.19	68.2	61.15	40.02	17.55	63.71	100	0	P	V
		15660	43.12	-30.88	74	46.01	37.9	21.53	62.32	100	0	P	V
													V
													V
802.11n HT20 CH 48 5240MHz		10480	53.87	-14.33	68.2	59.88	40.07	17.58	63.66	100	0	P	H
		15720	43.98	-30.02	74	46.9	37.9	21.54	62.36	100	0	P	H
													H
													H
		10480	56.05	-12.15	68.2	62.06	40.07	17.58	63.66	100	0	P	V
		15720	44.06	-29.94	74	46.98	37.9	21.54	62.36	100	0	P	V
													V
													V
Remark	1. No other spurious found. 2. All results are PASS against Peak and Average limit line.												

Band 1 5150~5250MHz

WIFI 802.11n HT40 (Band Edge @ 3m)

WIFI Ant. 0	Note	Frequency (MHz)	Level (dBμV/m)	Over Limit (dB)	Limit Line (dBμV/m)	Read Level (dBμV)	Antenna Factor (dB/m)	Path Loss (dB)	Preamp Factor (dB)	Ant Pos (cm)	Table Pos (deg)	Peak Avg. (P/A)	Pol. (H/V)
802.11n HT40 CH 38 5190MHz		5149.76	58.34	-15.66	74	42.24	32.62	13.2	29.72	100	122	P	H
		5150	50.64	-3.36	54	34.54	32.62	13.2	29.72	100	122	A	H
	*	5190	108.09	-	-	92.14	32.57	13.1	29.72	100	122	P	H
	*	5190	100.22	-	-	84.27	32.57	13.1	29.72	100	122	A	H
		5412.68	56.53	-17.47	74	40.96	32.3	13	29.73	100	122	P	H
		5412.4	49.41	-4.59	54	33.84	32.31	12.99	29.73	100	122	A	H
		5144.56	56.56	-17.44	74	40.44	32.63	13.21	29.72	100	80	P	V
		5149.5	48.86	-5.14	54	32.76	32.62	13.2	29.72	100	80	A	V
	*	5190	106.02	-	-	90.07	32.57	13.1	29.72	100	80	P	V
	*	5190	98.14	-	-	82.19	32.57	13.1	29.72	100	80	A	V
		5414.64	55.67	-18.33	74	40.1	32.3	13	29.73	100	80	P	V
		5412.4	48.14	-5.86	54	32.57	32.31	12.99	29.73	100	80	A	V
802.11n HT40 CH 46 5230MHz		5033.54	54.94	-19.06	74	38.41	32.76	13.48	29.71	100	119	P	H
		5149.24	45.77	-8.23	54	29.67	32.62	13.2	29.72	100	119	A	H
	*	5230	110.2	-	-	94.34	32.52	13.06	29.72	100	119	P	H
	*	5230	102.32	-	-	86.46	32.52	13.06	29.72	100	119	A	H
		5452.44	59.12	-14.88	74	43.46	32.26	13.14	29.74	100	119	P	H
		5453	51.96	-2.04	54	36.3	32.26	13.14	29.74	100	119	A	H
		5060.06	54.67	-19.33	74	38.23	32.73	13.42	29.71	100	83	P	V
		5140.4	45.3	-8.7	54	29.17	32.63	13.22	29.72	100	83	A	V
	*	5230	107.53	-	-	91.67	32.52	13.06	29.72	100	83	P	V
	*	5230	99.79	-	-	83.93	32.52	13.06	29.72	100	83	A	V
		5454.96	56.08	-17.92	74	40.42	32.25	13.15	29.74	100	83	P	V
		5452.72	48.68	-5.32	54	33.02	32.26	13.14	29.74	100	83	A	V
Remark	1. No other spurious found. 2. All results are PASS against Peak and Average limit line.												

Band 1 5150~5250MHz

WIFI 802.11n HT40 (Harmonic @ 3m)

WIFI	Note	Frequency	Level	Over	Limit	Read	Antenna	Path	Preamp	Ant	Table	Peak	Pol.
Ant.				Limit	Line	Level	Factor	Loss	Factor	Pos	Pos	Avg.	
0		(MHz)	(dBμV/m)	(dB)	(dBμV/m)	(dBμV)	(dB/m)	(dB)	(dB)	(cm)	(deg)	(P/A)	(H/V)
802.11n HT40 CH 38 5190MHz		10380	47.4	-20.8	68.2	53.76	39.93	17.5	63.79	100	0	P	H
		15570	43.89	-30.11	74	46.73	37.9	21.52	62.26	100	0	P	H
													H
													H
		10380	47.14	-21.06	68.2	53.5	39.93	17.5	63.79	100	0	P	V
		15570	43.87	-30.13	74	46.71	37.9	21.52	62.26	100	0	P	V
													V
													V
802.11n HT40 CH 46 5230MHz		10460	49.12	-19.08	68.2	55.2	40.04	17.56	63.68	100	0	P	H
		15690	44.04	-29.96	74	46.94	37.9	21.54	62.34	100	0	P	H
													H
													H
		10460	49.02	-19.18	68.2	55.1	40.04	17.56	63.68	100	0	P	V
		15690	44.41	-29.59	74	47.31	37.9	21.54	62.34	100	0	P	V
													V
													V
Remark	1. No other spurious found. 2. All results are PASS against Peak and Average limit line.												

Band 1 5150~5250MHz

WIFI 802.11ac VHT80 (Band Edge @ 3m)

WIFI Ant. 0	Note	Frequency (MHz)	Level (dBμV/m)	Over Limit (dB)	Limit Line (dBμV/m)	Read Level (dBμV)	Antenna Factor (dB/m)	Path Loss (dB)	Preamp Factor (dB)	Ant Pos (cm)	Table Pos (deg)	Peak Avg. (P/A)	Pol. (H/V)
802.11ac VHT80 CH 42 5210MHz		5150	59.04	-14.96	74	42.94	32.62	13.2	29.72	100	121	P	H
		5149.76	51.34	-2.66	54	35.24	32.62	13.2	29.72	100	121	A	H
	*	5210	104.23	-	-	88.33	32.55	13.07	29.72	100	121	P	H
	*	5210	96.62	-	-	80.72	32.55	13.07	29.72	100	121	A	H
		5353.88	54.57	-19.43	74	38.94	32.38	12.98	29.73	100	121	P	H
		5452.72	45.41	-8.59	54	29.75	32.26	13.14	29.74	100	121	A	H
		5145.08	56.98	-17.02	74	40.86	32.63	13.21	29.72	100	85	P	V
		5149.76	49.82	-4.18	54	33.72	32.62	13.2	29.72	100	85	A	V
	*	5210	102.33	-	-	86.43	32.55	13.07	29.72	100	85	P	V
	*	5210	94.8	-	-	78.9	32.55	13.07	29.72	100	85	A	V
		5375.72	53.86	-20.14	74	38.27	32.35	12.97	29.73	100	85	P	V
		5352.2	44.84	-9.16	54	29.21	32.38	12.98	29.73	100	85	A	V
Remark	1. No other spurious found. 2. All results are PASS against Peak and Average limit line.												

Band 1 5150~5250MHz

WIFI 802.11ac VHT80 (Harmonic @ 3m)

WIFI	Note	Frequency	Level	Over	Limit	Read	Antenna	Path	Preamp	Ant	Table	Peak	Pol.
Ant.				Limit	Line	Level	Factor	Loss	Factor	Pos	Pos	Avg.	
0		(MHz)	(dBμV/m)	(dB)	(dBμV/m)	(dBμV)	(dB/m)	(dB)	(dB)	(cm)	(deg)	(P/A)	(H/V)
802.11ac VHT80 CH 42 5210MHz		10420	45.92	-22.28	68.2	52.14	39.99	17.53	63.74	100	0	P	H
		15630	44.14	-29.86	74	47.01	37.9	21.53	62.3	100	0	P	H
													H
													H
		10420	46.59	-21.61	68.2	52.81	39.99	17.53	63.74	100	0	P	V
		15630	43.08	-30.92	74	45.95	37.9	21.53	62.3	100	0	P	V
													V
													V
Remark	1. No other spurious found. 2. All results are PASS against Peak and Average limit line.												

Band 2 - 5250~5350MHz

WIFI 802.11a (Band Edge @ 3m)

WIFI Ant. 0	Note	Frequency (MHz)	Level (dBμV/m)	Over Limit (dB)	Limit Line (dBμV/m)	Read Level (dBμV)	Antenna Factor (dB/m)	Path Loss (dB)	Preamp Factor (dB)	Ant Pos (cm)	Table Pos (deg)	Peak Avg. (P/A)	Pol. (H/V)
802.11a CH 52 5260MHz		5015.98	53.8	-20.2	74	37.21	32.78	13.52	29.71	100	118	P	H
		5093.5	44.18	-9.82	54	27.87	32.69	13.34	29.72	100	118	A	H
	*	5260	114.94	-	-	99.14	32.49	13.04	29.73	100	118	P	H
	*	5260	107.3	-	-	91.5	32.49	13.04	29.73	100	118	A	H
		5364.72	55.22	-18.78	74	39.62	32.36	12.97	29.73	100	118	P	H
		5353.92	45.9	-8.1	54	30.27	32.38	12.98	29.73	100	118	A	H
		5010.88	54.63	-19.37	74	38.02	32.79	13.53	29.71	101	96	P	V
		5073.1	44.52	-9.48	54	28.14	32.71	13.38	29.71	101	96	A	V
	*	5260	112.52	-	-	96.72	32.49	13.04	29.73	101	96	P	V
	*	5260	104.94	-	-	89.14	32.49	13.04	29.73	101	96	A	V
		5402.16	54.27	-19.73	74	38.72	32.32	12.96	29.73	101	96	P	V
		5350.56	44.46	-9.54	54	28.83	32.38	12.98	29.73	101	96	A	V
802.11a CH 60 5300MHz		5082.62	55.06	-18.94	74	38.71	32.7	13.36	29.71	100	63	P	H
		5140.76	43.91	-10.09	54	27.78	32.63	13.22	29.72	100	63	A	H
	*	5300	115.3	-	-	99.58	32.44	13.01	29.73	100	63	P	H
	*	5300	108.02	-	-	92.3	32.44	13.01	29.73	100	63	A	H
		5352.72	57.44	-16.56	74	41.81	32.38	12.98	29.73	100	63	P	H
		5352	48.67	-5.33	54	33.04	32.38	12.98	29.73	100	63	A	H
		5007.14	54.35	-19.65	74	37.73	32.79	13.54	29.71	100	100	P	V
		5024.14	43.94	-10.06	54	27.38	32.77	13.5	29.71	100	100	A	V
	*	5300	113.18	-	-	97.46	32.44	13.01	29.73	100	100	P	V
	*	5300	105.81	-	-	90.09	32.44	13.01	29.73	100	100	A	V
		5350.8	56.56	-17.44	74	40.93	32.38	12.98	29.73	100	100	P	V
		5350.08	47.08	-6.92	54	31.45	32.38	12.98	29.73	100	100	A	V

802.11a CH 64 5320MHz	*	5320	114.07	-	-	98.38	32.42	13	29.73	101	62	P	H
	*	5320	106.65	-	-	90.96	32.42	13	29.73	101	62	A	H
		5350.88	60.82	-13.18	74	45.19	32.38	12.98	29.73	101	62	P	H
		5350.08	50.86	-3.14	54	35.23	32.38	12.98	29.73	101	62	A	H
													H
													H
	*	5320	112.44	-	-	96.75	32.42	13	29.73	101	99	P	V
	*	5320	104.99	-	-	89.3	32.42	13	29.73	101	99	A	V
		5350.88	57.53	-16.47	74	41.9	32.38	12.98	29.73	101	99	P	V
		5350.24	49.17	-4.83	54	33.54	32.38	12.98	29.73	101	99	A	V
													V
													V
Remark	1. No other spurious found. 2. All results are PASS against Peak and Average limit line.												

Band 2 5250~5350MHz

WIFI 802.11a (Harmonic @ 3m)

WIFI	Note	Frequency	Level	Over	Limit	Read	Antenna	Path	Preamp	Ant	Table	Peak	Pol.
Ant.				Limit	Line	Level	Factor	Loss	Factor	Pos	Pos	Avg.	
0		(MHz)	(dBμV/m)	(dB)	(dBμV/m)	(dBμV)	(dB/m)	(dB)	(dB)	(cm)	(deg)	(P/A)	(H/V)
802.11a CH 52 5260MHz		10520	53.61	-14.59	68.2	59.54	40.1	17.61	63.64	100	0	P	H
		15780	44.25	-29.75	74	47.19	37.9	21.56	62.4	100	0	P	H
													H
													H
		10520	55.31	-12.89	68.2	61.24	40.1	17.61	63.64	100	0	P	V
		15780	43.99	-30.01	74	46.93	37.9	21.56	62.4	100	0	P	V
													V
													V
802.11a CH 60 5300MHz		10600	59.31	-14.69	74	65.22	40.1	17.68	63.69	175	350	P	H
		10600	47.33	-6.67	54	53.24	40.1	17.68	63.69	175	350	A	H
		15900	44.44	-29.56	74	47.44	37.9	21.58	62.48	100	0	P	H
													H
		10600	60.73	-13.27	74	66.64	40.1	17.68	63.69	181	360	P	V
		10600	48.21	-5.79	54	54.12	40.1	17.68	63.69	181	360	A	V
		15900	43.93	-30.07	74	46.93	37.9	21.58	62.48	100	0	P	V
													V
802.11a CH 64 5320MHz		10640	58.78	-15.22	74	64.7	40.1	17.7	63.72	107	351	P	H
		10640	46.88	-7.12	54	52.8	40.1	17.7	63.72	107	351	A	H
		15960	44.72	-29.28	74	47.75	37.9	21.59	62.52	100	0	P	H
													H
		10640	57.55	-16.45	74	63.47	40.1	17.7	63.72	177	356	P	V
		10640	46.57	-7.43	54	52.49	40.1	17.7	63.72	177	356	A	V
		15960	43.99	-30.01	74	47.02	37.9	21.59	62.52	100	0	P	V
													V
Remark	1. No other spurious found. 2. All results are PASS against Peak and Average limit line.												

Band 2 5250~5350MHz

WIFI 802.11n HT20 (Band Edge @ 3m)

WIFI Ant. 0	Note	Frequency (MHz)	Level (dBμV/m)	Over Limit (dB)	Limit Line (dBμV/m)	Read Level (dBμV)	Antenna Factor (dB/m)	Path Loss (dB)	Preamp Factor (dB)	Ant Pos (cm)	Table Pos (deg)	Peak Avg. (P/A)	Pol. (H/V)
802.11n HT20 CH 52 5260MHz		5070.38	54.89	-19.11	74	38.49	32.72	13.39	29.71	100	119	P	H
		5115.6	44.77	-9.23	54	28.55	32.66	13.28	29.72	100	119	A	H
	*	5260	115.78	-	-	99.98	32.49	13.04	29.73	100	119	P	H
	*	5260	108	-	-	92.2	32.49	13.04	29.73	100	119	A	H
		5396.16	55.36	-18.64	74	39.82	32.32	12.95	29.73	100	119	P	H
		5353.92	45.77	-8.23	54	30.14	32.38	12.98	29.73	100	119	A	H
		5094.18	55.2	-18.8	74	38.9	32.69	13.33	29.72	100	89	P	V
		5090.1	44.6	-9.4	54	28.29	32.69	13.34	29.72	100	89	A	V
	*	5260	113.49	-	-	97.69	32.49	13.04	29.73	100	89	P	V
	*	5260	105.88	-	-	90.08	32.49	13.04	29.73	100	89	A	V
		5422.08	54.54	-19.46	74	38.96	32.29	13.03	29.74	100	89	P	V
		5353.92	44.84	-9.16	54	29.21	32.38	12.98	29.73	100	89	A	V
802.11n HT20 CH 60 5300MHz		5082.28	55.38	-18.62	74	39.03	32.7	13.36	29.71	100	119	P	H
		5090.1	44.21	-9.79	54	27.9	32.69	13.34	29.72	100	119	A	H
	*	5300	115.79	-	-	100.07	32.44	13.01	29.73	100	119	P	H
	*	5300	107.97	-	-	92.25	32.44	13.01	29.73	100	119	A	H
		5353.92	58.51	-15.49	74	42.88	32.38	12.98	29.73	100	119	P	H
		5350.08	49.08	-4.92	54	33.45	32.38	12.98	29.73	100	119	A	H
		5098.94	55.85	-18.15	74	39.57	32.68	13.32	29.72	100	88	P	V
		5103.02	44.27	-9.73	54	28	32.68	13.31	29.72	100	88	A	V
	*	5300	113.22	-	-	97.5	32.44	13.01	29.73	100	88	P	V
	*	5300	105.22	-	-	89.5	32.44	13.01	29.73	100	88	A	V
		5359.44	56.64	-17.36	74	41.02	32.37	12.98	29.73	100	88	P	V
		5352	47.08	-6.92	54	31.45	32.38	12.98	29.73	100	88	A	V

	*	5320	114.24	-	-	98.55	32.42	13	29.73	100	121	P	H
	*	5320	106.51	-	-	90.82	32.42	13	29.73	100	121	A	H
		5350.4	60.16	-13.84	74	44.53	32.38	12.98	29.73	100	121	P	H
		5350.56	50.73	-3.27	54	35.1	32.38	12.98	29.73	100	121	A	H
802.11n													H
HT20													H
CH 64	*	5320	112.47	-	-	96.78	32.42	13	29.73	100	94	P	V
5320MHz	*	5320	104.23	-	-	88.54	32.42	13	29.73	100	94	A	V
		5351.68	57.93	-16.07	74	42.3	32.38	12.98	29.73	100	94	P	V
		5350.24	48.91	-5.09	54	33.28	32.38	12.98	29.73	100	94	A	V
													V
													V
Remark	1. No other spurious found. 2. All results are PASS against Peak and Average limit line.												

Band 2 5250~5350MHz

WIFI 802.11n HT20 (Harmonic @ 3m)

WIFI	Note	Frequency	Level	Over	Limit	Read	Antenna	Path	Preamp	Ant	Table	Peak	Pol.
Ant.				Limit	Line	Level	Factor	Loss	Factor	Pos	Pos	Avg.	
0		(MHz)	(dBμV/m)	(dB)	(dBμV/m)	(dBμV)	(dB/m)	(dB)	(dB)	(cm)	(deg)	(P/A)	(H/V)
802.11n HT20 CH 52 5260MHz		10520	55.07	-13.13	68.2	61	40.1	17.61	63.64	100	0	P	H
		15780	43.52	-30.48	74	46.46	37.9	21.56	62.4	100	0	P	H
													H
													H
		10520	56.47	-11.73	68.2	62.4	40.1	17.61	63.64	100	0	P	V
		15780	43.61	-30.39	74	46.55	37.9	21.56	62.4	100	0	P	V
													V
													V
802.11n HT20 CH 60 5300MHz		10600	60.59	-13.41	74	66.5	40.1	17.68	63.69	176	344	P	H
		10600	47.52	-6.48	54	53.43	40.1	17.68	63.69	176	344	A	H
		15900	44.75	-29.25	74	47.75	37.9	21.58	62.48	100	0	P	H
													H
		10600	59.86	-14.14	74	65.77	40.1	17.68	63.69	188	351	P	V
		10600	47.34	-6.66	54	53.25	40.1	17.68	63.69	188	351	A	V
		15900	43.91	-30.09	74	46.91	37.9	21.58	62.48	100	0	P	V
													V
802.11n HT20 CH 64 5320MHz		10640	59.32	-14.68	74	65.24	40.1	17.7	63.72	101	352	P	H
		10640	46.55	-7.45	54	52.47	40.1	17.7	63.72	101	352	A	H
		15960	44.17	-29.83	74	47.2	37.9	21.59	62.52	100	0	P	H
													H
		10640	58.25	-15.75	74	64.17	40.1	17.7	63.72	177	358	P	V
		10640	45.3	-8.7	54	51.22	40.1	17.7	63.72	177	358	A	V
		15960	43.75	-30.25	74	46.78	37.9	21.59	62.52	100	0	P	V
													V

Remark

1. No other spurious found.
2. All results are PASS against Peak and Average limit line.

Band 2 5250~5350MHz

WIFI 802.11n HT40 (Band Edge @ 3m)

WIFI Ant.	Note	Frequency	Level	Over Limit	Limit Line	Read Level	Antenna Factor	Path Loss	Preamp Factor	Ant Pos	Table Pos	Peak Avg.	Pol.
0		(MHz)	(dBμV/m)	(dB)	(dBμV/m)	(dBμV)	(dB/m)	(dB)	(dB)	(cm)	(deg)	(P/A)	(H/V)
802.11n HT40 CH 54 5270MHz		5126.14	54.83	-19.17	74	38.64	32.65	13.26	29.72	100	120	P	H
		5045.9	45.96	-8.04	54	29.48	32.74	13.45	29.71	100	120	A	H
	*	5270	113.3	-	-	97.52	32.48	13.03	29.73	100	120	P	H
	*	5270	105.37	-	-	89.59	32.48	13.03	29.73	100	120	A	H
		5350.32	59.97	-14.03	74	44.34	32.38	12.98	29.73	100	120	P	H
		5350.08	51.17	-2.83	54	35.54	32.38	12.98	29.73	100	120	A	H
		5094.86	54.57	-19.43	74	38.27	32.69	13.33	29.72	101	108	P	V
		5087.38	45.35	-8.65	54	29.02	32.7	13.35	29.72	101	108	A	V
	*	5270	110.24	-	-	94.46	32.48	13.03	29.73	101	108	P	V
	*	5270	102.38	-	-	86.6	32.48	13.03	29.73	101	108	A	V
		5364.72	56.73	-17.27	74	41.13	32.36	12.97	29.73	101	108	P	V
		5350.08	48.71	-5.29	54	33.08	32.38	12.98	29.73	101	108	A	V
802.11n HT40 CH 62 5310MHz		5052.36	55.49	-18.51	74	39.03	32.74	13.43	29.71	100	120	P	H
		5006.12	45.19	-8.81	54	28.56	32.79	13.55	29.71	100	120	A	H
	*	5310	106.89	-	-	91.18	32.43	13.01	29.73	100	120	P	H
	*	5310	99.2	-	-	83.49	32.43	13.01	29.73	100	120	A	H
		5350.8	57.88	-16.12	74	42.25	32.38	12.98	29.73	100	120	P	H
		5350.08	50.56	-3.44	54	34.93	32.38	12.98	29.73	100	120	A	H
		5010.2	55.22	-18.78	74	38.6	32.79	13.54	29.71	101	94	P	V
		5078.2	45.12	-8.88	54	28.75	32.71	13.37	29.71	101	94	A	V
	*	5310	104.83	-	-	89.12	32.43	13.01	29.73	101	94	P	V
	*	5310	97.01	-	-	81.3	32.43	13.01	29.73	101	94	A	V
		5351.04	57.2	-16.8	74	41.57	32.38	12.98	29.73	101	94	P	V
		5350.32	48.84	-5.16	54	33.21	32.38	12.98	29.73	101	94	A	V
Remark	1. No other spurious found. 2. All results are PASS against Peak and Average limit line.												

Band 2 5250~5350MHz

WIFI 802.11n HT40 (Harmonic @ 3m)

WIFI	Note	Frequency	Level	Over	Limit	Read	Antenna	Path	Preamp	Ant	Table	Peak	Pol.
Ant.				Limit	Line	Level	Factor	Loss	Factor	Pos	Pos	Avg.	
0		(MHz)	(dBμV/m)	(dB)	(dBμV/m)	(dBμV)	(dB/m)	(dB)	(dB)	(cm)	(deg)	(P/A)	(H/V)
802.11n HT40 CH 54 5270MHz		10540	51.58	-16.62	68.2	57.5	40.1	17.63	63.65	100	0	P	H
		15810	43.51	-30.49	74	46.46	37.9	21.57	62.42	100	0	P	H
													H
													H
		10540	53.85	-14.35	68.2	59.77	40.1	17.63	63.65	100	0	P	V
		15810	43	-31	74	45.95	37.9	21.57	62.42	100	0	P	V
													V
													V
802.11n HT40 CH 62 5310MHz		10620	46.43	-27.57	74	52.34	40.1	17.69	63.7	100	0	P	H
		15930	43.64	-30.36	74	46.65	37.9	21.59	62.5	100	0	P	H
													H
													H
		10620	45.51	-28.49	74	51.42	40.1	17.69	63.7	100	0	P	V
		15930	43.69	-30.31	74	46.7	37.9	21.59	62.5	100	0	P	V
													V
													V

Remark

1. No other spurious found.
2. All results are PASS against Peak and Average limit line.

Band 2 5250~5350MHz

WIFI 802.11ac VHT80 (Band Edge @ 3m)

WIFI Ant. 0	Note	Frequency (MHz)	Level (dBμV/m)	Over Limit (dB)	Limit Line (dBμV/m)	Read Level (dBμV)	Antenna Factor (dB/m)	Path Loss (dB)	Preamp Factor (dB)	Ant Pos (cm)	Table Pos (deg)	Peak Avg. (P/A)	Pol. (H/V)
802.11ac VHT80 CH 58 5290MHz		5060.52	54.1	-19.9	74	37.67	32.73	13.41	29.71	100	121	P	H
		5031.62	45.09	-8.91	54	28.56	32.76	13.48	29.71	100	121	A	H
	*	5290	102.09	-	-	86.35	32.45	13.02	29.73	100	121	P	H
	*	5290	94.74	-	-	79	32.45	13.02	29.73	100	121	A	H
		5358	59.07	-14.93	74	43.45	32.37	12.98	29.73	100	121	P	H
		5350.08	51.71	-2.29	54	36.08	32.38	12.98	29.73	100	121	A	H
		5052.36	54.87	-19.13	74	38.41	32.74	13.43	29.71	101	85	P	V
		5037.74	45.05	-8.95	54	28.54	32.75	13.47	29.71	101	85	A	V
	*	5290	99.89	-	-	84.15	32.45	13.02	29.73	101	85	P	V
	*	5290	92.56	-	-	76.82	32.45	13.02	29.73	101	85	A	V
		5361.84	58.05	-15.95	74	42.44	32.37	12.97	29.73	101	85	P	V
		5353.2	49.59	-4.41	54	33.96	32.38	12.98	29.73	101	85	A	V
Remark	1. No other spurious found. 2. All results are PASS against Peak and Average limit line.												

Band 2 5250~5350MHz

WIFI 802.11ac VHT80 (Harmonic @ 3m)

WIFI	Note	Frequency	Level	Over	Limit	Read	Antenna	Path	Preamp	Ant	Table	Peak	Pol.
Ant.				Limit	Line	Level	Factor	Loss	Factor	Pos	Pos	Avg.	
0		(MHz)	(dBμV/m)	(dB)	(dBμV/m)	(dBμV)	(dB/m)	(dB)	(dB)	(cm)	(deg)	(P/A)	(H/V)
802.11ac VHT80 CH 58 5290MHz		10580	49.02	-19.18	68.2	54.94	40.1	17.66	63.68	100	0	P	H
		15870	45.92	-28.08	74	48.9	37.9	21.58	62.46	100	0	P	H
													H
													H
		10580	47.61	-20.59	68.2	53.53	40.1	17.66	63.68	100	0	P	V
		15870	44.55	-29.45	74	47.53	37.9	21.58	62.46	100	0	P	V
													V
													V
Remark	1. No other spurious found. 2. All results are PASS against Peak and Average limit line.												

Band 3 - 5470~5725MHz

WIFI 802.11a (Band Edge @ 3m)

WIFI Ant. 0	Note	Frequency (MHz)	Level (dBμV/m)	Over Limit (dB)	Limit Line (dBμV/m)	Read Level (dBμV)	Antenna Factor (dB/m)	Path Loss (dB)	Preamp Factor (dB)	Ant Pos (cm)	Table Pos (deg)	Peak Avg. (P/A)	Pol. (H/V)
802.11a CH 100 5500MHz		5455.12	58.71	-15.29	74	43.05	32.25	13.15	29.74	101	118	P	H
		5469.68	58.76	-9.44	68.2	43.06	32.24	13.2	29.74	101	118	P	H
		5452.88	46.91	-7.09	54	31.25	32.26	13.14	29.74	101	118	A	H
	*	5500	114.14	-	-	98.37	32.2	13.31	29.74	101	118	P	H
	*	5500	106.99	-	-	91.22	32.2	13.31	29.74	101	118	A	H
													H
		5435.12	55.05	-18.95	74	39.44	32.28	13.07	29.74	102	88	P	V
		5463.44	55.09	-13.11	68.2	39.41	32.24	13.18	29.74	102	88	P	V
		5452.72	44.41	-9.59	54	28.75	32.26	13.14	29.74	102	88	A	V
	*	5500	109.78	-	-	94.01	32.2	13.31	29.74	102	88	P	V
	*	5500	102.57	-	-	86.8	32.2	13.31	29.74	102	88	A	V
													V
802.11a CH 116 5580MHz		5381.2	54.38	-19.62	74	38.81	32.34	12.96	29.73	102	117	P	H
		5461.36	54.41	-13.79	68.2	38.73	32.25	13.17	29.74	102	117	P	H
		5452.96	44.95	-9.05	54	29.29	32.26	13.14	29.74	102	117	A	H
	*	5580	113.6	-	-	97.41	32.38	13.59	29.78	102	117	P	H
	*	5580	106.38	-	-	90.19	32.38	13.59	29.78	102	117	A	H
		5746.1	54.55	-13.65	68.2	37.62	32.74	14.05	29.86	102	117	P	H
		5448.88	54.46	-19.54	74	38.82	32.26	13.12	29.74	102	92	P	V
		5460.16	53.72	-14.48	68.2	38.05	32.25	13.16	29.74	102	92	P	V
		5452.72	43.98	-10.02	54	28.32	32.26	13.14	29.74	102	92	A	V
	*	5580	109.6	-	-	93.41	32.38	13.59	29.78	102	92	P	V
	*	5580	102.3	-	-	86.11	32.38	13.59	29.78	102	92	A	V
		5748.62	55.04	-13.16	68.2	38.09	32.75	14.06	29.86	102	92	P	V

802.11a CH 140 5700MHz	*	5700	111.1	-	-	94.37	32.64	13.93	29.84	104	122	P	H
	*	5700	103.76	-	-	87.03	32.64	13.93	29.84	104	122	A	H
		5725.16	57.26	-10.94	68.2	40.41	32.7	14	29.85	104	122	P	H
													H
													H
													H
	*	5700	109.52	-	-	92.79	32.64	13.93	29.84	104	95	P	V
	*	5700	101.68	-	-	84.95	32.64	13.93	29.84	104	95	A	V
		5728.76	56.32	-11.88	68.2	39.46	32.7	14.01	29.85	104	95	P	V
													V
													V
													V
Remark	1. No other spurious found. 2. All results are PASS against Peak and Average limit line.												

Band 3 - 5470~5725MHz

WIFI 802.11a (Harmonic @ 3m)

WIFI	Note	Frequency	Level	Over	Limit	Read	Antenna	Path	Preamp	Ant	Table	Peak	Pol.
Ant.				Limit	Line	Level	Factor	Loss	Factor	Pos	Pos	Avg.	
0		(MHz)	(dBμV/m)	(dB)	(dBμV/m)	(dBμV)	(dB/m)	(dB)	(dB)	(cm)	(deg)	(P/A)	(H/V)
802.11a CH 100 5500MHz		11000	58.89	-15.11	74	64.74	40.1	17.99	63.94	330	342	P	H
		11000	47.1	-6.9	54	52.95	40.1	17.99	63.94	330	342	A	H
		16500	46.49	-21.71	68.2	47.03	40.1	22.28	62.92	100	0	P	H
													H
		11000	56.12	-17.88	74	61.97	40.1	17.99	63.94	400	44	P	V
		11000	44	-10	54	49.85	40.1	17.99	63.94	400	44	A	V
		16500	45.41	-22.79	68.2	45.95	40.1	22.28	62.92	100	0	P	V
													V
802.11a CH 116 5580MHz		11160	57.29	-16.71	74	62.83	39.97	18.12	63.63	100	230	P	H
		11160	44.48	-9.52	54	50.02	39.97	18.12	63.63	100	230	A	H
		16740	46.51	-21.69	68.2	45.56	40.96	22.6	62.61	100	0	P	H
													H
		11160	59.55	-14.45	74	65.09	39.97	18.12	63.63	347	151	P	V
		11160	47.28	-6.72	54	52.82	39.97	18.12	63.63	347	151	A	V
		16740	47.79	-20.41	68.2	46.84	40.96	22.6	62.61	100	0	P	V
													V
802.11a CH 140 5700MHz		11400	58.93	-15.07	74	64.01	39.78	18.3	63.16	100	357	P	H
		11400	48.16	-5.84	54	53.24	39.78	18.3	63.16	100	357	A	H
		17100	47.86	-20.34	68.2	44.6	42.42	23.09	62.25	100	0	P	H
													H
		11400	56.5	-17.5	74	61.58	39.78	18.3	63.16	174	331	P	V
		11400	45.68	-8.32	54	50.76	39.78	18.3	63.16	174	331	A	V
		17100	47.87	-20.33	68.2	44.61	42.42	23.09	62.25	100	0	P	V
													V
Remark	1. No other spurious found. 2. All results are PASS against Peak and Average limit line.												

Band 3 - 5470~5725MHz

WIFI 802.11n HT20 (Band Edge @ 3m)

WIFI Ant. 0	Note	Frequency (MHz)	Level (dBμV/m)	Over Limit (dB)	Limit Line (dBμV/m)	Read Level (dBμV)	Antenna Factor (dB/m)	Path Loss (dB)	Preamp Factor (dB)	Ant Pos (cm)	Table Pos (deg)	Peak Avg. (P/A)	Pol. (H/V)
802.11n HT20 CH 100 5500MHz		5452.72	59.51	-14.49	74	43.85	32.26	13.14	29.74	101	119	P	H
		5465.52	59.42	-8.78	68.2	43.74	32.24	13.18	29.74	101	119	P	H
		5442.32	48.77	-5.23	54	33.14	32.27	13.1	29.74	101	119	A	H
	*	5500	112.96	-	-	97.19	32.2	13.31	29.74	101	119	P	H
	*	5500	105.76	-	-	89.99	32.2	13.31	29.74	101	119	A	H
													H
		5457.52	56.2	-17.8	74	40.54	32.25	13.15	29.74	102	93	P	V
		5466.32	56.91	-11.29	68.2	41.22	32.24	13.19	29.74	102	93	P	V
		5452.88	45.78	-8.22	54	30.12	32.26	13.14	29.74	102	93	A	V
	*	5500	109.67	-	-	93.9	32.2	13.31	29.74	102	93	P	V
	*	5500	102.43	-	-	86.66	32.2	13.31	29.74	102	93	A	V
													V
802.11n HT20 CH 116 5580MHz		5455.6	55.22	-18.78	74	39.56	32.25	13.15	29.74	106	117	P	H
		5469.76	55.02	-13.18	68.2	39.32	32.24	13.2	29.74	106	117	P	H
		5452.72	44.51	-9.49	54	28.85	32.26	13.14	29.74	106	117	A	H
	*	5580	112.72	-	-	96.53	32.38	13.59	29.78	106	117	P	H
	*	5580	105.6	-	-	89.41	32.38	13.59	29.78	106	117	A	H
		5753.66	54.87	-13.33	68.2	37.9	32.76	14.07	29.86	106	117	P	H
		5378.56	53.8	-20.2	74	38.22	32.35	12.96	29.73	101	93	P	V
		5462.08	53.47	-14.73	68.2	37.79	32.25	13.17	29.74	101	93	P	V
		5452.72	43.45	-10.55	54	27.79	32.26	13.14	29.74	101	93	A	V
	*	5580	110.59	-	-	94.4	32.38	13.59	29.78	101	93	P	V
	*	5580	103.42	-	-	87.23	32.38	13.59	29.78	101	93	A	V
		5756.81	54.24	-13.96	68.2	37.26	32.76	14.08	29.86	101	93	P	V

	*	5700	114.71	-	-	97.98	32.64	13.93	29.84	101	118	P	H
	*	5700	103.86	-	-	87.13	32.64	13.93	29.84	101	118	A	H
		5727.08	57.47	-10.73	68.2	40.62	32.7	14	29.85	101	118	P	H
													H
802.11n													H
HT20													H
CH 140	*	5700	108.47	-	-	91.74	32.64	13.93	29.84	109	89	P	V
5700MHz	*	5700	101.18	-	-	84.45	32.64	13.93	29.84	109	89	A	V
		5726.84	57	-11.2	68.2	40.15	32.7	14	29.85	109	89	P	V
													V
													V
													V
Remark	1. No other spurious found. 2. All results are PASS against Peak and Average limit line.												

Band 3 - 5470~5725MHz

WIFI 802.11n HT20 (Harmonic @ 3m)

WIFI	Note	Frequency	Level	Over	Limit	Read	Antenna	Path	Preamp	Ant	Table	Peak	Pol.
Ant.				Limit	Line	Level	Factor	Loss	Factor	Pos	Pos	Avg.	
0		(MHz)	(dBμV/m)	(dB)	(dBμV/m)	(dBμV)	(dB/m)	(dB)	(dB)	(cm)	(deg)	(P/A)	(H/V)
802.11n HT20 CH 100 5500MHz		11000	56.71	-17.29	74	62.56	40.1	17.99	63.94	100	299	P	H
		11000	43.39	-10.61	54	49.24	40.1	17.99	63.94	100	299	A	H
		16500	44.96	-23.24	68.2	45.5	40.1	22.28	62.92	100	0	P	H
													H
		11000	56.31	-17.69	74	62.16	40.1	17.99	63.94	101	340	P	V
		11000	43.2	-10.8	54	49.05	40.1	17.99	63.94	101	340	A	V
		16500	44.6	-23.6	68.2	45.14	40.1	22.28	62.92	100	0	P	V
													V
802.11n HT20 CH 116 5580MHz		11160	61.32	-12.68	74	66.86	39.97	18.12	63.63	101	344	P	H
		11160	47.57	-6.43	54	53.11	39.97	18.12	63.63	101	344	A	H
		16740	46.86	-21.34	68.2	45.91	40.96	22.6	62.61	100	0	P	H
													H
		11160	61.43	-12.57	74	66.97	39.97	18.12	63.63	100	329	P	V
		11160	47.47	-6.53	54	53.01	39.97	18.12	63.63	100	329	A	V
		16740	46.86	-21.34	68.2	45.91	40.96	22.6	62.61	100	0	P	V
													V
802.11n HT20 CH 140 5700MHz		11400	62.56	-11.44	74	67.64	39.78	18.3	63.16	101	357	P	H
		11400	48.92	-5.08	54	54	39.78	18.3	63.16	101	357	A	H
		17100	47.59	-20.61	68.2	44.33	42.42	23.09	62.25	100	0	P	H
													H
		11400	59.26	-14.74	74	64.34	39.78	18.3	63.16	172	333	P	V
		11400	45.61	-8.39	54	50.69	39.78	18.3	63.16	172	333	A	V
		17100	47.51	-20.69	68.2	44.27	42.41	23.08	62.25	100	0	P	V
													V
Remark	1. No other spurious found. 2. All results are PASS against Peak and Average limit line.												

Band 3 - 5470~5725MHz

WIFI 802.11n HT40 (Band Edge @ 3m)

WIFI Ant.	Note	Frequency (MHz)	Level (dBμV/m)	Over Limit (dB)	Limit Line (dBμV/m)	Read Level (dBμV)	Antenna Factor (dB/m)	Path Loss (dB)	Preamp Factor (dB)	Ant Pos (cm)	Table Pos (deg)	Peak Avg. (P/A)	Pol. (H/V)
802.11n HT40 CH 102 5510MHz		5459.68	60.88	-13.12	74	45.21	32.25	13.16	29.74	100	120	P	H
		5466.88	63.04	-5.16	68.2	47.35	32.24	13.19	29.74	100	120	P	H
		5459.44	51.51	-2.49	54	35.84	32.25	13.16	29.74	100	120	A	H
	*	5510	111.68	-	-	95.86	32.22	13.34	29.74	100	120	P	H
	*	5510	103.97	-	-	88.15	32.22	13.34	29.74	100	120	A	H
		5738.225	56.26	-11.94	68.2	39.36	32.72	14.03	29.85	100	120	P	H
		5456.56	56.21	-17.79	74	40.55	32.25	13.15	29.74	104	109	P	V
		5470	60.91	-7.29	68.2	45.21	32.24	13.2	29.74	104	109	P	V
		5459.68	49.05	-4.95	54	33.38	32.25	13.16	29.74	104	109	A	V
	*	5510	108.09	-	-	92.27	32.22	13.34	29.74	104	109	P	V
	*	5510	100.37	-	-	84.55	32.22	13.34	29.74	104	109	A	V
		5733.5	56.68	-11.52	68.2	39.8	32.71	14.02	29.85	104	109	P	V
802.11n HT40 CH 110 5550MHz		5459.92	55.49	-18.51	74	39.82	32.25	13.16	29.74	100	122	P	H
		5460.16	56.4	-11.8	68.2	40.73	32.25	13.16	29.74	100	122	P	H
		5452.72	46.31	-7.69	54	30.65	32.26	13.14	29.74	100	122	A	H
	*	5550	110.1	-	-	94.07	32.31	13.48	29.76	100	122	P	H
	*	5550	102.32	-	-	86.29	32.31	13.48	29.76	100	122	A	H
		5756.495	53.63	-14.57	68.2	36.65	32.76	14.08	29.86	100	122	P	H
		5429.92	54.54	-19.46	74	38.94	32.28	13.06	29.74	100	107	P	V
		5467.12	54.04	-14.16	68.2	38.35	32.24	13.19	29.74	100	107	P	V
		5452.96	45.54	-8.46	54	29.88	32.26	13.14	29.74	100	107	A	V
	*	5550	108.06	-	-	92.03	32.31	13.48	29.76	100	107	P	V
	*	5550	100.28	-	-	84.25	32.31	13.48	29.76	100	107	A	V
		5741.375	54.33	-13.87	68.2	37.42	32.73	14.04	29.86	100	107	P	V

802.11n HT40 CH 134 5670MHz		5447.3	54.87	-19.13	74	39.23	32.26	13.12	29.74	100	121	P	H
		5463.4	53.53	-14.67	68.2	37.85	32.24	13.18	29.74	100	121	P	H
		5447.65	47.64	-6.36	54	32	32.26	13.12	29.74	100	121	A	H
	*	5670	110.36	-	-	93.76	32.57	13.85	29.82	100	121	P	H
	*	5670	102.21	-	-	85.61	32.57	13.85	29.82	100	121	A	H
		5726.85	60.5	-7.7	68.2	43.65	32.7	14	29.85	100	121	P	H
		5446.95	54.82	-19.18	74	39.18	32.26	13.12	29.74	101	102	P	V
		5468.3	52.03	-16.17	68.2	36.34	32.24	13.19	29.74	101	102	P	V
		5447.3	46.56	-7.44	54	30.92	32.26	13.12	29.74	101	102	A	V
	*	5670	107.83	-	-	91.23	32.57	13.85	29.82	101	102	P	V
	*	5670	99.63	-	-	83.03	32.57	13.85	29.82	101	102	A	V
		5725.275	60.11	-8.09	68.2	43.26	32.7	14	29.85	101	102	P	V
Remark	1. No other spurious found. 2. All results are PASS against Peak and Average limit line.												

Band 3 - 5470~5725MHz

WIFI 802.11n HT40 (Harmonic @ 3m)

WIFI	Note	Frequency	Level	Over	Limit	Read	Antenna	Path	Preamp	Ant	Table	Peak	Pol.
Ant.				Limit	Line	Level	Factor	Loss	Factor	Pos	Pos	Avg.	
0		(MHz)	(dBμV/m)	(dB)	(dBμV/m)	(dBμV)	(dB/m)	(dB)	(dB)	(cm)	(deg)	(P/A)	(H/V)
802.11n HT40 CH 102 5510MHz		11020	56.43	-17.57	74	62.25	40.08	18	63.9	326	350	P	H
		11020	46.73	-7.27	54	52.55	40.08	18	63.9	326	350	A	H
		16530	47.01	-21.19	68.2	47.36	40.21	22.32	62.88	100	0	P	H
													H
		11020	55.84	-18.16	74	61.66	40.08	18	63.9	101	6	P	V
		11020	45.76	-8.24	54	51.58	40.08	18	63.9	101	6	A	V
		16530	46.8	-21.4	68.2	47.15	40.21	22.32	62.88	100	0	P	V
													V
802.11n HT40 CH 110 5550MHz		11100	56.59	-17.41	74	62.25	40.02	18.07	63.75	395	343	P	H
		11100	47.91	-6.09	54	53.57	40.02	18.07	63.75	395	343	A	H
		16650	46.32	-21.88	68.2	45.93	40.64	22.48	62.73	100	0	P	H
													H
		11100	56.1	-17.9	74	61.76	40.02	18.07	63.75	180	338	P	V
		11100	46.69	-7.31	54	52.35	40.02	18.07	63.75	180	338	A	V
		16650	46.97	-21.23	68.2	46.58	40.64	22.48	62.73	100	0	P	V
													V
802.11n HT40 CH 134 5670MHz		11340	58.15	-15.85	74	63.34	39.83	18.26	63.28	100	339	P	H
		11340	49.15	-4.85	54	54.34	39.83	18.26	63.28	100	339	A	H
		17010	48.41	-19.79	68.2	45.78	41.95	22.96	62.28	100	0	P	H
													H
		11340	57.47	-16.53	74	62.66	39.83	18.26	63.28	100	357	P	V
		11340	48.68	-5.32	54	53.87	39.83	18.26	63.28	100	357	A	V
		17010	48.26	-19.94	68.2	45.63	41.95	22.96	62.28	100	0	P	V
													V

Remark

1. No other spurious found.
2. All results are PASS against Peak and Average limit line.

Band 3 - 5470~5725MHz

WIFI 802.11ac VHT80 (Band Edge @ 3m)

WIFI Ant. 0	Note	Frequency (MHz)	Level (dBμV/m)	Over Limit (dB)	Limit Line (dBμV/m)	Read Level (dBμV)	Antenna Factor (dB/m)	Path Loss (dB)	Preamp Factor (dB)	Ant Pos (cm)	Table Pos (deg)	Peak Avg. (P/A)	Pol. (H/V)
802.11ac VHT80 CH 106 5530MHz		5452.24	59.8	-14.2	74	44.14	32.26	13.14	29.74	100	121	P	H
		5465.44	62.3	-5.9	68.2	46.62	32.24	13.18	29.74	100	121	P	H
		5457.76	51.77	-2.23	54	36.1	32.25	13.16	29.74	100	121	A	H
	*	5530	104.67	-	-	88.74	32.27	13.41	29.75	100	121	P	H
	*	5530	97.23	-	-	81.3	32.27	13.41	29.75	100	121	A	H
		5733.185	54.58	-13.62	68.2	37.7	32.71	14.02	29.85	100	121	P	H
		5452.96	57.98	-16.02	74	42.32	32.26	13.14	29.74	100	83	P	V
		5464.48	58.37	-9.83	68.2	42.69	32.24	13.18	29.74	100	83	P	V
		5457.76	49.93	-4.07	54	34.26	32.25	13.16	29.74	100	83	A	V
	*	5530	101.99	-	-	86.06	32.27	13.41	29.75	100	83	P	V
	*	5530	94.21	-	-	78.28	32.27	13.41	29.75	100	83	A	V
		5753.345	55.39	-12.81	68.2	38.42	32.76	14.07	29.86	100	83	P	V
Remark	1. No other spurious found. 2. All results are PASS against Peak and Average limit line.												

Band 3 5470~5725MHz

WIFI 802.11ac VHT80 (Harmonic @ 3m)

WIFI	Note	Frequency	Level	Over	Limit	Read	Antenna	Path	Preamp	Ant	Table	Peak	Pol.
Ant.				Limit	Line	Level	Factor	Loss	Factor	Pos	Pos	Avg.	
0		(MHz)	(dBμV/m)	(dB)	(dBμV/m)	(dBμV)	(dB/m)	(dB)	(dB)	(cm)	(deg)	(P/A)	(H/V)
802.11ac VHT80 CH 106 5530MHz		11060	46.41	-27.59	74	52.15	40.05	18.03	63.82	100	0	P	H
		16590	45.98	-22.22	68.2	45.97	40.42	22.39	62.8	100	0	P	H
													H
													H
		11060	46.04	-27.96	74	51.78	40.05	18.03	63.82	100	0	P	V
		16590	45.31	-22.89	68.2	45.3	40.42	22.39	62.8	100	0	P	V
													V
													V

Remark

1. No other spurious found.
2. All results are PASS against Peak and Average limit line.

Emission below 1GHz

WIFI 802.11n HT40 (LF @ 3m)

WIFI Ant. 0	Note	Frequency (MHz)	Level (dBμV/m)	Over Limit (dB)	Limit Line (dBμV/m)	Read Level (dBμV)	Antenna Factor (dB/m)	Path Loss (dB)	Preamp Factor (dB)	Ant Pos (cm)	Table Pos (deg)	Peak Avg. (P/A)	Pol. (H/V)
802.11n HT40 LF		32.91	22.03	-17.97	40	31.16	23.05	0.27	32.45	-	-	P	H
		115.36	34.1	-9.4	43.5	48.14	17.17	1.16	32.37	100	0	P	H
		159.98	31.48	-12.02	43.5	45.69	16.6	1.55	32.36	-	-	P	H
		561.56	27.5	-18.5	46	30.25	26.24	3.65	32.64	-	-	P	H
		914.64	33.43	-12.57	46	31.01	29.44	4.64	31.66	-	-	P	H
		959.26	34.45	-11.55	46	29.93	30.99	4.8	31.27	-	-	P	H
													H
													H
													H
													H
													H
													H
		38.73	23.24	-16.76	40	35.41	19.84	0.43	32.44	-	-	P	V
		115.36	28.44	-15.06	43.5	42.48	17.17	1.16	32.37	-	-	P	V
		261.83	21.47	-24.53	46	31.79	19.75	2.33	32.4	-	-	P	V
		526.64	25.91	-20.09	46	31	24.07	3.45	32.61	-	-	P	V
		742.95	31.58	-14.42	46	31.47	28.1	4.47	32.46	-	-	P	V
		958.29	33.73	-12.27	46	29.27	30.96	4.78	31.28	100	0	P	V
													V
													V
													V
													V
													V
													V

Remark

1. No other spurious found.
2. All results are PASS against limit line.

Band 1 - 5150~5250MHz

WIFI 802.11a (Band Edge @ 3m)

WIFI Ant. 3	Note	Frequency (MHz)	Level (dBμV/m)	Over Limit (dB)	Limit Line (dBμV/m)	Read Level (dBμV)	Antenna Factor (dB/m)	Path Loss (dB)	Preamp Factor (dB)	Ant Pos (cm)	Table Pos (deg)	Peak Avg. (P/A)	Pol. (H/V)
802.11a CH 36 5180MHz		5003.38	54.77	-19.23	74	38.13	32.8	13.55	29.71	120	352	P	H
		5147.94	44.51	-9.49	54	28.41	32.62	13.2	29.72	120	352	A	H
	*	5180	108.15	-	-	92.16	32.58	13.13	29.72	120	352	P	H
	*	5180	99.18	-	-	83.19	32.58	13.13	29.72	120	352	A	H
													H
													H
		5046.54	54.4	-19.6	74	37.92	32.74	13.45	29.71	115	7	P	V
		5054.34	43.87	-10.13	54	27.42	32.73	13.43	29.71	115	7	A	V
	*	5180	100.51	-	-	84.52	32.58	13.13	29.72	115	7	P	V
	*	5180	92.45	-	-	76.46	32.58	13.13	29.72	115	7	A	V
													V
													V
802.11a CH 44 5220MHz		5100.88	54.77	-19.23	74	38.49	32.68	13.32	29.72	114	360	P	H
		5085.02	44.32	-9.68	54	27.98	32.7	13.36	29.72	114	360	A	H
	*	5220	108.54	-	-	92.65	32.54	13.07	29.72	114	360	P	H
	*	5220	101.07	-	-	85.18	32.54	13.07	29.72	114	360	A	H
		5405.96	52.81	-21.19	74	37.26	32.31	12.97	29.73	114	360	P	H
		5368.72	43.22	-10.78	54	27.62	32.36	12.97	29.73	114	360	A	H
		5026	54.61	-19.39	74	38.05	32.77	13.5	29.71	140	6	P	V
		5090.74	44.22	-9.78	54	27.91	32.69	13.34	29.72	140	6	A	V
	*	5220	103.99	-	-	88.1	32.54	13.07	29.72	140	6	P	V
	*	5220	96.31	-	-	80.42	32.54	13.07	29.72	140	6	A	V
		5451.32	53.65	-20.35	74	38	32.26	13.13	29.74	140	6	P	V
		5428.64	42.95	-11.05	54	27.35	32.29	13.05	29.74	140	6	A	V

802.11a CH 48 5240MHz		5087.62	55.54	-18.46	74	39.22	32.69	13.35	29.72	100	360	P	H
		5131.04	44.08	-9.92	54	27.91	32.64	13.25	29.72	100	360	A	H
	*	5240	108.7	-	-	92.86	32.51	13.05	29.72	100	360	P	H
	*	5240	101.19	-	-	85.35	32.51	13.05	29.72	100	360	A	H
		5357.24	53.65	-20.35	74	38.03	32.37	12.98	29.73	100	360	P	H
		5376.28	43.33	-10.67	54	27.74	32.35	12.97	29.73	100	360	A	H
		5043.68	54.1	-19.9	74	37.6	32.75	13.46	29.71	125	19	P	V
		5082.16	43.9	-10.1	54	27.55	32.7	13.36	29.71	125	19	A	V
	*	5240	104.36	-	-	88.52	32.51	13.05	29.72	125	19	P	V
	*	5240	95.25	-	-	79.41	32.51	13.05	29.72	125	19	A	V
		5366.48	53.53	-20.47	74	37.93	32.36	12.97	29.73	125	19	P	V
		5443.2	42.97	-11.03	54	27.34	32.27	13.1	29.74	125	19	A	V
Remark	1. No other spurious found. 2. All results are PASS against Peak and Average limit line.												

Band 1 5150~5250MHz

WIFI 802.11a (Harmonic @ 3m)

WIFI	Note	Frequency	Level	Over	Limit	Read	Antenna	Path	Preamp	Ant	Table	Peak	Pol.
Ant.				Limit	Line	Level	Factor	Loss	Factor	Pos	Pos	Avg.	
3		(MHz)	(dBμV/m)	(dB)	(dBμV/m)	(dBμV)	(dB/m)	(dB)	(dB)	(cm)	(deg)	(P/A)	(H/V)
802.11a CH 36 5180MHz		10360	50.72	-17.48	68.2	57.16	39.9	17.48	63.82	100	0	P	H
		15540	46.83	-27.17	74	49.66	37.9	21.51	62.24	100	0	P	H
													H
													H
		10360	49.95	-18.25	68.2	56.39	39.9	17.48	63.82	100	0	P	V
		15540	45.44	-28.56	74	48.27	37.9	21.51	62.24	100	0	P	V
													V
													V
802.11a CH 44 5220MHz		10440	50.17	-18.03	68.2	56.31	40.02	17.55	63.71	100	0	P	H
		15660	44.93	-29.07	74	47.82	37.9	21.53	62.32	100	0	P	H
													H
													H
		10440	49.19	-19.01	68.2	55.33	40.02	17.55	63.71	100	0	P	V
		15660	44.94	-29.06	74	47.83	37.9	21.53	62.32	100	0	P	V
													V
													V
802.11a CH 48 5240MHz		10480	49.75	-18.45	68.2	55.76	40.07	17.58	63.66	100	0	P	H
		15720	44.33	-29.67	74	47.25	37.9	21.54	62.36	100	0	P	H
													H
													H
		10480	49.58	-18.62	68.2	55.59	40.07	17.58	63.66	100	0	P	V
		15720	44.57	-29.43	74	47.49	37.9	21.54	62.36	100	0	P	V
													V
													V
Remark	1. No other spurious found. 2. All results are PASS against Peak and Average limit line.												

Band 1 5150~5250MHz

WIFI 802.11n HT20 (Band Edge @ 3m)

WIFI Ant. 3	Note	Frequency (MHz)	Level (dBμV/m)	Over Limit (dB)	Limit Line (dBμV/m)	Read Level (dBμV)	Antenna Factor (dB/m)	Path Loss (dB)	Preamp Factor (dB)	Ant Pos (cm)	Table Pos (deg)	Peak Avg. (P/A)	Pol. (H/V)
802.11n HT20 CH 36 5180MHz		5035.36	55	-19	74	38.47	32.76	13.48	29.71	108	360	P	H
		5150	45.17	-8.83	54	29.07	32.62	13.2	29.72	108	360	A	H
	*	5180	108.6	-	-	92.61	32.58	13.13	29.72	108	360	P	H
	*	5180	100.18	-	-	84.19	32.58	13.13	29.72	108	360	A	H
													H
													H
		5084.76	54.22	-19.78	74	37.88	32.7	13.36	29.72	145	8	P	V
		5089.44	44.2	-9.8	54	27.88	32.69	13.35	29.72	145	8	A	V
	*	5180	102.35	-	-	86.36	32.58	13.13	29.72	145	8	P	V
	*	5180	94.45	-	-	78.46	32.58	13.13	29.72	145	8	A	V
													V
													V
802.11n HT20 CH 44 5220MHz		5146.38	54.97	-19.03	74	38.86	32.62	13.21	29.72	107	360	P	H
		5143	44.28	-9.72	54	28.15	32.63	13.22	29.72	107	360	A	H
	*	5220	108.87	-	-	92.98	32.54	13.07	29.72	107	360	P	H
	*	5220	100.89	-	-	85	32.54	13.07	29.72	107	360	A	H
		5354.16	53.77	-20.23	74	38.14	32.38	12.98	29.73	107	360	P	H
		5350.24	43.32	-10.68	54	27.69	32.38	12.98	29.73	107	360	A	H
		5062.4	55.23	-18.77	74	38.8	32.73	13.41	29.71	140	7	P	V
		5074.36	44.02	-9.98	54	27.64	32.71	13.38	29.71	140	7	A	V
	*	5220	101.56	-	-	85.67	32.54	13.07	29.72	140	7	P	V
	*	5220	96.06	-	-	80.17	32.54	13.07	29.72	140	7	A	V
		5449.36	53.96	-20.04	74	38.31	32.26	13.13	29.74	140	7	P	V
		5453	43.21	-10.79	54	27.55	32.26	13.14	29.74	140	7	A	V

802.11n HT20 CH 48 5240MHz		5139.36	55.47	-18.53	74	39.33	32.63	13.23	29.72	101	15	P	H
		5092.3	44.7	-9.3	54	28.39	32.69	13.34	29.72	101	15	A	H
	*	5240	109.31	-	-	93.47	32.51	13.05	29.72	101	15	P	H
	*	5240	101.02	-	-	85.18	32.51	13.05	29.72	101	15	A	H
		5455.24	54.32	-19.68	74	38.66	32.25	13.15	29.74	101	15	P	H
		5353.32	43.72	-10.28	54	28.09	32.38	12.98	29.73	101	15	A	H
		5010.14	56.16	-17.84	74	39.54	32.79	13.54	29.71	310	6	P	V
		5035.36	44.53	-9.47	54	28	32.76	13.48	29.71	310	6	A	V
	*	5240	103.72	-	-	87.88	32.51	13.05	29.72	310	6	P	V
	*	5240	95.98	-	-	80.14	32.51	13.05	29.72	310	6	A	V
		5376.84	54.74	-19.26	74	39.15	32.35	12.97	29.73	310	6	P	V
		5410.16	43.45	-10.55	54	27.88	32.31	12.99	29.73	310	6	A	V
Remark	1. No other spurious found. 2. All results are PASS against Peak and Average limit line.												

Band 1 5150~5250MHz

WIFI 802.11n HT20 (Harmonic @ 3m)

WIFI	Note	Frequency	Level	Over	Limit	Read	Antenna	Path	Preamp	Ant	Table	Peak	Pol.
Ant.				Limit	Line	Level	Factor	Loss	Factor	Pos	Pos	Avg.	
3		(MHz)	(dBμV/m)	(dB)	(dBμV/m)	(dBμV)	(dB/m)	(dB)	(dB)	(cm)	(deg)	(P/A)	(H/V)
802.11n HT20 CH 36 5180MHz		10360	49.15	-19.05	68.2	55.59	39.9	17.48	63.82	100	0	P	H
		15540	44.91	-29.09	74	47.74	37.9	21.51	62.24	100	0	P	H
													H
													H
		10360	49.34	-18.86	68.2	55.78	39.9	17.48	63.82	100	0	P	V
		15540	44.44	-29.56	74	47.27	37.9	21.51	62.24	100	0	P	V
													V
													V
802.11n HT20 CH 44 5220MHz		10440	49.06	-19.14	68.2	55.2	40.02	17.55	63.71	100	0	P	H
		15660	44.87	-29.13	74	47.76	37.9	21.53	62.32	100	0	P	H
													H
													H
		10440	48.46	-19.74	68.2	54.6	40.02	17.55	63.71	100	0	P	V
		15660	44.22	-29.78	74	47.11	37.9	21.53	62.32	100	0	P	V
													V
													V
802.11n HT20 CH 48 5240MHz		10480	51.55	-16.65	68.2	57.56	40.07	17.58	63.66	100	0	P	H
		15720	47.29	-26.71	74	50.21	37.9	21.54	62.36	100	0	P	H
													H
													H
		10480	50.6	-17.6	68.2	56.61	40.07	17.58	63.66	100	0	P	V
		15720	46.12	-27.88	74	49.04	37.9	21.54	62.36	100	0	P	V
													V
													V
Remark	1. No other spurious found. 2. All results are PASS against Peak and Average limit line.												

Band 1 5150~5250MHz

WIFI 802.11n HT40 (Band Edge @ 3m)

WIFI Ant.	Note	Frequency (MHz)	Level (dBμV/m)	Over Limit (dB)	Limit Line (dBμV/m)	Read Level (dBμV)	Antenna Factor (dB/m)	Path Loss (dB)	Preamp Factor (dB)	Ant Pos (cm)	Table Pos (deg)	Peak Avg. (P/A)	Pol. (H/V)
802.11n HT40 CH 38 5190MHz		5145.86	60.77	-13.23	74	44.66	32.62	13.21	29.72	110	14	P	H
		5149.5	51.2	-2.8	54	35.1	32.62	13.2	29.72	110	14	A	H
	*	5190	104.77	-	-	88.82	32.57	13.1	29.72	110	14	P	H
	*	5190	96.87	-	-	80.92	32.57	13.1	29.72	110	14	A	H
		5415.76	55.51	-18.49	74	39.93	32.3	13.01	29.73	110	14	P	H
		5412.96	46.28	-7.72	54	30.71	32.3	13	29.73	110	14	A	H
		5093.6	56.31	-17.69	74	40	32.69	13.34	29.72	373	18	P	V
		5149.76	46.71	-7.29	54	30.61	32.62	13.2	29.72	373	18	A	V
	*	5190	98.54	-	-	82.59	32.57	13.1	29.72	373	18	P	V
	*	5190	90.83	-	-	74.88	32.57	13.1	29.72	373	18	A	V
		5455.52	54.78	-19.22	74	39.12	32.25	13.15	29.74	373	18	P	V
		5419.68	44.64	-9.36	54	29.06	32.3	13.02	29.74	373	18	A	V
802.11n HT40 CH 46 5230MHz		5114.66	55.59	-18.41	74	39.37	32.66	13.28	29.72	108	15	P	H
		5131.56	45.87	-8.13	54	29.71	32.64	13.24	29.72	108	15	A	H
	*	5230	105.5	-	-	89.64	32.52	13.06	29.72	108	15	P	H
	*	5230	97.57	-	-	81.71	32.52	13.06	29.72	108	15	A	H
		5454.96	55.3	-18.7	74	39.64	32.25	13.15	29.74	108	15	P	H
		5453.84	47.53	-6.47	54	31.87	32.26	13.14	29.74	108	15	A	H
		5050.44	55.66	-18.34	74	39.19	32.74	13.44	29.71	367	17	P	V
		5111.02	45.61	-8.39	54	29.37	32.67	13.29	29.72	367	17	A	V
	*	5230	99.48	-	-	83.62	32.52	13.06	29.72	367	17	P	V
	*	5230	91.65	-	-	75.79	32.52	13.06	29.72	367	17	A	V
		5424.44	53.9	-20.1	74	38.31	32.29	13.04	29.74	367	17	P	V
		5453.28	45.55	-8.45	54	29.89	32.26	13.14	29.74	367	17	A	V
Remark	1. No other spurious found. 2. All results are PASS against Peak and Average limit line.												

Band 1 5150~5250MHz

WIFI 802.11n HT40 (Harmonic @ 3m)

WIFI	Note	Frequency	Level	Over	Limit	Read	Antenna	Path	Preamp	Ant	Table	Peak	Pol.
Ant.				Limit	Line	Level	Factor	Loss	Factor	Pos	Pos	Avg.	
3		(MHz)	(dBμV/m)	(dB)	(dBμV/m)	(dBμV)	(dB/m)	(dB)	(dB)	(cm)	(deg)	(P/A)	(H/V)
802.11n HT40 CH 38 5190MHz		10380	49	-19.2	68.2	55.36	39.93	17.5	63.79	100	0	P	H
		15570	45.49	-28.51	74	48.33	37.9	21.52	62.26	100	0	P	H
													H
													H
		10380	48.57	-19.63	68.2	54.93	39.93	17.5	63.79	100	0	P	V
		15570	45.74	-28.26	74	48.58	37.9	21.52	62.26	100	0	P	V
													V
													V
802.11n HT40 CH 46 5230MHz		10460	49.79	-18.41	68.2	55.87	40.04	17.56	63.68	100	0	P	H
		15690	46.64	-27.36	74	49.54	37.9	21.54	62.34	100	0	P	H
													H
													H
		10460	48.91	-19.29	68.2	54.99	40.04	17.56	63.68	100	0	P	V
		15690	45.8	-28.2	74	48.7	37.9	21.54	62.34	100	0	P	V
													V
													V
Remark	1. No other spurious found. 2. All results are PASS against Peak and Average limit line.												

Band 1 5150~5250MHz

WIFI 802.11ac VHT80 (Band Edge @ 3m)

WIFI Ant. 3	Note	Frequency (MHz)	Level (dBμV/m)	Over Limit (dB)	Limit Line (dBμV/m)	Read Level (dBμV)	Antenna Factor (dB/m)	Path Loss (dB)	Preamp Factor (dB)	Ant Pos (cm)	Table Pos (deg)	Peak Avg. (P/A)	Pol. (H/V)
802.11ac VHT80 CH 42 5210MHz		5145.08	59.24	-14.76	74	43.12	32.63	13.21	29.72	114	360	P	H
		5145.08	50.06	-3.94	54	33.94	32.63	13.21	29.72	114	360	A	H
	*	5210	100.65	-	-	84.75	32.55	13.07	29.72	114	360	P	H
	*	5210	93.19	-	-	77.29	32.55	13.07	29.72	114	360	A	H
		5429.76	54.89	-19.11	74	39.29	32.28	13.06	29.74	114	360	P	H
		5431.44	45.25	-8.75	54	29.65	32.28	13.06	29.74	114	360	A	H
		5135.46	57.06	-16.94	74	40.91	32.64	13.23	29.72	136	9	P	V
		5147.68	46.68	-7.32	54	30.57	32.62	13.21	29.72	136	9	A	V
	*	5210	95.74	-	-	79.84	32.55	13.07	29.72	136	9	P	V
	*	5210	88.1	-	-	72.2	32.55	13.07	29.72	136	9	A	V
		5413.52	53.79	-20.21	74	38.22	32.3	13	29.73	136	9	P	V
		5421.64	44.78	-9.22	54	29.2	32.29	13.03	29.74	136	9	A	V
Remark	1. No other spurious found. 2. All results are PASS against Peak and Average limit line.												

Band 1 5150~5250MHz

WIFI 802.11ac VHT80 (Harmonic @ 3m)

WIFI	Note	Frequency	Level	Over	Limit	Read	Antenna	Path	Preamp	Ant	Table	Peak	Pol.
Ant.				Limit	Line	Level	Factor	Loss	Factor	Pos	Pos	Avg.	
3		(MHz)	(dBμV/m)	(dB)	(dBμV/m)	(dBμV)	(dB/m)	(dB)	(dB)	(cm)	(deg)	(P/A)	(H/V)
802.11ac VHT80 CH 42 5210MHz		10420	48	-20.2	68.2	54.22	39.99	17.53	63.74	100	0	P	H
		15630	46.16	-27.84	74	49.03	37.9	21.53	62.3	100	0	P	H
													H
													H
		10420	47.4	-20.8	68.2	53.62	39.99	17.53	63.74	100	0	P	V
		15630	45.26	-28.74	74	48.13	37.9	21.53	62.3	100	0	P	V
													V
													V

Remark

1. No other spurious found.
2. All results are PASS against Peak and Average limit line.

Band 2 - 5250~5350MHz

WIFI 802.11a (Band Edge @ 3m)

WIFI Ant. 3	Note	Frequency (MHz)	Level (dBμV/m)	Over Limit (dB)	Limit Line (dBμV/m)	Read Level (dBμV)	Antenna Factor (dB/m)	Path Loss (dB)	Preamp Factor (dB)	Ant Pos (cm)	Table Pos (deg)	Peak Avg. (P/A)	Pol. (H/V)
802.11a CH 52 5260MHz		5049.98	55.71	-18.29	74	39.24	32.74	13.44	29.71	134	360	P	H
		5113.56	44.87	-9.13	54	28.64	32.66	13.29	29.72	134	360	A	H
	*	5260	108.66	-	-	92.86	32.49	13.04	29.73	134	360	P	H
	*	5260	101.16	-	-	85.36	32.49	13.04	29.73	134	360	A	H
		5397.12	53.87	-20.13	74	38.33	32.32	12.95	29.73	134	360	P	H
		5371.92	44.16	-9.84	54	28.57	32.35	12.97	29.73	134	360	A	H
		5017.34	55.12	-18.88	74	38.53	32.78	13.52	29.71	134	10	P	V
		5051.68	44.72	-9.28	54	28.25	32.74	13.44	29.71	134	10	A	V
	*	5260	103.26	-	-	87.46	32.49	13.04	29.73	134	10	P	V
	*	5260	95.81	-	-	80.01	32.49	13.04	29.73	134	10	A	V
		5445.6	54.19	-19.81	74	38.55	32.27	13.11	29.74	134	10	P	V
		5456.16	43.86	-10.14	54	28.2	32.25	13.15	29.74	134	10	A	V
802.11a CH 60 5300MHz		5144.84	55.67	-18.33	74	39.55	32.63	13.21	29.72	116	360	P	H
		5083.98	45.03	-8.97	54	28.69	32.7	13.36	29.72	116	360	A	H
	*	5300	109.78	-	-	94.06	32.44	13.01	29.73	116	360	P	H
	*	5300	102.17	-	-	86.45	32.44	13.01	29.73	116	360	A	H
		5370	55.87	-18.13	74	40.27	32.36	12.97	29.73	116	360	P	H
		5350.56	45.12	-8.88	54	29.49	32.38	12.98	29.73	116	360	A	H
		5056.44	55.62	-18.38	74	39.18	32.73	13.42	29.71	129	9	P	V
		5042.16	44.78	-9.22	54	28.28	32.75	13.46	29.71	129	9	A	V
	*	5300	104.54	-	-	88.82	32.44	13.01	29.73	129	9	P	V
	*	5300	97.01	-	-	81.29	32.44	13.01	29.73	129	9	A	V
		5419.92	54.92	-19.08	74	39.34	32.3	13.02	29.74	129	9	P	V
		5354.64	44.04	-9.96	54	28.42	32.37	12.98	29.73	129	9	A	V

802.11a CH 64 5320MHz	*	5320	110.83	-	-	95.14	32.42	13	29.73	112	358	P	H
	*	5320	102.95	-	-	87.26	32.42	13	29.73	112	358	A	H
		5351.2	58.41	-15.59	74	42.78	32.38	12.98	29.73	112	358	P	H
		5350.08	49.93	-4.07	54	34.3	32.38	12.98	29.73	112	358	A	H
													H
													H
	*	5320	105.23	-	-	89.54	32.42	13	29.73	112	9	P	V
	*	5320	97.35	-	-	81.66	32.42	13	29.73	112	9	A	V
		5350.08	55.55	-18.45	74	39.92	32.38	12.98	29.73	112	9	P	V
		5350.08	46.26	-7.74	54	30.63	32.38	12.98	29.73	112	9	A	V
													V
													V

Remark

1. No other spurious found.
2. All results are PASS against Peak and Average limit line.

Band 2 5250~5350MHz

WIFI 802.11a (Harmonic @ 3m)

WIFI	Note	Frequency	Level	Over	Limit	Read	Antenna	Path	Preamp	Ant	Table	Peak	Pol.
Ant.				Limit	Line	Level	Factor	Loss	Factor	Pos	Pos	Avg.	
3		(MHz)	(dBμV/m)	(dB)	(dBμV/m)	(dBμV)	(dB/m)	(dB)	(dB)	(cm)	(deg)	(P/A)	(H/V)
802.11a CH 52 5260MHz		10520	49.52	-18.68	68.2	55.45	40.1	17.61	63.64	100	0	P	H
		15780	46.3	-27.7	74	49.24	37.9	21.56	62.4	100	0	P	H
													H
													H
		10520	48.35	-19.85	68.2	54.28	40.1	17.61	63.64	100	0	P	V
		15780	44.6	-29.4	74	47.54	37.9	21.56	62.4	100	0	P	V
													V
													V
802.11a CH 60 5300MHz		10600	48.49	-25.51	74	54.4	40.1	17.68	63.69	100	0	P	H
		15900	46.31	-27.69	74	49.31	37.9	21.58	62.48	100	0	P	H
													H
													H
		10600	48.82	-25.18	74	54.73	40.1	17.68	63.69	100	0	P	V
		15900	45.43	-28.57	74	48.43	37.9	21.58	62.48	100	0	P	V
													V
													V
802.11a CH 64 5320MHz		10640	49.62	-24.38	74	55.54	40.1	17.7	63.72	100	0	P	H
		15960	44.99	-29.01	74	48.02	37.9	21.59	62.52	100	0	P	H
													H
													H
		10640	49.58	-24.42	74	55.5	40.1	17.7	63.72	100	0	P	V
		15960	45.12	-28.88	74	48.15	37.9	21.59	62.52	100	0	P	V
													V
													V
Remark	1. No other spurious found. 2. All results are PASS against Peak and Average limit line.												

Band 2 5250~5350MHz

WIFI 802.11n HT20 (Band Edge @ 3m)

WIFI Ant. 3	Note	Frequency (MHz)	Level (dBμV/m)	Over Limit (dB)	Limit Line (dBμV/m)	Read Level (dBμV)	Antenna Factor (dB/m)	Path Loss (dB)	Preamp Factor (dB)	Ant Pos (cm)	Table Pos (deg)	Peak Avg. (P/A)	Pol. (H/V)
802.11n HT20 CH 52 5260MHz		5120.02	55.09	-18.91	74	38.88	32.66	13.27	29.72	128	360	P	H
		5005.78	44.89	-9.11	54	28.26	32.79	13.55	29.71	128	360	A	H
	*	5260	109.1	-	-	93.3	32.49	13.04	29.73	128	360	P	H
	*	5260	101.36	-	-	85.56	32.49	13.04	29.73	128	360	A	H
		5358	54.08	-19.92	74	38.46	32.37	12.98	29.73	128	360	P	H
		5418.48	44.03	-9.97	54	28.45	32.3	13.02	29.74	128	360	A	H
		5096.22	54.93	-19.07	74	38.64	32.68	13.33	29.72	133	10	P	V
		5033.32	44.77	-9.23	54	28.24	32.76	13.48	29.71	133	10	A	V
	*	5260	103.91	-	-	88.11	32.49	13.04	29.73	133	10	P	V
	*	5260	96.64	-	-	80.84	32.49	13.04	29.73	133	10	A	V
		5391.36	54.11	-19.89	74	38.55	32.33	12.96	29.73	133	10	P	V
		5438.16	43.81	-10.19	54	28.19	32.27	13.09	29.74	133	10	A	V
802.11n HT20 CH 60 5300MHz		5093.5	55.79	-18.21	74	39.48	32.69	13.34	29.72	116	360	P	H
		5091.12	44.99	-9.01	54	28.68	32.69	13.34	29.72	116	360	A	H
	*	5300	109.97	-	-	94.25	32.44	13.01	29.73	116	360	P	H
	*	5300	102.24	-	-	86.52	32.44	13.01	29.73	116	360	A	H
		5350.32	54.56	-19.44	74	38.93	32.38	12.98	29.73	116	360	P	H
		5352.24	44.99	-9.01	54	29.36	32.38	12.98	29.73	116	360	A	H
		5110.16	54.79	-19.21	74	38.54	32.67	13.3	29.72	118	9	P	V
		5085.68	44.94	-9.06	54	28.61	32.7	13.35	29.72	118	9	A	V
	*	5300	105.32	-	-	89.6	32.44	13.01	29.73	118	9	P	V
	*	5300	97.21	-	-	81.49	32.44	13.01	29.73	118	9	A	V
		5443.68	54.77	-19.23	74	39.13	32.27	13.11	29.74	118	9	P	V
		5358.48	44.1	-9.9	54	28.48	32.37	12.98	29.73	118	9	A	V

	*	5320	110.21	-	-	94.52	32.42	13	29.73	110	357	P	H
	*	5320	102.68	-	-	86.99	32.42	13	29.73	110	357	A	H
		5350.08	58.11	-15.89	74	42.48	32.38	12.98	29.73	110	357	P	H
		5350.08	49.78	-4.22	54	34.15	32.38	12.98	29.73	110	357	A	H
802.11n													H
HT20													H
CH 64	*	5320	104.79	-	-	89.1	32.42	13	29.73	113	8	P	V
5320MHz	*	5320	97.39	-	-	81.7	32.42	13	29.73	113	8	A	V
		5352.96	55.23	-18.77	74	39.6	32.38	12.98	29.73	113	8	P	V
		5350.24	46.07	-7.93	54	30.44	32.38	12.98	29.73	113	8	A	V
													V
													V

Remark

1. No other spurious found.
2. All results are PASS against Peak and Average limit line.

Band 2 5250~5350MHz

WIFI 802.11n HT20 (Harmonic @ 3m)

WIFI	Note	Frequency	Level	Over	Limit	Read	Antenna	Path	Preamp	Ant	Table	Peak	Pol.
Ant.				Limit	Line	Level	Factor	Loss	Factor	Pos	Pos	Avg.	
3		(MHz)	(dBμV/m)	(dB)	(dBμV/m)	(dBμV)	(dB/m)	(dB)	(dB)	(cm)	(deg)	(P/A)	(H/V)
802.11n HT20 CH 52 5260MHz		10520	49.25	-18.95	68.2	55.18	40.1	17.61	63.64	100	0	P	H
		15780	44.83	-29.17	74	47.77	37.9	21.56	62.4	100	0	P	H
													H
													H
		10520	48.53	-19.67	68.2	54.46	40.1	17.61	63.64	100	0	P	V
		15780	44.29	-29.71	74	47.23	37.9	21.56	62.4	100	0	P	V
													V
													V
802.11n HT20 CH 60 5300MHz		10600	48.56	-25.44	74	54.47	40.1	17.68	63.69	100	0	P	H
		15900	45.35	-28.65	74	48.35	37.9	21.58	62.48	100	0	P	H
													H
													H
		10600	47.91	-26.09	74	53.82	40.1	17.68	63.69	100	0	P	V
		15900	44.37	-29.63	74	47.37	37.9	21.58	62.48	100	0	P	V
													V
													V
802.11n HT20 CH 64 5320MHz		10640	49.73	-24.27	74	55.65	40.1	17.7	63.72	100	0	P	H
		15960	45.43	-28.57	74	48.46	37.9	21.59	62.52	100	0	P	H
													H
													H
		10640	49.06	-24.94	74	54.98	40.1	17.7	63.72	100	0	P	V
		15960	44.47	-29.53	74	47.5	37.9	21.59	62.52	100	0	P	V
													V
													V
Remark	1. No other spurious found. 2. All results are PASS against Peak and Average limit line.												

Band 2 5250~5350MHz

WIFI 802.11n HT40 (Band Edge @ 3m)

WIFI Ant.	Note	Frequency (MHz)	Level (dBμV/m)	Over Limit (dB)	Limit Line (dBμV/m)	Read Level (dBμV)	Antenna Factor (dB/m)	Path Loss (dB)	Preamp Factor (dB)	Ant Pos (cm)	Table Pos (deg)	Peak Avg. (P/A)	Pol. (H/V)
802.11n HT40 CH 54 5270MHz		5116.28	55.33	-18.67	74	39.11	32.66	13.28	29.72	160	352	P	H
		5089.08	46.14	-7.86	54	29.82	32.69	13.35	29.72	160	352	A	H
	*	5270	105.79	-	-	90.01	32.48	13.03	29.73	160	352	P	H
	*	5270	97.86	-	-	82.08	32.48	13.03	29.73	160	352	A	H
		5353.2	54.83	-19.17	74	39.2	32.38	12.98	29.73	160	352	P	H
		5351.04	45.57	-8.43	54	29.94	32.38	12.98	29.73	160	352	A	H
		5078.2	55.74	-18.26	74	39.37	32.71	13.37	29.71	110	10	P	V
		5094.52	45.66	-8.34	54	29.36	32.69	13.33	29.72	110	10	A	V
	*	5270	101.37	-	-	85.59	32.48	13.03	29.73	110	10	P	V
	*	5270	94.46	-	-	78.68	32.48	13.03	29.73	110	10	A	V
		5357.28	54.07	-19.93	74	38.45	32.37	12.98	29.73	110	10	P	V
		5359.68	45.2	-8.8	54	29.58	32.37	12.98	29.73	110	10	A	V
802.11n HT40 CH 62 5310MHz		5013.94	55.19	-18.81	74	38.59	32.78	13.53	29.71	110	360	P	H
		5077.86	46.02	-7.98	54	29.65	32.71	13.37	29.71	110	360	A	H
	*	5310	104.21	-	-	88.5	32.43	13.01	29.73	110	360	P	H
	*	5310	96.36	-	-	80.65	32.43	13.01	29.73	110	360	A	H
		5353.2	58.7	-15.3	74	43.07	32.38	12.98	29.73	110	360	P	H
		5350.56	50.79	-3.21	54	35.16	32.38	12.98	29.73	110	360	A	H
		5134.98	54.77	-19.23	74	38.61	32.64	13.24	29.72	111	9	P	V
		5103.7	46.16	-7.84	54	29.89	32.68	13.31	29.72	111	9	A	V
	*	5310	99.08	-	-	83.37	32.43	13.01	29.73	111	9	P	V
	*	5310	91.22	-	-	75.51	32.43	13.01	29.73	111	9	A	V
		5351.28	55.48	-18.52	74	39.85	32.38	12.98	29.73	111	9	P	V
		5350.08	47.37	-6.63	54	31.74	32.38	12.98	29.73	111	9	A	V
Remark	1. No other spurious found. 2. All results are PASS against Peak and Average limit line.												

Band 2 5250~5350MHz

WIFI 802.11n HT40 (Harmonic @ 3m)

WIFI	Note	Frequency	Level	Over	Limit	Read	Antenna	Path	Preamp	Ant	Table	Peak	Pol.
Ant.				Limit	Line	Level	Factor	Loss	Factor	Pos	Pos	Avg.	
3		(MHz)	(dBμV/m)	(dB)	(dBμV/m)	(dBμV)	(dB/m)	(dB)	(dB)	(cm)	(deg)	(P/A)	(H/V)
802.11n HT40 CH 54 5270MHz		10540	47.9	-20.3	68.2	53.82	40.1	17.63	63.65	100	0	P	H
		15810	43.99	-30.01	74	46.94	37.9	21.57	62.42	100	0	P	H
													H
													H
		10540	47.74	-20.46	68.2	53.66	40.1	17.63	63.65	100	0	P	V
		15810	43.65	-30.35	74	46.6	37.9	21.57	62.42	100	0	P	V
													V
													V
802.11n HT40 CH 62 5310MHz		10620	48.06	-25.94	74	53.97	40.1	17.69	63.7	100	0	P	H
		15930	44.1	-29.9	74	47.11	37.9	21.59	62.5	100	0	P	H
													H
													H
		10620	49.32	-24.68	74	55.23	40.1	17.69	63.7	100	0	P	V
		15930	44.79	-29.21	74	47.8	37.9	21.59	62.5	100	0	P	V
													V
													V
Remark	1. No other spurious found. 2. All results are PASS against Peak and Average limit line.												

Band 2 5250~5350MHz

WIFI 802.11ac VHT80 (Band Edge @ 3m)

WIFI Ant. 3	Note	Frequency (MHz)	Level (dBμV/m)	Over Limit (dB)	Limit Line (dBμV/m)	Read Level (dBμV)	Antenna Factor (dB/m)	Path Loss (dB)	Preamp Factor (dB)	Ant Pos (cm)	Table Pos (deg)	Peak Avg. (P/A)	Pol. (H/V)
802.11ac VHT80 CH 58 5290MHz		5092.14	55.25	-18.75	74	38.94	32.69	13.34	29.72	135	359	P	H
		5011.9	45.86	-8.14	54	29.25	32.79	13.53	29.71	135	359	A	H
	*	5290	98.98	-	-	83.24	32.45	13.02	29.73	135	359	P	H
	*	5290	90.85	-	-	75.11	32.45	13.02	29.73	135	359	A	H
		5353.92	59.42	-14.58	74	43.79	32.38	12.98	29.73	135	359	P	H
		5350.56	51.76	-2.24	54	36.13	32.38	12.98	29.73	135	359	A	H
		5066.64	55	-19	74	38.59	32.72	13.4	29.71	310	10	P	V
		5070.72	45.86	-8.14	54	29.46	32.72	13.39	29.71	310	10	A	V
	*	5290	93.61	-	-	77.87	32.45	13.02	29.73	310	10	P	V
	*	5290	85.83	-	-	70.09	32.45	13.02	29.73	310	10	A	V
		5356.08	55.35	-18.65	74	39.73	32.37	12.98	29.73	310	10	P	V
		5350.32	46.87	-7.13	54	31.24	32.38	12.98	29.73	310	10	A	V
Remark	1. No other spurious found. 2. All results are PASS against Peak and Average limit line.												

Band 2 5250~5350MHz

WIFI 802.11ac VHT80 (Harmonic @ 3m)

WIFI	Note	Frequency	Level	Over	Limit	Read	Antenna	Path	Preamp	Ant	Table	Peak	Pol.
Ant.				Limit	Line	Level	Factor	Loss	Factor	Pos	Pos	Avg.	
3		(MHz)	(dBμV/m)	(dB)	(dBμV/m)	(dBμV)	(dB/m)	(dB)	(dB)	(cm)	(deg)	(P/A)	(H/V)
802.11ac VHT80 CH 58 5290MHz		10580	48.37	-19.83	68.2	54.29	40.1	17.66	63.68	100	0	P	H
		15870	44.1	-29.9	74	47.08	37.9	21.58	62.46	100	0	P	H
													H
													H
		10580	48.29	-19.91	68.2	54.21	40.1	17.66	63.68	100	0	P	V
		15870	45.43	-28.57	74	48.41	37.9	21.58	62.46	100	0	P	V
													V
													V
Remark	1. No other spurious found. 2. All results are PASS against Peak and Average limit line.												

Band 3 - 5470~5725MHz

WIFI 802.11a (Band Edge @ 3m)

WIFI Ant. 3	Note	Frequency (MHz)	Level (dBμV/m)	Over Limit (dB)	Limit Line (dBμV/m)	Read Level (dBμV)	Antenna Factor (dB/m)	Path Loss (dB)	Preamp Factor (dB)	Ant Pos (cm)	Table Pos (deg)	Peak Avg. (P/A)	Pol. (H/V)
802.11a CH 100 5500MHz		5452.88	56.44	-17.56	74	40.78	32.26	13.14	29.74	101	358	P	H
		5468.88	57.46	-10.74	68.2	41.77	32.24	13.19	29.74	101	358	P	H
		5459.12	46.52	-7.48	54	30.85	32.25	13.16	29.74	101	358	A	H
	*	5500	112.15	-	-	96.38	32.2	13.31	29.74	101	358	P	H
	*	5500	104.11	-	-	88.34	32.2	13.31	29.74	101	358	A	H
													H
		5447.76	55.77	-18.23	74	40.13	32.26	13.12	29.74	135	4	P	V
		5461.84	55.09	-13.11	68.2	39.41	32.25	13.17	29.74	135	4	P	V
		5456.08	44.95	-9.05	54	29.29	32.25	13.15	29.74	135	4	A	V
	*	5500	109.33	-	-	93.56	32.2	13.31	29.74	135	4	P	V
	*	5500	101.43	-	-	85.66	32.2	13.31	29.74	135	4	A	V
													V
802.11a CH 116 5580MHz		5417.92	54.24	-19.76	74	38.67	32.3	13.01	29.74	101	358	P	H
		5465.68	54.66	-13.54	68.2	38.98	32.24	13.18	29.74	101	358	P	H
		5459.92	44.09	-9.91	54	28.42	32.25	13.16	29.74	101	358	A	H
	*	5580	112.51	-	-	96.32	32.38	13.59	29.78	101	358	P	H
	*	5580	104.94	-	-	88.75	32.38	13.59	29.78	101	358	A	H
		5739.485	55.65	-12.55	68.2	38.73	32.73	14.04	29.85	101	358	P	H
		5442.16	54.2	-19.8	74	38.57	32.27	13.1	29.74	139	3	P	V
		5468.8	55.48	-12.72	68.2	39.79	32.24	13.19	29.74	139	3	P	V
		5457.76	43.68	-10.32	54	28.01	32.25	13.16	29.74	139	3	A	V
	*	5580	110.89	-	-	94.7	32.38	13.59	29.78	139	3	P	V
	*	5580	103.5	-	-	87.31	32.38	13.59	29.78	139	3	A	V
		5764.055	56.15	-12.05	68.2	39.14	32.78	14.1	29.87	139	3	P	V

802.11a CH 140 5700MHz	*	5700	111.57	-	-	94.84	32.64	13.93	29.84	111	353	P	H
	*	5700	104.07	-	-	87.34	32.64	13.93	29.84	111	353	A	H
		5725.08	58.76	-9.44	68.2	41.91	32.7	14	29.85	111	353	P	H
													H
													H
													H
	*	5700	110.75	-	-	94.02	32.64	13.93	29.84	141	3	P	V
	*	5700	103.28	-	-	86.55	32.64	13.93	29.84	141	3	A	V
		5725.8	59.07	-9.13	68.2	42.22	32.7	14	29.85	141	3	P	V
													V
													V
													V
Remark	1. No other spurious found. 2. All results are PASS against Peak and Average limit line.												

Band 3 - 5470~5725MHz

WIFI 802.11a (Harmonic @ 3m)

WIFI	Note	Frequency	Level	Over	Limit	Read	Antenna	Path	Preamp	Ant	Table	Peak	Pol.
Ant.				Limit	Line	Level	Factor	Loss	Factor	Pos	Pos	Avg.	
3		(MHz)	(dBμV/m)	(dB)	(dBμV/m)	(dBμV)	(dB/m)	(dB)	(dB)	(cm)	(deg)	(P/A)	(H/V)
802.11a CH 100 5500MHz		11000	49.79	-24.21	74	55.64	40.1	17.99	63.94	100	0	P	H
		16500	49	-19.2	68.2	49.54	40.1	22.28	62.92	100	0	P	H
													H
													H
		11000	49.04	-24.96	74	54.89	40.1	17.99	63.94	100	0	P	V
		16500	47.48	-20.72	68.2	48.02	40.1	22.28	62.92	100	0	P	V
													V
													V
802.11a CH 116 5580MHz		11160	49.22	-24.78	74	54.76	39.97	18.12	63.63	100	0	P	H
		16740	48.98	-19.22	68.2	48.03	40.96	22.6	62.61	100	0	P	H
													H
													H
		11160	47.35	-26.65	74	52.89	39.97	18.12	63.63	100	0	P	V
		16740	48.06	-20.14	68.2	47.11	40.96	22.6	62.61	100	0	P	V
													V
													V
802.11a CH 140 5700MHz		11400	48.56	-25.44	74	53.64	39.78	18.3	63.16	100	0	P	H
		17100	49.38	-18.82	68.2	46.12	42.42	23.09	62.25	100	0	P	H
													H
													H
		11400	48.91	-25.09	74	53.99	39.78	18.3	63.16	100	0	P	V
		17100	49.56	-18.64	68.2	46.3	42.42	23.09	62.25	100	0	P	V
													V
													V
Remark	1. No other spurious found. 2. All results are PASS against Peak and Average limit line.												

Band 3 - 5470~5725MHz

WIFI 802.11n HT20 (Band Edge @ 3m)

WIFI Ant.	Note	Frequency (MHz)	Level (dBμV/m)	Over Limit (dB)	Limit Line (dBμV/m)	Read Level (dBμV)	Antenna Factor (dB/m)	Path Loss (dB)	Preamp Factor (dB)	Ant Pos (cm)	Table Pos (deg)	Peak Avg. (P/A)	Pol. (H/V)
802.11n HT20 CH 100 5500MHz		5442.32	57.03	-16.97	74	41.4	32.27	13.1	29.74	103	358	P	H
		5464.08	58.42	-9.78	68.2	42.74	32.24	13.18	29.74	103	358	P	H
		5459.76	46.59	-7.41	54	30.92	32.25	13.16	29.74	103	358	A	H
	*	5500	111.57	-	-	95.8	32.2	13.31	29.74	103	358	P	H
	*	5500	104.06	-	-	88.29	32.2	13.31	29.74	103	358	A	H
													H
		5446.16	55.57	-18.43	74	39.94	32.26	13.11	29.74	133	3	P	V
		5468.4	56.6	-11.6	68.2	40.91	32.24	13.19	29.74	133	3	P	V
		5457.04	44.87	-9.13	54	29.21	32.25	13.15	29.74	133	3	A	V
	*	5500	108.83	-	-	93.06	32.2	13.31	29.74	133	3	P	V
	*	5500	101.13	-	-	85.36	32.2	13.31	29.74	133	3	A	V
													V
802.11n HT20 CH 116 5580MHz		5453.2	54.62	-19.38	74	38.96	32.26	13.14	29.74	100	358	P	H
		5459.92	54.02	-19.98	74	38.35	32.25	13.16	29.74	100	358	P	H
		5446.48	44.15	-9.85	54	28.51	32.26	13.12	29.74	100	358	A	H
	*	5580	112.37	-	-	96.18	32.38	13.59	29.78	100	358	P	H
	*	5580	104.67	-	-	88.48	32.38	13.59	29.78	100	358	A	H
		5731.925	56.9	-11.3	68.2	40.02	32.71	14.02	29.85	100	358	P	H
		5441.92	55.6	-18.4	74	39.97	32.27	13.1	29.74	142	2	P	V
		5463.28	54.08	-14.12	68.2	38.41	32.24	13.17	29.74	142	2	P	V
		5444.56	43.73	-10.27	54	28.09	32.27	13.11	29.74	142	2	A	V
	*	5580	110.9	-	-	94.71	32.38	13.59	29.78	142	2	P	V
	*	5580	103.04	-	-	86.85	32.38	13.59	29.78	142	2	A	V
		5761.85	55.35	-12.85	68.2	38.34	32.78	14.1	29.87	142	2	P	V

	*	5700	111.35	-	-	94.62	32.64	13.93	29.84	108	352	P	H
	*	5700	103.57	-	-	86.84	32.64	13.93	29.84	108	352	A	H
		5727.88	58.8	-9.4	68.2	41.94	32.7	14.01	29.85	108	352	P	H
													H
802.11n													H
HT20													H
CH 140	*	5700	110.92	-	-	94.19	32.64	13.93	29.84	130	4	P	V
5700MHz	*	5700	103.21	-	-	86.48	32.64	13.93	29.84	130	4	A	V
		5726.28	58.65	-9.55	68.2	41.8	32.7	14	29.85	130	4	P	V
													V
													V
													V

Remark

1. No other spurious found.
2. All results are PASS against Peak and Average limit line.

Band 3 - 5470~5725MHz

WIFI 802.11n HT20 (Harmonic @ 3m)

WIFI	Note	Frequency	Level	Over	Limit	Read	Antenna	Path	Preamp	Ant	Table	Peak	Pol.
Ant.				Limit	Line	Level	Factor	Loss	Factor	Pos	Pos	Avg.	
3		(MHz)	(dBμV/m)	(dB)	(dBμV/m)	(dBμV)	(dB/m)	(dB)	(dB)	(cm)	(deg)	(P/A)	(H/V)
		11000	48.93	-25.07	74	54.78	40.1	17.99	63.94	100	0	P	H
		16500	47.42	-20.78	68.2	47.96	40.1	22.28	62.92	100	0	P	H
802.11n													H
HT20													H
CH 100		11000	48.34	-25.66	74	54.19	40.1	17.99	63.94	100	0	P	V
5500MHz		16500	46.55	-21.65	68.2	47.09	40.1	22.28	62.92	100	0	P	V
													V
													V
		11160	47.7	-26.3	74	53.24	39.97	18.12	63.63	100	0	P	H
		16740	49.59	-18.61	68.2	48.64	40.96	22.6	62.61	100	0	P	H
802.11n													H
HT20													H
CH 116		11160	47.38	-26.62	74	52.92	39.97	18.12	63.63	100	0	P	V
5580MHz		16740	48.41	-19.79	68.2	47.46	40.96	22.6	62.61	100	0	P	V
													V
													V
		11400	48.92	-25.08	74	54	39.78	18.3	63.16	100	0	P	H
		17100	49.05	-19.15	68.2	45.79	42.42	23.09	62.25	100	0	P	H
802.11n													H
HT20													H
CH 140		11400	48.22	-25.78	74	53.3	39.78	18.3	63.16	100	0	P	V
5700MHz		17100	49.01	-19.19	68.2	45.75	42.42	23.09	62.25	100	0	P	V
													V
													V

Remark

1. No other spurious found.
2. All results are PASS against Peak and Average limit line.

Band 3 - 5470~5725MHz

WIFI 802.11n HT40 (Band Edge @ 3m)

WIFI Ant.	Note	Frequency	Level	Over Limit	Limit Line	Read Level	Antenna Factor	Path Loss	Preamp Factor	Ant Pos	Table Pos	Peak Avg.	Pol.
3		(MHz)	(dBμV/m)	(dB)	(dBμV/m)	(dBμV)	(dB/m)	(dB)	(dB)	(cm)	(deg)	(P/A)	(H/V)
802.11n HT40 CH 102 5510MHz		5458.48	59.09	-14.91	74	43.42	32.25	13.16	29.74	103	358	P	H
		5470	64.15	-4.05	68.2	48.45	32.24	13.2	29.74	103	358	P	H
		5459.92	50.89	-3.11	54	35.22	32.25	13.16	29.74	103	358	A	H
	*	5510	108.95	-	-	93.13	32.22	13.34	29.74	103	358	P	H
	*	5510	101.4	-	-	85.58	32.22	13.34	29.74	103	358	A	H
		5744.525	55.81	-12.39	68.2	38.88	32.74	14.05	29.86	103	358	P	H
		5459.92	57.54	-16.46	74	41.87	32.25	13.16	29.74	146	3	P	V
		5467.84	60.83	-7.37	68.2	45.14	32.24	13.19	29.74	146	3	P	V
		5458.96	47.68	-6.32	54	32.01	32.25	13.16	29.74	146	3	A	V
	*	5510	106.25	-	-	90.43	32.22	13.34	29.74	146	3	P	V
	*	5510	98.38	-	-	82.56	32.22	13.34	29.74	146	3	A	V
		5740.115	55.88	-12.32	68.2	38.97	32.73	14.04	29.86	146	3	P	V
802.11n HT40 CH 110 5550MHz		5454.16	55.41	-18.59	74	39.75	32.26	13.14	29.74	101	358	P	H
		5468.32	56.03	-12.17	68.2	40.34	32.24	13.19	29.74	101	358	P	H
		5459.92	46.15	-7.85	54	30.48	32.25	13.16	29.74	101	358	A	H
	*	5550	109.53	-	-	93.5	32.31	13.48	29.76	101	358	P	H
	*	5550	101.72	-	-	85.69	32.31	13.48	29.76	101	358	A	H
		5742.635	55.93	-12.27	68.2	39.01	32.73	14.05	29.86	101	358	P	H
		5439.76	54.71	-19.29	74	39.09	32.27	13.09	29.74	129	2	P	V
		5461.12	55.99	-12.21	68.2	40.31	32.25	13.17	29.74	129	2	P	V
		5455.12	45.19	-8.81	54	29.53	32.25	13.15	29.74	129	2	A	V
	*	5550	107.68	-	-	91.65	32.31	13.48	29.76	129	2	P	V
	*	5550	99.73	-	-	83.7	32.31	13.48	29.76	129	2	A	V
		5752.085	56.09	-12.11	68.2	39.13	32.75	14.07	29.86	129	2	P	V

802.11n HT40 CH 134 5670MHz		5445.9	56.61	-17.39	74	40.98	32.26	13.11	29.74	102	351	P	H
		5463.4	53.65	-14.55	68.2	37.97	32.24	13.18	29.74	102	351	P	H
		5446.95	48.46	-5.54	54	32.82	32.26	13.12	29.74	102	351	A	H
	*	5670	108.97	-	-	92.37	32.57	13.85	29.82	102	351	P	H
	*	5670	101.24	-	-	84.64	32.57	13.85	29.82	102	351	A	H
		5725.45	61	-7.2	68.2	44.15	32.7	14	29.85	102	351	P	H
		5448	55.67	-18.33	74	40.03	32.26	13.12	29.74	126	2	P	V
		5460.95	55.09	-13.11	68.2	39.41	32.25	13.17	29.74	126	2	P	V
		5446.95	47.1	-6.9	54	31.46	32.26	13.12	29.74	126	2	A	V
	*	5670	108.4	-	-	91.8	32.57	13.85	29.82	126	2	P	V
	*	5670	100.71	-	-	84.11	32.57	13.85	29.82	126	2	A	V
		5725.975	61.1	-7.1	68.2	44.25	32.7	14	29.85	126	2	P	V
Remark	1. No other spurious found. 2. All results are PASS against Peak and Average limit line.												

Band 3 - 5470~5725MHz

WIFI 802.11n HT40 (Harmonic @ 3m)

WIFI	Note	Frequency	Level	Over	Limit	Read	Antenna	Path	Preamp	Ant	Table	Peak	Pol.
Ant.				Limit	Line	Level	Factor	Loss	Factor	Pos	Pos	Avg.	
3		(MHz)	(dBμV/m)	(dB)	(dBμV/m)	(dBμV)	(dB/m)	(dB)	(dB)	(cm)	(deg)	(P/A)	(H/V)
802.11n HT40 CH 102 5510MHz		11020	48.65	-25.35	74	54.47	40.08	18	63.9	100	0	P	H
		16530	47.28	-20.92	68.2	47.63	40.21	22.32	62.88	100	0	P	H
													H
													H
		11020	47.72	-26.28	74	53.54	40.08	18	63.9	100	0	P	V
		16530	46.63	-21.57	68.2	46.98	40.21	22.32	62.88	100	0	P	V
													V
													V
802.11n HT40 CH 110 5550MHz		11100	48.49	-25.51	74	54.15	40.02	18.07	63.75	100	0	P	H
		16650	47.43	-20.77	68.2	47.04	40.64	22.48	62.73	100	0	P	H
													H
													H
		11100	47.99	-26.01	74	53.65	40.02	18.07	63.75	100	0	P	V
		16500	46.66	-21.54	68.2	47.2	40.1	22.28	62.92	100	0	P	V
													V
													V
802.11n HT40 CH 134 5670MHz		11340	48.68	-25.32	74	53.87	39.83	18.26	63.28	100	0	P	H
		17010	49.15	-19.05	68.2	46.52	41.95	22.96	62.28	100	0	P	H
													H
													H
		11340	47.45	-26.55	74	52.64	39.83	18.26	63.28	100	0	P	V
		17010	49.37	-18.83	68.2	46.74	41.95	22.96	62.28	100	0	P	V
													V
													V
Remark	1. No other spurious found. 2. All results are PASS against Peak and Average limit line.												

Band 3 - 5470~5725MHz

WIFI 802.11ac VHT80 (Band Edge @ 3m)

WIFI Ant. 3	Note	Frequency (MHz)	Level (dBμV/m)	Over Limit (dB)	Limit Line (dBμV/m)	Read Level (dBμV)	Antenna Factor (dB/m)	Path Loss (dB)	Preamp Factor (dB)	Ant Pos (cm)	Table Pos (deg)	Peak Avg. (P/A)	Pol. (H/V)
802.11ac VHT80 CH 106 5530MHz		5458.96	61.16	-12.84	74	45.49	32.25	13.16	29.74	102	357	P	H
		5467.36	61.18	-7.02	68.2	45.49	32.24	13.19	29.74	102	357	P	H
		5459.44	51.64	-2.36	54	35.97	32.25	13.16	29.74	102	357	A	H
	*	5530	104.4	-	-	88.47	32.27	13.41	29.75	102	357	P	H
	*	5530	96.37	-	-	80.44	32.27	13.41	29.75	102	357	A	H
		5725.94	55.28	-12.92	68.2	38.43	32.7	14	29.85	102	357	P	H
		5450.32	57.43	-16.57	74	41.78	32.26	13.13	29.74	132	3	P	V
		5470	58.48	-9.72	68.2	42.78	32.24	13.2	29.74	132	3	P	V
		5459.68	48.82	-5.18	54	33.15	32.25	13.16	29.74	132	3	A	V
	*	5530	101.16	-	-	85.23	32.27	13.41	29.75	132	3	P	V
	*	5530	93.6	-	-	77.67	32.27	13.41	29.75	132	3	A	V
		5737.595	55.64	-12.56	68.2	38.74	32.72	14.03	29.85	132	3	P	V
Remark	1. No other spurious found. 2. All results are PASS against Peak and Average limit line.												

Band 3 5470~5725MHz

WIFI 802.11ac VHT80 (Harmonic @ 3m)

WIFI	Note	Frequency	Level	Over	Limit	Read	Antenna	Path	Preamp	Ant	Table	Peak	Pol.
Ant.				Limit	Line	Level	Factor	Loss	Factor	Pos	Pos	Avg.	
3		(MHz)	(dBμV/m)	(dB)	(dBμV/m)	(dBμV)	(dB/m)	(dB)	(dB)	(cm)	(deg)	(P/A)	(H/V)
802.11ac VHT80 CH 106 5530MHz		11060	47.48	-26.52	74	53.22	40.05	18.03	63.82	100	0	P	H
		16590	47.92	-20.28	68.2	47.91	40.42	22.39	62.8	100	0	P	H
													H
													H
		11060	48.62	-25.38	74	54.36	40.05	18.03	63.82	100	0	P	V
		16590	47.92	-20.28	68.2	47.91	40.42	22.39	62.8	100	0	P	V
													V
													V

Remark

1. No other spurious found.
2. All results are PASS against Peak and Average limit line.

Emission below 1GHz

WIFI 802.11ac VHT80 (LF @ 3m)

WIFI Ant. 3	Note	Frequency (MHz)	Level (dBμV/m)	Over Limit (dB)	Limit Line (dBμV/m)	Read Level (dBμV)	Antenna Factor (dB/m)	Path Loss (dB)	Preamp Factor (dB)	Ant Pos (cm)	Table Pos (deg)	Peak Avg. (P/A)	Pol. (H/V)
802.11ac VHT80 LF		117.3	34.75	-8.75	43.5	48.62	17.32	1.18	32.37	100	0	P	H
		161.92	27.63	-15.87	43.5	42.07	16.36	1.56	32.36	-	-	P	H
		376.29	26.27	-19.73	46	34.69	21.03	3.03	32.48	-	-	P	H
		713.85	29.35	-16.65	46	30.73	26.92	4.21	32.51	-	-	P	H
		870.99	32.12	-13.88	46	30.4	29.03	4.65	31.96	-	-	P	H
		976.72	35.21	-18.79	54	30.3	30.88	5.14	31.11	-	-	P	H
													H
													H
													H
													H
													H
													H
		116.33	30.87	-12.63	43.5	44.83	17.24	1.17	32.37	100	0	P	V
		173.56	26.57	-16.93	43.5	41.97	15.36	1.6	32.36	-	-	P	V
		551.86	27.39	-18.61	46	30.93	25.48	3.61	32.63	-	-	P	V
		765.26	30.74	-15.26	46	30.47	28.22	4.47	32.42	-	-	P	V
		829.28	32.05	-13.95	46	31.19	28.53	4.52	32.19	-	-	P	V
		996.12	34.95	-19.05	54	29.78	30.58	5.53	30.94	-	-	P	V
													V
													V
													V
													V
													V
													V
Remark	1. No other spurious found. 2. All results are PASS against limit line.												

Band 1 - 5150~5250MHz

WIFI 802.11a (Band Edge @ 3m)

WIFI Ant. 0+3	Note	Frequency (MHz)	Level (dBμV/m)	Over Limit (dB)	Limit Line (dBμV/m)	Read Level (dBμV)	Antenna Factor (dB/m)	Path Loss (dB)	Preamp Factor (dB)	Ant Pos (cm)	Table Pos (deg)	Peak Avg. (P/A)	Pol. (H/V)
802.11a CH 36 5180MHz		5146.9	56.49	-17.51	74	40.38	32.62	13.21	29.72	100	122	P	H
		5147.68	46.69	-7.31	54	30.58	32.62	13.21	29.72	100	122	A	H
	*	5180	112.03	-	-	96.04	32.58	13.13	29.72	100	122	P	H
	*	5180	104.69	-	-	88.7	32.58	13.13	29.72	100	122	A	H
													H
													H
		5102.44	56.42	-17.58	74	40.15	32.68	13.31	29.72	100	88	P	V
		5144.3	46.02	-7.98	54	29.9	32.63	13.21	29.72	100	88	A	V
	*	5180	109.78	-	-	93.79	32.58	13.13	29.72	100	88	P	V
	*	5180	102.49	-	-	86.5	32.58	13.13	29.72	100	88	A	V
													V
													V
802.11a CH 44 5220MHz		5068.38	55.87	-18.13	74	39.46	32.72	13.4	29.71	100	122	P	H
		5136.5	44.86	-9.14	54	28.71	32.64	13.23	29.72	100	122	A	H
	*	5220	112.7	-	-	96.81	32.54	13.07	29.72	100	122	P	H
	*	5220	105.02	-	-	89.13	32.54	13.07	29.72	100	122	A	H
		5391.68	54.61	-19.39	74	39.05	32.33	12.96	29.73	100	122	P	H
		5452.72	44.94	-9.06	54	29.28	32.26	13.14	29.74	100	122	A	H
		5149.24	56.22	-17.78	74	40.12	32.62	13.2	29.72	104	89	P	V
		5099.58	44.78	-9.22	54	28.5	32.68	13.32	29.72	104	89	A	V
	*	5220	110.3	-	-	94.41	32.54	13.07	29.72	104	89	P	V
	*	5220	102.78	-	-	86.89	32.54	13.07	29.72	104	89	A	V
		5350.24	54.65	-19.35	74	39.02	32.38	12.98	29.73	104	89	P	V
		5453	44.49	-9.51	54	28.83	32.26	13.14	29.74	104	89	A	V

802.11a CH 48 5240MHz		5136.5	56.31	-17.69	74	40.16	32.64	13.23	29.72	100	121	P	H
		5015.34	44.82	-9.18	54	28.23	32.78	13.52	29.71	100	121	A	H
	*	5240	112.71	-	-	96.87	32.51	13.05	29.72	100	121	P	H
	*	5240	105.11	-	-	89.27	32.51	13.05	29.72	100	121	A	H
		5403.16	54.75	-19.25	74	39.2	32.32	12.96	29.73	100	121	P	H
		5452.72	44.86	-9.14	54	29.2	32.26	13.14	29.74	100	121	A	H
		5022.1	55.5	-18.5	74	38.93	32.77	13.51	29.71	103	90	P	V
		5071.76	44.67	-9.33	54	28.28	32.71	13.39	29.71	103	90	A	V
	*	5240	110.12	-	-	94.28	32.51	13.05	29.72	103	90	P	V
	*	5240	102.57	-	-	86.73	32.51	13.05	29.72	103	90	A	V
		5384.12	54.89	-19.11	74	39.32	32.34	12.96	29.73	103	90	P	V
		5350.52	44.32	-9.68	54	28.69	32.38	12.98	29.73	103	90	A	V
Remark	1. No other spurious found. 2. All results are PASS against Peak and Average limit line.												

Band 1 5150~5250MHz

WIFI 802.11a (Harmonic @ 3m)

WIFI Ant. 0+3	Note	Frequency (MHz)	Level (dBμV/m)	Over Limit (dB)	Limit Line (dBμV/m)	Read Level (dBμV)	Antenna Factor (dB/m)	Path Loss (dB)	Preamp Factor (dB)	Ant Pos (cm)	Table Pos (deg)	Peak Avg. (P/A)	Pol. (H/V)
802.11a CH 36 5180MHz		10360	49.74	-18.46	68.2	53.12	39.9	17.48	60.76	100	0	P	H
		15540	44.55	-29.45	74	46.69	37.9	21.51	61.55	100	0	P	H
													H
													H
		10360	47.64	-20.56	68.2	51.02	39.9	17.48	60.76	100	0	P	V
		15540	44.75	-29.25	74	46.89	37.9	21.51	61.55	100	0	P	V
													V
													V
802.11a CH 44 5220MHz		10440	48.21	-19.99	68.2	51.6	40.02	17.55	60.96	100	0	P	H
		15660	44.18	-29.82	74	46.16	37.9	21.53	61.41	100	0	P	H
													H
													H
		10440	48.46	-19.74	68.2	51.85	40.02	17.55	60.96	100	0	P	V
		15660	44.84	-29.16	74	46.82	37.9	21.53	61.41	100	0	P	V
													V
													V
802.11a CH 48 5240MHz		10480	48.93	-19.27	68.2	52.33	40.07	17.58	61.05	100	0	P	H
		15720	45.59	-28.41	74	47.49	37.9	21.54	61.34	100	0	P	H
													H
													H
		10480	47.84	-20.36	68.2	51.24	40.07	17.58	61.05	100	0	P	V
		15720	45.58	-28.42	74	47.48	37.9	21.54	61.34	100	0	P	V
													V
													V
Remark	1. No other spurious found. 2. All results are PASS against Peak and Average limit line.												

Band 1 5150~5250MHz

WIFI 802.11n HT20 (Band Edge @ 3m)

WIFI Ant. 0+3	Note	Frequency (MHz)	Level (dBμV/m)	Over Limit (dB)	Limit Line (dBμV/m)	Read Level (dBμV)	Antenna Factor (dB/m)	Path Loss (dB)	Preamp Factor (dB)	Ant Pos (cm)	Table Pos (deg)	Peak Avg. (P/A)	Pol. (H/V)
802.11n HT20 CH 36 5180MHz		5091.52	56.27	-17.73	74	39.96	32.69	13.34	29.72	104	60	P	H
		5145.6	45.8	-8.2	54	29.68	32.63	13.21	29.72	104	60	A	H
	*	5180	113.71	-	-	97.72	32.58	13.13	29.72	104	60	P	H
	*	5180	105.39	-	-	89.4	32.58	13.13	29.72	104	60	A	H
													H
													H
		5101.4	55.78	-18.22	74	39.5	32.68	13.32	29.72	100	97	P	V
		5145.86	45.46	-8.54	54	29.35	32.62	13.21	29.72	100	97	A	V
	*	5180	110.59	-	-	94.6	32.58	13.13	29.72	100	97	P	V
	*	5180	103.06	-	-	87.07	32.58	13.13	29.72	100	97	A	V
													V
													V
802.11n HT20 CH 44 5220MHz		5017.16	55.31	-18.69	74	38.72	32.78	13.52	29.71	101	61	P	H
		5145.34	44.97	-9.03	54	28.85	32.63	13.21	29.72	101	61	A	H
	*	5220	113.05	-	-	97.16	32.54	13.07	29.72	101	61	P	H
	*	5220	105.43	-	-	89.54	32.54	13.07	29.72	101	61	A	H
		5350.52	54.79	-19.21	74	39.16	32.38	12.98	29.73	101	61	P	H
		5452.44	45.1	-8.9	54	29.44	32.26	13.14	29.74	101	61	A	H
		5098.28	55.94	-18.06	74	39.66	32.68	13.32	29.72	100	96	P	V
		5149.24	44.76	-9.24	54	28.66	32.62	13.2	29.72	100	96	A	V
	*	5220	109.69	-	-	93.8	32.54	13.07	29.72	100	96	P	V
	*	5220	102.29	-	-	86.4	32.54	13.07	29.72	100	96	A	V
		5405.12	54.07	-19.93	74	38.52	32.31	12.97	29.73	100	96	P	V
		5452.72	44.59	-9.41	54	28.93	32.26	13.14	29.74	100	96	A	V

802.11n HT20 CH 48 5240MHz		5060.58	55.29	-18.71	74	38.86	32.73	13.41	29.71	101	61	P	H
		5052	44.74	-9.26	54	28.27	32.74	13.44	29.71	101	61	A	H
	*	5240	112.66	-	-	96.82	32.51	13.05	29.72	101	61	P	H
	*	5240	104.61	-	-	88.77	32.51	13.05	29.72	101	61	A	H
		5372.92	54.47	-19.53	74	38.88	32.35	12.97	29.73	101	61	P	H
		5452.72	45.27	-8.73	54	29.61	32.26	13.14	29.74	101	61	A	H
		5070.72	55.12	-18.88	74	38.72	32.72	13.39	29.71	100	96	P	V
		5087.1	44.71	-9.29	54	28.38	32.7	13.35	29.72	100	96	A	V
	*	5240	110.93	-	-	95.09	32.51	13.05	29.72	100	96	P	V
	*	5240	102.63	-	-	86.79	32.51	13.05	29.72	100	96	A	V
		5456.08	55	-19	74	39.34	32.25	13.15	29.74	100	96	P	V
		5453	44.48	-9.52	54	28.82	32.26	13.14	29.74	100	96	A	V
Remark	1. No other spurious found. 2. All results are PASS against Peak and Average limit line.												

Band 1 5150~5250MHz

WIFI 802.11n HT20 (Harmonic @ 3m)

WIFI	Note	Frequency	Level	Over	Limit	Read	Antenna	Path	Preamp	Ant	Table	Peak	Pol.
Ant.				Limit	Line	Level	Factor	Loss	Factor	Pos	Pos	Avg.	
0+3		(MHz)	(dBμV/m)	(dB)	(dBμV/m)	(dBμV)	(dB/m)	(dB)	(dB)	(cm)	(deg)	(P/A)	(H/V)
802.11n HT20 CH 36 5180MHz		10360	48.13	-20.07	68.2	51.51	39.9	17.48	60.76	100	0	P	H
		15540	45.11	-28.89	74	47.25	37.9	21.51	61.55	100	0	P	H
													H
													H
		10360	48.67	-19.53	68.2	52.05	39.9	17.48	60.76	100	0	P	V
		15540	44.7	-29.3	74	46.84	37.9	21.51	61.55	100	0	P	V
													V
													V
802.11n HT20 CH 44 5220MHz		10440	46.44	-21.76	68.2	49.83	40.02	17.55	60.96	100	0	P	H
		15660	43.57	-30.43	74	45.55	37.9	21.53	61.41	100	0	P	H
													H
													H
		10440	46.44	-21.76	68.2	49.83	40.02	17.55	60.96	100	0	P	V
		15660	45.44	-28.56	74	47.42	37.9	21.53	61.41	100	0	P	V
													V
													V
802.11n HT20 CH 48 5240MHz		10480	48.59	-19.61	68.2	51.99	40.07	17.58	61.05	100	0	P	H
		15720	44.81	-29.19	74	46.71	37.9	21.54	61.34	100	0	P	H
													H
													H
		10480	49.99	-18.21	68.2	53.39	40.07	17.58	61.05	100	0	P	V
		15720	44.77	-29.23	74	46.67	37.9	21.54	61.34	100	0	P	V
													V
													V
Remark	1. No other spurious found. 2. All results are PASS against Peak and Average limit line.												

Band 1 5150~5250MHz

WIFI 802.11n HT40 (Band Edge @ 3m)

WIFI Ant. 0+3	Note	Frequency (MHz)	Level (dBμV/m)	Over Limit (dB)	Limit Line (dBμV/m)	Read Level (dBμV)	Antenna Factor (dB/m)	Path Loss (dB)	Preamp Factor (dB)	Ant Pos (cm)	Table Pos (deg)	Peak Avg. (P/A)	Pol. (H/V)
802.11n HT40 CH 38 5190MHz		5148.46	59.08	-14.92	74	42.98	32.62	13.2	29.72	100	117	P	H
		5149.76	51.31	-2.69	54	35.21	32.62	13.2	29.72	100	117	A	H
	*	5190	109.52	-	-	93.57	32.57	13.1	29.72	100	117	P	H
	*	5190	101.44	-	-	85.49	32.57	13.1	29.72	100	117	A	H
		5412.12	56.77	-17.23	74	41.2	32.31	12.99	29.73	100	117	P	H
		5412.12	50.39	-3.61	54	34.82	32.31	12.99	29.73	100	117	A	H
		5146.64	56.88	-17.12	74	40.77	32.62	13.21	29.72	101	102	P	V
		5150	49.55	-4.45	54	33.45	32.62	13.2	29.72	101	102	A	V
	*	5190	107.04	-	-	91.09	32.57	13.1	29.72	101	102	P	V
	*	5190	99.31	-	-	83.36	32.57	13.1	29.72	101	102	A	V
		5412.4	55.62	-18.38	74	40.05	32.31	12.99	29.73	101	102	P	V
		5412.4	48.43	-5.57	54	32.86	32.31	12.99	29.73	101	102	A	V
802.11n HT40 CH 46 5230MHz		5086.06	55.15	-18.85	74	38.82	32.7	13.35	29.72	102	69	P	H
		5149.76	46.35	-7.65	54	30.25	32.62	13.2	29.72	102	69	A	H
	*	5230	110.45	-	-	94.59	32.52	13.06	29.72	102	69	P	H
	*	5230	102.6	-	-	86.74	32.52	13.06	29.72	102	69	A	H
		5453.56	57.48	-16.52	74	41.82	32.26	13.14	29.74	102	69	P	H
		5452.72	51.25	-2.75	54	35.59	32.26	13.14	29.74	102	69	A	H
		5043.16	55.39	-18.61	74	38.89	32.75	13.46	29.71	100	75	P	V
		5142.74	45.82	-8.18	54	29.69	32.63	13.22	29.72	100	75	A	V
	*	5230	107.88	-	-	92.02	32.52	13.06	29.72	100	75	P	V
	*	5230	100.08	-	-	84.22	32.52	13.06	29.72	100	75	A	V
		5459.16	55.69	-18.31	74	40.02	32.25	13.16	29.74	100	75	P	V
		5453.28	48.62	-5.38	54	32.96	32.26	13.14	29.74	100	75	A	V
Remark	1. No other spurious found. 2. All results are PASS against Peak and Average limit line.												

Band 1 5150~5250MHz

WIFI 802.11n HT40 (Harmonic @ 3m)

WIFI Ant. 0+3	Note	Frequency (MHz)	Level (dBμV/m)	Over Limit (dB)	Limit Line (dBμV/m)	Read Level (dBμV)	Antenna Factor (dB/m)	Path Loss (dB)	Preamp Factor (dB)	Ant Pos (cm)	Table Pos (deg)	Peak Avg. (P/A)	Pol. (H/V)
802.11n HT40 CH 38 5190MHz		10380	46.56	-21.64	68.2	49.94	39.93	17.5	60.81	100	0	P	H
		15570	44.52	-29.48	74	46.62	37.9	21.52	61.52	100	0	P	H
													H
													H
		10380	45.64	-22.56	68.2	49.02	39.93	17.5	60.81	100	0	P	V
		15570	44.11	-29.89	74	46.21	37.9	21.52	61.52	100	0	P	V
													V
													V
802.11n HT40 CH 46 5230MHz		10460	46.72	-21.48	68.2	50.12	40.04	17.56	61	100	0	P	H
		15690	45.04	-28.96	74	46.97	37.9	21.54	61.37	100	0	P	H
													H
													H
		10460	47.06	-21.14	68.2	50.46	40.04	17.56	61	100	0	P	V
		15690	46.52	-27.48	74	48.45	37.9	21.54	61.37	100	0	P	V
													V
													V

Remark

1. No other spurious found.
2. All results are PASS against Peak and Average limit line.

Band 1 5150~5250MHz

WIFI 802.11ac VHT80 (Band Edge @ 3m)

WIFI Ant. 0+3	Note	Frequency (MHz)	Level (dBμV/m)	Over Limit (dB)	Limit Line (dBμV/m)	Read Level (dBμV)	Antenna Factor (dB/m)	Path Loss (dB)	Preamp Factor (dB)	Ant Pos (cm)	Table Pos (deg)	Peak Avg. (P/A)	Pol. (H/V)
802.11ac VHT80 CH 42 5210MHz		5140.92	60.02	-13.98	74	43.89	32.63	13.22	29.72	100	62	P	H
		5140.66	51.99	-2.01	54	35.86	32.63	13.22	29.72	100	62	A	H
	*	5210	105.75	-	-	89.85	32.55	13.07	29.72	100	62	P	H
	*	5210	98.2	-	-	82.3	32.55	13.07	29.72	100	62	A	H
		5355.56	56.07	-17.93	74	40.45	32.37	12.98	29.73	100	62	P	H
		5376	46.13	-7.87	54	30.54	32.35	12.97	29.73	100	62	A	H
		5146.64	57.69	-16.31	74	41.58	32.62	13.21	29.72	100	97	P	V
		5147.94	50.11	-3.89	54	34.01	32.62	13.2	29.72	100	97	A	V
	*	5210	102.72	-	-	86.82	32.55	13.07	29.72	100	97	P	V
	*	5210	95.19	-	-	79.29	32.55	13.07	29.72	100	97	A	V
		5452.16	54.6	-19.4	74	38.94	32.26	13.14	29.74	100	97	P	V
		5396.16	45.46	-8.54	54	29.92	32.32	12.95	29.73	100	97	A	V
Remark	1. No other spurious found. 2. All results are PASS against Peak and Average limit line.												

Band 1 5150~5250MHz

WIFI 802.11ac VHT80 (Harmonic @ 3m)

WIFI	Note	Frequency	Level	Over	Limit	Read	Antenna	Path	Preamp	Ant	Table	Peak	Pol.
Ant.				Limit	Line	Level	Factor	Loss	Factor	Pos	Pos	Avg.	
0+3		(MHz)	(dBμV/m)	(dB)	(dBμV/m)	(dBμV)	(dB/m)	(dB)	(dB)	(cm)	(deg)	(P/A)	(H/V)
802.11ac VHT80 CH 42 5210MHz		10420	45.67	-22.53	68.2	49.06	39.99	17.53	60.91	100	0	P	H
		15630	44.81	-29.19	74	46.82	37.9	21.53	61.44	100	0	P	H
													H
													H
		10420	46.07	-22.13	68.2	49.46	39.99	17.53	60.91	100	0	P	V
		15630	45.01	-28.99	74	47.02	37.9	21.53	61.44	100	0	P	V
													V
													V
Remark	1. No other spurious found. 2. All results are PASS against Peak and Average limit line.												

Band 2 - 5250~5350MHz

WIFI 802.11a (Band Edge @ 3m)

WIFI Ant. 0+3	Note	Frequency (MHz)	Level (dBμV/m)	Over Limit (dB)	Limit Line (dBμV/m)	Read Level (dBμV)	Antenna Factor (dB/m)	Path Loss (dB)	Preamp Factor (dB)	Ant Pos (cm)	Table Pos (deg)	Peak Avg. (P/A)	Pol. (H/V)
802.11a CH 52 5260MHz		5013.6	55.21	-18.79	74	38.61	32.78	13.53	29.71	101	122	P	H
		5100.98	45.09	-8.91	54	28.81	32.68	13.32	29.72	101	122	A	H
	*	5260	113.07	-	-	97.27	32.49	13.04	29.73	101	122	P	H
	*	5260	105.01	-	-	89.21	32.49	13.04	29.73	101	122	A	H
		5353.44	55.11	-18.89	74	39.48	32.38	12.98	29.73	101	122	P	H
		5350.56	44.78	-9.22	54	29.15	32.38	12.98	29.73	101	122	A	H
		5052.02	55.51	-18.49	74	39.04	32.74	13.44	29.71	101	90	P	V
		5119.34	44.69	-9.31	54	28.48	32.66	13.27	29.72	101	90	A	V
	*	5260	110.39	-	-	94.59	32.49	13.04	29.73	101	90	P	V
	*	5260	103.1	-	-	87.3	32.49	13.04	29.73	101	90	A	V
		5362.32	54.49	-19.51	74	38.88	32.37	12.97	29.73	101	90	P	V
		5452.8	44.57	-9.43	54	28.91	32.26	13.14	29.74	101	90	A	V
802.11a CH 60 5300MHz		5106.42	55.46	-18.54	74	39.21	32.67	13.3	29.72	101	122	P	H
		5127.84	44.92	-9.08	54	28.74	32.65	13.25	29.72	101	122	A	H
	*	5300	113.19	-	-	97.47	32.44	13.01	29.73	101	122	P	H
	*	5300	105.7	-	-	89.98	32.44	13.01	29.73	101	122	A	H
		5351.76	56.9	-17.1	74	41.27	32.38	12.98	29.73	101	122	P	H
		5353.92	46.45	-7.55	54	30.82	32.38	12.98	29.73	101	122	A	H
		5029.24	55.65	-18.35	74	39.11	32.76	13.49	29.71	101	90	P	V
		5059.84	44.74	-9.26	54	28.3	32.73	13.42	29.71	101	90	A	V
	*	5300	111	-	-	95.28	32.44	13.01	29.73	101	90	P	V
	*	5300	103.67	-	-	87.95	32.44	13.01	29.73	101	90	A	V
		5353.68	54.67	-19.33	74	39.04	32.38	12.98	29.73	101	90	P	V
		5350.32	45.29	-8.71	54	29.66	32.38	12.98	29.73	101	90	A	V

802.11a CH 64 5320MHz	*	5320	113.32	-	-	97.63	32.42	13	29.73	101	120	P	H
	*	5320	105.84	-	-	90.15	32.42	13	29.73	101	120	A	H
		5353.44	57.11	-16.89	74	41.48	32.38	12.98	29.73	101	120	P	H
		5352.48	47.03	-6.97	54	31.4	32.38	12.98	29.73	101	120	A	H
													H
													H
	*	5320	110.63	-	-	94.94	32.42	13	29.73	101	88	P	V
	*	5320	103.23	-	-	87.54	32.42	13	29.73	101	88	A	V
		5356.64	55.07	-18.93	74	39.45	32.37	12.98	29.73	101	88	P	V
		5350.88	45.62	-8.38	54	29.99	32.38	12.98	29.73	101	88	A	V
													V
													V
Remark	1. No other spurious found. 2. All results are PASS against Peak and Average limit line.												

Band 2 5250~5350MHz

WIFI 802.11a (Harmonic @ 3m)

WIFI Ant. 0+3	Note	Frequency (MHz)	Level (dBμV/m)	Over Limit (dB)	Limit Line (dBμV/m)	Read Level (dBμV)	Antenna Factor (dB/m)	Path Loss (dB)	Preamp Factor (dB)	Ant Pos (cm)	Table Pos (deg)	Peak Avg. (P/A)	Pol. (H/V)
802.11a CH 52 5260MHz		10520	47.22	-20.98	68.2	50.63	40.1	17.61	61.12	100	0	P	H
		15780	44.71	-29.29	74	46.51	37.9	21.56	61.26	100	0	P	H
													H
													H
		10520	47.02	-21.18	68.2	50.43	40.1	17.61	61.12	100	0	P	V
		15780	44.66	-29.34	74	46.46	37.9	21.56	61.26	100	0	P	V
													V
													V
802.11a CH 60 5300MHz		10600	49.06	-24.94	74	54.97	40.1	17.68	63.69	100	0	P	H
		15900	44.45	-29.55	74	47.45	37.9	21.58	62.48	100	0	P	H
													H
													H
		10600	49.02	-24.98	74	54.93	40.1	17.68	63.69	100	0	P	V
		15900	45.23	-28.77	74	48.23	37.9	21.58	62.48	100	0	P	V
													V
													V
802.11a CH 64 5320MHz		10640	52.72	-21.28	74	58.64	40.1	17.7	63.72	381	334	P	H
		10640	42.78	-11.22	54	48.7	40.1	17.7	63.72	381	334	A	H
		15960	47	-27	74	50.03	37.9	21.59	62.52	100	0	P	H
													H
		10640	52.26	-21.74	74	58.18	40.1	17.7	63.72	392	17	P	V
		10640	41.84	-12.16	54	47.76	40.1	17.7	63.72	392	17	A	V
		15960	46.17	-27.83	74	49.2	37.9	21.59	62.52	100	0	P	V
													V
Remark	1. No other spurious found. 2. All results are PASS against Peak and Average limit line.												

Band 2 5250~5350MHz

WIFI 802.11n HT20 (Band Edge @ 3m)

WIFI Ant.	Note	Frequency	Level	Over Limit	Limit Line	Read Level	Antenna Factor	Path Loss	Preamp Factor	Ant Pos	Table Pos	Peak Avg.	Pol.
0+3		(MHz)	(dBμV/m)	(dB)	(dBμV/m)	(dBμV)	(dB/m)	(dB)	(dB)	(cm)	(deg)	(P/A)	(H/V)
802.11n HT20 CH 52 5260MHz		5140.76	54.53	-19.47	74	38.4	32.63	13.22	29.72	100	63	P	H
		5016.32	45.06	-8.94	54	28.47	32.78	13.52	29.71	100	63	A	H
	*	5260	113.52	-	-	97.72	32.49	13.04	29.73	100	63	P	H
	*	5260	105.93	-	-	90.13	32.49	13.04	29.73	100	63	A	H
		5354.88	55.19	-18.81	74	39.57	32.37	12.98	29.73	100	63	P	H
		5352.24	45.22	-8.78	54	29.59	32.38	12.98	29.73	100	63	A	H
		5064.6	54.85	-19.15	74	38.44	32.72	13.4	29.71	101	85	P	V
		5036.04	45.05	-8.95	54	28.53	32.76	13.47	29.71	101	85	A	V
	*	5260	111.18	-	-	95.38	32.49	13.04	29.73	101	85	P	V
	*	5260	103.79	-	-	87.99	32.49	13.04	29.73	101	85	A	V
		5418.24	54.65	-19.35	74	39.08	32.3	13.01	29.74	101	85	P	V
		5452.56	44.6	-9.4	54	28.94	32.26	13.14	29.74	101	85	A	V
802.11n HT20 CH 60 5300MHz		5133.96	55.5	-18.5	74	39.34	32.64	13.24	29.72	100	63	P	H
		5081.6	44.8	-9.2	54	28.45	32.7	13.36	29.71	100	63	A	H
	*	5300	114.25	-	-	98.53	32.44	13.01	29.73	100	63	P	H
	*	5300	106.53	-	-	90.81	32.44	13.01	29.73	100	63	A	H
		5353.92	57.02	-16.98	74	41.39	32.38	12.98	29.73	100	63	P	H
		5356.08	46.86	-7.14	54	31.24	32.37	12.98	29.73	100	63	A	H
		5097.58	54.72	-19.28	74	38.43	32.68	13.33	29.72	102	89	P	V
		5081.6	44.73	-9.27	54	28.38	32.7	13.36	29.71	102	89	A	V
	*	5300	111.6	-	-	95.88	32.44	13.01	29.73	102	89	P	V
	*	5300	103.85	-	-	88.13	32.44	13.01	29.73	102	89	A	V
		5358.24	55.35	-18.65	74	39.73	32.37	12.98	29.73	102	89	P	V
		5354.16	45.73	-8.27	54	30.1	32.38	12.98	29.73	102	89	A	V

	*	5320	114.01	-	-	98.32	32.42	13	29.73	100	62	P	H
	*	5320	106.25	-	-	90.56	32.42	13	29.73	100	62	A	H
		5373.6	56.34	-17.66	74	40.75	32.35	12.97	29.73	100	62	P	H
		5352.32	46.64	-7.36	54	31.01	32.38	12.98	29.73	100	62	A	H
802.11n													H
HT20													H
CH 64	*	5320	111.35	-	-	95.66	32.42	13	29.73	100	88	P	V
5320MHz	*	5320	103.45	-	-	87.76	32.42	13	29.73	100	88	A	V
		5357.76	55.19	-18.81	74	39.57	32.37	12.98	29.73	100	88	P	V
		5352.32	45.11	-8.89	54	29.48	32.38	12.98	29.73	100	88	A	V
													V
													V

Remark

1. No other spurious found.
2. All results are PASS against Peak and Average limit line.

Band 2 5250~5350MHz

WIFI 802.11n HT20 (Harmonic @ 3m)

WIFI Ant. 0+3	Note	Frequency (MHz)	Level (dBμV/m)	Over Limit (dB)	Limit Line (dBμV/m)	Read Level (dBμV)	Antenna Factor (dB/m)	Path Loss (dB)	Preamp Factor (dB)	Ant Pos (cm)	Table Pos (deg)	Peak Avg. (P/A)	Pol. (H/V)
802.11n HT20 CH 52 5260MHz		10520	48.83	-19.37	68.2	52.24	40.1	17.61	61.12	100	0	P	H
		15780	44.39	-29.61	74	46.19	37.9	21.56	61.26	100	0	P	H
													H
													H
		10520	48.08	-20.12	68.2	51.49	40.1	17.61	61.12	100	0	P	V
		15780	44.1	-29.9	74	45.9	37.9	21.56	61.26	100	0	P	V
													V
													V
802.11n HT20 CH 60 5300MHz		10600	46.79	-27.21	74	50.23	40.1	17.68	61.22	100	0	P	H
		15900	45.32	-28.68	74	46.96	37.9	21.58	61.12	100	0	P	H
													H
													H
		10600	47.81	-26.19	74	51.25	40.1	17.68	61.22	100	0	P	V
		15900	45.18	-28.82	74	46.82	37.9	21.58	61.12	100	0	P	V
													V
													V
802.11n HT20 CH 64 5320MHz		10640	49.88	-24.12	74	53.35	40.1	17.7	61.27	100	0	P	H
		15960	44.44	-29.56	74	46	37.9	21.59	61.05	100	0	P	H
													H
													H
		10640	48.63	-25.37	74	52.1	40.1	17.7	61.27	100	0	P	V
		15960	44.29	-29.71	74	45.85	37.9	21.59	61.05	100	0	P	V
													V
													V

Remark

1. No other spurious found.
2. All results are PASS against Peak and Average limit line.

Band 2 5250~5350MHz

WIFI 802.11n HT40 (Band Edge @ 3m)

WIFI Ant. 0+3	Note	Frequency (MHz)	Level (dBμV/m)	Over Limit (dB)	Limit Line (dBμV/m)	Read Level (dBμV)	Antenna Factor (dB/m)	Path Loss (dB)	Preamp Factor (dB)	Ant Pos (cm)	Table Pos (deg)	Peak Avg. (P/A)	Pol. (H/V)
802.11n HT40 CH 54 5270MHz		5091.46	54.15	-19.85	74	37.84	32.69	13.34	29.72	100	61	P	H
		5047.6	46.37	-7.63	54	29.89	32.74	13.45	29.71	100	61	A	H
	*	5270	111.72	-	-	95.94	32.48	13.03	29.73	100	61	P	H
	*	5270	104.03	-	-	88.25	32.48	13.03	29.73	100	61	A	H
		5351.28	56.23	-17.77	74	40.6	32.38	12.98	29.73	100	61	P	H
		5352.24	47.7	-6.3	54	32.07	32.38	12.98	29.73	100	61	A	H
		5049.98	54.74	-19.26	74	38.27	32.74	13.44	29.71	101	90	P	V
		5045.56	45.54	-8.46	54	29.05	32.75	13.45	29.71	101	90	A	V
	*	5270	108.65	-	-	92.87	32.48	13.03	29.73	101	90	P	V
	*	5270	100.94	-	-	85.16	32.48	13.03	29.73	101	90	A	V
		5354.64	54.95	-19.05	74	39.33	32.37	12.98	29.73	101	90	P	V
		5350.32	46.35	-7.65	54	30.72	32.38	12.98	29.73	101	90	A	V
802.11n HT40 CH 62 5310MHz		5078.2	56.78	-17.22	74	40.41	32.71	13.37	29.71	100	64	P	H
		5017.34	45.36	-8.64	54	28.77	32.78	13.52	29.71	100	64	A	H
	*	5310	109.07	-	-	93.36	32.43	13.01	29.73	100	64	P	H
	*	5310	101.25	-	-	85.54	32.43	13.01	29.73	100	64	A	H
		5352	59.57	-14.43	74	43.94	32.38	12.98	29.73	100	64	P	H
		5352.24	51.54	-2.46	54	35.91	32.38	12.98	29.73	100	64	A	H
		5013.26	55.02	-18.98	74	38.42	32.78	13.53	29.71	100	86	P	V
		5084.66	45.33	-8.67	54	28.99	32.7	13.36	29.72	100	86	A	V
	*	5310	105.73	-	-	90.02	32.43	13.01	29.73	100	86	P	V
	*	5310	97.8	-	-	82.09	32.43	13.01	29.73	100	86	A	V
		5351.52	58.34	-15.66	74	42.71	32.38	12.98	29.73	100	86	P	V
		5350.56	49.58	-4.42	54	33.95	32.38	12.98	29.73	100	86	A	V
Remark	1. No other spurious found. 2. All results are PASS against Peak and Average limit line.												

Band 2 5250~5350MHz

WIFI 802.11n HT40 (Harmonic @ 3m)

WIFI Ant. 0+3	Note	Frequency (MHz)	Level (dBμV/m)	Over Limit (dB)	Limit Line (dBμV/m)	Read Level (dBμV)	Antenna Factor (dB/m)	Path Loss (dB)	Preamp Factor (dB)	Ant Pos (cm)	Table Pos (deg)	Peak Avg. (P/A)	Pol. (H/V)
802.11n HT40 CH 54 5270MHz		10540	47.37	-20.83	68.2	50.79	40.1	17.63	61.15	100	0	P	H
		15810	44.92	-29.08	74	46.68	37.9	21.57	61.23	100	0	P	H
													H
													H
		10540	46.81	-21.39	68.2	50.23	40.1	17.63	61.15	100	0	P	V
		15810	44.4	-29.6	74	46.16	37.9	21.57	61.23	100	0	P	V
													V
													V
802.11n HT40 CH 62 5310MHz		10620	46.27	-27.73	74	49.72	40.1	17.69	61.24	100	0	P	H
		15930	44.66	-29.34	74	46.25	37.9	21.59	61.08	100	0	P	H
													H
													H
		10620	46.08	-27.92	74	49.53	40.1	17.69	61.24	100	0	P	V
		15930	44.04	-29.96	74	45.63	37.9	21.59	61.08	100	0	P	V
													V
													V

Remark

1. No other spurious found.
2. All results are PASS against Peak and Average limit line.

Band 2 5250~5350MHz

WIFI 802.11ac VHT80 (Band Edge @ 3m)

WIFI Ant. 0+3	Note	Frequency (MHz)	Level (dBμV/m)	Over Limit (dB)	Limit Line (dBμV/m)	Read Level (dBμV)	Antenna Factor (dB/m)	Path Loss (dB)	Preamp Factor (dB)	Ant Pos (cm)	Table Pos (deg)	Peak Avg. (P/A)	Pol. (H/V)
802.11ac VHT80 CH 58 5290MHz		5129.54	56.12	-17.88	74	39.95	32.64	13.25	29.72	101	63	P	H
		5086.36	45.97	-8.03	54	29.64	32.7	13.35	29.72	101	63	A	H
	*	5290	100.59	-	-	84.85	32.45	13.02	29.73	101	63	P	H
	*	5290	93.44	-	-	77.7	32.45	13.02	29.73	101	63	A	H
		5364.72	59.48	-14.52	74	43.88	32.36	12.97	29.73	101	63	P	H
		5350.32	51.79	-2.21	54	36.16	32.38	12.98	29.73	101	63	A	H
		5025.84	55.48	-18.52	74	38.92	32.77	13.5	29.71	100	66	P	V
		5044.2	45.69	-8.31	54	29.2	32.75	13.45	29.71	100	66	A	V
	*	5290	98.3	-	-	82.56	32.45	13.02	29.73	100	66	P	V
	*	5290	90.19	-	-	74.45	32.45	13.02	29.73	100	66	A	V
		5360.88	56.19	-17.81	74	40.57	32.37	12.98	29.73	100	66	P	V
		5361.6	47.47	-6.53	54	31.86	32.37	12.97	29.73	100	66	A	V
Remark	1. No other spurious found. 2. All results are PASS against Peak and Average limit line.												

Band 2 5250~5350MHz

WIFI 802.11ac VHT80 (Harmonic @ 3m)

WIFI	Note	Frequency	Level	Over	Limit	Read	Antenna	Path	Preamp	Ant	Table	Peak	Pol.
Ant.				Limit	Line	Level	Factor	Loss	Factor	Pos	Pos	Avg.	
0+3		(MHz)	(dBμV/m)	(dB)	(dBμV/m)	(dBμV)	(dB/m)	(dB)	(dB)	(cm)	(deg)	(P/A)	(H/V)
802.11ac VHT80 CH 58 5290MHz		10580	46.35	-21.85	68.2	49.79	40.1	17.66	61.2	100	0	P	H
		15870	44.37	-29.63	74	46.05	37.9	21.58	61.16	100	0	P	H
													H
													H
		10580	46.3	-21.9	68.2	49.74	40.1	17.66	61.2	100	0	P	V
		15870	43.8	-30.2	74	45.48	37.9	21.58	61.16	100	0	P	V
													V
													V

Remark

1. No other spurious found.
2. All results are PASS against Peak and Average limit line.

Band 3 - 5470~5725MHz

WIFI 802.11a (Band Edge @ 3m)

WIFI Ant. 0+3	Note	Frequency (MHz)	Level (dBμV/m)	Over Limit (dB)	Limit Line (dBμV/m)	Read Level (dBμV)	Antenna Factor (dB/m)	Path Loss (dB)	Preamp Factor (dB)	Ant Pos (cm)	Table Pos (deg)	Peak Avg. (P/A)	Pol. (H/V)
802.11a CH 100 5500MHz		5424.56	55.53	-18.47	74	39.94	32.29	13.04	29.74	100	63	P	H
		5461.2	54.43	-13.77	68.2	38.75	32.25	13.17	29.74	100	63	P	H
		5452.88	45.48	-8.52	54	29.82	32.26	13.14	29.74	100	63	A	H
	*	5500	113.51	-	-	97.74	32.2	13.31	29.74	100	63	P	H
	*	5500	105.66	-	-	89.89	32.2	13.31	29.74	100	63	A	H
													H
		5380.72	54.4	-19.6	74	38.83	32.34	12.96	29.73	106	9	P	V
		5461.36	54.04	-14.16	68.2	38.36	32.25	13.17	29.74	106	9	P	V
		5452.56	44.31	-9.69	54	28.65	32.26	13.14	29.74	106	9	A	V
	*	5500	110.44	-	-	94.67	32.2	13.31	29.74	106	9	P	V
	*	5500	102.25	-	-	86.48	32.2	13.31	29.74	106	9	A	V
													V
802.11a CH 116 5580MHz		5373.04	54.34	-19.66	74	38.75	32.35	12.97	29.73	259	117	P	H
		5464.72	54.63	-13.57	68.2	38.95	32.24	13.18	29.74	259	117	P	H
		5452.72	45.22	-8.78	54	29.56	32.26	13.14	29.74	259	117	A	H
	*	5580	112.67	-	-	96.48	32.38	13.59	29.78	259	117	P	H
	*	5580	105.28	-	-	89.09	32.38	13.59	29.78	259	117	A	H
		5730.35	55.63	-12.57	68.2	38.76	32.71	14.01	29.85	259	117	P	H
		5351.2	54.72	-19.28	74	39.09	32.38	12.98	29.73	107	9	P	V
		5462.32	54.5	-13.7	68.2	38.82	32.25	13.17	29.74	107	9	P	V
		5455.12	43.53	-10.47	54	27.87	32.25	13.15	29.74	107	9	A	V
	*	5580	110.57	-	-	94.38	32.38	13.59	29.78	107	9	P	V
	*	5580	102.57	-	-	86.38	32.38	13.59	29.78	107	9	A	V
		5752.085	55.13	-13.07	68.2	38.17	32.75	14.07	29.86	107	9	P	V

802.11a CH 140 5700MHz	*	5700	113.39	-	-	96.66	32.64	13.93	29.84	257	117	P	H
	*	5700	106.06	-	-	89.33	32.64	13.93	29.84	257	117	A	H
		5727	59.21	-8.99	68.2	42.36	32.7	14	29.85	257	117	P	H
													H
													H
													H
	*	5700	109.59	-	-	92.86	32.64	13.93	29.84	107	10	P	V
	*	5700	102.42	-	-	85.69	32.64	13.93	29.84	107	10	A	V
		5725.32	57.42	-10.78	68.2	40.57	32.7	14	29.85	107	10	P	V
													V
													V
													V
Remark	1. No other spurious found. 2. All results are PASS against Peak and Average limit line.												

Band 3 - 5470~5725MHz

WIFI 802.11a (Harmonic @ 3m)

WIFI	Note	Frequency	Level	Over	Limit	Read	Antenna	Path	Preamp	Ant	Table	Peak	Pol.
Ant.				Limit	Line	Level	Factor	Loss	Factor	Pos	Pos	Avg.	
0+3		(MHz)	(dBμV/m)	(dB)	(dBμV/m)	(dBμV)	(dB/m)	(dB)	(dB)	(cm)	(deg)	(P/A)	(H/V)
802.11a CH 100 5500MHz		11000	53.83	-20.17	74	57.44	40.1	17.99	61.7	366	349	P	H
		11000	41.49	-12.51	54	45.1	40.1	17.99	61.7	366	349	A	H
		16500	47.53	-20.67	68.2	44.85	40.1	22.28	59.7	100	0	P	H
													H
		11000	49.79	-24.21	74	53.4	40.1	17.99	61.7	100	0	P	V
		16500	47.54	-20.66	68.2	44.86	40.1	22.28	59.7	100	0	P	V
													V
													V
802.11a CH 116 5580MHz		11160	49.31	-24.69	74	53.08	39.97	18.12	61.86	100	0	P	H
		16740	48.02	-20.18	68.2	44.11	40.96	22.6	59.65	100	0	P	H
													H
													H
		11160	47.44	-26.56	74	51.21	39.97	18.12	61.86	100	0	P	V
		16740	48.3	-19.9	68.2	44.39	40.96	22.6	59.65	100	0	P	V
													V
													V
802.11a CH 140 5700MHz		11400	54.15	-19.85	74	58.17	39.78	18.3	62.1	206	348	P	H
		11400	44.22	-9.78	54	48.24	39.78	18.3	62.1	206	348	A	H
		17100	49.27	-18.93	68.2	43.14	42.42	23.09	59.38	100	0	P	H
													H
		11400	48.69	-25.31	74	52.71	39.78	18.3	62.1	100	0	P	V
		17100	49.46	-18.74	68.2	43.33	42.42	23.09	59.38	100	0	P	V
													V
													V
Remark	1. No other spurious found. 2. All results are PASS against Peak and Average limit line.												

Band 3 - 5470~5725MHz

WIFI 802.11n HT20 (Band Edge @ 3m)

WIFI Ant.	Note	Frequency	Level	Over Limit	Limit Line	Read Level	Antenna Factor	Path Loss	Preamp Factor	Ant Pos	Table Pos	Peak Avg.	Pol.
0+3		(MHz)	(dBμV/m)	(dB)	(dBμV/m)	(dBμV)	(dB/m)	(dB)	(dB)	(cm)	(deg)	(P/A)	(H/V)
802.11n HT20 CH 100 5500MHz		5453.2	56.44	-17.56	74	40.78	32.26	13.14	29.74	103	61	P	H
		5464.56	55.72	-12.48	68.2	40.04	32.24	13.18	29.74	103	61	P	H
		5452.72	46.86	-7.14	54	31.2	32.26	13.14	29.74	103	61	A	H
	*	5500	114.37	-	-	98.6	32.2	13.31	29.74	103	61	P	H
	*	5500	106.58	-	-	90.81	32.2	13.31	29.74	103	61	A	H
													H
		5455.12	54.84	-19.16	74	39.18	32.25	13.15	29.74	101	7	P	V
		5466.48	54.9	-13.3	68.2	39.21	32.24	13.19	29.74	101	7	P	V
		5455.12	44.56	-9.44	54	28.9	32.25	13.15	29.74	101	7	A	V
	*	5500	111.19	-	-	95.42	32.2	13.31	29.74	101	7	P	V
	*	5500	103.19	-	-	87.42	32.2	13.31	29.74	101	7	A	V
													V
802.11n HT20 CH 116 5580MHz		5456.56	54.06	-19.94	74	38.4	32.25	13.15	29.74	101	61	P	H
		5467.12	53.92	-14.28	68.2	38.23	32.24	13.19	29.74	101	61	P	H
		5452.96	45.1	-8.9	54	29.44	32.26	13.14	29.74	101	61	A	H
	*	5580	113.9	-	-	97.71	32.38	13.59	29.78	101	61	P	H
	*	5580	105.69	-	-	89.5	32.38	13.59	29.78	101	61	A	H
		5739.17	54.53	-13.67	68.2	37.61	32.73	14.04	29.85	101	61	P	H
		5360.32	54.82	-19.18	74	39.2	32.37	12.98	29.73	104	13	P	V
		5462.32	53.63	-14.57	68.2	37.95	32.25	13.17	29.74	104	13	P	V
		5360.32	43.46	-10.54	54	27.84	32.37	12.98	29.73	104	13	A	V
	*	5580	110.6	-	-	94.41	32.38	13.59	29.78	104	13	P	V
	*	5580	101.99	-	-	85.8	32.38	13.59	29.78	104	13	A	V
		5746.415	55.4	-12.8	68.2	38.46	32.74	14.06	29.86	104	13	P	V

802.11n HT20 CH 140 5700MHz	*	5700	112.89	-	-	96.16	32.64	13.93	29.84	101	61	P	H
	*	5700	104.84	-	-	88.11	32.64	13.93	29.84	101	61	A	H
		5729.24	59.49	-8.71	68.2	42.63	32.7	14.01	29.85	101	61	P	H
													H
													H
													H
	*	5700	110.62	-	-	93.89	32.64	13.93	29.84	108	99	P	V
	*	5700	102.68	-	-	85.95	32.64	13.93	29.84	108	99	A	V
		5734.44	57.31	-10.89	68.2	40.42	32.72	14.02	29.85	108	99	P	V
													V
													V
													V
Remark	1. No other spurious found. 2. All results are PASS against Peak and Average limit line.												

Band 3 - 5470~5725MHz

WIFI 802.11n HT20 (Harmonic @ 3m)

WIFI	Note	Frequency	Level	Over	Limit	Read	Antenna	Path	Preamp	Ant	Table	Peak	Pol.
Ant.				Limit	Line	Level	Factor	Loss	Factor	Pos	Pos	Avg.	
0+3		(MHz)	(dBμV/m)	(dB)	(dBμV/m)	(dBμV)	(dB/m)	(dB)	(dB)	(cm)	(deg)	(P/A)	(H/V)
802.11n HT20 CH 100 5500MHz		11000	58.75	-15.25	74	62.36	40.1	17.99	61.7	212	341	P	H
		11000	44.15	-9.85	54	47.76	40.1	17.99	61.7	212	341	A	H
		16500	47.04	-21.16	68.2	44.36	40.1	22.28	59.7	100	0	P	H
													H
		11000	55.05	-18.95	74	58.66	40.1	17.99	61.7	100	4	P	V
		11000	41.69	-12.31	54	45.3	40.1	17.99	61.7	100	4	A	V
		16500	47.49	-20.71	68.2	44.81	40.1	22.28	59.7	100	0	P	V
													V
802.11n HT20 CH 116 5580MHz		11160	49.26	-24.74	74	53.03	39.97	18.12	61.86	100	0	P	H
		16740	48.43	-19.77	68.2	44.52	40.96	22.6	59.65	100	0	P	H
													H
													H
		11160	47.78	-26.22	74	51.55	39.97	18.12	61.86	100	0	P	V
		16740	47.8	-20.4	68.2	43.89	40.96	22.6	59.65	100	0	P	V
													V
													V
802.11n HT20 CH 140 5700MHz		11400	56.48	-17.52	74	60.5	39.78	18.3	62.1	207	347	P	H
		11400	44.11	-9.89	54	48.13	39.78	18.3	62.1	207	347	A	H
		17100	49.98	-18.22	68.2	43.85	42.42	23.09	59.38	100	0	P	H
													H
		11400	47.64	-26.36	74	51.66	39.78	18.3	62.1	100	0	P	V
		17100	48.67	-19.53	68.2	42.54	42.42	23.09	59.38	100	0	P	V
													V
													V

Remark

1. No other spurious found.
2. All results are PASS against Peak and Average limit line.

Band 3 - 5470~5725MHz

WIFI 802.11n HT40 (Band Edge @ 3m)

WIFI Ant.	Note	Frequency	Level	Over Limit	Limit Line	Read Level	Antenna Factor	Path Loss	Preamp Factor	Ant Pos	Table Pos	Peak Avg.	Pol.
0+3		(MHz)	(dBμV/m)	(dB)	(dBμV/m)	(dBμV)	(dB/m)	(dB)	(dB)	(cm)	(deg)	(P/A)	(H/V)
802.11n HT40 CH 102 5510MHz		5459.68	57.78	-16.22	74	42.11	32.25	13.16	29.74	102	60	P	H
		5466.4	61.82	-6.38	68.2	46.13	32.24	13.19	29.74	102	60	P	H
		5459.92	49.45	-4.55	54	33.78	32.25	13.16	29.74	102	60	A	H
	*	5510	112.1	-	-	96.28	32.22	13.34	29.74	102	60	P	H
	*	5510	104.43	-	-	88.61	32.22	13.34	29.74	102	60	A	H
		5734.13	55.7	-12.5	68.2	38.81	32.72	14.02	29.85	102	60	P	H
		5440.24	54.92	-19.08	74	39.3	32.27	13.09	29.74	110	14	P	V
		5469.76	59.95	-8.25	68.2	44.25	32.24	13.2	29.74	110	14	P	V
		5459.92	46.22	-7.78	54	30.55	32.25	13.16	29.74	110	14	A	V
	*	5510	108.34	-	-	92.52	32.22	13.34	29.74	110	14	P	V
	*	5510	100.75	-	-	84.93	32.22	13.34	29.74	110	14	A	V
		5756.18	54.89	-13.31	68.2	37.91	32.76	14.08	29.86	110	14	P	V
802.11n HT40 CH 110 5550MHz		5400.88	55.25	-18.75	74	39.71	32.32	12.95	29.73	103	63	P	H
		5470	54.95	-13.25	68.2	39.25	32.24	13.2	29.74	103	63	P	H
		5452.72	46.43	-7.57	54	30.77	32.26	13.14	29.74	103	63	A	H
	*	5550	111.25	-	-	95.22	32.31	13.48	29.76	103	63	P	H
	*	5550	103.35	-	-	87.32	32.31	13.48	29.76	103	63	A	H
		5761.85	55.93	-12.27	68.2	38.92	32.78	14.1	29.87	103	63	P	H
		5441.92	54.11	-19.89	74	38.48	32.27	13.1	29.74	101	14	P	V
		5464.72	53.03	-15.17	68.2	37.35	32.24	13.18	29.74	101	14	P	V
		5456.8	44.98	-9.02	54	29.32	32.25	13.15	29.74	101	14	A	V
	*	5550	108.27	-	-	92.24	32.31	13.48	29.76	101	14	P	V
	*	5550	100.25	-	-	84.22	32.31	13.48	29.76	101	14	A	V
		5762.165	54.24	-13.96	68.2	37.23	32.78	14.1	29.87	101	14	P	V

802.11n HT40 CH 134 5670MHz		5446.6	55.02	-18.98	74	39.38	32.26	13.12	29.74	101	63	P	H
		5466.55	54.99	-13.21	68.2	39.3	32.24	13.19	29.74	101	63	P	H
		5447.65	46.03	-7.97	54	30.39	32.26	13.12	29.74	101	63	A	H
	*	5670	109.57	-	-	92.97	32.57	13.85	29.82	101	63	P	H
	*	5670	101.86	-	-	85.26	32.57	13.85	29.82	101	63	A	H
		5759.575	57.11	-11.09	68.2	40.11	32.77	14.09	29.86	101	63	P	H
		5442.4	54.97	-19.03	74	39.34	32.27	13.1	29.74	351	8	P	V
		5467.25	53.63	-14.57	68.2	37.94	32.24	13.19	29.74	351	8	P	V
		5448	46.08	-7.92	54	30.44	32.26	13.12	29.74	351	8	A	V
	*	5670	107.85	-	-	91.25	32.57	13.85	29.82	351	8	P	V
	*	5670	100.04	-	-	83.44	32.57	13.85	29.82	351	8	A	V
		5758.875	55.93	-12.27	68.2	38.93	32.77	14.09	29.86	351	8	P	V
Remark	1. No other spurious found. 2. All results are PASS against Peak and Average limit line.												

Band 3 - 5470~5725MHz

WIFI 802.11n HT40 (Harmonic @ 3m)

WIFI Ant. 0+3	Note	Frequency (MHz)	Level (dBμV/m)	Over Limit (dB)	Limit Line (dBμV/m)	Read Level (dBμV)	Antenna Factor (dB/m)	Path Loss (dB)	Preamp Factor (dB)	Ant Pos (cm)	Table Pos (deg)	Peak Avg. (P/A)	Pol. (H/V)
802.11n HT40 CH 102 5510MHz		11020	48.81	-25.19	74	52.45	40.08	18	61.72	100	0	P	H
		16530	47.38	-20.82	68.2	44.54	40.21	22.32	59.69	100	0	P	H
													H
													H
		11020	48.29	-25.71	74	51.93	40.08	18	61.72	100	0	P	V
		16530	47.67	-20.53	68.2	44.83	40.21	22.32	59.69	100	0	P	V
													V
													V
802.11n HT40 CH 110 5550MHz		11100	49.16	-24.84	74	52.87	40.02	18.07	61.8	100	0	P	H
		16650	47.55	-20.65	68.2	44.1	40.64	22.48	59.67	100	0	P	H
													H
													H
		11100	47.89	-26.11	74	51.6	40.02	18.07	61.8	100	0	P	V
		16650	47.52	-20.68	68.2	44.07	40.64	22.48	59.67	100	0	P	V
													V
													V
802.11n HT40 CH 134 5670MHz		11340	52.98	-21.02	74	56.93	39.83	18.26	62.04	206	347	P	H
		11340	43.75	-10.25	54	47.7	39.83	18.26	62.04	206	347	A	H
		17010	48.24	-19.96	68.2	42.91	41.95	22.96	59.58	100	0	P	H
													H
		11340	47.2	-26.8	74	51.15	39.83	18.26	62.04	100	0	P	V
		17010	49.23	-18.97	68.2	43.9	41.95	22.96	59.58	100	0	P	V
													V
													V
Remark	1. No other spurious found. 2. All results are PASS against Peak and Average limit line.												

Band 3 - 5470~5725MHz

WIFI 802.11ac VHT80 (Band Edge @ 3m)

WIFI Ant.	Note	Frequency	Level	Over Limit	Limit Line	Read Level	Antenna Factor	Path Loss	Preamp Factor	Ant Pos	Table Pos	Peak Avg.	Pol.
0+3		(MHz)	(dBμV/m)	(dB)	(dBμV/m)	(dBμV)	(dB/m)	(dB)	(dB)	(cm)	(deg)	(P/A)	(H/V)
802.11ac VHT80 CH 106 5530MHz		5434.24	59.51	-14.49	74	43.9	32.28	13.07	29.74	100	64	P	H
		5465.92	62.79	-5.41	68.2	47.11	32.24	13.18	29.74	100	64	P	H
		5447.44	51.64	-2.36	54	36	32.26	13.12	29.74	100	64	A	H
	*	5530	107.82	-	-	91.89	32.27	13.41	29.75	100	64	P	H
	*	5530	99.96	-	-	84.03	32.27	13.41	29.75	100	64	A	H
		5735.705	55.6	-12.6	68.2	38.7	32.72	14.03	29.85	100	64	P	H
		5453.92	57.87	-16.13	74	42.21	32.26	13.14	29.74	101	10	P	V
		5465.92	58.9	-9.3	68.2	43.22	32.24	13.18	29.74	101	10	P	V
		5454.88	49.67	-4.33	54	34.02	32.25	13.14	29.74	101	10	A	V
	*	5530	104.11	-	-	88.18	32.27	13.41	29.75	101	10	P	V
	*	5530	96.26	-	-	80.33	32.27	13.41	29.75	101	10	A	V
		5743.58	55.55	-12.65	68.2	38.62	32.74	14.05	29.86	101	10	P	V

Band 3 5470~5725MHz

WIFI 802.11ac VHT80 (Harmonic @ 3m)

WIFI	Note	Frequency	Level	Over	Limit	Read	Antenna	Path	Preamp	Ant	Table	Peak	Pol.
Ant.				Limit	Line	Level	Factor	Loss	Factor	Pos	Pos	Avg.	
0+3		(MHz)	(dBμV/m)	(dB)	(dBμV/m)	(dBμV)	(dB/m)	(dB)	(dB)	(cm)	(deg)	(P/A)	(H/V)
		11060	46.59	-27.41	74	50.27	40.05	18.03	61.76	100	0	P	H
		16590	46.38	-21.82	68.2	43.25	40.42	22.39	59.68	100	0	P	H
802.11ac													H
VHT80													H
CH 106		11060	46.45	-27.55	74	50.13	40.05	18.03	61.76	100	0	P	V
5530MHz		16590	47.25	-20.95	68.2	44.12	40.42	22.39	59.68	100	0	P	V
													V
													V

Emission below 1GHz

WIFI 802.11ac(80) (LF @ 3m)

WIFI Ant. 0+3	Note	Frequency (MHz)	Level (dBμV/m)	Over Limit (dB)	Limit Line (dBμV/m)	Read Level (dBμV)	Antenna Factor (dB/m)	Path Loss (dB)	Preamp Factor (dB)	Ant Pos (cm)	Table Pos (deg)	Peak Avg. (P/A)	Pol. (H/V)
		112.45	33.37	-10.13	43.5	47.51	17.09	1.14	32.37	100	0	P	H
		159.98	31.43	-12.07	43.5	45.64	16.6	1.55	32.36	-	-	P	H
		240.49	26.67	-19.33	46	39.54	17.33	2.18	32.38	-	-	P	H
		499.48	24.85	-21.15	46	30.2	23.94	3.29	32.58	-	-	P	H
		774.96	30.95	-15.05	46	30.71	28.21	4.43	32.4	-	-	P	H
		966.05	34.05	-19.95	54	29.37	30.96	4.93	31.21	-	-	P	H
													H
													H
													H
													H
													H
802.11ac(80)													H
LF		30.97	22.79	-17.21	40	30.94	24	0.3	32.45	-	-	P	V
		110.51	30.05	-13.45	43.5	44.24	17.05	1.13	32.37	100	0	P	V
		440.31	24.09	-21.91	46	30.47	22.97	3.18	32.53	-	-	P	V
		625.58	28.2	-17.8	46	30.83	26.05	3.96	32.64	-	-	P	V
		848.68	32.19	-13.81	46	30.59	29.03	4.65	32.08	-	-	P	V
		977.69	34.23	-19.77	54	29.31	30.87	5.16	31.11	-	-	P	V
													V
													V
													V
													V
													V
													V

Remark

1. No other spurious found.
2. All results are PASS against limit line.

<Camera Mode>

Band 1 - 5150~5250MHz

WIFI 802.11a (Band Edge @ 3m)

WIFI Ant.	Note	Frequency	Level	Over Limit	Limit Line	Read Level	Antenna Factor	Path Loss	Preamp Factor	Ant Pos	Table Pos	Peak Avg.	Pol.
3		(MHz)	(dBμV/m)	(dB)	(dBμV/m)	(dBμV)	(dB/m)	(dB)	(dB)	(cm)	(deg)	(P/A)	(H/V)
802.11a CH 36 5180MHz		5074.62	55.54	-18.46	74	39.16	32.71	13.38	29.71	159	360	P	H
		5150	44.72	-9.28	54	28.62	32.62	13.2	29.72	159	360	A	H
	*	5180	107.94	-	-	91.95	32.58	13.13	29.72	159	360	P	H
	*	5180	100.37	-	-	84.38	32.58	13.13	29.72	159	360	A	H
													H
													H
		5035.88	55	-19	74	38.48	32.76	13.47	29.71	110	358	P	V
		5079.04	44.08	-9.92	54	27.71	32.71	13.37	29.71	110	358	A	V
	*	5180	103.61	-	-	87.62	32.58	13.13	29.72	110	358	P	V
	*	5180	95.67	-	-	79.68	32.58	13.13	29.72	110	358	A	V
													V
													V
802.11a CH 44 5220MHz		5092.3	54.34	-19.66	74	38.03	32.69	13.34	29.72	165	358	P	H
		5082.16	44.12	-9.88	54	27.77	32.7	13.36	29.71	165	358	A	H
	*	5220	108.41	-	-	92.52	32.54	13.07	29.72	165	358	P	H
	*	5220	101.09	-	-	85.2	32.54	13.07	29.72	165	358	A	H
		5459.44	53.88	-20.12	74	38.21	32.25	13.16	29.74	165	358	P	H
		5354.44	43.39	-10.61	54	27.77	32.37	12.98	29.73	165	358	A	H
		5143	54.39	-19.61	74	38.26	32.63	13.22	29.72	125	353	P	V
		5084.24	43.95	-10.05	54	27.61	32.7	13.36	29.72	125	353	A	V
	*	5220	104.75	-	-	88.86	32.54	13.07	29.72	125	353	P	V
	*	5220	97.01	-	-	81.12	32.54	13.07	29.72	125	353	A	V
		5380.76	54.1	-19.9	74	38.53	32.34	12.96	29.73	125	353	P	V
		5353.04	43.28	-10.72	54	27.65	32.38	12.98	29.73	125	353	A	V

802.11a CH 48 5240MHz		5138.32	54.41	-19.59	74	38.27	32.63	13.23	29.72	111	359	P	H
		5072.8	43.97	-10.03	54	27.58	32.71	13.39	29.71	111	359	A	H
	*	5240	108.17	-	-	92.33	32.51	13.05	29.72	111	359	P	H
	*	5240	100.75	-	-	84.91	32.51	13.05	29.72	111	359	A	H
		5458.6	53.03	-20.97	74	37.36	32.25	13.16	29.74	111	359	P	H
		5360.6	43.38	-10.62	54	27.76	32.37	12.98	29.73	111	359	A	H
		5122.72	55.79	-18.21	74	39.59	32.65	13.27	29.72	125	353	P	V
		5083.46	43.96	-10.04	54	27.62	32.7	13.36	29.72	125	353	A	V
	*	5240	105.1	-	-	89.26	32.51	13.05	29.72	125	353	P	V
	*	5240	97.65	-	-	81.81	32.51	13.05	29.72	125	353	A	V
		5450.48	52.99	-21.01	74	37.34	32.26	13.13	29.74	125	353	P	V
		5352.2	43.46	-10.54	54	27.83	32.38	12.98	29.73	125	353	A	V
Remark	1. No other spurious found. 2. All results are PASS against Peak and Average limit line.												

Band 1 5150~5250MHz

WIFI 802.11a (Harmonic @ 3m)

WIFI	Note	Frequency	Level	Over	Limit	Read	Antenna	Path	Preamp	Ant	Table	Peak	Pol.
Ant.				Limit	Line	Level	Factor	Loss	Factor	Pos	Pos	Avg.	
3		(MHz)	(dBμV/m)	(dB)	(dBμV/m)	(dBμV)	(dB/m)	(dB)	(dB)	(cm)	(deg)	(P/A)	(H/V)
802.11a CH 36 5180MHz		10360	49.09	-19.11	68.2	55.53	39.9	17.48	63.82	100	0	P	H
		15540	45.02	-28.98	74	47.85	37.9	21.51	62.24	100	0	P	H
													H
													H
		10360	49.01	-19.19	68.2	55.45	39.9	17.48	63.82	100	0	P	V
		15540	44.68	-29.32	74	47.51	37.9	21.51	62.24	100	0	P	V
													V
													V
802.11a CH 44 5220MHz		10440	48.15	-20.05	68.2	54.29	40.02	17.55	63.71	100	0	P	H
		15660	44	-30	74	46.89	37.9	21.53	62.32	100	0	P	H
													H
													H
		10440	48.13	-20.07	68.2	54.27	40.02	17.55	63.71	100	0	P	V
		15660	45.44	-28.56	74	48.33	37.9	21.53	62.32	100	0	P	V
													V
													V
802.11a CH 48 5240MHz		10480	49.34	-18.86	68.2	55.35	40.07	17.58	63.66	100	0	P	H
		15720	44.96	-29.04	74	47.88	37.9	21.54	62.36	100	0	P	H
													H
													H
		10480	49.22	-18.98	68.2	55.23	40.07	17.58	63.66	100	0	P	V
		15720	44.54	-29.46	74	47.46	37.9	21.54	62.36	100	0	P	V
													V
													V
Remark	1. No other spurious found. 2. All results are PASS against Peak and Average limit line.												

Band 1 5150~5250MHz

WIFI 802.11n HT20 (Band Edge @ 3m)

WIFI Ant. 3	Note	Frequency (MHz)	Level (dBμV/m)	Over Limit (dB)	Limit Line (dBμV/m)	Read Level (dBμV)	Antenna Factor (dB/m)	Path Loss (dB)	Preamp Factor (dB)	Ant Pos (cm)	Table Pos (deg)	Peak Avg. (P/A)	Pol. (H/V)
802.11n HT20 CH 36 5180MHz		5030.16	56.05	-17.95	74	39.51	32.76	13.49	29.71	114	358	P	H
		5150	45.5	-8.5	54	29.4	32.62	13.2	29.72	114	358	A	H
	*	5180	108.45	-	-	92.46	32.58	13.13	29.72	114	358	P	H
	*	5180	100.66	-	-	84.67	32.58	13.13	29.72	114	358	A	H
													H
													H
		5092.04	54.36	-19.64	74	38.05	32.69	13.34	29.72	117	356	P	V
		5079.56	44.46	-9.54	54	28.1	32.7	13.37	29.71	117	356	A	V
	*	5180	103.04	-	-	87.05	32.58	13.13	29.72	117	356	P	V
	*	5180	94.92	-	-	78.93	32.58	13.13	29.72	117	356	A	V
													V
													V
802.11n HT20 CH 44 5220MHz		5066.3	54.38	-19.62	74	37.97	32.72	13.4	29.71	115	360	P	H
		5076.44	44.26	-9.74	54	27.88	32.71	13.38	29.71	115	360	A	H
	*	5220	108.72	-	-	92.83	32.54	13.07	29.72	115	360	P	H
	*	5220	100.99	-	-	85.1	32.54	13.07	29.72	115	360	A	H
		5401.48	53.26	-20.74	74	37.71	32.32	12.96	29.73	115	360	P	H
		5452.72	43.77	-10.23	54	28.11	32.26	13.14	29.74	115	360	A	H
		5133.38	54.89	-19.11	74	38.73	32.64	13.24	29.72	101	356	P	V
		5076.96	44.31	-9.69	54	27.93	32.71	13.38	29.71	101	356	A	V
	*	5220	103.77	-	-	87.88	32.54	13.07	29.72	101	356	P	V
	*	5220	95.78	-	-	79.89	32.54	13.07	29.72	101	356	A	V
		5426.4	53.43	-20.57	74	37.84	32.29	13.04	29.74	101	356	P	V
		5370.96	43.46	-10.54	54	27.87	32.35	12.97	29.73	101	356	A	V

802.11n HT20 CH 48 5240MHz		5108.94	54.92	-19.08	74	38.67	32.67	13.3	29.72	111	358	P	H
		5086.58	44.4	-9.6	54	28.07	32.7	13.35	29.72	111	358	A	H
	*	5240	108.59	-	-	92.75	32.51	13.05	29.72	111	358	P	H
	*	5240	100.77	-	-	84.93	32.51	13.05	29.72	111	358	A	H
		5370.4	53.59	-20.41	74	37.99	32.36	12.97	29.73	111	358	P	H
		5353.88	43.75	-10.25	54	28.12	32.38	12.98	29.73	111	358	A	H
		5045.76	54.58	-19.42	74	38.09	32.75	13.45	29.71	125	355	P	V
		5072.8	44.19	-9.81	54	27.8	32.71	13.39	29.71	125	355	A	V
	*	5240	104.18	-	-	88.34	32.51	13.05	29.72	125	355	P	V
	*	5240	96.14	-	-	80.3	32.51	13.05	29.72	125	355	A	V
		5352.2	53.45	-20.55	74	37.82	32.38	12.98	29.73	125	355	P	V
		5388.04	43.54	-10.46	54	27.98	32.33	12.96	29.73	125	355	A	V
Remark	1. No other spurious found. 2. All results are PASS against Peak and Average limit line.												

Band 1 5150~5250MHz

WIFI 802.11n HT40 (Band Edge @ 3m)

WIFI Ant.	Note	Frequency	Level	Over Limit	Limit Line	Read Level	Antenna Factor	Path Loss	Preamp Factor	Ant Pos	Table Pos	Peak Avg.	Pol.
3		(MHz)	(dBμV/m)	(dB)	(dBμV/m)	(dBμV)	(dB/m)	(dB)	(dB)	(cm)	(deg)	(P/A)	(H/V)
802.11n HT40 CH 38 5190MHz		5150	60.03	-13.97	74	43.93	32.62	13.2	29.72	121	358	P	H
		5150	51.49	-2.51	54	35.39	32.62	13.2	29.72	121	358	A	H
	*	5190	103.31	-	-	87.36	32.57	13.1	29.72	121	358	P	H
	*	5190	95.48	-	-	79.53	32.57	13.1	29.72	121	358	A	H
		5422.48	55.23	-18.77	74	39.65	32.29	13.03	29.74	121	358	P	H
		5412.4	46.31	-7.69	54	30.74	32.31	12.99	29.73	121	358	A	H
		5064.74	54.26	-19.74	74	37.85	32.72	13.4	29.71	101	348	P	V
		5150	46.77	-7.23	54	30.67	32.62	13.2	29.72	101	348	A	V
	*	5190	97.22	-	-	81.27	32.57	13.1	29.72	101	348	P	V
	*	5190	89.53	-	-	73.58	32.57	13.1	29.72	101	348	A	V
		5448.24	54.79	-19.21	74	39.15	32.26	13.12	29.74	101	348	P	V
		5412.12	45.12	-8.88	54	29.55	32.31	12.99	29.73	101	348	A	V
802.11n HT40 CH 46 5230MHz		5091.52	56.08	-17.92	74	39.77	32.69	13.34	29.72	119	357	P	H
		5102.7	45.16	-8.84	54	28.89	32.68	13.31	29.72	119	357	A	H
	*	5230	105.96	-	-	90.1	32.52	13.06	29.72	119	357	P	H
	*	5230	98.2	-	-	82.34	32.52	13.06	29.72	119	357	A	H
		5452.44	55.54	-18.46	74	39.88	32.26	13.14	29.74	119	357	P	H
		5452.72	48.55	-5.45	54	32.89	32.26	13.14	29.74	119	357	A	H
		5148.2	54.78	-19.22	74	38.68	32.62	13.2	29.72	100	354	P	V
		5090.22	45.03	-8.97	54	28.72	32.69	13.34	29.72	100	354	A	V
	*	5230	100.59	-	-	84.73	32.52	13.06	29.72	100	354	P	V
	*	5230	92.7	-	-	76.84	32.52	13.06	29.72	100	354	A	V
		5447.96	53.83	-20.17	74	38.19	32.26	13.12	29.74	100	354	P	V
		5452.72	47.18	-6.82	54	31.52	32.26	13.14	29.74	100	354	A	V
Remark	1. No other spurious found. 2. All results are PASS against Peak and Average limit line.												

Band 1 5150~5250MHz

WIFI 802.11ac VHT80 (Band Edge @ 3m)

WIFI Ant.	Note	Frequency	Level	Over Limit	Limit Line	Read Level	Antenna Factor	Path Loss	Preamp Factor	Ant Pos	Table Pos	Peak Avg.	Pol.
3		(MHz)	(dBμV/m)	(dB)	(dBμV/m)	(dBμV)	(dB/m)	(dB)	(dB)	(cm)	(deg)	(P/A)	(H/V)
802.11ac VHT80 CH 42 5210MHz		5149.76	59.95	-14.05	74	43.85	32.62	13.2	29.72	118	360	P	H
		5149.76	50.6	-3.4	54	34.5	32.62	13.2	29.72	118	360	A	H
	*	5210	99	-	-	83.1	32.55	13.07	29.72	118	360	P	H
	*	5210	91.5	-	-	75.6	32.55	13.07	29.72	118	360	A	H
		5411.28	52.83	-21.17	74	37.26	32.31	12.99	29.73	118	360	P	H
		5388.32	44.9	-9.1	54	29.34	32.33	12.96	29.73	118	360	A	H
		5147.94	55.94	-18.06	74	39.84	32.62	13.2	29.72	127	357	P	V
		5150	47.39	-6.61	54	31.29	32.62	13.2	29.72	127	357	A	V
	*	5210	94.67	-	-	78.77	32.55	13.07	29.72	127	357	P	V
	*	5210	87.28	-	-	71.38	32.55	13.07	29.72	127	357	A	V
		5444.88	53.92	-20.08	74	38.28	32.27	13.11	29.74	127	357	P	V
		5352.76	44.43	-9.57	54	28.8	32.38	12.98	29.73	127	357	A	V
Remark	1. No other spurious found. 2. All results are PASS against Peak and Average limit line.												

Band 2 - 5250~5350MHz

WIFI 802.11a (Band Edge @ 3m)

WIFI Ant.	Note	Frequency	Level	Over Limit	Limit Line	Read Level	Antenna Factor	Path Loss	Preamp Factor	Ant Pos	Table Pos	Peak Avg.	Pol.
3		(MHz)	(dBμV/m)	(dB)	(dBμV/m)	(dBμV)	(dB/m)	(dB)	(dB)	(cm)	(deg)	(P/A)	(H/V)
802.11a CH 52 5260MHz		5081.26	55.26	-18.74	74	38.91	32.7	13.36	29.71	136	9	P	H
		5126.14	44.49	-9.51	54	28.3	32.65	13.26	29.72	136	9	A	H
	*	5260	109.04	-	-	93.24	32.49	13.04	29.73	136	9	P	H
	*	5260	101.42	-	-	85.62	32.49	13.04	29.73	136	9	A	H
		5382.96	53.81	-20.19	74	38.24	32.34	12.96	29.73	136	9	P	H
		5383.2	43.66	-10.34	54	28.09	32.34	12.96	29.73	136	9	A	H
		5013.6	55.32	-18.68	74	38.72	32.78	13.53	29.71	117	348	P	V
		5075.82	44.23	-9.77	54	27.85	32.71	13.38	29.71	117	348	A	V
	*	5260	105.07	-	-	89.27	32.49	13.04	29.73	117	348	P	V
	*	5260	97.45	-	-	81.65	32.49	13.04	29.73	117	348	A	V
		5419.92	53.27	-20.73	74	37.69	32.3	13.02	29.74	117	348	P	V
		5352	43.64	-10.36	54	28.01	32.38	12.98	29.73	117	348	A	V
802.11a CH 60 5300MHz		5013.94	54.6	-19.4	74	38	32.78	13.53	29.71	118	7	P	H
		5092.14	44.32	-9.68	54	28.01	32.69	13.34	29.72	118	7	A	H
	*	5300	109.86	-	-	94.14	32.44	13.01	29.73	118	7	P	H
	*	5300	102.36	-	-	86.64	32.44	13.01	29.73	118	7	A	H
		5353.92	55.72	-18.28	74	40.09	32.38	12.98	29.73	118	7	P	H
		5350.32	44.58	-9.42	54	28.95	32.38	12.98	29.73	118	7	A	H
		5089.08	54.8	-19.2	74	38.48	32.69	13.35	29.72	115	348	P	V
		5082.28	44.32	-9.68	54	27.97	32.7	13.36	29.71	115	348	A	V
	*	5300	106.18	-	-	90.46	32.44	13.01	29.73	115	348	P	V
	*	5300	98.72	-	-	83	32.44	13.01	29.73	115	348	A	V
		5419.44	53.88	-20.12	74	38.3	32.3	13.02	29.74	115	348	P	V
		5350.56	43.94	-10.06	54	28.31	32.38	12.98	29.73	115	348	A	V

802.11a CH 64 5320MHz	*	5320	109.57	-	-	93.88	32.42	13	29.73	111	4	P	H
	*	5320	101.66	-	-	85.97	32.42	13	29.73	111	4	A	H
		5350.88	56.65	-17.35	74	41.02	32.38	12.98	29.73	111	4	P	H
		5350.24	48.02	-5.98	54	32.39	32.38	12.98	29.73	111	4	A	H
													H
													H
	*	5320	105.69	-	-	90	32.42	13	29.73	111	348	P	V
	*	5320	98.25	-	-	82.56	32.42	13	29.73	111	348	A	V
		5350.24	55.98	-18.02	74	40.35	32.38	12.98	29.73	111	348	P	V
		5350.08	45.94	-8.06	54	30.31	32.38	12.98	29.73	111	348	A	V
													V
													V
Remark	1. No other spurious found. 2. All results are PASS against Peak and Average limit line.												

Band 2 5250~5350MHz

WIFI 802.11a (Harmonic @ 3m)

WIFI	Note	Frequency	Level	Over	Limit	Read	Antenna	Path	Preamp	Ant	Table	Peak	Pol.
Ant.				Limit	Line	Level	Factor	Loss	Factor	Pos	Pos	Avg.	
3		(MHz)	(dBμV/m)	(dB)	(dBμV/m)	(dBμV)	(dB/m)	(dB)	(dB)	(cm)	(deg)	(P/A)	(H/V)
802.11a CH 52 5260MHz		10520	47.93	-20.27	68.2	53.86	40.1	17.61	63.64	100	0	P	H
		15780	45.67	-28.33	74	48.61	37.9	21.56	62.4	100	0	P	H
													H
													H
		10520	48.67	-19.53	68.2	54.6	40.1	17.61	63.64	100	0	P	V
		15780	45.49	-28.51	74	48.43	37.9	21.56	62.4	100	0	P	V
													V
													V
802.11a CH 60 5300MHz		10600	47.03	-26.97	74	52.94	40.1	17.68	63.69	100	0	P	H
		15900	46.26	-27.74	74	49.26	37.9	21.58	62.48	100	0	P	H
													H
													H
		10600	47.31	-26.69	74	53.22	40.1	17.68	63.69	100	0	P	V
		15900	44.66	-29.34	74	47.66	37.9	21.58	62.48	100	0	P	V
													V
													V
802.11a CH 64 5320MHz		10640	47.83	-26.17	74	53.75	40.1	17.7	63.72	100	0	P	H
		15960	44.46	-29.54	74	47.49	37.9	21.59	62.52	100	0	P	H
													H
													H
		10640	48.45	-25.55	74	54.37	40.1	17.7	63.72	100	0	P	V
		15960	44.51	-29.49	74	47.54	37.9	21.59	62.52	100	0	P	V
													V
													V
Remark	1. No other spurious found. 2. All results are PASS against Peak and Average limit line.												

Band 2 5250~5350MHz

WIFI 802.11n HT20 (Band Edge @ 3m)

WIFI Ant. 3	Note	Frequency (MHz)	Level (dBμV/m)	Over Limit (dB)	Limit Line (dBμV/m)	Read Level (dBμV)	Antenna Factor (dB/m)	Path Loss (dB)	Preamp Factor (dB)	Ant Pos (cm)	Table Pos (deg)	Peak Avg. (P/A)	Pol. (H/V)
802.11n HT20 CH 52 5260MHz		5098.94	55.33	-18.67	74	39.05	32.68	13.32	29.72	189	360	P	H
		5066.3	44.75	-9.25	54	28.34	32.72	13.4	29.71	189	360	A	H
	*	5260	108.96	-	-	93.16	32.49	13.04	29.73	189	360	P	H
	*	5260	101.25	-	-	85.45	32.49	13.04	29.73	189	360	A	H
		5372.16	54.27	-19.73	74	38.68	32.35	12.97	29.73	189	360	P	H
		5350.8	44.02	-9.98	54	28.39	32.38	12.98	29.73	189	360	A	H
		5050.32	54.82	-19.18	74	38.35	32.74	13.44	29.71	142	359	P	V
		5090.78	44.73	-9.27	54	28.42	32.69	13.34	29.72	142	359	A	V
	*	5260	103.95	-	-	88.15	32.49	13.04	29.73	142	359	P	V
	*	5260	96.23	-	-	80.43	32.49	13.04	29.73	142	359	A	V
		5445.12	53.91	-20.09	74	38.27	32.27	13.11	29.74	142	359	P	V
		5390.64	43.75	-10.25	54	28.19	32.33	12.96	29.73	142	359	A	V
802.11n HT20 CH 60 5300MHz		5027.2	55.05	-18.95	74	38.5	32.77	13.49	29.71	171	357	P	H
		5069.02	44.39	-9.61	54	27.99	32.72	13.39	29.71	171	357	A	H
	*	5300	109.5	-	-	93.78	32.44	13.01	29.73	171	357	P	H
	*	5300	101.75	-	-	86.03	32.44	13.01	29.73	171	357	A	H
		5402.88	55.38	-18.62	74	39.83	32.32	12.96	29.73	171	357	P	H
		5350.8	45.38	-8.62	54	29.75	32.38	12.98	29.73	171	357	A	H
		5129.54	54.93	-19.07	74	38.76	32.64	13.25	29.72	171	355	P	V
		5089.08	44.46	-9.54	54	28.14	32.69	13.35	29.72	171	355	A	V
	*	5300	105.47	-	-	89.75	32.44	13.01	29.73	171	355	P	V
	*	5300	97.85	-	-	82.13	32.44	13.01	29.73	171	355	A	V
		5355.36	53.85	-20.15	74	38.23	32.37	12.98	29.73	171	355	P	V
		5350.32	44.58	-9.42	54	28.95	32.38	12.98	29.73	171	355	A	V

	*	5320	109.76	-	-	94.07	32.42	13	29.73	178	39	P	H
	*	5320	102.1	-	-	86.41	32.42	13	29.73	178	39	A	H
		5351.52	56.35	-17.65	74	40.72	32.38	12.98	29.73	178	39	P	H
		5350.08	47.99	-6.01	54	32.36	32.38	12.98	29.73	178	39	A	H
802.11n													H
HT20													H
CH 64	*	5320	105.3	-	-	89.61	32.42	13	29.73	247	358	P	V
5320MHz	*	5320	97.57	-	-	81.88	32.42	13	29.73	247	358	A	V
		5351.36	55.47	-18.53	74	39.84	32.38	12.98	29.73	247	358	P	V
		5350.4	45.34	-8.66	54	29.71	32.38	12.98	29.73	247	358	A	V
													V
													V

Remark

1. No other spurious found.
2. All results are PASS against Peak and Average limit line.

Band 2 5250~5350MHz

WIFI 802.11n HT40 (Band Edge @ 3m)

WIFI Ant. 3	Note	Frequency (MHz)	Level (dBμV/m)	Over Limit (dB)	Limit Line (dBμV/m)	Read Level (dBμV)	Antenna Factor (dB/m)	Path Loss (dB)	Preamp Factor (dB)	Ant Pos (cm)	Table Pos (deg)	Peak Avg. (P/A)	Pol. (H/V)
802.11n HT40 CH 54 5270MHz		5008.16	55.22	-18.78	74	38.6	32.79	13.54	29.71	178	38	P	H
		5088.74	45.72	-8.28	54	29.4	32.69	13.35	29.72	178	38	A	H
	*	5270	107.05	-	-	91.27	32.48	13.03	29.73	178	38	P	H
	*	5270	99.43	-	-	83.65	32.48	13.03	29.73	178	38	A	H
		5381.52	55.39	-18.61	74	39.82	32.34	12.96	29.73	178	38	P	H
		5351.04	46.42	-7.58	54	30.79	32.38	12.98	29.73	178	38	A	H
		5060.52	54.83	-19.17	74	38.4	32.73	13.41	29.71	266	360	P	V
		5028.22	45.82	-8.18	54	29.27	32.77	13.49	29.71	266	360	A	V
	*	5270	102.99	-	-	87.21	32.48	13.03	29.73	266	360	P	V
	*	5270	95	-	-	79.22	32.48	13.03	29.73	266	360	A	V
		5362.56	55.21	-18.79	74	39.61	32.36	12.97	29.73	266	360	P	V
		5424.24	44.87	-9.13	54	29.28	32.29	13.04	29.74	266	360	A	V
802.11n HT40 CH 62 5310MHz		5051.34	55.35	-18.65	74	38.88	32.74	13.44	29.71	161	41	P	H
		5079.9	45.53	-8.47	54	29.17	32.7	13.37	29.71	161	41	A	H
	*	5310	104.22	-	-	88.51	32.43	13.01	29.73	161	41	P	H
	*	5310	96.41	-	-	80.7	32.43	13.01	29.73	161	41	A	H
		5351.76	59.91	-14.09	74	44.28	32.38	12.98	29.73	161	41	P	H
		5350.8	50.55	-3.45	54	34.92	32.38	12.98	29.73	161	41	A	H
		5097.58	55.06	-18.94	74	38.77	32.68	13.33	29.72	250	360	P	V
		5010.54	45.53	-8.47	54	28.92	32.79	13.53	29.71	250	360	A	V
	*	5310	99.46	-	-	83.75	32.43	13.01	29.73	250	360	P	V
	*	5310	91.41	-	-	75.7	32.43	13.01	29.73	250	360	A	V
		5350.32	54.67	-19.33	74	39.04	32.38	12.98	29.73	250	360	P	V
		5351.04	46.61	-7.39	54	30.98	32.38	12.98	29.73	250	360	A	V
Remark	1. No other spurious found. 2. All results are PASS against Peak and Average limit line.												

Band 2 5250~5350MHz

WIFI 802.11ac VHT80 (Band Edge @ 3m)

WIFI Ant. 3	Note	Frequency (MHz)	Level (dBμV/m)	Over Limit (dB)	Limit Line (dBμV/m)	Read Level (dBμV)	Antenna Factor (dB/m)	Path Loss (dB)	Preamp Factor (dB)	Ant Pos (cm)	Table Pos (deg)	Peak Avg. (P/A)	Pol. (H/V)
802.11ac VHT80 CH 58 5290MHz		5059.16	55.57	-18.43	74	39.13	32.73	13.42	29.71	178	42	P	H
		5051.34	45.87	-8.13	54	29.4	32.74	13.44	29.71	178	42	A	H
	*	5290	98.81	-	-	83.07	32.45	13.02	29.73	178	42	P	H
	*	5290	91.31	-	-	75.57	32.45	13.02	29.73	178	42	A	H
		5350.8	58.78	-15.22	74	43.15	32.38	12.98	29.73	178	42	P	H
		5350.56	51.19	-2.81	54	35.56	32.38	12.98	29.73	178	42	A	H
		5005.44	55.58	-18.42	74	38.95	32.79	13.55	29.71	250	359	P	V
		5103.36	45.84	-8.16	54	29.57	32.68	13.31	29.72	250	359	A	V
	*	5290	93.8	-	-	78.06	32.45	13.02	29.73	250	359	P	V
	*	5290	86.2	-	-	70.46	32.45	13.02	29.73	250	359	A	V
		5358	56.49	-17.51	74	40.87	32.37	12.98	29.73	250	359	P	V
		5350.08	47.44	-6.56	54	31.81	32.38	12.98	29.73	250	359	A	V
Remark	1. No other spurious found. 2. All results are PASS against Peak and Average limit line.												

Band 3 - 5470~5725MHz

WIFI 802.11a (Band Edge @ 3m)

WIFI Ant. 3	Note	Frequency (MHz)	Level (dBμV/m)	Over Limit (dB)	Limit Line (dBμV/m)	Read Level (dBμV)	Antenna Factor (dB/m)	Path Loss (dB)	Preamp Factor (dB)	Ant Pos (cm)	Table Pos (deg)	Peak Avg. (P/A)	Pol. (H/V)
802.11a CH 100 5500MHz		5459.12	55.7	-18.3	74	40.03	32.25	13.16	29.74	129	0	P	H
		5468.72	54.88	-13.32	68.2	39.19	32.24	13.19	29.74	129	0	P	H
		5459.92	44.33	-9.67	54	28.66	32.25	13.16	29.74	129	0	A	H
	*	5500	109.76	-	-	93.99	32.2	13.31	29.74	129	0	P	H
	*	5500	102.21	-	-	86.44	32.2	13.31	29.74	129	0	A	H
													H
		5443.92	54.63	-19.37	74	38.99	32.27	13.11	29.74	107	358	P	V
		5461.04	54.17	-14.03	68.2	38.49	32.25	13.17	29.74	107	358	P	V
		5459.92	43.37	-10.63	54	27.7	32.25	13.16	29.74	107	358	A	V
	*	5500	106.64	-	-	90.87	32.2	13.31	29.74	107	358	P	V
	*	5500	99.29	-	-	83.52	32.2	13.31	29.74	107	358	A	V
													V
802.11a CH 116 5580MHz		5436.4	54.14	-19.86	74	38.52	32.28	13.08	29.74	138	0	P	H
		5461.84	54.73	-13.47	68.2	39.05	32.25	13.17	29.74	138	0	P	H
		5452.96	44.55	-9.45	54	28.89	32.26	13.14	29.74	138	0	A	H
	*	5580	112.68	-	-	96.49	32.38	13.59	29.78	138	0	P	H
	*	5580	104.98	-	-	88.79	32.38	13.59	29.78	138	0	A	H
		5759.645	55.3	-12.9	68.2	38.3	32.77	14.09	29.86	138	0	P	H
		5450.32	54.56	-19.44	74	38.91	32.26	13.13	29.74	104	350	P	V
		5462.08	54.44	-13.76	68.2	38.76	32.25	13.17	29.74	104	350	P	V
		5396.32	43.93	-10.07	54	28.39	32.32	12.95	29.73	104	350	A	V
	*	5580	110.55	-	-	94.36	32.38	13.59	29.78	104	350	P	V
	*	5580	102.81	-	-	86.62	32.38	13.59	29.78	104	350	A	V
		5755.55	55.38	-12.82	68.2	38.4	32.76	14.08	29.86	104	350	P	V

802.11a CH 140 5700MHz	*	5700	111.41	-	-	94.68	32.64	13.93	29.84	141	8	P	H
	*	5700	103.88	-	-	87.15	32.64	13.93	29.84	141	8	A	H
		5725.56	60.88	-7.32	68.2	44.03	32.7	14	29.85	141	8	P	H
													H
													H
													H
	*	5700	111.67	-	-	94.94	32.64	13.93	29.84	108	355	P	V
	*	5700	104.36	-	-	87.63	32.64	13.93	29.84	108	355	A	V
		5726.12	60.28	-7.92	68.2	43.43	32.7	14	29.85	108	355	P	V
													V
													V
													V
Remark	1. No other spurious found. 2. All results are PASS against Peak and Average limit line.												

Band 3 - 5470~5725MHz

WIFI 802.11a (Harmonic @ 3m)

WIFI	Note	Frequency	Level	Over	Limit	Read	Antenna	Path	Preamp	Ant	Table	Peak	Pol.
Ant.				Limit	Line	Level	Factor	Loss	Factor	Pos	Pos	Avg.	
3		(MHz)	(dBμV/m)	(dB)	(dBμV/m)	(dBμV)	(dB/m)	(dB)	(dB)	(cm)	(deg)	(P/A)	(H/V)
802.11a CH 100 5500MHz		11000	52.62	-21.38	74	58.47	40.1	17.99	63.94	209	349	P	H
		11000	41.98	-12.02	54	47.83	40.1	17.99	63.94	209	349	A	H
		16500	48.06	-20.14	68.2	48.6	40.1	22.28	62.92	100	0	P	H
													H
		11000	49.32	-24.68	74	55.17	40.1	17.99	63.94	100	0	P	V
		16500	47.36	-20.84	68.2	47.9	40.1	22.28	62.92	100	0	P	V
													V
													V
802.11a CH 116 5580MHz		11160	49.14	-24.86	74	54.68	39.97	18.12	63.63	100	0	P	H
		16740	48.79	-19.41	68.2	47.84	40.96	22.6	62.61	100	0	P	H
													H
													H
		11160	48.77	-25.23	74	54.31	39.97	18.12	63.63	100	0	P	V
		16740	49.1	-19.1	68.2	48.15	40.96	22.6	62.61	100	0	P	V
													V
													V
802.11a CH 140 5700MHz		11400	48.2	-25.8	74	53.28	39.78	18.3	63.16	100	0	P	H
		17100	49.58	-18.62	68.2	46.32	42.42	23.09	62.25	100	0	P	H
													H
													H
		11400	49.26	-24.74	74	54.34	39.78	18.3	63.16	100	0	P	V
		17100	49.9	-18.3	68.2	46.64	42.42	23.09	62.25	100	0	P	V
													V
													V
Remark	1. No other spurious found. 2. All results are PASS against Peak and Average limit line.												

Band 3 - 5470~5725MHz

WIFI 802.11n HT20 (Band Edge @ 3m)

WIFI Ant.	Note	Frequency (MHz)	Level (dBμV/m)	Over Limit (dB)	Limit Line (dBμV/m)	Read Level (dBμV)	Antenna Factor (dB/m)	Path Loss (dB)	Preamp Factor (dB)	Ant Pos (cm)	Table Pos (deg)	Peak Avg. (P/A)	Pol. (H/V)
802.11n HT20 CH 100 5500MHz		5458.48	55.48	-18.52	74	39.81	32.25	13.16	29.74	187	360	P	H
		5468.72	57.59	-10.61	68.2	41.9	32.24	13.19	29.74	187	360	P	H
		5460	46.48	-7.52	54	30.81	32.25	13.16	29.74	187	360	A	H
	*	5500	110.95	-	-	95.18	32.2	13.31	29.74	187	360	P	H
	*	5500	103.43	-	-	87.66	32.2	13.31	29.74	187	360	A	H
													H
		5456.08	55	-19	74	39.34	32.25	13.15	29.74	101	352	P	V
		5469.2	56.73	-11.47	68.2	41.03	32.24	13.2	29.74	101	352	P	V
		5459.92	45.1	-8.9	54	29.43	32.25	13.16	29.74	101	352	A	V
	*	5500	108.21	-	-	92.44	32.2	13.31	29.74	101	352	P	V
	*	5500	100.6	-	-	84.83	32.2	13.31	29.74	101	352	A	V
													V
802.11n HT20 CH 116 5580MHz		5440.72	54.14	-19.86	74	38.52	32.27	13.09	29.74	183	350	P	H
		5461.84	53.72	-14.48	68.2	38.04	32.25	13.17	29.74	183	350	P	H
		5452.96	43.96	-10.04	54	28.3	32.26	13.14	29.74	183	350	A	H
	*	5580	110.64	-	-	94.45	32.38	13.59	29.78	183	350	P	H
	*	5580	102.36	-	-	86.17	32.38	13.59	29.78	183	350	A	H
		5737.28	54.19	-14.01	68.2	37.29	32.72	14.03	29.85	183	350	P	H
		5416.72	53.94	-20.06	74	38.37	32.3	13.01	29.74	101	359	P	V
		5465.2	53.9	-14.3	68.2	38.22	32.24	13.18	29.74	101	359	P	V
		5434.24	43.86	-10.14	54	28.25	32.28	13.07	29.74	101	359	A	V
	*	5580	110.49	-	-	94.3	32.38	13.59	29.78	101	359	P	V
	*	5580	102.76	-	-	86.57	32.38	13.59	29.78	101	359	A	V
		5739.8	56.12	-12.08	68.2	39.21	32.73	14.04	29.86	101	359	P	V

	*	5700	112.47	-	-	95.74	32.64	13.93	29.84	113	353	P	H
	*	5700	104.97	-	-	88.24	32.64	13.93	29.84	113	353	A	H
		5725	64.62	-3.58	68.2	47.78	32.69	14	29.85	113	353	P	H
													H
802.11n													H
HT20													H
CH 140	*	5700	112.34	-	-	95.61	32.64	13.93	29.84	101	359	P	V
5700MHz	*	5700	104.32	-	-	87.59	32.64	13.93	29.84	101	359	A	V
		5725	63.88	-4.32	68.2	47.04	32.69	14	29.85	101	359	P	V
													V
													V
													V
Remark	1. No other spurious found. 2. All results are PASS against Peak and Average limit line.												

Band 3 - 5470~5725MHz

WIFI 802.11n HT40 (Band Edge @ 3m)

WIFI Ant.	Note	Frequency (MHz)	Level (dBμV/m)	Over Limit (dB)	Limit Line (dBμV/m)	Read Level (dBμV)	Antenna Factor (dB/m)	Path Loss (dB)	Preamp Factor (dB)	Ant Pos (cm)	Table Pos (deg)	Peak Avg. (P/A)	Pol. (H/V)
802.11n HT40 CH 102 5510MHz		5454.64	59.45	-14.55	74	43.8	32.25	13.14	29.74	117	3	P	H
		5469.76	63.42	-4.78	68.2	47.72	32.24	13.2	29.74	117	3	P	H
		5458.72	51.19	-2.81	54	35.52	32.25	13.16	29.74	117	3	A	H
	*	5510	107.91	-	-	92.09	32.22	13.34	29.74	117	3	P	H
	*	5510	100.1	-	-	84.28	32.22	13.34	29.74	117	3	A	H
		5752.4	55.51	-12.69	68.2	38.54	32.76	14.07	29.86	117	3	P	H
		5458.48	56.6	-17.4	74	40.93	32.25	13.16	29.74	217	360	P	V
		5466.64	58.93	-9.27	68.2	43.24	32.24	13.19	29.74	217	360	P	V
		5458.96	47.88	-6.12	54	32.21	32.25	13.16	29.74	217	360	A	V
	*	5510	104.84	-	-	89.02	32.22	13.34	29.74	217	360	P	V
	*	5510	96.72	-	-	80.9	32.22	13.34	29.74	217	360	A	V
		5734.445	57.99	-10.21	68.2	41.1	32.72	14.02	29.85	217	360	P	V
802.11n HT40 CH 110 5550MHz		5390.8	54.96	-19.04	74	39.4	32.33	12.96	29.73	156	0	P	H
		5462.32	54.19	-14.01	68.2	38.51	32.25	13.17	29.74	156	0	P	H
		5457.52	46.38	-7.62	54	30.72	32.25	13.15	29.74	156	0	A	H
	*	5550	109.42	-	-	93.39	32.31	13.48	29.76	156	0	P	H
	*	5550	101.56	-	-	85.53	32.31	13.48	29.76	156	0	A	H
		5745.47	55.01	-13.19	68.2	38.08	32.74	14.05	29.86	156	0	P	H
		5378.32	54.13	-19.87	74	38.55	32.35	12.96	29.73	137	354	P	V
		5464.72	54.49	-13.71	68.2	38.81	32.24	13.18	29.74	137	354	P	V
		5454.64	45.36	-8.64	54	29.71	32.25	13.14	29.74	137	354	A	V
	*	5550	107.27	-	-	91.24	32.31	13.48	29.76	137	354	P	V
	*	5550	99.53	-	-	83.5	32.31	13.48	29.76	137	354	A	V
		5763.74	56.2	-12	68.2	39.19	32.78	14.1	29.87	137	354	P	V

802.11n HT40 CH 134 5670MHz		5443.8	54.04	-19.96	74	38.4	32.27	13.11	29.74	129	0	P	H
		5466.9	53.73	-14.47	68.2	38.04	32.24	13.19	29.74	129	0	P	H
		5446.6	46.24	-7.76	54	30.6	32.26	13.12	29.74	129	0	A	H
	*	5670	109.61	-	-	93.01	32.57	13.85	29.82	129	0	P	H
	*	5670	101.75	-	-	85.15	32.57	13.85	29.82	129	0	A	H
		5727.55	62.32	-5.88	68.2	45.47	32.7	14	29.85	129	0	P	H
		5450.45	54.81	-19.19	74	39.16	32.26	13.13	29.74	121	356	P	V
		5465.85	52.93	-15.27	68.2	37.25	32.24	13.18	29.74	121	356	P	V
		5442.75	45.64	-8.36	54	30.01	32.27	13.1	29.74	121	356	A	V
	*	5670	107.9	-	-	91.3	32.57	13.85	29.82	121	356	P	V
	*	5670	100.04	-	-	83.44	32.57	13.85	29.82	121	356	A	V
		5726.325	60.35	-7.85	68.2	43.5	32.7	14	29.85	121	356	P	V
Remark	1. No other spurious found. 2. All results are PASS against Peak and Average limit line.												

Band 3 - 5470~5725MHz

WIFI 802.11ac VHT80 (Band Edge @ 3m)

WIFI Ant. 3	Note	Frequency (MHz)	Level (dBμV/m)	Over Limit (dB)	Limit Line (dBμV/m)	Read Level (dBμV)	Antenna Factor (dB/m)	Path Loss (dB)	Preamp Factor (dB)	Ant Pos (cm)	Table Pos (deg)	Peak Avg. (P/A)	Pol. (H/V)
802.11ac VHT80 CH 106 5530MHz		5456.56	60.58	-13.42	74	44.92	32.25	13.15	29.74	139	0	P	H
		5466.64	59.88	-8.32	68.2	44.19	32.24	13.19	29.74	139	0	P	H
		5459.44	51.59	-2.41	54	35.92	32.25	13.16	29.74	139	0	A	H
	*	5530	104.41	-	-	88.48	32.27	13.41	29.75	139	0	P	H
	*	5530	96.67	-	-	80.74	32.27	13.41	29.75	139	0	A	H
		5749.25	54.9	-13.3	68.2	37.95	32.75	14.06	29.86	139	0	P	H
		5447.2	56.83	-17.17	74	41.19	32.26	13.12	29.74	153	356	P	V
		5468.32	58.96	-9.24	68.2	43.27	32.24	13.19	29.74	153	356	P	V
		5459.2	49.67	-4.33	54	34	32.25	13.16	29.74	153	356	A	V
	*	5530	102.43	-	-	86.5	32.27	13.41	29.75	153	356	P	V
	*	5530	94.86	-	-	78.93	32.27	13.41	29.75	153	356	A	V
		5759.96	55.48	-12.72	68.2	38.48	32.77	14.09	29.86	153	356	P	V
Remark	1. No other spurious found. 2. All results are PASS against Peak and Average limit line.												

Emission below 1GHz

WIFI 802.11ac VHT80 (LF @ 3m)

WIFI Ant.	Note	Frequency (MHz)	Level (dBμV/m)	Over Limit (dB)	Limit Line (dBμV/m)	Read Level (dBμV)	Antenna Factor (dB/m)	Path Loss (dB)	Preamp Factor (dB)	Ant Pos (cm)	Table Pos (deg)	Peak Avg. (P/A)	Pol. (H/V)
802.11ac VHT80 LF		112.45	36.39	-7.11	43.5	50.53	17.09	1.11	32.37	100	0	P	H
		159.98	27.29	-16.21	43.5	41.5	16.6	1.45	32.36	-	-	P	H
		264.74	24.62	-21.38	46	35.08	19.6	2.26	32.4	-	-	P	H
		558.65	27.31	-18.69	46	30.14	26.17	3.55	32.64	-	-	P	H
		861.29	32.09	-13.91	46	30.31	29.13	4.51	32.01	-	-	P	H
		914.64	35.25	-10.75	46	32.83	29.44	4.48	31.66	-	-	P	H
													H
													H
													H
													H
													H
													H
		113.42	28.03	-15.47	43.5	42.15	17.11	1.11	32.37	-	-	P	V
		175.5	27.25	-16.25	43.5	42.73	15.26	1.52	32.35	-	-	P	V
		264.74	20.8	-25.2	46	31.26	19.6	2.26	32.4	-	-	P	V
		475.23	24.4	-21.6	46	30.2	23.52	3.19	32.56	-	-	P	V
		664.38	27.54	-18.46	46	29.66	26.37	3.97	32.58	-	-	P	V
		933.07	33.3	-12.7	46	30	30.17	4.46	31.5	100	0	P	V
													V
													V
													V
													V
													V
													V
Remark	1. No other spurious found. 2. All results are PASS against limit line.												

Band 1 - 5150~5250MHz

WIFI 802.11a (Band Edge @ 3m)

WIFI Ant. 2	Note	Frequency (MHz)	Level (dBμV/m)	Over Limit (dB)	Limit Line (dBμV/m)	Read Level (dBμV)	Antenna Factor (dB/m)	Path Loss (dB)	Preamp Factor (dB)	Ant Pos (cm)	Table Pos (deg)	Peak Avg. (P/A)	Pol. (H/V)
802.11a CH 36 5180MHz		5068.12	54.95	-19.05	74	38.54	32.72	13.4	29.71	100	221	P	H
		5150	46.06	-7.94	54	29.96	32.62	13.2	29.72	100	221	A	H
	*	5180	106.54	-	-	90.55	32.58	13.13	29.72	100	221	P	H
	*	5180	98.76	-	-	82.77	32.58	13.13	29.72	100	221	A	H
													H
													H
		5003.38	55.1	-18.9	74	38.46	32.8	13.55	29.71	101	105	P	V
		5149.76	46.02	-7.98	54	29.92	32.62	13.2	29.72	101	105	A	V
	*	5180	106.64	-	-	90.65	32.58	13.13	29.72	101	105	P	V
	*	5180	98.64	-	-	82.65	32.58	13.13	29.72	101	105	A	V
													V
													V
802.11a CH 44 5220MHz		5015.34	55.5	-18.5	74	38.91	32.78	13.52	29.71	107	222	P	H
		5119.6	44.63	-9.37	54	28.42	32.66	13.27	29.72	107	222	A	H
	*	5220	107.88	-	-	91.99	32.54	13.07	29.72	107	222	P	H
	*	5220	99.88	-	-	83.99	32.54	13.07	29.72	107	222	A	H
		5354.72	53.78	-20.22	74	38.16	32.37	12.98	29.73	107	222	P	H
		5351.36	43.51	-10.49	54	27.88	32.38	12.98	29.73	107	222	A	H
		5150	55.43	-18.57	74	39.33	32.62	13.2	29.72	100	103	P	V
		5082.94	44.53	-9.47	54	28.18	32.7	13.36	29.71	100	103	A	V
	*	5220	108.08	-	-	92.19	32.54	13.07	29.72	100	103	P	V
	*	5220	100.19	-	-	84.3	32.54	13.07	29.72	100	103	A	V
		5394.76	54.46	-19.54	74	38.91	32.33	12.95	29.73	100	103	P	V
		5367.6	43.72	-10.28	54	28.12	32.36	12.97	29.73	100	103	A	V

802.11a CH 48 5240MHz		5022.36	54.68	-19.32	74	38.11	32.77	13.51	29.71	100	222	P	H
		5008.06	44.07	-9.93	54	27.45	32.79	13.54	29.71	100	222	A	H
	*	5240	107.85	-	-	92.01	32.51	13.05	29.72	100	222	P	H
	*	5240	100.13	-	-	84.29	32.51	13.05	29.72	100	222	A	H
		5426.4	55.09	-18.91	74	39.5	32.29	13.04	29.74	100	222	P	H
		5437.6	43.17	-10.83	54	27.56	32.27	13.08	29.74	100	222	A	H
		5112.06	55.5	-18.5	74	39.26	32.67	13.29	29.72	101	106	P	V
		5147.42	44.15	-9.85	54	28.04	32.62	13.21	29.72	101	106	A	V
	*	5240	108.58	-	-	92.74	32.51	13.05	29.72	101	106	P	V
	*	5240	100.52	-	-	84.68	32.51	13.05	29.72	101	106	A	V
		5401.48	53.16	-20.84	74	37.61	32.32	12.96	29.73	101	106	P	V
		5355.56	43.13	-10.87	54	27.51	32.37	12.98	29.73	101	106	A	V
Remark	1. No other spurious found. 2. All results are PASS against Peak and Average limit line.												

Band 1 5150~5250MHz

WIFI 802.11a (Harmonic @ 3m)

WIFI Ant. 2	Note	Frequency (MHz)	Level (dBμV/m)	Over Limit (dB)	Limit Line (dBμV/m)	Read Level (dBμV)	Antenna Factor (dB/m)	Path Loss (dB)	Preamp Factor (dB)	Ant Pos (cm)	Table Pos (deg)	Peak Avg. (P/A)	Pol. (H/V)
802.11a CH 36 5180MHz		10360	50.67	-17.53	68.2	57.11	39.9	17.48	63.82	372	176	P	H
		10360	39.43	-14.57	54	45.87	39.9	17.48	63.82	372	176	A	H
		15540	46.97	-27.03	74	49.8	37.9	21.51	62.24	100	0	P	H
													H
		10360	49.55	-18.65	68.2	55.99	39.9	17.48	63.82	100	0	P	V
		15540	46.88	-27.12	74	49.71	37.9	21.51	62.24	100	0	P	V
													V
													V
802.11a CH 44 5220MHz		10440	48.37	-19.83	68.2	54.51	40.02	17.55	63.71	100	0	P	H
		15660	45.26	-28.74	74	48.15	37.9	21.53	62.32	100	0	P	H
													H
													H
		10440	48.09	-20.11	68.2	54.23	40.02	17.55	63.71	100	0	P	V
		15660	44.86	-29.14	74	47.75	37.9	21.53	62.32	100	0	P	V
													V
													V
802.11a CH 48 5240MHz		10480	49.31	-18.89	68.2	55.32	40.07	17.58	63.66	100	0	P	H
		15720	44.61	-29.39	74	47.53	37.9	21.54	62.36	100	0	P	H
													H
													H
		10480	48.98	-19.22	68.2	54.99	40.07	17.58	63.66	100	0	P	V
		15720	45.4	-28.6	74	48.32	37.9	21.54	62.36	100	0	P	V
													V
													V
Remark	1. No other spurious found. 2. All results are PASS against Peak and Average limit line.												

Band 1 5150~5250MHz

WIFI 802.11n HT20 (Band Edge @ 3m)

WIFI Ant. 2	Note	Frequency (MHz)	Level (dBμV/m)	Over Limit (dB)	Limit Line (dBμV/m)	Read Level (dBμV)	Antenna Factor (dB/m)	Path Loss (dB)	Preamp Factor (dB)	Ant Pos (cm)	Table Pos (deg)	Peak Avg. (P/A)	Pol. (H/V)
802.11n HT20 CH 36 5180MHz		5021.32	55.76	-18.24	74	39.19	32.77	13.51	29.71	100	220	P	H
		5150	46.15	-7.85	54	30.05	32.62	13.2	29.72	100	220	A	H
	*	5180	106.61	-	-	90.62	32.58	13.13	29.72	100	220	P	H
	*	5180	98.65	-	-	82.66	32.58	13.13	29.72	100	220	A	H
													H
													H
		5149.24	54.33	-19.67	74	38.23	32.62	13.2	29.72	103	105	P	V
		5150	45.64	-8.36	54	29.54	32.62	13.2	29.72	103	105	A	V
	*	5180	106.71	-	-	90.72	32.58	13.13	29.72	103	105	P	V
	*	5180	98.7	-	-	82.71	32.58	13.13	29.72	103	105	A	V
													V
													V
802.11n HT20 CH 44 5220MHz		5089.7	54.13	-19.87	74	37.82	32.69	13.34	29.72	105	222	P	H
		5088.66	44.15	-9.85	54	27.83	32.69	13.35	29.72	105	222	A	H
	*	5220	107.39	-	-	91.5	32.54	13.07	29.72	105	222	P	H
	*	5220	99.53	-	-	83.64	32.54	13.07	29.72	105	222	A	H
		5352.2	54.48	-19.52	74	38.85	32.38	12.98	29.73	105	222	P	H
		5356.12	43.06	-10.94	54	27.44	32.37	12.98	29.73	105	222	A	H
		5060.84	55.12	-18.88	74	38.69	32.73	13.41	29.71	100	103	P	V
		5090.48	44.1	-9.9	54	27.79	32.69	13.34	29.72	100	103	A	V
	*	5220	107.56	-	-	91.67	32.54	13.07	29.72	100	103	P	V
	*	5220	99.38	-	-	83.49	32.54	13.07	29.72	100	103	A	V
		5421.92	53.81	-20.19	74	38.23	32.29	13.03	29.74	100	103	P	V
		5428.92	43.17	-10.83	54	27.57	32.29	13.05	29.74	100	103	A	V

802.11n HT20 CH 48 5240MHz		5072.54	54.13	-19.87	74	37.74	32.71	13.39	29.71	101	223	P	H
		5084.5	44.29	-9.71	54	27.95	32.7	13.36	29.72	101	223	A	H
	*	5240	108.18	-	-	92.32	32.52	13.06	29.72	101	223	P	H
	*	5240	99.92	-	-	84.06	32.52	13.06	29.72	101	223	A	H
		5381.88	53.57	-20.43	74	38	32.34	12.96	29.73	101	223	P	H
		5390	43.14	-10.86	54	27.58	32.33	12.96	29.73	101	223	A	H
		5118.3	55.18	-18.82	74	38.96	32.66	13.28	29.72	100	106	P	V
		5078.26	44.1	-9.9	54	27.73	32.71	13.37	29.71	100	106	A	V
	*	5240	108.24	-	-	92.4	32.51	13.05	29.72	100	106	P	V
	*	5240	100.46	-	-	84.62	32.51	13.05	29.72	100	106	A	V
		5443.48	53.95	-20.05	74	38.32	32.27	13.1	29.74	100	106	P	V
		5430.04	43.24	-10.76	54	27.64	32.28	13.06	29.74	100	106	A	V
Remark	1. No other spurious found. 2. All results are PASS against Peak and Average limit line.												

Band 1 5150~5250MHz

WIFI 802.11n HT40 (Band Edge @ 3m)

WIFI Ant. 2	Note	Frequency (MHz)	Level (dBμV/m)	Over Limit (dB)	Limit Line (dBμV/m)	Read Level (dBμV)	Antenna Factor (dB/m)	Path Loss (dB)	Preamp Factor (dB)	Ant Pos (cm)	Table Pos (deg)	Peak Avg. (P/A)	Pol. (H/V)
802.11n HT40 CH 38 5190MHz		5149.76	58.63	-15.37	74	42.53	32.62	13.2	29.72	100	140	P	H
		5149.5	50.19	-3.81	54	34.09	32.62	13.2	29.72	100	140	A	H
	*	5190	101.69	-	-	85.74	32.57	13.1	29.72	100	140	P	H
	*	5190	93.67	-	-	77.72	32.57	13.1	29.72	100	140	A	H
		5409.88	53.39	-20.61	74	37.82	32.31	12.99	29.73	100	140	P	H
		5401.2	44.14	-9.86	54	28.6	32.32	12.95	29.73	100	140	A	H
		5146.9	58.2	-15.8	74	42.09	32.62	13.21	29.72	100	297	P	V
		5149.5	51.01	-2.99	54	34.91	32.62	13.2	29.72	100	297	A	V
	*	5190	103.74	-	-	87.79	32.57	13.1	29.72	100	297	P	V
	*	5190	95.85	-	-	79.9	32.57	13.1	29.72	100	297	A	V
		5362.84	54.69	-19.31	74	39.09	32.36	12.97	29.73	100	297	P	V
		5412.96	44.99	-9.01	54	29.42	32.3	13	29.73	100	297	A	V
802.11n HT40 CH 46 5230MHz		5044.98	55.15	-18.85	74	38.66	32.75	13.45	29.71	100	243	P	H
		5146.38	45.25	-8.75	54	29.14	32.62	13.21	29.72	100	243	A	H
	*	5230	103.79	-	-	87.93	32.52	13.06	29.72	100	243	P	H
	*	5230	95.8	-	-	79.94	32.52	13.06	29.72	100	243	A	H
		5440.4	53.69	-20.31	74	38.07	32.27	13.09	29.74	100	243	P	H
		5455.52	44.24	-9.76	54	28.58	32.25	13.15	29.74	100	243	A	H
		5098.02	54.77	-19.23	74	38.49	32.68	13.32	29.72	100	18	P	V
		5092.3	45.27	-8.73	54	28.96	32.69	13.34	29.72	100	18	A	V
	*	5230	104.64	-	-	88.78	32.52	13.06	29.72	100	18	P	V
	*	5230	96.71	-	-	80.85	32.52	13.06	29.72	100	18	A	V
		5455.24	53.39	-20.61	74	37.73	32.25	13.15	29.74	100	18	P	V
		5452.44	45.49	-8.51	54	29.83	32.26	13.14	29.74	100	18	A	V
Remark	1. No other spurious found. 2. All results are PASS against Peak and Average limit line.												

Band 1 5150~5250MHz

WIFI 802.11ac VHT80 (Band Edge @ 3m)

WIFI Ant. 2	Note	Frequency (MHz)	Level (dBμV/m)	Over Limit (dB)	Limit Line (dBμV/m)	Read Level (dBμV)	Antenna Factor (dB/m)	Path Loss (dB)	Preamp Factor (dB)	Ant Pos (cm)	Table Pos (deg)	Peak Avg. (P/A)	Pol. (H/V)
802.11ac VHT80 CH 42 5210MHz		5133.64	57.94	-16.06	74	41.78	32.64	13.24	29.72	100	137	P	H
		5133.64	49.08	-4.92	54	32.92	32.64	13.24	29.72	100	137	A	H
	*	5210	99.39	-	-	83.49	32.55	13.07	29.72	100	137	P	H
	*	5210	91.5	-	-	75.6	32.55	13.07	29.72	100	137	A	H
		5383	54.3	-19.7	74	38.73	32.34	12.96	29.73	100	137	P	H
		5351.36	44.14	-9.86	54	28.51	32.38	12.98	29.73	100	137	A	H
		5134.42	57.57	-16.43	74	41.41	32.64	13.24	29.72	102	15	P	V
		5145.08	49.16	-4.84	54	33.04	32.63	13.21	29.72	102	15	A	V
	*	5210	101.44	-	-	85.54	32.55	13.07	29.72	102	15	P	V
	*	5210	93.6	-	-	77.7	32.55	13.07	29.72	102	15	A	V
		5383.56	53.41	-20.59	74	37.84	32.34	12.96	29.73	102	15	P	V
		5358.92	45.08	-8.92	54	29.46	32.37	12.98	29.73	102	15	A	V
Remark	1. No other spurious found. 2. All results are PASS against Peak and Average limit line.												

Band 2 - 5250~5350MHz

WIFI 802.11a (Band Edge @ 3m)

WIFI Ant. 2	Note	Frequency (MHz)	Level (dBμV/m)	Over Limit (dB)	Limit Line (dBμV/m)	Read Level (dBμV)	Antenna Factor (dB/m)	Path Loss (dB)	Preamp Factor (dB)	Ant Pos (cm)	Table Pos (deg)	Peak Avg. (P/A)	Pol. (H/V)
802.11a CH 52 5260MHz		5028.9	54.39	-19.61	74	37.84	32.77	13.49	29.71	100	137	P	H
		5094.86	44.17	-9.83	54	27.87	32.69	13.33	29.72	100	137	A	H
	*	5260	105.35	-	-	89.55	32.49	13.04	29.73	100	137	P	H
	*	5260	97.7	-	-	81.9	32.49	13.04	29.73	100	137	A	H
		5424.72	53.89	-20.11	74	38.3	32.29	13.04	29.74	100	137	P	H
		5455.92	43.13	-10.87	54	27.47	32.25	13.15	29.74	100	137	A	H
		5080.58	54.63	-19.37	74	38.27	32.7	13.37	29.71	103	15	P	V
		5130.9	44.12	-9.88	54	27.95	32.64	13.25	29.72	103	15	A	V
	*	5260	108.66	-	-	92.86	32.49	13.04	29.73	103	15	P	V
	*	5260	100.58	-	-	84.78	32.49	13.04	29.73	103	15	A	V
		5403.6	53.99	-20.01	74	38.44	32.32	12.96	29.73	103	15	P	V
		5431.92	43.26	-10.74	54	27.66	32.28	13.06	29.74	103	15	A	V
802.11a CH 60 5300MHz		5112.88	54.35	-19.65	74	38.12	32.66	13.29	29.72	100	137	P	H
		5108.8	44.16	-9.84	54	27.91	32.67	13.3	29.72	100	137	A	H
	*	5300	105.24	-	-	89.52	32.44	13.01	29.73	100	137	P	H
	*	5300	97.57	-	-	81.85	32.44	13.01	29.73	100	137	A	H
		5444.64	53.18	-20.82	74	37.54	32.27	13.11	29.74	100	137	P	H
		5356.56	43.54	-10.46	54	27.92	32.37	12.98	29.73	100	137	A	H
		5097.58	55	-19	74	38.71	32.68	13.33	29.72	100	18	P	V
		5083.3	44.1	-9.9	54	27.75	32.7	13.36	29.71	100	18	A	V
	*	5300	108.06	-	-	92.34	32.44	13.01	29.73	100	18	P	V
	*	5300	100.36	-	-	84.64	32.44	13.01	29.73	100	18	A	V
		5443.68	53.72	-20.28	74	38.08	32.27	13.11	29.74	100	18	P	V
		5351.76	44	-10	54	28.37	32.38	12.98	29.73	100	18	A	V

802.11a CH 64 5320MHz	*	5320	105.96	-	-	90.27	32.42	13	29.73	100	137	P	H
	*	5320	98.32	-	-	82.63	32.42	13	29.73	100	137	A	H
		5396.8	54.15	-19.85	74	38.61	32.32	12.95	29.73	100	137	P	H
		5352.64	43.75	-10.25	54	28.12	32.38	12.98	29.73	100	137	A	H
													H
													H
	*	5320	109.17	-	-	93.48	32.42	13	29.73	100	14	P	V
	*	5320	101.5	-	-	85.81	32.42	13	29.73	100	14	A	V
		5354.72	54.51	-19.49	74	38.89	32.37	12.98	29.73	100	14	P	V
		5350.4	45.71	-8.29	54	30.08	32.38	12.98	29.73	100	14	A	V
													V
													V
Remark	1. No other spurious found. 2. All results are PASS against Peak and Average limit line.												

Band 2 5250~5350MHz

WIFI 802.11a (Harmonic @ 3m)

WIFI	Note	Frequency	Level	Over	Limit	Read	Antenna	Path	Preamp	Ant	Table	Peak	Pol.
Ant.				Limit	Line	Level	Factor	Loss	Factor	Pos	Pos	Avg.	
2		(MHz)	(dBμV/m)	(dB)	(dBμV/m)	(dBμV)	(dB/m)	(dB)	(dB)	(cm)	(deg)	(P/A)	(H/V)
802.11a CH 52 5260MHz		10520	49.03	-19.17	68.2	54.96	40.1	17.61	63.64	100	0	P	H
		15780	46.86	-27.14	74	49.8	37.9	21.56	62.4	100	0	P	H
													H
													H
		10520	47.98	-20.22	68.2	53.91	40.1	17.61	63.64	100	0	P	V
		15780	45.21	-28.79	74	48.15	37.9	21.56	62.4	100	0	P	V
													V
													V
802.11a CH 60 5300MHz		10600	47.05	-26.95	74	52.96	40.1	17.68	63.69	100	0	P	H
		15900	45.6	-28.4	74	48.6	37.9	21.58	62.48	100	0	P	H
													H
													H
		10600	48.13	-25.87	74	54.04	40.1	17.68	63.69	100	0	P	V
		15900	44.96	-29.04	74	47.96	37.9	21.58	62.48	100	0	P	V
													V
													V
802.11a CH 64 5320MHz		10640	48.15	-25.85	74	54.07	40.1	17.7	63.72	100	0	P	H
		15960	45.08	-28.92	74	48.11	37.9	21.59	62.52	100	0	P	H
													H
													H
		10640	47.76	-26.24	74	53.68	40.1	17.7	63.72	100	0	P	V
		15960	44.81	-29.19	74	47.84	37.9	21.59	62.52	100	0	P	V
													V
													V
Remark	1. No other spurious found. 2. All results are PASS against Peak and Average limit line.												

Band 2 5250~5350MHz

WIFI 802.11n HT20 (Band Edge @ 3m)

WIFI Ant. 2	Note	Frequency (MHz)	Level (dBμV/m)	Over Limit (dB)	Limit Line (dBμV/m)	Read Level (dBμV)	Antenna Factor (dB/m)	Path Loss (dB)	Preamp Factor (dB)	Ant Pos (cm)	Table Pos (deg)	Peak Avg. (P/A)	Pol. (H/V)
802.11n HT20 CH 52 5260MHz		5074.8	54.74	-19.26	74	38.36	32.71	13.38	29.71	100	138	P	H
		5105.74	44.08	-9.92	54	27.82	32.67	13.31	29.72	100	138	A	H
	*	5260	105.48	-	-	89.68	32.49	13.04	29.73	100	138	P	H
	*	5260	97.75	-	-	81.95	32.49	13.04	29.73	100	138	A	H
		5428.32	54.03	-19.97	74	38.43	32.29	13.05	29.74	100	138	P	H
		5356.56	43.1	-10.9	54	27.48	32.37	12.98	29.73	100	138	A	H
		5033.66	54.81	-19.19	74	38.28	32.76	13.48	29.71	102	15	P	V
		5024.14	44.25	-9.75	54	27.69	32.77	13.5	29.71	102	15	A	V
	*	5260	109.17	-	-	93.37	32.49	13.04	29.73	102	15	P	V
	*	5260	101.2	-	-	85.4	32.49	13.04	29.73	102	15	A	V
		5423.28	53.87	-20.13	74	38.29	32.29	13.03	29.74	102	15	P	V
		5419.92	43.35	-10.65	54	27.77	32.3	13.02	29.74	102	15	A	V
802.11n HT20 CH 60 5300MHz		5000	54.62	-19.38	74	37.97	32.8	13.56	29.71	100	138	P	H
		5108.8	44.18	-9.82	54	27.93	32.67	13.3	29.72	100	138	A	H
	*	5300	105.64	-	-	89.92	32.44	13.01	29.73	100	138	P	H
	*	5300	97.74	-	-	82.02	32.44	13.01	29.73	100	138	A	H
		5376	53.4	-20.6	74	37.81	32.35	12.97	29.73	100	138	P	H
		5359.44	43.44	-10.56	54	27.82	32.37	12.98	29.73	100	138	A	H
		5108.46	54.13	-19.87	74	37.88	32.67	13.3	29.72	102	14	P	V
		5102.34	44.02	-9.98	54	27.75	32.68	13.31	29.72	102	14	A	V
	*	5300	109.1	-	-	93.38	32.44	13.01	29.73	102	14	P	V
	*	5300	101.19	-	-	85.47	32.44	13.01	29.73	102	14	A	V
		5394.48	54.9	-19.1	74	39.35	32.33	12.95	29.73	102	14	P	V
		5350.8	44.1	-9.9	54	28.47	32.38	12.98	29.73	102	14	A	V

	*	5320	105.82	-	-	90.13	32.42	13	29.73	100	134	P	H
	*	5320	97.94	-	-	82.25	32.42	13	29.73	100	134	A	H
		5357.6	54.11	-19.89	74	38.49	32.37	12.98	29.73	100	134	P	H
		5351.04	44.27	-9.73	54	28.64	32.38	12.98	29.73	100	134	A	H
802.11n													H
HT20													H
CH 64	*	5320	109.31	-	-	93.62	32.42	13	29.73	100	13	P	V
5320MHz	*	5320	101.1	-	-	85.41	32.42	13	29.73	100	13	A	V
		5350.4	55.31	-18.69	74	39.68	32.38	12.98	29.73	100	13	P	V
		5351.2	45.57	-8.43	54	29.94	32.38	12.98	29.73	100	13	A	V
													V
													V

Remark

1. No other spurious found.
2. All results are PASS against Peak and Average limit line.

Band 2 5250~5350MHz

WIFI 802.11n HT40 (Band Edge @ 3m)

WIFI Ant. 2	Note	Frequency (MHz)	Level (dBμV/m)	Over Limit (dB)	Limit Line (dBμV/m)	Read Level (dBμV)	Antenna Factor (dB/m)	Path Loss (dB)	Preamp Factor (dB)	Ant Pos (cm)	Table Pos (deg)	Peak Avg. (P/A)	Pol. (H/V)
802.11n HT40 CH 54 5270MHz		5041.48	54.51	-19.49	74	38.01	32.75	13.46	29.71	100	139	P	H
		5062.56	45.19	-8.81	54	28.77	32.72	13.41	29.71	100	139	A	H
	*	5270	103.05	-	-	87.27	32.48	13.03	29.73	100	139	P	H
	*	5270	95.16	-	-	79.38	32.48	13.03	29.73	100	139	A	H
		5454.96	53.68	-20.32	74	38.02	32.25	13.15	29.74	100	139	P	H
		5404.8	44.35	-9.65	54	28.8	32.31	12.97	29.73	100	139	A	H
		5005.78	54.31	-19.69	74	37.68	32.79	13.55	29.71	100	14	P	V
		5111.86	45.4	-8.6	54	29.16	32.67	13.29	29.72	100	14	A	V
	*	5270	105.82	-	-	90.04	32.48	13.03	29.73	100	14	P	V
	*	5270	97.92	-	-	82.14	32.48	13.03	29.73	100	14	A	V
		5412.24	53.4	-20.6	74	37.83	32.31	12.99	29.73	100	14	P	V
		5350.56	44.64	-9.36	54	29.01	32.38	12.98	29.73	100	14	A	V
802.11n HT40 CH 62 5310MHz		5147.9	53.99	-20.01	74	37.88	32.62	13.21	29.72	100	139	P	H
		5042.16	45.05	-8.95	54	28.55	32.75	13.46	29.71	100	139	A	H
	*	5310	102.07	-	-	86.36	32.43	13.01	29.73	100	139	P	H
	*	5310	94.21	-	-	78.5	32.43	13.01	29.73	100	139	A	H
		5356.08	56.28	-17.72	74	40.66	32.37	12.98	29.73	100	139	P	H
		5350.08	48.57	-5.43	54	32.94	32.38	12.98	29.73	100	139	A	H
		5004.08	54.62	-19.38	74	37.98	32.8	13.55	29.71	100	14	P	V
		5043.18	45.17	-8.83	54	28.67	32.75	13.46	29.71	100	14	A	V
	*	5310	105.08	-	-	89.37	32.43	13.01	29.73	100	14	P	V
	*	5310	97.23	-	-	81.52	32.43	13.01	29.73	100	14	A	V
		5350.32	59.41	-14.59	74	43.78	32.38	12.98	29.73	100	14	P	V
		5350.08	51.3	-2.7	54	35.67	32.38	12.98	29.73	100	14	A	V
Remark	1. No other spurious found. 2. All results are PASS against Peak and Average limit line.												

Band 2 5250~5350MHz

WIFI 802.11ac VHT80 (Band Edge @ 3m)

WIFI Ant. 2	Note	Frequency (MHz)	Level (dBμV/m)	Over Limit (dB)	Limit Line (dBμV/m)	Read Level (dBμV)	Antenna Factor (dB/m)	Path Loss (dB)	Preamp Factor (dB)	Ant Pos (cm)	Table Pos (deg)	Peak Avg. (P/A)	Pol. (H/V)
802.11ac VHT80 CH 58 5290MHz		5011.56	54.99	-19.01	74	38.38	32.79	13.53	29.71	101	138	P	H
		5132.6	45.17	-8.83	54	29.01	32.64	13.24	29.72	101	138	A	H
	*	5290	97.39	-	-	81.65	32.45	13.02	29.73	101	138	P	H
	*	5290	89.55	-	-	73.81	32.45	13.02	29.73	101	138	A	H
		5354.16	56.62	-17.38	74	40.99	32.38	12.98	29.73	101	138	P	H
		5350.08	49.61	-4.39	54	33.98	32.38	12.98	29.73	101	138	A	H
		5135.66	54.72	-19.28	74	38.57	32.64	13.23	29.72	101	14	P	V
		5008.16	45.03	-8.97	54	28.41	32.79	13.54	29.71	101	14	A	V
	*	5290	100.59	-	-	84.85	32.45	13.02	29.73	101	14	P	V
	*	5290	92.46	-	-	76.72	32.45	13.02	29.73	101	14	A	V
		5358.24	59.71	-14.29	74	44.09	32.37	12.98	29.73	101	14	P	V
		5350.08	51.6	-2.4	54	35.97	32.38	12.98	29.73	101	14	A	V
Remark	1. No other spurious found. 2. All results are PASS against Peak and Average limit line.												

Band 3 - 5470~5725MHz

WIFI 802.11a (Band Edge @ 3m)

WIFI	Note	Frequency	Level	Over	Limit	Read	Antenna	Path	Preamp	Ant	Table	Peak	Pol.
Ant.				Limit	Line	Level	Factor	Loss	Factor	Pos	Pos	Avg.	
2		(MHz)	(dBμV/m)	(dB)	(dBμV/m)	(dBμV)	(dB/m)	(dB)	(dB)	(cm)	(deg)	(P/A)	(H/V)
802.11a CH 100 5500MHz		5426.16	54.55	-19.45	74	38.96	32.29	13.04	29.74	103	239	P	H
		5463.76	54.23	-13.97	68.2	38.55	32.24	13.18	29.74	103	239	P	H
		5450.96	43.81	-10.19	54	28.16	32.26	13.13	29.74	103	239	A	H
	*	5500	103.02	-	-	87.25	32.2	13.31	29.74	103	239	P	H
	*	5500	95.18	-	-	79.41	32.2	13.31	29.74	103	239	A	H
													H
		5360.08	55.06	-18.94	74	39.44	32.37	12.98	29.73	100	205	P	V
		5470	55.48	-12.72	68.2	39.78	32.24	13.2	29.74	100	205	P	V
		5458.16	45	-9	54	29.33	32.25	13.16	29.74	100	205	A	V
	*	5500	108.4	-	-	92.63	32.2	13.31	29.74	100	205	P	V
	*	5500	100.82	-	-	85.05	32.2	13.31	29.74	100	205	A	V
													V
802.11a CH 116 5580MHz		5418.64	54.36	-19.64	74	38.78	32.3	13.02	29.74	104	241	P	H
		5462.08	54.37	-13.83	68.2	38.69	32.25	13.17	29.74	104	241	P	H
		5414.32	43.53	-10.47	54	27.96	32.3	13	29.73	104	241	A	H
	*	5580	102.86	-	-	86.67	32.38	13.59	29.78	104	241	P	H
	*	5580	95.32	-	-	79.13	32.38	13.59	29.78	104	241	A	H
		5733.5	54.97	-13.23	68.2	38.09	32.71	14.02	29.85	104	241	P	H
		5403.04	55.28	-18.72	74	39.73	32.32	12.96	29.73	100	230	P	V
		5461.12	54.42	-13.78	68.2	38.74	32.25	13.17	29.74	100	230	P	V
		5423.44	43.52	-10.48	54	27.94	32.29	13.03	29.74	100	230	A	V
	*	5580	108.87	-	-	92.68	32.38	13.59	29.78	100	230	P	V
	*	5580	101.44	-	-	85.25	32.38	13.59	29.78	100	230	A	V
		5759.015	56.84	-11.36	68.2	39.84	32.77	14.09	29.86	100	230	P	V

802.11a CH 140 5700MHz	*	5700	101.96	-	-	85.23	32.64	13.93	29.84	101	274	P	H
	*	5700	94.28	-	-	77.55	32.64	13.93	29.84	101	274	A	H
		5725	56.08	-12.12	68.2	39.24	32.69	14	29.85	101	274	P	H
													H
													H
													H
	*	5700	107.75	-	-	91.02	32.64	13.93	29.84	100	236	P	V
	*	5700	100.33	-	-	83.6	32.64	13.93	29.84	100	236	A	V
		5727.88	58.97	-9.23	68.2	42.11	32.7	14.01	29.85	100	236	P	V
													V
													V
													V
Remark	1. No other spurious found. 2. All results are PASS against Peak and Average limit line.												

Band 3 - 5470~5725MHz

WIFI 802.11a (Harmonic @ 3m)

WIFI	Note	Frequency	Level	Over	Limit	Read	Antenna	Path	Preamp	Ant	Table	Peak	Pol.
Ant.				Limit	Line	Level	Factor	Loss	Factor	Pos	Pos	Avg.	
2		(MHz)	(dBμV/m)	(dB)	(dBμV/m)	(dBμV)	(dB/m)	(dB)	(dB)	(cm)	(deg)	(P/A)	(H/V)
802.11a CH 100 5500MHz		11000	46.97	-27.03	74	52.82	40.1	17.99	63.94	100	0	P	H
		16500	47.87	-20.33	68.2	48.41	40.1	22.28	62.92	100	0	P	H
													H
													H
		11000	47.35	-26.65	74	53.2	40.1	17.99	63.94	100	0	P	V
		16500	47.04	-21.16	68.2	47.58	40.1	22.28	62.92	100	0	P	V
													V
													V
802.11a CH 116 5580MHz		11160	46.45	-27.55	74	51.99	39.97	18.12	63.63	100	0	P	H
		16740	47.78	-20.42	68.2	46.83	40.96	22.6	62.61	100	0	P	H
													H
													H
		11160	46.14	-27.86	74	51.68	39.97	18.12	63.63	100	0	P	V
		16740	48.36	-19.84	68.2	47.41	40.96	22.6	62.61	100	0	P	V
													V
													V
802.11a CH 140 5700MHz		11400	48.16	-25.84	74	53.24	39.78	18.3	63.16	100	0	P	H
		17100	49.47	-18.73	68.2	46.21	42.42	23.09	62.25	100	0	P	H
													H
													H
		11400	48.55	-25.45	74	53.63	39.78	18.3	63.16	100	0	P	V
		17100	48.91	-19.29	68.2	45.65	42.42	23.09	62.25	100	0	P	V
													V
													V
Remark	1. No other spurious found. 2. All results are PASS against Peak and Average limit line.												

Band 3 - 5470~5725MHz

WIFI 802.11n HT20 (Band Edge @ 3m)

WIFI Ant. 2	Note	Frequency (MHz)	Level (dBμV/m)	Over Limit (dB)	Limit Line (dBμV/m)	Read Level (dBμV)	Antenna Factor (dB/m)	Path Loss (dB)	Preamp Factor (dB)	Ant Pos (cm)	Table Pos (deg)	Peak Avg. (P/A)	Pol. (H/V)
802.11n HT20 CH 100 5500MHz		5387.6	54.72	-19.28	74	39.16	32.33	12.96	29.73	104	240	P	H
		5466.48	54.42	-13.78	68.2	38.73	32.24	13.19	29.74	104	240	P	H
		5454.48	43.73	-10.27	54	28.08	32.25	13.14	29.74	104	240	A	H
	*	5500	102.31	-	-	86.54	32.2	13.31	29.74	104	240	P	H
	*	5500	93.78	-	-	78.01	32.2	13.31	29.74	104	240	A	H
													H
		5428.4	55.61	-18.39	74	40.01	32.29	13.05	29.74	101	206	P	V
		5467.6	54.83	-13.37	68.2	39.14	32.24	13.19	29.74	101	206	P	V
		5456.4	44.65	-9.35	54	28.99	32.25	13.15	29.74	101	206	A	V
	*	5500	108.15	-	-	92.38	32.2	13.31	29.74	101	206	P	V
	*	5500	100.26	-	-	84.49	32.2	13.31	29.74	101	206	A	V
													V
802.11n HT20 CH 116 5580MHz		5459.92	55.15	-18.85	74	39.48	32.25	13.16	29.74	106	241	P	H
		5459.92	55.15	-18.85	74	39.48	32.25	13.16	29.74	106	241	P	H
		5447.44	43.42	-10.58	54	27.78	32.26	13.12	29.74	106	241	A	H
	*	5580	102.67	-	-	86.48	32.38	13.59	29.78	106	241	P	H
	*	5580	95.09	-	-	78.9	32.38	13.59	29.78	106	241	A	H
		5751.455	55.7	-12.5	68.2	38.74	32.75	14.07	29.86	106	241	P	H
		5387.68	54.4	-19.6	74	38.84	32.33	12.96	29.73	103	206	P	V
		5467.84	54.27	-13.93	68.2	38.58	32.24	13.19	29.74	103	206	P	V
		5350.24	43.89	-10.11	54	28.26	32.38	12.98	29.73	103	206	A	V
	*	5580	109.29	-	-	93.1	32.38	13.59	29.78	103	206	P	V
	*	5580	101.53	-	-	85.34	32.38	13.59	29.78	103	206	A	V
		5742.32	56.01	-12.19	68.2	39.1	32.73	14.04	29.86	103	206	P	V

	*	5700	101.7	-	-	84.97	32.64	13.93	29.84	100	273	P	H
	*	5700	94.03	-	-	77.3	32.64	13.93	29.84	100	273	A	H
		5725	55.94	-12.26	68.2	39.1	32.69	14	29.85	100	273	P	H
													H
802.11n													H
HT20													H
CH 140	*	5700	107.59	-	-	90.86	32.64	13.93	29.84	100	236	P	V
5700MHz	*	5700	99.95	-	-	83.22	32.64	13.93	29.84	100	236	A	V
		5725.16	57.89	-10.31	68.2	41.04	32.7	14	29.85	100	236	P	V
													V
													V
													V

Remark

1. No other spurious found.
2. All results are PASS against Peak and Average limit line.

Band 3 - 5470~5725MHz

WIFI 802.11n HT40 (Band Edge @ 3m)

WIFI Ant. 2	Note	Frequency (MHz)	Level (dBμV/m)	Over Limit (dB)	Limit Line (dBμV/m)	Read Level (dBμV)	Antenna Factor (dB/m)	Path Loss (dB)	Preamp Factor (dB)	Ant Pos (cm)	Table Pos (deg)	Peak Avg. (P/A)	Pol. (H/V)
802.11n HT40 CH 102 5510MHz		5439.04	55.41	-18.59	74	39.79	32.27	13.09	29.74	101	259	P	H
		5466.88	56.8	-11.4	68.2	41.11	32.24	13.19	29.74	101	259	P	H
		5458.72	45.84	-8.16	54	30.17	32.25	13.16	29.74	101	259	A	H
	*	5510	99.52	-	-	83.7	32.22	13.34	29.74	101	259	P	H
	*	5510	92.14	-	-	76.32	32.22	13.34	29.74	101	259	A	H
		5751.14	54.99	-13.21	68.2	38.03	32.75	14.07	29.86	101	259	P	H
		5459.92	57.94	-16.06	74	42.27	32.25	13.16	29.74	100	237	P	V
		5468.32	60.62	-7.58	68.2	44.93	32.24	13.19	29.74	100	237	P	V
		5459.92	48.39	-5.61	54	32.72	32.25	13.16	29.74	100	237	A	V
	*	5510	106.24	-	-	90.42	32.22	13.34	29.74	100	237	P	V
	*	5510	98.38	-	-	82.56	32.22	13.34	29.74	100	237	A	V
		5758.07	55.99	-12.21	68.2	38.99	32.77	14.09	29.86	100	237	P	V
802.11n HT40 CH 110 5550MHz		5399.44	54.32	-19.68	74	38.78	32.32	12.95	29.73	110	260	P	H
		5461.6	54.23	-13.97	68.2	38.55	32.25	13.17	29.74	110	260	P	H
		5421.28	44.52	-9.48	54	28.94	32.29	13.03	29.74	110	260	A	H
	*	5550	99.67	-	-	83.64	32.31	13.48	29.76	110	260	P	H
	*	5550	92.02	-	-	75.99	32.31	13.48	29.76	110	260	A	H
		5757.125	55.54	-12.66	68.2	38.55	32.77	14.08	29.86	110	260	P	H
		5369.2	54.92	-19.08	74	39.32	32.36	12.97	29.73	100	236	P	V
		5465.92	54.14	-14.06	68.2	38.46	32.24	13.18	29.74	100	236	P	V
		5444.56	45.03	-8.97	54	29.39	32.27	13.11	29.74	100	236	A	V
	*	5550	106.02	-	-	89.99	32.31	13.48	29.76	100	236	P	V
	*	5550	98.2	-	-	82.17	32.31	13.48	29.76	100	236	A	V
		5761.22	55.3	-12.9	68.2	38.3	32.77	14.1	29.87	100	236	P	V

802.11n HT40 CH 134 5670MHz		5392.7	54.56	-19.44	74	39.01	32.33	12.95	29.73	104	243	P	H
		5459.9	54.26	-19.74	74	38.59	32.25	13.16	29.74	104	243	P	H
		5441.7	44.99	-9.01	54	29.36	32.27	13.1	29.74	104	243	A	H
	*	5670	98.63	-	-	82.03	32.57	13.85	29.82	104	243	P	H
	*	5670	91.18	-	-	74.58	32.57	13.85	29.82	104	243	A	H
		5755.9	56.73	-11.47	68.2	39.75	32.76	14.08	29.86	104	243	P	H
		5444.85	54.69	-19.31	74	39.05	32.27	13.11	29.74	101	234	P	V
		5460.6	52.97	-15.23	68.2	37.29	32.25	13.17	29.74	101	234	P	V
		5447.65	47.51	-6.49	54	31.87	32.26	13.12	29.74	101	234	A	V
	*	5670	106.16	-	-	89.56	32.57	13.85	29.82	101	234	P	V
	*	5670	98.29	-	-	81.69	32.57	13.85	29.82	101	234	A	V
		5726.5	59.31	-8.89	68.2	42.46	32.7	14	29.85	101	234	P	V
Remark	1. No other spurious found. 2. All results are PASS against Peak and Average limit line.												

Band 3 - 5470~5725MHz

WIFI 802.11ac VHT80 (Band Edge @ 3m)

WIFI Ant. 2	Note	Frequency (MHz)	Level (dBμV/m)	Over Limit (dB)	Limit Line (dBμV/m)	Read Level (dBμV)	Antenna Factor (dB/m)	Path Loss (dB)	Preamp Factor (dB)	Ant Pos (cm)	Table Pos (deg)	Peak Avg. (P/A)	Pol. (H/V)
802.11ac VHT80 CH 106 5530MHz		5451.28	57.13	-16.87	74	41.48	32.26	13.13	29.74	110	262	P	H
		5468.08	57.06	-11.14	68.2	41.37	32.24	13.19	29.74	110	262	P	H
		5454.88	47.35	-6.65	54	31.7	32.25	13.14	29.74	110	262	A	H
	*	5530	95.3	-	-	79.37	32.27	13.41	29.75	110	262	P	H
	*	5530	87.55	-	-	71.62	32.27	13.41	29.75	110	262	A	H
		5758.385	55.24	-12.96	68.2	38.24	32.77	14.09	29.86	110	262	P	H
		5452.48	60.35	-13.65	74	44.69	32.26	13.14	29.74	100	236	P	V
		5464.96	61.15	-7.05	68.2	45.47	32.24	13.18	29.74	100	236	P	V
		5459.92	51.86	-2.14	54	36.19	32.25	13.16	29.74	100	236	A	V
	*	5530	102.15	-	-	86.22	32.27	13.41	29.75	100	236	P	V
	*	5530	94.26	-	-	78.33	32.27	13.41	29.75	100	236	A	V
		5753.975	55.47	-12.73	68.2	38.49	32.76	14.08	29.86	100	236	P	V
Remark	1. No other spurious found. 2. All results are PASS against Peak and Average limit line.												

Emission below 1GHz

WIFI 802.11ac VHT80 (LF @ 3m)

WIFI Ant. 2	Note	Frequency (MHz)	Level (dBμV/m)	Over Limit (dB)	Limit Line (dBμV/m)	Read Level (dBμV)	Antenna Factor (dB/m)	Path Loss (dB)	Preamp Factor (dB)	Ant Pos (cm)	Table Pos (deg)	Peak Avg. (P/A)	Pol. (H/V)
802.11ac VHT80 LF		96.93	36.84	-6.66	43.5	52.72	15.45	1.04	32.37	100	0	P	H
		159.01	28.75	-14.75	43.5	42.94	16.62	1.55	32.36	-	-	P	H
		267.65	26.86	-19.14	46	37.47	19.44	2.35	32.4	-	-	P	H
		564.47	27.66	-18.34	46	30.53	26.1	3.67	32.64	-	-	P	H
		760.41	30.45	-15.55	46	30.16	28.23	4.49	32.43	-	-	P	H
		973.81	34.4	-19.6	54	29.56	30.9	5.08	31.14	-	-	P	H
													H
													H
													H
													H
													H
													H
		95.96	33.65	-9.85	43.5	49.65	15.33	1.04	32.37	100	0	P	V
		171.62	24.49	-19.01	43.5	39.8	15.46	1.59	32.36	-	-	P	V
		442.25	23.72	-22.28	46	30.08	23	3.17	32.53	-	-	P	V
		553.8	27.07	-18.93	46	30.4	25.68	3.62	32.63	-	-	P	V
		852.56	32.08	-13.92	46	30.41	29.07	4.66	32.06	-	-	P	V
		958.29	34.02	-11.98	46	29.56	30.96	4.78	31.28	-	-	P	V
													V
													V
													V
													V
													V
													V
Remark	1. No other spurious found. 2. All results are PASS against limit line.												

Band 1 - 5150~5250MHz

WIFI 802.11a (Band Edge @ 3m)

WIFI Ant. 3+2	Note	Frequency (MHz)	Level (dBμV/m)	Over Limit (dB)	Limit Line (dBμV/m)	Read Level (dBμV)	Antenna Factor (dB/m)	Path Loss (dB)	Preamp Factor (dB)	Ant Pos (cm)	Table Pos (deg)	Peak Avg. (P/A)	Pol. (H/V)
802.11a CH 36 5180MHz		5032.76	56.03	-17.97	74	39.5	32.76	13.48	29.71	288	50	P	H
		5147.68	45.18	-8.82	54	29.07	32.62	13.21	29.72	288	50	A	H
	*	5180	108.36	-	-	92.37	32.58	13.13	29.72	288	50	P	H
	*	5180	101.09	-	-	85.1	32.58	13.13	29.72	288	50	A	H
													H
													H
		5040.04	56.57	-17.43	74	40.07	32.75	13.46	29.71	300	2	P	V
		5037.44	44.81	-9.19	54	28.29	32.76	13.47	29.71	300	2	A	V
	*	5180	103.45	-	-	87.46	32.58	13.13	29.72	300	2	P	V
	*	5180	96.27	-	-	80.28	32.58	13.13	29.72	300	2	A	V
													V
													V
802.11a CH 44 5220MHz		5022.36	56	-18	74	39.43	32.77	13.51	29.71	282	45	P	H
		5091.26	44.85	-9.15	54	28.54	32.69	13.34	29.72	282	45	A	H
	*	5220	109.38	-	-	93.49	32.54	13.07	29.72	282	45	P	H
	*	5220	102.05	-	-	86.16	32.54	13.07	29.72	282	45	A	H
		5353.88	53.95	-20.05	74	38.32	32.38	12.98	29.73	282	45	P	H
		5454.4	43.71	-10.29	54	28.06	32.25	13.14	29.74	282	45	A	H
		5055.38	55.61	-18.39	74	39.16	32.73	13.43	29.71	330	1	P	V
		5005.98	44.92	-9.08	54	28.29	32.79	13.55	29.71	330	1	A	V
	*	5220	103.74	-	-	87.85	32.54	13.07	29.72	330	1	P	V
	*	5220	96.64	-	-	80.75	32.54	13.07	29.72	330	1	A	V
		5350.52	54.97	-19.03	74	39.34	32.38	12.98	29.73	330	1	P	V
		5451.6	43.92	-10.08	54	28.27	32.26	13.13	29.74	330	1	A	V

802.11a CH 48 5240MHz		5101.92	56.08	-17.92	74	39.8	32.68	13.32	29.72	282	47	P	H
		5059.54	45.08	-8.92	54	28.64	32.73	13.42	29.71	282	47	A	H
	*	5240	109.51	-	-	93.67	32.51	13.05	29.72	282	47	P	H
	*	5240	101.99	-	-	86.15	32.51	13.05	29.72	282	47	A	H
		5439.84	54.83	-19.17	74	39.21	32.27	13.09	29.74	282	47	P	H
		5394.48	43.69	-10.31	54	28.14	32.33	12.95	29.73	282	47	A	H
		5142.22	56.55	-17.45	74	40.42	32.63	13.22	29.72	291	0	P	V
		5094.12	44.83	-9.17	54	28.53	32.69	13.33	29.72	291	0	A	V
	*	5240	103.44	-	-	87.6	32.51	13.05	29.72	291	0	P	V
	*	5240	96.07	-	-	80.23	32.51	13.05	29.72	291	0	A	V
		5350	54.71	-19.29	74	39.08	32.38	12.98	29.73	291	0	P	V
		5356.96	43.58	-10.42	54	27.96	32.37	12.98	29.73	291	0	A	V
Remark	1. No other spurious found. 2. All results are PASS against Peak and Average limit line.												

Band 1 5150~5250MHz

WIFI 802.11a (Harmonic @ 3m)

WIFI Ant. 3+2	Note	Frequency (MHz)	Level (dBμV/m)	Over Limit (dB)	Limit Line (dBμV/m)	Read Level (dBμV)	Antenna Factor (dB/m)	Path Loss (dB)	Preamp Factor (dB)	Ant Pos (cm)	Table Pos (deg)	Peak Avg. (P/A)	Pol. (H/V)
802.11a CH 36 5180MHz		10360	45.52	-22.68	68.2	48.9	39.9	17.48	60.76	100	0	P	H
		15540	43.83	-30.17	74	45.97	37.9	21.51	61.55	100	0	P	H
													H
													H
		10360	46.36	-21.84	68.2	49.74	39.9	17.48	60.76	100	0	P	V
		15540	46.36	-27.64	74	48.5	37.9	21.51	61.55	100	0	P	V
													V
													V
802.11a CH 44 5220MHz		10440	44.6	-23.6	68.2	47.99	40.02	17.55	60.96	100	0	P	H
		15660	42.86	-31.14	74	44.84	37.9	21.53	61.41	100	0	P	H
													H
													H
		10440	45.4	-22.8	68.2	48.79	40.02	17.55	60.96	100	0	P	V
		15660	42.97	-31.03	74	44.95	37.9	21.53	61.41	100	0	P	V
													V
													V
802.11a CH 48 5240MHz		10480	44.78	-23.42	68.2	48.18	40.07	17.58	61.05	100	0	P	H
		15720	43.42	-30.58	74	45.32	37.9	21.54	61.34	100	0	P	H
													H
													H
		10480	45.63	-22.57	68.2	49.03	40.07	17.58	61.05	100	0	P	V
		15720	43.56	-30.44	74	45.46	37.9	21.54	61.34	100	0	P	V
													V
													V
Remark	1. No other spurious found. 2. All results are PASS against Peak and Average limit line.												

Band 1 5150~5250MHz

WIFI 802.11n HT20 (Band Edge @ 3m)

WIFI Ant. 3+2	Note	Frequency (MHz)	Level (dBμV/m)	Over Limit (dB)	Limit Line (dBμV/m)	Read Level (dBμV)	Antenna Factor (dB/m)	Path Loss (dB)	Preamp Factor (dB)	Ant Pos (cm)	Table Pos (deg)	Peak Avg. (P/A)	Pol. (H/V)
802.11n HT20 CH 36 5180MHz		5123.5	56.47	-17.53	74	40.28	32.65	13.26	29.72	258	61	P	H
		5146.9	45.09	-8.91	54	28.98	32.62	13.21	29.72	258	61	A	H
	*	5180	110.71	-	-	94.72	32.58	13.13	29.72	258	61	P	H
	*	5180	102.8	-	-	86.81	32.58	13.13	29.72	258	61	A	H
													H
													H
		5058.76	55.81	-18.19	74	39.37	32.73	13.42	29.71	282	1	P	V
		5059.28	44.93	-9.07	54	28.49	32.73	13.42	29.71	282	1	A	V
	*	5180	103.34	-	-	87.35	32.58	13.13	29.72	282	1	P	V
	*	5180	95.93	-	-	79.94	32.58	13.13	29.72	282	1	A	V
													V
													V
802.11n HT20 CH 44 5220MHz		5033.28	55.78	-18.22	74	39.25	32.76	13.48	29.71	280	42	P	H
		5075.14	45.13	-8.87	54	28.75	32.71	13.38	29.71	280	42	A	H
	*	5220	107.45	-	-	91.56	32.54	13.07	29.72	280	42	P	H
	*	5220	99.63	-	-	83.74	32.54	13.07	29.72	280	42	A	H
		5427.8	54.38	-19.62	74	38.78	32.29	13.05	29.74	280	42	P	H
		5442.64	43.76	-10.24	54	28.13	32.27	13.1	29.74	280	42	A	H
		5078.78	55.5	-18.5	74	39.13	32.71	13.37	29.71	313	2	P	V
		5087.88	45.05	-8.95	54	28.73	32.69	13.35	29.72	313	2	A	V
	*	5220	103.53	-	-	87.64	32.54	13.07	29.72	313	2	P	V
	*	5220	96.15	-	-	80.26	32.54	13.07	29.72	313	2	A	V
		5408.76	54.58	-19.42	74	39.02	32.31	12.98	29.73	313	2	P	V
		5441.8	43.82	-10.18	54	28.19	32.27	13.1	29.74	313	2	A	V

802.11n HT20 CH 48 5240MHz		5003.64	56.08	-17.92	74	39.44	32.8	13.55	29.71	254	55	P	H
		5062.4	45.02	-8.98	54	28.59	32.73	13.41	29.71	254	55	A	H
	*	5240	108.44	-	-	92.6	32.51	13.05	29.72	254	55	P	H
	*	5240	101.1	-	-	85.26	32.51	13.05	29.72	254	55	A	H
		5363.96	54.73	-19.27	74	39.13	32.36	12.97	29.73	254	55	P	H
		5420.24	43.89	-10.11	54	28.31	32.3	13.02	29.74	254	55	A	H
		5100.36	55.3	-18.7	74	39.02	32.68	13.32	29.72	327	2	P	V
		5029.9	45.08	-8.92	54	28.54	32.76	13.49	29.71	327	2	A	V
	*	5240	103.51	-	-	87.67	32.51	13.05	29.72	327	2	P	V
	*	5240	96.08	-	-	80.24	32.51	13.05	29.72	327	2	A	V
		5456.08	55.4	-18.6	74	39.74	32.25	13.15	29.74	327	2	P	V
		5452.72	43.84	-10.16	54	28.18	32.26	13.14	29.74	327	2	A	V
Remark	1. No other spurious found. 2. All results are PASS against Peak and Average limit line.												

Band 1 5150~5250MHz

WIFI 802.11n HT40 (Band Edge @ 3m)

WIFI Ant. 3+2	Note	Frequency (MHz)	Level (dBμV/m)	Over Limit (dB)	Limit Line (dBμV/m)	Read Level (dBμV)	Antenna Factor (dB/m)	Path Loss (dB)	Preamp Factor (dB)	Ant Pos (cm)	Table Pos (deg)	Peak Avg. (P/A)	Pol. (H/V)
802.11n HT40 CH 38 5190MHz		5139.62	56.27	-17.73	74	40.14	32.63	13.22	29.72	265	65	P	H
		5150	47.01	-6.99	54	30.91	32.62	13.2	29.72	265	65	A	H
	*	5190	106.53	-	-	90.58	32.57	13.1	29.72	265	65	P	H
	*	5190	99.21	-	-	83.26	32.57	13.1	29.72	265	65	A	H
		5358.36	54.88	-19.12	74	39.26	32.37	12.98	29.73	265	65	P	H
		5412.96	45.21	-8.79	54	29.64	32.3	13	29.73	265	65	A	H
		5146.9	56.61	-17.39	74	40.5	32.62	13.21	29.72	141	0	P	V
		5146.38	47.09	-6.91	54	30.98	32.62	13.21	29.72	141	0	A	V
	*	5190	103.27	-	-	87.32	32.57	13.1	29.72	141	0	P	V
	*	5190	95.39	-	-	79.44	32.57	13.1	29.72	141	0	A	V
		5447.68	53.49	-20.51	74	37.85	32.26	13.12	29.74	141	0	P	V
		5413.52	44.63	-9.37	54	29.06	32.3	13	29.73	141	0	A	V
802.11n HT40 CH 46 5230MHz		5042.64	56.41	-17.59	74	39.91	32.75	13.46	29.71	259	62	P	H
		5095.94	45.15	-8.85	54	28.86	32.68	13.33	29.72	259	62	A	H
	*	5230	106.97	-	-	91.11	32.52	13.06	29.72	259	62	P	H
	*	5230	99.55	-	-	83.69	32.52	13.06	29.72	259	62	A	H
		5361.72	54.27	-19.73	74	38.66	32.37	12.97	29.73	259	62	P	H
		5452.16	45.62	-8.38	54	29.96	32.26	13.14	29.74	259	62	A	H
		5065.26	55.65	-18.35	74	39.24	32.72	13.4	29.71	104	0	P	V
		5026.78	45.25	-8.75	54	28.69	32.77	13.5	29.71	104	0	A	V
	*	5230	103.87	-	-	88.01	32.52	13.06	29.72	104	0	P	V
	*	5230	95.89	-	-	80.03	32.52	13.06	29.72	104	0	A	V
		5429.2	55.22	-18.78	74	39.63	32.28	13.05	29.74	104	0	P	V
		5452.16	45.84	-8.16	54	30.18	32.26	13.14	29.74	104	0	A	V
Remark	1. No other spurious found. 2. All results are PASS against Peak and Average limit line.												

Band 1 5150~5250MHz

WIFI 802.11ac VHT80 (Band Edge @ 3m)

WIFI Ant.	Note	Frequency	Level	Over Limit	Limit Line	Read Level	Antenna Factor	Path Loss	Preamp Factor	Ant Pos	Table Pos	Peak Avg.	Pol.
3+2		(MHz)	(dBμV/m)	(dB)	(dBμV/m)	(dBμV)	(dB/m)	(dB)	(dB)	(cm)	(deg)	(P/A)	(H/V)
802.11ac VHT80 CH 42 5210MHz		5146.9	56.99	-17.01	74	40.88	32.62	13.21	29.72	258	66	P	H
		5147.68	47.96	-6.04	54	31.85	32.62	13.21	29.72	258	66	A	H
	*	5210	105.39	-	-	89.49	32.55	13.07	29.72	258	66	P	H
	*	5210	97.22	-	-	81.32	32.55	13.07	29.72	258	66	A	H
		5409.6	54.4	-19.6	74	38.84	32.31	12.98	29.73	258	66	P	H
		5433.68	44.37	-9.63	54	28.76	32.28	13.07	29.74	258	66	A	H
		5144.3	57.87	-16.13	74	41.75	32.63	13.21	29.72	100	348	P	V
		5147.68	49.48	-4.52	54	33.37	32.62	13.21	29.72	100	348	A	V
	*	5210	100.81	-	-	84.91	32.55	13.07	29.72	100	348	P	V
	*	5210	93.08	-	-	77.18	32.55	13.07	29.72	100	348	A	V
		5408.48	54.6	-19.4	74	39.04	32.31	12.98	29.73	100	348	P	V
		5431.44	44.59	-9.41	54	28.99	32.28	13.06	29.74	100	348	A	V
Remark	1. No other spurious found. 2. All results are PASS against Peak and Average limit line.												

Band 2 - 5250~5350MHz

WIFI 802.11a (Band Edge @ 3m)

WIFI Ant. 3+2	Note	Frequency (MHz)	Level (dBμV/m)	Over Limit (dB)	Limit Line (dBμV/m)	Read Level (dBμV)	Antenna Factor (dB/m)	Path Loss (dB)	Preamp Factor (dB)	Ant Pos (cm)	Table Pos (deg)	Peak Avg. (P/A)	Pol. (H/V)
802.11a CH 52 5260MHz		5132.6	55.53	-18.47	74	39.37	32.64	13.24	29.72	258	60	P	H
		5060.86	44.97	-9.03	54	28.54	32.73	13.41	29.71	258	60	A	H
	*	5260	110.55	-	-	94.75	32.49	13.04	29.73	258	60	P	H
	*	5260	103.06	-	-	87.26	32.49	13.04	29.73	258	60	A	H
		5424	54.13	-19.87	74	38.54	32.29	13.04	29.74	258	60	P	H
		5447.76	44.01	-9.99	54	28.37	32.26	13.12	29.74	258	60	A	H
		5134.98	55.75	-18.25	74	39.59	32.64	13.24	29.72	101	346	P	V
		5052.36	45.07	-8.93	54	28.61	32.74	13.43	29.71	101	346	A	V
	*	5260	104.3	-	-	88.5	32.49	13.04	29.73	101	346	P	V
	*	5260	97.07	-	-	81.27	32.49	13.04	29.73	101	346	A	V
		5367.12	55.08	-18.92	74	39.48	32.36	12.97	29.73	101	346	P	V
		5358.48	43.75	-10.25	54	28.13	32.37	12.98	29.73	101	346	A	V
802.11a CH 60 5300MHz		5074.12	55.76	-18.24	74	39.38	32.71	13.38	29.71	254	61	P	H
		5058.82	44.91	-9.09	54	28.47	32.73	13.42	29.71	254	61	A	H
	*	5300	109	-	-	93.28	32.44	13.01	29.73	254	61	P	H
	*	5300	101.47	-	-	85.75	32.44	13.01	29.73	254	61	A	H
		5360.16	55.07	-18.93	74	39.45	32.37	12.98	29.73	254	61	P	H
		5350.08	44.03	-9.97	54	28.4	32.38	12.98	29.73	254	61	A	H
		5096.22	54.96	-19.04	74	38.67	32.68	13.33	29.72	100	346	P	V
		5070.38	44.81	-9.19	54	28.41	32.72	13.39	29.71	100	346	A	V
	*	5300	105.18	-	-	89.46	32.44	13.01	29.73	100	346	P	V
	*	5300	97.77	-	-	82.05	32.44	13.01	29.73	100	346	A	V
		5440.32	55.27	-18.73	74	39.65	32.27	13.09	29.74	100	346	P	V
		5350.8	44.1	-9.9	54	28.47	32.38	12.98	29.73	100	346	A	V

802.11a CH 64 5320MHz	*	5320	108.47	-	-	92.78	32.42	13	29.73	260	63	P	H
	*	5320	100.8	-	-	85.11	32.42	13	29.73	260	63	A	H
		5424	55.07	-18.93	74	39.48	32.29	13.04	29.74	260	63	P	H
		5351.04	44.22	-9.78	54	28.59	32.38	12.98	29.73	260	63	A	H
													H
													H
	*	5320	105.06	-	-	89.37	32.42	13	29.73	100	352	P	V
	*	5320	97.89	-	-	82.2	32.42	13	29.73	100	352	A	V
		5395.52	54.83	-19.17	74	39.28	32.33	12.95	29.73	100	352	P	V
		5356.96	44.39	-9.61	54	28.77	32.37	12.98	29.73	100	352	A	V
													V
													V
Remark	1. No other spurious found. 2. All results are PASS against Peak and Average limit line.												

Band 2 5250~5350MHz

WIFI 802.11a (Harmonic @ 3m)

WIFI Ant. 3+2	Note	Frequency (MHz)	Level (dBμV/m)	Over Limit (dB)	Limit Line (dBμV/m)	Read Level (dBμV)	Antenna Factor (dB/m)	Path Loss (dB)	Preamp Factor (dB)	Ant Pos (cm)	Table Pos (deg)	Peak Avg. (P/A)	Pol. (H/V)
802.11a CH 52 5260MHz		10520	44.5	-23.7	68.2	47.91	40.1	17.61	61.12	100	0	P	H
		15780	43.21	-30.79	74	45.01	37.9	21.56	61.26	100	0	P	H
													H
													H
		10520	45.42	-22.78	68.2	48.83	40.1	17.61	61.12	100	0	P	V
		15780	42.81	-31.19	74	44.61	37.9	21.56	61.26	100	0	P	V
													V
													V
802.11a CH 60 5300MHz		10600	44.57	-29.43	74	48.01	40.1	17.68	61.22	100	0	P	H
		15900	43.47	-30.53	74	45.11	37.9	21.58	61.12	100	0	P	H
													H
													H
		10600	44.53	-29.47	74	47.97	40.1	17.68	61.22	100	0	P	V
		15900	43.32	-30.68	74	44.96	37.9	21.58	61.12	100	0	P	V
													V
													V
802.11a CH 64 5320MHz		10640	45.14	-28.86	74	48.61	40.1	17.7	61.27	100	0	P	H
		15960	43.41	-30.59	74	44.97	37.9	21.59	61.05	100	0	P	H
													H
													H
		10640	45.44	-28.56	74	48.91	40.1	17.7	61.27	100	0	P	V
		15960	43.91	-30.09	74	45.47	37.9	21.59	61.05	100	0	P	V
													V
													V
Remark	1. No other spurious found. 2. All results are PASS against Peak and Average limit line.												

Band 2 5250~5350MHz

WIFI 802.11n HT20 (Band Edge @ 3m)

WIFI Ant. 3+2	Note	Frequency (MHz)	Level (dBμV/m)	Over Limit (dB)	Limit Line (dBμV/m)	Read Level (dBμV)	Antenna Factor (dB/m)	Path Loss (dB)	Preamp Factor (dB)	Ant Pos (cm)	Table Pos (deg)	Peak Avg. (P/A)	Pol. (H/V)
802.11n HT20 CH 52 5260MHz		5009.86	54.86	-19.14	74	38.24	32.79	13.54	29.71	253	67	P	H
		5079.9	43.89	-10.11	54	27.53	32.7	13.37	29.71	253	67	A	H
	*	5260	110.53	-	-	94.73	32.49	13.04	29.73	253	67	P	H
	*	5260	102.93	-	-	87.13	32.49	13.04	29.73	253	67	A	H
		5390.64	53.41	-20.59	74	37.85	32.33	12.96	29.73	253	67	P	H
		5354.88	43.34	-10.66	54	27.72	32.37	12.98	29.73	253	67	A	H
		5079.22	54.4	-19.6	74	38.04	32.7	13.37	29.71	100	348	P	V
		5087.04	43.9	-10.1	54	27.57	32.7	13.35	29.72	100	348	A	V
	*	5260	107.15	-	-	91.35	32.49	13.04	29.73	100	348	P	V
	*	5260	99.31	-	-	83.51	32.49	13.04	29.73	100	348	A	V
		5417.52	54.57	-19.43	74	39	32.3	13.01	29.74	100	348	P	V
		5405.28	43.07	-10.93	54	27.52	32.31	12.97	29.73	100	348	A	V
802.11n HT20 CH 60 5300MHz		5056.44	54.43	-19.57	74	37.99	32.73	13.42	29.71	251	69	P	H
		5045.56	43.98	-10.02	54	27.49	32.75	13.45	29.71	251	69	A	H
	*	5300	109.85	-	-	94.13	32.44	13.01	29.73	251	69	P	H
	*	5300	102.15	-	-	86.43	32.44	13.01	29.73	251	69	A	H
		5445.36	53.44	-20.56	74	37.8	32.27	13.11	29.74	251	69	P	H
		5354.88	43.64	-10.36	54	28.02	32.37	12.98	29.73	251	69	A	H
		5014.96	54.84	-19.16	74	38.25	32.78	13.52	29.71	101	349	P	V
		5092.14	43.92	-10.08	54	27.61	32.69	13.34	29.72	101	349	A	V
	*	5300	107.92	-	-	92.2	32.44	13.01	29.73	101	349	P	V
	*	5300	99.68	-	-	83.96	32.44	13.01	29.73	101	349	A	V
		5359.68	53.11	-20.89	74	37.49	32.37	12.98	29.73	101	349	P	V
		5352.96	43.73	-10.27	54	28.1	32.38	12.98	29.73	101	349	A	V

	*	5320	109.01	-	-	93.32	32.42	13	29.73	250	69	P	H
	*	5320	101.3	-	-	85.61	32.42	13	29.73	250	69	A	H
		5351.04	54.22	-19.78	74	38.59	32.38	12.98	29.73	250	69	P	H
		5351.68	43.78	-10.22	54	28.15	32.38	12.98	29.73	250	69	A	H
802.11n													H
HT20													H
CH 64	*	5320	107.33	-	-	91.64	32.42	13	29.73	100	351	P	V
5320MHz	*	5320	99.47	-	-	83.78	32.42	13	29.73	100	351	A	V
		5433.28	54.48	-19.52	74	38.87	32.28	13.07	29.74	100	351	P	V
		5352	43.85	-10.15	54	28.22	32.38	12.98	29.73	100	351	A	V
													V
													V
Remark	1. No other spurious found. 2. All results are PASS against Peak and Average limit line.												

Band 2 5250~5350MHz

WIFI 802.11n HT40 (Band Edge @ 3m)

WIFI Ant. 3+2	Note	Frequency (MHz)	Level (dBμV/m)	Over Limit (dB)	Limit Line (dBμV/m)	Read Level (dBμV)	Antenna Factor (dB/m)	Path Loss (dB)	Preamp Factor (dB)	Ant Pos (cm)	Table Pos (deg)	Peak Avg. (P/A)	Pol. (H/V)
802.11n HT40 CH 54 5270MHz		5088.06	55.89	-18.11	74	39.57	32.69	13.35	29.72	255	66	P	H
		5121.38	45.18	-8.82	54	28.98	32.65	13.27	29.72	255	66	A	H
	*	5270	107.39	-	-	91.61	32.48	13.03	29.73	255	66	P	H
	*	5270	99.72	-	-	83.94	32.48	13.03	29.73	255	66	A	H
		5409.6	54.7	-19.3	74	39.14	32.31	12.98	29.73	255	66	P	H
		5355.12	44.6	-9.4	54	28.98	32.37	12.98	29.73	255	66	A	H
		5009.18	55.41	-18.59	74	38.79	32.79	13.54	29.71	204	1	P	V
		5109.82	45.3	-8.7	54	29.05	32.67	13.3	29.72	204	1	A	V
	*	5270	104.6	-	-	88.82	32.48	13.03	29.73	204	1	P	V
	*	5270	96.8	-	-	81.02	32.48	13.03	29.73	204	1	A	V
		5358.48	54.68	-19.32	74	39.06	32.37	12.98	29.73	204	1	P	V
		5358.96	44.66	-9.34	54	29.04	32.37	12.98	29.73	204	1	A	V
802.11n HT40 CH 62 5310MHz		5042.5	54.85	-19.15	74	38.35	32.75	13.46	29.71	250	67	P	H
		5078.88	45.17	-8.83	54	28.8	32.71	13.37	29.71	250	67	A	H
	*	5310	106.86	-	-	91.15	32.43	13.01	29.73	250	67	P	H
	*	5310	99.29	-	-	83.58	32.43	13.01	29.73	250	67	A	H
		5351.04	57.62	-16.38	74	41.99	32.38	12.98	29.73	250	67	P	H
		5350.08	50.31	-3.69	54	34.68	32.38	12.98	29.73	250	67	A	H
		5021.08	54.41	-19.59	74	37.84	32.77	13.51	29.71	249	346	P	V
		5000.34	45.44	-8.56	54	28.79	32.8	13.56	29.71	249	346	A	V
	*	5310	105.25	-	-	89.54	32.43	13.01	29.73	249	346	P	V
	*	5310	97.55	-	-	81.84	32.43	13.01	29.73	249	346	A	V
		5350.08	57	-17	74	41.37	32.38	12.98	29.73	249	346	P	V
		5350.08	50.12	-3.88	54	34.49	32.38	12.98	29.73	249	346	A	V

Remark

1. No other spurious found.
2. All results are PASS against Peak and Average limit line.

Band 2 5250~5350MHz

WIFI 802.11ac VHT80 (Band Edge @ 3m)

WIFI Ant.	Note	Frequency	Level	Over Limit	Limit Line	Read Level	Antenna Factor	Path Loss	Preamp Factor	Ant Pos	Table Pos	Peak Avg.	Pol.
3+2		(MHz)	(dBμV/m)	(dB)	(dBμV/m)	(dBμV)	(dB/m)	(dB)	(dB)	(cm)	(deg)	(P/A)	(H/V)
802.11ac VHT80 CH 58 5290MHz		5080.24	54.94	-19.06	74	38.58	32.7	13.37	29.71	100	45	P	H
		5068.68	45.25	-8.75	54	28.84	32.72	13.4	29.71	100	45	A	H
	*	5290	101.82	-	-	86.08	32.45	13.02	29.73	100	45	P	H
	*	5290	94.03	-	-	78.29	32.45	13.02	29.73	100	45	A	H
		5351.28	58.66	-15.34	74	43.03	32.38	12.98	29.73	100	45	P	H
		5350.08	51.36	-2.64	54	35.73	32.38	12.98	29.73	100	45	A	H
		5023.12	54.41	-19.59	74	37.85	32.77	13.5	29.71	100	348	P	V
		5000	45.36	-8.64	54	28.71	32.8	13.56	29.71	100	348	A	V
	*	5290	100.78	-	-	85.04	32.45	13.02	29.73	100	348	P	V
	*	5290	92.99	-	-	77.25	32.45	13.02	29.73	100	348	A	V
		5350.32	57.24	-16.76	74	41.61	32.38	12.98	29.73	100	348	P	V
		5350.56	49.68	-4.32	54	34.05	32.38	12.98	29.73	100	348	A	V
Remark	1. No other spurious found. 2. All results are PASS against Peak and Average limit line.												

Band 3 - 5470~5725MHz

WIFI 802.11a (Band Edge @ 3m)

WIFI Ant. 3+2	Note	Frequency (MHz)	Level (dBμV/m)	Over Limit (dB)	Limit Line (dBμV/m)	Read Level (dBμV)	Antenna Factor (dB/m)	Path Loss (dB)	Preamp Factor (dB)	Ant Pos (cm)	Table Pos (deg)	Peak Avg. (P/A)	Pol. (H/V)
802.11a CH 100 5500MHz		5439.44	54.53	-19.47	74	38.91	32.27	13.09	29.74	109	10	P	H
		5468.08	54.89	-13.31	68.2	39.2	32.24	13.19	29.74	109	10	P	H
		5452.72	44.51	-9.49	54	28.85	32.26	13.14	29.74	109	10	A	H
	*	5500	110.57	-	-	94.8	32.2	13.31	29.74	109	10	P	H
	*	5500	102.79	-	-	87.02	32.2	13.31	29.74	109	10	A	H
													H
		5365.84	54.46	-19.54	74	38.86	32.36	12.97	29.73	122	356	P	V
		5464.08	53.39	-14.81	68.2	37.71	32.24	13.18	29.74	122	356	P	V
		5441.04	43.6	-10.4	54	27.97	32.27	13.1	29.74	122	356	A	V
	*	5500	106.86	-	-	91.09	32.2	13.31	29.74	122	356	P	V
	*	5500	99.54	-	-	83.77	32.2	13.31	29.74	122	356	A	V
													V
802.11a CH 116 5580MHz		5442.16	54.55	-19.45	74	38.92	32.27	13.1	29.74	114	42	P	H
		5465.92	53.5	-14.7	68.2	37.82	32.24	13.18	29.74	114	42	P	H
		5435.68	43.3	-10.7	54	27.68	32.28	13.08	29.74	114	42	A	H
	*	5580	110.39	-	-	94.2	32.38	13.59	29.78	114	42	P	H
	*	5580	103.16	-	-	86.97	32.38	13.59	29.78	114	42	A	H
		5739.17	54.73	-13.47	68.2	37.81	32.73	14.04	29.85	114	42	P	H
		5453.44	54.24	-19.76	74	38.58	32.26	13.14	29.74	109	351	P	V
		5468.56	53.21	-14.99	68.2	37.52	32.24	13.19	29.74	109	351	P	V
		5444.32	43.3	-10.7	54	27.66	32.27	13.11	29.74	109	351	A	V
	*	5580	108.92	-	-	92.73	32.38	13.59	29.78	109	351	P	V
	*	5580	101.77	-	-	85.58	32.38	13.59	29.78	109	351	A	V
		5733.5	54.74	-13.46	68.2	37.86	32.71	14.02	29.85	109	351	P	V

802.11a CH 140 5700MHz	*	5700	110.5	-	-	93.77	32.64	13.93	29.84	101	38	P	H
	*	5700	102.74	-	-	86.01	32.64	13.93	29.84	101	38	A	H
		5729.64	58.12	-10.08	68.2	41.25	32.71	14.01	29.85	101	38	P	H
													H
													H
													H
	*	5700	110.29	-	-	93.56	32.64	13.93	29.84	108	352	P	V
	*	5700	102.92	-	-	86.19	32.64	13.93	29.84	108	352	A	V
		5727.24	58.57	-9.63	68.2	41.72	32.7	14	29.85	108	352	P	V
													V
													V
													V
Remark	1. No other spurious found. 2. All results are PASS against Peak and Average limit line.												

Band 3 - 5470~5725MHz

WIFI 802.11a (Harmonic @ 3m)

WIFI Ant. 3+2	Note	Frequency (MHz)	Level (dBμV/m)	Over Limit (dB)	Limit Line (dBμV/m)	Read Level (dBμV)	Antenna Factor (dB/m)	Path Loss (dB)	Preamp Factor (dB)	Ant Pos (cm)	Table Pos (deg)	Peak Avg. (P/A)	Pol. (H/V)
802.11a CH 100 5500MHz		11000	47.43	-26.57	74	51.04	40.1	17.99	61.7	100	0	P	H
		16500	45.25	-22.95	68.2	42.57	40.1	22.28	59.7	100	0	P	H
													H
													H
		11000	48.1	-25.9	74	51.71	40.1	17.99	61.7	100	0	P	V
		16500	46.17	-22.03	68.2	43.49	40.1	22.28	59.7	100	0	P	V
													V
													V
802.11a CH 116 5580MHz		11160	46.35	-27.65	74	50.12	39.97	18.12	61.86	100	0	P	H
		16740	46.52	-21.68	68.2	42.61	40.96	22.6	59.65	100	0	P	H
													H
													H
		11160	45.3	-28.7	74	49.07	39.97	18.12	61.86	100	0	P	V
		16740	47.45	-20.75	68.2	43.54	40.96	22.6	59.65	100	0	P	V
													V
													V
802.11a CH 140 5700MHz		11400	47.33	-26.67	74	51.35	39.78	18.3	62.1	100	0	P	H
		17100	47.54	-20.66	68.2	41.41	42.42	23.09	59.38	100	0	P	H
													H
													H
		11400	45.82	-28.18	74	49.84	39.78	18.3	62.1	100	0	P	V
		17100	47.47	-20.73	68.2	41.34	42.42	23.09	59.38	100	0	P	V
													V
													V

Remark

1. No other spurious found.
2. All results are PASS against Peak and Average limit line.

Band 3 - 5470~5725MHz

WIFI 802.11n HT20 (Band Edge @ 3m)

WIFI Ant. 3+2	Note	Frequency (MHz)	Level (dBμV/m)	Over Limit (dB)	Limit Line (dBμV/m)	Read Level (dBμV)	Antenna Factor (dB/m)	Path Loss (dB)	Preamp Factor (dB)	Ant Pos (cm)	Table Pos (deg)	Peak Avg. (P/A)	Pol. (H/V)
802.11n HT20 CH 100 5500MHz		5459.12	56.19	-17.81	74	40.52	32.25	13.16	29.74	180	63	P	H
		5464.56	56.07	-12.13	68.2	40.39	32.24	13.18	29.74	180	63	P	H
		5454.96	45.04	-8.96	54	29.38	32.25	13.15	29.74	180	63	A	H
	*	5500	110.69	-	-	94.92	32.2	13.31	29.74	180	63	P	H
	*	5500	103.13	-	-	87.36	32.2	13.31	29.74	180	63	A	H
													H
		5438.16	55.77	-18.23	74	40.15	32.27	13.09	29.74	100	349	P	V
		5469.2	55.35	-12.85	68.2	39.65	32.24	13.2	29.74	100	349	P	V
		5452.72	44.13	-9.87	54	28.47	32.26	13.14	29.74	100	349	A	V
	*	5500	107.18	-	-	91.41	32.2	13.31	29.74	100	349	P	V
	*	5500	99.11	-	-	83.34	32.2	13.31	29.74	100	349	A	V
													V
802.11n HT20 CH 116 5580MHz		5359.36	56.83	-17.17	74	41.21	32.37	12.98	29.73	108	63	P	H
		5460.88	53.89	-14.31	68.2	38.21	32.25	13.17	29.74	108	63	P	H
		5458.24	43.32	-10.68	54	27.65	32.25	13.16	29.74	108	63	A	H
	*	5580	111.05	-	-	94.86	32.38	13.59	29.78	108	63	P	H
	*	5580	103.23	-	-	87.04	32.38	13.59	29.78	108	63	A	H
		5746.1	55.3	-12.9	68.2	38.37	32.74	14.05	29.86	108	63	P	H
		5365.6	55.03	-18.97	74	39.43	32.36	12.97	29.73	145	5	P	V
		5460.4	54.75	-13.45	68.2	39.08	32.25	13.16	29.74	145	5	P	V
		5384.08	43.2	-10.8	54	27.63	32.34	12.96	29.73	145	5	A	V
	*	5580	110.71	-	-	94.52	32.38	13.59	29.78	145	5	P	V
	*	5580	102.82	-	-	86.63	32.38	13.59	29.78	145	5	A	V
		5764.055	55.5	-12.7	68.2	38.49	32.78	14.1	29.87	145	5	P	V

	*	5700	110.61	-	-	93.88	32.64	13.93	29.84	137	46	P	H
	*	5700	102.96	-	-	86.23	32.64	13.93	29.84	137	46	A	H
		5733.88	57.17	-11.03	68.2	40.29	32.71	14.02	29.85	137	46	P	H
													H
802.11n													H
HT20													H
CH 140	*	5700	110.69	-	-	93.96	32.64	13.93	29.84	130	9	P	V
5700MHz	*	5700	103.1	-	-	86.37	32.64	13.93	29.84	130	9	A	V
		5726.2	57.55	-10.65	68.2	40.7	32.7	14	29.85	130	9	P	V
													V
													V
													V

Remark

1. No other spurious found.
2. All results are PASS against Peak and Average limit line.

Band 3 - 5470~5725MHz

WIFI 802.11n HT40 (Band Edge @ 3m)

WIFI Ant.	Note	Frequency	Level	Over Limit	Limit Line	Read Level	Antenna Factor	Path Loss	Preamp Factor	Ant Pos	Table Pos	Peak Avg.	Pol.
3+2		(MHz)	(dBμV/m)	(dB)	(dBμV/m)	(dBμV)	(dB/m)	(dB)	(dB)	(cm)	(deg)	(P/A)	(H/V)
802.11n HT40 CH 102 5510MHz		5459.92	55.45	-18.55	74	39.78	32.25	13.16	29.74	245	67	P	H
		5470	58.56	-9.64	68.2	42.86	32.24	13.2	29.74	245	67	P	H
		5458.96	45.47	-8.53	54	29.8	32.25	13.16	29.74	245	67	A	H
	*	5510	107.31	-	-	91.49	32.22	13.34	29.74	245	67	P	H
	*	5510	99.47	-	-	83.65	32.22	13.34	29.74	245	67	A	H
		5736.335	56.71	-11.49	68.2	39.81	32.72	14.03	29.85	245	67	P	H
		5417.68	55.31	-18.69	74	39.74	32.3	13.01	29.74	201	360	P	V
		5463.76	54.79	-13.41	68.2	39.11	32.24	13.18	29.74	201	360	P	V
		5458.96	45.46	-8.54	54	29.79	32.25	13.16	29.74	201	360	A	V
	*	5510	103.94	-	-	88.12	32.22	13.34	29.74	201	360	P	V
	*	5510	96.46	-	-	80.64	32.22	13.34	29.74	201	360	A	V
		5763.74	55.4	-12.8	68.2	38.39	32.78	14.1	29.87	201	360	P	V
802.11n HT40 CH 110 5550MHz		5354.8	54.7	-19.3	74	39.08	32.37	12.98	29.73	242	67	P	H
		5461.36	54.13	-14.07	68.2	38.45	32.25	13.17	29.74	242	67	P	H
		5455.36	44.5	-9.5	54	28.84	32.25	13.15	29.74	242	67	A	H
	*	5550	108.33	-	-	92.3	32.31	13.48	29.76	242	67	P	H
	*	5550	100.42	-	-	84.39	32.31	13.48	29.76	242	67	A	H
		5762.795	56.03	-12.17	68.2	39.02	32.78	14.1	29.87	242	67	P	H
		5439.04	54.56	-19.44	74	38.94	32.27	13.09	29.74	108	360	P	V
		5462.56	53.94	-14.26	68.2	38.27	32.24	13.17	29.74	108	360	P	V
		5454.16	44.43	-9.57	54	28.77	32.26	13.14	29.74	108	360	A	V
	*	5550	107.41	-	-	91.38	32.31	13.48	29.76	108	360	P	V
	*	5550	99.58	-	-	83.55	32.31	13.48	29.76	108	360	A	V
		5744.21	56.14	-12.06	68.2	39.21	32.74	14.05	29.86	108	360	P	V

802.11n HT40 CH 134 5670MHz		5447.65	54.5	-19.5	74	38.86	32.26	13.12	29.74	235	68	P	H
		5460.25	52.43	-15.77	68.2	36.76	32.25	13.16	29.74	235	68	P	H
		5447.65	46.48	-7.52	54	30.84	32.26	13.12	29.74	235	68	A	H
	*	5670	107.28	-	-	90.68	32.57	13.85	29.82	235	68	P	H
	*	5670	99.55	-	-	82.95	32.57	13.85	29.82	235	68	A	H
		5727.55	55.99	-12.21	68.2	39.14	32.7	14	29.85	235	68	P	H
		5426.3	54.11	-19.89	74	38.52	32.29	13.04	29.74	101	358	P	V
		5467.95	53.85	-14.35	68.2	38.16	32.24	13.19	29.74	101	358	P	V
		5448	45	-9	54	29.36	32.26	13.12	29.74	101	358	A	V
	*	5670	108.09	-	-	91.49	32.57	13.85	29.82	101	358	P	V
	*	5670	100.25	-	-	83.65	32.57	13.85	29.82	101	358	A	V
		5727.2	56.43	-11.77	68.2	39.58	32.7	14	29.85	101	358	P	V
Remark	1. No other spurious found. 2. All results are PASS against Peak and Average limit line.												

Band 3 - 5470~5725MHz

WIFI 802.11ac VHT80 (Band Edge @ 3m)

WIFI Ant.	Note	Frequency	Level	Over Limit	Limit Line	Read Level	Antenna Factor	Path Loss	Preamp Factor	Ant Pos	Table Pos	Peak Avg.	Pol.
3+2		(MHz)	(dBμV/m)	(dB)	(dBμV/m)	(dBμV)	(dB/m)	(dB)	(dB)	(cm)	(deg)	(P/A)	(H/V)
802.11ac VHT80 CH 106 5530MHz		5455.6	58.77	-15.23	74	43.11	32.25	13.15	29.74	144	48	P	H
		5465.44	60.44	-7.76	68.2	44.76	32.24	13.18	29.74	144	48	P	H
		5449.84	49	-5	54	33.35	32.26	13.13	29.74	144	48	A	H
	*	5530	106.03	-	-	90.1	32.27	13.41	29.75	144	48	P	H
	*	5530	97.9	-	-	81.97	32.27	13.41	29.75	144	48	A	H
		5737.28	55.02	-13.18	68.2	38.12	32.72	14.03	29.85	144	48	P	H
		5447.2	56.46	-17.54	74	40.82	32.26	13.12	29.74	131	6	P	V
		5465.44	60.46	-7.74	68.2	44.78	32.24	13.18	29.74	131	6	P	V
		5459.68	47.56	-6.44	54	31.89	32.25	13.16	29.74	131	6	A	V
	*	5530	103.46	-	-	87.53	32.27	13.41	29.75	131	6	P	V
	*	5530	95.8	-	-	79.87	32.27	13.41	29.75	131	6	A	V
		5764.37	55.38	-12.82	68.2	38.37	32.78	14.1	29.87	131	6	P	V
Remark	1. No other spurious found. 2. All results are PASS against Peak and Average limit line.												

Emission below 1GHz

WIFI 802.11ac VHT80 (LF @ 3m)

WIFI Ant. 3+2	Note	Frequency (MHz)	Level (dBμV/m)	Over Limit (dB)	Limit Line (dBμV/m)	Read Level (dBμV)	Antenna Factor (dB/m)	Path Loss (dB)	Preamp Factor (dB)	Ant Pos (cm)	Table Pos (deg)	Peak Avg. (P/A)	Pol. (H/V)
802.11ac VHT80 LF		103.72	33.05	-10.45	43.5	47.89	16.45	1.08	32.37	100	0	P	H
		161.92	25.88	-17.62	43.5	40.32	16.36	1.56	32.36	-	-	P	H
		269.59	25.34	-20.66	46	36.05	19.34	2.36	32.41	-	-	P	H
		563.5	27.09	-18.91	46	29.92	26.15	3.66	32.64	-	-	P	H
		781.75	30.31	-15.69	46	30.09	28.2	4.41	32.39	-	-	P	H
		955.38	33.79	-12.21	46	29.49	30.89	4.71	31.3	-	-	P	H
													H
													H
													H
													H
													H
													H
		99.84	29.17	-14.33	43.5	44.66	15.82	1.06	32.37	-	-	P	V
		173.56	25.71	-17.79	43.5	41.11	15.36	1.6	32.36	-	-	P	V
		358.83	21.59	-24.41	46	30.48	20.69	2.89	32.47	-	-	P	V
		602.3	27.66	-18.34	46	30.9	25.61	3.83	32.68	-	-	P	V
		772.05	30.59	-15.41	46	30.35	28.21	4.44	32.41	-	-	P	V
		956.35	33.41	-12.59	46	29.06	30.91	4.73	31.29	100	0	P	V
													V
													V
													V
													V
													V
													V
Remark	1. No other spurious found. 2. All results are PASS against limit line.												

<Gaming Mode>

Band 1 - 5150~5250MHz

WIFI 802.11a (Band Edge @ 3m)

WIFI Ant.	Note	Frequency	Level	Over Limit	Limit Line	Read Level	Antenna Factor	Path Loss	Preamp Factor	Ant Pos	Table Pos	Peak Avg.	Pol.
1		(MHz)	(dBμV/m)	(dB)	(dBμV/m)	(dBμV)	(dB/m)	(dB)	(dB)	(cm)	(deg)	(P/A)	(H/V)
802.11a CH 36 5180MHz		5049.92	55.32	-18.68	74	38.85	32.74	13.44	29.71	100	328	P	H
		5149.5	44.28	-9.72	54	28.18	32.62	13.2	29.72	100	328	A	H
	*	5180	102.24	-	-	86.25	32.58	13.13	29.72	100	328	P	H
	*	5180	94.68	-	-	78.69	32.58	13.13	29.72	100	328	A	H
													H
													H
		5141.7	55.14	-18.86	74	39.01	32.63	13.22	29.72	101	0	P	V
		5149.76	46.07	-7.93	54	29.97	32.62	13.2	29.72	101	0	A	V
	*	5180	109.02	-	-	93.03	32.58	13.13	29.72	101	0	P	V
	*	5180	101.49	-	-	85.5	32.58	13.13	29.72	101	0	A	V
													V
													V
802.11a CH 44 5220MHz		5038.74	54.93	-19.07	74	38.42	32.75	13.47	29.71	100	324	P	H
		5125.84	44.34	-9.66	54	28.15	32.65	13.26	29.72	100	324	A	H
	*	5220	102.65	-	-	86.76	32.54	13.07	29.72	100	324	P	H
	*	5220	94.8	-	-	78.91	32.54	13.07	29.72	100	324	A	H
		5374.04	54.11	-19.89	74	38.52	32.35	12.97	29.73	100	324	P	H
		5353.32	43.26	-10.74	54	27.63	32.38	12.98	29.73	100	324	A	H
		5083.46	55.08	-18.92	74	38.74	32.7	13.36	29.72	109	0	P	V
		5148.98	44.79	-9.21	54	28.69	32.62	13.2	29.72	109	0	A	V
	*	5220	109.1	-	-	93.21	32.54	13.07	29.72	109	0	P	V
	*	5220	101.48	-	-	85.59	32.54	13.07	29.72	109	0	A	V
		5377.12	53.4	-20.6	74	37.82	32.35	12.96	29.73	109	0	P	V
		5404.84	43.51	-10.49	54	27.96	32.31	12.97	29.73	109	0	A	V

802.11a CH 48 5240MHz		5027.56	54.45	-19.55	74	37.9	32.77	13.49	29.71	101	323	P	H
		5068.64	44.16	-9.84	54	27.75	32.72	13.4	29.71	101	323	A	H
	*	5240	102.33	-	-	86.49	32.51	13.05	29.72	101	323	P	H
	*	5240	94.73	-	-	78.89	32.51	13.05	29.72	101	323	A	H
		5450.2	54.01	-19.99	74	38.36	32.26	13.13	29.74	101	323	P	H
		5393.92	43.31	-10.69	54	27.76	32.33	12.95	29.73	101	323	A	H
		5075.66	54.91	-19.09	74	38.53	32.71	13.38	29.71	120	2	P	V
		5083.98	44.36	-9.64	54	28.02	32.7	13.36	29.72	120	2	A	V
	*	5240	109.59	-	-	93.75	32.51	13.05	29.72	120	2	P	V
	*	5240	102	-	-	86.16	32.51	13.05	29.72	120	2	A	V
		5434.24	55.24	-18.76	74	39.63	32.28	13.07	29.74	120	2	P	V
		5356.4	43.82	-10.18	54	28.2	32.37	12.98	29.73	120	2	A	V
Remark	1. No other spurious found. 2. All results are PASS against Peak and Average limit line.												

Band 1 5150~5250MHz

WIFI 802.11a (Harmonic @ 3m)

WIFI	Note	Frequency	Level	Over	Limit	Read	Antenna	Path	Preamp	Ant	Table	Peak	Pol.
Ant.				Limit	Line	Level	Factor	Loss	Factor	Pos	Pos	Avg.	
1		(MHz)	(dBμV/m)	(dB)	(dBμV/m)	(dBμV)	(dB/m)	(dB)	(dB)	(cm)	(deg)	(P/A)	(H/V)
802.11a CH 36 5180MHz		10360	48.21	-19.99	68.2	54.65	39.9	17.48	63.82	100	0	P	H
		15540	44.82	-29.18	74	47.65	37.9	21.51	62.24	100	0	P	H
													H
													H
		10360	48.13	-20.07	68.2	54.57	39.9	17.48	63.82	100	0	P	V
		15540	44.47	-29.53	74	47.3	37.9	21.51	62.24	100	0	P	V
													V
													V
802.11a CH 44 5220MHz		10440	47.5	-20.7	68.2	53.64	40.02	17.55	63.71	100	0	P	H
		15660	43.34	-30.66	74	46.23	37.9	21.53	62.32	100	0	P	H
													H
													H
		10440	47.66	-20.54	68.2	53.8	40.02	17.55	63.71	100	0	P	V
		15660	45.04	-28.96	74	47.93	37.9	21.53	62.32	100	0	P	V
													V
													V
802.11a CH 48 5240MHz		10480	48.49	-19.71	68.2	54.5	40.07	17.58	63.66	100	0	P	H
		15720	44.44	-29.56	74	47.36	37.9	21.54	62.36	100	0	P	H
													H
													H
		10480	48.16	-20.04	68.2	54.17	40.07	17.58	63.66	100	0	P	V
		15720	44.43	-29.57	74	47.35	37.9	21.54	62.36	100	0	P	V
													V
													V
Remark	1. No other spurious found. 2. All results are PASS against Peak and Average limit line.												

Band 1 5150~5250MHz

WIFI 802.11n HT20 (Band Edge @ 3m)

WIFI Ant. 1	Note	Frequency (MHz)	Level (dBμV/m)	Over Limit (dB)	Limit Line (dBμV/m)	Read Level (dBμV)	Antenna Factor (dB/m)	Path Loss (dB)	Preamp Factor (dB)	Ant Pos (cm)	Table Pos (deg)	Peak Avg. (P/A)	Pol. (H/V)
802.11n HT20 CH 36 5180MHz		5048.36	56.25	-17.75	74	39.78	32.74	13.44	29.71	101	327	P	H
		5026.78	44.41	-9.59	54	27.85	32.77	13.5	29.71	101	327	A	H
	*	5180	101.76	-	-	85.77	32.58	13.13	29.72	101	327	P	H
	*	5180	94	-	-	78.01	32.58	13.13	29.72	101	327	A	H
													H
													H
		5086.84	57.02	-16.98	74	40.69	32.7	13.35	29.72	101	360	P	V
		5146.64	46.24	-7.76	54	30.13	32.62	13.21	29.72	101	360	A	V
	*	5180	108.93	-	-	92.94	32.58	13.13	29.72	101	360	P	V
	*	5180	101.05	-	-	85.06	32.58	13.13	29.72	101	360	A	V
													V
													V
802.11n HT20 CH 44 5220MHz		5023.92	55.8	-18.2	74	39.24	32.77	13.5	29.71	103	324	P	H
		5094.9	44.47	-9.53	54	28.17	32.69	13.33	29.72	103	324	A	H
	*	5220	101.61	-	-	85.72	32.54	13.07	29.72	103	324	P	H
	*	5220	93.77	-	-	77.88	32.54	13.07	29.72	103	324	A	H
		5396.72	53.59	-20.41	74	38.05	32.32	12.95	29.73	103	324	P	H
		5435.64	43.3	-10.7	54	27.68	32.28	13.08	29.74	103	324	A	H
		5135.72	55.7	-18.3	74	39.55	32.64	13.23	29.72	110	360	P	V
		5150	44.82	-9.18	54	28.72	32.62	13.2	29.72	110	360	A	V
	*	5220	108.72	-	-	92.83	32.54	13.07	29.72	110	360	P	V
	*	5220	100.92	-	-	85.03	32.54	13.07	29.72	110	360	A	V
		5388.32	54.75	-19.25	74	39.19	32.33	12.96	29.73	110	360	P	V
		5352.76	43.52	-10.48	54	27.89	32.38	12.98	29.73	110	360	A	V

802.11n HT20 CH 48 5240MHz		5052.78	55.46	-18.54	74	39	32.74	13.43	29.71	103	323	P	H
		5133.64	44.41	-9.59	54	28.25	32.64	13.24	29.72	103	323	A	H
	*	5240	102.28	-	-	86.44	32.51	13.05	29.72	103	323	P	H
	*	5240	94.34	-	-	78.5	32.51	13.05	29.72	103	323	A	H
		5355	54.07	-19.93	74	38.45	32.37	12.98	29.73	103	323	P	H
		5431.72	43.28	-10.72	54	27.68	32.28	13.06	29.74	103	323	A	H
		5053.82	55.89	-18.11	74	39.43	32.74	13.43	29.71	121	354	P	V
		5034.84	44.41	-9.59	54	27.88	32.76	13.48	29.71	121	354	A	V
	*	5240	109.91	-	-	94.07	32.51	13.05	29.72	121	354	P	V
	*	5240	101.72	-	-	85.88	32.51	13.05	29.72	121	354	A	V
		5351.36	54.28	-19.72	74	38.65	32.38	12.98	29.73	121	354	P	V
		5353.6	43.67	-10.33	54	28.04	32.38	12.98	29.73	121	354	A	V
Remark	1. No other spurious found. 2. All results are PASS against Peak and Average limit line.												

Band 1 5150~5250MHz

WIFI 802.11n HT40 (Band Edge @ 3m)

WIFI Ant. 1	Note	Frequency (MHz)	Level (dBμV/m)	Over Limit (dB)	Limit Line (dBμV/m)	Read Level (dBμV)	Antenna Factor (dB/m)	Path Loss (dB)	Preamp Factor (dB)	Ant Pos (cm)	Table Pos (deg)	Peak Avg. (P/A)	Pol. (H/V)
802.11n HT40 CH 38 5190MHz		5010.66	55.36	-18.64	74	38.75	32.79	13.53	29.71	102	324	P	H
		5149.76	46.45	-7.55	54	30.35	32.62	13.2	29.72	102	324	A	H
	*	5190	98.82	-	-	82.87	32.57	13.1	29.72	102	324	P	H
	*	5190	90.97	-	-	75.02	32.57	13.1	29.72	102	324	A	H
		5427.8	54.03	-19.97	74	38.43	32.29	13.05	29.74	102	324	P	H
		5427.52	44.69	-9.31	54	29.09	32.29	13.05	29.74	102	324	A	H
		5147.68	60.57	-13.43	74	44.46	32.62	13.21	29.72	100	360	P	V
		5147.94	51.43	-2.57	54	35.33	32.62	13.2	29.72	100	360	A	V
	*	5190	106.62	-	-	90.67	32.57	13.1	29.72	100	360	P	V
	*	5190	98.77	-	-	82.82	32.57	13.1	29.72	100	360	A	V
		5413.24	55.07	-18.93	74	39.5	32.3	13	29.73	100	360	P	V
		5412.4	46.12	-7.88	54	30.55	32.31	12.99	29.73	100	360	A	V
802.11n HT40 CH 46 5230MHz		5139.1	55.74	-18.26	74	39.6	32.63	13.23	29.72	101	324	P	H
		5131.04	45.59	-8.41	54	29.42	32.64	13.25	29.72	101	324	A	H
	*	5230	99.32	-	-	83.46	32.52	13.06	29.72	101	324	P	H
	*	5230	91.81	-	-	75.95	32.52	13.06	29.72	101	324	A	H
		5396.44	53.87	-20.13	74	38.33	32.32	12.95	29.73	101	324	P	H
		5452.16	44.66	-9.34	54	29	32.26	13.14	29.74	101	324	A	H
		5147.94	57.72	-16.28	74	41.62	32.62	13.2	29.72	108	355	P	V
		5147.42	46.49	-7.51	54	30.38	32.62	13.21	29.72	108	355	A	V
	*	5230	106.78	-	-	90.92	32.52	13.06	29.72	108	355	P	V
	*	5230	98.83	-	-	82.97	32.52	13.06	29.72	108	355	A	V
		5453	55.34	-18.66	74	39.68	32.26	13.14	29.74	108	355	P	V
		5452.44	47.32	-6.68	54	31.66	32.26	13.14	29.74	108	355	A	V

Remark

1. No other spurious found.
2. All results are PASS against Peak and Average limit line.

Band 1 5150~5250MHz

WIFI 802.11ac VHT80 (Band Edge @ 3m)

WIFI Ant. 1	Note	Frequency (MHz)	Level (dBμV/m)	Over Limit (dB)	Limit Line (dBμV/m)	Read Level (dBμV)	Antenna Factor (dB/m)	Path Loss (dB)	Preamp Factor (dB)	Ant Pos (cm)	Table Pos (deg)	Peak Avg. (P/A)	Pol. (H/V)
802.11ac VHT80 CH 42 5210MHz		5137.54	56.44	-17.56	74	40.3	32.63	13.23	29.72	104	325	P	H
		5148.2	46.78	-7.22	54	30.68	32.62	13.2	29.72	104	325	A	H
	*	5210	94.65	-	-	78.75	32.55	13.07	29.72	104	325	P	H
	*	5210	87.2	-	-	71.3	32.55	13.07	29.72	104	325	A	H
		5429.2	54.6	-19.4	74	39.01	32.28	13.05	29.74	104	325	P	H
		5352.48	44.63	-9.37	54	29	32.38	12.98	29.73	104	325	A	H
		5143.78	61.53	-12.47	74	45.41	32.63	13.21	29.72	101	360	P	V
		5146.38	51.67	-2.33	54	35.56	32.62	13.21	29.72	101	360	A	V
	*	5210	102.21	-	-	86.31	32.55	13.07	29.72	101	360	P	V
	*	5210	94.59	-	-	78.69	32.55	13.07	29.72	101	360	A	V
		5449.92	55.57	-18.43	74	39.92	32.26	13.13	29.74	101	360	P	V
		5364.52	44.87	-9.13	54	29.27	32.36	12.97	29.73	101	360	A	V
Remark	1. No other spurious found. 2. All results are PASS against Peak and Average limit line.												

Band 2 - 5250~5350MHz

WIFI 802.11a (Band Edge @ 3m)

WIFI Ant.	Note	Frequency	Level	Over Limit	Limit Line	Read Level	Antenna Factor	Path Loss	Preamp Factor	Ant Pos	Table Pos	Peak Avg.	Pol.
1		(MHz)	(dBμV/m)	(dB)	(dBμV/m)	(dBμV)	(dB/m)	(dB)	(dB)	(cm)	(deg)	(P/A)	(H/V)
802.11a CH 52 5260MHz		5103.7	54.44	-19.56	74	38.17	32.68	13.31	29.72	100	324	P	H
		5098.6	44.22	-9.78	54	27.94	32.68	13.32	29.72	100	324	A	H
	*	5260	102.17	-	-	86.37	32.49	13.04	29.73	100	324	P	H
	*	5260	94.6	-	-	78.8	32.49	13.04	29.73	100	324	A	H
		5351.28	53.04	-20.96	74	37.41	32.38	12.98	29.73	100	324	P	H
		5425.68	43.2	-10.8	54	27.61	32.29	13.04	29.74	100	324	A	H
		5058.14	55.28	-18.72	74	38.84	32.73	13.42	29.71	108	3	P	V
		5072.76	44.56	-9.44	54	28.17	32.71	13.39	29.71	108	3	A	V
	*	5260	109.97	-	-	94.17	32.49	13.04	29.73	108	3	P	V
	*	5260	102.07	-	-	86.27	32.49	13.04	29.73	108	3	A	V
		5445.6	54.17	-19.83	74	38.53	32.27	13.11	29.74	108	3	P	V
		5350.08	43.68	-10.32	54	28.05	32.38	12.98	29.73	108	3	A	V
802.11a CH 60 5300MHz		5085.68	55.46	-18.54	74	39.13	32.7	13.35	29.72	100	323	P	H
		5121.04	44.12	-9.88	54	27.92	32.65	13.27	29.72	100	323	A	H
	*	5300	102.03	-	-	86.31	32.44	13.01	29.73	100	323	P	H
	*	5300	94.43	-	-	78.71	32.44	13.01	29.73	100	323	A	H
		5434.8	53.63	-20.37	74	38.02	32.28	13.07	29.74	100	323	P	H
		5458.8	43.32	-10.68	54	27.65	32.25	13.16	29.74	100	323	A	H
		5110.16	54.06	-19.94	74	37.81	32.67	13.3	29.72	115	354	P	V
		5101.66	44.31	-9.69	54	28.03	32.68	13.32	29.72	115	354	A	V
	*	5300	111.07	-	-	95.35	32.44	13.01	29.73	115	354	P	V
	*	5300	103.5	-	-	87.78	32.44	13.01	29.73	115	354	A	V
		5355.36	53.94	-20.06	74	38.32	32.37	12.98	29.73	115	354	P	V
		5350.08	45.31	-8.69	54	29.68	32.38	12.98	29.73	115	354	A	V

802.11a CH 64 5320MHz	*	5320	102.62	-	-	86.93	32.42	13	29.73	100	324	P	H
	*	5320	95.13	-	-	79.44	32.42	13	29.73	100	324	A	H
		5355.2	53.87	-20.13	74	38.25	32.37	12.98	29.73	100	324	P	H
		5351.52	43.88	-10.12	54	28.25	32.38	12.98	29.73	100	324	A	H
													H
													H
	*	5320	112.18	-	-	96.49	32.42	13	29.73	115	354	P	V
	*	5320	104.33	-	-	88.64	32.42	13	29.73	115	354	A	V
		5350.4	56.84	-17.16	74	41.21	32.38	12.98	29.73	115	354	P	V
		5350.08	48.22	-5.78	54	32.59	32.38	12.98	29.73	115	354	A	V
													V
													V
Remark	1. No other spurious found. 2. All results are PASS against Peak and Average limit line.												

Band 2 5250~5350MHz

WIFI 802.11a (Harmonic @ 3m)

WIFI	Note	Frequency	Level	Over	Limit	Read	Antenna	Path	Preamp	Ant	Table	Peak	Pol.
Ant.				Limit	Line	Level	Factor	Loss	Factor	Pos	Pos	Avg.	
1		(MHz)	(dBμV/m)	(dB)	(dBμV/m)	(dBμV)	(dB/m)	(dB)	(dB)	(cm)	(deg)	(P/A)	(H/V)
802.11a CH 52 5260MHz		10520	47.1	-21.1	68.2	53.03	40.1	17.61	63.64	100	0	P	H
		15780	45.78	-28.22	74	48.72	37.9	21.56	62.4	100	0	P	H
													H
													H
		10520	47.68	-20.52	68.2	53.61	40.1	17.61	63.64	100	0	P	V
		15780	44.14	-29.86	74	47.08	37.9	21.56	62.4	100	0	P	V
													V
													V
802.11a CH 60 5300MHz		10600	47.44	-26.56	74	53.35	40.1	17.68	63.69	100	0	P	H
		15900	44.93	-29.07	74	47.93	37.9	21.58	62.48	100	0	P	H
													H
													H
		10600	46.55	-27.45	74	52.46	40.1	17.68	63.69	100	0	P	V
		15900	45.03	-28.97	74	48.03	37.9	21.58	62.48	100	0	P	V
													V
													V
802.11a CH 64 5320MHz		10640	47.58	-26.42	74	53.5	40.1	17.7	63.72	100	0	P	H
		15960	44.99	-29.01	74	48.02	37.9	21.59	62.52	100	0	P	H
													H
													H
		10640	47.46	-26.54	74	53.38	40.1	17.7	63.72	100	0	P	V
		15960	45.23	-28.77	74	48.26	37.9	21.59	62.52	100	0	P	V
													V
													V
Remark	1. No other spurious found. 2. All results are PASS against Peak and Average limit line.												

Band 2 5250~5350MHz

WIFI 802.11n HT20 (Band Edge @ 3m)

WIFI Ant.	Note	Frequency	Level	Over Limit	Limit Line	Read Level	Antenna Factor	Path Loss	Preamp Factor	Ant Pos	Table Pos	Peak Avg.	Pol.
1		(MHz)	(dBμV/m)	(dB)	(dBμV/m)	(dBμV)	(dB/m)	(dB)	(dB)	(cm)	(deg)	(P/A)	(H/V)
802.11n HT20 CH 52 5260MHz		5028.56	55.69	-18.31	74	39.14	32.77	13.49	29.71	103	323	P	H
		5088.4	45.02	-8.98	54	28.7	32.69	13.35	29.72	103	323	A	H
	*	5260	102.56	-	-	86.76	32.49	13.04	29.73	103	323	P	H
	*	5260	94.55	-	-	78.75	32.49	13.04	29.73	103	323	A	H
		5364.48	54.57	-19.43	74	38.97	32.36	12.97	29.73	103	323	P	H
		5428.08	43.89	-10.11	54	28.29	32.29	13.05	29.74	103	323	A	H
		5149.6	56.11	-17.89	74	40.01	32.62	13.2	29.72	116	355	P	V
		5075.14	45.07	-8.93	54	28.69	32.71	13.38	29.71	116	355	A	V
	*	5260	110.35	-	-	94.55	32.49	13.04	29.73	116	355	P	V
	*	5260	102.93	-	-	87.13	32.49	13.04	29.73	116	355	A	V
		5366.88	54.93	-19.07	74	39.33	32.36	12.97	29.73	116	355	P	V
		5355.84	44.34	-9.66	54	28.72	32.37	12.98	29.73	116	355	A	V
802.11n HT20 CH 60 5300MHz		5077.52	55.79	-18.21	74	39.42	32.71	13.37	29.71	101	324	P	H
		5083.3	45.1	-8.9	54	28.75	32.7	13.36	29.71	101	324	A	H
	*	5300	102.29	-	-	86.57	32.44	13.01	29.73	101	324	P	H
	*	5300	94.6	-	-	78.88	32.44	13.01	29.73	101	324	A	H
		5381.76	54.61	-19.39	74	39.04	32.34	12.96	29.73	101	324	P	H
		5350.56	44	-10	54	28.37	32.38	12.98	29.73	101	324	A	H
		5093.5	55.37	-18.63	74	39.06	32.69	13.34	29.72	119	354	P	V
		5007.14	45.02	-8.98	54	28.4	32.79	13.54	29.71	119	354	A	V
	*	5300	112.06	-	-	96.34	32.44	13.01	29.73	119	354	P	V
	*	5300	104.06	-	-	88.34	32.44	13.01	29.73	119	354	A	V
		5359.92	57.33	-16.67	74	41.71	32.37	12.98	29.73	119	354	P	V
		5350.8	46.83	-7.17	54	31.2	32.38	12.98	29.73	119	354	A	V

	*	5320	101.74	-	-	86.05	32.42	13	29.73	109	324	P	H
	*	5320	94.38	-	-	78.69	32.42	13	29.73	109	324	A	H
		5360.16	54.55	-19.45	74	38.93	32.37	12.98	29.73	109	324	P	H
		5352.32	44.49	-9.51	54	28.86	32.38	12.98	29.73	109	324	A	H
802.11n													H
HT20													H
CH 64	*	5320	111.99	-	-	96.3	32.42	13	29.73	114	353	P	V
5320MHz	*	5320	104.33	-	-	88.64	32.42	13	29.73	114	353	A	V
		5350.72	58.01	-15.99	74	42.38	32.38	12.98	29.73	114	353	P	V
		5350.24	49.42	-4.58	54	33.79	32.38	12.98	29.73	114	353	A	V
													V
													V

Remark

1. No other spurious found.
2. All results are PASS against Peak and Average limit line.

Band 2 5250~5350MHz

WIFI 802.11n HT40 (Band Edge @ 3m)

WIFI Ant.	Note	Frequency	Level	Over Limit	Limit Line	Read Level	Antenna Factor	Path Loss	Preamp Factor	Ant Pos	Table Pos	Peak Avg.	Pol.
1		(MHz)	(dBμV/m)	(dB)	(dBμV/m)	(dBμV)	(dB/m)	(dB)	(dB)	(cm)	(deg)	(P/A)	(H/V)
802.11n HT40 CH 54 5270MHz		5061.2	55.77	-18.23	74	39.34	32.73	13.41	29.71	100	324	P	H
		5119.68	46.25	-7.75	54	30.04	32.66	13.27	29.72	100	324	A	H
	*	5270	99.91	-	-	84.13	32.48	13.03	29.73	100	324	P	H
	*	5270	92.38	-	-	76.6	32.48	13.03	29.73	100	324	A	H
		5351.76	54.07	-19.93	74	38.44	32.38	12.98	29.73	100	324	P	H
		5417.52	45.35	-8.65	54	29.78	32.3	13.01	29.74	100	324	A	H
		5042.16	56.01	-17.99	74	39.51	32.75	13.46	29.71	132	355	P	V
		5045.22	46.61	-7.39	54	30.12	32.75	13.45	29.71	132	355	A	V
	*	5270	108.06	-	-	92.28	32.48	13.03	29.73	132	355	P	V
	*	5270	100.2	-	-	84.42	32.48	13.03	29.73	132	355	A	V
		5351.76	56.37	-17.63	74	40.74	32.38	12.98	29.73	132	355	P	V
		5350.56	47.24	-6.76	54	31.61	32.38	12.98	29.73	132	355	A	V
802.11n HT40 CH 62 5310MHz		5038.08	55.96	-18.04	74	39.45	32.75	13.47	29.71	100	323	P	H
		5034	46	-8	54	29.47	32.76	13.48	29.71	100	323	A	H
	*	5310	95.88	-	-	80.17	32.43	13.01	29.73	100	323	P	H
	*	5310	88.09	-	-	72.38	32.43	13.01	29.73	100	323	A	H
		5420.88	54.73	-19.27	74	39.16	32.29	13.02	29.74	100	323	P	H
		5351.04	45.67	-8.33	54	30.04	32.38	12.98	29.73	100	323	A	H
		5090.78	56.25	-17.75	74	39.94	32.69	13.34	29.72	115	354	P	V
		5086.36	46.53	-7.47	54	30.2	32.7	13.35	29.72	115	354	A	V
	*	5310	105.49	-	-	89.78	32.43	13.01	29.73	115	354	P	V
	*	5310	97.62	-	-	81.91	32.43	13.01	29.73	115	354	A	V
		5350.08	60.38	-13.62	74	44.75	32.38	12.98	29.73	115	354	P	V
		5350.8	51.15	-2.85	54	35.52	32.38	12.98	29.73	115	354	A	V
Remark	1. No other spurious found. 2. All results are PASS against Peak and Average limit line.												

Band 2 5250~5350MHz

WIFI 802.11ac VHT80 (Band Edge @ 3m)

WIFI Ant. 1	Note	Frequency (MHz)	Level (dBμV/m)	Over Limit (dB)	Limit Line (dBμV/m)	Read Level (dBμV)	Antenna Factor (dB/m)	Path Loss (dB)	Preamp Factor (dB)	Ant Pos (cm)	Table Pos (deg)	Peak Avg. (P/A)	Pol. (H/V)
802.11ac VHT80 CH 58 5290MHz		5055.08	55.43	-18.57	74	38.98	32.73	13.43	29.71	124	327	P	H
		5031.96	46.02	-7.98	54	29.49	32.76	13.48	29.71	124	327	A	H
	*	5290	90.89	-	-	75.15	32.45	13.02	29.73	124	327	P	H
	*	5290	83.05	-	-	67.31	32.45	13.02	29.73	124	327	A	H
		5416.08	54.5	-19.5	74	38.92	32.3	13.01	29.73	124	327	P	H
		5357.52	45.81	-8.19	54	30.19	32.37	12.98	29.73	124	327	A	H
		5073.78	56.99	-17.01	74	40.61	32.71	13.38	29.71	119	355	P	V
		5086.36	46.22	-7.78	54	29.89	32.7	13.35	29.72	119	355	A	V
	*	5290	99.53	-	-	83.79	32.45	13.02	29.73	119	355	P	V
	*	5290	92.15	-	-	76.41	32.45	13.02	29.73	119	355	A	V
		5354.64	61.05	-12.95	74	45.43	32.37	12.98	29.73	119	355	P	V
		5350.32	51.48	-2.52	54	35.85	32.38	12.98	29.73	119	355	A	V
Remark	1. No other spurious found. 2. All results are PASS against Peak and Average limit line.												

Band 3 - 5470~5725MHz

WIFI 802.11a (Band Edge @ 3m)

WIFI Ant. 1	Note	Frequency (MHz)	Level (dBμV/m)	Over Limit (dB)	Limit Line (dBμV/m)	Read Level (dBμV)	Antenna Factor (dB/m)	Path Loss (dB)	Preamp Factor (dB)	Ant Pos (cm)	Table Pos (deg)	Peak Avg. (P/A)	Pol. (H/V)
802.11a CH 100 5500MHz		5432.4	54.54	-19.46	74	38.93	32.28	13.07	29.74	100	301	P	H
		5466.48	54.89	-13.31	68.2	39.2	32.24	13.19	29.74	100	301	P	H
		5452.08	44.65	-9.35	54	29	32.26	13.13	29.74	100	301	A	H
	*	5500	105.22	-	-	89.45	32.2	13.31	29.74	100	301	P	H
	*	5500	97.95	-	-	82.18	32.2	13.31	29.74	100	301	A	H
													H
		5441.04	56.5	-17.5	74	40.87	32.27	13.1	29.74	153	347	P	V
		5464.72	56.48	-11.72	68.2	40.8	32.24	13.18	29.74	153	347	P	V
		5459.44	46.36	-7.64	54	30.69	32.25	13.16	29.74	153	347	A	V
	*	5500	110.57	-	-	94.8	32.2	13.31	29.74	153	347	P	V
	*	5500	103.16	-	-	87.39	32.2	13.31	29.74	153	347	A	V
													V
802.11a CH 116 5580MHz		5437.84	54.53	-19.47	74	38.92	32.27	13.08	29.74	100	54	P	H
		5464.24	52.73	-15.47	68.2	37.05	32.24	13.18	29.74	100	54	P	H
		5443.36	43.35	-10.65	54	27.72	32.27	13.1	29.74	100	54	A	H
	*	5580	105.11	-	-	88.92	32.38	13.59	29.78	100	54	P	H
	*	5580	97.62	-	-	81.43	32.38	13.59	29.78	100	54	A	H
		5747.045	54.91	-13.29	68.2	37.97	32.74	14.06	29.86	100	54	P	H
		5416.96	55.2	-18.8	74	39.63	32.3	13.01	29.74	140	343	P	V
		5468.8	53.06	-15.14	68.2	37.37	32.24	13.19	29.74	140	343	P	V
		5354.8	44.01	-9.99	54	28.39	32.37	12.98	29.73	140	343	A	V
	*	5580	109.96	-	-	93.77	32.38	13.59	29.78	140	343	P	V
	*	5580	102.51	-	-	86.32	32.38	13.59	29.78	140	343	A	V
		5752.4	55.12	-13.08	68.2	38.15	32.76	14.07	29.86	140	343	P	V

802.11a CH 140 5700MHz	*	5700	102.77	-	-	86.04	32.64	13.93	29.84	101	316	P	H
	*	5700	95.36	-	-	78.63	32.64	13.93	29.84	101	316	A	H
		5763.32	54.89	-13.31	68.2	37.88	32.78	14.1	29.87	101	316	P	H
													H
													H
													H
	*	5700	106.09	-	-	89.36	32.64	13.93	29.84	153	22	P	V
	*	5700	98.5	-	-	81.77	32.64	13.93	29.84	153	22	A	V
		5725.4	56.03	-12.17	68.2	39.18	32.7	14	29.85	153	22	P	V
													V
													V
													V
Remark	1. No other spurious found. 2. All results are PASS against Peak and Average limit line.												

Band 3 - 5470~5725MHz

WIFI 802.11a (Harmonic @ 3m)

WIFI	Note	Frequency	Level	Over	Limit	Read	Antenna	Path	Preamp	Ant	Table	Peak	Pol.
Ant.				Limit	Line	Level	Factor	Loss	Factor	Pos	Pos	Avg.	
1		(MHz)	(dBμV/m)	(dB)	(dBμV/m)	(dBμV)	(dB/m)	(dB)	(dB)	(cm)	(deg)	(P/A)	(H/V)
802.11a CH 100 5500MHz		11000	47.25	-26.75	74	53.1	40.1	17.99	63.94	100	0	P	H
		16500	47.65	-20.55	68.2	48.19	40.1	22.28	62.92	100	0	P	H
													H
													H
		11000	46.72	-27.28	74	52.57	40.1	17.99	63.94	100	0	P	V
		16500	47.02	-21.18	68.2	47.56	40.1	22.28	62.92	100	0	P	V
													V
													V
802.11a CH 116 5580MHz		11160	46.9	-27.1	74	52.44	39.97	18.12	63.63	100	0	P	H
		16740	50.21	-17.99	68.2	49.26	40.96	22.6	62.61	100	0	P	H
													H
													H
		11160	46.36	-27.64	74	51.9	39.97	18.12	63.63	100	0	P	V
		16740	49.03	-19.17	68.2	48.08	40.96	22.6	62.61	100	0	P	V
													V
													V
802.11a CH 140 5700MHz		11400	47.29	-26.71	74	52.37	39.78	18.3	63.16	100	0	P	H
		17100	49.95	-18.25	68.2	46.69	42.42	23.09	62.25	100	0	P	H
													H
													H
		11400	48.19	-25.81	74	53.27	39.78	18.3	63.16	100	0	P	V
		17100	49.16	-19.04	68.2	45.9	42.42	23.09	62.25	100	0	P	V
													V
													V
Remark	1. No other spurious found. 2. All results are PASS against Peak and Average limit line.												

Band 3 - 5470~5725MHz

WIFI 802.11n HT20 (Band Edge @ 3m)

WIFI Ant.	Note	Frequency	Level	Over Limit	Limit Line	Read Level	Antenna Factor	Path Loss	Preamp Factor	Ant Pos	Table Pos	Peak Avg.	Pol.
1		(MHz)	(dBμV/m)	(dB)	(dBμV/m)	(dBμV)	(dB/m)	(dB)	(dB)	(cm)	(deg)	(P/A)	(H/V)
802.11n HT20 CH 100 5500MHz		5459.28	55.3	-18.7	74	39.63	32.25	13.16	29.74	101	302	P	H
		5460.56	54.4	-13.8	68.2	38.73	32.25	13.16	29.74	101	302	P	H
		5458.96	44.12	-9.88	54	28.45	32.25	13.16	29.74	101	302	A	H
	*	5500	104.04	-	-	88.27	32.2	13.31	29.74	101	302	P	H
	*	5500	96.1	-	-	80.33	32.2	13.31	29.74	101	302	A	H
													H
		5456.24	55.92	-18.08	74	40.26	32.25	13.15	29.74	133	347	P	V
		5463.12	58.22	-9.98	68.2	42.55	32.24	13.17	29.74	133	347	P	V
		5458	46.76	-7.24	54	31.09	32.25	13.16	29.74	133	347	A	V
	*	5500	111.04	-	-	95.27	32.2	13.31	29.74	133	347	P	V
	*	5500	103.33	-	-	87.56	32.2	13.31	29.74	133	347	A	V
													V
802.11n HT20 CH 116 5580MHz		5379.52	55.79	-18.21	74	40.22	32.34	12.96	29.73	101	50	P	H
		5462.56	54.36	-13.84	68.2	38.69	32.24	13.17	29.74	101	50	P	H
		5360.32	44.04	-9.96	54	28.42	32.37	12.98	29.73	101	50	A	H
	*	5580	105.14	-	-	88.95	32.38	13.59	29.78	101	50	P	H
	*	5580	97.56	-	-	81.37	32.38	13.59	29.78	101	50	A	H
		5757.125	55.88	-12.32	68.2	38.89	32.77	14.08	29.86	101	50	P	H
		5401.36	55.3	-18.7	74	39.76	32.32	12.95	29.73	141	343	P	V
		5465.92	54.28	-13.92	68.2	38.6	32.24	13.18	29.74	141	343	P	V
		5457.52	44.42	-9.58	54	28.76	32.25	13.15	29.74	141	343	A	V
	*	5580	110.71	-	-	94.52	32.38	13.59	29.78	141	343	P	V
	*	5580	103.05	-	-	86.86	32.38	13.59	29.78	141	343	A	V
		5760.275	55.65	-12.55	68.2	38.65	32.77	14.09	29.86	141	343	P	V

	*	5700	104.8	-	-	88.07	32.64	13.93	29.84	352	326	P	H
	*	5700	97.27	-	-	80.54	32.64	13.93	29.84	352	326	A	H
		5729.08	57.02	-11.18	68.2	40.16	32.7	14.01	29.85	352	326	P	H
													H
802.11n													H
HT20													H
CH 140	*	5700	107.53	-	-	90.8	32.64	13.93	29.84	117	6	P	V
5700MHz	*	5700	99.96	-	-	83.23	32.64	13.93	29.84	117	6	A	V
		5727.88	57.93	-10.27	68.2	41.07	32.7	14.01	29.85	117	6	P	V
													V
													V
													V
Remark	1. No other spurious found. 2. All results are PASS against Peak and Average limit line.												

Band 3 - 5470~5725MHz

WIFI 802.11n HT40 (Band Edge @ 3m)

WIFI Ant.	Note	Frequency	Level	Over Limit	Limit Line	Read Level	Antenna Factor	Path Loss	Preamp Factor	Ant Pos	Table Pos	Peak Avg.	Pol.
1		(MHz)	(dBμV/m)	(dB)	(dBμV/m)	(dBμV)	(dB/m)	(dB)	(dB)	(cm)	(deg)	(P/A)	(H/V)
802.11n HT40 CH 102 5510MHz		5446.24	54.88	-19.12	74	39.25	32.26	13.11	29.74	100	303	P	H
		5467.12	54.82	-13.38	68.2	39.13	32.24	13.19	29.74	100	303	P	H
		5455.84	46.14	-7.86	54	30.48	32.25	13.15	29.74	100	303	A	H
	*	5510	97.67	-	-	81.85	32.22	13.34	29.74	100	303	P	H
	*	5510	91.32	-	-	75.5	32.22	13.34	29.74	100	303	A	H
		5746.1	55.17	-13.03	68.2	38.24	32.74	14.05	29.86	100	303	P	H
		5454.88	59.23	-14.77	74	43.58	32.25	13.14	29.74	144	348	P	V
		5466.4	61.65	-6.55	68.2	45.96	32.24	13.19	29.74	144	348	P	V
		5457.76	51.41	-2.59	54	35.74	32.25	13.16	29.74	144	348	A	V
	*	5510	107.6	-	-	91.78	32.22	13.34	29.74	144	348	P	V
	*	5510	99.79	-	-	83.97	32.22	13.34	29.74	144	348	A	V
		5750.51	55.93	-12.27	68.2	38.97	32.75	14.07	29.86	144	348	P	V
802.11n HT40 CH 110 5550MHz		5442.4	53.81	-20.19	74	38.18	32.27	13.1	29.74	100	302	P	H
		5464.24	54.05	-14.15	68.2	38.37	32.24	13.18	29.74	100	302	P	H
		5431.12	44.44	-9.56	54	28.84	32.28	13.06	29.74	100	302	A	H
	*	5550	101.29	-	-	85.26	32.31	13.48	29.76	100	302	P	H
	*	5550	93.4	-	-	77.37	32.31	13.48	29.76	100	302	A	H
		5741.06	54.68	-13.52	68.2	37.77	32.73	14.04	29.86	100	302	P	H
		5451.04	54.62	-19.38	74	38.97	32.26	13.13	29.74	100	343	P	V
		5465.92	56.11	-12.09	68.2	40.43	32.24	13.18	29.74	100	343	P	V
		5459.92	46.6	-7.4	54	30.93	32.25	13.16	29.74	100	343	A	V
	*	5550	108.61	-	-	92.58	32.31	13.48	29.76	100	343	P	V
	*	5550	100.76	-	-	84.73	32.31	13.48	29.76	100	343	A	V
		5763.425	55.16	-13.04	68.2	38.15	32.78	14.1	29.87	100	343	P	V

802.11n HT40 CH 134 5670MHz		5446.6	54.76	-19.24	74	39.12	32.26	13.12	29.74	141	315	P	H
		5463.75	53.35	-14.85	68.2	37.67	32.24	13.18	29.74	141	315	P	H
		5439.25	44.5	-9.5	54	28.88	32.27	13.09	29.74	141	315	A	H
	*	5670	100.7	-	-	84.1	32.57	13.85	29.82	141	315	P	H
	*	5670	92.53	-	-	75.93	32.57	13.85	29.82	141	315	A	H
		5725.8	55.13	-13.07	68.2	38.28	32.7	14	29.85	141	315	P	H
		5447.3	56.12	-17.88	74	40.48	32.26	13.12	29.74	145	344	P	V
		5460.25	52.6	-15.6	68.2	36.93	32.25	13.16	29.74	145	344	P	V
		5447.65	48.28	-5.72	54	32.64	32.26	13.12	29.74	145	344	A	V
	*	5670	104.26	-	-	87.66	32.57	13.85	29.82	145	344	P	V
	*	5670	96.56	-	-	79.96	32.57	13.85	29.82	145	344	A	V
		5725	55.93	-12.27	68.2	39.09	32.69	14	29.85	145	344	P	V
Remark	1. No other spurious found. 2. All results are PASS against Peak and Average limit line.												

Band 3 - 5470~5725MHz

WIFI 802.11ac VHT80 (Band Edge @ 3m)

WIFI Ant.	Note	Frequency	Level	Over Limit	Limit Line	Read Level	Antenna Factor	Path Loss	Preamp Factor	Ant Pos	Table Pos	Peak Avg.	Pol.
1		(MHz)	(dBµV/m)	(dB)	(dBµV/m)	(dBµV)	(dB/m)	(dB)	(dB)	(cm)	(deg)	(P/A)	(H/V)
802.11ac VHT80 CH 106 5530MHz		5456.56	54.78	-19.22	74	39.12	32.25	13.15	29.74	100	321	P	H
		5466.64	54.97	-13.23	68.2	39.28	32.24	13.19	29.74	100	321	P	H
		5459.2	46.65	-7.35	54	30.98	32.25	13.16	29.74	100	321	A	H
	*	5530	97.02	-	-	81.09	32.27	13.41	29.75	100	321	P	H
	*	5530	88.94	-	-	73.01	32.27	13.41	29.75	100	321	A	H
		5739.485	54.62	-13.58	68.2	37.7	32.73	14.04	29.85	100	321	P	H
		5448.88	60.92	-13.08	74	45.28	32.26	13.12	29.74	129	342	P	V
		5464.24	61.23	-6.97	68.2	45.55	32.24	13.18	29.74	129	342	P	V
		5459.92	51.97	-2.03	54	36.3	32.25	13.16	29.74	129	342	A	V
	*	5530	104.32	-	-	88.39	32.27	13.41	29.75	129	342	P	V
	*	5530	96.36	-	-	80.43	32.27	13.41	29.75	129	342	A	V
		5734.13	53.73	-14.47	68.2	36.84	32.72	14.02	29.85	129	342	P	V
Remark	1. No other spurious found. 2. All results are PASS against Peak and Average limit line.												

Emission below 1GHz

WIFI 802.11ac VHT80 (LF @ 3m)

WIFI Ant. 1	Note	Frequency (MHz)	Level (dBμV/m)	Over Limit (dB)	Limit Line (dBμV/m)	Read Level (dBμV)	Antenna Factor (dB/m)	Path Loss (dB)	Preamp Factor (dB)	Ant Pos (cm)	Table Pos (deg)	Peak Avg. (P/A)	Pol. (H/V)
802.11ac VHT80 LF		109.54	33.11	-10.39	43.5	47.35	17.01	1.12	32.37	100	0	P	H
		159.98	30.94	-12.56	43.5	45.15	16.6	1.55	32.36	-	-	P	H
		264.74	25.4	-20.6	46	35.86	19.6	2.34	32.4	-	-	P	H
		737.13	30.19	-15.81	46	30.3	27.94	4.42	32.47	-	-	P	H
		895.24	32.51	-13.49	46	30.66	29.02	4.65	31.82	-	-	P	H
		979.63	34.54	-19.46	54	29.58	30.85	5.2	31.09	-	-	P	H
													H
													H
													H
													H
													H
													H
		37.76	22.02	-17.98	40	33.67	20.41	0.38	32.44	-	-	P	V
		108.57	26.87	-16.63	43.5	41.19	16.93	1.12	32.37	-	-	P	V
		264.74	21.31	-24.69	46	31.77	19.6	2.34	32.4	-	-	P	V
		566.41	28.42	-17.58	46	31.38	26.01	3.68	32.65	-	-	P	V
		758.47	30.95	-15.05	46	30.66	28.22	4.5	32.43	-	-	P	V
		943.74	32.89	-13.11	46	29.11	30.57	4.62	31.41	100	0	P	V
													V
													V
													V
													V
													V
													V
Remark	1. No other spurious found. 2. All results are PASS against limit line.												

Band 1 - 5150~5250MHz

WIFI 802.11a (Band Edge @ 3m)

WIFI Ant. 0+1	Note	Frequency (MHz)	Level (dBμV/m)	Over Limit (dB)	Limit Line (dBμV/m)	Read Level (dBμV)	Antenna Factor (dB/m)	Path Loss (dB)	Preamp Factor (dB)	Ant Pos (cm)	Table Pos (deg)	Peak Avg. (P/A)	Pol. (H/V)
802.11a CH 36 5180MHz		5127.66	54.29	-19.71	74	38.11	32.65	13.25	29.72	103	65	P	H
		5148.98	44.83	-9.17	54	28.73	32.62	13.2	29.72	103	65	A	H
	*	5180	111.39	-	-	95.4	32.58	13.13	29.72	103	65	P	H
	*	5180	104	-	-	88.01	32.58	13.13	29.72	103	65	A	H
													H
													H
		5128.18	54.15	-19.85	74	37.97	32.65	13.25	29.72	100	90	P	V
		5148.46	44.69	-9.31	54	28.59	32.62	13.2	29.72	100	90	A	V
	*	5180	109.87	-	-	93.88	32.58	13.13	29.72	100	90	P	V
	*	5180	102.37	-	-	86.38	32.58	13.13	29.72	100	90	A	V
													V
													V
802.11a CH 44 5220MHz		5065.26	54.69	-19.31	74	38.28	32.72	13.4	29.71	101	64	P	H
		5145.34	44.3	-9.7	54	28.18	32.63	13.21	29.72	101	64	A	H
	*	5220	113.28	-	-	97.39	32.54	13.07	29.72	101	64	P	H
	*	5220	105.63	-	-	89.74	32.54	13.07	29.72	101	64	A	H
		5375.72	53.96	-20.04	74	38.37	32.35	12.97	29.73	101	64	P	H
		5452.72	44.83	-9.17	54	29.17	32.26	13.14	29.74	101	64	A	H
		5024.96	54.4	-19.6	74	37.84	32.77	13.5	29.71	105	83	P	V
		5007.8	43.99	-10.01	54	27.37	32.79	13.54	29.71	105	83	A	V
	*	5220	110.26	-	-	94.37	32.54	13.07	29.72	105	83	P	V
	*	5220	102.88	-	-	86.99	32.54	13.07	29.72	105	83	A	V
		5457.2	54.33	-19.67	74	38.67	32.25	13.15	29.74	105	83	P	V
		5369.56	43.31	-10.69	54	27.71	32.36	12.97	29.73	105	83	A	V

802.11a CH 48 5240MHz		5037.7	55.15	-18.85	74	38.64	32.75	13.47	29.71	100	61	P	H
		5002.6	43.9	-10.1	54	27.26	32.8	13.55	29.71	100	61	A	H
	*	5240	112.24	-	-	96.4	32.51	13.05	29.72	100	61	P	H
	*	5240	104.94	-	-	89.1	32.51	13.05	29.72	100	61	A	H
		5414.64	53.45	-20.55	74	37.88	32.3	13	29.73	100	61	P	H
		5452.72	44.22	-9.78	54	28.56	32.26	13.14	29.74	100	61	A	H
		5109.98	54.47	-19.53	74	38.22	32.67	13.3	29.72	101	89	P	V
		5010.14	44.04	-9.96	54	27.42	32.79	13.54	29.71	101	89	A	V
	*	5240	109.45	-	-	93.61	32.51	13.05	29.72	101	89	P	V
	*	5240	102.29	-	-	86.45	32.51	13.05	29.72	101	89	A	V
		5373.76	54.08	-19.92	74	38.49	32.35	12.97	29.73	101	89	P	V
		5398.68	43.17	-10.83	54	27.63	32.32	12.95	29.73	101	89	A	V
Remark	1. No other spurious found. 2. All results are PASS against Peak and Average limit line.												

Band 1 5150~5250MHz

WIFI 802.11a (Harmonic @ 3m)

WIFI Ant. 0+1	Note	Frequency (MHz)	Level (dBμV/m)	Over Limit (dB)	Limit Line (dBμV/m)	Read Level (dBμV)	Antenna Factor (dB/m)	Path Loss (dB)	Preamp Factor (dB)	Ant Pos (cm)	Table Pos (deg)	Peak Avg. (P/A)	Pol. (H/V)
802.11a CH 36 5180MHz		10360	47.5	-20.7	68.2	50.88	39.9	17.48	60.76	100	0	P	H
		15540	44.55	-29.45	74	46.69	37.9	21.51	61.55	100	0	P	H
													H
													H
		10360	46.21	-21.99	68.2	49.59	39.9	17.48	60.76	100	0	P	V
		15540	44.75	-29.25	74	46.89	37.9	21.51	61.55	100	0	P	V
													V
													V
802.11a CH 44 5220MHz		10440	45.06	-23.14	68.2	48.45	40.02	17.55	60.96	100	0	P	H
		15660	43.41	-30.59	74	45.39	37.9	21.53	61.41	100	0	P	H
													H
													H
		10440	45.6	-22.6	68.2	48.99	40.02	17.55	60.96	100	0	P	V
		15660	43.86	-30.14	74	45.84	37.9	21.53	61.41	100	0	P	V
													V
													V
802.11a CH 48 5240MHz		10480	45.79	-22.41	68.2	49.19	40.07	17.58	61.05	100	0	P	H
		15720	44.9	-29.1	74	46.8	37.9	21.54	61.34	100	0	P	H
													H
													H
		10480	46.39	-21.81	68.2	49.79	40.07	17.58	61.05	100	0	P	V
		15720	44.67	-29.33	74	46.57	37.9	21.54	61.34	100	0	P	V
													V
													V
Remark	1. No other spurious found. 2. All results are PASS against Peak and Average limit line.												

Band 1 5150~5250MHz

WIFI 802.11n HT20 (Band Edge @ 3m)

WIFI Ant.	Note	Frequency (MHz)	Level (dBμV/m)	Over Limit (dB)	Limit Line (dBμV/m)	Read Level (dBμV)	Antenna Factor (dB/m)	Path Loss (dB)	Preamp Factor (dB)	Ant Pos (cm)	Table Pos (deg)	Peak Avg. (P/A)	Pol. (H/V)
0+1													
802.11n HT20 CH 36 5180MHz		5121.16	55.34	-18.66	74	39.14	32.65	13.27	29.72	101	63	P	H
		5149.76	45.1	-8.9	54	29	32.62	13.2	29.72	101	63	A	H
	*	5180	111.46	-	-	95.47	32.58	13.13	29.72	101	63	P	H
	*	5180	103.67	-	-	87.68	32.58	13.13	29.72	101	63	A	H
													H
													H
		5108.42	54.52	-19.48	74	38.27	32.67	13.3	29.72	110	78	P	V
		5148.46	44.61	-9.39	54	28.51	32.62	13.2	29.72	110	78	A	V
	*	5180	109.5	-	-	93.51	32.58	13.13	29.72	110	78	P	V
	*	5180	101.75	-	-	85.76	32.58	13.13	29.72	110	78	A	V
													V
													V
802.11n HT20 CH 44 5220MHz		5104.52	54.59	-19.41	74	38.33	32.67	13.31	29.72	100	63	P	H
		5020.54	43.79	-10.21	54	27.21	32.78	13.51	29.71	100	63	A	H
	*	5220	111.46	-	-	95.57	32.54	13.07	29.72	100	63	P	H
	*	5220	103.37	-	-	87.48	32.54	13.07	29.72	100	63	A	H
		5452.44	52.88	-21.12	74	37.22	32.26	13.14	29.74	100	63	P	H
		5452.72	43.84	-10.16	54	28.18	32.26	13.14	29.74	100	63	A	H
		5094.9	54.31	-19.69	74	38.01	32.69	13.33	29.72	111	7	P	V
		5147.68	44.41	-9.59	54	28.3	32.62	13.21	29.72	111	7	A	V
	*	5220	110.02	-	-	94.13	32.54	13.07	29.72	111	7	P	V
	*	5220	102.15	-	-	86.26	32.54	13.07	29.72	111	7	A	V
		5445.44	53.31	-20.69	74	37.67	32.27	13.11	29.74	111	7	P	V
		5418.56	42.94	-11.06	54	27.36	32.3	13.02	29.74	111	7	A	V

802.11n HT20 CH 48 5240MHz		5060.84	54.54	-19.46	74	38.11	32.73	13.41	29.71	101	66	P	H
		5031.72	43.92	-10.08	54	27.39	32.76	13.48	29.71	101	66	A	H
	*	5240	110.81	-	-	94.97	32.51	13.05	29.72	101	66	P	H
	*	5240	102.94	-	-	87.1	32.51	13.05	29.72	101	66	A	H
		5395.32	53.52	-20.48	74	37.97	32.33	12.95	29.73	101	66	P	H
		5351.92	44.11	-9.89	54	28.48	32.38	12.98	29.73	101	66	A	H
		5062.4	55.21	-18.79	74	38.78	32.73	13.41	29.71	111	1	P	V
		5146.64	44.2	-9.8	54	28.09	32.62	13.21	29.72	111	1	A	V
	*	5240	109.25	-	-	93.41	32.51	13.05	29.72	111	1	P	V
	*	5240	101.43	-	-	85.59	32.51	13.05	29.72	111	1	A	V
		5435.64	52.86	-21.14	74	37.24	32.28	13.08	29.74	111	1	P	V
		5365.64	43.33	-10.67	54	27.73	32.36	12.97	29.73	111	1	A	V
Remark	1. No other spurious found. 2. All results are PASS against Peak and Average limit line.												

Band 1 5150~5250MHz

WIFI 802.11n HT40 (Band Edge @ 3m)

WIFI Ant.	Note	Frequency	Level	Over Limit	Limit Line	Read Level	Antenna Factor	Path Loss	Preamp Factor	Ant Pos	Table Pos	Peak Avg.	Pol.
0+1		(MHz)	(dBμV/m)	(dB)	(dBμV/m)	(dBμV)	(dB/m)	(dB)	(dB)	(cm)	(deg)	(P/A)	(H/V)
802.11n HT40 CH 38 5190MHz		5145.86	59.5	-14.5	74	43.39	32.62	13.21	29.72	100	121	P	H
		5150	50.73	-3.27	54	34.63	32.62	13.2	29.72	100	121	A	H
	*	5190	108.14	-	-	92.19	32.57	13.1	29.72	100	121	P	H
	*	5190	100.28	-	-	84.33	32.57	13.1	29.72	100	121	A	H
		5414.64	55.1	-18.9	74	39.53	32.3	13	29.73	100	121	P	H
		5412.96	48.29	-5.71	54	32.72	32.3	13	29.73	100	121	A	H
		5148.72	58.55	-15.45	74	42.45	32.62	13.2	29.72	101	89	P	V
		5149.24	49.82	-4.18	54	33.72	32.62	13.2	29.72	101	89	A	V
	*	5190	106.23	-	-	90.28	32.57	13.1	29.72	101	89	P	V
	*	5190	98.32	-	-	82.37	32.57	13.1	29.72	101	89	A	V
		5414.64	54.87	-19.13	74	39.3	32.3	13	29.73	101	89	P	V
		5412.68	46.74	-7.26	54	31.17	32.3	13	29.73	101	89	A	V
802.11n HT40 CH 46 5230MHz		5128.18	54.51	-19.49	74	38.33	32.65	13.25	29.72	101	120	P	H
		5000	45.48	-8.52	54	28.83	32.8	13.56	29.71	101	120	A	H
	*	5230	109.36	-	-	93.5	32.52	13.06	29.72	101	120	P	H
	*	5230	101.57	-	-	85.71	32.52	13.06	29.72	101	120	A	H
		5452.72	56.2	-17.8	74	40.54	32.26	13.14	29.74	101	120	P	H
		5452.44	49.94	-4.06	54	34.28	32.26	13.14	29.74	101	120	A	H
		5021.06	54.73	-19.27	74	38.16	32.77	13.51	29.71	103	96	P	V
		5135.46	45.1	-8.9	54	28.95	32.64	13.23	29.72	103	96	A	V
	*	5230	107.08	-	-	91.22	32.52	13.06	29.72	103	96	P	V
	*	5230	99.22	-	-	83.36	32.52	13.06	29.72	103	96	A	V
		5452.16	55.06	-18.94	74	39.4	32.26	13.14	29.74	103	96	P	V
		5452.72	47.79	-6.21	54	32.13	32.26	13.14	29.74	103	96	A	V

Remark

1. No other spurious found.
2. All results are PASS against Peak and Average limit line.

Band 1 5150~5250MHz

WIFI 802.11ac VHT80 (Band Edge @ 3m)

WIFI Ant.	Note	Frequency	Level	Over Limit	Limit Line	Read Level	Antenna Factor	Path Loss	Preamp Factor	Ant Pos	Table Pos	Peak Avg.	Pol.
0+1		(MHz)	(dBμV/m)	(dB)	(dBμV/m)	(dBμV)	(dB/m)	(dB)	(dB)	(cm)	(deg)	(P/A)	(H/V)
802.11ac VHT80 CH 42 5210MHz		5141.7	61.48	-12.52	74	45.35	32.63	13.22	29.72	100	64	P	H
		5149.76	51.92	-2.08	54	35.82	32.62	13.2	29.72	100	64	A	H
	*	5210	105.11	-	-	89.21	32.55	13.07	29.72	100	64	P	H
	*	5210	97.52	-	-	81.62	32.55	13.07	29.72	100	64	A	H
		5357.8	53.7	-20.3	74	38.08	32.37	12.98	29.73	100	64	P	H
		5356.68	44.97	-9.03	54	29.35	32.37	12.98	29.73	100	64	A	H
		5140.66	59.33	-14.67	74	43.2	32.63	13.22	29.72	110	358	P	V
		5142.22	48.82	-5.18	54	32.69	32.63	13.22	29.72	110	358	A	V
	*	5210	102.97	-	-	87.07	32.55	13.07	29.72	110	358	P	V
	*	5210	95.21	-	-	79.31	32.55	13.07	29.72	110	358	A	V
		5378.8	52.77	-21.23	74	37.19	32.35	12.96	29.73	110	358	P	V
		5453.56	43.71	-10.29	54	28.05	32.26	13.14	29.74	110	358	A	V
Remark	1. No other spurious found. 2. All results are PASS against Peak and Average limit line.												

Band 2 - 5250~5350MHz

WIFI 802.11a (Band Edge @ 3m)

WIFI Ant. 0+1	Note	Frequency (MHz)	Level (dBμV/m)	Over Limit (dB)	Limit Line (dBμV/m)	Read Level (dBμV)	Antenna Factor (dB/m)	Path Loss (dB)	Preamp Factor (dB)	Ant Pos (cm)	Table Pos (deg)	Peak Avg. (P/A)	Pol. (H/V)
802.11a CH 52 5260MHz		5047.26	54.59	-19.41	74	38.11	32.74	13.45	29.71	100	63	P	H
		5030.6	44.01	-9.99	54	27.47	32.76	13.49	29.71	100	63	A	H
	*	5260	111.8	-	-	96	32.49	13.04	29.73	100	63	P	H
	*	5260	104.74	-	-	88.94	32.49	13.04	29.73	100	63	A	H
		5351.76	54.14	-19.86	74	38.51	32.38	12.98	29.73	100	63	P	H
		5452.8	43.94	-10.06	54	28.28	32.26	13.14	29.74	100	63	A	H
		5066.64	54.41	-19.59	74	38	32.72	13.4	29.71	100	358	P	V
		5026.86	44.08	-9.92	54	27.52	32.77	13.5	29.71	100	358	A	V
	*	5260	109.16	-	-	93.36	32.49	13.04	29.73	100	358	P	V
	*	5260	102.41	-	-	86.61	32.49	13.04	29.73	100	358	A	V
		5413.44	52.94	-21.06	74	37.37	32.3	13	29.73	100	358	P	V
		5356.32	42.98	-11.02	54	27.36	32.37	12.98	29.73	100	358	A	V
802.11a CH 60 5300MHz		5040.46	54.93	-19.07	74	38.43	32.75	13.46	29.71	100	64	P	H
		5035.02	43.83	-10.17	54	27.3	32.76	13.48	29.71	100	64	A	H
	*	5300	111.23	-	-	95.51	32.44	13.01	29.73	100	64	P	H
	*	5300	104.15	-	-	88.43	32.44	13.01	29.73	100	64	A	H
		5359.44	54.98	-19.02	74	39.36	32.37	12.98	29.73	100	64	P	H
		5350.56	45.02	-8.98	54	29.39	32.38	12.98	29.73	100	64	A	H
		5057.12	54.4	-19.6	74	37.96	32.73	13.42	29.71	101	111	P	V
		5028.56	43.83	-10.17	54	27.28	32.77	13.49	29.71	101	111	A	V
	*	5300	109.68	-	-	93.96	32.44	13.01	29.73	101	111	P	V
	*	5300	102.7	-	-	86.98	32.44	13.01	29.73	101	111	A	V
		5401.68	54.2	-19.8	74	38.65	32.32	12.96	29.73	101	111	P	V
		5352.96	44.42	-9.58	54	28.79	32.38	12.98	29.73	101	111	A	V

802.11a CH 64 5320MHz	*	5320	111.6	-	-	95.91	32.42	13	29.73	100	116	P	H
	*	5320	104.41	-	-	88.72	32.42	13	29.73	100	116	A	H
		5372.96	55.04	-18.96	74	39.45	32.35	12.97	29.73	100	116	P	H
		5356.8	45.97	-8.03	54	30.35	32.37	12.98	29.73	100	116	A	H
													H
													H
	*	5320	109.42	-	-	93.73	32.42	13	29.73	137	344	P	V
	*	5320	102.59	-	-	86.9	32.42	13	29.73	137	344	A	V
		5363.2	53.72	-20.28	74	38.12	32.36	12.97	29.73	137	344	P	V
		5351.2	44.64	-9.36	54	29.01	32.38	12.98	29.73	137	344	A	V
													V
													V
Remark	1. No other spurious found. 2. All results are PASS against Peak and Average limit line.												

Band 2 5250~5350MHz

WIFI 802.11a (Harmonic @ 3m)

WIFI Ant. 0+1	Note	Frequency (MHz)	Level (dBμV/m)	Over Limit (dB)	Limit Line (dBμV/m)	Read Level (dBμV)	Antenna Factor (dB/m)	Path Loss (dB)	Preamp Factor (dB)	Ant Pos (cm)	Table Pos (deg)	Peak Avg. (P/A)	Pol. (H/V)
802.11a CH 52 5260MHz		10520	44.79	-23.41	68.2	48.2	40.1	17.61	61.12	100	0	P	H
		15780	42.81	-31.19	74	44.61	37.9	21.56	61.26	100	0	P	H
													H
													H
		10520	45.1	-23.1	68.2	48.51	40.1	17.61	61.12	100	0	P	V
		15780	43.99	-30.01	74	45.79	37.9	21.56	61.26	100	0	P	V
													V
													V
802.11a CH 60 5300MHz		10600	45.06	-28.94	74	48.5	40.1	17.68	61.22	100	0	P	H
		15900	44.05	-29.95	74	45.69	37.9	21.58	61.12	100	0	P	H
													H
													H
		10600	45.21	-28.79	74	48.65	40.1	17.68	61.22	100	0	P	V
		15900	43.1	-30.9	74	44.74	37.9	21.58	61.12	100	0	P	V
													V
													V
802.11a CH 64 5320MHz		10640	45.56	-28.44	74	49.03	40.1	17.7	61.27	100	0	P	H
		15960	43.42	-30.58	74	44.98	37.9	21.59	61.05	100	0	P	H
													H
													H
		10640	46.28	-27.72	74	49.75	40.1	17.7	61.27	100	0	P	V
		15960	42.82	-31.18	74	44.38	37.9	21.59	61.05	100	0	P	V
													V
													V

Remark

1. No other spurious found.
2. All results are PASS against Peak and Average limit line.

Band 2 5250~5350MHz

WIFI 802.11n HT20 (Band Edge @ 3m)

WIFI Ant.	Note	Frequency (MHz)	Level (dBμV/m)	Over Limit (dB)	Limit Line (dBμV/m)	Read Level (dBμV)	Antenna Factor (dB/m)	Path Loss (dB)	Preamp Factor (dB)	Ant Pos (cm)	Table Pos (deg)	Peak Avg. (P/A)	Pol. (H/V)
802.11n HT20 CH 52 5260MHz		5067.32	54.31	-19.69	74	37.9	32.72	13.4	29.71	102	116	P	H
		5040.46	43.73	-10.27	54	27.23	32.75	13.46	29.71	102	116	A	H
	*	5260	111.34	-	-	95.54	32.49	13.04	29.73	102	116	P	H
	*	5260	103.82	-	-	88.02	32.49	13.04	29.73	102	116	A	H
		5385.36	54.04	-19.96	74	38.47	32.34	12.96	29.73	102	116	P	H
		5350.56	44.04	-9.96	54	28.41	32.38	12.98	29.73	102	116	A	H
		5009.18	54.04	-19.96	74	37.42	32.79	13.54	29.71	106	342	P	V
		5002.72	43.88	-10.12	54	27.24	32.8	13.55	29.71	106	342	A	V
	*	5260	108.46	-	-	92.66	32.49	13.04	29.73	106	342	P	V
	*	5260	101.19	-	-	85.39	32.49	13.04	29.73	106	342	A	V
		5429.04	53.97	-20.03	74	38.37	32.29	13.05	29.74	106	342	P	V
		5350.8	43.03	-10.97	54	27.4	32.38	12.98	29.73	106	342	A	V
802.11n HT20 CH 60 5300MHz		5076.5	54.36	-19.64	74	37.98	32.71	13.38	29.71	102	116	P	H
		5032.3	43.87	-10.13	54	27.34	32.76	13.48	29.71	102	116	A	H
	*	5300	111.67	-	-	95.95	32.44	13.01	29.73	102	116	P	H
	*	5300	104.1	-	-	88.38	32.44	13.01	29.73	102	116	A	H
		5352.96	55.6	-18.4	74	39.97	32.38	12.98	29.73	102	116	P	H
		5351.76	45.29	-8.71	54	29.66	32.38	12.98	29.73	102	116	A	H
		5144.16	55.82	-18.18	74	39.7	32.63	13.21	29.72	120	343	P	V
		5030.94	43.96	-10.04	54	27.42	32.76	13.49	29.71	120	343	A	V
	*	5300	109.7	-	-	93.98	32.44	13.01	29.73	120	343	P	V
	*	5300	102.28	-	-	86.56	32.44	13.01	29.73	120	343	A	V
		5361.84	54.55	-19.45	74	38.94	32.37	12.97	29.73	120	343	P	V
		5356.56	44.42	-9.58	54	28.8	32.37	12.98	29.73	120	343	A	V

802.11n HT20 CH 64 5320MHz		5021.76	54.76	-19.24	74	38.19	32.77	13.51	29.71	100	61	P	H
		5012.92	43.83	-10.17	54	27.23	32.78	13.53	29.71	100	61	A	H
	*	5320	111.51	-	-	95.82	32.42	13	29.73	100	61	P	H
	*	5320	104.17	-	-	88.48	32.42	13	29.73	100	61	A	H
		5359.68	56.32	-17.68	74	40.7	32.37	12.98	29.73	100	61	P	H
		5353.92	46.27	-7.73	54	30.64	32.38	12.98	29.73	100	61	A	H
		5031.62	55.68	-18.32	74	39.15	32.76	13.48	29.71	101	99	P	V
		5007.14	43.99	-10.01	54	27.37	32.79	13.54	29.71	101	99	A	V
	*	5320	108.8	-	-	93.11	32.42	13	29.73	101	99	P	V
	*	5320	101.47	-	-	85.78	32.42	13	29.73	101	99	A	V
		5362.56	54.66	-19.34	74	39.06	32.36	12.97	29.73	101	99	P	V
		5352.24	45.04	-8.96	54	29.41	32.38	12.98	29.73	101	99	A	V
Remark	1. No other spurious found. 2. All results are PASS against Peak and Average limit line.												

Band 2 5250~5350MHz

WIFI 802.11n HT40 (Band Edge @ 3m)

WIFI Ant.	Note	Frequency	Level	Over Limit	Limit Line	Read Level	Antenna Factor	Path Loss	Preamp Factor	Ant Pos	Table Pos	Peak Avg.	Pol.
0+1		(MHz)	(dBμV/m)	(dB)	(dBμV/m)	(dBμV)	(dB/m)	(dB)	(dB)	(cm)	(deg)	(P/A)	(H/V)
802.11n HT40 CH 54 5270MHz		5072.76	56.01	-17.99	74	39.62	32.71	13.39	29.71	100	64	P	H
		5046.58	45.3	-8.7	54	28.82	32.74	13.45	29.71	100	64	A	H
	*	5270	110.15	-	-	94.37	32.48	13.03	29.73	100	64	P	H
	*	5270	102.26	-	-	86.48	32.48	13.03	29.73	100	64	A	H
		5357.28	55.96	-18.04	74	40.34	32.37	12.98	29.73	100	64	P	H
		5351.52	46.81	-7.19	54	31.18	32.38	12.98	29.73	100	64	A	H
		5015.98	55	-19	74	38.41	32.78	13.52	29.71	103	100	P	V
		5031.62	45.13	-8.87	54	28.6	32.76	13.48	29.71	103	100	A	V
	*	5270	108.12	-	-	92.34	32.48	13.03	29.73	103	100	P	V
	*	5270	100.24	-	-	84.46	32.48	13.03	29.73	103	100	A	V
		5351.52	55.09	-18.91	74	39.46	32.38	12.98	29.73	103	100	P	V
		5351.04	45.68	-8.32	54	30.05	32.38	12.98	29.73	103	100	A	V
802.11n HT40 CH 62 5310MHz		5079.22	55.95	-18.05	74	39.59	32.7	13.37	29.71	101	60	P	H
		5080.92	45.16	-8.84	54	28.8	32.7	13.37	29.71	101	60	A	H
	*	5310	106.56	-	-	90.85	32.43	13.01	29.73	101	60	P	H
	*	5310	98.86	-	-	83.15	32.43	13.01	29.73	101	60	A	H
		5350.8	58.86	-15.14	74	43.23	32.38	12.98	29.73	101	60	P	H
		5350.8	50.24	-3.76	54	34.61	32.38	12.98	29.73	101	60	A	H
		5064.26	55.05	-18.95	74	38.63	32.72	13.41	29.71	105	99	P	V
		5083.3	45	-9	54	28.65	32.7	13.36	29.71	105	99	A	V
	*	5310	104.76	-	-	89.05	32.43	13.01	29.73	105	99	P	V
	*	5310	96.67	-	-	80.96	32.43	13.01	29.73	105	99	A	V
		5350.32	56.41	-17.59	74	40.78	32.38	12.98	29.73	105	99	P	V
		5350.32	47.6	-6.4	54	31.97	32.38	12.98	29.73	105	99	A	V
Remark	1. No other spurious found. 2. All results are PASS against Peak and Average limit line.												

Band 2 5250~5350MHz

WIFI 802.11ac VHT80 (Band Edge @ 3m)

WIFI Ant. 0+1	Note	Frequency (MHz)	Level (dBμV/m)	Over Limit (dB)	Limit Line (dBμV/m)	Read Level (dBμV)	Antenna Factor (dB/m)	Path Loss (dB)	Preamp Factor (dB)	Ant Pos (cm)	Table Pos (deg)	Peak Avg. (P/A)	Pol. (H/V)
802.11ac VHT80 CH 58 5290MHz		5114.92	55.99	-18.01	74	39.77	32.66	13.28	29.72	101	125	P	H
		5008.5	45.3	-8.7	54	28.68	32.79	13.54	29.71	101	125	A	H
	*	5290	102.98	-	-	87.24	32.45	13.02	29.73	101	125	P	H
	*	5290	95.55	-	-	79.81	32.45	13.02	29.73	101	125	A	H
		5351.76	59.74	-14.26	74	44.11	32.38	12.98	29.73	101	125	P	H
		5352.96	51.17	-2.83	54	35.54	32.38	12.98	29.73	101	125	A	H
		5079.22	54.75	-19.25	74	38.39	32.7	13.37	29.71	100	97	P	V
		5082.62	45	-9	54	28.65	32.7	13.36	29.71	100	97	A	V
	*	5290	100.17	-	-	84.43	32.45	13.02	29.73	100	97	P	V
	*	5290	92.91	-	-	77.17	32.45	13.02	29.73	100	97	A	V
		5352.96	57.51	-16.49	74	41.88	32.38	12.98	29.73	100	97	P	V
		5352.72	49.41	-4.59	54	33.78	32.38	12.98	29.73	100	97	A	V

Remark

1. No other spurious found.
2. All results are PASS against Peak and Average limit line.

Band 3 - 5470~5725MHz

WIFI 802.11a (Band Edge @ 3m)

WIFI Ant.	Note	Frequency	Level	Over Limit	Limit Line	Read Level	Antenna Factor	Path Loss	Preamp Factor	Ant Pos	Table Pos	Peak Avg.	Pol.
0+1		(MHz)	(dBμV/m)	(dB)	(dBμV/m)	(dBμV)	(dB/m)	(dB)	(dB)	(cm)	(deg)	(P/A)	(H/V)
802.11a CH 100 5500MHz		5457.68	55.82	-18.18	74	40.16	32.25	13.15	29.74	101	62	P	H
		5466.8	56.15	-12.05	68.2	40.46	32.24	13.19	29.74	101	62	P	H
		5453.04	46.03	-7.97	54	30.37	32.26	13.14	29.74	101	62	A	H
	*	5500	112.55	-	-	96.78	32.2	13.31	29.74	101	62	P	H
	*	5500	104.98	-	-	89.21	32.2	13.31	29.74	101	62	A	H
													H
		5383.6	54.71	-19.29	74	39.14	32.34	12.96	29.73	100	102	P	V
		5469.68	54.58	-13.62	68.2	38.88	32.24	13.2	29.74	100	102	P	V
		5452.72	44.73	-9.27	54	29.07	32.26	13.14	29.74	100	102	A	V
	*	5500	108.98	-	-	93.21	32.2	13.31	29.74	100	102	P	V
	*	5500	101.43	-	-	85.66	32.2	13.31	29.74	100	102	A	V
													V
802.11a CH 116 5580MHz		5442.16	54.29	-19.71	74	38.66	32.27	13.1	29.74	101	63	P	H
		5459.92	53.31	-20.69	74	37.64	32.25	13.16	29.74	101	63	P	H
		5452.72	44.94	-9.06	54	29.28	32.26	13.14	29.74	101	63	A	H
	*	5580	112.14	-	-	95.95	32.38	13.59	29.78	101	63	P	H
	*	5580	104.7	-	-	88.51	32.38	13.59	29.78	101	63	A	H
		5740.745	55.84	-12.36	68.2	38.93	32.73	14.04	29.86	101	63	P	H
		5411.44	54.32	-19.68	74	38.75	32.31	12.99	29.73	101	87	P	V
		5462.32	53.89	-14.31	68.2	38.21	32.25	13.17	29.74	101	87	P	V
		5452.72	43.56	-10.44	54	27.9	32.26	13.14	29.74	101	87	A	V
	*	5580	107.92	-	-	91.73	32.38	13.59	29.78	101	87	P	V
	*	5580	100.47	-	-	84.28	32.38	13.59	29.78	101	87	A	V
		5764.685	55.76	-12.44	68.2	38.75	32.78	14.1	29.87	101	87	P	V

802.11a CH 140 5700MHz	*	5700	111.06	-	-	94.33	32.64	13.93	29.84	101	63	P	H
	*	5700	103.72	-	-	86.99	32.64	13.93	29.84	101	63	A	H
		5726.68	58.21	-9.99	68.2	41.36	32.7	14	29.85	101	63	P	H
													H
													H
													H
	*	5700	108.55	-	-	91.82	32.64	13.93	29.84	105	101	P	V
	*	5700	101.16	-	-	84.43	32.64	13.93	29.84	105	101	A	V
		5732.92	57.16	-11.04	68.2	40.28	32.71	14.02	29.85	105	101	P	V
													V
													V
													V
Remark	1. No other spurious found. 2. All results are PASS against Peak and Average limit line.												

Band 3 - 5470~5725MHz

WIFI 802.11a (Harmonic @ 3m)

WIFI Ant. 0+1	Note	Frequency (MHz)	Level (dBμV/m)	Over Limit (dB)	Limit Line (dBμV/m)	Read Level (dBμV)	Antenna Factor (dB/m)	Path Loss (dB)	Preamp Factor (dB)	Ant Pos (cm)	Table Pos (deg)	Peak Avg. (P/A)	Pol. (H/V)
802.11a CH 100 5500MHz		11000	45.6	-28.4	74	49.21	40.1	17.99	61.7	100	0	P	H
		16500	46.34	-21.86	68.2	43.66	40.1	22.28	59.7	100	0	P	H
													H
													H
		11000	45.98	-28.02	74	49.59	40.1	17.99	61.7	100	0	P	V
		16500	46.62	-21.58	68.2	43.94	40.1	22.28	59.7	100	0	P	V
													V
													V
802.11a CH 116 5580MHz		11160	47.78	-26.22	74	51.55	39.97	18.12	61.86	100	0	P	H
		16740	48.32	-19.88	68.2	44.41	40.96	22.6	59.65	100	0	P	H
													H
													H
		11160	45.68	-28.32	74	49.45	39.97	18.12	61.86	100	0	P	V
		16740	47.4	-20.8	68.2	43.49	40.96	22.6	59.65	100	0	P	V
													V
													V
802.11a CH 140 5700MHz		11400	45.47	-28.53	74	49.49	39.78	18.3	62.1	100	0	P	H
		17100	48.52	-19.68	68.2	42.39	42.42	23.09	59.38	100	0	P	H
													H
													H
		11400	45.66	-28.34	74	49.68	39.78	18.3	62.1	100	0	P	V
		17100	47.94	-20.26	68.2	41.81	42.42	23.09	59.38	100	0	P	V
													V
													V
Remark	1. No other spurious found. 2. All results are PASS against Peak and Average limit line.												

Band 3 - 5470~5725MHz

WIFI 802.11n HT20 (Band Edge @ 3m)

WIFI Ant.	Note	Frequency	Level	Over Limit	Limit Line	Read Level	Antenna Factor	Path Loss	Preamp Factor	Ant Pos	Table Pos	Peak Avg.	Pol.
0+1		(MHz)	(dBμV/m)	(dB)	(dBμV/m)	(dBμV)	(dB/m)	(dB)	(dB)	(cm)	(deg)	(P/A)	(H/V)
802.11n HT20 CH 100 5500MHz		5456.4	55.54	-18.46	74	39.88	32.25	13.15	29.74	101	62	P	H
		5461.52	55.96	-12.24	68.2	40.28	32.25	13.17	29.74	101	62	P	H
		5452.88	46.11	-7.89	54	30.45	32.26	13.14	29.74	101	62	A	H
	*	5500	112.03	-	-	96.26	32.2	13.31	29.74	101	62	P	H
	*	5500	104.18	-	-	88.41	32.2	13.31	29.74	101	62	A	H
													H
		5435.12	53.8	-20.2	74	38.19	32.28	13.07	29.74	101	98	P	V
		5462.64	54.06	-14.14	68.2	38.39	32.24	13.17	29.74	101	98	P	V
		5452.88	44.83	-9.17	54	29.17	32.26	13.14	29.74	101	98	A	V
	*	5500	107.87	-	-	92.1	32.2	13.31	29.74	101	98	P	V
	*	5500	100.25	-	-	84.48	32.2	13.31	29.74	101	98	A	V
													V
802.11n HT20 CH 116 5580MHz		5360.08	54.92	-19.08	74	39.3	32.37	12.98	29.73	101	63	P	H
		5460.88	53.76	-14.44	68.2	38.08	32.25	13.17	29.74	101	63	P	H
		5452.72	44.84	-9.16	54	29.18	32.26	13.14	29.74	101	63	A	H
	*	5580	111.6	-	-	95.41	32.38	13.59	29.78	101	63	P	H
	*	5580	103.93	-	-	87.74	32.38	13.59	29.78	101	63	A	H
		5732.24	55.36	-12.84	68.2	38.48	32.71	14.02	29.85	101	63	P	H
		5457.52	53.97	-20.03	74	38.31	32.25	13.15	29.74	100	98	P	V
		5465.92	53.32	-14.88	68.2	37.64	32.24	13.18	29.74	100	98	P	V
		5452.72	43.78	-10.22	54	28.12	32.26	13.14	29.74	100	98	A	V
	*	5580	108.23	-	-	92.04	32.38	13.59	29.78	100	98	P	V
	*	5580	100.85	-	-	84.66	32.38	13.59	29.78	100	98	A	V
		5753.345	55.94	-12.26	68.2	38.97	32.76	14.07	29.86	100	98	P	V

	*	5700	110.3	-	-	93.57	32.64	13.93	29.84	101	62	P	H
	*	5700	101.85	-	-	85.12	32.64	13.93	29.84	101	62	A	H
		5728.36	57.7	-10.5	68.2	40.84	32.7	14.01	29.85	101	62	P	H
													H
802.11n													H
HT20													H
CH 140	*	5700	108.1	-	-	91.37	32.64	13.93	29.84	108	101	P	V
5700MHz	*	5700	100.57	-	-	83.84	32.64	13.93	29.84	108	101	A	V
		5727.24	56.61	-11.59	68.2	39.76	32.7	14	29.85	108	101	P	V
													V
													V
													V
Remark	1. No other spurious found. 2. All results are PASS against Peak and Average limit line.												

Band 3 - 5470~5725MHz

WIFI 802.11n HT40 (Band Edge @ 3m)

WIFI Ant.	Note	Frequency	Level	Over Limit	Limit Line	Read Level	Antenna Factor	Path Loss	Preamp Factor	Ant Pos	Table Pos	Peak Avg.	Pol.
0+1		(MHz)	(dBμV/m)	(dB)	(dBμV/m)	(dBμV)	(dB/m)	(dB)	(dB)	(cm)	(deg)	(P/A)	(H/V)
802.11n HT40 CH 102 5510MHz		5450.08	56.05	-17.95	74	40.4	32.26	13.13	29.74	100	66	P	H
		5468.32	60.12	-8.08	68.2	44.43	32.24	13.19	29.74	100	66	P	H
		5459.92	48.43	-5.57	54	32.76	32.25	13.16	29.74	100	66	A	H
	*	5510	110.01	-	-	94.19	32.22	13.34	29.74	100	66	P	H
	*	5510	101.96	-	-	86.14	32.22	13.34	29.74	100	66	A	H
		5738.54	56.42	-11.78	68.2	39.52	32.72	14.03	29.85	100	66	P	H
		5440.72	54.55	-19.45	74	38.93	32.27	13.09	29.74	148	349	P	V
		5469.76	54.66	-13.54	68.2	38.96	32.24	13.2	29.74	148	349	P	V
		5459.68	46.16	-7.84	54	30.49	32.25	13.16	29.74	148	349	A	V
	*	5510	107.17	-	-	91.35	32.22	13.34	29.74	148	349	P	V
	*	5510	99.21	-	-	83.39	32.22	13.34	29.74	148	349	A	V
		5732.87	53.91	-14.29	68.2	37.03	32.71	14.02	29.85	148	349	P	V
802.11n HT40 CH 110 5550MHz		5447.68	54.96	-19.04	74	39.32	32.26	13.12	29.74	102	62	P	H
		5470	56.48	-11.72	68.2	40.78	32.24	13.2	29.74	102	62	P	H
		5452.72	46.6	-7.4	54	30.94	32.26	13.14	29.74	102	62	A	H
	*	5550	109.48	-	-	93.45	32.31	13.48	29.76	102	62	P	H
	*	5550	102.01	-	-	85.98	32.31	13.48	29.76	102	62	A	H
		5749.88	54.38	-13.82	68.2	37.43	32.75	14.06	29.86	102	62	P	H
		5356.24	54.86	-19.14	74	39.24	32.37	12.98	29.73	159	349	P	V
		5463.28	52.74	-15.46	68.2	37.07	32.24	13.17	29.74	159	349	P	V
		5444.56	45.09	-8.91	54	29.45	32.27	13.11	29.74	159	349	A	V
	*	5550	106.59	-	-	90.56	32.31	13.48	29.76	159	349	P	V
	*	5550	98.91	-	-	82.88	32.31	13.48	29.76	159	349	A	V
		5740.115	55.84	-12.36	68.2	38.93	32.73	14.04	29.86	159	349	P	V

802.11n HT40 CH 134 5670MHz		5446.25	54.54	-19.46	74	38.91	32.26	13.11	29.74	101	66	P	H
		5465.85	52.69	-15.51	68.2	37.01	32.24	13.18	29.74	101	66	P	H
		5447.3	47.73	-6.27	54	32.09	32.26	13.12	29.74	101	66	A	H
	*	5670	108.12	-	-	91.52	32.57	13.85	29.82	101	66	P	H
	*	5670	100.44	-	-	83.84	32.57	13.85	29.82	101	66	A	H
		5727.2	56.73	-11.47	68.2	39.88	32.7	14	29.85	101	66	P	H
		5444.85	53.88	-20.12	74	38.24	32.27	13.11	29.74	154	360	P	V
		5460.25	52.39	-15.81	68.2	36.72	32.25	13.16	29.74	154	360	P	V
		5443.45	44.42	-9.58	54	28.79	32.27	13.1	29.74	154	360	A	V
	*	5670	104.02	-	-	87.42	32.57	13.85	29.82	154	360	P	V
	*	5670	96.18	-	-	79.58	32.57	13.85	29.82	154	360	A	V
		5764.65	55.47	-12.73	68.2	38.46	32.78	14.1	29.87	154	360	P	V
Remark	1. No other spurious found. 2. All results are PASS against Peak and Average limit line.												

Band 3 - 5470~5725MHz

WIFI 802.11ac VHT80 (Band Edge @ 3m)

WIFI Ant.	Note	Frequency	Level	Over Limit	Limit Line	Read Level	Antenna Factor	Path Loss	Preamp Factor	Ant Pos	Table Pos	Peak Avg.	Pol.
0+1		(MHz)	(dBμV/m)	(dB)	(dBμV/m)	(dBμV)	(dB/m)	(dB)	(dB)	(cm)	(deg)	(P/A)	(H/V)
802.11ac VHT80 CH 106 5530MHz		5455.84	58.96	-15.04	74	43.3	32.25	13.15	29.74	100	65	P	H
		5467.84	60.67	-7.53	68.2	44.98	32.24	13.19	29.74	100	65	P	H
		5459.92	51.38	-2.62	54	35.71	32.25	13.16	29.74	100	65	A	H
	*	5530	105.62	-	-	89.69	32.27	13.41	29.75	100	65	P	H
	*	5530	98.06	-	-	82.13	32.27	13.41	29.75	100	65	A	H
		5737.595	55.47	-12.73	68.2	38.57	32.72	14.03	29.85	100	65	P	H
		5444.8	56.12	-17.88	74	40.48	32.27	13.11	29.74	173	351	P	V
		5463.76	56.85	-11.35	68.2	41.17	32.24	13.18	29.74	173	351	P	V
		5458.72	47.5	-6.5	54	31.83	32.25	13.16	29.74	173	351	A	V
	*	5530	102.95	-	-	87.02	32.27	13.41	29.75	173	351	P	V
	*	5530	95.3	-	-	79.37	32.27	13.41	29.75	173	351	A	V
		5752.715	54.13	-14.07	68.2	37.16	32.76	14.07	29.86	173	351	P	V
Remark	1. No other spurious found. 2. All results are PASS against Peak and Average limit line.												

Emission below 1GHz

WIFI 802.11ac VHT80 (LF @ 3m)

WIFI Ant. 0+1	Note	Frequency (MHz)	Level (dBμV/m)	Over Limit (dB)	Limit Line (dBμV/m)	Read Level (dBμV)	Antenna Factor (dB/m)	Path Loss (dB)	Preamp Factor (dB)	Ant Pos (cm)	Table Pos (deg)	Peak Avg. (P/A)	Pol. (H/V)
802.11ac VHT80 LF		98.87	33.42	-10.08	43.5	49.04	15.7	1.05	32.37	100	0	P	H
		161.92	28.01	-15.49	43.5	42.45	16.36	1.56	32.36	-	-	P	H
		285.11	26.37	-19.63	46	37.45	18.91	2.43	32.42	-	-	P	H
		620.73	27.4	-18.6	46	30.13	25.99	3.93	32.65	-	-	P	H
		772.05	30.55	-15.45	46	30.31	28.21	4.44	32.41	-	-	P	H
		974.78	34.68	-19.32	54	29.81	30.89	5.11	31.13	-	-	P	H
													H
													H
													H
													H
													H
													H
		99.84	30.36	-13.14	43.5	45.85	15.82	1.06	32.37	100	0	P	V
		174.53	26.41	-17.09	43.5	41.85	15.31	1.61	32.36	-	-	P	V
		415.09	24.34	-21.66	46	31.21	22.44	3.2	32.51	-	-	P	V
		666.32	27.99	-18.01	46	30.1	26.38	4.09	32.58	-	-	P	V
		838.01	31.97	-14.03	46	30.66	28.87	4.58	32.14	-	-	P	V
		968.96	34.69	-19.31	54	29.95	30.94	4.98	31.18	-	-	P	V
													V
													V
													V
													V
													V
													V
Remark	1. No other spurious found. 2. All results are PASS against limit line.												

Note symbol

*	**Fundamental Frequency** which can be ignored. However, the level of any unwanted emissions shall not exceed the level of the fundamental frequency.
!	Test result is **over limit** line.
P/A	**P**eak or **A**verage
H/V	**H**orizontal or **V**ertical

A calculation example for radiated spurious emission is shown as below:

WIFI	Note	Frequency	Level	Over	Limit	Read	Antenna	Path	Preamp	Ant	Table	Peak	Pol.
Ant.				Limit	Line	Level	Factor	Loss	Factor	Pos	Pos	Avg.	
1+2		(MHz)	(dBμV/m)	(dB)	(dBμV/m)	(dBμV)	(dB/m)	(dB)	(dB)	(cm)	(deg)	(P/A)	(H/V)
802.11b CH 01 2412MHz		2390	55.45	-18.55	74	54.51	32.22	4.58	35.86	103	308	P	H
		2390	43.54	-10.46	54	42.6	32.22	4.58	35.86	103	308	A	H

1. Path Loss(dB) = Cable loss(dB) + Filter loss(dB) + Attenuator loss(dB)
2. Level(dBμV/m) = Antenna Factor(dB/m) + Path Loss(dB) + Read Level(dBμV) - Preamp Factor(dB)
3. Over Limit(dB) = Level(dBμV/m) – Limit Line(dBμV/m)

For Peak Limit @ 2390MHz:

1. Level(dBμV/m)

= Antenna Factor(dB/m) + Path Loss(dB) + Read Level(dBμV) - Preamp Factor(dB)

= 32.22(dB/m) + 4.58(dB) + 54.51(dBμV) – 35.86 (dB)

= 55.45 (dBμV/m)

2. Over Limit(dB)

= Level(dBμV/m) – Limit Line(dBμV/m)

= 55.45(dBμV/m) – 74(dBμV/m)

= -18.55(dB)

For Average Limit @ 2390MHz:

1. Level(dBμV/m)

= Antenna Factor(dB/m) + Path Loss(dB) + Read Level(dBμV) - Preamp Factor(dB)

= 32.22(dB/m) + 4.58(dB) + 42.6(dBμV) – 35.86 (dB)

= 43.54 (dBμV/m)

2. Over Limit(dB) = Level(dBμV/m) – Limit Line(dBμV/m)

= 43.54(dBμV/m) – 54(dBμV/m)

= -10.46(dB)

Both peak and average measured complies with the limit line, so test result is “PASS”.

Appendix D. Radiated Spurious Emission Plots

Test Engineer :	Jacky Hung, Austin Li, and CR Liao	**Temperature :**	20~25℃
		Relative Humidity :	50~60%

Note symbol

-L	**Low channel location**
-R	**High channel location**

<Calling Mode>

Band 1 - 5150~5250MHz

WIFI 802.11a (Band Edge @ 3m)

WIFI	Band 1 5150~5250MHz Band Edge @ 3m	
ANT	802.11a CH36 5180MHz	
0	Horizontal	Fundamental
Peak	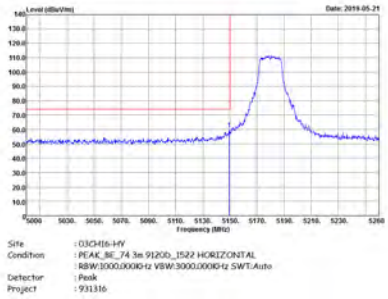	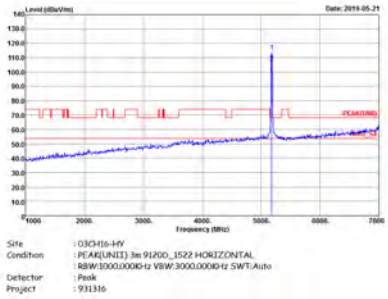
Avg.	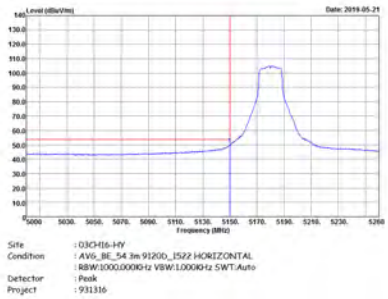	Left blank

WIFI	Band 1 5150~5250MHz Band Edge @ 3m	
ANT	802.11a CH36 5180MHz	
0	Vertical	Fundamental
Peak	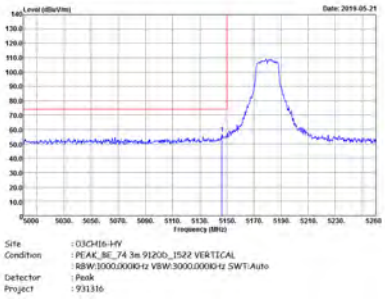	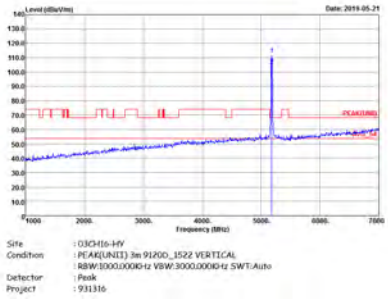
Avg.	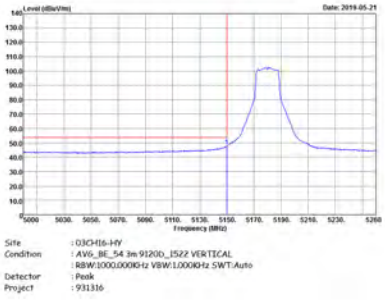	Left blank

WIFI	Band 1 5150~5250MHz Band Edge @ 3m	
ANT	802.11a CH44 5220MHz - L	
0	Horizontal	Fundamental
Peak	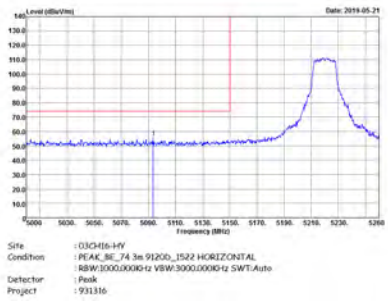	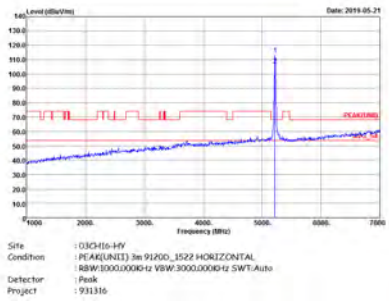
Avg.	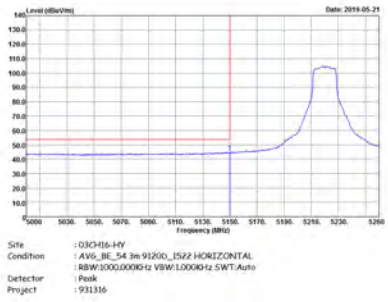	Left blank

WIFI	Band 1 5150~5250MHz Band Edge @ 3m	
ANT	802.11a CH44 5220MHz - R	
0	Horizontal	Fundamental
Peak	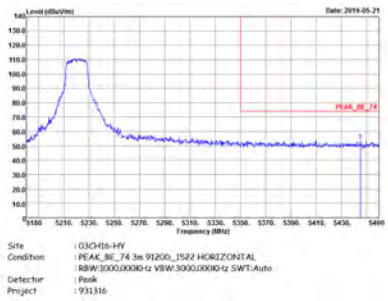	Left blank
Avg.	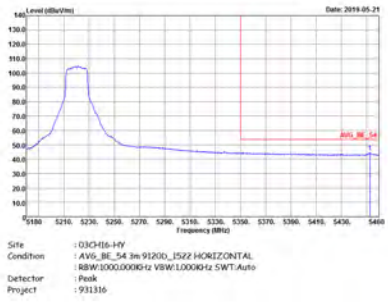	Left blank

WIFI	Band 1 5150~5250MHz Band Edge @ 3m	
ANT	802.11a CH44 5220MHz - L	
0	Vertical	Fundamental
Peak	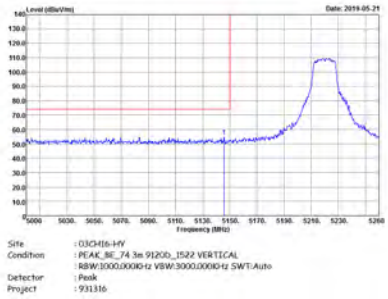	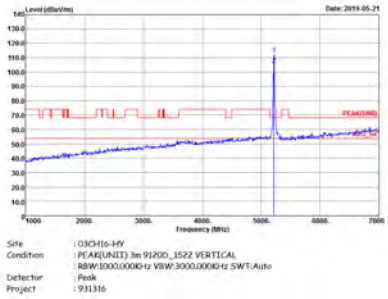
Avg.	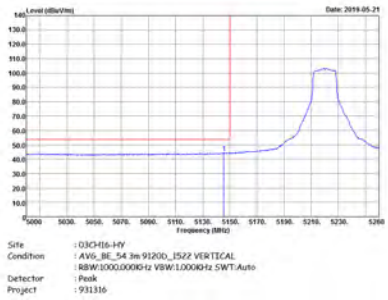	Left blank

WIFI	Band 1 5150~5250MHz Band Edge @ 3m	
ANT	802.11a CH44 5220MHz - R	
0	Vertical	Fundamental
Peak	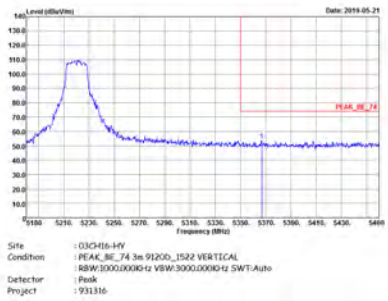	Left blank
Avg.	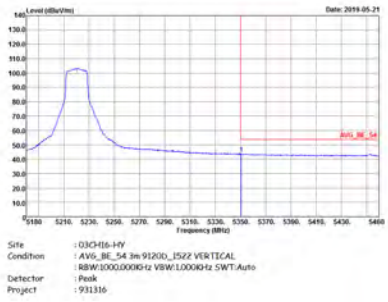	Left blank

WIFI	Band 1 5150~5250MHz Band Edge @ 3m	
ANT	802.11a CH48 5240MHz - L	
0	Horizontal	Fundamental
Peak	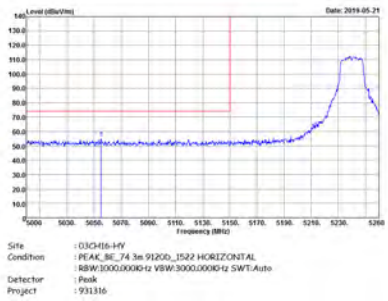	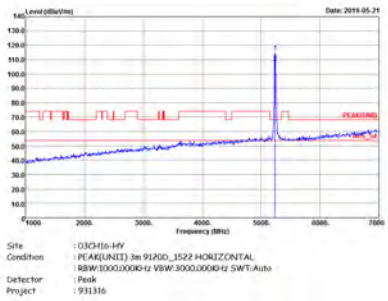
Avg.	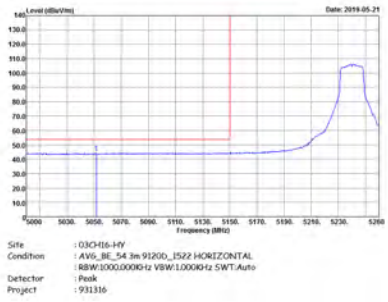	Left blank

WIFI	Band 1 5150~5250MHz Band Edge @ 3m	
ANT	802.11a CH48 5240MHz - R	
0	Horizontal	Fundamental
Peak	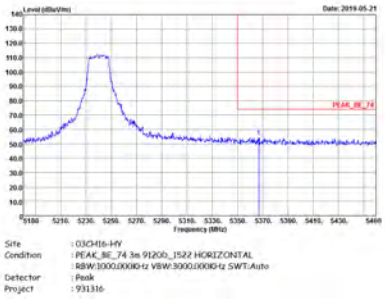	Left blank
Avg.	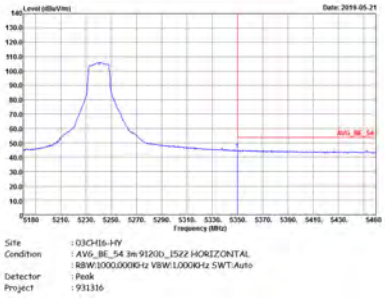	Left blank

WIFI	Band 1 5150~5250MHz Band Edge @ 3m	
ANT	802.11a CH48 5240MHz - L	
0	Vertical	Fundamental
Peak	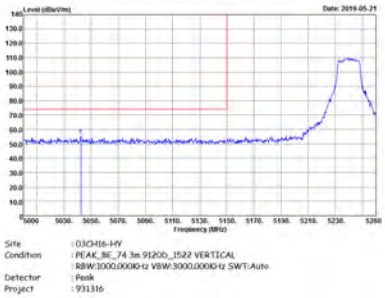	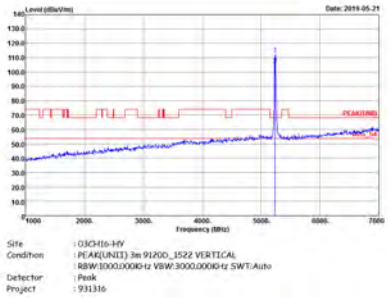
Avg.	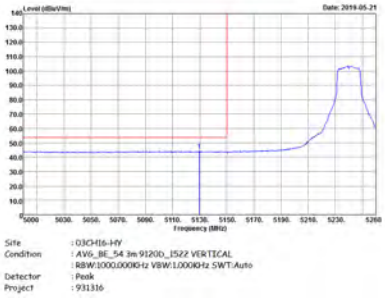	Left blank

WIFI	Band 1 5150~5250MHz Band Edge @ 3m	
ANT	802.11a CH48 5240MHz - R	
0	Vertical	Fundamental
Peak	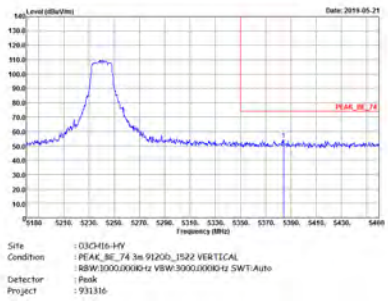	Left blank
Avg.	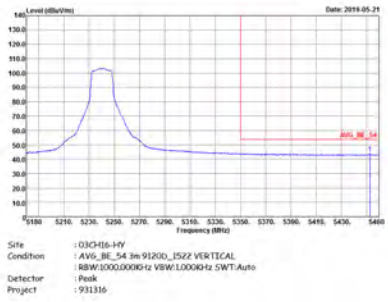	Left blank

Band 1 5150~5250MHz

WIFI 802.11n HT20 (Band Edge @ 3m)

WIFI	Band 1 5150~5250MHz Band Edge @ 3m	
ANT	802.11n HT20 CH36 5180MHz	
0	Horizontal	Fundamental
Peak	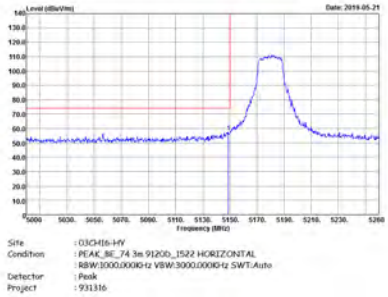	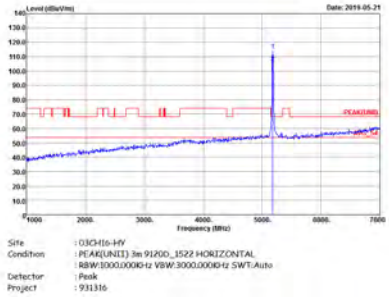
Avg.	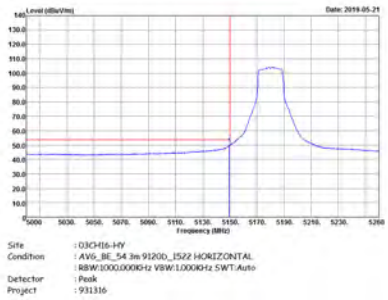	Left blank

WIFI	Band 1 5150~5250MHz Band Edge @ 3m	
ANT	802.11n HT20 CH36 5180MHz	
0	Vertical	Fundamental
Peak	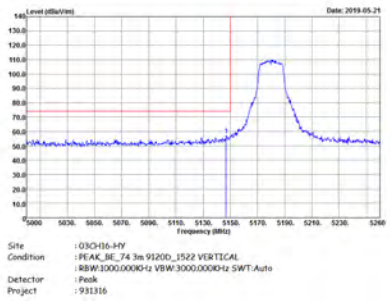	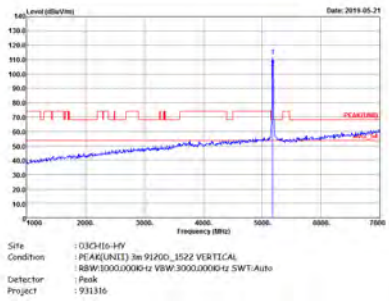
Avg.	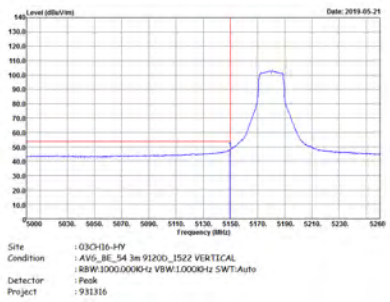	Left blank

WIFI	Band 1 5150~5250MHz Band Edge @ 3m	
ANT	802.11n HT20 CH44 5220MHz - L	
0	Horizontal	Fundamental
Peak	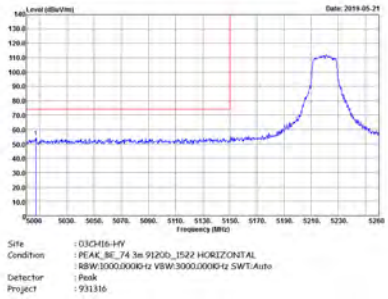	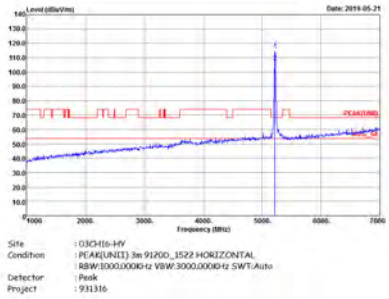
Avg.	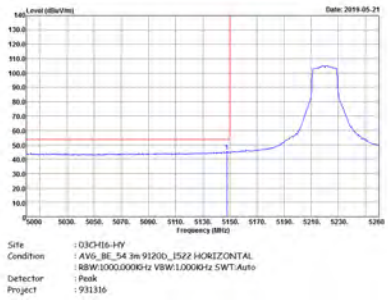	Left blank

WIFI	Band 1 5150~5250MHz Band Edge @ 3m	
ANT	802.11n HT20 CH44 5220MHz - R	
0	Horizontal	Fundamental
Peak	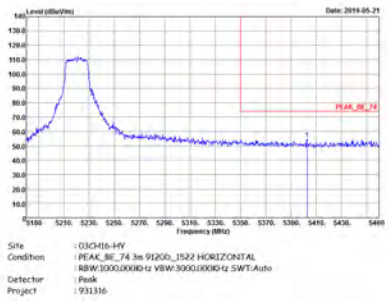	Left blank
Avg.	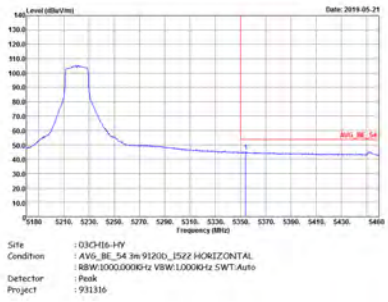	Left blank

WIFI	Band 1 5150~5250MHz Band Edge @ 3m	
ANT	802.11n HT20 CH44 5220MHz - L	
0	Vertical	Fundamental
Peak	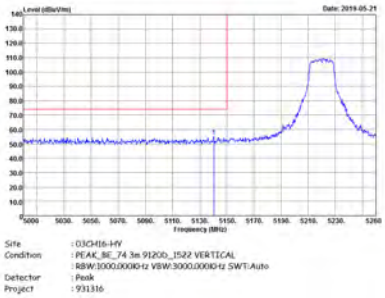	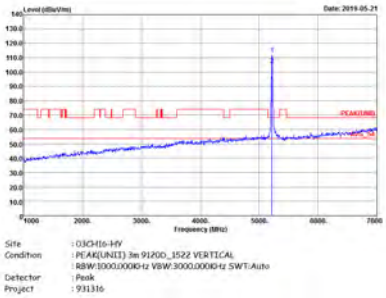
Avg.	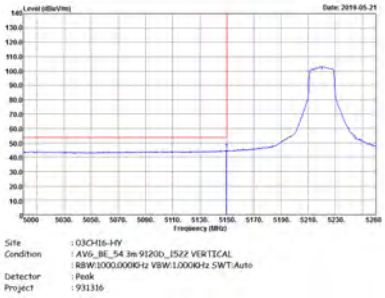	Left blank

WIFI	Band 1 5150~5250MHz Band Edge @ 3m	
ANT	802.11n HT20 CH44 5220MHz - R	
0	Vertical	Fundamental
Peak	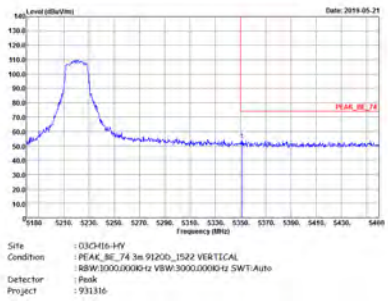	Left blank
Avg.	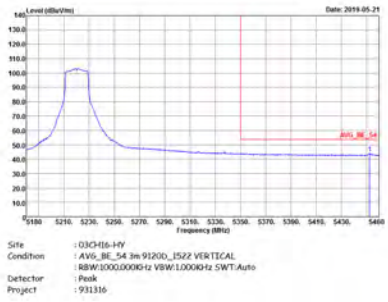	Left blank

WIFI	Band 1 5150~5250MHz Band Edge @ 3m	
ANT	802.11n HT20 CH48 5240MHz - L	
0	Horizontal	Fundamental
Peak	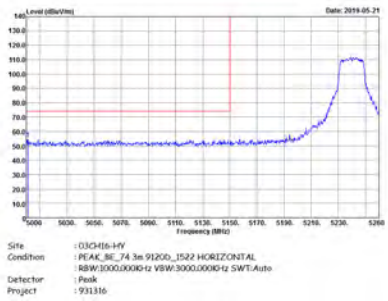	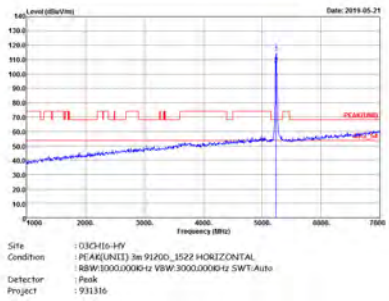
Avg.	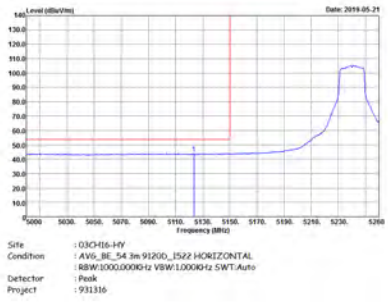	Left blank

WIFI	Band 1 5150~5250MHz Band Edge @ 3m	
ANT	802.11n HT20 CH48 5240MHz - R	
0	Horizontal	Fundamental
Peak	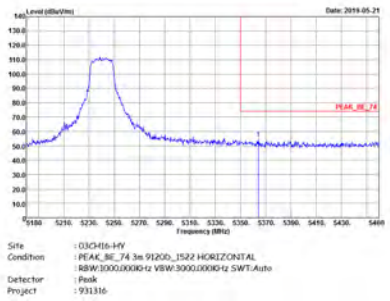	Left blank
Avg.	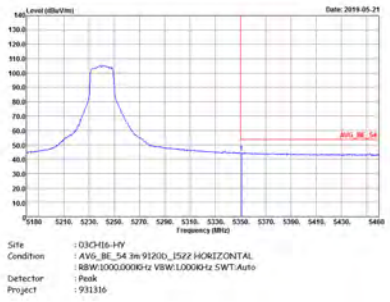	Left blank

WIFI	Band 1 5150~5250MHz Band Edge @ 3m	
ANT	802.11n HT20 CH48 5240MHz - L	
0	Vertical	Fundamental
Peak	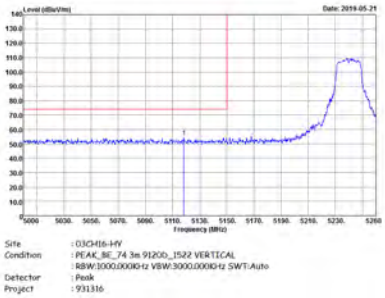	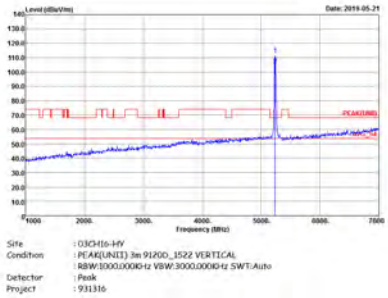
Avg.	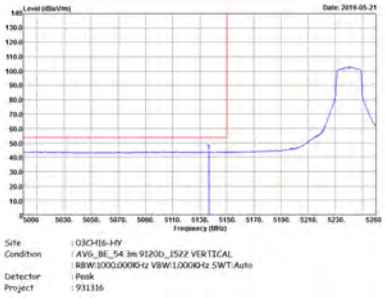	Left blank

WIFI	Band 1 5150~5250MHz Band Edge @ 3m	
ANT	802.11n HT20 CH48 5240MHz - R	
0	Vertical	Fundamental
Peak	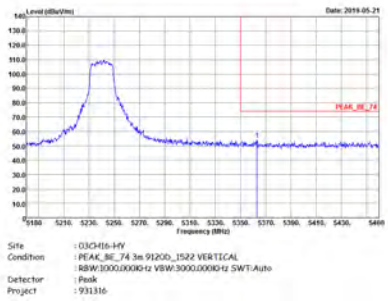	Left blank
Avg.	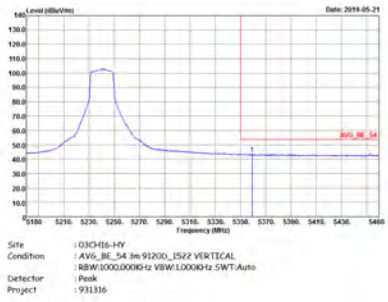	Left blank

Band 1 5150~5250MHz

WIFI 802.11n HT40 (Band Edge @ 3m)

WIFI	Band 1 5150~5250MHz Band Edge @ 3m	
ANT	802.11n HT40 CH38 5190MHz - L	
0	Horizontal	Fundamental
Peak	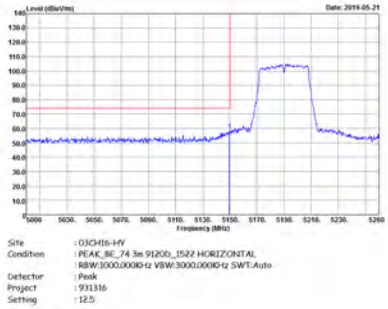	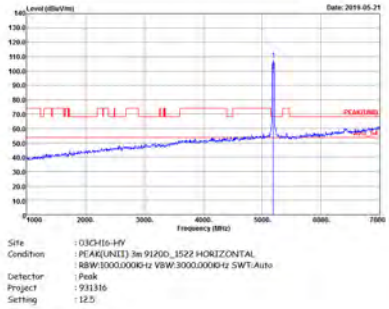
Avg.	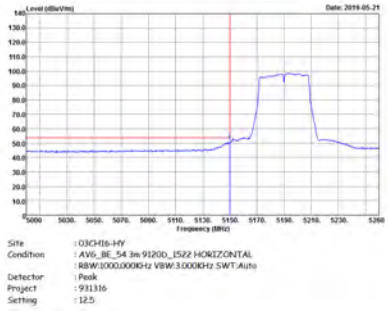	Left blank

WIFI	Band 1 5150~5250MHz Band Edge @ 3m	
ANT	802.11n HT40 CH38 5190MHz - R	
0	Horizontal	Fundamental
Peak	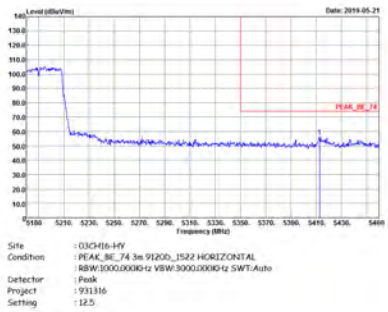	Left blank
Avg.	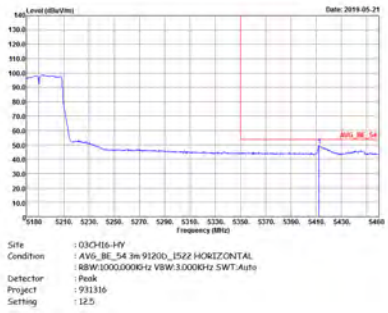	Left blank

WIFI	Band 1 5150~5250MHz Band Edge @ 3m	
ANT	802.11n HT40 CH38 5190MHz - L	
0	Vertical	Fundamental
Peak	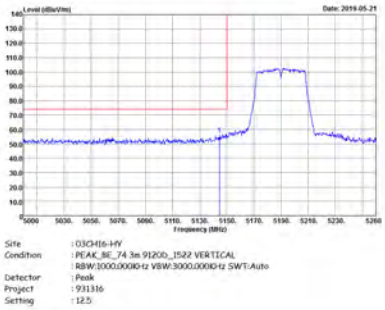	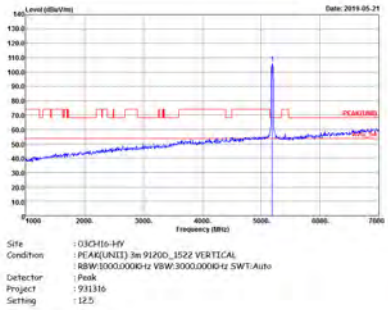
Avg.	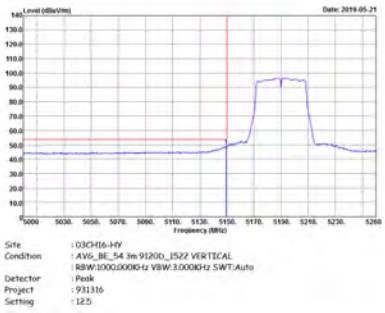	Left blank

WIFI	Band 1 5150~5250MHz Band Edge @ 3m	
ANT	802.11n HT40 CH38 5190MHz - R	
0	Vertical	Fundamental
Peak	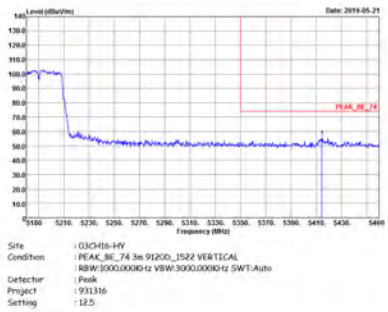	Left blank
Avg.	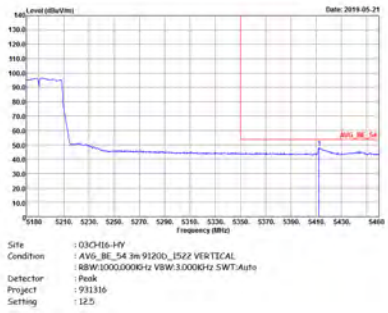	Left blank

WIFI	Band 1 5150~5250MHz Band Edge @ 3m	
ANT	802.11n HT40 CH46 5230MHz - L	
0	Horizontal	Fundamental
Peak	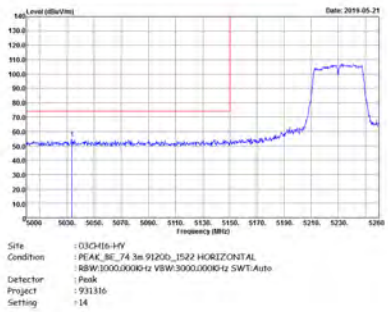	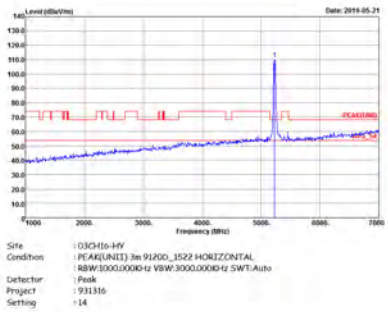
Avg.	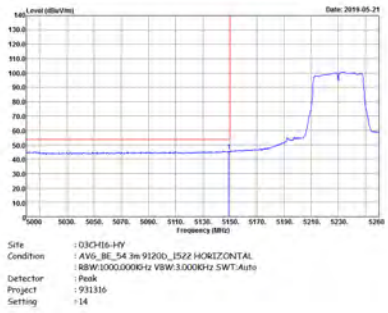	Left blank

WIFI	Band 1 5150~5250MHz Band Edge @ 3m	
ANT	802.11n HT40 CH46 5230MHz - R	
0	Horizontal	Fundamental
Peak	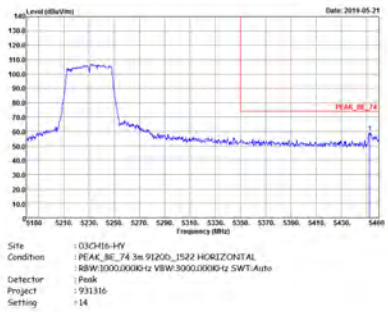	Left blank
Avg.	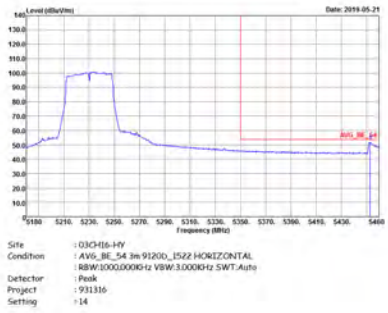	Left blank

WIFI	Band 1 5150~5250MHz Band Edge @ 3m	
ANT	802.11n HT40 CH46 5230MHz - L	
0	Vertical	Fundamental
Peak	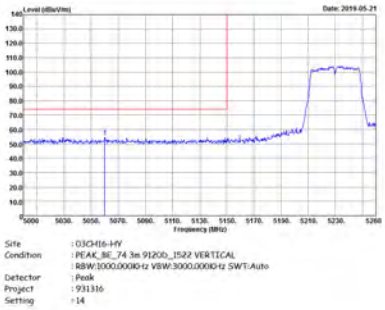	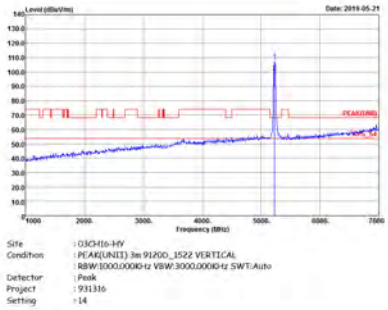
Avg.	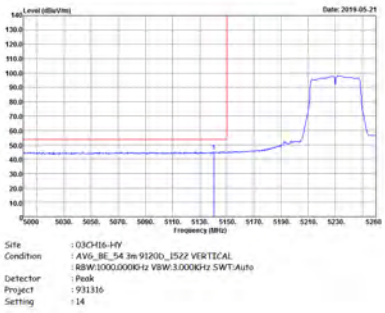	Left blank

WIFI	Band 1 5150~5250MHz Band Edge @ 3m	
ANT	802.11n HT40 CH46 5230MHz - R	
0	Vertical	Fundamental
Peak	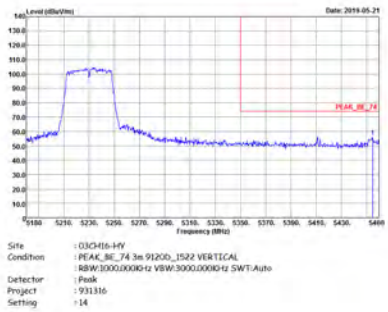	Left blank
Avg.	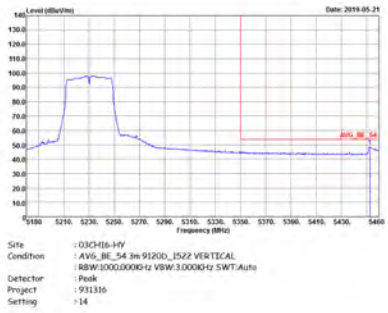	Left blank

Band 1 5150~5250MHz

WIFI 802.11ac VHT80 (Band Edge @ 3m)

WIFI	Band 1 5150~5250MHz Band Edge @ 3m	
ANT	802.11ac VHT80 CH42 5210MHz - L	
0	Horizontal	Fundamental
Peak	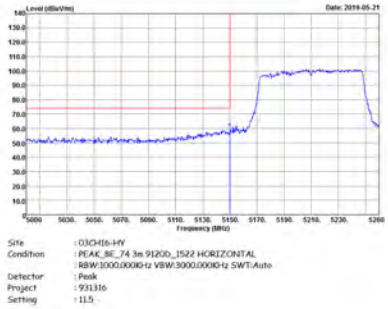	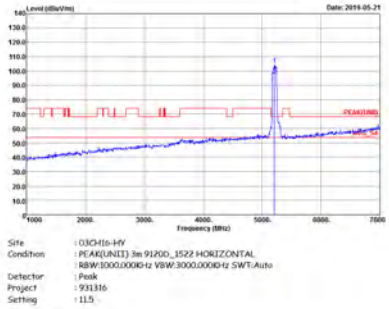
Avg.	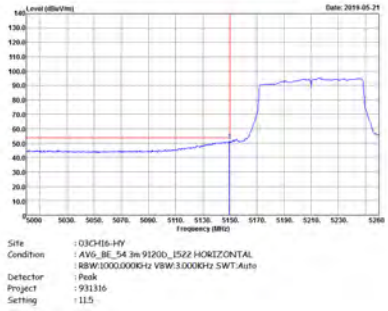	Left blank

WIFI	Band 1 5150~5250MHz Band Edge @ 3m	
ANT	802.11ac VHT80 CH42 5210MHz - R	
0	Horizontal	Fundamental
Peak	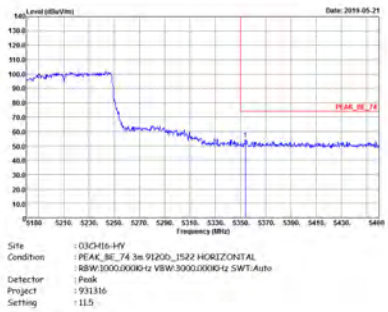	Left blank
Avg.	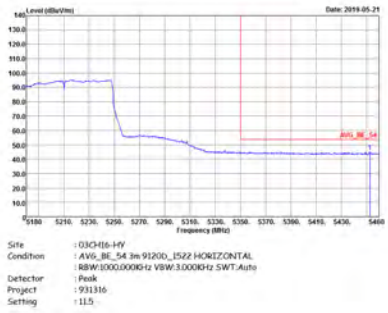	Left blank

WIFI	Band 1 5150~5250MHz Band Edge @ 3m	
ANT	802.11ac VHT80 CH42 5210MHz - L	
0	Vertical	Fundamental
Peak	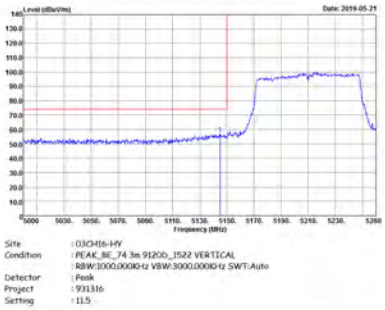	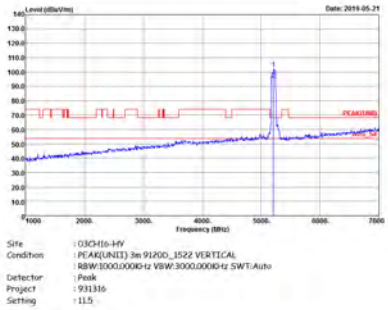
Avg.	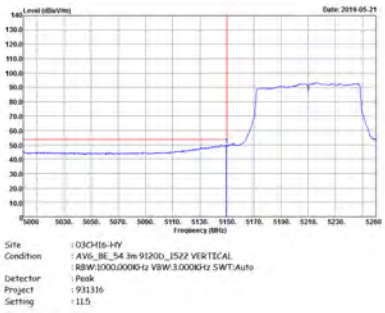	Left blank

WIFI	Band 1 5150~5250MHz Band Edge @ 3m	
ANT	802.11ac VHT80 CH42 5210MHz - R	
0	Vertical	Fundamental
Peak	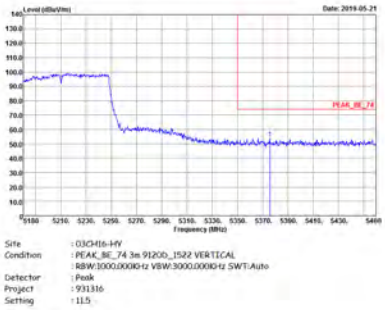	Left blank
Avg.	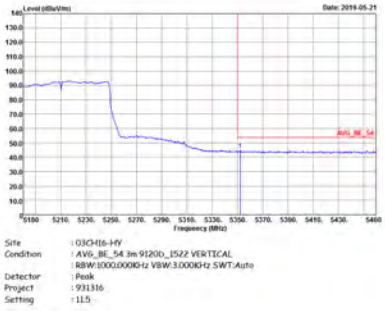	Left blank

Band 1 - 5150~5250MHz

WIFI 802.11a (Harmonic @ 3m)

WIFI	Band 1 5150~5250MHz Harmonic @ 3m	
ANT	802.11a CH36 5180MHz	
0	Horizontal	Vertical
Peak Avg.	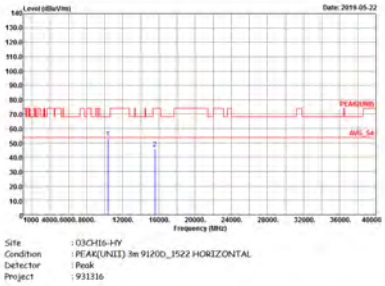	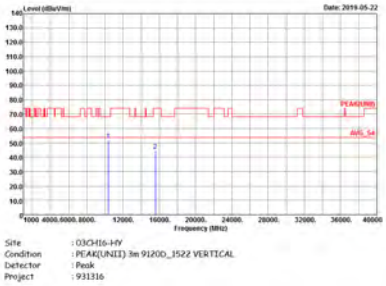

WIFI	Band 1 5150~5250MHz Harmonic @ 3m	
ANT	802.11a CH44 5220MHz	
0	Horizontal	Vertical
Peak Avg.	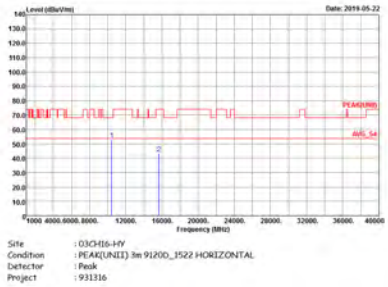	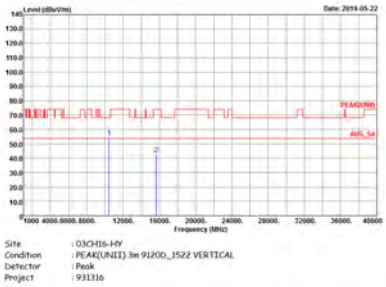

WIFI	Band 1 5150~5250MHz Harmonic @ 3m	
ANT	802.11a CH48 5240MHz	
0	Horizontal	Vertical
Peak Avg.	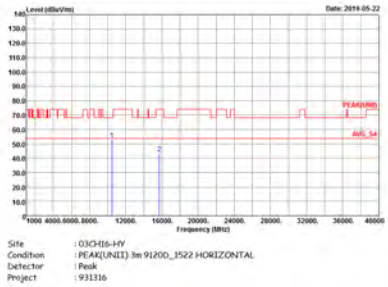	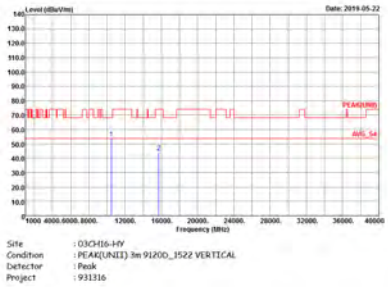

Band 1 5150~5250MHz

WIFI 802.11n HT20 (Harmonic @ 3m)

WIFI	Band 1 5150~5250MHz Harmonic @ 3m	
ANT	802.11n HT20 CH36 5180MHz	
0	Horizontal	Vertical
Peak Avg.	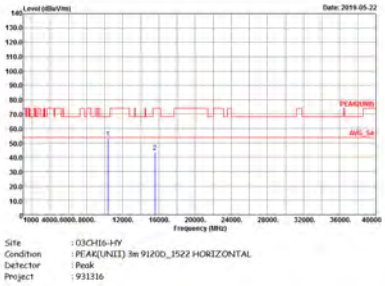	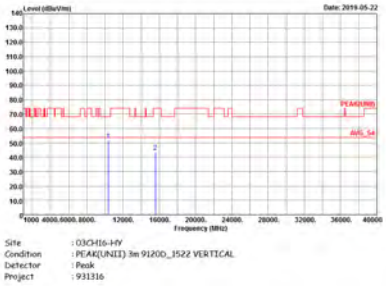

WIFI	Band 1 5150~5250MHz Harmonic @ 3m	
ANT	802.11n HT20 CH44 5220MHz	
0	Horizontal	Vertical
Peak Avg.	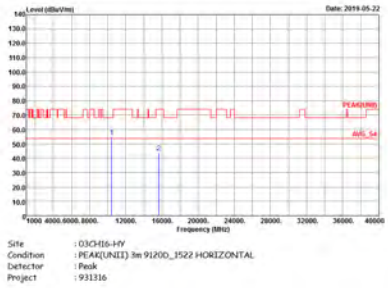	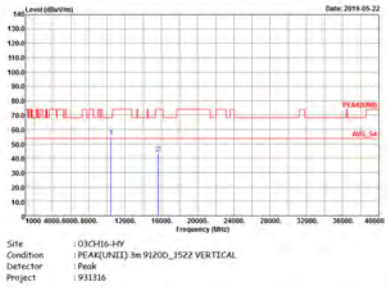

WIFI	Band 1 5150~5250MHz Harmonic @ 3m	
ANT	802.11n HT20 CH48 5240MHz	
0	Horizontal	Vertical
Peak Avg.	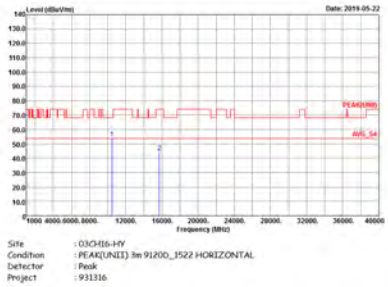	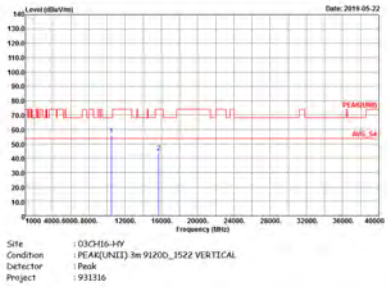

Band 1 5150~5250MHz

WIFI 802.11n HT40 (Harmonic @ 3m)
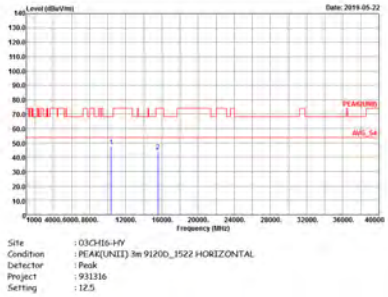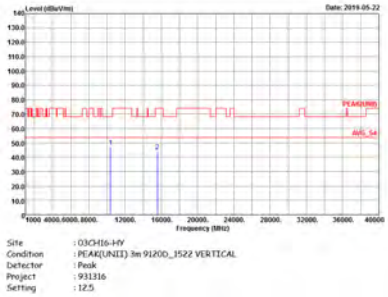
WIFI	Band 1 5150~5250MHz Harmonic @ 3m	
ANT	802.11n HT40 CH38 5190MHz	
0	Horizontal	Vertical
Peak Avg.