SAR TEST REPORT

The following samples were submitted and identified on behalf of the client as:

Equipment Under Test	ASUS Phone (Mobile Phone)
Marketing Name	ROG Phone 3
Brand Name	ASUS
Company Name	ASUSTeK COMPUTER INC.
Company Address	1F., No. 15, Lide Rd., Beitou Dist., Taipei City 112, Taiwan
Standards	IEEE/ANSI C95.1-1992, IEEE 1528-2013,
FCC ID	MSQI003D
Date of Receipt	May. 06, 2020
Date of Test(s)	Jun. 11, 2020 ~ Aug. 27, 2020
Date of Issue	Sep. 02, 2020

In the configuration tested, the EUT complied with the standards specified above.

Remarks:

This report details the results of the testing carried out on one sample, the results contained in this test report do not relate to other samples of the same product. The manufacturer should ensure that all products in series production are in conformity with the product sample detailed in this report.

This report may only be reproduced and distributed in full. If the product in this report is used in any configuration other than that detailed in the report, the manufacturer must ensure the new system complies with all relevant standards. Any mention of SGS Taiwan Ltd. Central RF Lab or testing done by SGS Taiwan Ltd. Central RF Lab in connection with distribution or use of the product described in this report must be approved by SGS Taiwan Ltd. Central RF Lab in writing.

Signed on behalf of SGS

Clerk / Ruby Ou	Supervisor / Afu Chen	Asst. Manager / John Yeh
Ruby Ou	afu Chen	John Yeh

Date: Sep. 02, 2020

Unless otherwise stated the results shown in this test report refer only to the sample(s) tested and such sample(s) are retained for 90 days only.
除非另有說明，此報告結果僅對測試之樣品負責，同時此樣品僅保留90天。本報告未經本公司書面許可，不可部份複製。
This document is issued by the Company subject to its General Conditions of Service printed overleaf, available on request or accessible at http://www.sgs.com.tw/Terms-and-Conditions and for electronic format documents, subject to Terms and Conditions for Electronic Documents at http://www.sgs.com.tw/Terms-and-Conditions. Attention is drawn to the limitation of liability, indemnification and jurisdiction issues defined therein. Any holder of this document is advised that information contained hereon reflects the Company's findings at the time of its intervention only and within the limits of Client's instructions, if any. The Company's sole responsibility is to its Client and this document does not exonerate parties to a transaction from exercising all their rights and obligations under the transaction documents. This document cannot be reproduced except in full, without prior written approval of the Company. Any unauthorized alteration, forgery or falsification of the content or appearance of this document is unlawful and offenders may be prosecuted to the fullest extent of the law.

Revision History

Report Number	Revision	Description	Issue Date
ES/2020/30005	Rev.00	Initial creation of document	Sep. 02, 2020

Unless otherwise stated the results shown in this test report refer only to the sample(s) tested and such sample(s) are retained for 90 days only.
除非另有說明，此報告結果僅對測試之樣品負責，同時此樣品僅保留90天。本報告未經本公司書面許可，不可部份複製。
This document is issued by the Company subject to its General Conditions of Service printed overleaf, available on request or accessible at http://www.sgs.com.tw/Terms-and-Conditions and for electronic format documents, subject to Terms and Conditions for Electronic Documents at http://www.sgs.com.tw/Terms-and-Conditions. Attention is drawn to the limitation of liability, indemnification and jurisdiction issues defined therein. Any holder of this document is advised that information contained hereon reflects the Company's findings at the time of its intervention only and within the limits of Client's instructions, if any. The Company's sole responsibility is to its Client and this document does not exonerate parties to a transaction from exercising all their rights and obligations under the transaction documents. This document cannot be reproduced except in full, without prior written approval of the Company. Any unauthorized alteration, forgery or falsification of the content or appearance of this document is unlawful and offenders may be prosecuted to the fullest extent of the law.

Contents

0. Guidance applied 5
1. General Information 6
1.1 Testing Laboratory 6
1.2 Details of Applicant 6
1.3 Description of EUT 7
Default power 15
2G 15
3G 19
4G 22
Intra-Band ULCA power table (Default power) 37
5G NR power table (Default power) 39
WLAN802.11 a/b/g/n/ac/ax (20M/40M/80M) conducted power table 45
Reduced power 60
2G 60
3G 67
4G 72
Intra-Band ULCA power table (Reduced power) 105
5G NR power table (Reduced power) 106
WLAN802.11 a/b/g/n/ac/ax (20M/40M/80M) conducted power table 111
1.3.1 LTE Downlink CA 116
1.4 Test Environment 125
1.5 Operation Description 125
1.6 Positioning Procedure 137
1.7 Evaluation Procedures 139
1.8 Probe Calibration Procedures 141
1.9 The SAR Measurement System 144
1.10 System Components 146
1.11 SAR System Verification 148
1.12 Tissue Simulant Fluid for the Frequency Band 152
1.13 Test Standards and Limits 154
2. Summary of Results 156
2.1 Decision rules 156
2.2 Summary of Results 156
2.3 Supplemental Head SAR results 273
2.4 Supplemental Body-worn SAR results 274
2.5 Supplemental Product specific 10-g SAR results 278
2.6 Reporting statements of conformity 281
3. Simultaneous Transmission Analysis 282
3.1 Estimated SAR calculation 283
3.2 SPLSR evaluation and analysis 283
4. Instruments List 357

Unless otherwise stated the results shown in this test report refer only to the sample(s) tested and such sample(s) are retained for 90 days only.
除非另有說明，此報告結果僅對測試之樣品負責，同時此樣品僅保留90天。本報告未經本公司書面許可，不可部份複製。
This document is issued by the Company subject to its General Conditions of Service printed overleaf, available on request or accessible at http://www.sgs.com.tw/Terms-and-Conditions and for electronic format documents, subject to Terms and Conditions for Electronic Documents at http://www.sgs.com.tw/Terms-and-Conditions. Attention is drawn to the limitation of liability, indemnification and jurisdiction issues defined therein. Any holder of this document is advised that information contained hereon reflects the Company's findings at the time of its intervention only and within the limits of Client's instructions, if any. The Company's sole responsibility is to its Client and this document does not exonerate parties to a transaction from exercising all their rights and obligations under the transaction documents. This document cannot be reproduced except in full, without prior written approval of the Company. Any unauthorized alteration, forgery or falsification of the content or appearance of this document is unlawful and offenders may be prosecuted to the fullest extent of the law.

5. Uncertainty Budget 359
Appendixes 361
ES202030005 SAR_Appendix A Photographs 361
ES202030005 SAR_Appendix B DAE & Probe Cal. Certificate 361
ES202030005 SAR_Appendix C Phantom Description & Dipole Cal. Certificate 361
ES202030005 SAR_Appendix D Detailed Test Results 361

Unless otherwise stated the results shown in this test report refer only to the sample(s) tested and such sample(s) are retained for 90 days only.
除非另有說明，此報告結果僅對測試之樣品負責，同時此樣品僅保留90天。本報告未經本公司書面許可，不可部份複製。
This document is issued by the Company subject to its General Conditions of Service printed overleaf, available on request or accessible at http://www.sgs.com.tw/Terms-and-Conditions and for electronic format documents, subject to Terms and Conditions for Electronic Documents at http://www.sgs.com.tw/Terms-and-Conditions. Attention is drawn to the limitation of liability, indemnification and jurisdiction issues defined therein. Any holder of this document is advised that information contained hereon reflects the Company's findings at the time of its intervention only and within the limits of Client's instructions, if any. The Company's sole responsibility is to its Client and this document does not exonerate parties to a transaction from exercising all their rights and obligations under the transaction documents. This document cannot be reproduced except in full, without prior written approval of the Company. Any unauthorized alteration, forgery or falsification of the content or appearance of this document is unlawful and offenders may be prosecuted to the fullest extent of the law.

0. Guidance applied

The SAR testing method and procedure for this device is in accordance with the following standards:
IEEE/ANSI C95.1-1992
IEEE 1528-2013
KDB447498D01v06
KDB865664D01v01r04
KDB865664D02v01r02
KDB648474D04v01r03
KDB941225D01v03r01
KDB941225D05v02r05
KDB941225D05Av01r02
KDB941225D06v02r01
KDB248227D01v02r02

Unless otherwise stated the results shown in this test report refer only to the sample(s) tested and such sample(s) are retained for 90 days only.
除非另有說明，此報告結果僅對測試之樣品負責，同時此樣品僅保留90天。本報告未經本公司書面許可，不可部份複製。
This document is issued by the Company subject to its General Conditions of Service printed overleaf, available on request or accessible at http://www.sgs.com.tw/Terms-and-Conditions and for electronic format documents, subject to Terms and Conditions for Electronic Documents at http://www.sgs.com.tw/Terms-and-Conditions. Attention is drawn to the limitation of liability, indemnification and jurisdiction issues defined therein. Any holder of this document is advised that information contained hereon reflects the Company's findings at the time of its intervention only and within the limits of Client's instructions, if any. The Company's sole responsibility is to its Client and this document does not exonerate parties to a transaction from exercising all their rights and obligations under the transaction documents. This document cannot be reproduced except in full, without prior written approval of the Company. Any unauthorized alteration, forgery or falsification of the content or appearance of this document is unlawful and offenders may be prosecuted to the fullest extent of the law.

1. General Information

1.1 Testing Laboratory

SGS Taiwan Ltd. Central RF Lab	
No.134, Wu Kung Road, New Taipei Industrial Park, Wuku District, New Taipei City, Taiwan	
Tel	+886-2-2299-3279
Fax	+886-2-2298-0488
Internet	http://www.tw.sgs.com/

1.2 Details of Applicant

Company Name	ASUSTeK COMPUTER INC.
Company Address	1F., No. 15, Lide Rd., Beitou Dist., Taipei City 112, Taiwan

Unless otherwise stated the results shown in this test report refer only to the sample(s) tested and such sample(s) are retained for 90 days only.
除非另有說明，此報告結果僅對測試之樣品負責，同時此樣品僅保留90天。本報告未經本公司書面許可，不可部份複製。
This document is issued by the Company subject to its General Conditions of Service printed overleaf, available on request or accessible at http://www.sgs.com.tw/Terms-and-Conditions and for electronic format documents, subject to Terms and Conditions for Electronic Documents at http://www.sgs.com.tw/Terms-and-Conditions. Attention is drawn to the limitation of liability, indemnification and jurisdiction issues defined therein. Any holder of this document is advised that information contained hereon reflects the Company's findings at the time of its intervention only and within the limits of Client's instructions, if any. The Company's sole responsibility is to its Client and this document does not exonerate parties to a transaction from exercising all their rights and obligations under the transaction documents. This document cannot be reproduced except in full, without prior written approval of the Company. Any unauthorized alteration, forgery or falsification of the content or appearance of this document is unlawful and offenders may be prosecuted to the fullest extent of the law.

1.3 Description of EUT

EUT Name	ASUS Phone (Mobile Phone)			
FCC ID	MSQI003D			
Brand Name	ASUS			
Marketing Name	ROG Phone 3			
Mode of Operation	☒GSM ☒GPRS ☒WCDMA ☒HSDPA ☒HSUPA ☒HSPA+ ☒DC-HSDPA ☒LTE FDD ☒LTE TDD ☒5GNR ☒WLAN802.11 a/b/g/n/ac/ax(20M/40M/80M) ☒Bluetooth			
Duty Cycle	GSM (DTM multi class B)	1/8.3		
	GPRS (support multi class 10 max)	1/4.1 (1Dn2UP) 1/8.3 (1Dn1UP)		
	EDGE (support multi class 10 max)	1/4.1 (1Dn2UP) 1/8.3 (1Dn1UP)		
	LTE FDD	1		
	LTE TDD	0.633		
	WCDMA	1		
	5G NR	1		
	WLAN802.11a/b/g/n/ac/ax (20M/40M/80M)	1		
	Bluetooth	1		
TX Frequency Range (MHz)	GSM850	824	–	849
	GSM1900	1850	–	1910
	WCDMA Band II	1850	–	1910
	WCDMA Band IV	1710	–	1755
	WCDMA Band V	824	–	849
	LTE FDD Band 2	1850	–	1910
	LTE FDD Band 4	1710	–	1755
	LTE FDD Band 5	824	–	849
	LTE FDD Band 7	2500	–	2570
	LTE FDD Band 12	699	–	716
	LTE FDD Band 13	777	–	787
	LTE FDD Band 17	704	–	716

Unless otherwise stated the results shown in this test report refer only to the sample(s) tested and such sample(s) are retained for 90 days only.
除非另有說明，此報告結果僅對測試之樣品負責，同時此樣品僅保留90天。本報告未經本公司書面許可，不可部份複製。
This document is issued by the Company subject to its General Conditions of Service printed overleaf, available on request or accessible at http://www.sgs.com.tw/Terms-and-Conditions and for electronic format documents, subject to Terms and Conditions for Electronic Documents at http://www.sgs.com.tw/Terms-and-Conditions. Attention is drawn to the limitation of liability, indemnification and jurisdiction issues defined therein. Any holder of this document is advised that information contained hereon reflects the Company's findings at the time of its intervention only and within the limits of Client's instructions, if any. The Company's sole responsibility is to its Client and this document does not exonerate parties to a transaction from exercising all their rights and obligations under the transaction documents. This document cannot be reproduced except in full, without prior written approval of the Company. Any unauthorized alteration, forgery or falsification of the content or appearance of this document is unlawful and offenders may be prosecuted to the fullest extent of the law.

TX Frequency Range (MHz)	LTE FDD Band 25	1850	–	1915
	LTE FDD Band 26	814	–	849
	LTE FDD Band 30	2305	–	2315
	LTE TDD Band 38	2570	–	2620
	LTE TDD Band 41	2496	–	2690
	LTE TDD Band 48	3550	–	3700
	LTE FDD Band 66	1710	–	1780
	LTE FDD Band 71	663	–	698
	n2	1850	–	1910
	n5	842	–	849
	n41	2496	–	2690
	n66	1710	–	1780
	n71	663	–	698
	WLAN802.11 b/g/n/ax(20M)	2412	–	2462
	WLAN802.11 n/ax(40M)	2422	–	2452
	WLAN802.11 a/n/ac/ax(20M) 5.2G	5180	–	5240
	WLAN802.11 n/ac/ax(40M) 5.2G	5190	–	5230
	WLAN802.11 ac/ax(80M) 5.2G	5210		
	WLAN802.11 a/n/ac/ax(20M) 5.3G	5260	–	5320
	WLAN802.11 n/ac/ax(40M) 5.3G	5270	–	5310
	WLAN802.11 ac/ax(80M) 5.3G	5290		
	WLAN802.11 a/n/ac/ax(20M) 5.6G	5500	–	5720
	WLAN802.11 n/ac/ax(40M) 5.6G	5510	–	5710
	WLAN802.11 ac/ax(80M) 5.6G	5530	–	5690
	WLAN802.11 a/n/ac/ax(20M) 5.8G	5745	–	5825
	WLAN802.11 n/ac/ax(40M) 5.8G	5755	–	5795
	WLAN802.11 ac/ax(80M) 5.8G	5775		

Unless otherwise stated the results shown in this test report refer only to the sample(s) tested and such sample(s) are retained for 90 days only.
除非另有說明，此報告結果僅對測試之樣品負責，同時此樣品僅保留90天。本報告未經本公司書面許可，不可部份複製。
This document is issued by the Company subject to its General Conditions of Service printed overleaf, available on request or accessible at http://www.sgs.com.tw/Terms-and-Conditions and for electronic format documents, subject to Terms and Conditions for Electronic Documents at http://www.sgs.com.tw/Terms-and-Conditions. Attention is drawn to the limitation of liability, indemnification and jurisdiction issues defined therein. Any holder of this document is advised that information contained hereon reflects the Company's findings at the time of its intervention only and within the limits of Client's instructions, if any. The Company's sole responsibility is to its Client and this document does not exonerate parties to a transaction from exercising all their rights and obligations under the transaction documents. This document cannot be reproduced except in full, without prior written approval of the Company. Any unauthorized alteration, forgery or falsification of the content or appearance of this document is unlawful and offenders may be prosecuted to the fullest extent of the law.

TX Frequency Range (MHz)	Bluetooth	2402	–	2480
Channel Number (ARFCN)	GSM850	128	–	251
	GSM1900	512	–	810
	WCDMA Band II	9262	–	9538
	WCDMA Band IV	1312	–	1513
	WCDMA Band V	4132	–	4233
	LTE FDD Band 2	18607	–	19193
	LTE FDD Band 4	19957	–	20393
	LTE FDD Band 5	20407	–	20643
	LTE FDD Band 7	20775	–	21425
	LTE FDD Band 12	23017	–	23173
	LTE FDD Band 13	23205	–	23255
	LTE FDD Band 17	23755	–	23825
	LTE FDD Band 25	26047	–	26683
	LTE FDD Band 26	26697	–	27033
	LTE FDD Band 30	27685	–	27735
	LTE TDD Band 38	37775	–	38225
	LTE TDD Band 41	39675	–	41565
	LTE TDD Band 48	55265	–	56715
	LTE FDD Band 66	131979	–	132665
	LTE FDD Band 71	133147	–	133447
	n2	370500	–	381500
	n5	165300	–	169300
	n41	501204	–	535998
	n66	342500	–	354500
	n71	133100	–	139100

Unless otherwise stated the results shown in this test report refer only to the sample(s) tested and such sample(s) are retained for 90 days only.
除非另有說明，此報告結果僅對測試之樣品負責，同時此樣品僅保留90天。本報告未經本公司書面許可，不可部份複製。
This document is issued by the Company subject to its General Conditions of Service printed overleaf, available on request or accessible at http://www.sgs.com.tw/Terms-and-Conditions and for electronic format documents, subject to Terms and Conditions for Electronic Documents at http://www.sgs.com.tw/Terms-and-Conditions. Attention is drawn to the limitation of liability, indemnification and jurisdiction issues defined therein. Any holder of this document is advised that information contained hereon reflects the Company's findings at the time of its intervention only and within the limits of Client's instructions, if any. The Company's sole responsibility is to its Client and this document does not exonerate parties to a transaction from exercising all their rights and obligations under the transaction documents. This document cannot be reproduced except in full, without prior written approval of the Company. Any unauthorized alteration, forgery or falsification of the content or appearance of this document is unlawful and offenders may be prosecuted to the fullest extent of the law.

Channel Number (ARFCN)	WLAN802.11 b/g/n/ax(20M)	1	–	11
	WLAN802.11 n/ax(40M)	3	–	9
	WLAN802.11 a/n/ac/ax(20M) 5.2G	36	–	48
	WLAN802.11 n/ac/ax(40M) 5.2G	38	–	46
	WLAN802.11 ac/ax(80M) 5.2G	42		
	WLAN802.11 a/n/ac/ax(20M) 5.3G	52	–	64
	WLAN802.11 n/ac/ax(40M) 5.3G	54	–	62
	WLAN802.11 ac/ax(80M) 5.3G	58		
	WLAN802.11 a/n/ac/ax(20M) 5.6G	100	–	144
	WLAN802.11 n/ac/ax(40M) 5.6G	102	–	142
	WLAN802.11 ac/ax(80M) 5.6G	106	–	138
	WLAN802.11 a/n/ac/ax(20M) 5.8G	149	–	165
	WLAN802.11 n/ac/ax(40M) 5.8G	151	–	159
	Bluetooth	0	–	78

Unless otherwise stated the results shown in this test report refer only to the sample(s) tested and such sample(s) are retained for 90 days only.
除非另有說明，此報告結果僅對測試之樣品負責，同時此樣品僅保留90天。本報告未經本公司書面許可，不可部份複製。
This document is issued by the Company subject to its General Conditions of Service printed overleaf, available on request or accessible at http://www.sgs.com.tw/Terms-and-Conditions and for electronic format documents, subject to Terms and Conditions for Electronic Documents at http://www.sgs.com.tw/Terms-and-Conditions. Attention is drawn to the limitation of liability, indemnification and jurisdiction issues defined therein. Any holder of this document is advised that information contained hereon reflects the Company's findings at the time of its intervention only and within the limits of Client's instructions, if any. The Company's sole responsibility is to its Client and this document does not exonerate parties to a transaction from exercising all their rights and obligations under the transaction documents. This document cannot be reproduced except in full, without prior written approval of the Company. Any unauthorized alteration, forgery or falsification of the content or appearance of this document is unlawful and offenders may be prosecuted to the fullest extent of the law.

WWAN

Max. SAR (1-g) (Unit: W/Kg)				
Mode	Band	Measured	Reported	Position / Channel
Head	GSM 850	0.76	1.15	☐Left ☒Right ☒Cheek ☐Tilt 251 Channel

5G NR

Max. SAR (1-g) (Unit: W/Kg)				
Mode	Band	Measured	Reported	Position / Channel
Head	n2	0.09	0.09	☐Left ☒Right ☒Cheek ☐Tilt 376000 Channel

WLAN Antenna

Max. SAR (1-g) (Unit: W/Kg)				
Mode	Band	Measured	Reported	Position / Channel
Head	WLAN802.11 b	1.04	1.10	☒Left ☐Right ☒Cheek ☐Tilt 1 Channel
	WLAN802.11ac(80M) 5.6G	1.17	1.17	☒Left ☐Right ☒Cheek ☐Tilt 138 Channel
	Bluetooth	0.53	0.59	☒Left ☐Right ☒Cheek ☐Tilt 18 Channel

Unless otherwise stated the results shown in this test report refer only to the sample(s) tested and such sample(s) are retained for 90 days only.
除非另有說明，此報告結果僅對測試之樣品負責，同時此樣品僅保留90天。本報告未經本公司書面許可，不可部份複製。
This document is issued by the Company subject to its General Conditions of Service printed overleaf, available on request or accessible at http://www.sgs.com.tw/Terms-and-Conditions and for electronic format documents, subject to Terms and Conditions for Electronic Documents at http://www.sgs.com.tw/Terms-and-Conditions. Attention is drawn to the limitation of liability, indemnification and jurisdiction issues defined therein. Any holder of this document is advised that information contained hereon reflects the Company's findings at the time of its intervention only and within the limits of Client's instructions, if any. The Company's sole responsibility is to its Client and this document does not exonerate parties to a transaction from exercising all their rights and obligations under the transaction documents. This document cannot be reproduced except in full, without prior written approval of the Company. Any unauthorized alteration, forgery or falsification of the content or appearance of this document is unlawful and offenders may be prosecuted to the fullest extent of the law.

WWAN

Max. SAR (1-g) (Unit: W/Kg)				
Mode	Band	Measured	Reported	Position / Channel
Body-worn	LTE FDD Band 25	0.50	0.62	☐Front ☒Back 26140 Channel

5G NR

Max. SAR (1-g) (Unit: W/Kg)				
Mode	Band	Measured	Reported	Position / Channel
Body-worn	n2	0.27	0.28	☐Front ☒Back 376000 Channel

WLAN Antenna

Max. SAR (1-g) (Unit: W/Kg)				
Mode	Band	Measured	Reported	Position / Channel
Body-worn	WLAN802.11 b	0.15	0.16	☐Front ☒Back 11 Channel
	WLAN802.11a5.3G	0.88	0.88	☐Front ☒Back 52 Channel
	Bluetooth	0.15	0.17	☐Front ☒Back 18 Channel

Unless otherwise stated the results shown in this test report refer only to the sample(s) tested and such sample(s) are retained for 90 days only.
除非另有說明，此報告結果僅對測試之樣品負責，同時此樣品僅保留90天。本報告未經本公司書面許可，不可部份複製。
This document is issued by the Company subject to its General Conditions of Service printed overleaf, available on request or accessible at http://www.sgs.com.tw/Terms-and-Conditions and for electronic format documents, subject to Terms and Conditions for Electronic Documents at http://www.sgs.com.tw/Terms-and-Conditions. Attention is drawn to the limitation of liability, indemnification and jurisdiction issues defined therein. Any holder of this document is advised that information contained hereon reflects the Company's findings at the time of its intervention only and within the limits of Client's instructions, if any. The Company's sole responsibility is to its Client and this document does not exonerate parties to a transaction from exercising all their rights and obligations under the transaction documents. This document cannot be reproduced except in full, without prior written approval of the Company. Any unauthorized alteration, forgery or falsification of the content or appearance of this document is unlawful and offenders may be prosecuted to the fullest extent of the law.

WWAN

Max. SAR (1-g) (Unit: W/Kg)				
Mode	Band	Measured	Reported	Position / Channel
Hotspot mode	WCDMA Band II	1.13	1.17	☐Front ☐Back ☐Top ☐Right ☐Left ☒Bottom 9538 Channel

5G NR

Max. SAR (1-g) (Unit: W/Kg)				
Mode	Band	Measured	Reported	Position / Channel
Hotspot mode	n41	1.01	1.02	☐Front ☒Back ☐Top ☐Right ☐Left ☐Bottom 509202 Channel

WLAN Antenna

Max. SAR (1-g) (Unit: W/Kg)				
Mode	Band	Measured	Reported	Position / Channel
Hotspot mode	WLAN802.11 b	0.15	0.15	☐Front ☒Back ☐Top ☐Right ☐Left ☐Bottom 11 Channel
	WLAN802.11n(20M)5.3G	0.82	0.82	☐Front ☒Back ☐Top ☐Right ☐Left ☐Bottom 60 Channel
	Bluetooth	0.04	0.04	☐Front ☒Back ☐Top ☐Right ☐Left ☐Bottom 18 Channel

Unless otherwise stated the results shown in this test report refer only to the sample(s) tested and such sample(s) are retained for 90 days only.
除非另有說明，此報告結果僅對測試之樣品負責，同時此樣品僅保留90天。本報告未經本公司書面許可，不可部份複製。
This document is issued by the Company subject to its General Conditions of Service printed overleaf, available on request or accessible at http://www.sgs.com.tw/Terms-and-Conditions and for electronic format documents, subject to Terms and Conditions for Electronic Documents at http://www.sgs.com.tw/Terms-and-Conditions. Attention is drawn to the limitation of liability, indemnification and jurisdiction issues defined therein. Any holder of this document is advised that information contained hereon reflects the Company's findings at the time of its intervention only and within the limits of Client's instructions, if any. The Company's sole responsibility is to its Client and this document does not exonerate parties to a transaction from exercising all their rights and obligations under the transaction documents. This document cannot be reproduced except in full, without prior written approval of the Company. Any unauthorized alteration, forgery or falsification of the content or appearance of this document is unlawful and offenders may be prosecuted to the fullest extent of the law.

WWAN Antenna

Max. SAR (10 g) (Unit: W/Kg)				
Mode	Band	Measured	Reported	Position / Channel
Product specific 10-g SAR	WCDMA Band IV	3.02	3.44	☐Front ☐Back ☐Top ☐Right ☐Left ☒Bottom 1412 Channel

5G NR

Max. SAR (10 g) (Unit: W/Kg)				
Mode	Band	Measured	Reported	Position / Channel
Product specific 10-g SAR	n41	3.51	3.53	☐Front ☒Back ☐Top ☐Right ☐Left ☐Bottom 509202 Channel

WLAN Antenna

Max. SAR (10 g) (Unit: W/Kg)				
Mode	Band	Measured	Reported	Position / Channel
Product specific 10-g SAR	WLAN802.11a5.6G	1.21	1.28	☐Front ☒Back ☐Top ☐Right ☐Left ☐Bottom 100 Channel

Unless otherwise stated the results shown in this test report refer only to the sample(s) tested and such sample(s) are retained for 90 days only.
除非另有說明，此報告結果僅對測試之樣品負責，同時此樣品僅保留90天。本報告未經本公司書面許可，不可部份複製。
This document is issued by the Company subject to its General Conditions of Service printed overleaf, available on request or accessible at http://www.sgs.com.tw/Terms-and-Conditions and for electronic format documents, subject to Terms and Conditions for Electronic Documents at http://www.sgs.com.tw/Terms-and-Conditions. Attention is drawn to the limitation of liability, indemnification and jurisdiction issues defined therein. Any holder of this document is advised that information contained hereon reflects the Company's findings at the time of its intervention only and within the limits of Client's instructions, if any. The Company's sole responsibility is to its Client and this document does not exonerate parties to a transaction from exercising all their rights and obligations under the transaction documents. This document cannot be reproduced except in full, without prior written approval of the Company. Any unauthorized alteration, forgery or falsification of the content or appearance of this document is unlawful and offenders may be prosecuted to the fullest extent of the law.

Default power

2G

GSM 850 - conducted power table:

EUT mode	Frequency (MHz)	CH	Max. Rated Avg. Power + Max.Tolerance (dBm)	Burst average power	Source-based time average power
				Avg. (dBm)	Avg. (dBm)
GSM 850 (GMSK)	824.2	128	34	32.04	23.01
	836.6	190	34	32.42	23.39
	848.8	251	34	32.21	23.18
The division factor compared to the number of TX time slot					
Division factor				1 TX time slot	
				-9.03	

GPRS 850 - conducted power table:

Burst average power				
Max. Rated Avg. Power + Max. Tolerance (dBm)			34	34
			1Dn1UP	1Dn2UP
EUT mode	Frequency (MHz)	CH	Avg. (dBm)	Avg. (dBm)
GPRS 850 (GMSK)	824.2	128	32.18	32.13
	836.6	190	32.48	32.20
	848.8	251	32.27	32.19
Source-based time average power				
GPRS 850 (GMSK)	824.2	128	23.15	26.11
	836.6	190	23.45	26.18
	848.8	251	23.24	26.17
The division factor compared to the number of TX time slot				
Division factor			1 TX time slot	2 TX time slot
			-9.03	-6.02

Unless otherwise stated the results shown in this test report refer only to the sample(s) tested and such sample(s) are retained for 90 days only.
除非另有說明，此報告結果僅對測試之樣品負責，同時此樣品僅保留90天。本報告未經本公司書面許可，不可部份複製。
This document is issued by the Company subject to its General Conditions of Service printed overleaf, available on request or accessible at http://www.sgs.com.tw/Terms-and-Conditions and for electronic format documents, subject to Terms and Conditions for Electronic Documents at http://www.sgs.com.tw/Terms-and-Conditions. Attention is drawn to the limitation of liability, indemnification and jurisdiction issues defined therein. Any holder of this document is advised that information contained hereon reflects the Company's findings at the time of its intervention only and within the limits of Client's instructions, if any. The Company's sole responsibility is to its Client and this document does not exonerate parties to a transaction from exercising all their rights and obligations under the transaction documents. This document cannot be reproduced except in full, without prior written approval of the Company. Any unauthorized alteration, forgery or falsification of the content or appearance of this document is unlawful and offenders may be prosecuted to the fullest extent of the law.

EDGE 850 - conducted power table:

Burst average power				
Max. Rated Avg. Power + Max. Tolerance (dBm)			29	29
			1Dn1UP	1Dn2UP
EUT mode	Frequency (MHz)	CH	Avg. (dBm)	Avg. (dBm)
EDGE 850 (8PSK)	824.2	128	26.52	26.10
	836.6	190	26.72	26.34
	848.8	251	26.42	26.30
Source-based time average power				
EDGE 850 (8PSK)	824.2	128	17.49	20.08
	836.6	190	17.69	20.32
	848.8	251	17.39	20.28
The division factor compared to the number of TX time slot				
Division factor			1 TX time slot	2 TX time slot
			-9.03	-6.02

Unless otherwise stated the results shown in this test report refer only to the sample(s) tested and such sample(s) are retained for 90 days only.
除非另有說明，此報告結果僅對測試之樣品負責，同時此樣品僅保留90天。本報告未經本公司書面許可，不可部份複製。
This document is issued by the Company subject to its General Conditions of Service printed overleaf, available on request or accessible at http://www.sgs.com.tw/Terms-and-Conditions and for electronic format documents, subject to Terms and Conditions for Electronic Documents at http://www.sgs.com.tw/Terms-and-Conditions. Attention is drawn to the limitation of liability, indemnification and jurisdiction issues defined therein. Any holder of this document is advised that information contained hereon reflects the Company's findings at the time of its intervention only and within the limits of Client's instructions, if any. The Company's sole responsibility is to its Client and this document does not exonerate parties to a transaction from exercising all their rights and obligations under the transaction documents. This document cannot be reproduced except in full, without prior written approval of the Company. Any unauthorized alteration, forgery or falsification of the content or appearance of this document is unlawful and offenders may be prosecuted to the fullest extent of the law.

GSM 1900 - conducted power table:

EUT mode	Frequency (MHz)	CH	Max. Rated Avg. Power + Max.Tolerance (dBm)	Burst average power	Source-based time average power
				Avg. (dBm)	Avg. (dBm)
GSM1900 (GMSK)	1850.2	512	31	30.13	21.10
	1800	661	31	30.50	21.47
	1909.8	810	31	30.22	21.19
The division factor compared to the number of TX time slot					
Division factor				1 TX time slot	
				-9.03	

GPRS 1900 - conducted power table:

Burst average power				
Max. Rated Avg. Power + Max. Tolerance (dBm)			31	31
			1Dn1UP	1Dn2UP
EUT mode	Frequency (MHz)	CH	Avg. (dBm)	Avg. (dBm)
GPRS 1900 (GMSK)	1850.2	512	30.26	29.98
	1880	661	30.55	30.39
	1909.8	810	30.23	30.10
Source-based time average power				
GPRS 1900 (GMSK)	1850.2	512	21.23	23.96
	1880	661	21.52	24.37
	1909.8	810	21.20	24.08
The division factor compared to the number of TX time slot				
Division factor			1 TX time slot	2 TX time slot
			-9.03	-6.02

Unless otherwise stated the results shown in this test report refer only to the sample(s) tested and such sample(s) are retained for 90 days only.
除非另有說明，此報告結果僅對測試之樣品負責，同時此樣品僅保留90天。本報告未經本公司書面許可，不可部份複製。
This document is issued by the Company subject to its General Conditions of Service printed overleaf, available on request or accessible at http://www.sgs.com.tw/Terms-and-Conditions and for electronic format documents, subject to Terms and Conditions for Electronic Documents at http://www.sgs.com.tw/Terms-and-Conditions. Attention is drawn to the limitation of liability, indemnification and jurisdiction issues defined therein. Any holder of this document is advised that information contained hereon reflects the Company's findings at the time of its intervention only and within the limits of Client's instructions, if any. The Company's sole responsibility is to its Client and this document does not exonerate parties to a transaction from exercising all their rights and obligations under the transaction documents. This document cannot be reproduced except in full, without prior written approval of the Company. Any unauthorized alteration, forgery or falsification of the content or appearance of this document is unlawful and offenders may be prosecuted to the fullest extent of the law.

EDGE 1900 - conducted power table:

Burst average power				
Max. Rated Avg. Power + Max. Tolerance (dBm)			28	28
			1Dn1UP	1Dn2UP
EUT mode	Frequency (MHz)	CH	Avg. (dBm)	Avg. (dBm)
EDGE 1900 (8PSK)	1850.2	512	25.80	25.32
	1880	661	25.84	25.82
	1909.8	810	25.71	25.50
Source-based time average power				
EDGE 1900 (8PSK)	1850.2	512	16.77	19.30
	1880	661	16.81	19.80
	1909.8	810	16.68	19.48
The division factor compared to the number of TX time slot				
Division factor			1 TX time slot	2 TX time slot
			-9.03	-6.02

Unless otherwise stated the results shown in this test report refer only to the sample(s) tested and such sample(s) are retained for 90 days only.
除非另有說明，此報告結果僅對測試之樣品負責，同時此樣品僅保留90天。本報告未經本公司書面許可，不可部份複製。
This document is issued by the Company subject to its General Conditions of Service printed overleaf, available on request or accessible at http://www.sgs.com.tw/Terms-and-Conditions and for electronic format documents, subject to Terms and Conditions for Electronic Documents at http://www.sgs.com.tw/Terms-and-Conditions. Attention is drawn to the limitation of liability, indemnification and jurisdiction issues defined therein. Any holder of this document is advised that information contained hereon reflects the Company's findings at the time of its intervention only and within the limits of Client's instructions, if any. The Company's sole responsibility is to its Client and this document does not exonerate parties to a transaction from exercising all their rights and obligations under the transaction documents. This document cannot be reproduced except in full, without prior written approval of the Company. Any unauthorized alteration, forgery or falsification of the content or appearance of this document is unlawful and offenders may be prosecuted to the fullest extent of the law.

Default power

3G

WCDMA Band II / Band IV / Band V - HSDPA / HSUPA / HSPA+ / DC-HSDPA Conducted power table (Unit: dBm):

Band		WCDMA II		
TX Channel		9262	9400	9538
Frequency (MHz)		1852.4	1880	1907.6
Max. Rated Avg. Power+Max. Tolerance (dBm)		**24.50**		
3GPP Rel 99	RMC 12.2Kbps	23.09	23.11	23.04
3GPP Rel 5	HSDPA Subtest-1	22.17	22.14	22.05
	HSDPA Subtest-2	22.15	22.15	22.03
	HSDPA Subtest-3	21.63	21.62	21.56
	HSDPA Subtest-4	21.86	21.66	21.57
3GPP Rel 6	HSUPA Subtest-1	22.18	22.10	22.03
	HSUPA Subtest-2	21.63	21.64	21.55
	HSUPA Subtest-3	22.16	22.14	21.98
	HSUPA Subtest-4	22.18	22.11	22.04
	HSUPA Subtest-5	22.13	22.07	22.05
3GPP Rel 7	HSUPA Subtest-1	22.17	22.14	22.05
3GPP Rel 8	HSUPA Subtest-2	22.01	21.98	21.89
	HSUPA Subtest-3	22.11	22.11	21.99
	HSUPA Subtest-4	21.53	21.52	21.46
	HSUPA Subtest-5	21.85	21.65	21.56

Unless otherwise stated the results shown in this test report refer only to the sample(s) tested and such sample(s) are retained for 90 days only.
除非另有說明，此報告結果僅對測試之樣品負責，同時此樣品僅保留90天。本報告未經本公司書面許可，不可部份複製。
This document is issued by the Company subject to its General Conditions of Service printed overleaf, available on request or accessible at http://www.sgs.com.tw/Terms-and-Conditions and for electronic format documents, subject to Terms and Conditions for Electronic Documents at http://www.sgs.com.tw/Terms-and-Conditions. Attention is drawn to the limitation of liability, indemnification and jurisdiction issues defined therein. Any holder of this document is advised that information contained hereon reflects the Company's findings at the time of its intervention only and within the limits of Client's instructions, if any. The Company's sole responsibility is to its Client and this document does not exonerate parties to a transaction from exercising all their rights and obligations under the transaction documents. This document cannot be reproduced except in full, without prior written approval of the Company. Any unauthorized alteration, forgery or falsification of the content or appearance of this document is unlawful and offenders may be prosecuted to the fullest extent of the law.

Band		WCDMA IV		
TX Channel		1312	1412	1513
Frequency (MHz)		1712.4	1732.4	1752.6
Max. Rated Avg. Power+Max. Tolerance (dBm)		**23.50**		
3GPP Rel 99	RMC 12.2Kbps	22.96	22.93	22.97
3GPP Rel 5	HSDPA Subtest-1	21.98	21.99	21.98
	HSDPA Subtest-2	22.03	21.96	21.95
	HSDPA Subtest-3	21.51	21.52	21.46
	HSDPA Subtest-4	21.47	21.50	21.47
3GPP Rel 6	HSUPA Subtest-1	22.04	21.89	21.96
	HSUPA Subtest-2	21.50	21.49	21.48
	HSUPA Subtest-3	21.98	21.97	21.94
	HSUPA Subtest-4	21.96	21.95	21.97
	HSUPA Subtest-5	21.93	21.93	21.92
3GPP Rel 7	HSUPA Subtest-1	21.92	21.93	21.92
3GPP Rel 8	HSUPA Subtest-2	21.92	21.85	21.84
	HSUPA Subtest-3	21.42	21.43	21.37
	HSUPA Subtest-4	21.43	21.46	21.43
	HSUPA Subtest-5	21.95	21.80	21.87

Band		WCDMA V		
TX Channel		4132	4183	4233
Frequency (MHz)		826.4	836.6	846.6
Max. Rated Avg. Power+Max. Tolerance (dBm)		**24.50**		
3GPP Rel 99	RMC 12.2Kbps	23.18	23.13	23.09
3GPP Rel 5	HSDPA Subtest-1	22.15	22.07	23.11
	HSDPA Subtest-2	22.21	22.36	23.10
	HSDPA Subtest-3	21.64	21.86	23.13
	HSDPA Subtest-4	21.67	21.77	23.12
3GPP Rel 6	HSUPA Subtest-1	22.15	22.10	22.03
	HSUPA Subtest-2	21.66	21.59	21.61
	HSUPA Subtest-3	22.14	22.05	22.12
	HSUPA Subtest-4	22.15	22.09	22.08
	HSUPA Subtest-5	22.18	22.05	22.06
3GPP Rel 7	HSUPA Subtest-1	22.10	22.05	21.98
3GPP Rel 8	HSUPA Subtest-2	21.63	21.56	21.58
	HSUPA Subtest-3	21.98	21.89	21.96
	HSUPA Subtest-4	22.01	21.95	21.94
	HSUPA Subtest-5	22.05	21.92	21.93

Unless otherwise stated the results shown in this test report refer only to the sample(s) tested and such sample(s) are retained for 90 days only.
除非另有說明，此報告結果僅對測試之樣品負責，同時此樣品僅保留90天。本報告未經本公司書面許可，不可部份複製。
This document is issued by the Company subject to its General Conditions of Service printed overleaf, available on request or accessible at http://www.sgs.com.tw/Terms-and-Conditions and for electronic format documents, subject to Terms and Conditions for Electronic Documents at http://www.sgs.com.tw/Terms-and-Conditions. Attention is drawn to the limitation of liability, indemnification and jurisdiction issues defined therein. Any holder of this document is advised that information contained hereon reflects the Company's findings at the time of its intervention only and within the limits of Client's instructions, if any. The Company's sole responsibility is to its Client and this document does not exonerate parties to a transaction from exercising all their rights and obligations under the transaction documents. This document cannot be reproduced except in full, without prior written approval of the Company. Any unauthorized alteration, forgery or falsification of the content or appearance of this document is unlawful and offenders may be prosecuted to the fullest extent of the law.

Subtests for WCDMA Release 5 HSDPA

SUB-TEST	β_c	β_d	β_d (SF)	β_c/β_d	β_{HS} (Note1, Note 2)	CM (dB) (Note 3)	MPR (dB) (Note 3)
1	2/15	15/15	64	2/15	4/15	0.0	0.0
2	12/15	15/15	64	12/15	24/15	1.0	0.0
3	15/15	8/15	64	15/8	30/15	1.5	0.5
4	15/15	4/15	64	15/4	30/15	1.5	0.5

Subtests for WCDMA Release 6 HSUPA

SUB-TEST	β_c	β_d	β_d (SF)	β_c/β_d	β_{HS} (Note1)	β_{ec}	β_{ed} (Note 5) (Note 6)	β_{ed} (SF)	β_{ed} (Codes)	CM (dB) (Note 2)	MPR (dB) (Note 2)	AG Index (Note 6)	E-TFCI
1	11/15	15/15	64	11/15	22/15	209/225	1309/225	4	1	1.0	0.0	20	75
2	6/15	15/15	64	6/15	12/15	12/15	94/75	4	1	3.0	2.0	12	67
3	15/15	9/15	64	15/9	30/15	30/15	$\beta_{ed}1$: 47/15 $\beta_{ed}2$: 47/15	4 4	2	2.0	1.0	15	92
4	2/15	15/15	64	2/15	4/15	2/15	56/75	4	1	3.0	2.0	17	71
5	15/15	15/15	64	15/15	30/15	24/15	134/15	4	1	1.0	0.0	21	81

Unless otherwise stated the results shown in this test report refer only to the sample(s) tested and such sample(s) are retained for 90 days only.
除非另有說明，此報告結果僅對測試之樣品負責，同時此樣品僅保留90天。本報告未經本公司書面許可，不可部份複製。
This document is issued by the Company subject to its General Conditions of Service printed overleaf, available on request or accessible at http://www.sgs.com.tw/Terms-and-Conditions and for electronic format documents, subject to Terms and Conditions for Electronic Documents at http://www.sgs.com.tw/Terms-and-Conditions. Attention is drawn to the limitation of liability, indemnification and jurisdiction issues defined therein. Any holder of this document is advised that information contained hereon reflects the Company's findings at the time of its intervention only and within the limits of Client's instructions, if any. The Company's sole responsibility is to its Client and this document does not exonerate parties to a transaction from exercising all their rights and obligations under the transaction documents. This document cannot be reproduced except in full, without prior written approval of the Company. Any unauthorized alteration, forgery or falsification of the content or appearance of this document is unlawful and offenders may be prosecuted to the fullest extent of the law.

Default power

4G

LTE FDD Band 2 / Band 4 / Band 5 / Band 7 / Band 12 / Band 13 / Band 17 / Band 25 / Band 26 / Band 30 / Band 66 / Band 71 - conducted power table:

FDD Band 2								
BW(MHz)	Modulation	RB Size	RB Offset	Frequency (MHz)	Channel	Conducted power (dBm)	Target Max-Tolerance (dBm)	MPR Allowed per 3GPP(dB)
20	QPSK	1 RB	0	1850	18700	23.41	24.00	0
				1880	18900	23.27	24.00	0
				1910	19100	23.34	24.00	0
			50	1850	18725	23.28	24.00	0
				1880	18925	23.23	24.00	0
				1910	19125	23.29	24.00	0
			99	1850	18975	23.39	24.00	0
				1880	19175	23.24	24.00	0
				1910	19375	23.34	24.00	0
		50 RB	0	1850	18700	22.23	23.00	0.1
				1880	18900	22.31	23.00	0.1
				1910	19100	22.42	23.00	0.1
			25	1850	18725	22.23	23.00	0.1
				1880	18925	22.29	23.00	0.1
				1910	19125	22.41	23.00	0.1
			50	1850	18775	22.23	23.00	0.1
				1880	18975	22.31	23.00	0.1
				1910	19175	22.41	23.00	0.1
		100 RB		1850	18850	22.23	23.00	0.1
				1880	18950	22.31	23.00	0.1
				1910	19050	22.41	23.00	0.1
	16-QAM	1 RB	0	1850	18700	22.75	23.00	0.1
				1880	18900	22.71	23.00	0.1
				1910	19100	22.81	23.00	0.1
			50	1850	18725	22.81	23.00	0.1
				1880	18925	22.81	23.00	0.1
				1910	19125	22.91	23.00	0.1
			99	1850	18775	22.91	23.00	0.1
				1880	18975	22.81	23.00	0.1
				1910	19175	22.91	23.00	0.1
		50 RB	0	1850	18700	21.78	22.00	0.2
				1880	18900	21.79	22.00	0.2
				1910	19100	21.89	22.00	0.2
			25	1850	18725	21.78	22.00	0.2
				1880	18925	21.79	22.00	0.2
				1910	19125	21.89	22.00	0.2
			50	1850	18775	21.78	22.00	0.2
				1880	18975	21.79	22.00	0.2
				1910	19175	21.89	22.00	0.2
		100 RB		1850	18850	21.78	22.00	0.2
				1880	18950	21.79	22.00	0.2
				1910	19050	21.89	22.00	0.2
	64-QAM	1 RB	0	1850	18700	21.21	22.00	0.3
				1880	18900	21.28	22.00	0.3
				1910	19100	21.37	22.00	0.3
			50	1850	18725	21.28	22.00	0.3
				1880	18925	21.25	22.00	0.3
				1910	19125	21.37	22.00	0.3
			99	1850	18775	21.37	22.00	0.3
				1880	18975	21.28	22.00	0.3
				1910	19175	21.37	22.00	0.3
		50 RB	0	1850	18700	20.27	21.00	0.5
				1880	18900	20.27	21.00	0.5
				1910	19100	20.41	21.00	0.5
			25	1850	18725	20.27	21.00	0.5
				1880	18925	20.27	21.00	0.5
				1910	19125	20.41	21.00	0.5
			50	1850	18775	20.27	21.00	0.5
				1880	18975	20.27	21.00	0.5
				1910	19175	20.41	21.00	0.5
		100 RB		1850	18850	20.27	21.00	0.5
				1880	18950	20.27	21.00	0.5
				1910	19050	20.41	21.00	0.5
	256-QAM	1 RB	0	1850	18700	18.24	19.00	0.6
				1880	18900	18.27	19.00	0.6
				1910	19100	18.43	19.00	0.6
			50	1850	18725	18.24	19.00	0.6
				1880	18925	18.27	19.00	0.6
				1910	19125	18.43	19.00	0.6
			99	1850	18775	18.24	19.00	0.6
				1880	18975	18.27	19.00	0.6
				1910	19175	18.43	19.00	0.6
		50 RB	0	1850	18700	18.37	19.00	0.6
				1880	18900	18.37	19.00	0.6
				1910	19100	18.49	19.00	0.6
			25	1850	18725	18.37	19.00	0.6
				1880	18925	18.37	19.00	0.6
				1910	19125	18.49	19.00	0.6
			50	1850	18775	18.37	19.00	0.6
				1880	18975	18.37	19.00	0.6
				1910	19175	18.49	19.00	0.6
		100 RB		1850	18850	18.37	19.00	0.6
				1880	18950	18.37	19.00	0.6
				1910	19050	18.49	19.00	0.6

FDD Band 2								
BW(MHz)	Modulation	RB Size	RB Offset	Frequency (MHz)	Channel	Conducted power (dBm)	Target Max-Tolerance (dBm)	MPR Allowed per 3GPP(dB)
15	QPSK	1 RB	0	1850.7	18607	23.41	24.00	0
				1880	18900	23.27	24.00	0
				1909.3	19193	23.34	24.00	0
			38	1850.7	18645	23.28	24.00	0
				1880	18925	23.23	24.00	0
				1909.3	19205	23.29	24.00	0
			75	1850.7	18683	23.39	24.00	0
				1880	18950	23.24	24.00	0
				1909.3	19217	23.34	24.00	0
		36 RB	0	1850.7	18607	22.23	23.00	0.1
				1880	18900	22.31	23.00	0.1
				1909.3	19193	22.42	23.00	0.1
			19	1850.7	18626	22.23	23.00	0.1
				1880	18920	22.29	23.00	0.1
				1909.3	19213	22.41	23.00	0.1
			37	1850.7	18645	22.23	23.00	0.1
				1880	18940	22.31	23.00	0.1
				1909.3	19233	22.41	23.00	0.1
		75 RB		1850.7	18682	22.23	23.00	0.1
				1880	18950	22.31	23.00	0.1
				1909.3	19218	22.41	23.00	0.1
	16-QAM	1 RB	0	1850.7	18607	22.75	23.00	0.1
				1880	18900	22.71	23.00	0.1
				1909.3	19193	22.81	23.00	0.1
			38	1850.7	18645	22.81	23.00	0.1
				1880	18925	22.81	23.00	0.1
				1909.3	19205	22.91	23.00	0.1
			74	1850.7	18683	22.91	23.00	0.1
				1880	18950	22.81	23.00	0.1
				1909.3	19217	22.91	23.00	0.1
		36 RB	0	1850.7	18607	21.78	22.00	0.2
				1880	18900	21.79	22.00	0.2
				1909.3	19193	21.89	22.00	0.2
			19	1850.7	18626	21.78	22.00	0.2
				1880	18920	21.79	22.00	0.2
				1909.3	19213	21.89	22.00	0.2
			37	1850.7	18645	21.78	22.00	0.2
				1880	18940	21.79	22.00	0.2
				1909.3	19233	21.89	22.00	0.2
		75 RB		1850.7	18682	21.78	22.00	0.2
				1880	18950	21.79	22.00	0.2
				1909.3	19218	21.89	22.00	0.2
	64-QAM	1 RB	0	1850.7	18607	21.21	22.00	0.3
				1880	18900	21.28	22.00	0.3
				1909.3	19193	21.37	22.00	0.3
			38	1850.7	18645	21.28	22.00	0.3
				1880	18925	21.25	22.00	0.3
				1909.3	19205	21.37	22.00	0.3
			74	1850.7	18683	21.37	22.00	0.3
				1880	18950	21.28	22.00	0.3
				1909.3	19217	21.37	22.00	0.3
		36 RB	0	1850.7	18607	20.27	21.00	0.5
				1880	18900	20.27	21.00	0.5
				1909.3	19193	20.41	21.00	0.5
			19	1850.7	18626	20.27	21.00	0.5
				1880	18920	20.27	21.00	0.5
				1909.3	19213	20.41	21.00	0.5
			37	1850.7	18645	20.27	21.00	0.5
				1880	18940	20.27	21.00	0.5
				1909.3	19233	20.41	21.00	0.5
		75 RB		1850.7	18682	20.27	21.00	0.5
				1880	18950	20.27	21.00	0.5
				1909.3	19218	20.41	21.00	0.5
	256-QAM	1 RB	0	1850.7	18607	18.24	19.00	0.6
				1880	18900	18.27	19.00	0.6
				1909.3	19193	18.43	19.00	0.6
			38	1850.7	18645	18.24	19.00	0.6
				1880	18925	18.27	19.00	0.6
				1909.3	19205	18.43	19.00	0.6
			74	1850.7	18683	18.24	19.00	0.6
				1880	18950	18.27	19.00	0.6
				1909.3	19217	18.43	19.00	0.6
		36 RB	0	1850.7	18607	18.37	19.00	0.6
				1880	18900	18.37	19.00	0.6
				1909.3	19193	18.49	19.00	0.6
			19	1850.7	18626	18.37	19.00	0.6
				1880	18920	18.37	19.00	0.6
				1909.3	19213	18.49	19.00	0.6
			37	1850.7	18645	18.37	19.00	0.6
				1880	18940	18.37	19.00	0.6
				1909.3	19233	18.49	19.00	0.6
		75 RB		1850.7	18682	18.37	19.00	0.6
				1880	18950	18.37	19.00	0.6
				1909.3	19218	18.49	19.00	0.6

FDD Band 2								
BW(MHz)	Modulation	RB Size	RB Offset	Frequency (MHz)	Channel	Conducted power (dBm)	Target Max-Tolerance (dBm)	MPR Allowed per 3GPP(dB)
10	QPSK	1 RB	0	1851.5	18615	23.41	24.00	0
				1880	18900	23.27	24.00	0
				1908.5	19185	23.34	24.00	0
			25	1851.5	18665	23.28	24.00	0
				1880	18925	23.23	24.00	0
				1908.5	19185	23.29	24.00	0
			49	1851.5	18715	23.39	24.00	0
				1880	18950	23.24	24.00	0
				1908.5	19185	23.34	24.00	0
		25 RB	0	1851.5	18615	22.23	23.00	0.1
				1880	18900	22.31	23.00	0.1
				1908.5	19185	22.42	23.00	0.1
			12	1851.5	18640	22.23	23.00	0.1
				1880	18900	22.29	23.00	0.1
				1908.5	19160	22.41	23.00	0.1
			25	1851.5	18665	22.23	23.00	0.1
				1880	18925	22.31	23.00	0.1
				1908.5	19185	22.41	23.00	0.1
		50 RB		1851.5	18690	22.23	23.00	0.1
				1880	18950	22.31	23.00	0.1
				1908.5	19210	22.41	23.00	0.1
	16-QAM	1 RB	0	1851.5	18615	22.75	23.00	0.1
				1880	18900	22.71	23.00	0.1
				1908.5	19185	22.81	23.00	0.1
			25	1851.5	18665	22.81	23.00	0.1
				1880	18925	22.81	23.00	0.1
				1908.5	19185	22.91	23.00	0.1
			49	1851.5	18715	22.91	23.00	0.1
				1880	18950	22.81	23.00	0.1
				1908.5	19185	22.91	23.00	0.1
		25 RB	0	1851.5	18615	21.78	22.00	0.2
				1880	18900	21.79	22.00	0.2
				1908.5	19185	21.89	22.00	0.2
			12	1851.5	18640	21.78	22.00	0.2
				1880	18900	21.79	22.00	0.2
				1908.5	19160	21.89	22.00	0.2
			25	1851.5	18665	21.78	22.00	0.2
				1880	18925	21.79	22.00	0.2
				1908.5	19185	21.89	22.00	0.2
		50 RB		1851.5	18690	21.78	22.00	0.2
				1880	18950	21.79	22.00	0.2
				1908.5	19210	21.89	22.00	0.2
	64-QAM	1 RB	0	1851.5	18615	21.21	22.00	0.3
				1880	18900	21.28	22.00	0.3
				1908.5	19185	21.37	22.00	0.3
			25	1851.5	18665	21.28	22.00	0.3
				1880	18925	21.25	22.00	0.3
				1908.5	19185	21.37	22.00	0.3
			49	1851.5	18715	21.37	22.00	0.3
				1880	18950	21.28	22.00	0.3
				1908.5	19185	21.37	22.00	0.3
		25 RB	0	1851.5	18615	20.27	21.00	0.5
				1880	18900	20.27	21.00	0.5
				1908.5	19185	20.41	21.00	0.5
			12	1851.5	18640	20.27	21.00	0.5
				1880	18900	20.27	21.00	0.5
				1908.5	19160	20.41	21.00	0.5
			25	1851.5	18665	20.27	21.00	0.5
				1880	18925	20.27	21.00	0.5
				1908.5	19185	20.41	21.00	0.5
		50 RB		1851.5	18690	20.27	21.00	0.5
				1880	18950	20.27	21.00	0.5
				1908.5	19210	20.41	21.00	0.5
	256-QAM	1 RB	0	1851.5	18615	18.24	19.00	0.6
				1880	18900	18.27	19.00	0.6
				1908.5	19185	18.43	19.00	0.6
			25	1851.5	18665	18.24	19.00	0.6
				1880	18925	18.27	19.00	0.6
				1908.5	19185	18.43	19.00	0.6
			49	1851.5	18715	18.24	19.00	0.6
				1880	18950	18.27	19.00	0.6
				1908.5	19185	18.43	19.00	0.6
		25 RB	0	1851.5	18615	18.37	19.00	0.6
				1880	18900	18.37	19.00	0.6
				1908.5	19185	18.49	19.00	0.6
			12	1851.5	18640	18.37	19.00	0.6
				1880	18900	18.37	19.00	0.6
				1908.5	19160	18.49	19.00	0.6
			25	1851.5	18665	18.37	19.00	0.6
				1880	18925	18.37	19.00	0.6
				1908.5	19185	18.49	19.00	0.6
		50 RB		1851.5	18690	18.37	19.00	0.6
				1880	18950	18.37	19.00	0.6
				1908.5	19210	18.49	19.00	0.6

FDD Band 2								
BW(MHz)	Modulation	RB Size	RB Offset	Frequency (MHz)	Channel	Conducted power (dBm)	Target Max-Tolerance (dBm)	MPR Allowed per 3GPP(dB)
5	QPSK	1 RB	0	1852.5	18625	23.41	24.00	0
				1880	18900	23.27	24.00	0
				1907.5	19175	23.34	24.00	0
			7	1852.5	18635	23.28	24.00	0
				1880	18900	23.23	24.00	0
				1907.5	19165	23.29	24.00	0
			14	1852.5	18645	23.39	24.00	0
				1880	18900	23.24	24.00	0
				1907.5	19155	23.34	24.00	0
		8 RB	0	1852.5	18625	22.23	23.00	0.1
				1880	18900	22.31	23.00	0.1
				1907.5	19175	22.42	23.00	0.1
			4	1852.5	18629	22.23	23.00	0.1
				1880	18900	22.29	23.00	0.1
				1907.5	19171	22.41	23.00	0.1
			7	1852.5	18635	22.23	23.00	0.1
				1880	18900	22.31	23.00	0.1
				1907.5	19165	22.41	23.00	0.1
		20 RB		1852.5	18655	22.23	23.00	0.1
				1880	18900	22.31	23.00	0.1
				1907.5	19145	22.41	23.00	0.1
	16-QAM	1 RB	0	1852.5	18625	22.75	23.00	0.1
				1880	18900	22.71	23.00	0.1
				1907.5	19175	22.81	23.00	0.1
			7	1852.5	18635	22.81	23.00	0.1
				1880	18900	22.81	23.00	0.1
				1907.5	19165	22.91	23.00	0.1
			14	1852.5	18645	22.91	23.00	0.1
				1880	18900	22.81	23.00	0.1
				1907.5	19155	22.91	23.00	0.1
		8 RB	0	1852.5	18625	21.78	22.00	0.2
				1880	18900	21.79	22.00	0.2
				1907.5	19175	21.89	22.00	0.2
			4	1852.5	18629	21.78	22.00	0.2
				1880	18900	21.79	22.00	0.2
				1907.5	19171	21.89	22.00	0.2
			7	1852.5	18635	21.78	22.00	0.2
				1880	18900	21.79	22.00	0.2
				1907.5	19165	21.89	22.00	0.2
		20 RB		1852.5	18655	21.78	22.00	0.2
				1880	18900	21.79	22.00	0.2
				1907.5	19145	21.89	22.00	0.2
	64-QAM	1 RB	0	1852.5	18625	21.21	22.00	0.3
				1880	18900	21.28	22.00	0.3
				1907.5	19175	21.37	22.00	0.3
			7	1852.5	18635	21.28	22.00	0.3
				1880	18900	21.25	22.00	0.3
				1907.5	19165	21.37	22.00	0.3
			14	1852.5	18645	21.37	22.00	0.3
				1880	18900	21.28	22.00	0.3
				1907.5	19155	21.37	22.00	0.3
		8 RB	0	1852.5	18625	20.27	21.00	0.5
				1880	18900	20.27	21.00	0.5
				1907.5	19175	20.41	21.00	0.5
			4	1852.5	18629	20.27	21.00	0.5
				1880	18900	20.27	21.00	0.5
				1907.5	19171	20.41	21.00	0.5
			7	1852.5	18635	20.27	21.00	0.5
				1880	18900	20.27	21.00	0.5
				1907.5	19165	20.41	21.00	0.5
		20 RB		1852.5	18655	20.27	21.00	0.5
				1880	18900	20.27	21.00	0.5
				1907.5	19145	20.41	21.00	0.5
	256-QAM	1 RB	0	1852.5	18625	18.24	19.00	0.6
				1880	18900	18.27	19.00	0.6
				1907.5	19175	18.43	19.00	0.6
			7	1852.5	18635	18.24	19.00	0.6
				1880	18900	18.27	19.00	0.6
				1907.5	19165	18.43	19.00	0.6
			14	1852.5	18645	18.24	19.00	0.6
				1880	18900	18.27	19.00	0.6
				1907.5	19155	18.43	19.00	0.6
		8 RB	0	1852.5	18625	18.37	19.00	0.6
				1880	18900	18.37	19.00	0.6
				1907.5	19175	18.49	19.00	0.6
			4	1852.5	18629	18.37	19.00	0.6
				1880	18900	18.37	19.00	0.6
				1907.5	19171	18.49	19.00	0.6
			7	1852.5	18635	18.37	19.00	0.6
				1880	18900	18.37	19.00	0.6
				1907.5	19165	18.49	19.00	0.6
		20 RB		1852.5	18655	18.37	19.00	0.6
				1880	18900	18.37	19.00	0.6
				1907.5	19145	18.49	19.00	0.6

FDD Band 2								
BW(MHz)	Modulation	RB Size	RB Offset	Frequency (MHz)	Channel	Conducted power (dBm)	Target Max-Tolerance (dBm)	MPR Allowed per 3GPP(dB)
1.4	QPSK	1 RB	0	1850.7	18607	23.41	24.00	0
				1880	18900	23.27	24.00	0
				1909.3	19193	23.34	24.00	0
			2	1850.7	18609	23.28	24.00	0
				1880	18900	23.23	24.00	0
				1909.3	19191	23.29	24.00	0
			5	1850.7	18615	23.39	24.00	0
				1880	18900	23.24	24.00	0
				1909.3	19185	23.34	24.00	0
		3 RB	0	1850.7	18607	22.23	23.00	0.1
				1880	18900	22.31	23.00	0.1
				1909.3	19193	22.42	23.00	0.1
			2	1850.7	18609	22.23	23.00	0.1
				1880	18900	22.29	23.00	0.1
				1909.3	19191	22.41	23.00	0.1
			3	1850.7	18611	22.23	23.00	0.1
				1880	18900	22.31	23.00	0.1
				1909.3	19189	22.41	23.00	0.1
		6 RB		1850.7	18613	22.23	23.00	0.1
				1880	18900	22.31	23.00	0.1
				1909.3	19187	22.41	23.00	0.1
	16-QAM	1 RB	0	1850.7	18607	22.75	23.00	0.1
				1880	18900	22.71	23.00	0.1
				1909.3	19193	22.81	23.00	0.1
			2	1850.7	18609	22.81	23.00	0.1
				1880	18900	22.81	23.00	0.1
				1909.3	19191	22.91	23.00	0.1
			5	1850.7	18615	22.91	23.00	0.1
				1880	18900	22.81	23.00	0.1
				1909.3	19185	22.91	23.00	0.1
		3 RB	0	1850.7	18607	21.78	22.00	0.2
				1880	18900	21.79	22.00	0.2
				1909.3	19193	21.89	22.00	0.2
			2	1850.7	18609	21.78	22.00	0.2
				1880	18900	21.79	22.00	0.2
				1909.3	19191	21.89	22.00	0.2
			3	1850.7	18611	21.78	22.00	0.2
				1880	18900	21.79	22.00	0.2
				1909.3	19189	21.89	22.00	0.2
		6 RB		1850.7	18613	21.78	22.00	0.2
				1880	18900	21.79	22.00	0.2
				1909.3	19187	21.89	22.00	0.2
	64-QAM	1 RB	0	1850.7	18607	21.21	22.00	0.3
				1880	18900	21.28	22.00	0.3
				1909.3	19193	21.37	22.00	0.3
			2	1850.7	18609	21.28	22.00	0.3
				1880	18900	21.25	22.00	0.3
				1909.3	19191	21.37	22.00	0.3
			5	1850.7	18615	21.37	22.00	0.3
				1880	18900	21.28	22.00	0.3
				1909.3	19185	21.37	22.00	0.3
		3 RB	0	1850.7	18607	20.27	21.00	0.5
				1880	18900	20.27	21.00	0.5
				1909.3	19193	20.41	21.00	0.5
			2	1850.7	18609	20.27	21.00	0.5
				1880	18900	20.27	21.00	0.5
				1909.3	19191	20.41	21.00	0.5
			3	1850.7	18611	20.27	21.00	0.5
				1880	18900	20.27	21.00	0.5
				1909.3	19189	20.41	21.00	0.5
		6 RB		1850.7	18613	20.27	21.00	0.5
				1880	18900	20.27	21.00	0.5
				1909.3	19187	20.41	21.00	0.5
	256-QAM	1 RB	0	1850.7	18607	18.24	19.00	0.6
				1880	18900	18.27	19.00	0.6
				1909.3	19193	18.43	19.00	0.6
			2	1850.7	18609	18.24	19.00	0.6
				1880	18900	18.27	19.00	0.6
				1909.3	19191	18.43	19.00	0.6
			5	1850.7	18615	18.24	19.00	0.6
				1880	18900	18.27	19.00	0.6
				1909.3	19185	18.43	19.00	0.6
		3 RB	0	1850.7	18607	18.37	19.00	0.6
				1880	18900	18.37	19.00	0.6
				1909.3	19193	18.49	19.00	0.6
			2	1850.7	18609	18.37	19.00	0.6
				1880	18900	18.37	19.00	0.6
				1909.3	19191	18.49	19.00	0.6
			3	1850.7	18611

FDD Band-4									
BW(MHz)	Modulation	RB Size	RB Offset	Frequency (MHz)	Channel	Conducted power (dBm)	Power Max-Tolerance (dBm)	MPR Allowed per 3GPP(dB)
20	QPSK	1 RB	0	1720.5	20005	23.21	24.50	0
				1732.5	20175	23.28	24.50	0
				1745	20350	23.23	24.50	0
			50	1720.5	20005	23.28	24.50	0
				1732.5	20175	23.28	24.50	0
				1745	20350	23.23	24.50	0
			99	1720.5	20005	23.27	24.50	0
				1732.5	20175	23.21	24.50	0
				1745	20350	23.23	24.50	0
		50 RB	0	1720.5	20005	22.21	23.50	0.1
				1732.5	20175	22.28	23.50	0.1
				1745	20350	22.23	23.50	0.1
			25	1720.5	20005	22.21	23.50	0.1
				1732.5	20175	22.28	23.50	0.1
				1745	20350	22.23	23.50	0.1
			50	1720.5	20005	22.28	23.50	0.1
				1732.5	20175	22.21	23.50	0.1
				1745	20350	22.23	23.50	0.1
		100 RB		1720.5	20005	22.28	23.50	0.1
				1732.5	20175	22.28	23.50	0.1
				1745	20350	22.23	23.50	0.1
	16-QAM	1 RB	0	1720.5	20005	23.14	23.50	0.1
				1732.5	20175	23.28	23.50	0.1
				1745	20350	23.22	23.50	0.1
			50	1720.5	20005	23.28	23.50	0.1
				1732.5	20175	23.28	23.50	0.1
				1745	20350	23.23	23.50	0.1
			99	1720.5	20005	23.23	23.50	0.1
				1732.5	20175	23.21	23.50	0.1
				1745	20350	23.23	23.50	0.1
		50 RB	0	1720.5	20005	22.21	22.50	0.2
				1732.5	20175	22.28	22.50	0.2
				1745	20350	22.23	22.50	0.2
			25	1720.5	20005	22.21	22.50	0.2
				1732.5	20175	22.28	22.50	0.2
				1745	20350	22.23	22.50	0.2
			50	1720.5	20005	22.28	22.50	0.2
				1732.5	20175	22.21	22.50	0.2
				1745	20350	22.23	22.50	0.2
		100 RB		1720.5	20005	22.28	22.50	0.2
				1732.5	20175	22.28	22.50	0.2
				1745	20350	22.23	22.50	0.2
	64-QAM	1 RB	0	1720.5	20005	22.14	22.50	0.2
				1732.5	20175	22.28	22.50	0.2
				1745	20350	22.22	22.50	0.2
			50	1720.5	20005	22.28	22.50	0.2
				1732.5	20175	22.28	22.50	0.2
				1745	20350	22.23	22.50	0.2
			99	1720.5	20005	22.23	22.50	0.2
				1732.5	20175	22.21	22.50	0.2
				1745	20350	22.23	22.50	0.2
		50 RB	0	1720.5	20005	21.21	21.50	0.3
				1732.5	20175	21.28	21.50	0.3
				1745	20350	21.23	21.50	0.3
			25	1720.5	20005	21.21	21.50	0.3
				1732.5	20175	21.28	21.50	0.3
				1745	20350	21.23	21.50	0.3
			50	1720.5	20005	21.28	21.50	0.3
				1732.5	20175	21.21	21.50	0.3
				1745	20350	21.23	21.50	0.3
		100 RB		1720.5	20005	21.28	21.50	0.3
				1732.5	20175	21.28	21.50	0.3
				1745	20350	21.23	21.50	0.3
	256-QAM	1 RB	0	1720.5	20005	19.21	19.50	0.5
				1732.5	20175	19.28	19.50	0.5
				1745	20350	19.23	19.50	0.5
			50	1720.5	20005	19.28	19.50	0.5
				1732.5	20175	19.21	19.50	0.5
				1745	20350	19.23	19.50	0.5
			99	1720.5	20005	19.23	19.50	0.5
				1732.5	20175	19.21	19.50	0.5
				1745	20350	19.23	19.50	0.5
		50 RB	0	1720.5	20005	18.21	18.50	0.6
				1732.5	20175	18.28	18.50	0.6
				1745	20350	18.23	18.50	0.6
			25	1720.5	20005	18.21	18.50	0.6
				1732.5	20175	18.28	18.50	0.6
				1745	20350	18.23	18.50	0.6
			50	1720.5	20005	18.28	18.50	0.6
				1732.5	20175	18.21	18.50	0.6
				1745	20350	18.23	18.50	0.6
		100 RB		1720.5	20005	18.28	18.50	0.6
				1732.5	20175	18.28	18.50	0.6
				1745	20350	18.23	18.50	0.6

FDD Band-4									
BW(MHz)	Modulation	RB Size	RB Offset	Frequency (MHz)	Channel	Conducted power (dBm)	Power Max-Tolerance (dBm)	MPR Allowed per 3GPP(dB)
15	QPSK	1 RB	0	1717.5	20000	23.21	24.50	0
				1732.5	20175	23.28	24.50	0
				1747.5	20350	23.23	24.50	0
			38	1717.5	20000	23.28	24.50	0
				1732.5	20175	23.28	24.50	0
				1747.5	20350	23.23	24.50	0
			77	1717.5	20000	23.27	24.50	0
				1732.5	20175	23.21	24.50	0
				1747.5	20350	23.23	24.50	0
		36 RB	0	1717.5	20000	22.21	23.50	0.1
				1732.5	20175	22.28	23.50	0.1
				1747.5	20350	22.23	23.50	0.1
			18	1717.5	20000	22.21	23.50	0.1
				1732.5	20175	22.28	23.50	0.1
				1747.5	20350	22.23	23.50	0.1
			37	1717.5	20000	22.28	23.50	0.1
				1732.5	20175	22.21	23.50	0.1
				1747.5	20350	22.23	23.50	0.1
		75 RB		1717.5	20000	22.28	23.50	0.1
				1732.5	20175	22.28	23.50	0.1
				1747.5	20350	22.23	23.50	0.1
	16-QAM	1 RB	0	1717.5	20000	23.14	23.50	0.1
				1732.5	20175	23.28	23.50	0.1
				1747.5	20350	23.22	23.50	0.1
			50	1717.5	20000	23.28	23.50	0.1
				1732.5	20175	23.28	23.50	0.1
				1747.5	20350	23.23	23.50	0.1
			74	1717.5	20000	23.23	23.50	0.1
				1732.5	20175	23.21	23.50	0.1
				1747.5	20350	23.23	23.50	0.1
		36 RB	0	1717.5	20000	22.21	23.50	0.1
				1732.5	20175	22.28	23.50	0.1
				1747.5	20350	22.23	23.50	0.1
			18	1717.5	20000	22.21	23.50	0.1
				1732.5	20175	22.28	23.50	0.1
				1747.5	20350	22.23	23.50	0.1
			37	1717.5	20000	22.28	23.50	0.1
				1732.5	20175	22.21	23.50	0.1
				1747.5	20350	22.23	23.50	0.1
		75 RB		1717.5	20000	22.28	23.50	0.1
				1732.5	20175	22.28	23.50	0.1
				1747.5	20350	22.23	23.50	0.1
	64-QAM	1 RB	0	1717.5	20000	22.14	22.50	0.2
				1732.5	20175	22.28	22.50	0.2
				1747.5	20350	22.22	22.50	0.2
			50	1717.5	20000	22.28	22.50	0.2
				1732.5	20175	22.28	22.50	0.2
				1747.5	20350	22.23	22.50	0.2
			74	1717.5	20000	22.23	22.50	0.2
				1732.5	20175	22.21	22.50	0.2
				1747.5	20350	22.23	22.50	0.2
		36 RB	0	1717.5	20000	21.21	22.50	0.3
				1732.5	20175	21.28	22.50	0.3
				1747.5	20350	21.23	22.50	0.3
			18	1717.5	20000	21.21	22.50	0.3
				1732.5	20175	21.28	22.50	0.3
				1747.5	20350	21.23	22.50	0.3
			37	1717.5	20000	21.28	22.50	0.3
				1732.5	20175	21.21	22.50	0.3
				1747.5	20350	21.23	22.50	0.3
		75 RB		1717.5	20000	21.28	22.50	0.3
				1732.5	20175	21.28	22.50	0.3
				1747.5	20350	21.23	22.50	0.3
	256-QAM	1 RB	0	1717.5	20000	18.21	19.50	0.5
				1732.5	20175	18.28	19.50	0.5
				1747.5	20350	18.23	19.50	0.5
			50	1717.5	20000	18.28	19.50	0.5
				1732.5	20175	18.21	19.50	0.5
				1747.5	20350	18.23	19.50	0.5
			74	1717.5	20000	18.23	19.50	0.5
				1732.5	20175	18.21	19.50	0.5
				1747.5	20350	18.23	19.50	0.5
		36 RB	0	1717.5	20000	18.21	19.50	0.5
				1732.5	20175	18.28	19.50	0.5
				1747.5	20350	18.23	19.50	0.5
			18	1717.5	20000	18.21	19.50	0.5
				1732.5	20175	18.28	19.50	0.5
				1747.5	20350	18.23	19.50	0.5
			37	1717.5	20000	18.28	19.50	0.5
				1732.5	20175	18.21	19.50	0.5
				1747.5	20350	18.23	19.50	0.5
		75 RB		1717.5	20000	18.28	19.50	0.5
				1732.5	20175	18.28	19.50	0.5
				1747.5	20350	18.23	19.50	0.5

FDD Band-4									
BW(MHz)	Modulation	RB Size	RB Offset	Frequency (MHz)	Channel	Conducted power (dBm)	Power Max-Tolerance (dBm)	MPR Allowed per 3GPP(dB)
10	QPSK	1 RB	0	1715	19965	23.21	24.50	0
				1732.5	20175	23.28	24.50	0
				1750	20385	23.23	24.50	0
			25	1715	19965	23.28	24.50	0
				1732.5	20175	23.28	24.50	0
				1750	20385	23.23	24.50	0
			49	1715	19965	23.27	24.50	0
				1732.5	20175	23.21	24.50	0
				1750	20385	23.23	24.50	0
		25 RB	0	1715	19965	22.21	23.50	0.1
				1732.5	20175	22.28	23.50	0.1
				1750	20385	22.23	23.50	0.1
			12	1715	19965	22.21	23.50	0.1
				1732.5	20175	22.28	23.50	0.1
				1750	20385	22.23	23.50	0.1
			25	1715	19965	22.28	23.50	0.1
				1732.5	20175	22.21	23.50	0.1
				1750	20385	22.23	23.50	0.1
		50 RB		1715	19965	22.28	23.50	0.1
				1732.5	20175	22.28	23.50	0.1
				1750	20385	22.23	23.50	0.1
	16-QAM	1 RB	0	1715	19965	23.14	23.50	0.1
				1732.5	20175	23.28	23.50	0.1
				1750	20385	23.22	23.50	0.1
			49	1715	19965	23.28	23.50	0.1
				1732.5	20175	23.28	23.50	0.1
				1750	20385	23.23	23.50	0.1
		25 RB	0	1715	19965	22.21	23.50	0.1
				1732.5	20175	22.28	23.50	0.1
				1750	20385	22.23	23.50	0.1
			12	1715	19965	22.21	23.50	0.1
				1732.5	20175	22.28	23.50	0.1
				1750	20385	22.23	23.50	0.1
			25	1715	19965	22.28	23.50	0.1
				1732.5	20175	22.21	23.50	0.1
				1750	20385	22.23	23.50	0.1
		50 RB		1715	19965	22.28	23.50	0.1
				1732.5	20175	22.28	23.50	0.1
				1750	20385	22.23	23.50	0.1
	64-QAM	1 RB	0	1715	19965	22.14	22.50	0.2
				1732.5	20175	22.28	22.50	0.2
				1750	20385	22.22	22.50	0.2
			49	1715	19965	22.28	22.50	0.2
				1732.5	20175	22.28	22.50	0.2
				1750	20385	22.23	22.50	0.2
		25 RB	0	1715	19965	21.21	22.50	0.3
				1732.5	20175	21.28	22.50	0.3
				1750	20385	21.23	22.50	0.3
			12	1715	19965	21.21	22.50	0.3
				1732.5	20175	21.28	22.50	0.3
				1750	20385	21.23	22.50	0.3
			25	1715	19965	21.28	22.50	0.3
				1732.5	20175	21.21	22.50	0.3
				1750	20385	21.23	22.50	0.3
		50 RB		1715	19965	21.28	22.50	0.3
				1732.5	20175	21.28	22.50	0.3
				1750	20385	21.23	22.50	0.3
	256-QAM	1 RB	0	1715	19965	19.21	19.50	0.5
				1732.5	20175	19.28	19.50	0.5
				1750	20385	19.23	19.50	0.5
			25	1715	19965	19.28	19.50	0.5
				1732.5	20175	19.21	19.50	0.5
				1750	20385	19.23	19.50	0.5
			49	1715	19965	19.23	19.50	0.5
				1732.5	20175	19.21	19.50	0.5
				1750	20385	19.23	19.50	0.5
		25 RB	0	1715	19965	18.21	19.50	0.5
				1732.5	20175	18.28	19.50	0.5
				1750	20385	18.23	19.50	0.5
			12	1715	19965	18.21	19.50	0.5
				1732.5	20175	18.28	19.50	0.5
				1750	20385	18.23	19.50	0.5
			25	1715	19965	18.28	19.50	0.5
				1732.5	20175	18.21	19.50	0.5
				1750	20385	18.23	19.50	0.5
		50 RB		1715	19965	18.28	19.50	0.5
				1732.5	20175	18.28	19.50	0.5
				1750	20385	18.23	19.50	0.5

FDD Band-4									
BW(MHz)	Modulation	RB Size	RB Offset	Frequency (MHz)	Channel	Conducted power (dBm)	Power Max-Tolerance (dBm)	MPR Allowed per 3GPP(dB)
5	QPSK	1 RB	0	1712.5	19965	23.21	24.50	0
				1732.5	20175	23.28	24.50	0
				1752.5	20385	23.23	24.50	0
			12	1712.5	19965	23.28	24.50	0
				1732.5	20175	23.28	24.50	0
				1752.5	20385	23.23	24.50	0
			24	1712.5	19965	23.27	24.50	0
				1732.5	20175	23.21	24.50	0
				1752.5	20385	23.23	24.50	0
		12 RB	0	1712.5	19965	22.21	23.50	0.1
				1732.5	20175	22.28	23.50	0.1
				1752.5	20385	22.23	23.50	0.1
			6	1712.5	19965	22.21	23.50	0.1
				1732.5	20175	22.28	23.50	0.1
				1752.5	20385	22.23	23.50	0.1
			11	1712.5	19965	22.28	23.50	0.1
				1732.5	20175	22.21	23.50	0.1
				1752.5	20385	22.23	23.50	0.1
		25 RB		1712.5	19965	22.28	23.50	0.1
				1732.5	20175	22.28	23.50	0.1
				1752.5	20385	22.23	23.50	0.1
	16-QAM	1 RB	0	1712.5	19965	23.14	23.50	0.1
				1732.5	20175	23.28	23.50	0.1
				1752.5	20385	23.22	23.50	0.1
			12	1712.5	19965	23.28	23.50	0.1
				1732.5	20175	23.28	23.50	0.1
				1752.5	20385	23.23	23.50	0.1
			24	1712.5	19965	23.23	23.50	0.1
				1732.5	20175	23.21	23.50	0.1
				1752.5	20385	23.23	23.50	0.1
		12 RB	0	1712.5	19965	22.21	23.50	0.1
				1732.5	20175	22.28	23.50	0.1
				1752.5	20385	22.23	23.50	0.1
			6	1712.5	19965	22.21	23.50	0.1
				1732.5	20175	22.28	23.50	0.1
				1752.5	20385	22.23	23.50	0.1
			11	1712.5	19965	22.28	23.50	0.1
				1732.5	20175	22.21	23.50	0.1
				1752.5	20385	22.23	23.50	0.1
		25 RB		1712.5	19965	22.28	23.50	0.1
				1732.5	20175	22.28	23.50	0.1
				1752.5	20385	22.23	23.50	0.1
	64-QAM	1 RB	0	1712.5	19965	22.14	22.50	0.2
				1732.5	20175	22.28	22.50	0.2
				1752.5	20385	22.22	22.50	0.2
			12	1712.5	19965	22.28	22.50	0.2
				1732.5	20175	22.28	22.50	0.2
				1752.5	20385	22.23	22.50	0.2
			24	1712.5	19965	22.23	22.50	0.2
				1732.5	20175	22.21	22.50	0.2
				1752.5	20385	22.23	22.50	0.2
		12 RB	0	1712.5	19965	21.21	22.50	0.3
				1732.5	20175	21.28	22.50	0.3
				1752.5	20385	21.23	22.50	0.3
			6	1712.5	19965	21.21	22.50	0.3
				1732.5	20175	21.28	22.50	0.3
				1752.5	20385	21.23	22.50	0.3
			11	1712.5	19965	21.28	22.50	0.3
				1732.5	20175	21.21	22.50	0.3
				1752.5	20385	21.23	22.50	0.3
		25 RB		1712.5	19965	21.28	22.50	0.3
				1732.5	20175	21.28	22.50	0.3
				1752.5	20385	21.23	22.50	0.3
	256-QAM	1 RB	0	1712.5	19965	19.21	19.50	0.5
				1732.5	20175	19.28	19.50	0.5
				1752.5	20385	19.23	19.50	0.5
			12	1712.5	19965	19.28	19.50	0.5
				1732.5	20175	19.21	19.50	0.5
				1752.5	20385	19.23	19.50	0.5
			24	1712.5	19965	19.23	19.50	0.5
				1732.5	20175	19.21	19.50	0.5
				1752.5	20385	19.23	19.50	0.5
		12 RB	0	1712.5	19965	18.21	19.50	0.5
				1732.5	20175	18.28	19.50	0.5
				1752.5	20385	18.23	19.50	0.5
			6	1712.5	19965	18.21	19.50	0.5
				1732.5	20175	18.28	19.50	0.5
				1752.5	20385	18.23	19.50	0.5
			11	1712.5	19965	18.28	19.50	0.5
				1732.5	20175	18.21	19.50	0.5
				1752.5	20385	18.23	19.50	0.5
		25 RB		1712.5	19965	18.28	19.50	0.5
				1732.5	20175	18.28	19.50	0.5
				1752.5	20385	18.23	19.50	0.5

FDD Band-4									
BW(MHz)	Modulation	RB Size	RB Offset	Frequency (MHz)	Channel	Conducted power (dBm)	Power Max-Tolerance (dBm)	MPR Allowed per 3GPP(dB)
3	QPSK	1 RB	0	1711.5	19965	23.21	24.50	0
				1732.5	20175	23.28	24.50	0
				1753.5	20385	23.23	24.50	0
			7	1711.5	19965	23.28	24.50	0
				1732.5	20175	23.28	24.50	0
				1753.5	20385	23.23	24.50	0
			14	1711.5	19965	23.27	24.50	0
				1732.5	20175	23.21	24.50	0
				1753.5	20385	23.23	24.50	0
		8 RB	0	1711.5	19965	22.21	23.50	0.1
				1732.5	20175	22.28	23.50	0.1
				1753.5	20385	22.23	23.50	0.1
			4	1711.5	19965	22.21	23.50	0.1
				1732.5	20175	22.28	23.50	0.1
				1753.5	20385	22.23	23.50	0.1
			7	1711.5	19965	22.28	23.50	0.1
				1732.5	20175	22.21	23.50	0.1
				1753.5	20385	22.23	23.50	0.1
		15 RB		1711.5	19965	22.28	23.50	0.1
				1732.5	20175	22.28	23.50	0.1
				1753.5	20385	22.23	23.50	0.1
	16-QAM	1 RB	0	1711.5	19965	23.14	23.50	0.1
				1732.5	20175	23.28	23.50	0.1
				1753.5	20385	23.22	23.50	0.1
			7	1711.5	19965	23.28	23.50	0.1
				1732.5	20175	23.28	23.50	0.1
				1753.5	20385	23.23	23.50	0.1
			14	1711.5	19965	23.23	23.50	0.1
				1732.5	20175	23.21	23.50	0.1
				1753.5	20385	23.23	23.50	0.1
		8 RB	0	1711.5	19965	22.21	23.50	0.1
				1732.5	20175	22.28	23.50	0.1
				1753.5	20385	22.23	23.50	0.1
			4	1711.5	19965	22.21	23.50	0.1
				1732.5	20175	22.28	23.50	0.1
				1753.5	20385	22.23	23.50	0.1
			7	1711.5	19965	22.28	23.50	0.1
				1732.5	20175	22.21	23.50	0.1
				1753.5	20385	22.23	23.50	0.1
		15 RB		1711.5	19965	22.28	23.50	0.1
				1732.5	20175	22.28	23.50	0.1
				1753.5	20385	22.23	23.50	0.1
	64-QAM	1 RB	0	1711.5	19965	22.14	22.50	0.2
				1732.5	20175	22.28	22.50	0.2
				1753.5	20385	22.22	22.50	0.2
			7	1711.5	19965	22.28	22.50	0.2
				1732.5	20175	22.28	22.50	0.2
				1753.5	20385	22.23	22.50	0.2
			14	1711.5	19965	22.23	22.50	0.2
				1732.5	20175	22.21	22.50	0.2
				1753.5	20385	22.23	22.50	0.2
		8 RB	0	1711.5	19965	21.21	22.50	0.3
				1732.5	20175	21.28	22.50	0.3
				1753.5	20385	21.23	22.50	0.3
			4	1711.5	19965	21.21	22.50	0.3
				1732.5	20175	21.28	22.50	0.3
				1753.5	20385	21.23	22.50	0.3
			7	1711.5	19965	21.28	22.50	0.3
				1732.5	20175	21.21	22.50	0.3
				1753.5	20385	21.23	22.50	0.3
		15 RB		1711.5	19965	21.28	22.50	0.3
				1732.5	20175	21.28	22.50	0.3
				1753.5	20385	21.23	22.50	0.3
	256-QAM	1 RB	0	1711.5	19965	19.21	19.50	0.5
				1732.5	20175	19.28	19.50	0.5
				1753.5	20385	19.23	19.50	0.5
			7	1711.5	19965	19.28	19.50	0.5
				1732.5	20175	19.21	19.50	0.5
				1753.5	20385	19.23	19.50	0.5
			14	1711.5	19965	19.23	19.50	0.5
				1732.5	20175	19.21	19.50	0.5
				1753.5	20385	19.23	19.50	0.5
		8 RB	0	1711.5	19965	18.21	19.50	0.5
				1732.5	20175	18.28	19.50	0.5
				1753.5	20385	18.23	19.50	0.5
			4	1711.5	19965	18.21	19.50	0.5
				1732.5	20175	18.28	19.50	0.5
				1753.5	20385	18.23	19.50	0.5
			7	1711.5	19965	18.28	19.50	0.5
				1732.5	20175	18.21	19.50	0.5
				1753.5	20385	18.23

FDD Band 5

BW(MHz)	Modulation	RB Size	RB Offset	Frequency (MHz)	Channel	Conducted power (dBm)	Target Power + Max. Tolerance (dBm)	MPR Allowed per 3GPP(dB)
10	QPSK	1 RB	0	829	20450	23.03	24.50	0
				836.5	20525	23.09	24.50	0
				844	20600	22.98	24.50	0
			25	829	20450	22.95	24.50	0
				836.5	20525	22.91	24.50	0
				844	20600	22.79	24.50	0
			49	829	20450	22.87	24.50	0
				836.5	20525	23.07	24.50	0
				844	20600	22.94	24.50	0
		25 RB	0	829	20450	22.15	23.50	0-1
				836.5	20525	22.18	23.50	0-1
				844	20600	22.16	23.50	0-1
			12	829	20450	22.11	23.50	0-1
				836.5	20525	22.07	23.50	0-1
				844	20600	22.00	23.50	0-1
			25	829	20450	22.14	23.50	0-1
				836.5	20525	22.15	23.50	0-1
				844	20600	22.13	23.50	0-1
		50RB		829	20450	22.22	23.50	0-1
				836.5	20525	22.17	23.50	0-1
				844	20600	22.05	23.50	0-1
	16-QAM	1 RB	0	829	20450	22.36	23.50	0-1
				836.5	20525	22.75	23.50	0-1
				844	20600	22.33	23.50	0-1
			25	829	20450	22.29	23.50	0-1
				836.5	20525	22.19	23.50	0-1
				844	20600	22.47	23.50	0-1
			49	829	20450	21.92	23.50	0-1
				836.5	20525	22.35	23.50	0-1
				844	20600	22.28	23.50	0-1
		25 RB	0	829	20450	21.17	22.50	0-2
				836.5	20525	21.04	22.50	0-2
				844	20600	20.98	22.50	0-2
			12	829	20450	21.15	22.50	0-2
				836.5	20525	21.08	22.50	0-2
				844	20600	21.09	22.50	0-2
			25	829	20450	21.13	22.50	0-2
				836.5	20525	21.00	22.50	0-2
				844	20600	21.13	22.50	0-2
		50RB		829	20450	21.21	22.50	0-2
				836.5	20525	21.08	22.50	0-2
				844	20600	21.03	22.50	0-2
	64-QAM	1 RB	0	829	20450	21.00	22.50	0-2
				836.5	20525	20.99	22.50	0-2
				844	20600	20.94	22.50	0-2
			25	829	20450	20.87	22.50	0-2
				836.5	20525	20.89	22.50	0-2
				844	20600	20.88	22.50	0-2
			49	829	20450	20.89	22.50	0-2
				836.5	20525	20.91	22.50	0-2
				844	20600	20.90	22.50	0-2
		25 RB	0	829	20450	19.88	21.50	0-3
				836.5	20525	19.81	21.50	0-3
				844	20600	19.87	21.50	0-3
			12	829	20450	19.92	21.50	0-3
				836.5	20525	19.89	21.50	0-3
				844	20600	19.93	21.50	0-3
			25	829	20450	19.85	21.50	0-3
				836.5	20525	19.90	21.50	0-3
				844	20600	19.83	21.50	0-3
		50RB		829	20450	19.99	21.50	0-3
				836.5	20525	19.89	21.50	0-3
				844	20600	19.89	21.50	0-3
	256-QAM	1 RB	0	829	20450	17.86	19.50	0-5
				836.5	20525	17.84	19.50	0-5
				844	20600	17.81	19.50	0-5
			25	829	20450	17.97	19.50	0-5
				836.5	20525	17.98	19.50	0-5
				844	20600	17.92	19.50	0-5
			49	829	20450	17.97	19.50	0-5
				836.5	20525	17.96	19.50	0-5
				844	20600	17.85	19.50	0-5
		25 RB	0	829	20450	17.93	19.50	0-5
				836.5	20525	17.90	19.50	0-5
				844	20600	17.99	19.50	0-5
			12	829	20450	17.84	19.50	0-5
				836.5	20525	17.90	19.50	0-5
				844	20600	17.81	19.50	0-5
			25	829	20450	17.91	19.50	0-5
				836.5	20525	17.86	19.50	0-5
				844	20600	17.99	19.50	0-5
		50RB		829	20450	17.85	19.50	0-5
				836.5	20525	17.86	19.50	0-5
				844	20600	17.87	19.50	0-5

FDD Band 5

BW(MHz)	Modulation	RB Size	RB Offset	Frequency (MHz)	Channel	Conducted power (dBm)	Target Power + Max. Tolerance (dBm)	MPR Allowed per 3GPP(dB)
5	QPSK	1 RB	0	826.5	20415	22.89	24.50	0
				836.5	20525	23.01	24.50	0
				846.5	20625	22.82	24.50	0
			12	826.5	20415	22.81	24.50	0
				836.5	20525	22.72	24.50	0
				846.5	20625	22.63	24.50	0
			24	826.5	20415	22.76	24.50	0
				836.5	20525	22.98	24.50	0
				846.5	20625	22.68	24.50	0
		12 RB	0	826.5	20415	22.12	23.50	0-1
				836.5	20525	22.05	23.50	0-1
				846.5	20625	22.06	23.50	0-1
			6	826.5	20415	21.92	23.50	0-1
				836.5	20525	22.05	23.50	0-1
				846.5	20625	21.85	23.50	0-1
			13	826.5	20415	22.12	23.50	0-1
				836.5	20525	22.01	23.50	0-1
				846.5	20625	22.13	23.50	0-1
		25RB		826.5	20415	22.05	23.50	0-1
				836.5	20525	22.05	23.50	0-1
				846.5	20625	22.02	23.50	0-1
	16-QAM	1 RB	0	826.5	20415	22.28	23.50	0-1
				836.5	20525	22.58	23.50	0-1
				846.5	20625	22.25	23.50	0-1
			12	826.5	20415	22.13	23.50	0-1
				836.5	20525	22.08	23.50	0-1
				846.5	20625	22.45	23.50	0-1
			24	826.5	20415	21.89	23.50	0-1
				836.5	20525	22.35	23.50	0-1
				846.5	20625	22.11	23.50	0-1
		12 RB	0	826.5	20415	21.15	22.50	0-2
				836.5	20525	20.89	22.50	0-2
				846.5	20625	20.92	22.50	0-2
			6	826.5	20415	21.08	22.50	0-2
				836.5	20525	20.92	22.50	0-2
				846.5	20625	20.98	22.50	0-2
			13	826.5	20415	21.01	22.50	0-2
				836.5	20525	20.86	22.50	0-2
				846.5	20625	21.01	22.50	0-2
		25RB		826.5	20415	21.02	22.50	0-2
				836.5	20525	21.05	22.50	0-2
				846.5	20625	20.93	22.50	0-2
	64-QAM	1 RB	0	826.5	20415	20.91	22.50	0-2
				836.5	20525	20.98	22.50	0-2
				846.5	20625	20.82	22.50	0-2
			12	826.5	20415	20.98	22.50	0-2
				836.5	20525	20.96	22.50	0-2
				846.5	20625	20.94	22.50	0-2
			24	826.5	20415	20.83	22.50	0-2
				836.5	20525	20.91	22.50	0-2
				846.5	20625	20.89	22.50	0-2
		12 RB	0	826.5	20415	19.87	21.50	0-3
				836.5	20525	19.94	21.50	0-3
				846.5	20625	19.84	21.50	0-3
			6	826.5	20415	19.97	21.50	0-3
				836.5	20525	19.95	21.50	0-3
				846.5	20625	19.84	21.50	0-3
			13	826.5	20415	20.00	21.50	0-3
				836.5	20525	19.82	21.50	0-3
				846.5	20625	19.93	21.50	0-3
		25RB		826.5	20415	19.81	21.50	0-3
				836.5	20525	19.87	21.50	0-3
				846.5	20625	19.84	21.50	0-3
	256-QAM	1 RB	0	826.5	20415	17.86	19.50	0-5
				836.5	20525	17.98	19.50	0-5
				846.5	20625	17.88	19.50	0-5
			12	826.5	20415	17.84	19.50	0-5
				836.5	20525	17.93	19.50	0-5
				846.5	20625	17.99	19.50	0-5
			24	826.5	20415	17.81	19.50	0-5
				836.5	20525	17.85	19.50	0-5
				846.5	20625	17.90	19.50	0-5
		12 RB	0	826.5	20415	17.85	19.50	0-5
				836.5	20525	17.89	19.50	0-5
				846.5	20625	17.95	19.50	0-5
			6	826.5	20415	17.89	19.50	0-5
				836.5	20525	17.93	19.50	0-5
				846.5	20625	17.90	19.50	0-5
			13	826.5	20415	17.89	19.50	0-5
				836.5	20525	17.92	19.50	0-5
				846.5	20625	18.00	19.50	0-5
		25RB		826.5	20415	17.94	19.50	0-5
				836.5	20525	17.92	19.50	0-5
				846.5	20625	17.97	19.50	0-5

FDD Band 5

BW(MHz)	Modulation	RB Size	RB Offset	Frequency (MHz)	Channel	Conducted power (dBm)	Target Power + Max. Tolerance (dBm)	MPR Allowed per 3GPP(dB)
3	QPSK	1 RB	0	825.5	20415	22.70	24.50	0
				836.5	20525	22.84	24.50	0
				847.5	20635	22.75	24.50	0
			7	825.5	20415	22.76	24.50	0
				836.5	20525	22.65	24.50	0
				847.5	20635	22.50	24.50	0
			14	825.5	20415	22.71	24.50	0
				836.5	20525	22.87	24.50	0
				847.5	20635	22.68	24.50	0
		8 RB	0	825.5	20415	22.02	23.50	0-1
				836.5	20525	21.99	23.50	0-1
				847.5	20635	22.01	23.50	0-1
			4	825.5	20415	21.90	23.50	0-1
				836.5	20525	22.04	23.50	0-1
				847.5	20635	21.75	23.50	0-1
			7	825.5	20415	22.07	23.50	0-1
				836.5	20525	21.99	23.50	0-1
				847.5	20635	22.09	23.50	0-1
		15RB		825.5	20415	21.88	23.50	0-1
				836.5	20525	21.86	23.50	0-1
				847.5	20635	22.02	23.50	0-1
	16-QAM	1 RB	0	825.5	20415	22.28	23.50	0-1
				836.5	20525	22.54	23.50	0-1
				847.5	20635	22.12	23.50	0-1
			7	825.5	20415	22.02	23.50	0-1
				836.5	20525	21.90	23.50	0-1
				847.5	20635	22.25	23.50	0-1
			14	825.5	20415	21.72	23.50	0-1
				836.5	20525	22.23	23.50	0-1
				847.5	20635	21.96	23.50	0-1
		8 RB	0	825.5	20415	21.04	22.50	0-2
				836.5	20525	20.76	22.50	0-2
				847.5	20635	20.79	22.50	0-2
			4	825.5	20415	21.02	22.50	0-2
				836.5	20525	20.79	22.50	0-2
				847.5	20635	20.82	22.50	0-2
			7	825.5	20415	20.90	22.50	0-2
				836.5	20525	20.73	22.50	0-2
				847.5	20635	20.96	22.50	0-2
		15RB		825.5	20415	20.89	22.50	0-2
				836.5	20525	20.89	22.50	0-2
				847.5	20635	20.91	22.50	0-2
	64-QAM	1 RB	0	825.5	20415	20.86	22.50	0-2
				836.5	20525	20.98	22.50	0-2
				847.5	20635	20.95	22.50	0-2
			7	825.5	20415	20.83	22.50	0-2
				836.5	20525	20.86	22.50	0-2
				847.5	20635	20.96	22.50	0-2
			14	825.5	20415	20.97	22.50	0-2
				836.5	20525	20.85	22.50	0-2
				847.5	20635	20.95	22.50	0-2
		8 RB	0	825.5	20415	19.83	21.50	0-3
				836.5	20525	19.96	21.50	0-3
				847.5	20635	19.81	21.50	0-3
			4	825.5	20415	19.96	21.50	0-3
				836.5	20525	19.81	21.50	0-3
				847.5	20635	19.82	21.50	0-3
			7	825.5	20415	19.88	21.50	0-3
				836.5	20525	19.87	21.50	0-3
				847.5	20635	19.90	21.50	0-3
		15RB		825.5	20415	19.83	21.50	0-3
				836.5	20525	19.88	21.50	0-3
				847.5	20635	19.96	21.50	0-3
	256-QAM	1 RB	0	825.5	20415	17.93	19.50	0-5
				836.5	20525	17.98	19.50	0-5
				847.5	20635	17.93	19.50	0-5
			7	825.5	20415	17.99	19.50	0-5
				836.5	20525	17.87	19.50	0-5
				847.5	20635	18.00	19.50	0-5
			14	825.5	20415	17.91	19.50	0-5
				836.5	20525	17.83	19.50	0-5
				847.5	20635	17.89	19.50	0-5
		8 RB	0	825.5	20415	17.83	19.50	0-5
				836.5	20525	17.82	19.50	0-5
				847.5	20635	17.85	19.50	0-5
			4	825.5	20415	17.84	19.50	0-5
				836.5	20525	17.82	19.50	0-5
				847.5	20635	17.94	19.50	0-5
			7	825.5	20415	17.99	19.50	0-5
				836.5	20525	17.81	19.50	0-5
				847.5	20635	17.82	19.50	0-5
		15RB		825.5	20415	17.86	19.50	0-5
				836.5	20525	17.83	19.50	0-5
				847.5	20635	17.87	19.50	0-5

FDD Band 5

BW(MHz)	Modulation	RB Size	RB Offset	Frequency (MHz)	Channel	Conducted power (dBm)	Target Power + Max. Tolerance (dBm)	MPR Allowed per 3GPP(dB)
1.4	QPSK	1 RB	0	824.7	20407	23.01	24.50	0
				836.5	20525	22.87	24.50	0
				848.3	20643	22.68	24.50	0
			2	824.7	20407	23.03	24.50	0
				836.5	20525	23.01	24.50	0
				848.3	20643	22.58	24.50	0
			5	824.7	20407	23.03	24.50	0
				836.5	20525	22.92	24.50	0
				848.3	20643	22.87	24.50	0
		3 RB	0	824.7	20407	23.02	24.50	0
				836.5	20525	22.91	24.50	0
				848.3	20643	22.60	24.50	0
			2	824.7	20407	23.07	24.50	0
				836.5	20525	23.03	24.50	0
				848.3	20643	22.58	24.50	0
			3	824.7	20407	22.93	24.50	0
				836.5	20525	22.87	24.50	0
				848.3	20643	22.91	24.50	0
		6RB		824.7	20407	22.11	23.50	0-1
				836.5	20525	21.97	23.50	0-1
				848.3	20643	21.70	23.50	0-1
	16-QAM	1 RB	0	824.7	20407	22.30	23.50	0-1
				836.5	20525	21.88	23.50	0-1
				848.3	20643	22.23	23.50	0-1
			2	824.7	20407	22.41	23.50	0-1
				836.5	20525	22.30	23.50	0-1
				848.3	20643	22.07	23.50	0-1
			5	824.7	20407	22.24	23.50	0-1
				836.5	20525	21.94	23.50	0-1
				848.3	20643	21.91	23.50	0-1
		3 RB	0	824.7	20407	22.04	23.50	0-1
				836.5	20525	22.05	23.50	0-1
				848.3	20643	21.75	23.50	0-1
			2	824.7	20407	22.25	23.50	0-1
				836.5	20525	22.15	23.50	0-1
				848.3	20643	21.68	23.50	0-1
			3	824.7	20407	22.15	23.50	0-1
				836.5	20525	21.91	23.50	0-1
				848.3	20643	21.85	23.50	0-1
		6RB		824.7	20407	21.12	22.50	0-2
				836.5	20525	21.04	22.50	0-2
				848.3	20643	20.69	22.50	0-2
	64-QAM	1 RB	0	824.7	20407	20.95	22.50	0-2
				836.5	20525	20.94	22.50	0-2
				848.3	20643	20.94	22.50	0-2
			2	824.7	20407	20.82	22.50	0-2
				836.5	20525	20.90	22.50	0-2
				848.3	20643	20.91	22.50	0-2
			5	824.7	20407	20.89	22.50	0-2
				836.5	20525	20.95	22.50	0-2
				848.3	20643	20.96	22.50	0-2
		3 RB	0	824.7	20407	20.87	22.50	0-2
				836.5	20525	20.92	22.50	0-2
				848.3	20643	20.80	22.50	0-2
			2	824.7	20407	20.74	22.50	0-2
				836.5	20525	20.75	22.50	0-2
				848.3	20643	20.90	22.50	0-2
			3	824.7	20407	20.85	22.50	0-2
				836.5	20525	20.85	22.50	0-2
				848.3	20643	20.88	22.50	0-2
		6RB		824.7	20407	19.81	21.50	0-3
				836.5	20525	19.86	21.50	0-3
				848.3	20643	20.00	21.50	0-3
	256-QAM	1 RB	0	824.7	20407	17.86	19.50	0-5
				836.5	20525	17.92	19.50	0-5
				848.3	20643	17.82	19.50	0-5
			2	824.7	20407	17.82	19.50	0-5
				836.5	20525	17.83	19.50	0-5
				848.3	20643	17.82	19.50	0-5
			5	824.7	20407	17.81	19.50	0-5
				836.5	20525	17.81	19.50	0-5
				848.3	20643	17.88	19.50	0-5
		3 RB	0	824.7	20407	17.82	19.50	0-5
				836.5	20525	17.84	19.50	0-5
				848.3	20643	17.87	19.50	0-5
			2	824.7	20407	17.83	19.50	0-5
				836.5	20525	17.83	19.50	0-5
				848.3	20643	17.88	19.50	0-5
			3	824.7	20407	17.91	19.50	0-5
				836.5	20525	17.88	19.50	0-5
				848.3	20643	17.81	19.50	0-5
		6RB		824.7	20407	17.93	19.50	0-5
				836.5	20525	17.88	19.50	0-5
				848.3	20643	18.00	19.50	0-5

Unless otherwise stated the results shown in this test report refer only to the sample(s) tested and such sample(s) are retained for 90 days only.
除非另有說明，此報告結果僅對測試之樣品負責，同時此樣品僅保留90天。本報告未經本公司書面許可，不可部份複製。
This document is issued by the Company subject to its General Conditions of Service printed overleaf, available on request or accessible at http://www.sgs.com.tw/Terms-and-Conditions and for electronic format documents, subject to Terms and Conditions for Electronic Documents at http://www.sgs.com.tw/Terms-and-Conditions. Attention is drawn to the limitation of liability, indemnification and jurisdiction issues defined therein. Any holder of this document is advised that information contained hereon reflects the Company's findings at the time of its intervention only and within the limits of Client's instructions, if any. The Company's sole responsibility is to its Client and this document does not exonerate parties to a transaction from exercising all their rights and obligations under the transaction documents. This document cannot be reproduced except in full, without prior written approval of the Company. Any unauthorized alteration, forgery or falsification of the content or appearance of this document is unlawful and offenders may be prosecuted to the fullest extent of the law.

FDD Band 7

BW(MHz)	Modulation	RB Size	RB Offset	Frequency (MHz)	Channel	Conducted power (dBm)	Target Power + Max. Tolerance (dBm)	MPR Allowed per 3GPP(dB)
20	QPSK	1 RB	0	2510	20850	22.55	23.50	0
				2535	21100	22.51	23.50	0
				2560	21350	22.50	23.50	0
			50	2510	20850	22.37	23.50	0
				2535	21100	22.55	23.50	0
				2560	21350	22.47	23.50	0
			99	2510	20850	22.70	23.50	0
				2535	21100	22.60	23.50	0
				2560	21350	22.71	23.50	0
		50 RB	0	2510	20850	21.54	22.50	0-1
				2535	21100	21.65	22.50	0-1
				2560	21350	21.63	22.50	0-1
			25	2510	20850	21.61	22.50	0-1
				2535	21100	21.62	22.50	0-1
				2560	21350	21.67	22.50	0-1
			50	2510	20850	21.70	22.50	0-1
				2535	21100	21.66	22.50	0-1
				2560	21350	21.71	22.50	0-1
		100RB		2510	20850	21.58	22.50	0-1
				2535	21100	21.68	22.50	0-1
				2560	21350	21.62	22.50	0-1
	16-QAM	1 RB	0	2510	20850	21.58	22.50	0-1
				2535	21100	21.66	22.50	0-1
				2560	21350	21.61	22.50	0-1
			50	2510	20850	21.70	22.50	0-1
				2535	21100	21.68	22.50	0-1
				2560	21350	21.77	22.50	0-1
			99	2510	20850	21.73	22.50	0-1
				2535	21100	21.63	22.50	0-1
				2560	21350	22.10	22.50	0-1
		50 RB	0	2510	20850	20.56	21.50	0-2
				2535	21100	20.58	21.50	0-2
				2560	21350	20.69	21.50	0-2
			25	2510	20850	20.57	21.50	0-2
				2535	21100	20.71	21.50	0-2
				2560	21350	20.67	21.50	0-2
			50	2510	20850	20.57	21.50	0-2
				2535	21100	20.64	21.50	0-2
				2560	21350	20.70	21.50	0-2
		100RB		2510	20850	20.54	21.50	0-2
				2535	21100	20.67	21.50	0-2
				2560	21350	20.64	21.50	0-2
	64-QAM	1 RB	0	2510	20850	20.67	21.50	0-2
				2535	21100	20.64	21.50	0-2
				2560	21350	20.52	21.50	0-2
			50	2510	20850	20.70	21.50	0-2
				2535	21100	20.55	21.50	0-2
				2560	21350	20.51	21.50	0-2
			99	2510	20850	20.58	21.50	0-2
				2535	21100	20.56	21.50	0-2
				2560	21350	20.52	21.50	0-2
		50 RB	0	2510	20850	19.60	20.50	0-3
				2535	21100	19.63	20.50	0-3
				2560	21350	19.53	20.50	0-3
			25	2510	20850	19.63	20.50	0-3
				2535	21100	19.63	20.50	0-3
				2560	21350	19.53	20.50	0-3
			50	2510	20850	19.67	20.50	0-3
				2535	21100	19.68	20.50	0-3
				2560	21350	19.57	20.50	0-3
		100RB		2510	20850	19.66	20.50	0-3
				2535	21100	19.52	20.50	0-3
				2560	21350	19.69	20.50	0-3
	256-QAM	1 RB	0	2510	20850	17.51	18.50	0-5
				2535	21100	17.51	18.50	0-5
				2560	21350	17.57	18.50	0-5
			50	2510	20850	17.65	18.50	0-5
				2535	21100	17.68	18.50	0-5
				2560	21350	17.58	18.50	0-5
			99	2510	20850	17.66	18.50	0-5
				2535	21100	17.60	18.50	0-5
				2560	21350	17.53	18.50	0-5
		50 RB	0	2510	20850	17.57	18.50	0-5
				2535	21100	17.64	18.50	0-5
				2560	21350	17.61	18.50	0-5
			25	2510	20850	17.64	18.50	0-5
				2535	21100	17.67	18.50	0-5
				2560	21350	17.52	18.50	0-5
			50	2510	20850	17.54	18.50	0-5
				2535	21100	17.54	18.50	0-5
				2560	21350	17.63	18.50	0-5
		100RB		2510	20850	17.67	18.50	0-5
				2535	21100	17.51	18.50	0-5
				2560	21350	17.53	18.50	0-5

FDD Band 7

BW(MHz)	Modulation	RB Size	RB Offset	Frequency (MHz)	Channel	Conducted power (dBm)	Target Power + Max. Tolerance (dBm)	MPR Allowed per 3GPP(dB)
15	QPSK	1 RB	0	2507.5	20825	22.37	23.50	0
				2535	21100	22.42	23.50	0
				2562.5	21375	22.33	23.50	0
			36	2507.5	20825	22.33	23.50	0
				2535	21100	22.47	23.50	0
				2562.5	21375	22.53	23.50	0
			74	2507.5	20825	22.64	23.50	0
				2535	21100	22.53	23.50	0
				2562.5	21375	22.61	23.50	0
		36 RB	0	2507.5	20825	21.48	22.50	0-1
				2535	21100	21.61	22.50	0-1
				2562.5	21375	21.44	22.50	0-1
			18	2507.5	20825	21.55	22.50	0-1
				2535	21100	21.56	22.50	0-1
				2562.5	21375	21.57	22.50	0-1
			37	2507.5	20825	21.64	22.50	0-1
				2535	21100	21.66	22.50	0-1
				2562.5	21375	21.64	22.50	0-1
		75RB		2507.5	20825	21.48	22.50	0-1
				2535	21100	21.65	22.50	0-1
				2562.5	21375	21.51	22.50	0-1
	16-QAM	1 RB	0	2507.5	20825	21.53	22.50	0-1
				2535	21100	21.71	22.50	0-1
				2562.5	21375	21.48	22.50	0-1
			36	2507.5	20825	21.70	22.50	0-1
				2535	21100	21.88	22.50	0-1
				2562.5	21375	21.60	22.50	0-1
			74	2507.5	20825	21.59	22.50	0-1
				2535	21100	21.53	22.50	0-1
				2562.5	21375	21.94	22.50	0-1
		36 RB	0	2507.5	20825	20.46	21.50	0-2
				2535	21100	20.55	21.50	0-2
				2562.5	21375	20.52	21.50	0-2
			18	2507.5	20825	20.48	21.50	0-2
				2535	21100	20.56	21.50	0-2
				2562.5	21375	20.50	21.50	0-2
			37	2507.5	20825	20.55	21.50	0-2
				2535	21100	20.55	21.50	0-2
				2562.5	21375	20.59	21.50	0-2
		75RB		2507.5	20825	20.37	21.50	0-2
				2535	21100	20.54	21.50	0-2
				2562.5	21375	20.47	21.50	0-2
	64-QAM	1 RB	0	2507.5	20825	20.56	21.50	0-2
				2535	21100	20.69	21.50	0-2
				2562.5	21375	20.68	21.50	0-2
			36	2507.5	20825	20.58	21.50	0-2
				2535	21100	20.53	21.50	0-2
				2562.5	21375	20.51	21.50	0-2
			74	2507.5	20825	20.67	21.50	0-2
				2535	21100	20.69	21.50	0-2
				2562.5	21375	20.52	21.50	0-2
		36 RB	0	2507.5	20825	19.69	20.50	0-3
				2535	21100	19.53	20.50	0-3
				2562.5	21375	19.53	20.50	0-3
			18	2507.5	20825	19.54	20.50	0-3
				2535	21100	19.56	20.50	0-3
				2562.5	21375	19.56	20.50	0-3
			37	2507.5	20825	19.66	20.50	0-3
				2535	21100	19.58	20.50	0-3
				2562.5	21375	19.63	20.50	0-3
		75RB		2507.5	20825	19.65	20.50	0-3
				2535	21100	19.57	20.50	0-3
				2562.5	21375	19.66	20.50	0-3
	256-QAM	1 RB	0	2507.5	20825	17.62	18.50	0-5
				2535	21100	17.59	18.50	0-5
				2562.5	21375	17.57	18.50	0-5
			36	2507.5	20825	17.67	18.50	0-5
				2535	21100	17.68	18.50	0-5
				2562.5	21375	17.62	18.50	0-5
			74	2507.5	20825	17.51	18.50	0-5
				2535	21100	17.51	18.50	0-5
				2562.5	21375	17.53	18.50	0-5
		36 RB	0	2507.5	20825	17.53	18.50	0-5
				2535	21100	17.60	18.50	0-5
				2562.5	21375	17.69	18.50	0-5
			18	2507.5	20825	17.52	18.50	0-5
				2535	21100	17.54	18.50	0-5
				2562.5	21375	17.51	18.50	0-5
			37	2507.5	20825	17.63	18.50	0-5
				2535	21100	17.55	18.50	0-5
				2562.5	21375	17.61	18.50	0-5
		75RB		2507.5	20825	17.55	18.50	0-5
				2535	21100	17.55	18.50	0-5
				2562.5	21375	17.64	18.50	0-5

FDD Band 7

BW(MHz)	Modulation	RB Size	RB Offset	Frequency (MHz)	Channel	Conducted power (dBm)	Target Power + Max. Tolerance (dBm)	MPR Allowed per 3GPP(dB)
10	QPSK	1 RB	0	2505	20800	22.29	23.50	0
				2535	21100	22.28	23.50	0
				2565	21400	22.24	23.50	0
			25	2505	20800	22.22	23.50	0
				2535	21100	22.37	23.50	0
				2565	21400	22.48	23.50	0
			49	2505	20800	22.53	23.50	0
				2535	21100	22.39	23.50	0
				2565	21400	22.54	23.50	0
		25 RB	0	2505	20800	21.31	22.50	0-1
				2535	21100	21.59	22.50	0-1
				2565	21400	21.36	22.50	0-1
			12	2505	20800	21.45	22.50	0-1
				2535	21100	21.45	22.50	0-1
				2565	21400	21.47	22.50	0-1
			25	2505	20800	21.65	22.50	0-1
				2535	21100	21.57	22.50	0-1
				2565	21400	21.53	22.50	0-1
		50RB		2505	20800	21.46	22.50	0-1
				2535	21100	21.48	22.50	0-1
				2565	21400	21.48	22.50	0-1
	16-QAM	1 RB	0	2505	20800	21.47	22.50	0-1
				2535	21100	21.52	22.50	0-1
				2565	21400	21.33	22.50	0-1
			25	2505	20800	21.61	22.50	0-1
				2535	21100	21.85	22.50	0-1
				2565	21400	21.59	22.50	0-1
			49	2505	20800	21.43	22.50	0-1
				2535	21100	21.50	22.50	0-1
				2565	21400	21.75	22.50	0-1
		25 RB	0	2505	20800	20.30	21.50	0-2
				2535	21100	20.39	21.50	0-2
				2565	21400	20.51	21.50	0-2
			12	2505	20800	20.47	21.50	0-2
				2535	21100	20.48	21.50	0-2
				2565	21400	20.48	21.50	0-2
			25	2505	20800	20.52	21.50	0-2
				2535	21100	20.41	21.50	0-2
				2565	21400	20.52	21.50	0-2
		50RB		2505	20800	20.31	21.50	0-2
				2535	21100	20.48	21.50	0-2
				2565	21400	20.28	21.50	0-2
	64-QAM	1 RB	0	2505	20800	20.53	21.50	0-2
				2535	21100	20.60	21.50	0-2
				2565	21400	20.59	21.50	0-2
			25	2505	20800	20.60	21.50	0-2
				2535	21100	20.54	21.50	0-2
				2565	21400	20.54	21.50	0-2
			49	2505	20800	20.63	21.50	0-2
				2535	21100	20.69	21.50	0-2
				2565	21400	20.51	21.50	0-2
		25 RB	0	2505	20800	19.54	20.50	0-3
				2535	21100	19.68	20.50	0-3
				2565	21400	19.62	20.50	0-3
			12	2505	20800	19.61	20.50	0-3
				2535	21100	19.60	20.50	0-3
				2565	21400	19.62	20.50	0-3
			25	2505	20800	19.70	20.50	0-3
				2535	21100	19.69	20.50	0-3
				2565	21400	19.59	20.50	0-3
		50RB		2505	20800	19.70	20.50	0-3
				2535	21100	19.60	20.50	0-3
				2565	21400	19.59	20.50	0-3
	256-QAM	1 RB	0	2505	20800	17.52	18.50	0-5
				2535	21100	17.68	18.50	0-5
				2565	21400	17.55	18.50	0-5
			25	2505	20800	17.70	18.50	0-5
				2535	21100	17.67	18.50	0-5
				2565	21400	17.58	18.50	0-5
			49	2505	20800	17.60	18.50	0-5
				2535	21100	17.58	18.50	0-5
				2565	21400	17.57	18.50	0-5
		25 RB	0	2505	20800	17.60	18.50	0-5
				2535	21100	17.65	18.50	0-5
				2565	21400	17.60	18.50	0-5
			12	2505	20800	17.69	18.50	0-5
				2535	21100	17.59	18.50	0-5
				2565	21400	17.65	18.50	0-5
			25	2505	20800	17.55	18.50	0-5
				2535	21100	17.66	18.50	0-5
				2565	21400	17.64	18.50	0-5
		50RB		2505	20800	17.55	18.50	0-5
				2535	21100	17.70	18.50	0-5
				2565	21400	17.70	18.50	0-5

FDD Band 7

BW(MHz)	Modulation	RB Size	RB Offset	Frequency (MHz)	Channel	Conducted power (dBm)	Target Power + Max. Tolerance (dBm)	MPR Allowed per 3GPP(dB)
5	QPSK	1 RB	0	2502.5	20775	22.43	23.50	0
				2535	21100	22.37	23.50	0
				2567.5	21425	22.46	23.50	0
			12	2502.5	20775	22.36	23.50	0
				2535	21100	22.50	23.50	0
				2567.5	21425	22.42	23.50	0
			24	2502.5	20775	22.45	23.50	0
				2535	21100	22.41	23.50	0
				2567.5	21425	22.47	23.50	0
		12 RB	0	2502.5	20775	21.58	22.50	0-1
				2535	21100	21.54	22.50	0-1
				2567.5	21425	21.72	22.50	0-1
			6	2502.5	20775	21.62	22.50	0-1
				2535	21100	21.60	22.50	0-1
				2567.5	21425	21.66	22.50	0-1
			13	2502.5	20775	21.57	22.50	0-1
				2535	21100	21.63	22.50	0-1
				2567.5	21425	21.68	22.50	0-1
		25RB		2502.5	20775	21.56	22.50	0-1
				2535	21100	21.63	22.50	0-1
				2567.5	21425	21.68	22.50	0-1
	16-QAM	1 RB	0	2502.5	20775	21.74	22.50	0-1
				2535	21100	21.80	22.50	0-1
				2567.5	21425	21.66	22.50	0-1
			12	2502.5	20775	22.05	22.50	0-1
				2535	21100	21.70	22.50	0-1
				2567.5	21425	21.88	22.50	0-1
			24	2502.5	20775	21.66	22.50	0-1
				2535	21100	21.93	22.50	0-1
				2567.5	21425	21.64	22.50	0-1
		12 RB	0	2502.5	20775	20.59	21.50	0-2
				2535	21100	20.65	21.50	0-2
				2567.5	21425	20.61	21.50	0-2
			6	2502.5	20775	20.65	21.50	0-2
				2535	21100	20.65	21.50	0-2
				2567.5	21425	20.68	21.50	0-2
			13	2502.5	20775	20.69	21.50	0-2
				2535	21100	20.69	21.50	0-2
				2567.5	21425	20.67	21.50	0-2
		25RB		2502.5	20775	20.54	21.50	0-2
				2535	21100	20.62	21.50	0-2
				2567.5	21425	20.68	21.50	0-2
	64-QAM	1 RB	0	2502.5	20775	20.65	21.50	0-2
				2535	21100	20.64	21.50	0-2
				2567.5	21425	20.62	21.50	0-2
			12	2502.5	20775	20.55	21.50	0-2
				2535	21100	20.51	21.50	0-2
				2567.5	21425	20.68	21.50	0-2
			24	2502.5	20775	20.67	21.50	0-2
				2535	21100	20.62	21.50	0-2
				2567.5	21425	20.56	21.50	0-2
		12 RB	0	2502.5	20775	19.54	20.50	0-3
				2535	21100	19.57	20.50	0-3
				2567.5	21425	19.61	20.50	0-3
			6	2502.5	20775	19.67	20.50	0-3
				2535	21100	19.60	20.50	0-3
				2567.5	21425	19.58	20.50	0-3
			13	2502.5	20775	19.58	20.50	0-3
				2535	21100	19.61	20.50	0-3
				2567.5	21425	19.55	20.50	0-3
		25RB		2502.5	20775	19.60	20.50	0-3
				2535	21100	19.62	20.50	0-3
				2567.5	21425	19.67	20.50	0-3
	256-QAM	1 RB	0	2502.5	20775	17.63	18.50	0-5
				2535	21100	17.54	18.50	0-5
				2567.5	21425	17.66	18.50	0-5
			12	2502.5	20775	17.68	18.50	0-5
				2535	21100	17.64	18.50	0-5
				2567.5	21425	17.58	18.50	0-5
			24	2502.5	20775	17.67	18.50	0-5
				2535	21100	17.63	18.50	0-5
				2567.5	21425	17.69	18.50	0-5
		12 RB	0	2502.5	20775	17.55	18.50	0-5
				2535	21100	17.68	18.50	0-5
				2567.5	21425	17.70	18.50	0-5
			6	2502.5	20775	17.63	18.50	0-5
				2535	21100	17.56	18.50	0-5
				2567.5	21425	17.66	18.50	0-5
			13	2502.5	20775	17.52	18.50	0-5
				2535	21100	17.53	18.50	0-5
				2567.5	21425	17.70	18.50	0-5
		25RB		2502.5	20775	17.66	18.50	0-5
				2535	21100	17.62	18.50	0-5
				2567.5	21425	17.54	18.50	0-5

Unless otherwise stated the results shown in this test report refer only to the sample(s) tested and such sample(s) are retained for 90 days only.
除非另有說明，此報告結果僅對測試之樣品負責，同時此樣品僅保留90天。本報告未經本公司書面許可，不可部份複製。
This document is issued by the Company subject to its General Conditions of Service printed overleaf, available on request or accessible at http://www.sgs.com.tw/Terms-and-Conditions and for electronic format documents, subject to Terms and Conditions for Electronic Documents at http://www.sgs.com.tw/Terms-and-Conditions. Attention is drawn to the limitation of liability, indemnification and jurisdiction issues defined therein. Any holder of this document is advised that information contained hereon reflects the Company's findings at the time of its intervention only and within the limits of Client's instructions, if any. The Company's sole responsibility is to its Client and this document does not exonerate parties to a transaction from exercising all their rights and obligations under the transaction documents. This document cannot be reproduced except in full, without prior written approval of the Company. Any unauthorized alteration, forgery or falsification of the content or appearance of this document is unlawful and offenders may be prosecuted to the fullest extent of the law.

FDD Band 12

BW(MHz)	Modulation	RB Size	RB Offset	Frequency (MHz)	Channel	Conducted power (dBm)	Target Power + Max. Tolerance (dBm)	MPR Allowed per 3GPP(dB)
10	QPSK	1 RB	0	704	23060	22.82	24.50	0
				707.5	23095	22.79	24.50	0
				711	23130	22.92	24.50	0
			25	704	23060	22.69	24.50	0
				707.5	23095	22.72	24.50	0
				711	23130	22.62	24.50	0
			49	704	23060	22.72	24.50	0
				707.5	23095	22.78	24.50	0
				711	23130	22.67	24.50	0
		25 RB	0	704	23060	21.84	23.50	0-1
				707.5	23095	21.82	23.50	0-1
				711	23130	21.85	23.50	0-1
			12	704	23060	21.88	23.50	0-1
				707.5	23095	21.85	23.50	0-1
				711	23130	21.77	23.50	0-1
			25	704	23060	21.91	23.50	0-1
				707.5	23095	21.96	23.50	0-1
				711	23130	21.87	23.50	0-1
		50RB		704	23060	21.97	23.50	0-1
				707.5	23095	21.92	23.50	0-1
				711	23130	21.81	23.50	0-1
	16-QAM	1 RB	0	704	23060	22.01	23.50	0-1
				707.5	23095	22.34	23.50	0-1
				711	23130	21.81	23.50	0-1
			25	704	23060	22.13	23.50	0-1
				707.5	23095	22.17	23.50	0-1
				711	23130	22.03	23.50	0-1
			49	704	23060	22.45	23.50	0-1
				707.5	23095	22.00	23.50	0-1
				711	23130	22.14	23.50	0-1
		25 RB	0	704	23060	20.87	22.50	0-2
				707.5	23095	20.92	22.50	0-2
				711	23130	20.79	22.50	0-2
			12	704	23060	20.94	22.50	0-2
				707.5	23095	20.69	22.50	0-2
				711	23130	20.80	22.50	0-2
			25	704	23060	20.96	22.50	0-2
				707.5	23095	20.93	22.50	0-2
				711	23130	20.75	22.50	0-2
		50RB		704	23060	20.93	22.50	0-2
				707.5	23095	20.89	22.50	0-2
				711	23130	20.85	22.50	0-2
	64-QAM	1 RB	0	704	23060	20.96	22.50	0-2
				707.5	23095	20.89	22.50	0-2
				711	23130	20.99	22.50	0-2
			25	704	23060	20.89	22.50	0-2
				707.5	23095	21.03	22.50	0-2
				711	23130	20.85	22.50	0-2
			49	704	23060	20.89	22.50	0-2
				707.5	23095	20.87	22.50	0-2
				711	23130	21.03	22.50	0-2
		25 RB	0	704	23060	19.98	21.50	0-3
				707.5	23095	19.98	21.50	0-3
				711	23130	19.94	21.50	0-3
			12	704	23060	19.97	21.50	0-3
				707.5	23095	19.87	21.50	0-3
				711	23130	19.98	21.50	0-3
			25	704	23060	19.95	21.50	0-3
				707.5	23095	19.98	21.50	0-3
				711	23130	19.85	21.50	0-3
		50RB		704	23060	19.94	21.50	0-3
				707.5	23095	19.88	21.50	0-3
				711	23130	19.91	21.50	0-3
	256-QAM	1 RB	0	704	23060	18.04	19.50	0-5
				707.5	23095	17.92	19.50	0-5
				711	23130	17.99	19.50	0-5
			25	704	23060	17.94	19.50	0-5
				707.5	23095	17.88	19.50	0-5
				711	23130	17.88	19.50	0-5
			49	704	23060	17.93	19.50	0-5
				707.5	23095	17.91	19.50	0-5
				711	23130	17.93	19.50	0-5
		25 RB	0	704	23060	17.87	19.50	0-5
				707.5	23095	17.95	19.50	0-5
				711	23130	17.90	19.50	0-5
			12	704	23060	18.00	19.50	0-5
				707.5	23095	17.91	19.50	0-5
				711	23130	18.01	19.50	0-5
			25	704	23060	17.94	19.50	0-5
				707.5	23095	17.85	19.50	0-5
				711	23130	17.93	19.50	0-5
		50RB		704	23060	17.88	19.50	0-5
				707.5	23095	18.00	19.50	0-5
				711	23130	17.93	19.50	0-5

FDD Band 12

BW(MHz)	Modulation	RB Size	RB Offset	Frequency (MHz)	Channel	Conducted power (dBm)	Target Power + Max. Tolerance (dBm)	MPR Allowed per 3GPP(dB)
5	QPSK	1 RB	0	701.5	23035	22.70	24.50	0
				707.5	23095	22.64	24.50	0
				713.5	23155	22.86	24.50	0
			12	701.5	23035	22.52	24.50	0
				707.5	23095	22.55	24.50	0
				713.5	23155	22.50	24.50	0
			24	701.5	23035	22.63	24.50	0
				707.5	23095	22.70	24.50	0
				713.5	23155	22.51	24.50	0
		12 RB	0	701.5	23035	21.74	23.50	0-1
				707.5	23095	21.79	23.50	0-1
				713.5	23155	21.67	23.50	0-1
			6	701.5	23035	21.82	23.50	0-1
				707.5	23095	21.80	23.50	0-1
				713.5	23155	21.75	23.50	0-1
			13	701.5	23035	21.80	23.50	0-1
				707.5	23095	21.78	23.50	0-1
				713.5	23155	21.82	23.50	0-1
		25RB		701.5	23035	21.93	23.50	0-1
				707.5	23095	21.83	23.50	0-1
				713.5	23155	21.69	23.50	0-1
	16-QAM	1 RB	0	701.5	23035	21.88	23.50	0-1
				707.5	23095	22.25	23.50	0-1
				713.5	23155	21.65	23.50	0-1
			12	701.5	23035	22.08	23.50	0-1
				707.5	23095	22.09	23.50	0-1
				713.5	23155	21.96	23.50	0-1
			24	701.5	23035	22.34	23.50	0-1
				707.5	23095	21.82	23.50	0-1
				713.5	23155	21.96	23.50	0-1
		12 RB	0	701.5	23035	20.77	22.50	0-2
				707.5	23095	20.88	22.50	0-2
				713.5	23155	20.75	22.50	0-2
			6	701.5	23035	20.91	22.50	0-2
				707.5	23095	20.50	22.50	0-2
				713.5	23155	20.78	22.50	0-2
			13	701.5	23035	20.88	22.50	0-2
				707.5	23095	20.87	22.50	0-2
				713.5	23155	20.65	22.50	0-2
		25RB		701.5	23035	20.76	22.50	0-2
				707.5	23095	20.81	22.50	0-2
				713.5	23155	20.80	22.50	0-2
	64-QAM	1 RB	0	701.5	23035	20.97	22.50	0-2
				707.5	23095	21.02	22.50	0-2
				713.5	23155	21.03	22.50	0-2
			12	701.5	23035	20.88	22.50	0-2
				707.5	23095	20.99	22.50	0-2
				713.5	23155	21.02	22.50	0-2
			24	701.5	23035	20.86	22.50	0-2
				707.5	23095	20.89	22.50	0-2
				713.5	23155	20.91	22.50	0-2
		12 RB	0	701.5	23035	19.91	21.50	0-3
				707.5	23095	20.04	21.50	0-3
				713.5	23155	19.92	21.50	0-3
			6	701.5	23035	19.86	21.50	0-3
				707.5	23095	20.00	21.50	0-3
				713.5	23155	20.02	21.50	0-3
			13	701.5	23035	19.98	21.50	0-3
				707.5	23095	20.02	21.50	0-3
				713.5	23155	19.85	21.50	0-3
		25RB		701.5	23035	20.03	21.50	0-3
				707.5	23095	19.94	21.50	0-3
				713.5	23155	20.02	21.50	0-3
	256-QAM	1 RB	0	701.5	23035	17.93	19.50	0-5
				707.5	23095	17.88	19.50	0-5
				713.5	23155	17.91	19.50	0-5
			12	701.5	23035	18.04	19.50	0-5
				707.5	23095	17.87	19.50	0-5
				713.5	23155	17.97	19.50	0-5
			24	701.5	23035	17.94	19.50	0-5
				707.5	23095	17.96	19.50	0-5
				713.5	23155	17.87	19.50	0-5
		12 RB	0	701.5	23035	17.86	19.50	0-5
				707.5	23095	17.94	19.50	0-5
				713.5	23155	18.01	19.50	0-5
			6	701.5	23035	17.95	19.50	0-5
				707.5	23095	18.01	19.50	0-5
				713.5	23155	17.91	19.50	0-5
			13	701.5	23035	18.02	19.50	0-5
				707.5	23095	18.02	19.50	0-5
				713.5	23155	17.92	19.50	0-5
		25RB		701.5	23035	17.85	19.50	0-5
				707.5	23095	18.03	19.50	0-5
				713.5	23155	17.91	19.50	0-5

FDD Band 12

BW(MHz)	Modulation	RB Size	RB Offset	Frequency (MHz)	Channel	Conducted power (dBm)	Target Power + Max. Tolerance (dBm)	MPR Allowed per 3GPP(dB)
3	QPSK	1 RB	0	700.5	23025	22.68	24.50	0
				707.5	23095	22.55	24.50	0
				714.5	23165	22.83	24.50	0
			7	700.5	23025	22.57	24.50	0
				707.5	23095	22.51	24.50	0
				714.5	23165	22.54	24.50	0
			14	700.5	23025	22.51	24.50	0
				707.5	23095	22.57	24.50	0
				714.5	23165	22.65	24.50	0
		8 RB	0	700.5	23025	21.72	23.50	0-1
				707.5	23095	21.64	23.50	0-1
				714.5	23165	21.59	23.50	0-1
			4	700.5	23025	21.75	23.50	0-1
				707.5	23095	21.74	23.50	0-1
				714.5	23165	21.56	23.50	0-1
			7	700.5	23025	21.80	23.50	0-1
				707.5	23095	21.67	23.50	0-1
				714.5	23165	21.72	23.50	0-1
		15RB		700.5	23025	21.74	23.50	0-1
				707.5	23095	21.57	23.50	0-1
				714.5	23165	21.65	23.50	0-1
	16-QAM	1 RB	0	700.5	23025	21.73	23.50	0-1
				707.5	23095	22.24	23.50	0-1
				714.5	23165	21.62	23.50	0-1
			7	700.5	23025	21.93	23.50	0-1
				707.5	23095	22.05	23.50	0-1
				714.5	23165	21.84	23.50	0-1
			14	700.5	23025	22.29	23.50	0-1
				707.5	23095	21.72	23.50	0-1
				714.5	23165	21.78	23.50	0-1
		8 RB	0	700.5	23025	20.71	22.50	0-2
				707.5	23095	20.88	22.50	0-2
				714.5	23165	20.66	22.50	0-2
			4	700.5	23025	20.72	22.50	0-2
				707.5	23095	20.52	22.50	0-2
				714.5	23165	20.67	22.50	0-2
			7	700.5	23025	20.83	22.50	0-2
				707.5	23095	20.80	22.50	0-2
				714.5	23165	20.59	22.50	0-2
		15RB		700.5	23025	20.70	22.50	0-2
				707.5	23095	20.67	22.50	0-2
				714.5	23165	20.74	22.50	0-2
	64-QAM	1 RB	0	700.5	23025	21.04	22.50	0-2
				707.5	23095	20.95	22.50	0-2
				714.5	23165	21.04	22.50	0-2
			7	700.5	23025	20.98	22.50	0-2
				707.5	23095	20.94	22.50	0-2
				714.5	23165	20.94	22.50	0-2
			14	700.5	23025	20.91	22.50	0-2
				707.5	23095	21.04	22.50	0-2
				714.5	23165	20.97	22.50	0-2
		8 RB	0	700.5	23025	19.87	21.50	0-3
				707.5	23095	19.92	21.50	0-3
				714.5	23165	19.94	21.50	0-3
			4	700.5	23025	20.01	21.50	0-3
				707.5	23095	20.03	21.50	0-3
				714.5	23165	19.91	21.50	0-3
			7	700.5	23025	19.98	21.50	0-3
				707.5	23095	19.87	21.50	0-3
				714.5	23165	20.00	21.50	0-3
		15RB		700.5	23025	19.98	21.50	0-3
				707.5	23095	19.90	21.50	0-3
				714.5	23165	19.93	21.50	0-3
	256-QAM	1 RB	0	700.5	23025	17.92	19.50	0-5
				707.5	23095	17.87	19.50	0-5
				714.5	23165	18.04	19.50	0-5
			7	700.5	23025	17.94	19.50	0-5
				707.5	23095	17.87	19.50	0-5
				714.5	23165	18.04	19.50	0-5
			14	700.5	23025	17.94	19.50	0-5
				707.5	23095	17.85	19.50	0-5
				714.5	23165	17.90	19.50	0-5
		8 RB	0	700.5	23025	17.89	19.50	0-5
				707.5	23095	17.87	19.50	0-5
				714.5	23165	18.03	19.50	0-5
			4	700.5	23025	18.03	19.50	0-5
				707.5	23095	17.85	19.50	0-5
				714.5	23165	18.01	19.50	0-5
			7	700.5	23025	17.88	19.50	0-5
				707.5	23095	17.91	19.50	0-5
				714.5	23165	17.88	19.50	0-5
		15RB		700.5	23025	17.86	19.50	0-5
				707.5	23095	17.88	19.50	0-5
				714.5	23165	18.01	19.50	0-5

FDD Band 12

BW(MHz)	Modulation	RB Size	RB Offset	Frequency (MHz)	Channel	Conducted power (dBm)	Target Power + Max. Tolerance (dBm)	MPR Allowed per 3GPP(dB)
1.4	QPSK	1 RB	0	699.7	23017	22.70	24.50	0
				707.5	23095	22.66	24.50	0
				715.3	23173	22.59	24.50	0
			2	699.7	23017	22.65	24.50	0
				707.5	23095	22.78	24.50	0
				715.3	23173	22.60	24.50	0
			5	699.7	23017	22.70	24.50	0
				707.5	23095	22.78	24.50	0
				715.3	23173	22.59	24.50	0
		3 RB	0	699.7	23017	22.74	24.50	0
				707.5	23095	22.75	24.50	0
				715.3	23173	22.63	24.50	0
			2	699.7	23017	22.79	24.50	0
				707.5	23095	22.76	24.50	0
				715.3	23173	22.67	24.50	0
			3	699.7	23017	22.67	24.50	0
				707.5	23095	22.74	24.50	0
				715.3	23173	22.62	24.50	0
		6RB		699.7	23017	21.72	23.50	0-1
				707.5	23095	21.70	23.50	0-1
				715.3	23173	21.62	23.50	0-1
	16-QAM	1 RB	0	699.7	23017	21.77	23.50	0-1
				707.5	23095	22.16	23.50	0-1
				715.3	23173	21.73	23.50	0-1
			2	699.7	23017	21.89	23.50	0-1
				707.5	23095	22.21	23.50	0-1
				715.3	23173	21.75	23.50	0-1
			5	699.7	23017	21.88	23.50	0-1
				707.5	23095	21.89	23.50	0-1
				715.3	23173	21.81	23.50	0-1
		3 RB	0	699.7	23017	21.87	23.50	0-1
				707.5	23095	21.77	23.50	0-1
				715.3	23173	21.68	23.50	0-1
			2	699.7	23017	21.85	23.50	0-1
				707.5	23095	21.94	23.50	0-1
				715.3	23173	21.70	23.50	0-1
			3	699.7	23017	21.82	23.50	0-1
				707.5	23095	21.84	23.50	0-1
				715.3	23173	21.71	23.50	0-1
		6RB		699.7	23017	20.84	22.50	0-2
				707.5	23095	20.79	22.50	0-2
				715.3	23173	20.88	22.50	0-2
	64-QAM	1 RB	0	699.7	23017	20.95	22.50	0-2
				707.5	23095	20.89	22.50	0-2
				715.3	23173	20.97	22.50	0-2
			2	699.7	23017	21.00	22.50	0-2
				707.5	23095	20.90	22.50	0-2
				715.3	23173	20.85	22.50	0-2
			5	699.7	23017	20.86	22.50	0-2
				707.5	23095	21.03	22.50	0-2
				715.3	23173	20.86	22.50	0-2
		3 RB	0	699.7	23017	19.86	21.50	0-3
				707.5	23095	19.97	21.50	0-3
				715.3	23173	20.02	21.50	0-3
			2	699.7	23017	19.93	21.50	0-3
				707.5	23095	19.96	21.50	0-3
				715.3	23173	19.96	21.50	0-3
			3	699.7	23017	20.01	21.50	0-3
				707.5	23095	20.02	21.50	0-3
				715.3	23173	19.88	21.50	0-3
		6RB		699.7	23017	19.87	21.50	0-3
				707.5	23095	19.99	21.50	0-3
				715.3	23173	20.02	21.50	0-3
	256-QAM	1 RB	0	699.7	23017	17.89	19.50	0-5
				707.5	23095	17.97	19.50	0-5
				715.3	23173	18.00	19.50	0-5
			2	699.7	23017	17.97	19.50	0-5
				707.5	23095	18.04	19.50	0-5
				715.3	23173	17.92	19.50	0-5
			5	699.7	23017	17.87	19.50	0-5
				707.5	23095	17.95	19.50	0-5
				715.3	23173	17.86	19.50	0-5
		3 RB	0	699.7	23017	17.92	19.50	0-5
				707.5	23095	17.99	19.50	0-5
				715.3	23173	17.95	19.50	0-5
			2	699.7	23017	17.89	19.50	0-5
				707.5	23095	18.03	19.50	0-5
				715.3	23173	17.98	19.50	0-5
			3	699.7	23017	17.98	19.50	0-5
				707.5	23095	17.92	19.50	0-5
				715.3	23173	17.98	19.50	0-5
		6RB		699.7	23017	17.91	19.50	0-5
				707.5	23095	17.93	19.50	0-5
				715.3	23173	18.01	19.50	0-5

Unless otherwise stated the results shown in this test report refer only to the sample(s) tested and such sample(s) are retained for 90 days only.
除非另有說明，此報告結果僅對測試之樣品負責，同時此樣品僅保留90天。本報告未經本公司書面許可，不可部份複製。
This document is issued by the Company subject to its General Conditions of Service printed overleaf, available on request or accessible at http://www.sgs.com.tw/Terms-and-Conditions and for electronic format documents, subject to Terms and Conditions for Electronic Documents at http://www.sgs.com.tw/Terms-and-Conditions. Attention is drawn to the limitation of liability, indemnification and jurisdiction issues defined therein. Any holder of this document is advised that information contained hereon reflects the Company's findings at the time of its intervention only and within the limits of Client's instructions, if any. The Company's sole responsibility is to its Client and this document does not exonerate parties to a transaction from exercising all their rights and obligations under the transaction documents. This document cannot be reproduced except in full, without prior written approval of the Company. Any unauthorized alteration, forgery or falsification of the content or appearance of this document is unlawful and offenders may be prosecuted to the fullest extent of the law.

FDD Band 13								
BW(Mhz)	Modulation	RB Size	RB Offset	Frequency (MHz)	Channel	Conducted power (dBm)	Target Power + Max. Tolerance (dBm)	MPR Allowed per 3GPP(dB)
10	QPSK	1 RB	0	782	23230	23.10	24.50	0
			25	782	23230	23.05	24.50	0
			49	782	23230	23.40	24.50	0
		25 RB	0	782	23230	22.20	23.50	0-1
			12	782	23230	22.27	23.50	0-1
			25	782	23230	22.19	23.50	0-1
		50RB		782	23230	22.16	23.50	0-1
	16-QAM	1 RB	0	782	23230	22.54	23.50	0-1
			25	782	23230	22.80	23.50	0-1
			49	782	23230	22.45	23.50	0-1
		25 RB	0	782	23230	21.23	22.50	0-2
			12	782	23230	21.20	22.50	0-2
			25	782	23230	21.33	22.50	0-2
		50RB		782	23230	21.24	22.50	0-2
	64-QAM	1 RB	0	782	23230	21.31	22.50	0-2
			25	782	23230	21.30	22.50	0-2
			49	782	23230	21.37	22.50	0-2
		25 RB	0	782	23230	20.34	21.50	0-3
			12	782	23230	20.39	21.50	0-3
			25	782	23230	20.25	21.50	0-3
		50RB		782	23230	20.31	21.50	0-3
	256-QAM	1 RB	0	782	23230	18.31	19.50	0-5
			25	782	23230	18.26	19.50	0-5
			49	782	23230	18.28	19.50	0-5
		25 RB	0	782	23230	18.33	19.50	0-5
			12	782	23230	18.33	19.50	0-5
			25	782	23230	18.25	19.50	0-5
		50RB		782	23230	18.21	19.50	0-5

FDD Band 13								
BW(Mhz)	Modulation	RB Size	RB Offset	Frequency (MHz)	Channel	Conducted power (dBm)	Target Power + Max. Tolerance (dBm)	MPR Allowed per 3GPP(dB)
5	QPSK	1 RB	0	779.5	23205	22.98	24.50	0
				782	23230	22.98	24.50	0
				784.5	23255	23.26	24.50	0
			12	779.5	23205	22.84	24.50	0
				782	23230	22.85	24.50	0
				784.5	23255	23.25	24.50	0
			24	779.5	23205	22.77	24.50	0
				782	23230	22.82	24.50	0
				784.5	23255	23.07	24.50	0
		12 RB	0	779.5	23205	22.37	23.50	0-1
				782	23230	22.35	23.50	0-1
				784.5	23255	22.47	23.50	0-1
			6	779.5	23205	22.35	23.50	0-1
				782	23230	22.32	23.50	0-1
				784.5	23255	22.31	23.50	0-1
			13	779.5	23205	22.45	23.50	0-1
				782	23230	22.42	23.50	0-1
				784.5	23255	22.45	23.50	0-1
		25RB		779.5	23205	22.32	23.50	0-1
				782	23230	22.49	23.50	0-1
				784.5	23255	22.42	23.50	0-1
	16-QAM	1 RB	0	779.5	23205	22.33	23.50	0-1
				782	23230	22.36	23.50	0-1
				784.5	23255	22.44	23.50	0-1
			12	779.5	23205	22.31	23.50	0-1
				782	23230	22.43	23.50	0-1
				784.5	23255	22.41	23.50	0-1
			24	779.5	23205	22.34	23.50	0-1
				782	23230	22.40	23.50	0-1
				784.5	23255	22.44	23.50	0-1
		12 RB	0	779.5	23205	21.37	22.50	0-2
				782	23230	21.31	22.50	0-2
				784.5	23255	21.38	22.50	0-2
			6	779.5	23205	21.39	22.50	0-2
				782	23230	21.44	22.50	0-2
				784.5	23255	21.36	22.50	0-2
			13	779.5	23205	21.39	22.50	0-2
				782	23230	21.47	22.50	0-2
				784.5	23255	21.40	22.50	0-2
		25RB		779.5	23205	21.37	22.50	0-2
				782	23230	21.33	22.50	0-2
				784.5	23255	21.49	22.50	0-2
	64-QAM	1 RB	0	779.5	23205	21.33	22.50	0-2
				782	23230	21.27	22.50	0-2
				784.5	23255	21.20	22.50	0-2
			12	779.5	23205	21.26	22.50	0-2
				782	23230	21.29	22.50	0-2
				784.5	23255	21.23	22.50	0-2
			24	779.5	23205	21.20	22.50	0-2
				782	23230	21.27	22.50	0-2
				784.5	23255	21.35	22.50	0-2
		12 RB	0	779.5	23205	20.29	21.50	0-3
				782	23230	20.28	21.50	0-3
				784.5	23255	20.27	21.50	0-3
			6	779.5	23205	20.25	21.50	0-3
				782	23230	20.33	21.50	0-3
				784.5	23255	20.25	21.50	0-3
			13	779.5	23205	20.28	21.50	0-3
				782	23230	20.21	21.50	0-3
				784.5	23255	20.33	21.50	0-3
		25RB		779.5	23205	20.37	21.50	0-3
				782	23230	20.33	21.50	0-3
				784.5	23255	20.27	21.50	0-3
	256-QAM	1 RB	0	779.5	23205	18.21	19.50	0-5
				782	23230	18.24	19.50	0-5
				784.5	23255	18.32	19.50	0-5
			12	779.5	23205	18.35	19.50	0-5
				782	23230	18.34	19.50	0-5
				784.5	23255	18.23	19.50	0-5
			24	779.5	23205	18.39	19.50	0-5
				782	23230	18.25	19.50	0-5
				784.5	23255	18.32	19.50	0-5
		12 RB	0	779.5	23205	18.34	19.50	0-5
				782	23230	18.26	19.50	0-5
				784.5	23255	18.30	19.50	0-5
			6	779.5	23205	18.38	19.50	0-5
				782	23230	18.29	19.50	0-5
				784.5	23255	18.21	19.50	0-5
			13	779.5	23205	18.27	19.50	0-5
				782	23230	18.29	19.50	0-5
				784.5	23255	18.36	19.50	0-5
		25RB		779.5	23205	18.20	19.50	0-5
				782	23230	18.22	19.50	0-5
				784.5	23255	18.28	19.50	0-5

Unless otherwise stated the results shown in this test report refer only to the sample(s) tested and such sample(s) are retained for 90 days only.
除非另有說明，此報告結果僅對測試之樣品負責，同時此樣品僅保留90天。本報告未經本公司書面許可，不可部份複製。
This document is issued by the Company subject to its General Conditions of Service printed overleaf, available on request or accessible at http://www.sgs.com.tw/Terms-and-Conditions and for electronic format documents, subject to Terms and Conditions for Electronic Documents at http://www.sgs.com.tw/Terms-and-Conditions. Attention is drawn to the limitation of liability, indemnification and jurisdiction issues defined therein. Any holder of this document is advised that information contained hereon reflects the Company's findings at the time of its intervention only and within the limits of Client's instructions, if any. The Company's sole responsibility is to its Client and this document does not exonerate parties to a transaction from exercising all their rights and obligations under the transaction documents. This document cannot be reproduced except in full, without prior written approval of the Company. Any unauthorized alteration, forgery or falsification of the content or appearance of this document is unlawful and offenders may be prosecuted to the fullest extent of the law.

FDD Band 17								
BW(MHz)	Modulation	RB Size	RB Offset	Frequency (MHz)	Channel	Conducted power (dBm)	Target Power + Max. Tolerance (dBm)	MPR Allowed per 3GPP(dB)
10	QPSK	1 RB	0	709	23780	22.90	24.50	0
				710	23790	22.95	24.50	0
				711	23800	23.03	24.50	0
			25	709	23780	22.84	24.50	0
				710	23790	22.76	24.50	0
				711	23800	22.78	24.50	0
			49	709	23780	23.02	24.50	0
				710	23790	23.01	24.50	0
				711	23800	23.04	24.50	0
		25 RB	0	709	23780	21.89	23.50	0-1
				710	23790	21.95	23.50	0-1
				711	23800	21.95	23.50	0-1
			12	709	23780	22.17	23.50	0-1
				710	23790	22.09	23.50	0-1
				711	23800	22.03	23.50	0-1
			25	709	23780	22.21	23.50	0-1
				710	23790	22.10	23.50	0-1
				711	23800	22.12	23.50	0-1
		50RB		709	23780	22.15	23.50	0-1
				710	23790	22.05	23.50	0-1
				711	23800	22.04	23.50	0-1
	16-QAM	1 RB	0	709	23780	22.52	23.50	0-1
				710	23790	22.52	23.50	0-1
				711	23800	22.30	23.50	0-1
			25	709	23780	22.11	23.50	0-1
				710	23790	22.20	23.50	0-1
				711	23800	21.84	23.50	0-1
			49	709	23780	22.59	23.50	0-1
				710	23790	22.59	23.50	0-1
				711	23800	22.36	23.50	0-1
		25 RB	0	709	23780	20.97	22.50	0-2
				710	23790	21.06	22.50	0-2
				711	23800	20.96	22.50	0-2
			12	709	23780	21.08	22.50	0-2
				710	23790	20.94	22.50	0-2
				711	23800	21.06	22.50	0-2
			25	709	23780	21.14	22.50	0-2
				710	23790	21.18	22.50	0-2
				711	23800	21.19	22.50	0-2
		50RB		709	23780	21.11	22.50	0-2
				710	23790	21.02	22.50	0-2
				711	23800	21.06	22.50	0-2
	64-QAM	1 RB	0	709	23780	20.89	22.50	0-2
				710	23790	20.88	22.50	0-2
				711	23800	20.84	22.50	0-2
			25	709	23780	20.96	22.50	0-2
				710	23790	20.98	22.50	0-2
				711	23800	20.90	22.50	0-2
			49	709	23780	21.00	22.50	0-2
				710	23790	20.95	22.50	0-2
				711	23800	20.90	22.50	0-2
		25 RB	0	709	23780	19.92	21.50	0-3
				710	23790	19.99	21.50	0-3
				711	23800	20.00	21.50	0-3
			12	709	23780	20.00	21.50	0-3
				710	23790	19.97	21.50	0-3
				711	23800	19.91	21.50	0-3
			25	709	23780	19.93	21.50	0-3
				710	23790	19.85	21.50	0-3
				711	23800	19.86	21.50	0-3
		50RB		709	23780	19.85	21.50	0-3
				710	23790	19.91	21.50	0-3
				711	23800	19.94	21.50	0-3
	256-QAM	1 RB	0	709	23780	17.95	19.50	0-5
				710	23790	17.85	19.50	0-5
				711	23800	17.96	19.50	0-5
			25	709	23780	17.94	19.50	0-5
				710	23790	17.88	19.50	0-5
				711	23800	17.97	19.50	0-5
			49	709	23780	17.97	19.50	0-5
				710	23790	17.81	19.50	0-5
				711	23800	17.87	19.50	0-5
		25 RB	0	709	23780	17.99	19.50	0-5
				710	23790	17.89	19.50	0-5
				711	23800	17.88	19.50	0-5
			12	709	23780	17.87	19.50	0-5
				710	23790	17.87	19.50	0-5
				711	23800	17.94	19.50	0-5
			25	709	23780	17.92	19.50	0-5
				710	23790	17.89	19.50	0-5
				711	23800	17.88	19.50	0-5
		50RB		709	23780	17.91	19.50	0-5
				710	23790	17.82	19.50	0-5
				711	23800	17.99	19.50	0-5

FDD Band 17								
BW(MHz)	Modulation	RB Size	RB Offset	Frequency (MHz)	Channel	Conducted power (dBm)	Target Power + Max. Tolerance (dBm)	MPR Allowed per 3GPP(dB)
5	QPSK	1 RB	0	706.5	23755	22.63	24.50	0
				710	23790	22.69	24.50	0
				713.5	23825	22.63	24.50	0
			12	706.5	23755	22.63	24.50	0
				710	23790	22.62	24.50	0
				713.5	23825	22.73	24.50	0
			24	706.5	23755	22.84	24.50	0
				710	23790	22.81	24.50	0
				713.5	23825	22.76	24.50	0
		12 RB	0	706.5	23755	21.78	23.50	0-1
				710	23790	21.73	23.50	0-1
				713.5	23825	21.75	23.50	0-1
			6	706.5	23755	21.82	23.50	0-1
				710	23790	21.71	23.50	0-1
				713.5	23825	21.79	23.50	0-1
			13	706.5	23755	21.82	23.50	0-1
				710	23790	21.75	23.50	0-1
				713.5	23825	21.81	23.50	0-1
		25RB		706.5	23755	21.84	23.50	0-1
				710	23790	21.83	23.50	0-1
				713.5	23825	21.72	23.50	0-1
	16-QAM	1 RB	0	706.5	23755	22.25	23.50	0-1
				710	23790	22.13	23.50	0-1
				713.5	23825	22.20	23.50	0-1
			12	706.5	23755	21.91	23.50	0-1
				710	23790	22.24	23.50	0-1
				713.5	23825	22.19	23.50	0-1
			24	706.5	23755	22.22	23.50	0-1
				710	23790	21.82	23.50	0-1
				713.5	23825	21.87	23.50	0-1
		12 RB	0	706.5	23755	20.94	22.50	0-2
				710	23790	20.81	22.50	0-2
				713.5	23825	20.74	22.50	0-2
			6	706.5	23755	20.89	22.50	0-2
				710	23790	20.81	22.50	0-2
				713.5	23825	20.88	22.50	0-2
			13	706.5	23755	20.83	22.50	0-2
				710	23790	20.75	22.50	0-2
				713.5	23825	20.74	22.50	0-2
		25RB		706.5	23755	20.86	22.50	0-2
				710	23790	20.77	22.50	0-2
				713.5	23825	20.78	22.50	0-2
	64-QAM	1 RB	0	706.5	23755	20.82	22.50	0-2
				710	23790	20.94	22.50	0-2
				713.5	23825	20.96	22.50	0-2
			12	706.5	23755	20.83	22.50	0-2
				710	23790	20.90	22.50	0-2
				713.5	23825	20.90	22.50	0-2
			24	706.5	23755	20.81	22.50	0-2
				710	23790	20.83	22.50	0-2
				713.5	23825	20.98	22.50	0-2
		12 RB	0	706.5	23755	19.83	21.50	0-3
				710	23790	19.95	21.50	0-3
				713.5	23825	19.87	21.50	0-3
			6	706.5	23755	19.83	21.50	0-3
				710	23790	19.88	21.50	0-3
				713.5	23825	19.88	21.50	0-3
			13	706.5	23755	19.96	21.50	0-3
				710	23790	19.83	21.50	0-3
				713.5	23825	19.85	21.50	0-3
		25RB		706.5	23755	19.83	21.50	0-3
				710	23790	19.93	21.50	0-3
				713.5	23825	20.00	21.50	0-3
	256-QAM	1 RB	0	706.5	23755	17.89	19.50	0-5
				710	23790	17.90	19.50	0-5
				713.5	23825	17.93	19.50	0-5
			12	706.5	23755	17.99	19.50	0-5
				710	23790	17.96	19.50	0-5
				713.5	23825	17.90	19.50	0-5
			24	706.5	23755	17.87	19.50	0-5
				710	23790	17.82	19.50	0-5
				713.5	23825	17.93	19.50	0-5
		12 RB	0	706.5	23755	17.89	19.50	0-5
				710	23790	17.82	19.50	0-5
				713.5	23825	17.93	19.50	0-5
			6	706.5	23755	17.81	19.50	0-5
				710	23790	17.98	19.50	0-5
				713.5	23825	17.96	19.50	0-5
			13	706.5	23755	17.88	19.50	0-5
				710	23790	17.82	19.50	0-5
				713.5	23825	17.95	19.50	0-5
		25RB		706.5	23755	17.86	19.50	0-5
				710	23790	17.99	19.50	0-5
				713.5	23825	17.88	19.50	0-5

Unless otherwise stated the results shown in this test report refer only to the sample(s) tested and such sample(s) are retained for 90 days only.
除非另有說明，此報告結果僅對測試之樣品負責，同時此樣品僅保留90天。本報告未經本公司書面許可，不可部份複製。
This document is issued by the Company subject to its General Conditions of Service printed overleaf, available on request or accessible at http://www.sgs.com.tw/Terms-and-Conditions and for electronic format documents, subject to Terms and Conditions for Electronic Documents at http://www.sgs.com.tw/Terms-and-Conditions. Attention is drawn to the limitation of liability, indemnification and jurisdiction issues defined therein. Any holder of this document is advised that information contained hereon reflects the Company's findings at the time of its intervention only and within the limits of Client's instructions, if any. The Company's sole responsibility is to its Client and this document does not exonerate parties to a transaction from exercising all their rights and obligations under the transaction documents. This document cannot be reproduced except in full, without prior written approval of the Company. Any unauthorized alteration, forgery or falsification of the content or appearance of this document is unlawful and offenders may be prosecuted to the fullest extent of the law.

FDD Band 25

BW(MHz)	Modulation	RB Size	RB Offset	Frequency (MHz)	Channel	Conducted power (dBm)	Target Max-Tolerance (dBm)	MPR Allowed per 3GPP(dB)
1.4	QPSK	1 RB	0	1850.7	26040	23.25	24.00	0
				1851.5	26041	23.17	24.00	0
				1852.5	26042	23.23	24.00	0
				1853.5	26043	23.21	24.00	0
			2	1850.7	26040	23.23	24.00	0
				1851.5	26041	23.23	24.00	0
				1852.5	26042	23.21	24.00	0
				1853.5	26043	23.23	24.00	0
			5	1850.7	26040	23.23	24.00	0
				1851.5	26041	23.23	24.00	0
				1852.5	26042	23.17	24.00	0
				1853.5	26043	23.23	24.00	0
		50 RB	0	1850.7	26040	22.70	23.00	0.3
				1851.5	26041	22.67	23.00	0.3
				1852.5	26042	22.64	23.00	0.3
				1853.5	26043	22.64	23.00	0.3
			25	1850.7	26040	22.64	23.00	0.3
				1851.5	26041	22.62	23.00	0.3
				1852.5	26042	22.61	23.00	0.3
				1853.5	26043	22.62	23.00	0.3
			50	1850.7	26040	22.62	23.00	0.3
				1851.5	26041	22.61	23.00	0.3
				1852.5	26042	22.61	23.00	0.3
				1853.5	26043	22.67	23.00	0.3
		100RB	0	1850.7	26040	22.67	23.00	0.3
				1851.5	26041	22.61	23.00	0.3
				1852.5	26042	22.61	23.00	0.3
				1853.5	26043	22.67	23.00	0.3
	16-QAM	1 RB	0	1850.7	26040	23.02	23.00	0.1
				1851.5	26041	22.78	23.00	0.1
				1852.5	26042	22.84	23.00	0.1
				1853.5	26043	22.88	23.00	0.1
			2	1850.7	26040	22.88	23.00	0.1
				1851.5	26041	22.89	23.00	0.1
				1852.5	26042	22.85	23.00	0.1
				1853.5	26043	22.89	23.00	0.1
			5	1850.7	26040	22.89	23.00	0.1
				1851.5	26041	22.85	23.00	0.1
				1852.5	26042	22.89	23.00	0.1
				1853.5	26043	22.85	23.00	0.1
		50 RB	0	1850.7	26040	21.70	22.00	0.3
				1851.5	26041	21.67	22.00	0.3
				1852.5	26042	21.64	22.00	0.3
				1853.5	26043	21.64	22.00	0.3
			25	1850.7	26040	21.64	22.00	0.3
				1851.5	26041	21.62	22.00	0.3
				1852.5	26042	21.61	22.00	0.3
				1853.5	26043	21.62	22.00	0.3
			50	1850.7	26040	21.62	22.00	0.3
				1851.5	26041	21.61	22.00	0.3
				1852.5	26042	21.61	22.00	0.3
				1853.5	26043	21.67	22.00	0.3
		100RB	0	1850.7	26040	21.67	22.00	0.3
				1851.5	26041	21.61	22.00	0.3
				1852.5	26042	21.61	22.00	0.3
				1853.5	26043	21.67	22.00	0.3
	64-QAM	1 RB	0	1850.7	26040	21.43	22.00	0.2
				1851.5	26041	21.39	22.00	0.2
				1852.5	26042	21.45	22.00	0.2
				1853.5	26043	21.45	22.00	0.2
			2	1850.7	26040	21.45	22.00	0.2
				1851.5	26041	21.45	22.00	0.2
				1852.5	26042	21.41	22.00	0.2
				1853.5	26043	21.45	22.00	0.2
			5	1850.7	26040	21.45	22.00	0.2
				1851.5	26041	21.41	22.00	0.2
				1852.5	26042	21.45	22.00	0.2
				1853.5	26043	21.41	22.00	0.2
		50 RB	0	1850.7	26040	20.43	21.00	0.3
				1851.5	26041	20.41	21.00	0.3
				1852.5	26042	20.45	21.00	0.3
				1853.5	26043	20.45	21.00	0.3
			25	1850.7	26040	20.45	21.00	0.3
				1851.5	26041	20.43	21.00	0.3
				1852.5	26042	20.41	21.00	0.3
				1853.5	26043	20.45	21.00	0.3
			50	1850.7	26040	20.45	21.00	0.3
				1851.5	26041	20.41	21.00	0.3
				1852.5	26042	20.43	21.00	0.3
				1853.5	26043	20.45	21.00	0.3
		100RB	0	1850.7	26040	20.45	21.00	0.3
				1851.5	26041	20.41	21.00	0.3
				1852.5	26042	20.43	21.00	0.3
				1853.5	26043	20.47	21.00	0.3
	256-QAM	1 RB	0	1850.7	26040	18.38	19.00	0.6
				1851.5	26041	18.37	19.00	0.6
				1852.5	26042	18.43	19.00	0.6
				1853.5	26043	18.43	19.00	0.6
			2	1850.7	26040	18.43	19.00	0.6
				1851.5	26041	18.43	19.00	0.6
				1852.5	26042	18.39	19.00	0.6
				1853.5	26043	18.43	19.00	0.6
			5	1850.7	26040	18.43	19.00	0.6
				1851.5	26041	18.39	19.00	0.6
				1852.5	26042	18.43	19.00	0.6
				1853.5	26043	18.39	19.00	0.6
		50 RB	0	1850.7	26040	17.41	18.00	0.6
				1851.5	26041	17.39	18.00	0.6
				1852.5	26042	17.41	18.00	0.6
				1853.5	26043	17.41	18.00	0.6
			25	1850.7	26040	17.41	18.00	0.6
				1851.5	26041	17.39	18.00	0.6
				1852.5	26042	17.41	18.00	0.6
				1853.5	26043	17.41	18.00	0.6
			50	1850.7	26040	17.41	18.00	0.6
				1851.5	26041	17.39	18.00	0.6
				1852.5	26042	17.41	18.00	0.6
				1853.5	26043	17.41	18.00	0.6
		100RB	0	1850.7	26040	17.41	18.00	0.6
				1851.5	26041	17.39	18.00	0.6
				1852.5	26042	17.41	18.00	0.6
				1853.5	26043	17.41	18.00	0.6

FDD Band 25

BW(MHz)	Modulation	RB Size	RB Offset	Frequency (MHz)	Channel	Conducted power (dBm)	Target Max-Tolerance (dBm)	MPR Allowed per 3GPP(dB)
3	QPSK	1 RB	0	1851.5	26041	23.25	24.00	0
				1852.5	26042	23.23	24.00	0
				1853.5	26043	23.21	24.00	0
			1	1851.5	26041	23.23	24.00	0
				1852.5	26042	23.21	24.00	0
				1853.5	26043	23.23	24.00	0
			3	1851.5	26041	23.23	24.00	0
				1852.5	26042	23.21	24.00	0
				1853.5	26043	23.23	24.00	0
			5	1851.5	26041	23.23	24.00	0
				1852.5	26042	23.17	24.00	0
				1853.5	26043	23.23	24.00	0
		15 RB	0	1851.5	26041	22.67	23.00	0.3
				1852.5	26042	22.64	23.00	0.3
				1853.5	26043	22.64	23.00	0.3
			7	1851.5	26041	22.64	23.00	0.3
				1852.5	26042	22.61	23.00	0.3
				1853.5	26043	22.62	23.00	0.3
			14	1851.5	26041	22.62	23.00	0.3
				1852.5	26042	22.61	23.00	0.3
				1853.5	26043	22.67	23.00	0.3
		25RB	0	1851.5	26041	22.67	23.00	0.3
				1852.5	26042	22.61	23.00	0.3
				1853.5	26043	22.67	23.00	0.3
	16-QAM	1 RB	0	1851.5	26041	23.02	23.00	0.1
				1852.5	26042	22.84	23.00	0.1
				1853.5	26043	22.88	23.00	0.1
			1	1851.5	26041	22.88	23.00	0.1
				1852.5	26042	22.85	23.00	0.1
				1853.5	26043	22.89	23.00	0.1
			3	1851.5	26041	22.89	23.00	0.1
				1852.5	26042	22.85	23.00	0.1
				1853.5	26043	22.89	23.00	0.1
			5	1851.5	26041	22.89	23.00	0.1
				1852.5	26042	22.85	23.00	0.1
				1853.5	26043	22.89	23.00	0.1
		15 RB	0	1851.5	26041	21.67	22.00	0.3
				1852.5	26042	21.64	22.00	0.3
				1853.5	26043	21.64	22.00	0.3
			7	1851.5	26041	21.64	22.00	0.3
				1852.5	26042	21.61	22.00	0.3
				1853.5	26043	21.62	22.00	0.3
			14	1851.5	26041	21.62	22.00	0.3
				1852.5	26042	21.61	22.00	0.3
				1853.5	26043	21.67	22.00	0.3
		25RB	0	1851.5	26041	21.67	22.00	0.3
				1852.5	26042	21.61	22.00	0.3
				1853.5	26043	21.67	22.00	0.3
	64-QAM	1 RB	0	1851.5	26041	21.43	22.00	0.2
				1852.5	26042	21.39	22.00	0.2
				1853.5	26043	21.45	22.00	0.2
			1	1851.5	26041	21.45	22.00	0.2
				1852.5	26042	21.41	22.00	0.2
				1853.5	26043	21.45	22.00	0.2
			3	1851.5	26041	21.45	22.00	0.2
				1852.5	26042	21.41	22.00	0.2
				1853.5	26043	21.45	22.00	0.2
			5	1851.5	26041	21.45	22.00	0.2
				1852.5	26042	21.41	22.00	0.2
				1853.5	26043	21.45	22.00	0.2
		15 RB	0	1851.5	26041	20.43	21.00	0.3
				1852.5	26042	20.41	21.00	0.3
				1853.5	26043	20.45	21.00	0.3
			7	1851.5	26041	20.45	21.00	0.3
				1852.5	26042	20.41	21.00	0.3
				1853.5	26043	20.43	21.00	0.3
			14	1851.5	26041	20.43	21.00	0.3
				1852.5	26042	20.41	21.00	0.3
				1853.5	26043	20.45	21.00	0.3
		25RB	0	1851.5	26041	20.45	21.00	0.3
				1852.5	26042	20.41	21.00	0.3
				1853.5	26043	20.47	21.00	0.3
	256-QAM	1 RB	0	1851.5	26041	18.38	19.00	0.6
				1852.5	26042	18.43	19.00	0.6
				1853.5	26043	18.43	19.00	0.6
			1	1851.5	26041	18.43	19.00	0.6
				1852.5	26042	18.39	19.00	0.6
				1853.5	26043	18.43	19.00	0.6
			3	1851.5	26041	18.43	19.00	0.6
				1852.5	26042	18.39	19.00	0.6
				1853.5	26043	18.43	19.00	0.6
			5	1851.5	26041	18.43	19.00	0.6
				1852.5	26042	18.39	19.00	0.6
				1853.5	26043	18.43	19.00	0.6
		15 RB	0	1851.5	26041	17.41	18.00	0.6
				1852.5	26042	17.39	18.00	0.6
				1853.5	26043	17.41	18.00	0.6
			7	1851.5	26041	17.41	18.00	0.6
				1852.5	26042	17.39	18.00	0.6
				1853.5	26043	17.41	18.00	0.6
			14	1851.5	26041	17.41	18.00	0.6
				1852.5	26042	17.39	18.00	0.6
				1853.5	26043	17.41	18.00	0.6
		25RB	0	1851.5	26041	17.41	18.00	0.6
				1852.5	26042	17.39	18.00	0.6
				1853.5	26043	17.41	18.00	0.6

FDD Band 25

BW(MHz)	Modulation	RB Size	RB Offset	Frequency (MHz)	Channel	Conducted power (dBm)	Target Max-Tolerance (dBm)	MPR Allowed per 3GPP(dB)
5	QPSK	1 RB	0	1852.5	26042	23.23	24.00	0
				1853.5	26043	23.21	24.00	0
			2	1852.5	26042	23.21	24.00	0
				1853.5	26043	23.23	24.00	0
			5	1852.5	26042	23.23	24.00	0
				1853.5	26043	23.23	24.00	0
		12 RB	0	1852.5	26042	22.67	23.00	0.3
				1853.5	26043	22.64	23.00	0.3
			6	1852.5	26042	22.64	23.00	0.3
				1853.5	26043	22.62	23.00	0.3
			12	1852.5	26042	22.62	23.00	0.3
				1853.5	26043	22.67	23.00	0.3
		25RB	0	1852.5	26042	22.67	23.00	0.3
				1853.5	26043	22.67	23.00	0.3
	16-QAM	1 RB	0	1852.5	26042	23.02	23.00	0.1
				1853.5	26043	22.88	23.00	0.1
			2	1852.5	26042	22.88	23.00	0.1
				1853.5	26043	22.89	23.00	0.1
			5	1852.5	26042	22.89	23.00	0.1
				1853.5	26043	22.89	23.00	0.1
		12 RB	0	1852.5	26042	21.67	22.00	0.3
				1853.5	26043	21.64	22.00	0.3
			6	1852.5	26042	21.64	22.00	0.3
				1853.5	26043	21.62	22.00	0.3
			12	1852.5	26042	21.62	22.00	0.3
				1853.5	26043	21.67	22.00	0.3
		25RB	0	1852.5	26042	21.67	22.00	0.3
				1853.5	26043	21.67	22.00	0.3
	64-QAM	1 RB	0	1852.5	26042	21.43	22.00	0.2
				1853.5	26043	21.45	22.00	0.2
			2	1852.5	26042	21.45	22.00	0.2
				1853.5	26043	21.45	22.00	0.2
			5	1852.5	26042	21.45	22.00	0.2
				1853.5	26043	21.45	22.00	0.2
		12 RB	0	1852.5	26042	20.43	21.00	0.3
				1853.5	26043	20.45	21.00	0.3
			6	1852.5	26042	20.45	21.00	0.3
				1853.5	26043	20.43	21.00	0.3
			12	1852.5	26042	20.43	21.00	0.3
				1853.5	26043	20.45	21.00	0.3
		25RB	0	1852.5	26042	20.45	21.00	0.3
				1853.5	26043	20.47	21.00	0.3
	256-QAM	1 RB	0	1852.5	26042	18.43	19.00	0.6
				1853.5	26043	18.43	19.00	0.6
			2	1852.5	26042	18.43	19.00	0.6
				1853.5	26043	18.43	19.00	0.6
			5	1852.5	26042	18.43	19.00	0.6
				1853.5	26043	18.43	19.00	0.6
		12 RB	0	1852.5	26042	17.41	18.00	0.6
				1853.5	26043	17.41	18.00	0.6
			6	1852.5	26042	17.41	18.00	0.6
				1853.5	26043	17.41	18.00	0.6
			12	1852.5	26042	17.41	18.00	0.6
				1853.5	26043	17.41	18.00	0.6
		25RB	0	1852.5	26042	17.41	18.00	0.6
				1853.5	26043	17.41	18.00	0.6

FDD Band 25

BW(MHz)	Modulation	RB Size	RB Offset	Frequency (MHz)	Channel	Conducted power (dBm)	Target Max-Tolerance (dBm)	MPR Allowed per 3GPP(dB)
10	QPSK	1 RB	0	1855.5	26090	23.25	24.00	0
				1857.5	26107	23.17	24.00	0
			4	1855.5	26090	23.17	24.00	0
				1857.5	26107	23.21	24.00	0
			7	1855.5	26090	23.23	24.00	0
				1857.5	26107	23.21	24.00	0
			14	1855.5	26090	23.23	24.00	0
				1857.5	26107	23.23	24.00	0
		25RB	0	1855.5	26090	22.67	23.00	0.3
				1857.5	26107	22.64	23.00	0.3
			12	1855.5	26090	22.64	23.00	0.3
				1857.5	26107	22.62	23.00	0.3
			25	1855.5	26090	22.62	23.00	0.3
				1857.5	26107	22.67	23.00	0.3
		50RB	0	1855.5	26090	22.67	23.00	0.3
				1857.5	26107	22.67	23.00	0.3
	16-QAM	1 RB	0	1855.5	26090	23.02	23.00	0.1
				1857.5	26107	22.88	23.00	0.1
			4	1855.5	26090	22.88	23.00	0.1
				1857.5	26107	22.89	23.00	0.1
			7	1855.5	26090	22.89	23.00	0.1
				1857.5	26107	22.89	23.00	0.1
			14	1855.5	26090	22.89	23.00	0.1
				1857.5	26107	22.89	23.00	0.1
		25RB	0	1855.5	26090	21.67	22.00	0.3
				1857.5	26107	21.64	22.00	0.3
			12	1855.5	26090	21.64	22.00	0.3
				1857.5	26107	21.62	22.00	0.3
			25	1855.5	26090	21.62	22.00	0.3
				1857.5	26107	21.67	22.00	0.3
		50RB	0	1855.5	26090	21.67	22.00	0.3
				1857.5	26107	21.67	22.00	0.3
	64-QAM	1 RB	0	1855.5	26090	21.43	22.00	0.2
				1857.5	26107	21.39	22.00	0.2
			4	1855.5	26090	21.45	22.00	0.2
				1857.5	26107	21.45	22.00	0.2
			7	1855.5	26090	21.45	22.00	0.2
				1857.5	26107	21.41	22.00	0.2
			14	1855.5	26090	21.45	22.00	0.2
				1857.5	26107	21.45	22.00	0.2
		25RB	0	1855.5	26090	20.43	21.00	0.3
				1857.5	26107	20.41	21.00	0.3
			12	1855.5	26090	20.45	21.00	0.3
				1857.5	26107	20.45	21.00	0.3
			25	1855.5	26090	20.45	21.00	0.3
				1857.5	26107	20.41	21.00	0.3
		50RB	0	1855.5	26090	20.45	21.00	0.3
				1857.5	26107	20.41	21.00	0.3
	256-QAM	1 RB	0	1855.5	26090	18.43	19.00	0.6
				1857.5	26107	18.43	19.00	0.6
			4	1855.5	26090	18.43	19.00	0.6
				1857.5	26107	18.39	19.00	0.6
			7	1855.5	26090	18.39	19.00	0.6
				1857.5	26107	18.43	19.00	0.6
			14	1855.5	26090	18.43	19.00	0.6
				1857.5	26107	18.43	19.00	0.6
		25RB	0	1855.5	26090	17.41	18.00	0.6
				1857.5	26107	17.39	18.00	0.6
			12	1855.5	26090	17.41	18.00	0.6
				1857.5	26107	17.41	18.00	0.6
			25	1855.5	26090	17.41	18.00	0.6
				1857.5	26107	17.39	18.00	0.6
		50RB	0	1855.5	26090	17.41	18.00	0.6
				1857.5	26107	17.41	18.00	0.6

FDD Band 25

BW(MHz)	Modulation	RB Size	RB Offset	Frequency (MHz)	Channel	Conducted power (dBm)	Target Max-Tolerance (dBm)	MPR Allowed per 3GPP(dB)
15	QPSK	1 RB	0	1860.5	26140	23.25	24.00	0
				1862.5	26157	23.23	24.00	0
			7	1860.5	26140	23.23	24.00	0
				1862.5	26157	23.21	24.00	0
			14	1860.5	26140	23.23	24.00	0
				1862.5	26157	23.23	24.00	0
		36 RB	0	1860.5	26140	22.67	23.00	0.3
				1862.5	26157	22.64	23.00	0.3
			18	1860.5	26140	22.64	23.00	0.3
				1862.5	26157	22.62	23.00	0.3
			37	1860.5	26140	22.62	23.00	0.3
				1862.5	26157	22.67	23.00	0.3
		75RB	0	1860.5	26140	22.67	23.00	0.3
				1862.5	26157	22.67	23.00	0.3
	16-QAM	1 RB	0	1860.5	26140	23.02	23.00	0.1
				1862.5	26157	22.88	23.00	0.1
			36	1860.5	26140	22.88	23.00	0.1
				1862.5	26157	22.89	23.00	0.1
			74	1860.5	26140	22.89	23.00	0.1
				1862.5	26157	22.89	23.00	0.1
		36 RB	0	1860.5	26140	21.67	22.00	0.3
				1862.5	26157	21.64	22.00	0.3
			18	1860.5	26140	21.64	22.00	0.3
				1862.5	26157	21.62	22.00	0.3
			37	1860.5	26140	21.62	22.00	0.3
				1862.5	26157	21.67	22.00	0.3
		75RB	0	1860.5	26140	21.67	22.00	0.3
				1862.5	26157	21.67	22.00	0.3
	64-QAM	1 RB	0	1860.5	26140	21.43	22.00	0.2
				1862.5	26157	21.39	22.00	0.2
			36	1860.5	26140	21.45	22.00	0.2
				1862.5	26157	21.45	22.00	0.2
			74	1860.5	26140	21.45	22.00	0.2
				1862.5	26157	21.45	22.00	0.2
		36 RB	0	1860.5	26140	20.43	21.00	0.3
				1862.5	26157	20.41	21.00	0.3
			18	1860.5	26140	20.45	21.00	0.3
				1862.5	26157	20.45	21.00	0.3
			37	1860.5	26140	20.45	21.00	0.3
				1862.5	26157	20.41	21.00	0.3
		75RB	0	1860.5	26140	20.45	21.00	0.3
				1862.5	26157	20.41	21.00	0.3
	256-QAM	1 RB	0	1860.5	26140	18.43	19.00	0.6
				1862.5	26157	18.43	19.00	0.6
			36	1860.5	26140	18.43	19.00	0.6
				1862.5	26157	18.39	19.00	0.6
			74	1860.5	26140	18.39	19.00	0.6
				1862.5	26157	18.43	19.00	0.6
		36 RB	0	1860.5	26140	17.41	18.00	0.6
				1862.5	26157	17.39	18.00	0.6
			18	1860.5	26140	17.41	18.00	0.6
				1862.5	26157	17.41	18.00	0.6
			37	1860.5	26140	17.41	18.00	0.6
				1862.5	26157	17.39	18.00	0.6
		75RB	0	1860.5	26140	17.41	18.00	0.6
				1862.5	26157	17.41	18.00	0.6

FDD Band 25

BW(MHz)	Modulation	RB Size	RB Offset	Frequency (MHz)	Channel	Conducted power (dBm)	Target Max-Tolerance (dBm)	MPR Allowed per 3GPP(dB)
1.4	QPSK	1 RB	0	1850.7	26040	23.25	24.00	0
				1851.5	26041	23.17	24.00	0
			2	1852.5	26042	23.23	24.00	0
				1853.5	26043	23.21	24.00	0
			5	1850.7	26040	23.23	24.00	0
				1851.5	26041	23.23	24.00	0
		3 RB	0	1850.7	26040	22.67	23.00	0.3
				1851.5	26041	22.64	23.00	0.3
			2	1852.5	26042	22.64	23.00	0.3
				1853.5	26043	22.62	23.00	0.3
			5	1850.7	26040	22.62	23.00	0.3
				1851.5	26041	22.67	23.00	0.3
		6RB	0	1850.7	26040	22.67	23.00	0.3
				1851.5	26041	22.67	23.00	0.3
	16-QAM	1 RB	0	1850.7	26040	23.02	23.00	0.1
				1851.5	26041	22.88	23.00	0.1
			2	1852.5	26042	22.88	23.00	0.1
				1853.5	26043	22

FDD Band 26

BW[MHz]	Modulation	RB Size	RB Offset	Frequency [MHz]	Channel	Conducted power [dBm]	Target Power + Max. Tolerance [dBm]	MPR Allowed per 3GPP[dB]
15	QPSK	1 RB	0	815.5	26705	23.70	24.00	0
				816.5	26805	23.60	24.00	0
				818.5	26905	23.46	24.00	0
			36	815.5	26705	23.64	24.00	0
				816.5	26805	23.41	24.00	0
				818.5	26905	23.38	24.00	0
			74	815.5	26705	23.20	24.00	0
				816.5	26805	23.02	24.00	0
				818.5	26905	23.07	24.00	0
		36 RB	0	815.5	26705	22.70	23.00	0-1
				816.5	26805	22.66	23.00	0-1
				818.5	26905	22.42	23.00	0-1
			18	815.5	26705	22.74	23.00	0-1
				816.5	26805	22.57	23.00	0-1
				818.5	26905	22.38	23.00	0-1
			37	815.5	26705	22.60	23.00	0-1
				816.5	26805	22.54	23.00	0-1
				818.5	26905	22.40	23.00	0-1
		75RB		815.5	26705	22.40	23.00	0-1
				816.5	26805	22.39	23.00	0-1
				818.5	26905	22.23	23.00	0-1
	16-QAM	1 RB	0	815.5	26705	22.51	23.00	0-1
				816.5	26805	22.47	23.00	0-1
				818.5	26905	22.30	23.00	0-1
			36	815.5	26705	22.36	23.00	0-1
				816.5	26805	22.35	23.00	0-1
				818.5	26905	21.93	23.00	0-1
			74	815.5	26705	22.28	23.00	0-1
				816.5	26805	22.19	23.00	0-1
				818.5	26905	21.96	23.00	0-1
		36 RB	0	815.5	26705	21.58	22.00	0-2
				816.5	26805	21.67	22.00	0-2
				818.5	26905	21.38	22.00	0-2
			18	815.5	26705	21.72	22.00	0-2
				816.5	26805	21.67	22.00	0-2
				818.5	26905	21.46	22.00	0-2
			37	815.5	26705	21.54	22.00	0-2
				816.5	26805	21.51	22.00	0-2
				818.5	26905	21.42	22.00	0-2
		75RB		815.5	26705	21.42	22.00	0-2
				816.5	26805	21.41	22.00	0-2
				818.5	26905	21.11	22.00	0-2
	64-QAM	1 RB	0	815.5	26705	21.58	22.00	0-2
				816.5	26805	21.41	22.00	0-2
				818.5	26905	21.50	22.00	0-2
			36	815.5	26705	21.56	22.00	0-2
				816.5	26805	21.42	22.00	0-2
				818.5	26905	21.42	22.00	0-2
			74	815.5	26705	21.42	22.00	0-2
				816.5	26805	21.50	22.00	0-2
				818.5	26905	21.50	22.00	0-2
		36 RB	0	815.5	26705	20.46	21.50	0-3
				816.5	26805	20.58	21.50	0-3
				818.5	26905	20.50	21.50	0-3
			18	815.5	26705	20.51	21.50	0-3
				816.5	26805	20.60	21.50	0-3
				818.5	26905	20.66	21.50	0-3
			37	815.5	26705	20.64	21.50	0-3
				816.5	26805	20.50	21.50	0-3
				818.5	26905	20.62	21.50	0-3
		75RB		815.5	26705	20.48	21.50	0-3
				816.5	26805	20.39	21.50	0-3
				818.5	26905	20.60	21.50	0-3
	256-QAM	1 RB	0	815.5	26705	18.66	19.50	0-5
				816.5	26805	18.63	19.50	0-5
				818.5	26905	18.48	19.50	0-5
			36	815.5	26705	18.51	19.50	0-5
				816.5	26805	18.50	19.50	0-5
				818.5	26905	18.42	19.50	0-5
			74	815.5	26705	18.50	19.50	0-5
				816.5	26805	18.66	19.50	0-5
				818.5	26905	18.58	19.50	0-5
		36 RB	0	815.5	26705	18.42	19.50	0-5
				816.5	26805	18.48	19.50	0-5
				818.5	26905	18.50	19.50	0-5
			18	815.5	26705	18.59	19.50	0-5
				816.5	26805	18.48	19.50	0-5
				818.5	26905	18.58	19.50	0-5
			37	815.5	26705	18.58	19.50	0-5
				816.5	26805	18.56	19.50	0-5
				818.5	26905	18.58	19.50	0-5
		75RB		815.5	26705	18.58	19.50	0-5
				816.5	26805	18.50	19.50	0-5
				818.5	26905	18.48	19.50	0-5

FDD Band 26

BW[MHz]	Modulation	RB Size	RB Offset	Frequency [MHz]	Channel	Conducted power [dBm]	Target Power + Max. Tolerance [dBm]	MPR Allowed per 3GPP[dB]
10	QPSK	1 RB	0	819	26740	23.52	24.00	0
			25	821.5	26890	23.63	24.00	0
				819	26740	23.60	24.00	0
				821.5	26890	23.21	24.00	0
			49	819	26740	23.28	24.00	0
				821.5	26890	23.23	24.00	0
				819	26740	23.24	24.00	0
		25 RB	0	821.5	26890	22.42	23.50	0-1
				819	26740	22.61	23.50	0-1
			12	821.5	26890	22.64	23.50	0-1
				819	26740	22.68	23.50	0-1
			25	821.5	26890	22.68	23.50	0-1
				819	26740	22.66	23.50	0-1
				821.5	26890	22.68	23.50	0-1
		50RB		821.5	26890	22.42	23.50	0-1
				819	26740	22.61	23.50	0-1
				821.5	26890	22.42	23.50	0-1
	16-QAM	1 RB	0	819	26740	22.49	23.00	0-1
			25	821.5	26890	22.35	23.00	0-1
				819	26740	22.35	23.00	0-1
				821.5	26890	22.35	23.00	0-1
			49	819	26740	22.21	23.00	0-1
				821.5	26890	22.21	23.00	0-1
				819	26740	22.21	23.00	0-1
		25 RB	0	821.5	26890	20.99	22.00	0-2
				819	26740	21.12	22.00	0-2
			12	821.5	26890	21.07	22.00	0-2
				819	26740	20.93	22.00	0-2
			25	821.5	26890	20.98	22.00	0-2
				819	26740	20.90	22.00	0-2
				821.5	26890	20.98	22.00	0-2
		50RB		821.5	26890	20.87	22.00	0-2
				819	26740	20.98	22.00	0-2
				821.5	26890	20.98	22.00	0-2
	64-QAM	1 RB	0	819	26740	21.58	22.00	0-2
			25	821.5	26890	21.61	22.00	0-2
				819	26740	21.60	22.00	0-2
				821.5	26890	21.63	22.00	0-2
			49	819	26740	21.58	22.00	0-2
				821.5	26890	21.60	22.00	0-2
				819	26740	21.58	22.00	0-2
		25 RB	0	821.5	26890	20.53	21.50	0-3
				819	26740	20.56	21.50	0-3
			12	821.5	26890	20.67	21.50	0-3
				819	26740	20.60	21.50	0-3
			25	821.5	26890	20.66	21.50	0-3
				819	26740	20.66	21.50	0-3
				821.5	26890	20.53	21.50	0-3
		50RB		821.5	26890	20.64	21.50	0-3
				819	26740	20.66	21.50	0-3
				821.5	26890	20.67	21.50	0-3
	256-QAM	1 RB	0	819	26740	18.52	19.50	0-5
			25	821.5	26890	18.67	19.50	0-5
				819	26740	18.66	19.50	0-5
				821.5	26890	18.58	19.50	0-5
			49	819	26740	18.58	19.50	0-5
				821.5	26890	18.57	19.50	0-5
				819	26740	18.58	19.50	0-5
		25 RB	0	821.5	26890	18.66	19.50	0-5
				819	26740	18.58	19.50	0-5
				821.5	26890	18.67	19.50	0-5
			12	819	26740	18.66	19.50	0-5
				821.5	26890	18.66	19.50	0-5
			25	819	26740	18.66	19.50	0-5
				821.5	26890	18.66	19.50	0-5
		50RB		821.5	26890	18.66	19.50	0-5
				819	26740	18.66	19.50	0-5
				821.5	26890	18.66	19.50	0-5

FDD Band 26

BW[MHz]	Modulation	RB Size	RB Offset	Frequency [MHz]	Channel	Conducted power [dBm]	Target Power + Max. Tolerance [dBm]	MPR Allowed per 3GPP[dB]
5	QPSK	1 RB	0	816.5	26715	23.28	24.00	0
			12	819.5	26865	23.36	24.00	0
				816.5	26715	23.28	24.00	0
				819.5	26865	23.36	24.00	0
			24	816.5	26715	23.36	24.00	0
				819.5	26865	23.36	24.00	0
				816.5	26715	23.36	24.00	0
		12 RB	0	819.5	26865	22.36	23.50	0-1
				816.5	26715	22.36	23.50	0-1
			6	819.5	26865	22.36	23.50	0-1
				816.5	26715	22.42	23.50	0-1
			13	819.5	26865	22.36	23.50	0-1
				816.5	26715	22.36	23.50	0-1
				819.5	26865	22.36	23.50	0-1
		25RB		819.5	26865	22.36	23.50	0-1
				816.5	26715	22.36	23.50	0-1
				819.5	26865	22.36	23.50	0-1
	16-QAM	1 RB	0	816.5	26715	22.36	23.00	0-1
			7	819.5	26865	22.36	23.00	0-1
				816.5	26715	22.36	23.00	0-1
				819.5	26865	22.27	23.00	0-1
			14	816.5	26715	22.21	23.00	0-1
				819.5	26865	21.98	23.00	0-1
				816.5	26715	22.21	23.00	0-1
		8 RB	0	819.5	26865	20.98	22.00	0-2
				816.5	26715	21.20	22.00	0-2
			4	819.5	26865	20.98	22.00	0-2
				816.5	26715	20.87	22.00	0-2
			7	819.5	26865	20.72	22.00	0-2
				816.5	26715	20.72	22.00	0-2
				819.5	26865	20.72	22.00	0-2
		15RB		819.5	26865	20.72	22.00	0-2
				816.5	26715	20.72	22.00	0-2
				819.5	26865	20.72	22.00	0-2
	64-QAM	1 RB	0	816.5	26715	21.87	22.00	0-2
			7	819.5	26865	21.87	22.00	0-2
				816.5	26715	21.87	22.00	0-2
				819.5	26865	21.87	22.00	0-2
			14	816.5	26715	21.87	22.00	0-2
				819.5	26865	21.87	22.00	0-2
				816.5	26715	21.87	22.00	0-2
		8 RB	0	819.5	26865	20.87	21.50	0-3
				816.5	26715	20.87	21.50	0-3
			4	819.5	26865	20.87	21.50	0-3
				816.5	26715	20.87	21.50	0-3
			7	819.5	26865	20.87	21.50	0-3
				816.5	26715	20.87	21.50	0-3
				819.5	26865	20.87	21.50	0-3
		15RB		819.5	26865	20.87	21.50	0-3
				816.5	26715	20.87	21.50	0-3
				819.5	26865	20.87	21.50	0-3
	256-QAM	1 RB	0	816.5	26715	18.66	19.50	0-5
			7	819.5	26865	18.66	19.50	0-5
				816.5	26715	18.66	19.50	0-5
				819.5	26865	18.67	19.50	0-5
			14	816.5	26715	18.67	19.50	0-5
				819.5	26865	18.66	19.50	0-5
				816.5	26715	18.66	19.50	0-5
		8 RB	0	819.5	26865	18.66	19.50	0-5
				816.5	26715	18.66	19.50	0-5
			4	819.5	26865	18.66	19.50	0-5
				816.5	26715	18.66	19.50	0-5
			7	819.5	26865	18.66	19.50	0-5
				816.5	26715	18.66	19.50	0-5
				819.5	26865	18.66	19.50	0-5
		15RB		819.5	26865	18.66	19.50	0-5
				816.5	26715	18.66	19.50	0-5
				819.5	26865	18.66	19.50	0-5

FDD Band 26

BW[MHz]	Modulation	RB Size	RB Offset	Frequency [MHz]	Channel	Conducted power [dBm]	Target Power + Max. Tolerance [dBm]	MPR Allowed per 3GPP[dB]
3	QPSK	1 RB	0	815.5	26705	23.21	24.00	0
			7	816.5	26805	23.22	24.00	0
				817.5	26905	23.13	24.00	0
			14	815.5	26705	23.22	24.00	0
				816.5	26805	23.25	24.00	0
				817.5	26905	23.25	24.00	0
		8 RB	0	815.5	26705	22.58	23.50	0-1
				816.5	26805	22.24	23.50	0-1
			4	817.5	26905	22.42	23.50	0-1
				815.5	26705	22.39	23.50	0-1
			7	816.5	26805	22.25	23.50	0-1
				817.5	26905	22.13	23.50	0-1
				815.5	26705	22.29	23.50	0-1
		15RB		816.5	26805	22.18	23.50	0-1
				817.5	26905	22.17	23.50	0-1
				815.5	26705	22.18	23.50	0-1
	16-QAM	1 RB	0	815.5	26705	22.15	23.00	0-1
			7	816.5	26805	22.17	23.00	0-1
				817.5	26905	22.13	23.00	0-1
			14	815.5	26705	22.21	23.00	0-1
				816.5	26805	21.72	23.00	0-1
				817.5	26905	21.67	23.00	0-1
		8 RB	0	815.5	26705	21.85	22.00	0-2
			4	816.5	26805	21.98	22.00	0-2
				817.5	26905	21.87	22.00	0-2
			7	815.5	26705	21.85	22.00	0-2
				816.5	26805	21.69	22.00	0-2
				817.5	26905	21.67	22.00	0-2
		15RB		816.5	26805	21.67	22.00	0-2
				815.5	26705	21.67	22.00	0-2
				817.5	26905	21.67	22.00	0-2
	64-QAM	1 RB	0	815.5	26705	21.58	22.00	0-2
			7	816.5	26805	21.58	22.00	0-2
				817.5	26905	21.53	22.00	0-2
			14	815.5	26705	21.53	22.00	0-2
				816.5	26805	21.51	22.00	0-2
				817.5	26905	21.51	22.00	0-2
		8 RB	0	815.5	26705	20.62	21.50	0-3
				816.5	26805	20.62	21.50	0-3
			4	817.5	26905	20.67	21.50	0-3
				815.5	26705	20.67	21.50	0-3
			7	816.5	26805	20.65	21.50	0-3
				817.5	26905	20.67	21.50	0-3
				815.5	26705	20.67	21.50	0-3
		15RB		816.5	26805	20.65	21.50	0-3
				817.5	26905	20.67	21.50	0-3
				815.5	26705	20.67	21.50	0-3
	256-QAM	1 RB	0	815.5	26705	18.69	19.50	0-5
			7	816.5	26805	18.66	19.50	0-5
				817.5	26905	18.66	19.50	0-5
			14	815.5	26705	18.67	19.50	0-5
				816.5	26805	18.50	19.50	0-5
				817.5	26905	18.49	19.50	0-5
		8 RB	0	815.5	26705	18.63	19.50	0-5
				816.5	26805	18.63	19.50	0-5
			4	817.5	26905	18.67	19.50	0-5
				815.5	26705	18.67	19.50	0-5
			7	816.5	26805	18.63	19.50	0-5
				817.5	26905	18.62	19.50	0-5
				815.5	26705	18.63	19.50	0-5
		15RB		816.5	26805	18.65	19.50	0-5
				817.5	26905	18.65	19.50	0-5
				815.5	26705	18.65	19.50	0-5

FDD Band 26

BW[MHz]	Modulation	RB Size	RB Offset	Frequency [MHz]	Channel	Conducted power [dBm]	Target Power + Max. Tolerance [dBm]	MPR Allowed per 3GPP[dB]
1.4	QPSK	1 RB	0	814.7	26697	23.09	24.00	0
			2	815.5	26805	23.33	24.00	0
				816.3	26913	22.97	24.00	0
			5	814.7	26697	23.23	24.00	0
				815.5	26805	23.08	24.00	0
				816.3	26913	22.77	24.00	0
		3 RB	0	814.7	26697	23.02	24.00	0
				815.5	26805	22.65	24.00	0
			2	816.3	26913	22.78	24.00	0
				814.7	26697	22.84	24.00	0
				815.5	26805	22.68	24.00	0
				816.3	26913	22.68	24.00	0
			3	814.7	26697	22.60	24.00	0
				815.5	26805	22.61	24.00	0
				816.3	26913	22.68	24.00	0
		6RB		814.7	26697	22.26	23.00	0-1
				815.5	26805	22.28	23.00	0-1
				816.3	26913	22.23	23.00	0-1
	16-QAM	1 RB	0	814.7	26697	22.00	23.00	0-1
			2	815.5	26805	22.14	23.00	0-1
				816.3	26913	21.97	23.00	0-1
			5	814.7	26697	22.06	23.00	0-1
				815.5	26805	21.78	23.00	0-1
				816.3	26913	21.91	23.00	0-1
		3 RB	0	814.7	26697	21.82	22.00	0-1
				815.5	26805	21.75	23.00	0-1
			2	816.3	26913	21.73	23.00	0-1
				814.7	26697	21.72	23.00	0-1
				815.5	26805	21.70	23.00	0-1
				816.3	26913	21.77	23.00	0-1
			3	814.7	26697	21.71	23.00	0-1
				815.5	26805	21.72	23.00	0-1
				816.3	26913	21.66	23.00	0-1
		6RB		814.7	26697	21.58	22.00	0-2
				815.5	26805	21.57	22.00	0-2
				816.3	26913	21.53	22.00	0-2
	64-QAM	1 RB	0	814.7	26697	21.52	22.00	0-2
			2	815.5	26805	21.59	22.00	0-2
				816.3	26913	21.58	22.00	0-2
			5	814.7	26697	21.53	22.00	0-2
				815.5	26805	21.54	22.00	0-2
				816.3	26913	21.51	22.00	0-2
		3 RB	0	814.7	26697	20.54	21.50	0-3
				815.5	26805	20.63	21.50	0-3
			2	816.3	26913	20.63	21.50	0-3
				814.7	26697	20.49	21.50	0-3
				815.5	26805	20.68	21.50	0-3
				816.3	26913	20.52	21.50	0-3
			3	814.7	26697	20.58	21.50	0-3
				815.5	26805	20.58	21.50	0-3
				816.3	26913	20.65	21.50	0-3
		6RB		814.7	26697	20.50	21.50	0-3
				815.5	26805	20.67	21.50	0-3
				816.3	26913	20.53	21.50	0-3
	256-QAM	1 RB	0	814.7	26697	18.68	19.50	0-5
			2	815.5	26805	18.66	19.50	0-5
				816.3	26913	18.66	19.50	0-5
			5	814.7	26697	18.61	19.50	0-5
				815.5	26805	18.57	19.50	0-5
				816.3	26913	18.57	19.50	0-5
		3 RB	0	814.7	26697	18.66	19.50	0-5
				815.5	26805	18.66	19.50	0-5
			2	816.3	26913	18.66	19.50	0-5
				814.7	26697	18.57	19.50	0-5
				815.5	26805	18.63	19.50	0-5
				816.3	26913	18.54	19.50	0-5
			3	814.7	26697	18.58	19.50	0-5
				815.5	26805	18.54	19.50	0-5
				816.3	26913	18.54	19.50	0-5
		6RB		814.7	26697	18.58	19.50	0-5
				815.5	26805	18.54	19.50	0-5
				816.3	26913	18.54	19.50	0-5

Unless otherwise stated the results shown in this test report refer only to the sample(s) tested and such sample(s) are retained for 90 days only.
除非另有說明，此報告結果僅對測試之樣品負責，同時此樣品僅保留90天。本報告未經本公司書面許可，不可部份複製。
This document is issued by the Company subject to its General Conditions of Service printed overleaf, available on request or accessible at http://www.sgs.com.tw/Terms-and-Conditions and for electronic format documents, subject to Terms and Conditions for Electronic Documents at http://www.sgs.com.tw/Terms-and-Conditions. Attention is drawn to the limitation of liability, indemnification and jurisdiction issues defined therein. Any holder of this document is advised that information contained hereon reflects the Company's findings at the time of its intervention only and within the limits of Client's instructions, if any. The Company's sole responsibility is to its Client and this document does not exonerate parties to a transaction from exercising all their rights and obligations under the transaction documents. This document cannot be reproduced except in full, without prior written approval of the Company. Any unauthorized alteration, forgery or falsification of the content or appearance of this document is unlawful and offenders may be prosecuted to the fullest extent of the law.

FDD Band 30								
BW(MHz)	Modulation	RB Size	RB Offset	Frequency (MHz)	Channel	Conducted power (dBm)	Target Power + Max. Tolerance (dBm)	MPR Allowed per 3GPP(dB)
10	QPSK	1 RB	0	2310	27710	23.12	23.50	0
			25	2310	27710	23.13	23.50	0
			49	2310	27710	23.21	23.50	0
		25 RB	0	2310	27710	22.27	22.50	0-1
			12	2310	27710	22.29	22.50	0-1
			25	2310	27710	22.34	22.50	0-1
		50RB		2310	27710	22.31	22.50	0-1
	16-QAM	1 RB	0	2310	27710	22.23	22.50	0-1
			25	2310	27710	22.29	22.50	0-1
			49	2310	27710	22.38	22.50	0-1
		25 RB	0	2310	27710	21.20	21.50	0-2
			12	2310	27710	21.20	21.50	0-2
			25	2310	27710	21.22	21.50	0-2
		50RB		2310	27710	21.27	21.50	0-2
	64-QAM	1 RB	0	2310	27710	21.31	21.50	0-2
			25	2310	27710	21.28	21.50	0-2
			49	2310	27710	21.32	21.50	0-2
		25 RB	0	2310	27710	20.35	20.50	0-3
			12	2310	27710	20.32	20.50	0-3
			25	2310	27710	20.28	20.50	0-3
		50RB		2310	27710	20.31	20.50	0-3
	256-QAM	1 RB	0	2310	27710	18.32	18.50	0-5
			25	2310	27710	18.22	18.50	0-5
			49	2310	27710	18.27	18.50	0-5
		25 RB	0	2310	27710	18.36	18.50	0-5
			12	2310	27710	18.29	18.50	0-5
			25	2310	27710	18.23	18.50	0-5
		50RB		2310	27710	18.36	18.50	0-5

FDD Band 30								
BW(MHz)	Modulation	RB Size	RB Offset	Frequency (MHz)	Channel	Conducted power (dBm)	Target Power + Max. Tolerance (dBm)	MPR Allowed per 3GPP(dB)
5	QPSK	1 RB	0	2307.5	27685	23.21	23.50	0
				2310	27710	23.33	23.50	0
				2312.5	27735	23.36	23.50	0
			12	2307.5	27685	23.27	23.50	0
				2310	27710	23.32	23.50	0
				2312.5	27735	23.22	23.50	0
			24	2307.5	27685	23.32	23.50	0
				2310	27710	23.24	23.50	0
				2312.5	27735	23.22	23.50	0
		12 RB	0	2307.5	27685	22.27	22.50	0-1
				2310	27710	22.37	22.50	0-1
				2312.5	27735	22.29	22.50	0-1
			6	2307.5	27685	22.38	22.50	0-1
				2310	27710	22.39	22.50	0-1
				2312.5	27735	22.35	22.50	0-1
			13	2307.5	27685	22.29	22.50	0-1
				2310	27710	22.37	22.50	0-1
				2312.5	27735	22.21	22.50	0-1
		25RB		2307.5	27685	22.21	22.50	0-1
				2310	27710	22.32	22.50	0-1
				2312.5	27735	22.35	22.50	0-1
	16-QAM	1 RB	0	2307.5	27685	22.32	22.50	0-1
				2310	27710	22.38	22.50	0-1
				2312.5	27735	22.35	22.50	0-1
			12	2307.5	27685	22.30	22.50	0-1
				2310	27710	22.26	22.50	0-1
				2312.5	27735	22.25	22.50	0-1
			24	2307.5	27685	22.23	22.50	0-1
				2310	27710	22.33	22.50	0-1
				2312.5	27735	22.26	22.50	0-1
		12 RB	0	2307.5	27685	21.34	21.50	0-2
				2310	27710	21.27	21.50	0-2
				2312.5	27735	21.34	21.50	0-2
			6	2307.5	27685	21.38	21.50	0-2
				2310	27710	21.24	21.50	0-2
				2312.5	27735	21.32	21.50	0-2
			13	2307.5	27685	21.24	21.50	0-2
				2310	27710	21.36	21.50	0-2
				2312.5	27735	21.33	21.50	0-2
		25RB		2307.5	27685	21.33	21.50	0-2
				2310	27710	21.38	21.50	0-2
				2312.5	27735	21.33	21.50	0-2
	64-QAM	1 RB	0	2307.5	27685	21.38	21.50	0-2
				2310	27710	21.24	21.50	0-2
				2312.5	27735	21.30	21.50	0-2
			12	2307.5	27685	21.25	21.50	0-2
				2310	27710	21.35	21.50	0-2
				2312.5	27735	21.32	21.50	0-2
			24	2307.5	27685	21.23	21.50	0-2
				2310	27710	21.22	21.50	0-2
				2312.5	27735	21.32	21.50	0-2
		12 RB	0	2307.5	27685	20.24	20.50	0-3
				2310	27710	20.24	20.50	0-3
				2312.5	27735	20.21	20.50	0-3
			6	2307.5	27685	20.23	20.50	0-3
				2310	27710	20.22	20.50	0-3
				2312.5	27735	20.23	20.50	0-3
			13	2307.5	27685	20.35	20.50	0-3
				2310	27710	20.32	20.50	0-3
				2312.5	27735	20.31	20.50	0-3
		25RB		2307.5	27685	20.30	20.50	0-3
				2310	27710	20.27	20.50	0-3
				2312.5	27735	20.22	20.50	0-3
	256-QAM	1 RB	0	2307.5	27685	18.34	18.50	0-5
				2310	27710	18.36	18.50	0-5
				2312.5	27735	18.33	18.50	0-5
			12	2307.5	27685	18.26	18.50	0-5
				2310	27710	18.27	18.50	0-5
				2312.5	27735	18.33	18.50	0-5
			24	2307.5	27685	18.20	18.50	0-5
				2310	27710	18.22	18.50	0-5
				2312.5	27735	18.26	18.50	0-5
		12 RB	0	2307.5	27685	18.25	18.50	0-5
				2310	27710	18.23	18.50	0-5
				2312.5	27735	18.36	18.50	0-5
			6	2307.5	27685	18.23	18.50	0-5
				2310	27710	18.28	18.50	0-5
				2312.5	27735	18.33	18.50	0-5
			13	2307.5	27685	18.39	18.50	0-5
				2310	27710	18.22	18.50	0-5
				2312.5	27735	18.39	18.50	0-5
		25RB		2307.5	27685	18.36	18.50	0-5
				2310	27710	18.27	18.50	0-5
				2312.5	27735	18.39	18.50	0-5

Unless otherwise stated the results shown in this test report refer only to the sample(s) tested and such sample(s) are retained for 90 days only.
除非另有說明，此報告結果僅對測試之樣品負責，同時此樣品僅保留90天。本報告未經本公司書面許可，不可部份複製。
This document is issued by the Company subject to its General Conditions of Service printed overleaf, available on request or accessible at http://www.sgs.com.tw/Terms-and-Conditions and for electronic format documents, subject to Terms and Conditions for Electronic Documents at http://www.sgs.com.tw/Terms-and-Conditions. Attention is drawn to the limitation of liability, indemnification and jurisdiction issues defined therein. Any holder of this document is advised that information contained hereon reflects the Company's findings at the time of its intervention only and within the limits of Client's instructions, if any. The Company's sole responsibility is to its Client and this document does not exonerate parties to a transaction from exercising all their rights and obligations under the transaction documents. This document cannot be reproduced except in full, without prior written approval of the Company. Any unauthorized alteration, forgery or falsification of the content or appearance of this document is unlawful and offenders may be prosecuted to the fullest extent of the law.

FDD Band 66									
BW(MHz)	Modulation	RB Size	RB Offset	Frequency (MHz)	Channel	Conducted power (dBm)	Power Max-Tolerance (dBm)	MPR (Allowed per 3GPP)(dB)
20	QPSK	1 RB	0	1710.7	132072	23.53	24.50	0
				1745	132322	23.57	24.50	0
				1779.3	132572	23.43	24.50	0
			50	1710.7	132072	23.28	24.50	0
				1745	132322	23.31	24.50	0
				1779.3	132572	23.19	24.50	0
		50 RB	0	1710.7	132072	22.49	23.50	0.1
				1745	132322	22.47	23.50	0.1
			25	1710.7	132072	22.47	23.50	0.1
				1745	132322	22.47	23.50	0.1
			50	1710.7	132072	22.49	23.50	0.1
				1745	132322	22.42	23.50	0.1
		100 RB		1710.7	132072	22.41	23.50	0.1
				1745	132322	22.42	23.50	0.1
	16-QAM	1 RB	0	1710.7	132072	22.38	23.50	0.1
				1745	132322	22.44	23.50	0.1
			50	1710.7	132072	22.66	23.50	0.1
				1745	132322	22.69	23.50	0.1
			99	1710.7	132072	22.57	23.50	0.1
				1745	132322	22.63	23.50	0.1
		50 RB	0	1710.7	132072	21.49	22.50	0.2
				1745	132322	21.51	22.50	0.2
			25	1710.7	132072	21.51	22.50	0.2
				1745	132322	21.51	22.50	0.2
			50	1710.7	132072	21.49	22.50	0.2
				1745	132322	21.52	22.50	0.2
		100 RB		1710.7	132072	21.51	22.50	0.2
				1745	132322	21.52	22.50	0.2
	64-QAM	1 RB	0	1710.7	132072	21.53	22.50	0.3
				1745	132322	21.55	22.50	0.3
			50	1710.7	132072	21.48	22.50	0.3
				1745	132322	21.49	22.50	0.3
			99	1710.7	132072	21.38	22.50	0.3
				1745	132322	21.35	22.50	0.3
		50 RB	0	1710.7	132072	20.49	21.50	0.3
				1745	132322	20.51	21.50	0.3
			25	1710.7	132072	20.49	21.50	0.3
				1745	132322	20.49	21.50	0.3
			50	1710.7	132072	20.47	21.50	0.3
				1745	132322	20.51	21.50	0.3
		100 RB		1710.7	132072	20.49	21.50	0.3
				1745	132322	20.48	21.50	0.3
	256-QAM	1 RB	0	1710.7	132072	18.55	19.50	0.5
				1745	132322	18.56	19.50	0.5
			50	1710.7	132072	18.59	19.50	0.5
				1745	132322	18.61	19.50	0.5
			99	1710.7	132072	18.51	19.50	0.5
				1745	132322	18.49	19.50	0.5
		50 RB	0	1710.7	132072	18.49	19.50	0.5
				1745	132322	18.49	19.50	0.5
			25	1710.7	132072	18.65	19.50	0.5
				1745	132322	18.63	19.50	0.5
			50	1710.7	132072	18.62	19.50	0.5
				1745	132322	18.67	19.50	0.5
		100 RB		1710.7	132072	18.67	19.50	0.5
				1745	132322	18.66	19.50	0.5

FDD Band 66									
BW(MHz)	Modulation	RB Size	RB Offset	Frequency (MHz)	Channel	Conducted power (dBm)	Power Max-Tolerance (dBm)	MPR (Allowed per 3GPP)(dB)
15	QPSK	1 RB	0	1710.5	131987	23.28	24.50	0
				1745	132237	23.31	24.50	0
				1779.5	132487	23.22	24.50	0
			38	1710.5	131987	23.23	24.50	0
				1745	132237	23.23	24.50	0
				1779.5	132487	23.19	24.50	0
			77	1710.5	131987	23.21	24.50	0
				1745	132237	23.19	24.50	0
		36 RB	0	1710.5	131987	22.39	23.50	0.1
				1745	132237	22.41	23.50	0.1
			19	1710.5	131987	22.39	23.50	0.1
				1745	132237	22.41	23.50	0.1
			37	1710.5	131987	22.41	23.50	0.1
				1745	132237	22.42	23.50	0.1
		75 RB		1710.5	131987	22.33	23.50	0.1
				1745	132237	22.35	23.50	0.1
	16-QAM	1 RB	0	1710.5	131987	21.31	22.50	0.2
				1745	132237	21.33	22.50	0.2
			19	1710.5	131987	21.33	22.50	0.2
				1745	132237	21.33	22.50	0.2
			39	1710.5	131987	21.31	22.50	0.2
				1745	132237	21.33	22.50	0.2
		36 RB	0	1710.5	131987	21.33	22.50	0.2
				1745	132237	21.35	22.50	0.2
			18	1710.5	131987	21.35	22.50	0.2
				1745	132237	21.35	22.50	0.2
			37	1710.5	131987	21.35	22.50	0.2
				1745	132237	21.35	22.50	0.2
		75 RB		1710.5	131987	21.35	22.50	0.2
				1745	132237	21.35	22.50	0.2
	64-QAM	1 RB	0	1710.5	131987	20.41	21.50	0.3
				1745	132237	20.43	21.50	0.3
			19	1710.5	131987	20.41	21.50	0.3
				1745	132237	20.43	21.50	0.3
			39	1710.5	131987	20.41	21.50	0.3
				1745	132237	20.43	21.50	0.3
		36 RB	0	1710.5	131987	20.41	21.50	0.3
				1745	132237	20.43	21.50	0.3
			18	1710.5	131987	20.43	21.50	0.3
				1745	132237	20.43	21.50	0.3
			37	1710.5	131987	20.41	21.50	0.3
				1745	132237	20.43	21.50	0.3
		75 RB		1710.5	131987	20.41	21.50	0.3
				1745	132237	20.43	21.50	0.3
	256-QAM	1 RB	0	1710.5	131987	18.45	19.50	0.5
				1745	132237	18.47	19.50	0.5
			19	1710.5	131987	18.49	19.50	0.5
				1745	132237	18.51	19.50	0.5
			39	1710.5	131987	18.49	19.50	0.5
				1745	132237	18.51	19.50	0.5
		36 RB	0	1710.5	131987	18.49	19.50	0.5
				1745	132237	18.51	19.50	0.5
			18	1710.5	131987	18.51	19.50	0.5
				1745	132237	18.51	19.50	0.5
			37	1710.5	131987	18.49	19.50	0.5
				1745	132237	18.51	19.50	0.5
		75 RB		1710.5	131987	18.49	19.50	0.5
				1745	132237	18.51	19.50	0.5

FDD Band 66									
BW(MHz)	Modulation	RB Size	RB Offset	Frequency (MHz)	Channel	Conducted power (dBm)	Power Max-Tolerance (dBm)	MPR (Allowed per 3GPP)(dB)
10	QPSK	1 RB	0	1710	131972	23.28	24.50	0
				1745	132222	23.31	24.50	0
				1779.5	132472	23.22	24.50	0
			25	1710	131972	23.23	24.50	0
				1745	132222	23.23	24.50	0
				1779.5	132472	23.19	24.50	0
			49	1710	131972	23.21	24.50	0
				1745	132222	23.19	24.50	0
		25 RB	0	1710	131972	22.39	23.50	0.1
				1745	132222	22.41	23.50	0.1
			12	1710	131972	22.39	23.50	0.1
				1745	132222	22.41	23.50	0.1
			25	1710	131972	22.41	23.50	0.1
				1745	132222	22.42	23.50	0.1
		50 RB		1710	131972	22.33	23.50	0.1
				1745	132222	22.35	23.50	0.1
	16-QAM	1 RB	0	1710	131972	21.31	22.50	0.2
				1745	132222	21.33	22.50	0.2
			25	1710	131972	21.33	22.50	0.2
				1745	132222	21.33	22.50	0.2
			49	1710	131972	21.31	22.50	0.2
				1745	132222	21.33	22.50	0.2
		25 RB	0	1710	131972	21.33	22.50	0.2
				1745	132222	21.35	22.50	0.2
			12	1710	131972	21.35	22.50	0.2
				1745	132222	21.35	22.50	0.2
			25	1710	131972	21.35	22.50	0.2
				1745	132222	21.35	22.50	0.2
		50 RB		1710	131972	21.35	22.50	0.2
				1745	132222	21.35	22.50	0.2
	64-QAM	1 RB	0	1710	131972	20.41	21.50	0.3
				1745	132222	20.43	21.50	0.3
			25	1710	131972	20.41	21.50	0.3
				1745	132222	20.43	21.50	0.3
			49	1710	131972	20.41	21.50	0.3
				1745	132222	20.43	21.50	0.3
		25 RB	0	1710	131972	20.41	21.50	0.3
				1745	132222	20.43	21.50	0.3
			12	1710	131972	20.41	21.50	0.3
				1745	132222	20.43	21.50	0.3
			25	1710	131972	20.41	21.50	0.3
				1745	132222	20.43	21.50	0.3
		50 RB		1710	131972	20.41	21.50	0.3
				1745	132222	20.43	21.50	0.3
	256-QAM	1 RB	0	1710	131972	18.45	19.50	0.5
				1745	132222	18.47	19.50	0.5
			25	1710	131972	18.49	19.50	0.5
				1745	132222	18.51	19.50	0.5
			49	1710	131972	18.49	19.50	0.5
				1745	132222	18.51	19.50	0.5
		25 RB	0	1710	131972	18.49	19.50	0.5
				1745	132222	18.51	19.50	0.5
			12	1710	131972	18.49	19.50	0.5
				1745	132222	18.51	19.50	0.5
			25	1710	131972	18.49	19.50	0.5
				1745	132222	18.51	19.50	0.5
		50 RB		1710	131972	18.49	19.50	0.5
				1745	132222	18.51	19.50	0.5

FDD Band 66									
BW(MHz)	Modulation	RB Size	RB Offset	Frequency (MHz)	Channel	Conducted power (dBm)	Power Max-Tolerance (dBm)	MPR (Allowed per 3GPP)(dB)
5	QPSK	1 RB	0	1710.5	131987	23.28	24.50	0
				1745	132237	23.31	24.50	0
				1779.5	132487	23.22	24.50	0
			12	1710.5	131987	23.23	24.50	0
				1745	132237	23.23	24.50	0
				1779.5	132487	23.19	24.50	0
			24	1710.5	131987	23.21	24.50	0
				1745	132237	23.19	24.50	0
		12 RB	0	1710.5	131987	22.39	23.50	0.1
				1745	132237	22.41	23.50	0.1
			6	1710.5	131987	22.39	23.50	0.1
				1745	132237	22.41	23.50	0.1
			13	1710.5	131987	22.41	23.50	0.1
				1745	132237	22.42	23.50	0.1
		25 RB		1710.5	131987	22.33	23.50	0.1
				1745	132237	22.35	23.50	0.1
	16-QAM	1 RB	0	1710.5	131987	21.31	22.50	0.2
				1745	132237	21.33	22.50	0.2
			12	1710.5	131987	21.33	22.50	0.2
				1745	132237	21.33	22.50	0.2
			24	1710.5	131987	21.31	22.50	0.2
				1745	132237	21.33	22.50	0.2
		12 RB	0	1710.5	131987	21.33	22.50	0.2
				1745	132237	21.35	22.50	0.2
			6	1710.5	131987	21.35	22.50	0.2
				1745	132237	21.35	22.50	0.2
			13	1710.5	131987	21.35	22.50	0.2
				1745	132237	21.35	22.50	0.2
		25 RB		1710.5	131987	21.35	22.50	0.2
				1745	132237	21.35	22.50	0.2
	64-QAM	1 RB	0	1710.5	131987	20.41	21.50	0.3
				1745	132237	20.43	21.50	0.3
			12	1710.5	131987	20.41	21.50	0.3
				1745	132237	20.43	21.50	0.3
			24	1710.5	131987	20.41	21.50	0.3
				1745	132237	20.43	21.50	0.3
		12 RB	0	1710.5	131987	20.41	21.50	0.3
				1745	132237	20.43	21.50	0.3
			6	1710.5	131987	20.41	21.50	0.3
				1745	132237	20.43	21.50	0.3
			13	1710.5	131987	20.41	21.50	0.3
				1745	132237	20.43	21.50	0.3
		25 RB		1710.5	131987	20.41	21.50	0.3
				1745	132237	20.43	21.50	0.3
	256-QAM	1 RB	0	1710.5	131987	18.45	19.50	0.5
				1745	132237	18.47	19.50	0.5
			12	1710.5	131987	18.49	19.50	0.5
				1745	132237	18.51	19.50	0.5
			24	1710.5	131987	18.49	19.50	0.5
				1745	132237	18.51	19.50	0.5
		12 RB	0	1710.5	131987	18.49	19.50	0.5
				1745	132237	18.51	19.50	0.5
			6	1710.5	131987	18.49	19.50	0.5
				1745	132237	18.51	19.50	0.5
			13	1710.5	131987	18.49	19.50	0.5
				1745	132237	18.51	19.50	0.5
		25 RB		1710.5	131987	18.49	19.50	0.5
				1745	132237	18.51	19.50	0.5

FDD Band 66									
BW(MHz)	Modulation	RB Size	RB Offset	Frequency (MHz)	Channel	Conducted power (dBm)	Power Max-Tolerance (dBm)	MPR (Allowed per 3GPP)(dB)
3	QPSK	1 RB	0	1710.5	131987	23.28	24.50	0
				1745	132237	23.31	24.50	0
				1779.5	132487	23.22	24.50	0
			7	1710.5	131987	23.23	24.50	0
				1745	132237	23.23	24.50	0
				1779.5	132487	23.19	24.50	0
			14	1710.5	131987	23.21	24.50	0
				1745	132237	23.19	24.50	0
		8 RB	0	1710.5	131987	22.39	23.50	0.1
				1745	132237	22.41	23.50	0.1
			4	1710.5	131987	22.39	23.50	0.1
				1745	132237	22.41	23.50	0.1
			7	1710.5	131987	22.41	23.50	0.1
				1745	132237	22.42	23.50	0.1
		15 RB		1710.5	131987	22.33	23.50	0.1
				1745	132237	22.35	23.50	0.1
	16-QAM	1 RB	0	1710.5	131987	21.31	22.50	0.2
				1745	132237	21.33	22.50	0.2
			7	1710.5	131987	21.33	22.50	0.2
				1745	132237	21.33	22.50	0.2
			14	1710.5	131987	21.31	22.50	0.2
				1745	132237	21.33	22.50	0.2
		8 RB	0	1710.5	131987	21.33	22.50	0.2
				1745	132237	21.35	22.50	0.2
			4	1710.5	131987	21.35	22.50	0.2
				1745	132237	21.35	22.50	0.2
			7	1710.5	131987	21.35	22.50	0.2
				1745	132237	21.35	22.50	0.2
		15 RB		1710.5	131987	21.35	22.50	0.2
				1745	132237	21.35	22.50	0.2
	64-QAM	1 RB	0	1710.5	131987	20.41	21.50	0.3
				1745	132237	20.43	21.50	0.3
			7	1710.5	131987	20.41	21.50	0.3
				1745	132237	20.43	21.50	0.3
			14	1710.5	131987	20.41	21.50	0.3
				1745	132237	20.43	21.50	0.3
		8 RB	0	1710.5	131987	20.41	21.50	0.3
				1745	132237	20.43	21.50	0.3
			4	1710.5	131987	20.41	21.50	0.3
				1745	132237	20.43	21.50	0.3
			7	1710.5	131987	20.41	21.50	0.3
				1745	132237	20.43	21.50	0.3
		15 RB		1710.5	131987	20.41	21.50	0.3
				1745	132237	20.43	21.50	0.3
	256-QAM	1 RB	0	1710.5	131987	18.45	19.50	0.5
				1745	132237	18.47	19.50	0.5
			7	1710.5	131987	18.49	19.50	0.5
				1745	132237	18.51	19.50	0.5
			14	1710.5	131987	18.49	19.50	0.5
				1745	132237	18.51	19.50	0.5
		8 RB	0	1710.5	131987	18.49	19.50	0.5
				1745	132237	18.51	19.50	0.5
			4	1710.5	131987	18.49	19.50	0.5
				1745	132237	18.51	19.50	0.5
			7	1710.5	131987	18.49	19.50	0.5
				1745	132237	18.51	19.50	0.5
		15 RB		1710.5	131987	18.49	19.50	0.5
				1745	132237	18.51	19.50	0.5

FDD Band 66									
BW(MHz)	Modulation	RB Size	RB Offset	Frequency (MHz)	Channel	Conducted power (dBm)	Power Max-Tolerance (dBm)	MPR (Allowed per 3GPP)(dB)
1.4	QPSK	1 RB	0	1710.7	131972	23.28	24.50	0
				1745	132222	23.31	24.50	0
				1779.3	132472	23.22	24.50	0
			2	1710.7	131972	23.23	24.50	0
				1745	132222	23.23	24.50	0
				1779.3	132472	23.19	24.50	0
			5	1710.7	131972	23.21	24.50	0
				1745	132222	23.19	24.50	0
		3 RB	0	1710.7	131972	22.39	23.50	0.1
				1745	132222	22.41	23.50	0.1
			2	1710.7	131972	22.39	23.50	0.1
				1745	132222	22.41	23.50	0.1
			3	1710.7	131972	22.41	23.50	0.1
				1745	132222	22.42	23.50	0.1
		6 RB		1710.7	131972	22.33	23.50	0.1
				1745	132222	22.35	23.50	0.1
	16-QAM	1 RB	0	1710.7	131972	21.31	22.50	0.2
				1745	132222	21.33	22.50	0.2
			2	1710.7	131972	21.33	22.50	0.2
				1745	132222	21.33	22.50	0.2
			5	1710.7	131972	21.31	22.50	0.2
				1745	132222	21.33	22.50	0.2
		3 RB	0	1710.7	131972	21.33	22.50	0.2
				1745	132222	21.35	22.50	0.2
			2	1710.7	131972	21.35	22.50	0.2
				1745	132222	21.35	22.50	0.2
			3	1710.7	131972	21.35	22.50	0.2
				1745	132222	21.35	22.50	0.2
		6 RB		1710.7	131972	21.35	22.50	0.2
				1745	132222	21.35	22.50	0.2
	64-QAM	1 RB	0	1710.7	131972	20.41	21.50	0.3
				1745	132222	20.43	21.50	0.3
			2	1710.7	131972	20.41	21.50	0.3
				1745	132222	20.43	21.50	0.3
			5	1710.7	131972	20.41	21.50	0.3
				1745	132222	20.43	21.50	0.3
		3 RB	0	1710.7	131972	20.41	21.50	0.3
				1745	132222	20.43	21.50	0.3
			2	1710.7	131972	20.41	21.50	0.3
				1745	132222	20.43	21.50	0.3
			3	1710.7	131972	20.41	21.50	0.3
				1745	132222	20.43	21.50	0.3
		6 RB		1710.7	131972	20.41	21.50	0.3
				1745	132222	20.43	21.50	0.3
	256-QAM	1 RB	0	1710.7	131972	18.45	19.50	0.5
				1745	132222	18.47	19.50	0.5
			2	1710.7	131972	18.49	19.50	0.5
				1745	132222	18.51	19.50	0.5
			5	1710.7	131972	18.49	19.50	0.5
				1745	132222	18.51	19.50	0.5
		3 RB	0	1710.7	131972	18.49	19.50	0.5
				1745	132222	18.51	19.50	0.5
			2	1710.7	131972	18.49	19.50	0.5
				1745	132222	18.51	19.50	0.5
			3	1710.7	131972	18.49	19.50	0.5
				1745	132222	18.51	19.50	0.5
		6 RB		1710.7	131972	18.49	19.50	0.5
				1745	132222	18.51	19.50	0.5

Unless otherwise stated the results shown in this test report refer only to the sample(s) tested and such sample(s) are retained for 90 days only.
除非另有說明，此報告結果僅對測試之樣品負責，同時此樣品僅保留90天。本報告未經本公司書面許可，不可部份複製。
This document is issued by the Company subject to its General Conditions of Service printed overleaf, available on request or accessible at http://www.sgs.com.tw/Terms-and-Conditions and for electronic format documents, subject to Terms and Conditions for Electronic Documents at http://www.sgs.com.tw/Terms-and-Conditions. Attention is drawn to the limitation of liability, indemnification and jurisdiction issues defined therein. Any holder of this document is advised that information contained hereon reflects the Company's findings at the time of its intervention only and within the limits of Client's instructions, if any. The Company's sole responsibility is to its Client and this document does not exonerate parties to a transaction from exercising all their rights and obligations under the transaction documents. This document cannot be reproduced except in full, without prior written approval of the Company. Any unauthorized alteration, forgery or falsification of the content or appearance of this document is unlawful and offenders may be prosecuted to the fullest extent of the law.

FDD Band 71

BW(MHz)	Modulation	RB Size	RB Offset	Frequency (MHz)	Channel	Conducted power (dBm)	Target Power + Max. Tolerance (dBm)	MPR Allowed per 3GPP(dB)
20	QPSK	1 RB	0	673	133222	23.71	24.50	0
				680.5	133297	23.70	24.50	0
				688	133372	23.75	24.50	0
			50	673	133222	23.63	24.50	0
				680.5	133297	23.57	24.50	0
				688	133372	23.44	24.50	0
			99	673	133222	23.51	24.50	0
				680.5	133297	23.24	24.50	0
				688	133372	23.36	24.50	0
		50 RB	0	673	133222	22.81	23.50	0-1
				680.5	133297	22.77	23.50	0-1
				688	133372	22.65	23.50	0-1
			25	673	133222	22.76	23.50	0-1
				680.5	133297	22.66	23.50	0-1
				688	133372	22.56	23.50	0-1
			50	673	133222	22.72	23.50	0-1
				680.5	133297	22.63	23.50	0-1
				688	133372	22.54	23.50	0-1
		100RB		673	133222	22.79	23.50	0-1
				680.5	133297	22.66	23.50	0-1
				688	133372	22.56	23.50	0-1
	16-QAM	1 RB	0	673	133222	22.71	23.50	0-1
				680.5	133297	22.61	23.50	0-1
				688	133372	22.60	23.50	0-1
			50	673	133222	22.48	23.50	0-1
				680.5	133297	22.47	23.50	0-1
				688	133372	22.34	23.50	0-1
			99	673	133222	22.45	23.50	0-1
				680.5	133297	22.23	23.50	0-1
				688	133372	22.31	23.50	0-1
		50 RB	0	673	133222	21.81	22.50	0-2
				680.5	133297	21.64	22.50	0-2
				688	133372	21.56	22.50	0-2
			25	673	133222	21.62	22.50	0-2
				680.5	133297	21.64	22.50	0-2
				688	133372	21.49	22.50	0-2
			50	673	133222	21.62	22.50	0-2
				680.5	133297	21.45	22.50	0-2
				688	133372	21.53	22.50	0-2
		100RB		673	133222	21.79	22.50	0-2
				680.5	133297	21.62	22.50	0-2
				688	133372	21.37	22.50	0-2
	64-QAM	1 RB	0	673	133222	21.57	22.50	0-2
				680.5	133297	21.59	22.50	0-2
				688	133372	21.59	22.50	0-2
			50	673	133222	21.57	22.50	0-2
				680.5	133297	21.65	22.50	0-2
				688	133372	21.74	22.50	0-2
			99	673	133222	21.71	22.50	0-2
				680.5	133297	21.58	22.50	0-2
				688	133372	21.58	22.50	0-2
		50 RB	0	673	133222	20.61	21.50	0-3
				680.5	133297	20.66	21.50	0-3
				688	133372	20.73	21.50	0-3
			25	673	133222	20.71	21.50	0-3
				680.5	133297	20.69	21.50	0-3
				688	133372	20.74	21.50	0-3
			50	673	133222	20.68	21.50	0-3
				680.5	133297	20.68	21.50	0-3
				688	133372	20.72	21.50	0-3
		100RB		673	133222	20.71	21.50	0-3
				680.5	133297	20.59	21.50	0-3
				688	133372	20.57	21.50	0-3
	256-QAM	1 RB	0	673	133222	18.64	19.50	0-5
				680.5	133297	18.66	19.50	0-5
				688	133372	18.69	19.50	0-5
			50	673	133222	18.71	19.50	0-5
				680.5	133297	18.70	19.50	0-5
				688	133372	18.70	19.50	0-5
			99	673	133222	18.73	19.50	0-5
				680.5	133297	18.58	19.50	0-5
				688	133372	18.56	19.50	0-5
		50 RB	0	673	133222	18.69	19.50	0-5
				680.5	133297	18.57	19.50	0-5
				688	133372	18.59	19.50	0-5
			25	673	133222	18.57	19.50	0-5
				680.5	133297	18.68	19.50	0-5
				688	133372	18.74	19.50	0-5
			50	673	133222	18.65	19.50	0-5
				680.5	133297	18.65	19.50	0-5
				688	133372	18.71	19.50	0-5
		100RB		673	133222	18.75	19.50	0-5
				680.5	133297	18.60	19.50	0-5
				688	133372	18.56	19.50	0-5

FDD Band 71

BW(MHz)	Modulation	RB Size	RB Offset	Frequency (MHz)	Channel	Conducted power (dBm)	Target Power + Max. Tolerance (dBm)	MPR Allowed per 3GPP(dB)
15	QPSK	1 RB	0	670.5	133197	23.67	24.50	0
				680.5	133297	23.69	24.50	0
				690.5	133397	23.59	24.50	0
			36	670.5	133197	23.49	24.50	0
				680.5	133297	23.42	24.50	0
				690.5	133397	23.41	24.50	0
			74	670.5	133197	23.47	24.50	0
				680.5	133297	23.13	24.50	0
				690.5	133397	23.18	24.50	0
		36 RB	0	670.5	133197	22.66	23.50	0-1
				680.5	133297	22.64	23.50	0-1
				690.5	133397	22.63	23.50	0-1
			18	670.5	133197	22.61	23.50	0-1
				680.5	133297	22.59	23.50	0-1
				690.5	133397	22.49	23.50	0-1
			37	670.5	133197	22.71	23.50	0-1
				680.5	133297	22.51	23.50	0-1
				690.5	133397	22.37	23.50	0-1
		75RB		670.5	133197	22.72	23.50	0-1
				680.5	133297	22.60	23.50	0-1
				690.5	133397	22.39	23.50	0-1
	16-QAM	1 RB	0	670.5	133197	22.59	23.50	0-1
				680.5	133297	22.54	23.50	0-1
				690.5	133397	22.49	23.50	0-1
			36	670.5	133197	22.44	23.50	0-1
				680.5	133297	22.31	23.50	0-1
				690.5	133397	22.15	23.50	0-1
			74	670.5	133197	22.41	23.50	0-1
				680.5	133297	22.09	23.50	0-1
				690.5	133397	22.22	23.50	0-1
		36 RB	0	670.5	133197	21.69	22.50	0-2
				680.5	133297	21.56	22.50	0-2
				690.5	133397	21.53	22.50	0-2
			18	670.5	133197	21.45	22.50	0-2
				680.5	133297	21.62	22.50	0-2
				690.5	133397	21.39	22.50	0-2
			37	670.5	133197	21.56	22.50	0-2
				680.5	133297	21.36	22.50	0-2
				690.5	133397	21.38	22.50	0-2
		75RB		670.5	133197	21.65	22.50	0-2
				680.5	133297	21.59	22.50	0-2
				690.5	133397	21.36	22.50	0-2
	64-QAM	1 RB	0	670.5	133197	21.57	22.50	0-2
				680.5	133297	21.72	22.50	0-2
				690.5	133397	21.68	22.50	0-2
			36	670.5	133197	21.68	22.50	0-2
				680.5	133297	21.65	22.50	0-2
				690.5	133397	21.73	22.50	0-2
			74	670.5	133197	21.60	22.50	0-2
				680.5	133297	21.73	22.50	0-2
				690.5	133397	21.66	22.50	0-2
		36 RB	0	670.5	133197	20.63	21.50	0-3
				680.5	133297	20.64	21.50	0-3
				690.5	133397	20.66	21.50	0-3
			18	670.5	133197	20.64	21.50	0-3
				680.5	133297	20.62	21.50	0-3
				690.5	133397	20.59	21.50	0-3
			37	670.5	133197	20.64	21.50	0-3
				680.5	133297	20.74	21.50	0-3
				690.5	133397	20.74	21.50	0-3
		75RB		670.5	133197	20.65	21.50	0-3
				680.5	133297	20.61	21.50	0-3
				690.5	133397	20.56	21.50	0-3
	256-QAM	1 RB	0	670.5	133197	18.56	19.50	0-5
				680.5	133297	18.67	19.50	0-5
				690.5	133397	18.74	19.50	0-5
			36	670.5	133197	18.64	19.50	0-5
				680.5	133297	18.67	19.50	0-5
				690.5	133397	18.73	19.50	0-5
			74	670.5	133197	18.56	19.50	0-5
				680.5	133297	18.57	19.50	0-5
				690.5	133397	18.67	19.50	0-5
		36 RB	0	670.5	133197	18.66	19.50	0-5
				680.5	133297	18.62	19.50	0-5
				690.5	133397	18.72	19.50	0-5
			18	670.5	133197	18.63	19.50	0-5
				680.5	133297	18.64	19.50	0-5
				690.5	133397	18.73	19.50	0-5
			37	670.5	133197	18.60	19.50	0-5
				680.5	133297	18.57	19.50	0-5
				690.5	133397	18.70	19.50	0-5
		75RB		670.5	133197	18.74	19.50	0-5
				680.5	133297	18.59	19.50	0-5
				690.5	133397	18.69	19.50	0-5

FDD Band 71

BW(MHz)	Modulation	RB Size	RB Offset	Frequency (MHz)	Channel	Conducted power (dBm)	Target Power + Max. Tolerance (dBm)	MPR Allowed per 3GPP(dB)
10	QPSK	1 RB	0	668	133172	23.63	24.50	0
				680.5	133297	23.65	24.50	0
				693	133422	23.57	24.50	0
			25	668	133172	23.49	24.50	0
				680.5	133297	23.38	24.50	0
				693	133422	23.33	24.50	0
			49	668	133172	23.29	24.50	0
				680.5	133297	23.02	24.50	0
				693	133422	23.07	24.50	0
		25 RB	0	668	133172	22.51	23.50	0-1
				680.5	133297	22.51	23.50	0-1
				693	133422	22.59	23.50	0-1
			12	668	133172	22.45	23.50	0-1
				680.5	133297	22.52	23.50	0-1
				693	133422	22.40	23.50	0-1
			25	668	133172	22.61	23.50	0-1
				680.5	133297	22.42	23.50	0-1
				693	133422	22.19	23.50	0-1
		50RB		668	133172	22.69	23.50	0-1
				680.5	133297	22.45	23.50	0-1
				693	133422	22.33	23.50	0-1
	16-QAM	1 RB	0	668	133172	22.56	23.50	0-1
				680.5	133297	22.46	23.50	0-1
				693	133422	22.37	23.50	0-1
			25	668	133172	22.27	23.50	0-1
				680.5	133297	22.29	23.50	0-1
				693	133422	22.11	23.50	0-1
			49	668	133172	22.28	23.50	0-1
				680.5	133297	21.88	23.50	0-1
				693	133422	22.19	23.50	0-1
		25 RB	0	668	133172	21.52	22.50	0-2
				680.5	133297	21.41	22.50	0-2
				693	133422	21.43	22.50	0-2
			12	668	133172	21.40	22.50	0-2
				680.5	133297	21.47	22.50	0-2
				693	133422	21.35	22.50	0-2
			25	668	133172	21.54	22.50	0-2
				680.5	133297	21.33	22.50	0-2
				693	133422	21.38	22.50	0-2
		50RB		668	133172	21.60	22.50	0-2
				680.5	133297	21.47	22.50	0-2
				693	133422	21.35	22.50	0-2
	64-QAM	1 RB	0	668	133172	21.59	22.50	0-2
				680.5	133297	21.57	22.50	0-2
				693	133422	21.66	22.50	0-2
			25	668	133172	21.69	22.50	0-2
				680.5	133297	21.75	22.50	0-2
				693	133422	21.72	22.50	0-2
			49	668	133172	21.62	22.50	0-2
				680.5	133297	21.62	22.50	0-2
				693	133422	21.58	22.50	0-2
		25 RB	0	668	133172	20.71	21.50	0-3
				680.5	133297	20.61	21.50	0-3
				693	133422	20.63	21.50	0-3
			12	668	133172	20.69	21.50	0-3
				680.5	133297	20.69	21.50	0-3
				693	133422	20.60	21.50	0-3
			25	668	133172	20.66	21.50	0-3
				680.5	133297	20.57	21.50	0-3
				693	133422	20.59	21.50	0-3
		50RB		668	133172	20.56	21.50	0-3
				680.5	133297	20.59	21.50	0-3
				693	133422	20.69	21.50	0-3
	256-QAM	1 RB	0	668	133172	18.64	19.50	0-5
				680.5	133297	18.60	19.50	0-5
				693	133422	18.65	19.50	0-5
			25	668	133172	18.63	19.50	0-5
				680.5	133297	18.58	19.50	0-5
				693	133422	18.74	19.50	0-5
			49	668	133172	18.57	19.50	0-5
				680.5	133297	18.67	19.50	0-5
				693	133422	18.64	19.50	0-5
		25 RB	0	668	133172	18.65	19.50	0-5
				680.5	133297	18.67	19.50	0-5
				693	133422	18.73	19.50	0-5
			12	668	133172	18.66	19.50	0-5
				680.5	133297	18.73	19.50	0-5
				693	133422	18.60	19.50	0-5
			25	668	133172	18.66	19.50	0-5
				680.5	133297	18.60	19.50	0-5
				693	133422	18.63	19.50	0-5
		50RB		668	133172	18.64	19.50	0-5
				680.5	133297	18.57	19.50	0-5
				693	133422	18.59	19.50	0-5

FDD Band 71

BW(MHz)	Modulation	RB Size	RB Offset	Frequency (MHz)	Channel	Conducted power (dBm)	Target Power + Max. Tolerance (dBm)	MPR Allowed per 3GPP(dB)
5	QPSK	1 RB	0	665.5	133147	23.44	24.50	0
				680.5	133297	23.55	24.50	0
				695.5	133447	23.42	24.50	0
			12	665.5	133147	23.43	24.50	0
				680.5	133297	23.28	24.50	0
				695.5	133447	23.14	24.50	0
			24	665.5	133147	23.28	24.50	0
				680.5	133297	22.91	24.50	0
				695.5	133447	22.99	24.50	0
		12 RB	0	665.5	133147	22.41	23.50	0-1
				680.5	133297	22.36	23.50	0-1
				695.5	133447	22.53	23.50	0-1
			6	665.5	133147	22.33	23.50	0-1
				680.5	133297	22.52	23.50	0-1
				695.5	133447	22.34	23.50	0-1
			13	665.5	133147	22.59	23.50	0-1
				680.5	133297	22.25	23.50	0-1
				695.5	133447	22.11	23.50	0-1
		25RB		665.5	133147	22.51	23.50	0-1
				680.5	133297	22.26	23.50	0-1
				695.5	133447	22.32	23.50	0-1
	16-QAM	1 RB	0	665.5	133147	22.55	23.50	0-1
				680.5	133297	22.28	23.50	0-1
				695.5	133447	22.26	23.50	0-1
			12	665.5	133147	22.15	23.50	0-1
				680.5	133297	22.11	23.50	0-1
				695.5	133447	21.97	23.50	0-1
			24	665.5	133147	22.09	23.50	0-1
				680.5	133297	21.83	23.50	0-1
				695.5	133447	22.00	23.50	0-1
		12 RB	0	665.5	133147	21.35	22.50	0-2
				680.5	133297	21.29	22.50	0-2
				695.5	133447	21.26	22.50	0-2
			6	665.5	133147	21.29	22.50	0-2
				680.5	133297	21.44	22.50	0-2
				695.5	133447	21.26	22.50	0-2
			13	665.5	133147	21.39	22.50	0-2
				680.5	133297	21.21	22.50	0-2
				695.5	133447	21.36	22.50	0-2
		25RB		665.5	133147	21.42	22.50	0-2
				680.5	133297	21.45	22.50	0-2
				695.5	133447	21.32	22.50	0-2
	64-QAM	1 RB	0	665.5	133147	21.65	22.50	0-2
				680.5	133297	21.75	22.50	0-2
				695.5	133447	21.61	22.50	0-2
			12	665.5	133147	21.66	22.50	0-2
				680.5	133297	21.75	22.50	0-2
				695.5	133447	21.71	22.50	0-2
			24	665.5	133147	21.70	22.50	0-2
				680.5	133297	21.69	22.50	0-2
				695.5	133447	21.64	22.50	0-2
		12 RB	0	665.5	133147	20.67	21.50	0-3
				680.5	133297	20.70	21.50	0-3
				695.5	133447	20.56	21.50	0-3
			6	665.5	133147	20.74	21.50	0-3
				680.5	133297	20.65	21.50	0-3
				695.5	133447	20.75	21.50	0-3
			13	665.5	133147	20.75	21.50	0-3
				680.5	133297	20.68	21.50	0-3
				695.5	133447	20.61	21.50	0-3
		25RB		665.5	133147	20.68	21.50	0-3
				680.5	133297	20.72	21.50	0-3
				695.5	133447	20.59	21.50	0-3
	256-QAM	1 RB	0	665.5	133147	18.68	19.50	0-5
				680.5	133297	18.51	19.50	0-5
				695.5	133447	18.74	19.50	0-5
			12	665.5	133147	18.70	19.50	0-5
				680.5	133297	18.63	19.50	0-5
				695.5	133447	18.58	19.50	0-5
			24	665.5	133147	18.65	19.50	0-5
				680.5	133297	18.63	19.50	0-5
				695.5	133447	18.62	19.50	0-5
		12 RB	0	665.5	133147	18.67	19.50	0-5
				680.5	133297	18.72	19.50	0-5
				695.5	133447	18.57	19.50	0-5
			6	665.5	133147	18.68	19.50	0-5
				680.5	133297	18.59	19.50	0-5
				695.5	133447	18.59	19.50	0-5
			13	665.5	133147	18.61	19.50	0-5
				680.5	133297	18.74	19.50	0-5
				695.5	133447	18.67	19.50	0-5
		25RB		665.5	133147	18.64	19.50	0-5
				680.5	133297	18.67	19.50	0-5
				695.5	133447	18.67	19.50	0-5

Unless otherwise stated the results shown in this test report refer only to the sample(s) tested and such sample(s) are retained for 90 days only.
除非另有說明，此報告結果僅對測試之樣品負責，同時此樣品僅保留90天。本報告未經本公司書面許可，不可部份複製。
This document is issued by the Company subject to its General Conditions of Service printed overleaf, available on request or accessible at http://www.sgs.com.tw/Terms-and-Conditions and for electronic format documents, subject to Terms and Conditions for Electronic Documents at http://www.sgs.com.tw/Terms-and-Conditions. Attention is drawn to the limitation of liability, indemnification and jurisdiction issues defined therein. Any holder of this document is advised that information contained hereon reflects the Company's findings at the time of its intervention only and within the limits of Client's instructions, if any. The Company's sole responsibility is to its Client and this document does not exonerate parties to a transaction from exercising all their rights and obligations under the transaction documents. This document cannot be reproduced except in full, without prior written approval of the Company. Any unauthorized alteration, forgery or falsification of the content or appearance of this document is unlawful and offenders may be prosecuted to the fullest extent of the law.

Default power
LTE TDD Band 38 / Band 41 / Band 48 - conducted power table:

TDD Band 38

BW(MHz)	Modulation	RB Size	RB Offset	Frequency (MHz)	Channel	Conducted power (dBm)	Target Power + Max. Tolerance (dBm)	MPR Allowed per 3GPP(dB)
20	QPSK	1 RB	0	2580	37850	23.71	24.50	0
				2595	38000	23.66	24.50	0
				2610	38150	23.69	24.50	0
			50	2580	37850	23.69	24.50	0
				2595	38000	23.62	24.50	0
				2610	38150	23.57	24.50	0
			99	2580	37850	23.58	24.50	0
				2595	38000	23.52	24.50	0
				2610	38150	23.53	24.50	0
		50 RB	0	2580	37850	22.75	23.50	0-1
				2595	38000	22.71	23.50	0-1
				2610	38150	22.62	23.50	0-1
			25	2580	37850	22.71	23.50	0-1
				2595	38000	22.64	23.50	0-1
				2610	38150	22.53	23.50	0-1
			50	2580	37850	22.72	23.50	0-1
				2595	38000	22.67	23.50	0-1
				2610	38150	22.62	23.50	0-1
		100RB		2580	37850	22.67	23.50	0-1
				2595	38000	22.64	23.50	0-1
				2610	38150	22.62	23.50	0-1
	16-QAM	1 RB	0	2580	37850	22.81	23.50	0-1
				2595	38000	22.80	23.50	0-1
				2610	38150	22.77	23.50	0-1
			50	2580	37850	22.79	23.50	0-1
				2595	38000	22.88	23.50	0-1
				2610	38150	22.73	23.50	0-1
			99	2580	37850	22.79	23.50	0-1
				2595	38000	22.83	23.50	0-1
				2610	38150	22.72	23.50	0-1
		50 RB	0	2580	37850	21.86	22.50	0-2
				2595	38000	21.83	22.50	0-2
				2610	38150	21.82	22.50	0-2
			25	2580	37850	21.91	22.50	0-2
				2595	38000	21.84	22.50	0-2
				2610	38150	21.86	22.50	0-2
			50	2580	37850	21.82	22.50	0-2
				2595	38000	21.89	22.50	0-2
				2610	38150	21.85	22.50	0-2
		100RB		2580	37850	21.83	22.50	0-2
				2595	38000	21.95	22.50	0-2
				2610	38150	21.83	22.50	0-2
	64-QAM	1 RB	0	2580	37850	21.69	22.50	0-2
				2595	38000	21.62	22.50	0-2
				2610	38150	21.69	22.50	0-2
			50	2580	37850	21.68	22.50	0-2
				2595	38000	21.64	22.50	0-2
				2610	38150	21.57	22.50	0-2
			99	2580	37850	21.58	22.50	0-2
				2595	38000	21.60	22.50	0-2
				2610	38150	21.68	22.50	0-2
		50 RB	0	2580	37850	20.65	21.50	0-3
				2595	38000	20.64	21.50	0-3
				2610	38150	20.53	21.50	0-3
			25	2580	37850	20.65	21.50	0-3
				2595	38000	20.62	21.50	0-3
				2610	38150	20.69	21.50	0-3
			50	2580	37850	20.65	21.50	0-3
				2595	38000	20.58	21.50	0-3
				2610	38150	20.65	21.50	0-3
		100RB		2580	37850	20.65	21.50	0-3
				2595	38000	20.67	21.50	0-3
				2610	38150	20.69	21.50	0-3
	256-QAM	1 RB	0	2580	37850	18.55	19.50	0-5
				2595	38000	18.53	19.50	0-5
				2610	38150	18.55	19.50	0-5
			50	2580	37850	18.57	19.50	0-5
				2595	38000	18.64	19.50	0-5
				2610	38150	18.62	19.50	0-5
			99	2580	37850	18.53	19.50	0-5
				2595	38000	18.67	19.50	0-5
				2610	38150	18.52	19.50	0-5
		50 RB	0	2580	37850	18.69	19.50	0-5
				2595	38000	18.52	19.50	0-5
				2610	38150	18.58	19.50	0-5
			25	2580	37850	18.64	19.50	0-5
				2595	38000	18.64	19.50	0-5
				2610	38150	18.54	19.50	0-5
			50	2580	37850	18.53	19.50	0-5
				2595	38000	18.61	19.50	0-5
				2610	38150	18.67	19.50	0-5
		100RB		2580	37850	18.60	19.50	0-5
				2595	38000	18.52	19.50	0-5
				2610	38150	18.60	19.50	0-5

TDD Band 38

BW(MHz)	Modulation	RB Size	RB Offset	Frequency (MHz)	Channel	Conducted power (dBm)	Target Power + Max. Tolerance (dBm)	MPR Allowed per 3GPP(dB)
15	QPSK	1 RB	0	2577.5	37825	23.68	24.50	0
				2595	38000	23.52	24.50	0
				2612.5	38175	23.71	24.50	0
			36	2577.5	37825	23.65	24.50	0
				2595	38000	23.52	24.50	0
				2612.5	38175	23.52	24.50	0
			74	2577.5	37825	23.59	24.50	0
				2595	38000	23.47	24.50	0
				2612.5	38175	23.40	24.50	0
		36 RB	0	2577.5	37825	22.69	23.50	0-1
				2595	38000	22.69	23.50	0-1
				2612.5	38175	22.44	23.50	0-1
			18	2577.5	37825	22.60	23.50	0-1
				2595	38000	22.58	23.50	0-1
				2612.5	38175	22.39	23.50	0-1
			37	2577.5	37825	22.72	23.50	0-1
				2595	38000	22.54	23.50	0-1
				2612.5	38175	22.54	23.50	0-1
		75RB		2577.5	37825	22.50	23.50	0-1
				2595	38000	22.53	23.50	0-1
				2612.5	38175	22.49	23.50	0-1
	16-QAM	1 RB	0	2577.5	37825	22.63	23.50	0-1
				2595	38000	22.73	23.50	0-1
				2612.5	38175	22.65	23.50	0-1
			36	2577.5	37825	22.61	23.50	0-1
				2595	38000	22.74	23.50	0-1
				2612.5	38175	22.60	23.50	0-1
			74	2577.5	37825	22.76	23.50	0-1
				2595	38000	22.70	23.50	0-1
				2612.5	38175	22.72	23.50	0-1
		36 RB	0	2577.5	37825	21.74	22.50	0-2
				2595	38000	21.77	22.50	0-2
				2612.5	38175	21.75	22.50	0-2
			18	2577.5	37825	21.88	22.50	0-2
				2595	38000	21.81	22.50	0-2
				2612.5	38175	21.81	22.50	0-2
			37	2577.5	37825	21.66	22.50	0-2
				2595	38000	21.96	22.50	0-2
				2612.5	38175	21.95	22.50	0-2
		75RB		2577.5	37825	21.73	22.50	0-2
				2595	38000	21.84	22.50	0-2
				2612.5	38175	21.83	22.50	0-2
	64-QAM	1 RB	0	2577.5	37825	21.64	22.50	0-2
				2595	38000	21.62	22.50	0-2
				2612.5	38175	21.67	22.50	0-2
			36	2577.5	37825	21.60	22.50	0-2
				2595	38000	21.05	22.50	0-2
				2612.5	38175	21.56	22.50	0-2
			74	2577.5	37825	21.64	22.50	0-2
				2595	38000	21.61	22.50	0-2
				2612.5	38175	21.59	22.50	0-2
		36 RB	0	2577.5	37825	20.63	21.50	0-3
				2595	38000	20.52	21.50	0-3
				2612.5	38175	20.56	21.50	0-3
			18	2577.5	37825	20.62	21.50	0-3
				2595	38000	20.53	21.50	0-3
				2612.5	38175	20.68	21.50	0-3
			37	2577.5	37825	20.51	21.50	0-3
				2595	38000	20.53	21.50	0-3
				2612.5	38175	20.69	21.50	0-3
		75RB		2577.5	37825	20.65	21.50	0-3
				2595	38000	20.60	21.50	0-3
				2612.5	38175	20.67	21.50	0-3
	64-QAM	1 RB	0	2577.5	37825	18.55	19.50	0-5
				2595	38000	18.65	19.50	0-5
				2612.5	38175	18.61	19.50	0-5
			36	2577.5	37825	18.55	19.50	0-5
				2595	38000	18.56	19.50	0-5
				2612.5	38175	18.51	19.50	0-5
			74	2577.5	37825	18.53	19.50	0-5
				2595	38000	18.64	19.50	0-5
				2612.5	38175	18.57	19.50	0-5
		36 RB	0	2577.5	37825	18.52	19.50	0-5
				2595	38000	18.57	19.50	0-5
				2612.5	38175	18.55	19.50	0-5
			18	2577.5	37825	18.64	19.50	0-5
				2595	38000	18.70	19.50	0-5
				2612.5	38175	18.62	19.50	0-5
			37	2577.5	37825	18.53	19.50	0-5
				2595	38000	18.57	19.50	0-5
				2612.5	38175	18.64	19.50	0-5
		75RB		2577.5	37825	18.61	19.50	0-5
				2595	38000	18.59	19.50	0-5
				2612.5	38175	18.66	19.50	0-5

TDD Band 38

BW(MHz)	Modulation	RB Size	RB Offset	Frequency (MHz)	Channel	Conducted power (dBm)	Target Power + Max. Tolerance (dBm)	MPR Allowed per 3GPP(dB)
10	QPSK	1 RB	0	2575	37800	23.56	24.50	0
				2595	38000	23.43	24.50	0
				2615	38200	23.71	24.50	0
			25	2575	37800	23.60	24.50	0
				2595	38000	23.41	24.50	0
				2615	38200	23.41	24.50	0
			49	2575	37800	23.41	24.50	0
				2595	38000	23.40	24.50	0
				2615	38200	23.25	24.50	0
		25 RB	0	2575	37800	22.58	23.50	0-1
				2595	38000	22.61	23.50	0-1
				2615	38200	22.33	23.50	0-1
			12	2575	37800	22.41	23.50	0-1
				2595	38000	22.47	23.50	0-1
				2615	38200	22.28	23.50	0-1
			25	2575	37800	22.68	23.50	0-1
				2595	38000	22.44	23.50	0-1
				2615	38200	22.51	23.50	0-1
		50RB		2575	37800	22.34	23.50	0-1
				2595	38000	22.46	23.50	0-1
				2615	38200	22.44	23.50	0-1
	16-QAM	1 RB	0	2575	37800	22.46	23.50	0-1
				2595	38000	22.66	23.50	0-1
				2615	38200	22.55	23.50	0-1
			25	2575	37800	22.49	23.50	0-1
				2595	38000	22.57	23.50	0-1
				2615	38200	22.44	23.50	0-1
			49	2575	37800	22.67	23.50	0-1
				2595	38000	22.59	23.50	0-1
				2615	38200	22.71	23.50	0-1
		25 RB	0	2575	37800	21.68	22.50	0-2
				2595	38000	21.60	22.50	0-2
				2615	38200	21.70	22.50	0-2
			12	2575	37800	21.79	22.50	0-2
				2595	38000	21.63	22.50	0-2
				2615	38200	21.72	22.50	0-2
			25	2575	37800	21.48	22.50	0-2
				2595	38000	21.86	22.50	0-2
				2615	38200	21.71	22.50	0-2
		50RB		2575	37800	21.67	22.50	0-2
				2595	38000	21.80	22.50	0-2
				2615	38200	21.69	22.50	0-2
	64-QAM	1 RB	0	2575	37800	21.69	22.50	0-2
				2595	38000	21.64	22.50	0-2
				2615	38200	21.51	22.50	0-2
			25	2575	37800	21.58	22.50	0-2
				2595	38000	21.64	22.50	0-2
				2615	38200	21.57	22.50	0-2
			49	2575	37800	21.57	22.50	0-2
				2595	38000	21.69	22.50	0-2
				2615	38200	21.58	22.50	0-2
		25 RB	0	2575	37800	20.53	21.50	0-3
				2595	38000	20.54	21.50	0-3
				2615	38200	20.54	21.50	0-3
			12	2575	37800	20.58	21.50	0-3
				2595	38000	20.69	21.50	0-3
				2615	38200	20.57	21.50	0-3
			25	2575	37800	20.57	21.50	0-3
				2595	38000	20.69	21.50	0-3
				2615	38200	20.68	21.50	0-3
		50RB		2575	37800	20.54	21.50	0-3
				2595	38000	20.70	21.50	0-3
				2615	38200	20.57	21.50	0-3
	256-QAM	1 RB	0	2575	37800	18.66	19.50	0-5
				2595	38000	18.63	19.50	0-5
				2615	38200	18.57	19.50	0-5
			25	2575	37800	18.65	19.50	0-5
				2595	38000	18.60	19.50	0-5
				2615	38200	18.64	19.50	0-5
			49	2575	37800	18.68	19.50	0-5
				2595	38000	18.69	19.50	0-5
				2615	38200	18.51	19.50	0-5
		25 RB	0	2575	37800	18.63	19.50	0-5
				2595	38000	18.57	19.50	0-5
				2615	38200	18.57	19.50	0-5
			12	2575	37800	18.57	19.50	0-5
				2595	38000	18.70	19.50	0-5
				2615	38200	18.66	19.50	0-5
			25	2575	37800	18.51	19.50	0-5
				2595	38000	18.51	19.50	0-5
				2615	38200	18.51	19.50	0-5
		50RB		2575	37800	18.56	19.50	0-5
				2595	38000	18.64	19.50	0-5
				2615	38200	18.52	19.50	0-5

TDD Band 38

BW(MHz)	Modulation	RB Size	RB Offset	Frequency (MHz)	Channel	Conducted power (dBm)	Target Power + Max. Tolerance (dBm)	MPR Allowed per 3GPP(dB)
5	QPSK	1 RB	0	2572.5	37775	23.38	24.50	0
				2595	38000	23.26	24.50	0
				2617.5	38225	23.69	24.50	0
			12	2572.5	37775	23.49	24.50	0
				2595	38000	23.34	24.50	0
				2617.5	38225	23.39	24.50	0
			24	2572.5	37775	23.28	24.50	0
				2595	38000	23.32	24.50	0
				2617.5	38225	23.18	24.50	0
		12 RB	0	2572.5	37775	22.50	23.50	0-1
				2595	38000	22.43	23.50	0-1
				2617.5	38225	22.27	23.50	0-1
			6	2572.5	37775	22.25	23.50	0-1
				2595	38000	22.34	23.50	0-1
				2617.5	38225	22.13	23.50	0-1
			13	2572.5	37775	22.67	23.50	0-1
				2595	38000	22.34	23.50	0-1
				2617.5	38225	22.35	23.50	0-1
		25RB		2572.5	37775	22.36	23.50	0-1
				2595	38000	22.45	23.50	0-1
				2617.5	38225	22.27	23.50	0-1
	16-QAM	1 RB	0	2572.5	37775	22.45	23.50	0-1
				2595	38000	22.55	23.50	0-1
				2617.5	38225	22.43	23.50	0-1
			12	2572.5	37775	22.47	23.50	0-1
				2595	38000	22.40	23.50	0-1
				2617.5	38225	22.36	23.50	0-1
			24	2572.5	37775	22.67	23.50	0-1
				2595	38000	22.59	23.50	0-1
				2617.5	38225	22.54	23.50	0-1
		12 RB	0	2572.5	37775	21.67	22.50	0-2
				2595	38000	21.42	22.50	0-2
				2617.5	38225	21.61	22.50	0-2
			6	2572.5	37775	21.78	22.50	0-2
				2595	38000	21.51	22.50	0-2
				2617.5	38225	21.55	22.50	0-2
			13	2572.5	37775	21.30	22.50	0-2
				2595	38000	21.75	22.50	0-2
				2617.5	38225	21.68	22.50	0-2
		25RB		2572.5	37775	21.60	22.50	0-2
				2595	38000	21.68	22.50	0-2
				2617.5	38225	21.65	22.50	0-2
	64-QAM	1 RB	0	2572.5	37775	21.52	22.50	0-2
				2595	38000	21.62	22.50	0-2
				2617.5	38225	21.57	22.50	0-2
			12	2572.5	37775	21.55	22.50	0-2
				2595	38000	21.69	22.50	0-2
				2617.5	38225	21.54	22.50	0-2
			24	2572.5	37775	21.68	22.50	0-2
				2595	38000	21.69	22.50	0-2
				2617.5	38225	21.65	22.50	0-2
		12 RB	0	2572.5	37775	20.67	21.50	0-3
				2595	38000	20.64	21.50	0-3
				2617.5	38225	20.58	21.50	0-3
			6	2572.5	37775	20.52	21.50	0-3
				2595	38000	20.66	21.50	0-3
				2617.5	38225	20.66	21.50	0-3
			13	2572.5	37775	20.63	21.50	0-3
				2595	38000	20.57	21.50	0-3
				2617.5	38225	20.68	21.50	0-3
		25RB		2572.5	37775	20.63	21.50	0-3
				2595	38000	20.61	21.50	0-3
				2617.5	38225	20.65	21.50	0-3
	256-QAM	1 RB	0	2572.5	37775	18.61	19.50	0-5
				2595	38000	18.51	19.50	0-5
				2617.5	38225	18.60	19.50	0-5
			12	2572.5	37775	18.64	19.50	0-5
				2595	38000	18.62	19.50	0-5
				2617.5	38225	18.58	19.50	0-5
			24	2572.5	37775	18.67	19.50	0-5
				2595	38000	18.63	19.50	0-5
				2617.5	38225	18.60	19.50	0-5
		12 RB	0	2572.5	37775	18.64	19.50	0-5
				2595	38000	18.53	19.50	0-5
				2617.5	38225	18.57	19.50	0-5
			6	2572.5	37775	18.57	19.50	0-5
				2595	38000	18.66	19.50	0-5
				2617.5	38225	18.63	19.50	0-5
			13	2572.5	37775	18.57	19.50	0-5
				2595	38000	18.66	19.50	0-5
				2617.5	38225	18.59	19.50	0-5
		25RB		2572.5	37775	18.58	19.50	0-5
				2595	38000	18.64	19.50	0-5
				2617.5	38225	18.58	19.50	0-5

Unless otherwise stated the results shown in this test report refer only to the sample(s) tested and such sample(s) are retained for 90 days only.
除非另有說明，此報告結果僅對測試之樣品負責，同時此樣品僅保留90天。本報告未經本公司書面許可，不可部份複製。
This document is issued by the Company subject to its General Conditions of Service printed overleaf, available on request or accessible at http://www.sgs.com.tw/Terms-and-Conditions and for electronic format documents, subject to Terms and Conditions for Electronic Documents at http://www.sgs.com.tw/Terms-and-Conditions. Attention is drawn to the limitation of liability, indemnification and jurisdiction issues defined therein. Any holder of this document is advised that information contained hereon reflects the Company's findings at the time of its intervention only and within the limits of Client's instructions, if any. The Company's sole responsibility is to its Client and this document does not exonerate parties to a transaction from exercising all their rights and obligations under the transaction documents. This document cannot be reproduced except in full, without prior written approval of the Company. Any unauthorized alteration, forgery or falsification of the content or appearance of this document is unlawful and offenders may be prosecuted to the fullest extent of the law.

TDD Band 41

BW(MHz)	Modulation	RB Size	RB Offset	Frequency (MHz)	Channel	Conducted power (dBm)	Target Power + Max. Tolerance (dBm)	MPR Allowed per 3GPP(dB)
20	QPSK	1 RB	0	2506	39750	23.66	24.50	0
				2549.5	40185	23.56	24.50	0
				2593	40620	23.65	24.50	0
				2636.5	41055	23.69	24.50	0
				2680	41490	23.72	24.50	0
			50	2506	39750	23.61	24.50	0
				2549.5	40185	23.55	24.50	0
				2593	40620	23.52	24.50	0
				2636.5	41055	23.57	24.50	0
				2680	41490	23.67	24.50	0
			99	2506	39750	23.52	24.50	0
				2549.5	40185	23.46	24.50	0
				2593	40620	23.51	24.50	0
				2636.5	41055	23.51	24.50	0
				2680	41490	23.68	24.50	0
		50 RB	0	2506	39750	22.67	23.50	0-1
				2549.5	40185	22.41	23.50	0-1
				2593	40620	22.59	23.50	0-1
				2636.5	41055	22.45	23.50	0-1
				2680	41490	22.69	23.50	0-1
			25	2506	39750	22.58	23.50	0-1
				2549.5	40185	22.43	23.50	0-1
				2593	40620	22.36	23.50	0-1
				2636.5	41055	22.47	23.50	0-1
				2680	41490	22.55	23.50	0-1
			50	2506	39750	22.65	23.50	0-1
				2549.5	40185	22.39	23.50	0-1
				2593	40620	22.38	23.50	0-1
				2636.5	41055	22.44	23.50	0-1
				2680	41490	22.68	23.50	0-1
		100RB		2506	39750	22.73	23.50	0-1
				2549.5	40185	22.62	23.50	0-1
				2593	40620	22.68	23.50	0-1
				2636.5	41055	22.64	23.50	0-1
				2680	41490	22.67	23.50	0-1
	16-QAM	1 RB	0	2506	39750	22.54	23.50	0-1
				2549.5	40185	22.38	23.50	0-1
				2593	40620	22.58	23.50	0-1
				2636.5	41055	22.57	23.50	0-1
				2680	41490	22.63	23.50	0-1
			50	2506	39750	22.52	23.50	0-1
				2549.5	40185	22.34	23.50	0-1
				2593	40620	22.41	23.50	0-1
				2636.5	41055	22.53	23.50	0-1
				2680	41490	22.58	23.50	0-1
			99	2506	39750	22.41	23.50	0-1
				2549.5	40185	22.35	23.50	0-1
				2593	40620	22.42	23.50	0-1
				2636.5	41055	22.43	23.50	0-1
				2680	41490	22.50	23.50	0-1
		50 RB	0	2506	39750	21.96	22.50	0-2
				2549.5	40185	21.94	22.50	0-2
				2593	40620	21.90	22.50	0-2
				2636.5	41055	21.95	22.50	0-2
				2680	41490	21.86	22.50	0-2
			25	2506	39750	21.94	22.50	0-2
				2549.5	40185	21.98	22.50	0-2
				2593	40620	21.89	22.50	0-2
				2636.5	41055	21.87	22.50	0-2
				2680	41490	21.97	22.50	0-2
			50	2506	39750	21.98	22.50	0-2
				2549.5	40185	21.88	22.50	0-2
				2593	40620	21.96	22.50	0-2
				2636.5	41055	21.96	22.50	0-2
				2680	41490	21.99	22.50	0-2
		100RB		2506	39750	21.96	22.50	0-2
				2549.5	40185	21.87	22.50	0-2
				2593	40620	21.96	22.50	0-2
				2636.5	41055	22.00	22.50	0-2
				2680	41490	21.91	22.50	0-2
	64-QAM	1 RB	0	2506	39750	21.65	22.50	0-2
				2549.5	40185	21.58	22.50	0-2
				2593	40620	21.64	22.50	0-2
				2636.5	41055	21.53	22.50	0-2
				2680	41490	21.52	22.50	0-2
			50	2506	39750	21.67	22.50	0-2
				2549.5	40185	21.57	22.50	0-2
				2593	40620	21.56	22.50	0-2
				2636.5	41055	21.59	22.50	0-2
				2680	41490	21.61	22.50	0-2
			99	2506	39750	21.69	22.50	0-2
				2549.5	40185	21.53	22.50	0-2
				2593	40620	21.65	22.50	0-2
				2636.5	41055	21.53	22.50	0-2
				2680	41490	21.65	22.50	0-2
		50 RB	0	2506	39750	20.67	21.50	0-3
				2549.5	40185	20.57	21.50	0-3
				2593	40620	20.51	21.50	0-3
				2636.5	41055	20.55	21.50	0-3
				2680	41490	20.58	21.50	0-3
			25	2506	39750	20.56	21.50	0-3
				2549.5	40185	20.50	21.50	0-3
				2593	40620	20.61	21.50	0-3
				2636.5	41055	20.54	21.50	0-3
				2680	41490	20.52	21.50	0-3
			50	2506	39750	20.70	21.50	0-3
				2549.5	40185	20.56	21.50	0-3
				2593	40620	20.61	21.50	0-3
				2636.5	41055	20.67	21.50	0-3
				2680	41490	20.56	21.50	0-3
		100RB		2506	39750	20.63	21.50	0-3
				2549.5	40185	20.58	21.50	0-3
				2593	40620	20.64	21.50	0-3
				2636.5	41055	20.61	21.50	0-3
				2680	41490	20.57	21.50	0-3
	256-QAM	1 RB	0	2506	39750	18.56	19.50	0-5
				2549.5	40185	18.67	19.50	0-5
				2593	40620	18.64	19.50	0-5
				2636.5	41055	18.55	19.50	0-5
				2680	41490	18.69	19.50	0-5
			50	2506	39750	18.61	19.50	0-5
				2549.5	40185	18.58	19.50	0-5
				2593	40620	18.60	19.50	0-5
				2636.5	41055	18.64	19.50	0-5
				2680	41490	18.69	19.50	0-5
			99	2506	39750	18.54	19.50	0-5
				2549.5	40185	18.67	19.50	0-5
				2593	40620	18.55	19.50	0-5
				2636.5	41055	18.60	19.50	0-5
				2680	41490	18.69	19.50	0-5
		50 RB	0	2506	39750	18.61	19.50	0-5
				2549.5	40185	18.59	19.50	0-5
				2593	40620	18.67	19.50	0-5
				2636.5	41055	18.69	19.50	0-5
				2680	41490	18.64	19.50	0-5
			25	2506	39750	18.68	19.50	0-5
				2549.5	40185	18.62	19.50	0-5
				2593	40620	18.70	19.50	0-5
				2636.5	41055	18.69	19.50	0-5
				2680	41490	18.63	19.50	0-5
			50	2506	39750	18.58	19.50	0-5
				2549.5	40185	18.61	19.50	0-5
				2593	40620	18.68	19.50	0-5
				2636.5	41055	18.68	19.50	0-5
				2680	41490	18.56	19.50	0-5
		100RB		2506	39750	18.53	19.50	0-5
				2549.5	40185	18.65	19.50	0-5
				2593	40620	18.67	19.50	0-5
				2636.5	41055	18.55	19.50	0-5
				2680	41490	18.62	19.50	0-5

TDD Band 41

BW(MHz)	Modulation	RB Size	RB Offset	Frequency (MHz)	Channel	Conducted power (dBm)	Target Power + Max. Tolerance (dBm)	MPR Allowed per 3GPP(dB)
15	QPSK	1 RB	0	2503.5	39725	23.58	24.50	0
				2548.3	40173	23.42	24.50	0
				2593	40620	23.50	24.50	0
				2637.8	41068	23.50	24.50	0
				2682.5	41515	23.66	24.50	0
			36	2503.5	39725	23.44	24.50	0
				2548.3	40173	23.38	24.50	0
				2593	40620	23.35	24.50	0
				2637.8	41068	23.55	24.50	0
				2682.5	41515	23.64	24.50	0
			74	2503.5	39725	23.33	24.50	0
				2548.3	40173	23.43	24.50	0
				2593	40620	23.46	24.50	0
				2637.8	41068	23.50	24.50	0
				2682.5	41515	23.57	24.50	0
		36 RB	0	2503.5	39725	22.55	23.50	0-1
				2548.3	40173	22.21	23.50	0-1
				2593	40620	22.53	23.50	0-1
				2637.8	41068	22.42	23.50	0-1
				2682.5	41515	22.66	23.50	0-1
			18	2503.5	39725	22.49	23.50	0-1
				2548.3	40173	22.27	23.50	0-1
				2593	40620	22.30	23.50	0-1
				2637.8	41068	22.29	23.50	0-1
				2682.5	41515	22.46	23.50	0-1
			37	2503.5	39725	22.65	23.50	0-1
				2548.3	40173	22.21	23.50	0-1
				2593	40620	22.22	23.50	0-1
				2637.8	41068	22.41	23.50	0-1
				2682.5	41515	22.53	23.50	0-1
		75RB		2503.5	39725	22.71	23.50	0-1
				2548.3	40173	22.47	23.50	0-1
				2593	40620	22.51	23.50	0-1
				2637.8	41068	22.62	23.50	0-1
				2682.5	41515	22.52	23.50	0-1
	16-QAM	1 RB	0	2503.5	39725	22.35	23.50	0-1
				2548.3	40173	22.27	23.50	0-1
				2593	40620	22.56	23.50	0-1
				2637.8	41068	22.41	23.50	0-1
				2682.5	41515	22.60	23.50	0-1
			36	2503.5	39725	22.49	23.50	0-1
				2548.3	40173	22.29	23.50	0-1
				2593	40620	22.20	23.50	0-1
				2637.8	41068	22.41	23.50	0-1
				2682.5	41515	22.37	23.50	0-1
			74	2503.5	39725	22.32	23.50	0-1
				2548.3	40173	22.27	23.50	0-1
				2593	40620	22.33	23.50	0-1
				2637.8	41068	22.37	23.50	0-1
				2682.5	41515	22.37	23.50	0-1
		36 RB	0	2503.5	39725	21.77	22.50	0-2
				2548.3	40173	21.77	22.50	0-2
				2593	40620	21.88	22.50	0-2
				2637.8	41068	21.79	22.50	0-2
				2682.5	41515	21.79	22.50	0-2
			18	2503.5	39725	21.87	22.50	0-2
				2548.3	40173	21.95	22.50	0-2
				2593	40620	21.87	22.50	0-2
				2637.8	41068	21.87	22.50	0-2
				2682.5	41515	21.94	22.50	0-2
			37	2503.5	39725	21.93	22.50	0-2
				2548.3	40173	21.88	22.50	0-2
				2593	40620	21.76	22.50	0-2
				2637.8	41068	21.79	22.50	0-2
				2682.5	41515	21.71	22.50	0-2
		75RB		2503.5	39725	21.93	22.50	0-2
				2548.3	40173	21.68	22.50	0-2
				2593	40620	21.96	22.50	0-2
				2637.8	41068	21.96	22.50	0-2
				2682.5	41515	21.88	22.50	0-2
	64-QAM	1 RB	0	2503.5	39725	21.59	22.50	0-2
				2548.3	40173	21.60	22.50	0-2
				2593	40620	21.57	22.50	0-2
				2637.8	41068	21.70	22.50	0-2
				2682.5	41515	21.64	22.50	0-2
			36	2503.5	39725	21.57	22.50	0-2
				2548.3	40173	21.56	22.50	0-2
				2593	40620	21.55	22.50	0-2
				2637.8	41068	21.56	22.50	0-2
				2682.5	41515	21.67	22.50	0-2
			74	2503.5	39725	21.63	22.50	0-2
				2548.3	40173	21.54	22.50	0-2
				2593	40620	21.53	22.50	0-2
				2637.8	41068	21.53	22.50	0-2
				2682.5	41515	21.59	22.50	0-2
		36 RB	0	2503.5	39725	20.69	21.50	0-3
				2548.3	40173	20.63	21.50	0-3
				2593	40620	20.67	21.50	0-3
				2637.8	41068	20.56	21.50	0-3
				2682.5	41515	20.62	21.50	0-3
			18	2503.5	39725	20.53	21.50	0-3
				2548.3	40173	20.57	21.50	0-3
				2593	40620	20.59	21.50	0-3
				2637.8	41068	20.70	21.50	0-3
				2682.5	41515	20.70	21.50	0-3
			37	2503.5	39725	20.64	21.50	0-3
				2548.3	40173	20.69	21.50	0-3
				2593	40620	20.51	21.50	0-3
				2637.8	41068	20.58	21.50	0-3
				2682.5	41515	20.67	21.50	0-3
		75RB		2503.5	39725	20.64	21.50	0-3
				2548.3	40173	20.56	21.50	0-3
				2593	40620	20.66	21.50	0-3
				2637.8	41068	20.69	21.50	0-3
				2682.5	41515	20.59	21.50	0-3
	256-QAM	1 RB	0	2503.5	39725	18.67	19.50	0-5
				2548.3	40173	18.60	19.50	0-5
				2593	40620	18.66	19.50	0-5
				2637.8	41068	18.64	19.50	0-5
				2682.5	41515	18.62	19.50	0-5
			36	2503.5	39725	18.68	19.50	0-5
				2548.3	40173	18.62	19.50	0-5
				2593	40620	18.65	19.50	0-5
				2637.8	41068	18.70	19.50	0-5
				2682.5	41515	18.59	19.50	0-5
			74	2503.5	39725	18.57	19.50	0-5
				2548.3	40173	18.70	19.50	0-5
				2593	40620	18.57	19.50	0-5
				2637.8	41068	18.64	19.50	0-5
				2682.5	41515	18.63	19.50	0-5
		36 RB	0	2503.5	39725	18.68	19.50	0-5
				2548.3	40173	18.64	19.50	0-5
				2593	40620	18.67	19.50	0-5
				2637.8	41068	18.55	19.50	0-5
				2682.5	41515	18.58	19.50	0-5
			18	2503.5	39725	18.55	19.50	0-5
				2548.3	40173	18.69	19.50	0-5
				2593	40620	18.70	19.50	0-5
				2637.8	41068	18.57	19.50	0-5
				2682.5	41515	18.58	19.50	0-5
			37	2503.5	39725	18.56	19.50	0-5
				2548.3	40173	18.67	19.50	0-5
				2593	40620	18.62	19.50	0-5
				2637.8	41068	18.70	19.50	0-5
				2682.5	41515	18.52	19.50	0-5
		75RB		2503.5	39725	18.58	19.50	0-5
				2548.3	40173	18.67	19.50	0-5
				2593	40620	18.56	19.50	0-5
				2637.8	41068	18.64	19.50	0-5
				2682.5	41515	18.63	19.50	0-5

TDD Band 41

BW(MHz)	Modulation	RB Size	RB Offset	Frequency (MHz)	Channel	Conducted power (dBm)	Target Power + Max. Tolerance (dBm)	MPR Allowed per 3GPP(dB)
10	QPSK	1 RB	0	2501	39700	23.49	24.50	0
				2547	40160	23.37	24.50	0
				2593	40620	23.33	24.50	0
				2639	41080	23.43	24.50	0
				2685	41540	23.59	24.50	0
			25	2501	39700	23.08	24.50	0
				2547	40160	23.29	24.50	0
				2593	40620	23.26	24.50	0
				2639	41080	23.65	24.50	0
				2685	41540	23.50	24.50	0
			49	2501	39700	23.24	24.50	0
				2547	40160	23.32	24.50	0
				2593	40620	23.37	24.50	0
				2639	41080	23.40	24.50	0
				2685	41540	23.40	24.50	0
		25 RB	0	2501	39700	22.55	23.50	0-1
				2547	40160	22.17	23.50	0-1
				2593	40620	22.41	23.50	0-1
				2639	41080	22.34	23.50	0-1
				2685	41540	22.48	23.50	0-1
			12	2501	39700	22.38	23.50	0-1
				2547	40160	22.08	23.50	0-1
				2593	40620	22.24	23.50	0-1
				2639	41080	22.12	23.50	0-1
				2685	41540	22.32	23.50	0-1
			25	2501	39700	22.65	23.50	0-1
				2547	40160	22.18	23.50	0-1
				2593	40620	22.13	23.50	0-1
				2639	41080	22.35	23.50	0-1
				2685	41540	22.46	23.50	0-1
		50RB		2501	39700	22.55	23.50	0-1
				2547	40160	22.28	23.50	0-1
				2593	40620	22.39	23.50	0-1
				2639	41080	22.47	23.50	0-1
				2685	41540	22.45	23.50	0-1
	16-QAM	1 RB	0	2501	39700	22.44	23.50	0-1
				2547	40160	22.17	23.50	0-1
				2593	40620	22.53	23.50	0-1
				2639	41080	22.42	23.50	0-1
				2685	41540	22.60	23.50	0-1
			25	2501	39700	22.55	23.50	0-1
				2547	40160	22.16	23.50	0-1
				2593	40620	22.28	23.50	0-1
				2639	41080	22.34	23.50	0-1
				2685	41540	22.38	23.50	0-1
			49	2501	39700	22.32	23.50	0-1
				2547	40160	22.30	23.50	0-1
				2593	40620	22.27	23.50	0-1
				2639	41080	22.39	23.50	0-1
				2685	41540	22.37	23.50	0-1
		25 RB	0	2501	39700	21.75	22.50	0-2
				2547	40160	21.74	22.50	0-2
				2593	40620	21.71	22.50	0-2
				2639	41080	21.68	22.50	0-2
				2685	41540	21.69	22.50	0-2
			12	2501	39700	21.82	22.50	0-2
				2547	40160	21.87	22.50	0-2
				2593	40620	21.78	22.50	0-2
				2639	41080	21.86	22.50	0-2
				2685	41540	21.77	22.50	0-2
			25	2501	39700	21.77	22.50	0-2
				2547	40160	21.78	22.50	0-2
				2593	40620	21.75	22.50	0-2
				2639	41080	21.60	22.50	0-2
				2685	41540	21.61	22.50	0-2
		50RB		2501	39700	21.83	22.50	0-2
				2547	40160	21.67	22.50	0-2
				2593	40620	21.66	22.50	0-2
				2639	41080	21.64	22.50	0-2
				2685	41540	21.87	22.50	0-2
	64-QAM	1 RB	0	2501	39700	21.67	22.50	0-2
				2547	40160	21.63	22.50	0-2
				2593	40620	21.54	22.50	0-2
				2639	41080	21.64	22.50	0-2
				2685	41540	21.70	22.50	0-2
			25	2501	39700	21.68	22.50	0-2
				2547	40160	21.67	22.50	0-2
				2593	40620	21.61	22.50	0-2
				2639	41080	21.52	22.50	0-2
				2685	41540	21.53	22.50	0-2
			49	2501	39700	21.62	22.50	0-2
				2547	40160	21.52	22.50	0-2
				2593	40620	21.67	22.50	0-2
				2639	41080	21.52	22.50	0-2
				2685	41540	21.56	22.50	0-2
		25 RB	0	2501	39700	20.68	21.50	0-3
				2547	40160	20.57	21.50	0-3
				2593	40620	20.68	21.50	0-3
				2639	41080	20.62	21.50	0-3
				2685	41540	20.65	21.50	0-3
			12	2501	39700	20.63	21.50	0-3
				2547	40160	20.57	21.50	0-3
				2593	40620	20.59	21.50	0-3
				2639	41080	20.60	21.50	0-3
				2685	41540	20.62	21.50	0-3
			25	2501	39700	20.55	21.50	0-3
				2547	40160	20.68	21.50	0-3
				2593	40620	20.61	21.50	0-3
				2639	41080	20.65	21.50	0-3
				2685	41540	20.62	21.50	0-3
		50RB		2501	39700	20.56	21.50	0-3
				2547	40160	20.61	21.50	0-3
				2593	40620	20.67	21.50	0-3
				2639	41080	20.68	21.50	0-3
				2685	41540	20.56	21.50	0-3
	256-QAM	1 RB	0	2501	39700	18.52	19.50	0-5
				2547	40160	18.67	19.50	0-5
				2593	40620	18.53	19.50	0-5
				2639	41080	18.66	19.50	0-5
				2685	41540	18.70	19.50	0-5
			25	2501	39700	18.51	19.50	0-5
				2547	40160	18.65	19.50	0-5
				2593	40620	18.63	19.50	0-5
				2639	41080	18.63	19.50	0-5
				2685	41540	18.69	19.50	0-5
			49	2501	39700	18.56	19.50	0-5
				2547	40160	18.51	19.50	0-5
				2593	40620	18.58	19.50	0-5
				2639	41080	18.66	19.50	0-5
				2685	41540	18.60	19.50	0-5
		25 RB	0	2501	39700	18.66	19.50	0-5
				2547	40160	18.65	19.50	0-5
				2593	40620	18.51	19.50	0-5
				2639	41080	18.52	19.50	0-5
				2685	41540	18.69	19.50	0-5
			12	2501	39700	18.56	19.50	0-5
				2547	40160	18.63	19.50	0-5
				2593	40620	18.54	19.50	0-5
				2639	41080	18.55	19.50	0-5
				2685	41540	18.61	19.50	0-5
			25	2501	39700	18.54	19.50	0-5
				2547	40160	18.53	19.50	0-5
				2593	40620	18.59	19.50	0-5
				2639	41080	18.51	19.50	0-5
				2685	41540	18.64	19.50	0-5
		50RB		2501	39700	18.64	19.50	0-5
				2547	40160	18.62	19.50	0-5
				2593	40620	18.57	19.50	0-5
				2639	41080	18.70	19.50	0-5
				2685	41540	18.52	19.50	0-5

TDD Band 41

BW(MHz)	Modulation	RB Size	RB Offset	Frequency (MHz)	Channel	Conducted power (dBm)	Target Power + Max. Tolerance (dBm)	MPR Allowed per 3GPP(dB)
5	QPSK	1 RB	0	2498.5	39675	23.49	24.50	0
				2547.8	40148	23.37	24.50	0
				2593	40620	23.18	24.50	0
				2640.3	41093	23.29	24.50	0
				2687.5	41565	23.59	24.50	0
			12	2498.5	39675	23.22	24.50	0
				2547.8	40148	23.12	24.50	0
				2593	40620	23.13	24.50	0
				2640.3	41093	23.49	24.50	0
				2687.5	41565	23.34	24.50	0
			24	2498.5	39675	23.18	24.50	0
				2547.8	40148	23.26	24.50	0
				2593	40620	23.22	24.50	0
				2640.3	41093	23.25	24.50	0

TDD Band 48

BW(MHz)	Modulation	RB Size	RB Offset	Frequency (MHz)	Channel	Conducted power (dBm)	Target Power + Max. Tolerance (dBm)	MPR Allowed per 3GPP(dB)
20	QPSK	1 RB	0	3560	55340	23.83	24.50	0
				3603.3	55773	23.82	24.50	0
				3646.7	56207	23.98	24.50	0
				3690	56640	23.99	24.50	0
			50	3560	55340	23.77	24.50	0
				3603.3	55773	23.73	24.50	0
				3646.7	56207	23.87	24.50	0
				3690	56640	23.85	24.50	0
			99	3560	55340	23.76	24.50	0
				3603.3	55773	23.79	24.50	0
				3646.7	56207	23.81	24.50	0
				3690	56640	23.85	24.50	0
		50 RB	0	3560	55340	22.83	23.50	0-1
				3603.3	55773	22.88	23.50	0-1
				3646.7	56207	22.91	23.50	0-1
				3690	56640	22.95	23.50	0-1
			25	3560	55340	22.87	23.50	0-1
				3603.3	55773	22.86	23.50	0-1
				3646.7	56207	22.79	23.50	0-1
				3690	56640	22.87	23.50	0-1
			50	3560	55340	22.89	23.50	0-1
				3603.3	55773	22.91	23.50	0-1
				3646.7	56207	22.93	23.50	0-1
				3690	56640	22.96	23.50	0-1
		100RB		3560	55340	22.84	23.50	0-1
				3603.3	55773	22.87	23.50	0-1
				3646.7	56207	22.93	23.50	0-1
				3690	56640	22.99	23.50	0-1
	16-QAM	1 RB	0	3560	55340	22.86	23.50	0-1
				3603.3	55773	22.70	23.50	0-1
				3646.7	56207	22.78	23.50	0-1
				3690	56640	22.85	23.50	0-1
			50	3560	55340	22.75	23.50	0-1
				3603.3	55773	22.68	23.50	0-1
				3646.7	56207	22.69	23.50	0-1
				3690	56640	22.79	23.50	0-1
			99	3560	55340	22.69	23.50	0-1
				3603.3	55773	22.66	23.50	0-1
				3646.7	56207	22.74	23.50	0-1
				3690	56640	22.88	23.50	0-1
		50 RB	0	3560	55340	21.79	22.50	0-2
				3603.3	55773	21.80	22.50	0-2
				3646.7	56207	21.88	22.50	0-2
				3690	56640	21.84	22.50	0-2
			25	3560	55340	21.87	22.50	0-2
				3603.3	55773	21.74	22.50	0-2
				3646.7	56207	21.71	22.50	0-2
				3690	56640	21.79	22.50	0-2
			50	3560	55340	21.74	22.50	0-2
				3603.3	55773	21.76	22.50	0-2
				3646.7	56207	21.85	22.50	0-2
				3690	56640	21.94	22.50	0-2
		100RB		3560	55340	21.65	22.50	0-2
				3603.3	55773	21.77	22.50	0-2
				3646.7	56207	21.89	22.50	0-2
				3690	56640	21.83	22.50	0-2
	64-QAM	1 RB	0	3560	55340	21.92	22.50	0-2
				3603.3	55773	21.97	22.50	0-2
				3646.7	56207	21.86	22.50	0-2
				3690	56640	21.85	22.50	0-2
			50	3560	55340	21.82	22.50	0-2
				3603.3	55773	21.79	22.50	0-2
				3646.7	56207	21.93	22.50	0-2
				3690	56640	21.91	22.50	0-2
			99	3560	55340	21.82	22.50	0-2
				3603.3	55773	21.88	22.50	0-2
				3646.7	56207	21.87	22.50	0-2
				3690	56640	21.87	22.50	0-2
		50 RB	0	3560	55340	20.83	21.50	0-3
				3603.3	55773	20.83	21.50	0-3
				3646.7	56207	20.86	21.50	0-3
				3690	56640	20.89	21.50	0-3
			25	3560	55340	20.79	21.50	0-3
				3603.3	55773	20.86	21.50	0-3
				3646.7	56207	20.92	21.50	0-3
				3690	56640	20.90	21.50	0-3
			50	3560	55340	20.85	21.50	0-3
				3603.3	55773	20.85	21.50	0-3
				3646.7	56207	20.89	21.50	0-3
				3690	56640	20.93	21.50	0-3
		100RB		3560	55340	20.83	21.50	0-3
				3603.3	55773	20.95	21.50	0-3
				3646.7	56207	20.88	21.50	0-3
				3690	56640	20.81	21.50	0-3
	256-QAM	1 RB	0	3560	55340	18.91	19.50	0-5
				3603.3	55773	18.94	19.50	0-5
				3646.7	56207	18.92	19.50	0-5
				3690	56640	18.82	19.50	0-5
			50	3560	55340	18.96	19.50	0-5
				3603.3	55773	18.85	19.50	0-5
				3646.7	56207	18.93	19.50	0-5
				3690	56640	18.96	19.50	0-5
			99	3560	55340	18.95	19.50	0-5
				3603.3	55773	18.86	19.50	0-5
				3646.7	56207	18.90	19.50	0-5
				3690	56640	18.83	19.50	0-5
		50 RB	0	3560	55340	18.93	19.50	0-5
				3603.3	55773	18.88	19.50	0-5
				3646.7	56207	18.80	19.50	0-5
				3690	56640	18.89	19.50	0-5
			25	3560	55340	18.79	19.50	0-5
				3603.3	55773	18.79	19.50	0-5
				3646.7	56207	18.93	19.50	0-5
				3690	56640	18.90	19.50	0-5
			50	3560	55340	18.86	19.50	0-5
				3603.3	55773	18.79	19.50	0-5
				3646.7	56207	18.93	19.50	0-5
				3690	56640	18.81	19.50	0-5
		100RB		3560	55340	18.80	19.50	0-5
				3603.3	55773	18.91	19.50	0-5
				3646.7	56207	18.81	19.50	0-5
				3690	56640	18.79	19.50	0-5

TDD Band 48

BW(MHz)	Modulation	RB Size	RB Offset	Frequency (MHz)	Channel	Conducted power (dBm)	Target Power + Max. Tolerance (dBm)	MPR Allowed per 3GPP(dB)
15	QPSK	1 RB	0	3557.5	55315	23.74	24.50	0
				3602.5	55765	23.79	24.50	0
				3647.5	56215	23.87	24.50	0
				3692.5	56665	23.94	24.50	0
			36	3557.5	55315	23.60	24.50	0
				3602.5	55765	23.54	24.50	0
				3647.5	56215	23.83	24.50	0
				3692.5	56665	23.70	24.50	0
			74	3557.5	55315	23.67	24.50	0
				3602.5	55765	23.66	24.50	0
				3647.5	56215	23.65	24.50	0
				3692.5	56665	23.78	24.50	0
		36 RB	0	3557.5	55315	22.86	23.50	0-1
				3602.5	55765	22.69	23.50	0-1
				3647.5	56215	22.74	23.50	0-1
				3692.5	56665	22.82	23.50	0-1
			18	3557.5	55315	22.85	23.50	0-1
				3602.5	55765	22.84	23.50	0-1
				3647.5	56215	22.76	23.50	0-1
				3692.5	56665	22.82	23.50	0-1
			37	3557.5	55315	22.73	23.50	0-1
				3602.5	55765	22.77	23.50	0-1
				3647.5	56215	22.83	23.50	0-1
				3692.5	56665	22.81	23.50	0-1
		75RB		3557.5	55315	22.68	23.50	0-1
				3602.5	55765	22.75	23.50	0-1
				3647.5	56215	22.78	23.50	0-1
				3692.5	56665	22.91	23.50	0-1
	16-QAM	1 RB	0	3557.5	55315	22.85	23.50	0-1
				3602.5	55765	22.81	23.50	0-1
				3647.5	56215	22.75	23.50	0-1
				3692.5	56665	22.72	23.50	0-1
			36	3557.5	55315	22.65	23.50	0-1
				3602.5	55765	22.78	23.50	0-1
				3647.5	56215	22.54	23.50	0-1
				3692.5	56665	22.68	23.50	0-1
			74	3557.5	55315	22.69	23.50	0-1
				3602.5	55765	22.79	23.50	0-1
				3647.5	56215	22.72	23.50	0-1
				3692.5	56665	22.80	23.50	0-1
		36 RB	0	3557.5	55315	21.72	22.50	0-2
				3602.5	55765	21.64	22.50	0-2
				3647.5	56215	21.84	22.50	0-2
				3692.5	56665	21.78	22.50	0-2
			18	3557.5	55315	21.78	22.50	0-2
				3602.5	55765	21.74	22.50	0-2
				3647.5	56215	21.66	22.50	0-2
				3692.5	56665	21.73	22.50	0-2
			37	3557.5	55315	21.58	22.50	0-2
				3602.5	55765	21.70	22.50	0-2
				3647.5	56215	21.82	22.50	0-2
				3692.5	56665	21.68	22.50	0-2
		75RB		3557.5	55315	21.50	22.50	0-2
				3602.5	55765	21.69	22.50	0-2
				3647.5	56215	21.84	22.50	0-2
				3692.5	56665	21.64	22.50	0-2
	64-QAM	1 RB	0	3557.5	55315	21.92	22.50	0-2
				3602.5	55765	21.79	22.50	0-2
				3647.5	56215	21.97	22.50	0-2
				3692.5	56665	21.90	22.50	0-2
			36	3557.5	55315	21.89	22.50	0-2
				3602.5	55765	21.96	22.50	0-2
				3647.5	56215	21.80	22.50	0-2
				3692.5	56665	21.82	22.50	0-2
			74	3557.5	55315	21.95	22.50	0-2
				3602.5	55765	21.92	22.50	0-2
				3647.5	56215	21.84	22.50	0-2
				3692.5	56665	21.93	22.50	0-2
		36 RB	0	3557.5	55315	20.97	21.50	0-3
				3602.5	55765	20.89	21.50	0-3
				3647.5	56215	20.79	21.50	0-3
				3692.5	56665	20.87	21.50	0-3
			18	3557.5	55315	20.94	21.50	0-3
				3602.5	55765	20.79	21.50	0-3
				3647.5	56215	20.81	21.50	0-3
				3692.5	56665	20.80	21.50	0-3
			37	3557.5	55315	20.86	21.50	0-3
				3602.5	55765	20.87	21.50	0-3
				3647.5	56215	20.98	21.50	0-3
				3692.5	56665	20.97	21.50	0-3
		75RB		3557.5	55315	20.81	21.50	0-3
				3602.5	55765	20.97	21.50	0-3
				3647.5	56215	20.98	21.50	0-3
				3692.5	56665	20.84	21.50	0-3
	256-QAM	1 RB	0	3557.5	55315	18.83	19.50	0-5
				3602.5	55765	18.88	19.50	0-5
				3647.5	56215	18.90	19.50	0-5
				3692.5	56665	18.83	19.50	0-5
			36	3557.5	55315	18.88	19.50	0-5
				3602.5	55765	18.79	19.50	0-5
				3647.5	56215	18.92	19.50	0-5
				3692.5	56665	18.84	19.50	0-5
			74	3557.5	55315	18.84	19.50	0-5
				3602.5	55765	18.94	19.50	0-5
				3647.5	56215	18.94	19.50	0-5
				3692.5	56665	18.83	19.50	0-5
		36 RB	0	3557.5	55315	18.96	19.50	0-5
				3602.5	55765	18.92	19.50	0-5
				3647.5	56215	18.89	19.50	0-5
				3692.5	56665	18.83	19.50	0-5
			18	3557.5	55315	18.93	19.50	0-5
				3602.5	55765	18.83	19.50	0-5
				3647.5	56215	18.82	19.50	0-5
				3692.5	56665	18.79	19.50	0-5
			37	3557.5	55315	18.83	19.50	0-5
				3602.5	55765	18.79	19.50	0-5
				3647.5	56215	18.84	19.50	0-5
				3692.5	56665	18.79	19.50	0-5
		75RB		3557.5	55315	18.80	19.50	0-5
				3602.5	55765	18.84	19.50	0-5
				3647.5	56215	18.82	19.50	0-5
				3692.5	56665	18.83	19.50	0-5

TDD Band 48

BW(MHz)	Modulation	RB Size	RB Offset	Frequency (MHz)	Channel	Conducted power (dBm)	Target Power + Max. Tolerance (dBm)	MPR Allowed per 3GPP(dB)
10	QPSK	1 RB	0	3555	55290	23.60	24.50	0
				3601.7	55757	23.68	24.50	0
				3648.3	56223	23.81	24.50	0
				3695	56690	23.85	24.50	0
			25	3555	55290	23.54	24.50	0
				3601.7	55757	23.35	24.50	0
				3648.3	56223	23.69	24.50	0
				3695	56690	23.52	24.50	0
			49	3555	55290	23.63	24.50	0
				3601.7	55757	23.51	24.50	0
				3648.3	56223	23.59	24.50	0
				3695	56690	23.70	24.50	0
		25 RB	0	3555	55290	22.71	23.50	0-1
				3601.7	55757	22.56	23.50	0-1
				3648.3	56223	22.81	23.50	0-1
				3695	56690	22.68	23.50	0-1
			12	3555	55290	22.74	23.50	0-1
				3601.7	55757	22.71	23.50	0-1
				3648.3	56223	22.68	23.50	0-1
				3695	56690	22.63	23.50	0-1
			25	3555	55290	22.67	23.50	0-1
				3601.7	55757	22.71	23.50	0-1
				3648.3	56223	22.82	23.50	0-1
				3695	56690	22.79	23.50	0-1
		50RB		3555	55290	22.49	23.50	0-1
				3601.7	55757	22.57	23.50	0-1
				3648.3	56223	22.62	23.50	0-1
				3695	56690	22.77	23.50	0-1
	16-QAM	1 RB	0	3555	55290	22.69	23.50	0-1
				3601.7	55757	22.42	23.50	0-1
				3648.3	56223	22.63	23.50	0-1
				3695	56690	22.58	23.50	0-1
			25	3555	55290	22.50	23.50	0-1
				3601.7	55757	22.73	23.50	0-1
				3648.3	56223	22.42	23.50	0-1
				3695	56690	22.52	23.50	0-1
			49	3555	55290	22.53	23.50	0-1
				3601.7	55757	22.72	23.50	0-1
				3648.3	56223	22.70	23.50	0-1
				3695	56690	22.65	23.50	0-1
		25 RB	0	3555	55290	21.70	22.50	0-2
				3601.7	55757	21.53	22.50	0-2
				3648.3	56223	21.79	22.50	0-2
				3695	56690	21.59	22.50	0-2
			12	3555	55290	21.65	22.50	0-2
				3601.7	55757	21.66	22.50	0-2
				3648.3	56223	21.59	22.50	0-2
				3695	56690	21.66	22.50	0-2
			25	3555	55290	21.55	22.50	0-2
				3601.7	55757	21.54	22.50	0-2
				3648.3	56223	21.66	22.50	0-2
				3695	56690	21.63	22.50	0-2
		50RB		3555	55290	21.50	22.50	0-2
				3601.7	55757	21.54	22.50	0-2
				3648.3	56223	21.83	22.50	0-2
				3695	56690	21.55	22.50	0-2
	64-QAM	1 RB	0	3555	55290	21.93	22.50	0-2
				3601.7	55757	21.80	22.50	0-2
				3648.3	56223	21.80	22.50	0-2
				3695	56690	21.88	22.50	0-2
			25	3555	55290	21.87	22.50	0-2
				3601.7	55757	21.85	22.50	0-2
				3648.3	56223	21.88	22.50	0-2
				3695	56690	21.80	22.50	0-2
			49	3555	55290	21.89	22.50	0-2
				3601.7	55757	21.83	22.50	0-2
				3648.3	56223	21.90	22.50	0-2
				3695	56690	21.82	22.50	0-2
		25 RB	0	3555	55290	20.86	21.50	0-3
				3601.7	55757	20.90	21.50	0-3
				3648.3	56223	20.84	21.50	0-3
				3695	56690	20.81	21.50	0-3
			12	3555	55290	20.93	21.50	0-3
				3601.7	55757	21.05	21.50	0-3
				3648.3	56223	20.84	21.50	0-3
				3695	56690	20.94	21.50	0-3
			25	3555	55290	20.89	21.50	0-3
				3601.7	55757	20.85	21.50	0-3
				3648.3	56223	20.98	21.50	0-3
				3695	56690	20.90	21.50	0-3
		50RB		3555	55290	20.98	21.50	0-3
				3601.7	55757	20.87	21.50	0-3
				3648.3	56223	20.85	21.50	0-3
				3695	56690	20.79	21.50	0-3
	256-QAM	1 RB	0	3555	55290	18.88	19.50	0-5
				3601.7	55757	18.96	19.50	0-5
				3648.3	56223	18.82	19.50	0-5
				3695	56690	18.80	19.50	0-5
			25	3555	55290	18.84	19.50	0-5
				3601.7	55757	18.80	19.50	0-5
				3648.3	56223	18.89	19.50	0-5
				3695	56690	18.95	19.50	0-5
			12	3555	55290	18.87	19.50	0-5
				3601.7	55757	18.98	19.50	0-5
				3648.3	56223	18.79	19.50	0-5
				3695	56690	18.92	19.50	0-5
			25	3555	55290	18.98	19.50	0-5
				3601.7	55757	18.85	19.50	0-5
				3648.3	56223	18.93	19.50	0-5
				3695	56690	18.94	19.50	0-5
			12	3555	55290	18.93	19.50	0-5
				3601.7	55757	18.92	19.50	0-5
				3648.3	56223	18.92	19.50	0-5
				3695	56690	18.97	19.50	0-5
			25	3555	55290	18.90	19.50	0-5
				3601.7	55757	18.81	19.50	0-5
				3648.3	56223	18.79	19.50	0-5
				3695	56690	18.83	19.50	0-5
		50RB		3555	55290	18.85	19.50	0-5
				3601.7	55757	18.83	19.50	0-5
				3648.3	56223	18.96	19.50	0-5
				3695	56690	18.86	19.50	0-5

TDD Band 48

BW(MHz)	Modulation	RB Size	RB Offset	Frequency (MHz)	Channel	Conducted power (dBm)	Target Power + Max. Tolerance (dBm)	MPR Allowed per 3GPP(dB)
5	QPSK	1 RB	0	3552.5	55265	23.55	24.50	0
				3600.8	55748	23.65	24.50	0
				3649.2	56232	23.71	24.50	0
				3697.5	56715	23.66	24.50	0
			12	3552.5	55265	23.52	24.50	0
				3600.8	55748	23.28	24.50	0
				3649.2	56232	23.60	24.50	0
				3697.5	56715	23.38	24.50	0
			24	3552.5	55265	23.44	24.50	0
				3600.8	55748	23.46	24.50	0
				3649.2	56232	23.52	24.50	0
				3697.5	56715	23.66	24.50	0
		12 RB	0	3552.5	55265	22.71	23.50	0-1
				3600.8	55748	22.48	23.50	0-1
				3649.2	56232	22.48	23.50	0-1
				3697.5	56715	22.52	23.50	0-1
			6	3552.5	55265	22.73	23.50	0-1
				3600.8	55748	22.61	23.50	0-1
				3649.2	56232	22.64	23.50	0-1
				3697.5	56715	22.56	23.50	0-1
			13	3552.5	55265	22.53	23.50	0-1
				3600.8	55748	22.52	23.50	0-1
				3649.2	56232	22.67	23.50	0-1
				3697.5	56715	22.64	23.50	0-1
		25RB		3552.5	55265	22.36	23.50	0-1
				3600.8	55748	22.42	23.50	0-1
				3649.2	56232	22.56	23.50	0-1
				3697.5	56715	22.66	23.50	0-1
	16-QAM	1 RB	0	3552.5	55265	22.67	23.50	0-1
				3600.8	55748	22.28	23.50	0-1
				3649.2	56232	22.63	23.50	0-1
				3697.5	56715	22.40	23.50	0-1
			12	3552.5	55265	22.48	23.50	0-1
				3600.8	55748	22.79	23.50	0-1
				3649.2	56232	22.25	23.50	0-1
				3697.5	56715	22.40	23.50	0-1
			24	3552.5	55265	22.45	23.50	0-1
				3600.8	55748	22.68	23.50	0-1
				3649.2	56232	22.69	23.50	0-1
				3697.5	56715	22.54	23.50	0-1
		12 RB	0	3552.5	55265	21.56	22.50	0-2
				3600.8	55748	21.46	22.50	0-2
				3649.2	56232	21.79	22.50	0-2
				3697.5	56715	21.46	22.50	0-2
			6	3552.5	55265	21.46	22.50	0-2
				3600.8	55748	21.63	22.50	0-2
				3649.2	56232	21.46	22.50	0-2
				3697.5	56715	21.65	22.50	0-2
			13	3552.5	55265	21.43	22.50	0-2
				3600.8	55748	21.41	22.50	0-2
				3649.2	56232	21.51	22.50	0-2
				3697.5	56715	21.60	22.50	0-2
		25RB		3552.5	55265	21.42	22.50	0-2
				3600.8	55748	21.40	22.50	0-2
				3649.2	56232	21.66	22.50	0-2
				3697.5	56715	21.54	22.50	0-2
	64-QAM	1 RB	0	3552.5	55265	21.82	22.50	0-2
				3600.8	55748	21.90	22.50	0-2
				3649.2	56232	21.89	22.50	0-2
				3697.5	56715	21.89	22.50	0-2
			12	3552.5	55265	21.82	22.50	0-2
				3600.8	55748	21.96	22.50	0-2
				3649.2	56232	21.82	22.50	0-2
				3697.5	56715	21.84	22.50	0-2
			24	3552.5	55265	21.92	22.50	0-2
				3600.8	55748	21.93	22.50	0-2
				3649.2	56232	21.85	22.50	0-2
				3697.5	56715	21.94	22.50	0-2
		12 RB	0	3552.5	55265	20.96	21.50	0-3
				3600.8	55748	20.95	21.50	0-3
				3649.2	56232	20.84	21.50	0-3
				3697.5	56715	20.95	21.50	0-3
			6	3552.5	55265	20.88	21.50	0-3
				3600.8	55748	20.82	21.50	0-3
				3649.2	56232	20.88	21.50	0-3
				3697.5	56715	20.79	21.50	0-3
			13	3552.5	55265	20.81	21.50	0-3
				3600.8	55748	20.79	21.50	0-3
				3649.2	56232	20.98	21.50	0-3
				3697.5	56715	20.94	21.50	0-3
		25RB		3552.5	55265	20.79	21.50	0-3
				3600.8	55748	20.88	21.50	0-3
				3649.2	56232	20.81	21.50	0-3
				3697.5	56715	20.91	21.50	0-3
	256-QAM	1 RB	0	3552.5	55265	18.79	19.50	0-5
				3600.8	55748	18.82	19.50	0-5
				3649.2	56232	18.98

Intra-Band ULCA power table (Default power)

2CA_Default Power

CA_5B														
Combination 50RB + 50RB (10MHz + 10MHz)														
PCC						SCC						MPR (dB)	UL CA power	
Bandwidth [MHz]	Modulation	Frequency [MHz]	Channel	RB size	RB Offset	Bandwidth [MHz]	Modulation	Frequency [MHz]	Channel	RB size	RB Offset		Measured (dBm)	Tune-up limit (dBm)
10	QPSK	829	20450	1	0	10	QPSK	838.9	20549	1	49	0	22.99	24.50
10	QPSK	844	20600	1	49	10	QPSK	834.1	20501	1	0	0	22.89	24.50

CA_5B														
Combination 50RB + 25RB (10MHz + 5MHz)														
PCC						SCC						MPR (dB)	UL CA power	
Bandwidth [MHz]	Modulation	Frequency [MHz]	Channel	RB size	RB Offset	Bandwidth [MHz]	Modulation	Frequency [MHz]	Channel	RB size	RB Offset		Measured (dBm)	Tune-up limit (dBm)
10	QPSK	829	20450	1	0	5	QPSK	836.2	20522	1	49	0	22.78	24.50

CA_7C														
Combination 100RB + 100RB (20MHz + 20MHz)														
PCC						SCC						MPR (dB)	UL CA power	
Bandwidth [MHz]	Modulation	Frequency [MHz]	Channel	RB size	RB Offset	Bandwidth [MHz]	Modulation	Frequency [MHz]	Channel	RB size	RB Offset		Measured (dBm)	Tune-up limit
20	QPSK	2560	21350	1	0	20	QPSK	2540.2	21152	1	99	0	22.68	23.50
20	QPSK	2510	20850	1	99	20	QPSK	2529.8	21048	1	0	0	22.66	23.50

CA_7C														
Combination 75RB + 100RB (15MHz + 20MHz)														
PCC						SCC						MPR (dB)	UL CA power	
Bandwidth [MHz]	Modulation	Frequency [MHz]	Channel	RB size	RB Offset	Bandwidth [MHz]	Modulation	Frequency [MHz]	Channel	RB size	RB Offset		Measured (dBm)	Tune-up limit
20	QPSK	2510	20850	1	0	15	QPSK	2527.1	21021	1	74	0	22.63	23.50
20	QPSK	2560	21350	1	99	15	QPSK	2542.9	21179	1	0	0	22.61	23.50

CA_7C														
Combination 75RB + 75RB (15MHz + 15MHz)														
PCC						SCC						MPR (dB)	UL CA power	
Bandwidth [MHz]	Modulation	Frequency [MHz]	Channel	RB size	RB Offset	Bandwidth [MHz]	Modulation	Frequency [MHz]	Channel	RB size	RB Offset		Measured (dBm)	Tune-up limit (dBm)
15	QPSK	2507.5	20825	1	74	15	QPSK	2522.5	20975	1	0	0	22.57	23.50
15	QPSK	2562.5	21375	1	0	15	QPSK	2547.5	21225	1	74	0	22.54	23.50

CA_7C														
Combination 75RB + 50RB (15MHz + 10MHz)														
PCC						SCC						MPR (dB)	UL CA power	
Bandwidth [MHz]	Modulation	Frequency [MHz]	Channel	RB size	RB Offset	Bandwidth [MHz]	Modulation	Frequency [MHz]	Channel	RB size	RB Offset		Measured (dBm)	Tune-up limit (dBm)
15	QPSK	2507.5	20825	1	74	10	QPSK	2519.5	20945	1	49	0	22.51	23.50

CA_7C														
Combination 50RB + 100RB (10MHz + 20MHz)														
PCC						SCC						MPR (dB)	UL CA power	
Bandwidth [MHz]	Modulation	Frequency [MHz]	Channel	RB size	RB Offset	Bandwidth [MHz]	Modulation	Frequency [MHz]	Channel	RB size	RB Offset		Measured (dBm)	Tune-up limit (dBm)
20	QPSK	2560	21350	1	99	10	QPSK	2545.6	21206	1	0	0	22.48	23.50
20	QPSK	2510	20850	1	0	10	QPSK	2524.4	20994	1	99	49	22.45	23.50

CA_38C														
Combination 100RB + 100RB (20MHz + 20MHz)														
PCC						SCC						MPR (dB)	UL CA power	
Bandwidth [MHz]	Modulation	Frequency [MHz]	Channel	RB size	RB Offset	Bandwidth [MHz]	Modulation	Frequency [MHz]	Channel	RB size	RB Offset		Measured (dBm)	Tune-up limit (dBm)
20	QPSK	2580	37850	1	0	20	QPSK	2599.8	38048	1	99	0	23.67	24.50
20	QPSK	2610	38150	1	99	20	QPSK	2590.2	37952	1	0	0	23.51	24.50

CA_38C														
Combination 75RB + 75RB (15MHz + 15MHz)														
PCC						SCC						MPR (dB)	UL CA power	
Bandwidth [MHz]	Modulation	Frequency [MHz]	Channel	RB size	RB Offset	Bandwidth [MHz]	Modulation	Frequency [MHz]	Channel	RB size	RB Offset		Measured (dBm)	Tune-up limit (dBm)
15	QPSK	2612.5	38175	1	0	15	QPSK	2597.5	38025	1	74	0	23.65	24.50
15	QPSK	2577.5	37825	1	74	15	QPSK	2592.5	37975	1	0	0	23.56	24.50

Unless otherwise stated the results shown in this test report refer only to the sample(s) tested and such sample(s) are retained for 90 days only.
除非另有說明，此報告結果僅對測試之樣品負責，同時此樣品僅保留90天。本報告未經本公司書面許可，不可部份複製。
This document is issued by the Company subject to its General Conditions of Service printed overleaf, available on request or accessible at http://www.sgs.com.tw/Terms-and-Conditions and for electronic format documents, subject to Terms and Conditions for Electronic Documents at http://www.sgs.com.tw/Terms-and-Conditions. Attention is drawn to the limitation of liability, indemnification and jurisdiction issues defined therein. Any holder of this document is advised that information contained hereon reflects the Company's findings at the time of its intervention only and within the limits of Client's instructions, if any. The Company's sole responsibility is to its Client and this document does not exonerate parties to a transaction from exercising all their rights and obligations under the transaction documents. This document cannot be reproduced except in full, without prior written approval of the Company. Any unauthorized alteration, forgery or falsification of the content or appearance of this document is unlawful and offenders may be prosecuted to the fullest extent of the law.

CA_41C														
Combination 100RB + 100RB (20MHz + 20MHz)														
PCC						SCC						MPR (dB)	UL CA power	
Bandwidth [MHz]	Modulation	Frequency [MHz]	Channel	RB size	RB Offset	Bandwidth [MHz]	Modulation	Frequency [MHz]	Channel	RB size	RB Offset		Measured (dBm)	Tune-up limit (dBm)
20	QPSK	2680	41490	1	0	20	QPSK	2660.2	41292	1	99	0	23.70	24.50
20	QPSK	2506	39750	1	99	20	QPSK	2525.8	39948	1	0	0	23.63	24.50

CA_41C														
Combination 75RB + 100RB (15MHz + 20MHz)														
PCC						SCC						MPR (dB)	UL CA power	
Bandwidth [MHz]	Modulation	Frequency [MHz]	Channel	RB size	RB Offset	Bandwidth [MHz]	Modulation	Frequency [MHz]	Channel	RB size	RB Offset		Measured (dBm)	Tune-up limit (dBm)
20	QPSK	2680	41490	1	0	15	QPSK	2662.9	41319	1	74	0	23.66	24.50
20	QPSK	2506	39750	1	99	15	QPSK	2662.9	41319	1	0	0	23.58	24.50

CA_41C														
Combination 75RB + 75RB (15MHz + 15MHz)														
PCC						SCC						MPR (dB)	UL CA power	
Bandwidth [MHz]	Modulation	Frequency [MHz]	Channel	RB size	RB Offset	Bandwidth [MHz]	Modulation	Frequency [MHz]	Channel	RB size	RB Offset		Measured (dBm)	Tune-up limit (dBm)
15	QPSK	2682.5	41515	1	0	15	QPSK	2667.5	41365	1	74	0	23.55	24.50
15	QPSK	2503.5	39725	1	74	15	QPSK	2518.5	39875	1	0	0	23.29	24.50

CA_41C														
Combination 50RB + 100RB (10MHz + 20MHz)														
PCC						SCC						MPR (dB)	UL CA power	
Bandwidth [MHz]	Modulation	Frequency [MHz]	Channel	RB size	RB Offset	Bandwidth [MHz]	Modulation	Frequency [MHz]	Channel	RB size	RB Offset		Measured (dBm)	Tune-up limit (dBm)
20	QPSK	2680	41490	1	0	10	QPSK	2665.6	41346	1	49	0	23.47	24.50
20	QPSK	2506	39750	1	99	10	QPSK	2520.4	39894	1	0	0	23.37	24.50

CA_41C														
Combination 50RB + 75RB (10MHz + 15MHz)														
PCC						SCC						MPR (dB)	UL CA power	
Bandwidth [MHz]	Modulation	Frequency [MHz]	Channel	RB size	RB Offset	Bandwidth [MHz]	Modulation	Frequency [MHz]	Channel	RB size	RB Offset		Measured (dBm)	Tune-up limit (dBm)
15	QPSK	2682.5	41515	1	0	10	QPSK	2670.5	41395	1	49	0	23.44	24.50
15	QPSK	2503.5	39725	1	74	10	QPSK	2515.5	39845	1	0	0	23.29	24.50

CA_41C														
Combination 25RB + 100RB (5MHz + 20MHz)														
PCC						SCC						MPR (dB)	UL CA power	
Bandwidth [MHz]	Modulation	Frequency [MHz]	Channel	RB size	RB Offset	Bandwidth [MHz]	Modulation	Frequency [MHz]	Channel	RB size	RB Offset		Measured (dBm)	Tune-up limit (dBm)
20	QPSK	2680	41490	1	0	5	QPSK	2668.3	41373	1	24	0	23.42	24.50
20	QPSK	2506	39750	1	99	5	QPSK	2517.7	39867	1	0	0	23.35	24.50

Unless otherwise stated the results shown in this test report refer only to the sample(s) tested and such sample(s) are retained for 90 days only.
除非另有說明，此報告結果僅對測試之樣品負責，同時此樣品僅保留90天。本報告未經本公司書面許可，不可部份複製。
This document is issued by the Company subject to its General Conditions of Service printed overleaf, available on request or accessible at http://www.sgs.com.tw/Terms-and-Conditions and for electronic format documents, subject to Terms and Conditions for Electronic Documents at http://www.sgs.com.tw/Terms-and-Conditions. Attention is drawn to the limitation of liability, indemnification and jurisdiction issues defined therein. Any holder of this document is advised that information contained hereon reflects the Company's findings at the time of its intervention only and within the limits of Client's instructions, if any. The Company's sole responsibility is to its Client and this document does not exonerate parties to a transaction from exercising all their rights and obligations under the transaction documents. This document cannot be reproduced except in full, without prior written approval of the Company. Any unauthorized alteration, forgery or falsification of the content or appearance of this document is unlawful and offenders may be prosecuted to the fullest extent of the law.

5G NR power table (Default power)

5G NR n41 power table:

n41_30kHz
Head and Body-worn UAT & ENDC without WLAN UAT

SSG/Mkr	Modulation	RB Size	RB Offset	Frequency (MHz)	Channel	Conducted power (dBm)	Conducted power (dBm)	Target Power + Max. Tolerance (dBm)	sqrt(Sensor per SAR/PD dB)
100	CP-OFDM	1	0	2496.00	520000	23.00	23.00	23.00	0
				2498.10	520042	23.00	23.00	23.00	0
				2500.20	520084	23.00	23.00	23.00	0
			137	2496.00	520000	23.00	23.00	23.00	0
				2498.10	520042	23.00	23.00	23.00	0
				2500.20	520084	23.00	23.00	23.00	0
			275	2496.00	520000	23.00	23.00	23.00	0
				2498.10	520042	23.00	23.00	23.00	0
				2500.20	520084	23.00	23.00	23.00	0
		136	0	2496.00	520000	23.00	23.00	23.00	0
				2498.10	520042	23.00	23.00	23.00	0
				2500.20	520084	23.00	23.00	23.00	0
			69	2496.00	520000	23.00	23.00	23.00	0
				2498.10	520042	23.00	23.00	23.00	0
				2500.20	520084	23.00	23.00	23.00	0
			138	2496.00	520000	23.00	23.00	23.00	0
				2498.10	520042	23.00	23.00	23.00	0
				2500.20	520084	23.00	23.00	23.00	0
		272	0	2496.00	520000	23.00	23.00	23.00	0
				2498.10	520042	23.00	23.00	23.00	0
				2500.20	520084	23.00	23.00	23.00	0
	DFT-s-OFDM QPSK	1	0	2496.00	520000	23.00	23.00	23.00	0.13
				2498.10	520042	23.00	23.00	23.00	0.13
				2500.20	520084	23.00	23.00	23.00	0.13
			137	2496.00	520000	23.00	23.00	23.00	0.13
				2498.10	520042	23.00	23.00	23.00	0.13
				2500.20	520084	23.00	23.00	23.00	0.13
			275	2496.00	520000	23.00	23.00	23.00	0.13
				2498.10	520042	23.00	23.00	23.00	0.13
				2500.20	520084	23.00	23.00	23.00	0.13
		136	0	2496.00	520000	23.00	23.00	23.00	0.13
				2498.10	520042	23.00	23.00	23.00	0.13
				2500.20	520084	23.00	23.00	23.00	0.13
			69	2496.00	520000	23.00	23.00	23.00	0.13
				2498.10	520042	23.00	23.00	23.00	0.13
				2500.20	520084	23.00	23.00	23.00	0.13
			138	2496.00	520000	23.00	23.00	23.00	0.13
				2498.10	520042	23.00	23.00	23.00	0.13
				2500.20	520084	23.00	23.00	23.00	0.13
		272	0	2496.00	520000	23.00	23.00	23.00	0.13
				2498.10	520042	23.00	23.00	23.00	0.13
				2500.20	520084	23.00	23.00	23.00	0.13
	DFT-s-OFDM 16QAM	1	1	2496.00	520000	22.70	22.70	22.70	0.15
				2498.10	520042	22.70	22.70	22.70	0.15
				2500.20	520084	22.70	22.70	22.70	0.15
	CP-QPSK OFDM	1	1	2496.00	520000	22.70	22.70	22.70	0.15
				2498.10	520042	22.70	22.70	22.70	0.15
				2500.20	520084	22.70	22.70	22.70	0.15

SSG/Mkr	Modulation	RB Size	RB Offset	Frequency (MHz)	Channel	Conducted power (dBm)	Conducted power (dBm)	Target Power + Max. Tolerance (dBm)	sqrt(Sensor per SAR/PD dB)
90	CP-OFDM	1	0	2496.00	520000	23.00	23.00	23.00	0
				2498.10	520042	23.00	23.00	23.00	0
				2500.20	520084	23.00	23.00	23.00	0
			137	2496.00	520000	23.00	23.00	23.00	0
				2498.10	520042	23.00	23.00	23.00	0
				2500.20	520084	23.00	23.00	23.00	0
			275	2496.00	520000	23.00	23.00	23.00	0
				2498.10	520042	23.00	23.00	23.00	0
				2500.20	520084	23.00	23.00	23.00	0
		135	0	2496.00	520000	23.00	23.00	23.00	0
				2498.10	520042	23.00	23.00	23.00	0
				2500.20	520084	23.00	23.00	23.00	0
			68	2496.00	520000	23.00	23.00	23.00	0
				2498.10	520042	23.00	23.00	23.00	0
				2500.20	520084	23.00	23.00	23.00	0
			136	2496.00	520000	23.00	23.00	23.00	0
				2498.10	520042	23.00	23.00	23.00	0
				2500.20	520084	23.00	23.00	23.00	0
		270	0	2496.00	520000	23.00	23.00	23.00	0
				2498.10	520042	23.00	23.00	23.00	0
				2500.20	520084	23.00	23.00	23.00	0
	DFT-s-OFDM QPSK	1	0	2496.00	520000	23.00	23.00	23.00	0.13
				2498.10	520042	23.00	23.00	23.00	0.13
				2500.20	520084	23.00	23.00	23.00	0.13
			137	2496.00	520000	23.00	23.00	23.00	0.13
				2498.10	520042	23.00	23.00	23.00	0.13
				2500.20	520084	23.00	23.00	23.00	0.13
			275	2496.00	520000	23.00	23.00	23.00	0.13
				2498.10	520042	23.00	23.00	23.00	0.13
				2500.20	520084	23.00	23.00	23.00	0.13
		135	0	2496.00	520000	23.00	23.00	23.00	0.13
				2498.10	520042	23.00	23.00	23.00	0.13
				2500.20	520084	23.00	23.00	23.00	0.13
			68	2496.00	520000	23.00	23.00	23.00	0.13
				2498.10	520042	23.00	23.00	23.00	0.13
				2500.20	520084	23.00	23.00	23.00	0.13
			136	2496.00	520000	23.00	23.00	23.00	0.13
				2498.10	520042	23.00	23.00	23.00	0.13
				2500.20	520084	23.00	23.00	23.00	0.13
		270	0	2496.00	520000	23.00	23.00	23.00	0.13
				2498.10	520042	23.00	23.00	23.00	0.13
				2500.20	520084	23.00	23.00	23.00	0.13
	DFT-s-OFDM 16QAM	1	1	2496.00	520000	22.70	22.70	22.70	0.15
				2498.10	520042	22.70	22.70	22.70	0.15
				2500.20	520084	22.70	22.70	22.70	0.15
	CP-QPSK OFDM	1	1	2496.00	520000	22.70	22.70	22.70	0.15
				2498.10	520042	22.70	22.70	22.70	0.15
				2500.20	520084	22.70	22.70	22.70	0.15

SSG/Mkr	Modulation	RB Size	RB Offset	Frequency (MHz)	Channel	Conducted power (dBm)	Conducted power (dBm)	Target Power + Max. Tolerance (dBm)	sqrt(Sensor per SAR/PD dB)
80	CP-OFDM	1	0	2496.00	520000	23.00	23.00	23.00	0
				2498.10	520042	23.00	23.00	23.00	0
				2500.20	520084	23.00	23.00	23.00	0
			137	2496.00	520000	23.00	23.00	23.00	0
				2498.10	520042	23.00	23.00	23.00	0
				2500.20	520084	23.00	23.00	23.00	0
			275	2496.00	520000	23.00	23.00	23.00	0
				2498.10	520042	23.00	23.00	23.00	0
				2500.20	520084	23.00	23.00	23.00	0
		135	0	2496.00	520000	23.00	23.00	23.00	0
				2498.10	520042	23.00	23.00	23.00	0
				2500.20	520084	23.00	23.00	23.00	0
			67	2496.00	520000	23.00	23.00	23.00	0
				2498.10	520042	23.00	23.00	23.00	0
				2500.20	520084	23.00	23.00	23.00	0
			135	2496.00	520000	23.00	23.00	23.00	0
				2498.10	520042	23.00	23.00	23.00	0
				2500.20	520084	23.00	23.00	23.00	0
		270	0	2496.00	520000	23.00	23.00	23.00	0
				2498.10	520042	23.00	23.00	23.00	0
				2500.20	520084	23.00	23.00	23.00	0
	DFT-s-OFDM QPSK	1	0	2496.00	520000	23.00	23.00	23.00	0.13
				2498.10	520042	23.00	23.00	23.00	0.13
				2500.20	520084	23.00	23.00	23.00	0.13
			137	2496.00	520000	23.00	23.00	23.00	0.13
				2498.10	520042	23.00	23.00	23.00	0.13
				2500.20	520084	23.00	23.00	23.00	0.13
			275	2496.00	520000	23.00	23.00	23.00	0.13
				2498.10	520042	23.00	23.00	23.00	0.13
				2500.20	520084	23.00	23.00	23.00	0.13
		135	0	2496.00	520000	23.00	23.00	23.00	0.13
				2498.10	520042	23.00	23.00	23.00	0.13
				2500.20	520084	23.00	23.00	23.00	0.13
			67	2496.00	520000	23.00	23.00	23.00	0.13
				2498.10	520042	23.00	23.00	23.00	0.13
				2500.20	520084	23.00	23.00	23.00	0.13
			135	2496.00	520000	23.00	23.00	23.00	0.13
				2498.10	520042	23.00	23.00	23.00	0.13
				2500.20	520084	23.00	23.00	23.00	0.13
		270	0	2496.00	520000	23.00	23.00	23.00	0.13
				2498.10	520042	23.00	23.00	23.00	0.13
				2500.20	520084	23.00	23.00	23.00	0.13
	DFT-s-OFDM 16QAM	1	1	2496.00	520000	22.70	22.70	22.70	0.15
				2498.10	520042	22.70	22.70	22.70	0.15
				2500.20	520084	22.70	22.70	22.70	0.15
	CP-QPSK OFDM	1	1	2496.00	520000	22.70	22.70	22.70	0.15
				2498.10	520042	22.70	22.70	22.70	0.15
				2500.20	520084	22.70	22.70	22.70	0.15

SSG/Mkr	Modulation	RB Size	RB Offset	Frequency (MHz)	Channel	Conducted power (dBm)	Conducted power (dBm)	Target Power + Max. Tolerance (dBm)	sqrt(Sensor per SAR/PD dB)
60	CP-OFDM	1	0	2496.00	520000	23.00	23.00	23.00	0
				2498.10	520042	23.00	23.00	23.00	0
				2500.20	520084	23.00	23.00	23.00	0
			137	2496.00	520000	23.00	23.00	23.00	0
				2498.10	520042	23.00	23.00	23.00	0
				2500.20	520084	23.00	23.00	23.00	0
			275	2496.00	520000	23.00	23.00	23.00	0
				2498.10	520042	23.00	23.00	23.00	0
				2500.20	520084	23.00	23.00	23.00	0
		134	0	2496.00	520000	23.00	23.00	23.00	0
				2498.10	520042	23.00	23.00	23.00	0
				2500.20	520084	23.00	23.00	23.00	0
			67	2496.00	520000	23.00	23.00	23.00	0
				2498.10	520042	23.00	23.00	23.00	0
				2500.20	520084	23.00	23.00	23.00	0
			134	2496.00	520000	23.00	23.00	23.00	0
				2498.10	520042	23.00	23.00	23.00	0
				2500.20	520084	23.00	23.00	23.00	0
		270	0	2496.00	520000	23.00	23.00	23.00	0
				2498.10	520042	23.00	23.00	23.00	0
				2500.20	520084	23.00	23.00	23.00	0
	DFT-s-OFDM QPSK	1	0	2496.00	520000	23.00	23.00	23.00	0.13
				2498.10	520042	23.00	23.00	23.00	0.13
				2500.20	520084	23.00	23.00	23.00	0.13
			137	2496.00	520000	23.00	23.00	23.00	0.13
				2498.10	520042	23.00	23.00	23.00	0.13
				2500.20	520084	23.00	23.00	23.00	0.13
			275	2496.00	520000	23.00	23.00	23.00	0.13
				2498.10	520042	23.00	23.00	23.00	0.13
				2500.20	520084	23.00	23.00	23.00	0.13
		134	0	2496.00	520000	23.00	23.00	23.00	0.13
				2498.10	520042	23.00	23.00	23.00	0.13
				2500.20	520084	23.00	23.00	23.00	0.13
			67	2496.00	520000	23.00	23.00	23.00	0.13
				2498.10	520042	23.00	23.00	23.00	0.13
				2500.20	520084	23.00	23.00	23.00	0.13
			134	2496.00	520000	23.00	23.00	23.00	0.13
				2498.10	520042	23.00	23.00	23.00	0.13
				2500.20	520084	23.00	23.00	23.00	0.13
		270	0	2496.00	520000	23.00	23.00	23.00	0.13
				2498.10	520042	23.00	23.00	23.00	0.13
				2500.20	520084	23.00	23.00	23.00	0.13
	DFT-s-OFDM 16QAM	1	1	2496.00	520000	22.70	22.70	22.70	0.15
				2498.10	520042	22.70	22.70	22.70	0.15
				2500.20	520084	22.70	22.70	22.70	0.15
	CP-QPSK OFDM	1	1	2496.00	520000	22.70	22.70	22.70	0.15
				2498.10	520042	22.70	22.70	22.70	0.15
				2500.20	520084	22.70	22.70	22.70	0.15

SSG/Mkr	Modulation	RB Size	RB Offset	Frequency (MHz)	Channel	Conducted power (dBm)	Conducted power (dBm)	Target Power + Max. Tolerance (dBm)	sqrt(Sensor per SAR/PD dB)
50	CP-OFDM	1	0	2496.00	520000	23.00	23.00	23.00	0
				2498.10	520042	23.00	23.00	23.00	0
				2500.20	520084	23.00	23.00	23.00	0
			137	2496.00	520000	23.00	23.00	23.00	0
				2498.10	520042	23.00	23.00	23.00	0
				2500.20	520084	23.00	23.00	23.00	0
			275	2496.00	520000	23.00	23.00	23.00	0
				2498.10	520042	23.00	23.00	23.00	0
				2500.20	520084	23.00	23.00	23.00	0
		133	0	2496.00	520000	23.00	23.00	23.00	0
				2498.10	520042	23.00	23.00	23.00	0
				2500.20	520084	23.00	23.00	23.00	0
			66	2496.00	520000	23.00	23.00	23.00	0
				2498.10	520042	23.00	23.00	23.00	0
				2500.20	520084	23.00	23.00	23.00	0
			133	2496.00	520000	23.00	23.00	23.00	0
				2498.10	520042	23.00	23.00	23.00	0
				2500.20	520084	23.00	23.00	23.00	0
		270	0	2496.00	520000	23.00	23.00	23.00	0
				2498.10	520042	23.00	23.00	23.00	0
				2500.20	520084	23.00	23.00	23.00	0
	DFT-s-OFDM QPSK	1	0	2496.00	520000	23.00	23.00	23.00	0.13
				2498.10	520042	23.00	23.00	23.00	0.13
				2500.20	520084	23.00	23.00	23.00	0.13
			137	2496.00	520000	23.00	23.00	23.00	0.13
				2498.10	520042	23.00	23.00	23.00	0.13
				2500.20	520084	23.00	23.00	23.00	0.13
			275	2496.00	520000	23.00	23.00	23.00	0.13
				2498.10	520042	23.00	23.00	23.00	0.13
				2500.20	520084	23.00	23.00	23.00	0.13
		133	0	2496.00	520000	23.00	23.00	23.00	0.13
				2498.10	520042	23.00	23.00	23.00	0.13
				2500.20	520084	23.00	23.00	23.00	0.13
			66	2496.00	520000	23.00	23.00	23.00	0.13
				2498.10	520042	23.00	23.00	23.00	0.13
				2500.20	520084	23.00	23.00	23.00	0.13
			133	2496.00	520000	23.00	23.00	23.00	0.13
				2498.10	520042	23.00	23.00	23.00	0.13
				2500.20	520084	23.00	23.00	23.00	0.13
		270	0	2496.00	520000	23.00	23.00	23.00	0.13
				2498.10	520042	23.00	23.00	23.00	0.13
				2500.20	520084	23.00	23.00	23.00	0.13
	DFT-s-OFDM 16QAM	1	1	2496.00	520000	22.70	22.70	22.70	0.15
				2498.10	520042	22.70	22.70	22.70	0.15
				2500.20	520084	22.70	22.70	22.70	0.15
	CP-QPSK OFDM	1	1	2496.00	520000	22.70	22.70	22.70	0.15
				2498.10	520042	22.70	22.70	22.70	0.15
				2500.20	520084	22.70	22.70	22.70	0.15

SSG/Mkr	Modulation	RB Size	RB Offset	Frequency (MHz)	Channel	Conducted power (dBm)	Conducted power (dBm)	Target Power + Max. Tolerance (dBm)	sqrt(Sensor per SAR/PD dB)
40	CP-OFDM	1	0	2496.00	520000	23.00	23.00	23.00	0
				2498.10	520042	23.00	23.00	23.00	0
				2500.20	520084	23.00	23.00	23.00	0
			137	2496.00	520000	23.00	23.00	23.00	0
				2498.10	520042	23.00	23.00	23.00	0
				2500.20	520084	23.00	23.00	23.00	0
			275	2496.00	520000	23.00	23.00	23.00	0
				2498.10	520042	23.00	23.00	23.00	0
				2500.20	520084	23.00	23.00	23.00	0
		132	0	2496.00	520000	23.00	23.00	23.00	0
				2498.10	520042	23.00	23.00	23.00	0
				2500.20	520084	23.00	23.00	23.00	0
			66	2496.00	520000	23.00	23.00	23.00	0
				2498.10	520042	23.00	23.00	23.00	0
				2500.20	520084	23.00	23.00	23.00	0
			132	2496.00	520000	23.00	23.00	23.00	0
				2498.10	520042	23.00	23.00	23.00	0
				2500.20	520084	23.00	23.00	23.00	0
		270	0	2496.00	520000	23.00	23.00	23.00	0
				2498.10	520042	23.00	23.00	23.00	0
				2500.20	520084	23.00	23.00	23.00	0
	DFT-s-OFDM QPSK	1	0	2496.00	520000	23.00	23.00	23.00	0.13
				2498.10	520042	23.00	23.00	23.00	0.13
				2500.20	520084	23.00	23.00	23.00	0.13
			137	2496.00	520000	23.00	23.00	23.00	0.13
				2498.10	520042	23.00	23.00	23.00	0.13
				2500.20	520084	23.00	23.00	23.00	0.13
			275	2496.00	520000	23.00	23.00	23.00	0.13
				2498.10	520042	23.00	23.00	23.00	0.13
				2500.20	520084	23.00	23.00	23.00	0.13
		132	0	2496.00	520000	23.00	23.00	23.00	0.13
				2498.10	520042	23.00	23.00	23.00	0.13
				2500.20	520084	23.00	23.00	23.00	0.13
			66	2496.00	520000	23.00	23.00	23.00	0.13
				2498.10	520042	23.00	23.00	23.00	0.13
				2500.20	520084	23.00	23.00	23.00	0.13
			132	2496.00	520000	23.00	23.00	23.00	0.13
				2498.10	520042	23.00	23.00	23.00	0.13
				2500.20	520084	23.00	23.00	23.00	0.13
		270	0	2496.00	520000	23.00	23.00	23.00	0.13
				2498.10	520042	23.00	23.00	23.00	0.13
				2500.20	520084	23.00	23.00	23.00	0.13
	DFT-s-OFDM 16QAM	1	1	2496.00	520000	22.70	22.70	22.70	0.15
				2498.10	520042	22.70	22.70	22.70	0.15
				2500.20	520084	22.70	22.70	22.70	0.15
	CP-QPSK OFDM	1	1	2496.00	520000	22.70	22.70	22.70	0.15
				2498.10	520042	22.70	22.70	22.70	0.15
				2500.20	520084	22.70	22.70	22.70	0.15

SSG/Mkr	Modulation	RB Size	RB Offset	Frequency (MHz)	Channel	Conducted power (dBm)	Conducted power (dBm)	Target Power + Max. Tolerance (dBm)	sqrt(Sensor per SAR/PD dB)
30	CP-OFDM	1	0	2496.00	520000	23.00	23.00	23.00	0
				2498.10	520042	23.00	23.00	23.00	0
				2500.20	520084	23.00	23.00	23.00	0
			137	2496.00	520000	23.00	23.00	23.00	0
				2498.10	520042	23.00	23.00	23.00	0
				2500.20	520084	23.00	23.00	23.00	0
			275	2496.00	520000	23.00	23.00	23.00	0
				2498.10	520042	23.00	23.00	23.00	0
				2500.20	520084	23.00	23.00	23.00	0
		131	0	2496.00	520000	23.00	23.00	23.00	0
				2498.10	520042	23.00	23.00	23.00	0
				2500.20	520084	23.00	23.00	23.00	0
			65	2496.00	520000	23.00	23.00	23.00	0
				2498.10	520042	23.00	23.00	23.00	0
				2500.20	520084	23.00	23.00	23.00	0
			131	2496.00	520000	23.00	23.00	23.00	0
				2498.10	520042	23.00	23.00	23.00	0
				2500.20	520084	23.00	23.00	23.00	0
		270	0	2496.00	520000	23.00	23.00	23.00	0
				2498.10	520042	23.00	23.00	23.00	0
				2500.20	520084	23.00	23.00	23.00	0
	DFT-s-OFDM QPSK	1	0	2496.00	520000	23.00	23.00	23.00	0.13
				2498.10	520042	23.00	23.00	23.00	0.13
				2500.20	520084	23.00	23.00	23.00	0.13
			137	2496.00	520000	23.00	23.00	23.00	0.13
				2498.10	520042	23.00	23.00	23.00	0.13
				2500.20	520084	23.00	23.00	23.00	0.13
			275	2496.00	520000	23.00	23.00	23.00	0.13
				2498.10	520042	23.00	23.00	23.00	0.13
				2500.20	520084	23.00	23.00	23.00	0.13
		131	0	2496.00	520000	23.00	23.00	23.00	0.13
				2498.10	520042	23.00	23.00	23.00	0.13
				2500.20	520084	23.00	23.00	23.00	0.13
			65	2496.00	520000	23.00	23.00	23.00	0.13
				2498.10	520042	23.00	23.00	23.00	0.13
				2500.20	520084	23.00	23.00	23.00	0.13
			131	2496.00	520000	23.00	23.00	23.00	0.13
				2498.10	520042	23.00	23.00	23.00	0.13
				2500.20	520084	23.00	23.00	23.00	0.13
		270	0	2496.00	520000	23.00	23.00	23.00	0.13
				2498.10	520042	23.00	23.00	23.00	0.13
				2500.20	520084	23.00	23.00	23.00	0.13
	DFT-s-OFDM 16QAM	1	1	2496.00	520000	22.70	22.70	22.70	0.15
				2498.10	520042	22.70	22.70	22.70	0.15
				2500.20	520084	22.70	22.70	22.70	0.15
	CP-QPSK OFDM	1	1	2496.00	520000	22.70	22.70	22.70	0.15
				2498.10	520042	22.70	22.70	22.70	0.15
				2500.20	520084	22.70	22.70	22.70	0.15

Head LAT & Body

SSG/Mkr	Modulation	RB Size	RB Offset	Frequency (MHz)	Channel	Conducted power (dBm)	Conducted power (dBm)	Target Power + Max. Tolerance (dBm)	sqrt(Sensor per SAR/PD dB)
100	CP-OFDM	1	0	2496.00	520000	23.00	23.00	23.00	0
				2498.10	520042	23.00	23.00	23.00	0
				2500.20	520084	23.00	23.00	23.00	0
			137	2496.00	520000	23.00	23.00	23.00	0
				2498.10	520042	23.00	23.00

ENDC_5G NR n2 / n5 / n41 / n66 / n71 power table:

n2_15kHz
ENDC without WLAN_LAT

NR Band n2								
BW(Mhz)	Modulation	RB Size	RB Offset	Frequency (MHz)	Channel	Conducted power (dBm)	Target Power + Max. Tolerance (dBm)	MPR Allowed per 3GPP(dB)
20	DTF-s-BPSK OFDM	1	1	1860	372000	22.13	22.50	0
				1880	376000	22.06	22.50	0
				1900	380000	22.03	22.50	0
			53	1860	372000	22.20	22.50	0
				1880	376000	22.05	22.50	0
				1900	380000	22.18	22.50	0
			104	1860	372000	22.06	22.50	0
				1880	376000	22.01	22.50	0
				1900	380000	22.19	22.50	0
		50	0	1860	372000	22.02	22.50	0
				1880	376000	22.20	22.50	0
				1900	380000	22.18	22.50	0
			28	1860	372000	22.02	22.50	0
				1880	376000	22.02	22.50	0
				1900	380000	22.14	22.50	0
			56	1860	372000	22.13	22.50	0
				1880	376000	22.16	22.50	0
				1900	380000	22.15	22.50	0
		100	0	1860	372000	21.65	22.00	0-0.5
				1880	376000	21.70	22.00	0-0.5
				1900	380000	21.68	22.00	0-0.5
	DTF-s-QPSK OFDM	1	1	1860	372000	22.29	22.50	0
				1880	376000	22.26	22.50	0
				1900	380000	22.24	22.50	0
			53	1860	372000	22.37	22.50	0
				1880	376000	22.45	22.50	0
				1900	380000	22.35	22.50	0
			104	1860	372000	22.34	22.50	0
				1880	376000	22.31	22.50	0
				1900	380000	22.33	22.50	0
		50	0	1860	372000	22.09	22.50	0
				1880	376000	22.19	22.50	0
				1900	380000	22.12	22.50	0
			28	1860	372000	22.28	22.50	0
				1880	376000	22.34	22.50	0
				1900	380000	22.17	22.50	0
			56	1860	372000	22.14	22.50	0
				1880	376000	22.15	22.50	0
				1900	380000	22.20	22.50	0
		100	0	1860	372000	21.21	21.50	0-1
				1880	376000	21.22	21.50	0-1
				1900	380000	21.34	21.50	0-1
	DTF-s-QPSK 16QAM	1	1	1860	372000	21.09	21.50	0-1
				1880	376000	21.12	21.50	0-1
				1900	380000	21.16	21.50	0-1
	CP-QPSK OFDM	1 RB	1	1860	372000	20.64	21.00	0-1.5
				1880	376000	20.67	21.00	0-1.5
				1900	380000	20.52	21.00	0-1.5

NR Band n2								
BW(Mhz)	Modulation	RB Size	RB Offset	Frequency (MHz)	Channel	Conducted power (dBm)	Target Power + Max. Tolerance (dBm)	MPR Allowed per 3GPP(dB)
15	DTF-s-BPSK OFDM	1	1	1857.5	371500	22.08	22.50	0
				1880	376000	22.16	22.50	0
				1902.5	380500	22.02	22.50	0
			40	1857.5	371500	22.03	22.50	0
				1880	376000	22.13	22.50	0
				1902.5	380500	22.15	22.50	0
			77	1857.5	371500	22.18	22.50	0
				1880	376000	22.18	22.50	0
				1902.5	380500	22.11	22.50	0
		36	0	1857.5	371500	22.17	22.50	0
				1880	376000	22.20	22.50	0
				1902.5	380500	22.17	22.50	0
			22	1857.5	371500	22.11	22.50	0
				1880	376000	22.12	22.50	0
				1902.5	380500	22.15	22.50	0
			43	1857.5	371500	22.09	22.50	0
				1880	376000	22.04	22.50	0
				1902.5	380500	22.07	22.50	0
		75	0	1857.5	371500	21.63	22.00	0-0.5
				1880	376000	21.59	22.00	0-0.5
				1902.5	380500	21.65	22.00	0-0.5
	DTF-s-QPSK OFDM	1	1	1857.5	371500	22.20	22.50	0
				1880	376000	22.15	22.50	0
				1902.5	380500	22.08	22.50	0
			40	1857.5	371500	22.05	22.50	0
				1880	376000	22.01	22.50	0
				1902.5	380500	22.10	22.50	0
			77	1857.5	371500	22.01	22.50	0
				1880	376000	22.09	22.50	0
				1902.5	380500	22.10	22.50	0
		36	0	1857.5	371500	22.12	22.50	0
				1880	376000	22.08	22.50	0
				1902.5	380500	22.12	22.50	0
			22	1857.5	371500	22.09	22.50	0
				1880	376000	22.08	22.50	0
				1902.5	380500	22.10	22.50	0
			43	1857.5	371500	22.08	22.50	0
				1880	376000	22.08	22.50	0
				1902.5	380500	22.19	22.50	0
		75	0	1857.5	371500	21.18	21.50	0-1
				1880	376000	21.04	21.50	0-1
				1902.5	380500	21.16	21.50	0-1
	DTF-s-QPSK 16QAM	1	1	1857.5	371500	21.12	21.50	0-1
				1880	376000	21.06	21.50	0-1
				1902.5	380500	21.11	21.50	0-1
	CP-QPSK OFDM	1	1	1857.5	371500	20.67	21.00	0-1.5
				1880	376000	20.66	21.00	0-1.5
				1902.5	380500	20.58	21.00	0-1.5

NR Band n2								
BW(Mhz)	Modulation	RB Size	RB Offset	Frequency (MHz)	Channel	Conducted power (dBm)	Target Power + Max. Tolerance (dBm)	MPR Allowed per 3GPP(dB)
10	DTF-s-BPSK OFDM	1	1	1855	371000	22.07	22.50	0
				1880	376000	22.06	22.50	0
				1905	381000	22.03	22.50	0
			26	1855	371000	22.09	22.50	0
				1880	376000	22.16	22.50	0
				1905	381000	22.07	22.50	0
			50	1855	371000	22.10	22.50	0
				1880	376000	22.09	22.50	0
				1905	381000	22.05	22.50	0
		25	0	1855	371000	22.05	22.50	0
				1880	376000	22.01	22.50	0
				1905	381000	22.01	22.50	0
			14	1855	371000	22.01	22.50	0
				1880	376000	22.01	22.50	0
				1905	381000	22.16	22.50	0
			27	1855	371000	22.11	22.50	0
				1880	376000	22.14	22.50	0
				1905	381000	22.19	22.50	0
		50	0	1855	371000	21.60	22.00	0-0.5
				1880	376000	21.61	22.00	0-0.5
				1905	381000	21.58	22.00	0-0.5
	DTF-s-QPSK OFDM	1	1	1855	371000	22.09	22.50	0
				1880	376000	22.05	22.50	0
				1905	381000	22.16	22.50	0
			26	1855	371000	22.19	22.50	0
				1880	376000	22.18	22.50	0
				1905	381000	22.16	22.50	0
			50	1855	371000	22.07	22.50	0
				1880	376000	22.10	22.50	0
				1905	381000	22.05	22.50	0
		25	0	1855	371000	22.01	22.50	0
				1880	376000	22.11	22.50	0
				1905	381000	22.02	22.50	0
			14	1855	371000	22.20	22.50	0
				1880	376000	22.05	22.50	0
				1905	381000	22.16	22.50	0
			27	1855	371000	22.07	22.50	0
				1880	376000	22.16	22.50	0
				1905	381000	22.01	22.50	0
		50	0	1855	371000	21.06	21.50	0-1
				1880	376000	21.17	21.50	0-1
				1905	381000	21.15	21.50	0-1
	DTF-s-QPSK 16QAM	1	1	1855	371000	21.14	21.50	0-1
				1880	376000	21.09	21.50	0-1
				1905	381000	21.04	21.50	0-1
	CP-QPSK OFDM	1	1	1855	371000	20.60	21.00	0-1.5
				1880	376000	20.67	21.00	0-1.5
				1905	381000	20.56	21.00	0-1.5

NR Band n2								
BW(Mhz)	Modulation	RB Size	RB Offset	Frequency (MHz)	Channel	Conducted power (dBm)	Target Power + Max. Tolerance (dBm)	MPR Allowed per 3GPP(dB)
5	DTF-s-BPSK OFDM	1	1	1852.5	370500	22.04	22.50	0
				1880	376000	22.06	22.50	0
				1907.5	381500	22.02	22.50	0
			13	1852.5	370500	22.15	22.50	0
				1880	376000	22.13	22.50	0
				1907.5	381500	22.16	22.50	0
			23	1852.5	370500	22.07	22.50	0
				1880	376000	22.10	22.50	0
				1907.5	381500	22.06	22.50	0
		12	0	1852.5	370500	22.18	22.50	0
				1880	376000	22.19	22.50	0
				1907.5	381500	22.15	22.50	0
			7	1852.5	370500	22.17	22.50	0
				1880	376000	22.14	22.50	0
				1907.5	381500	22.13	22.50	0
			13	1852.5	370500	22.06	22.50	0
				1880	376000	22.13	22.50	0
				1907.5	381500	22.11	22.50	0
		25	0	1852.5	370500	21.61	22.00	0-0.5
				1880	376000	21.65	22.00	0-0.5
				1907.5	381500	21.64	22.00	0-0.5
	DTF-s-QPSK OFDM	1	1	1852.5	370500	22.12	22.50	0
				1880	376000	22.16	22.50	0
				1907.5	381500	22.06	22.50	0
			13	1852.5	370500	22.15	22.50	0
				1880	376000	22.05	22.50	0
				1907.5	381500	22.06	22.50	0
			23	1852.5	370500	22.15	22.50	0
				1880	376000	22.15	22.50	0
				1907.5	381500	22.16	22.50	0
		12	0	1852.5	370500	22.07	22.50	0
				1880	376000	22.14	22.50	0
				1907.5	381500	22.13	22.50	0
			7	1852.5	370500	22.04	22.50	0
				1880	376000	22.06	22.50	0
				1907.5	381500	22.15	22.50	0
			13	1852.5	370500	22.18	22.50	0
				1880	376000	22.09	22.50	0
				1907.5	381500	22.19	22.50	0
		25	0	1852.5	370500	21.01	21.50	0-1
				1880	376000	21.19	21.50	0-1
				1907.5	381500	21.07	21.50	0-1
	DTF-s-QPSK 16QAM	1	1	1852.5	370500	21.17	21.50	0-1
				1880	376000	21.01	21.50	0-1
				1907.5	381500	21.06	21.50	0-1
	CP-QPSK OFDM	1	1	1852.5	370500	20.52	21.00	0-1.5
				1880	376000	20.65	21.00	0-1.5
				1907.5	381500	20.51	21.00	0-1.5

Unless otherwise stated the results shown in this test report refer only to the sample(s) tested and such sample(s) are retained for 90 days only.
除非另有說明，此報告結果僅對測試之樣品負責，同時此樣品僅保留90天。本報告未經本公司書面許可，不可部份複製。
This document is issued by the Company subject to its General Conditions of Service printed overleaf, available on request or accessible at http://www.sgs.com.tw/Terms-and-Conditions and for electronic format documents, subject to Terms and Conditions for Electronic Documents at http://www.sgs.com.tw/Terms-and-Conditions. Attention is drawn to the limitation of liability, indemnification and jurisdiction issues defined therein. Any holder of this document is advised that information contained hereon reflects the Company's findings at the time of its intervention only and within the limits of Client's instructions, if any. The Company's sole responsibility is to its Client and this document does not exonerate parties to a transaction from exercising all their rights and obligations under the transaction documents. This document cannot be reproduced except in full, without prior written approval of the Company. Any unauthorized alteration, forgery or falsification of the content or appearance of this document is unlawful and offenders may be prosecuted to the fullest extent of the law.

n5_15kHz
ENDC without WLAN

NR Band n5

BW(Mhz)	Modulation	RB Size	RB Offset	Frequency (MHz)	Channel	Conducted power (dBm)	Target Power + Max. Tolerance (dBm)	MPR Allowed per 3GPP(dB)
20	DTF-s-BPSK OFDM	1	1	834	166800	23.17	24.50	0
				836.5	167300	23.13	24.50	0
				839	167800	23.13	24.50	0
			53	834	166800	23.21	24.50	0
				836.5	167300	23.24	24.50	0
				839	167800	23.12	24.50	0
			104	834	166800	23.18	24.50	0
				836.5	167300	23.11	24.50	0
				839	167800	23.20	24.50	0
		50	0	834	166800	23.17	24.50	0
				836.5	167300	23.19	24.50	0
				839	167800	23.12	24.50	0
			28	834	166800	23.10	24.50	0
				836.5	167300	23.19	24.50	0
				839	167800	23.16	24.50	0
			56	834	166800	23.24	24.50	0
				836.5	167300	23.21	24.50	0
				839	167800	23.19	24.50	0
		100	0	834	166800	22.64	24.00	0-0.5
				836.5	167300	22.57	24.00	0-0.5
				839	167800	22.61	24.00	0-0.5
	DTF-s-QPSK OFDM	1	1	834	166800	23.01	24.50	0
				836.5	167300	22.95	24.50	0
				839	167800	22.88	24.50	0
			53	834	166800	23.02	24.50	0
				836.5	167300	23.28	24.50	0
				839	167800	23.06	24.50	0
			104	834	166800	22.72	24.50	0
				836.5	167300	22.73	24.50	0
				839	167800	22.68	24.50	0
		50	0	834	166800	23.06	24.50	0
				836.5	167300	23.07	24.50	0
				839	167800	23.10	24.50	0
			28	834	166800	23.21	24.50	0
				836.5	167300	23.24	24.50	0
				839	167800	23.18	24.50	0
			56	834	166800	23.14	24.50	0
				836.5	167300	23.12	24.50	0
				839	167800	23.14	24.50	0
		100	0	834	166800	22.10	23.50	0-1
				836.5	167300	22.12	23.50	0-1
				839	167800	22.09	23.50	0-1
	DTF-s-QPSK 16QAM	1	1	834	166800	22.08	23.50	0-1
				836.5	167300	22.22	23.50	0-1
				839	167800	22.21	23.50	0-1
	CP-QPSK OFDM	1 RB	1	834	166800	21.58	23.00	0-1.5
				836.5	167300	21.62	23.00	0-1.5
				839	167800	21.65	23.00	0-1.5

NR Band n5

BW(Mhz)	Modulation	RB Size	RB Offset	Frequency (MHz)	Channel	Conducted power (dBm)	Target Power + Max. Tolerance (dBm)	MPR Allowed per 3GPP(dB)
15	DTF-s-BPSK OFDM	1	1	831.5	166300	23.25	24.50	0
				836.5	167300	23.12	24.50	0
				841.5	168300	23.19	24.50	0
			40	831.5	166300	23.17	24.50	0
				836.5	167300	23.08	24.50	0
				841.5	168300	23.19	24.50	0
			77	831.5	166300	23.14	24.50	0
				836.5	167300	23.08	24.50	0
				841.5	168300	23.24	24.50	0
		36	0	831.5	166300	23.21	24.50	0
				836.5	167300	23.15	24.50	0
				841.5	168300	23.09	24.50	0
			22	831.5	166300	23.11	24.50	0
				836.5	167300	23.19	24.50	0
				841.5	168300	23.20	24.50	0
			43	831.5	166300	23.20	24.50	0
				836.5	167300	23.11	24.50	0
				841.5	168300	23.22	24.50	0
		75	0	831.5	166300	22.58	24.00	0-0.5
				836.5	167300	22.57	24.00	0-0.5
				841.5	168300	22.61	24.00	0-0.5
	DTF-s-QPSK OFDM	1	1	831.5	166300	23.13	24.50	0
				836.5	167300	23.12	24.50	0
				841.5	168300	23.09	24.50	0
			40	831.5	166300	23.11	24.50	0
				836.5	167300	23.15	24.50	0
				841.5	168300	23.16	24.50	0
			77	831.5	166300	23.22	24.50	0
				836.5	167300	23.24	24.50	0
				841.5	168300	23.15	24.50	0
		36	0	831.5	166300	23.13	24.50	0
				836.5	167300	23.07	24.50	0
				841.5	168300	23.18	24.50	0
			22	831.5	166300	23.08	24.50	0
				836.5	167300	23.15	24.50	0
				841.5	168300	23.15	24.50	0
			43	831.5	166300	23.17	24.50	0
				836.5	167300	23.22	24.50	0
				841.5	168300	23.11	24.50	0
		75	0	831.5	166300	22.06	23.50	0-1
				836.5	167300	22.14	23.50	0-1
				841.5	168300	22.23	23.50	0-1
	DTF-s-QPSK 16QAM	1	1	831.5	166300	22.06	23.50	0-1
				836.5	167300	22.09	23.50	0-1
				841.5	168300	22.07	23.50	0-1
	CP-QPSK OFDM	1	1	831.5	166300	21.56	23.00	0-1.5
				836.5	167300	21.70	23.00	0-1.5
				841.5	168300	21.66	23.00	0-1.5

NR Band n5

BW(Mhz)	Modulation	RB Size	RB Offset	Frequency (MHz)	Channel	Conducted power (dBm)	Target Power + Max. Tolerance (dBm)	MPR Allowed per 3GPP(dB)
10	DTF-s-BPSK OFDM	1	1	829	165800	23.23	24.50	0
				836.5	167300	23.24	24.50	0
				844	168800	23.25	24.50	0
			26	829	165800	23.22	24.50	0
				836.5	167300	23.25	24.50	0
				844	168800	23.16	24.50	0
			50	829	165800	23.06	24.50	0
				836.5	167300	23.08	24.50	0
				844	168800	23.20	24.50	0
		25	0	829	165800	23.14	24.50	0
				836.5	167300	23.15	24.50	0
				844	168800	23.11	24.50	0
			14	829	165800	23.19	24.50	0
				836.5	167300	23.20	24.50	0
				844	168800	23.20	24.50	0
			27	829	165800	23.14	24.50	0
				836.5	167300	23.14	24.50	0
				844	168800	23.24	24.50	0
		50	0	829	165800	22.65	24.00	0-0.5
				836.5	167300	22.58	24.00	0-0.5
				844	168800	22.56	24.00	0-0.5
	DTF-s-QPSK OFDM	1	1	829	165800	23.14	24.50	0
				836.5	167300	23.23	24.50	0
				844	168800	23.17	24.50	0
			26	829	165800	23.07	24.50	0
				836.5	167300	23.16	24.50	0
				844	168800	23.14	24.50	0
			50	829	165800	23.06	24.50	0
				836.5	167300	23.12	24.50	0
				844	168800	23.10	24.50	0
		25	0	829	165800	23.17	24.50	0
				836.5	167300	23.12	24.50	0
				844	168800	23.25	24.50	0
			14	829	165800	23.24	24.50	0
				836.5	167300	23.25	24.50	0
				844	168800	23.24	24.50	0
			27	829	165800	23.21	24.50	0
				836.5	167300	23.23	24.50	0
				844	168800	23.16	24.50	0
		50	0	829	165800	22.17	23.50	0-1
				836.5	167300	22.06	23.50	0-1
				844	168800	22.06	23.50	0-1
	DTF-s-QPSK 16QAM	1	1	829	165800	22.13	23.50	0-1
				836.5	167300	22.08	23.50	0-1
				844	168800	22.12	23.50	0-1
	CP-QPSK OFDM	1	1	829	165800	21.69	23.00	0-1.5
				836.5	167300	21.69	23.00	0-1.5
				844	168800	21.67	23.00	0-1.5

NR Band n5

BW(Mhz)	Modulation	RB Size	RB Offset	Frequency (MHz)	Channel	Conducted power (dBm)	Target Power + Max. Tolerance (dBm)	MPR Allowed per 3GPP(dB)
5	DTF-s-BPSK OFDM	1	1	826.5	165300	23.10	24.50	0
				836.5	167300	23.11	24.50	0
				846.5	169300	23.12	24.50	0
			13	826.5	165300	23.17	24.50	0
				836.5	167300	23.18	24.50	0
				846.5	169300	23.24	24.50	0
			23	826.5	165300	23.08	24.50	0
				836.5	167300	23.07	24.50	0
				846.5	169300	23.22	24.50	0
		12	0	826.5	165300	23.15	24.50	0
				836.5	167300	23.06	24.50	0
				846.5	169300	23.08	24.50	0
			7	826.5	165300	23.14	24.50	0
				836.5	167300	23.09	24.50	0
				846.5	169300	23.22	24.50	0
			13	826.5	165300	23.10	24.50	0
				836.5	167300	23.13	24.50	0
				846.5	169300	23.14	24.50	0
		25	0	826.5	165300	22.73	24.00	0-0.5
				836.5	167300	22.57	24.00	0-0.5
				846.5	169300	22.62	24.00	0-0.5
	DTF-s-QPSK OFDM	1	1	826.5	165300	23.20	24.50	0
				836.5	167300	23.18	24.50	0
				846.5	169300	23.22	24.50	0
			13	826.5	165300	23.20	24.50	0
				836.5	167300	23.22	24.50	0
				846.5	169300	23.24	24.50	0
			23	826.5	165300	23.07	24.50	0
				836.5	167300	23.06	24.50	0
				846.5	169300	23.19	24.50	0
		12	0	826.5	165300	23.25	24.50	0
				836.5	167300	23.23	24.50	0
				846.5	169300	23.11	24.50	0
			7	826.5	165300	23.16	24.50	0
				836.5	167300	23.15	24.50	0
				846.5	169300	23.15	24.50	0
			13	826.5	165300	23.06	24.50	0
				836.5	167300	23.18	24.50	0
				846.5	169300	23.14	24.50	0
		25	0	826.5	165300	22.22	23.50	0-1
				836.5	167300	22.22	23.50	0-1
				846.5	169300	22.13	23.50	0-1
	DTF-s-QPSK 16QAM	1	1	826.5	165300	22.22	23.50	0-1
				836.5	167300	22.17	23.50	0-1
				846.5	169300	22.09	23.50	0-1
	CP-QPSK OFDM	1	1	826.5	165300	21.69	23.00	0-1.5
				836.5	167300	21.73	23.00	0-1.5
				846.5	169300	21.65	23.00	0-1.5

Unless otherwise stated the results shown in this test report refer only to the sample(s) tested and such sample(s) are retained for 90 days only.
除非另有說明，此報告結果僅對測試之樣品負責，同時此樣品僅保留90天。本報告未經本公司書面許可，不可部份複製。
This document is issued by the Company subject to its General Conditions of Service printed overleaf, available on request or accessible at http://www.sgs.com.tw/Terms-and-Conditions and for electronic format documents, subject to Terms and Conditions for Electronic Documents at http://www.sgs.com.tw/Terms-and-Conditions. Attention is drawn to the limitation of liability, indemnification and jurisdiction issues defined therein. Any holder of this document is advised that information contained hereon reflects the Company's findings at the time of its intervention only and within the limits of Client's instructions, if any. The Company's sole responsibility is to its Client and this document does not exonerate parties to a transaction from exercising all their rights and obligations under the transaction documents. This document cannot be reproduced except in full, without prior written approval of the Company. Any unauthorized alteration, forgery or falsification of the content or appearance of this document is unlawful and offenders may be prosecuted to the fullest extent of the law.

n41_30kHz
ENDC without WLAN

BW(MHz)	Modulation	RB Size	RB Offset	Frequency (MHz)	Channel	Conducted power (dBm)	Target Max. Tolerance (dBm)	MPR Allowed per 3GPP (dB)
20	DFT-s-OFDM CP-OFDM	1	0	2496.01	518002	18.67	20.00	0
				2498.01	518202	18.67	20.00	0
				2500.01	518402	18.67	20.00	0
			137	2496.01	518002	18.70	20.00	0
				2498.01	518202	18.70	20.00	0
				2500.01	518402	18.70	20.00	0
			272	2496.01	518002	18.70	20.00	0
				2498.01	518202	18.70	20.00	0
				2500.01	518402	18.70	20.00	0
		50	0	2496.01	518002	18.61	20.00	0
				2498.01	518202	18.61	20.00	0
				2500.01	518402	18.61	20.00	0
			99	2496.01	518002	18.61	20.00	0
				2498.01	518202	18.61	20.00	0
				2500.01	518402	18.61	20.00	0
			198	2496.01	518002	18.61	20.00	0
				2498.01	518202	18.61	20.00	0
				2500.01	518402	18.61	20.00	0
		100	0	2496.01	518002	18.61	20.00	0.015
				2498.01	518202	18.61	20.00	0.015
				2500.01	518402	18.61	20.00	0.015
	CP-OFDM	1	0	2496.01	518002	18.67	20.00	0
				2498.01	518202	18.67	20.00	0
				2500.01	518402	18.67	20.00	0
			137	2496.01	518002	18.70	20.00	0
				2498.01	518202	18.70	20.00	0
				2500.01	518402	18.70	20.00	0
			272	2496.01	518002	18.70	20.00	0
				2498.01	518202	18.70	20.00	0
				2500.01	518402	18.70	20.00	0
		50	0	2496.01	518002	18.61	20.00	0
				2498.01	518202	18.61	20.00	0
				2500.01	518402	18.61	20.00	0
			99	2496.01	518002	18.61	20.00	0
				2498.01	518202	18.61	20.00	0
				2500.01	518402	18.61	20.00	0
			198	2496.01	518002	18.61	20.00	0
				2498.01	518202	18.61	20.00	0
				2500.01	518402	18.61	20.00	0
		100	0	2496.01	518002	18.61	20.00	0.015
				2498.01	518202	18.61	20.00	0.015
				2500.01	518402	18.61	20.00	0.015
	DFT-s-OFDM 16QAM	1	1	2496.01	518002	18.67	20.00	0
				2498.01	518202	18.67	20.00	0
				2500.01	518402	18.67	20.00	0
	CP-OFDM 16QAM	1	1	2496.01	518002	18.67	20.00	0.015
				2498.01	518202	18.67	20.00	0.015
				2500.01	518402	18.67	20.00	0.015

BW(MHz)	Modulation	RB Size	RB Offset	Frequency (MHz)	Channel	Conducted power (dBm)	Target Max. Tolerance (dBm)	MPR Allowed per 3GPP (dB)
15	DFT-s-OFDM CP-OFDM	1	0	2494.01	518002	18.67	20.00	0
				2496.01	518202	18.67	20.00	0
				2498.01	518402	18.67	20.00	0
			137	2494.01	518002	18.70	20.00	0
				2496.01	518202	18.70	20.00	0
				2498.01	518402	18.70	20.00	0
			272	2494.01	518002	18.70	20.00	0
				2496.01	518202	18.70	20.00	0
				2498.01	518402	18.70	20.00	0
		50	0	2494.01	518002	18.61	20.00	0
				2496.01	518202	18.61	20.00	0
				2498.01	518402	18.61	20.00	0
			99	2494.01	518002	18.61	20.00	0
				2496.01	518202	18.61	20.00	0
				2498.01	518402	18.61	20.00	0
			198	2494.01	518002	18.61	20.00	0
				2496.01	518202	18.61	20.00	0
				2498.01	518402	18.61	20.00	0
		100	0	2494.01	518002	18.61	20.00	0.015
				2496.01	518202	18.61	20.00	0.015
				2498.01	518402	18.61	20.00	0.015
	CP-OFDM	1	0	2494.01	518002	18.67	20.00	0
				2496.01	518202	18.67	20.00	0
				2498.01	518402	18.67	20.00	0
			137	2494.01	518002	18.70	20.00	0
				2496.01	518202	18.70	20.00	0
				2498.01	518402	18.70	20.00	0
			272	2494.01	518002	18.70	20.00	0
				2496.01	518202	18.70	20.00	0
				2498.01	518402	18.70	20.00	0
		50	0	2494.01	518002	18.61	20.00	0
				2496.01	518202	18.61	20.00	0
				2498.01	518402	18.61	20.00	0
			99	2494.01	518002	18.61	20.00	0
				2496.01	518202	18.61	20.00	0
				2498.01	518402	18.61	20.00	0
			198	2494.01	518002	18.61	20.00	0
				2496.01	518202	18.61	20.00	0
				2498.01	518402	18.61	20.00	0
		100	0	2494.01	518002	18.61	20.00	0.015
				2496.01	518202	18.61	20.00	0.015
				2498.01	518402	18.61	20.00	0.015
	DFT-s-OFDM 16QAM	1	1	2494.01	518002	18.67	20.00	0
				2496.01	518202	18.67	20.00	0
				2498.01	518402	18.67	20.00	0
	CP-OFDM 16QAM	1	1	2494.01	518002	18.67	20.00	0.015
				2496.01	518202	18.67	20.00	0.015
				2498.01	518402	18.67	20.00	0.015

BW(MHz)	Modulation	RB Size	RB Offset	Frequency (MHz)	Channel	Conducted power (dBm)	Target Max. Tolerance (dBm)	MPR Allowed per 3GPP (dB)
10	DFT-s-OFDM CP-OFDM	1	0	2492.01	518002	18.67	20.00	0
				2494.01	518202	18.67	20.00	0
				2496.01	518402	18.67	20.00	0
			137	2492.01	518002	18.70	20.00	0
				2494.01	518202	18.70	20.00	0
				2496.01	518402	18.70	20.00	0
			272	2492.01	518002	18.70	20.00	0
				2494.01	518202	18.70	20.00	0
				2496.01	518402	18.70	20.00	0
		50	0	2492.01	518002	18.61	20.00	0
				2494.01	518202	18.61	20.00	0
				2496.01	518402	18.61	20.00	0
			99	2492.01	518002	18.61	20.00	0
				2494.01	518202	18.61	20.00	0
				2496.01	518402	18.61	20.00	0
			198	2492.01	518002	18.61	20.00	0
				2494.01	518202	18.61	20.00	0
				2496.01	518402	18.61	20.00	0
		100	0	2492.01	518002	18.61	20.00	0.015
				2494.01	518202	18.61	20.00	0.015
				2496.01	518402	18.61	20.00	0.015
	CP-OFDM	1	0	2492.01	518002	18.67	20.00	0
				2494.01	518202	18.67	20.00	0
				2496.01	518402	18.67	20.00	0
			137	2492.01	518002	18.70	20.00	0
				2494.01	518202	18.70	20.00	0
				2496.01	518402	18.70	20.00	0
			272	2492.01	518002	18.70	20.00	0
				2494.01	518202	18.70	20.00	0
				2496.01	518402	18.70	20.00	0
		50	0	2492.01	518002	18.61	20.00	0
				2494.01	518202	18.61	20.00	0
				2496.01	518402	18.61	20.00	0
			99	2492.01	518002	18.61	20.00	0
				2494.01	518202	18.61	20.00	0
				2496.01	518402	18.61	20.00	0
			198	2492.01	518002	18.61	20.00	0
				2494.01	518202	18.61	20.00	0
				2496.01	518402	18.61	20.00	0
		100	0	2492.01	518002	18.61	20.00	0.015
				2494.01	518202	18.61	20.00	0.015
				2496.01	518402	18.61	20.00	0.015
	DFT-s-OFDM 16QAM	1	1	2492.01	518002	18.67	20.00	0
				2494.01	518202	18.67	20.00	0
				2496.01	518402	18.67	20.00	0
	CP-OFDM 16QAM	1	1	2492.01	518002	18.67	20.00	0.015
				2494.01	518202	18.67	20.00	0.015
				2496.01	518402	18.67	20.00	0.015

BW(MHz)	Modulation	RB Size	RB Offset	Frequency (MHz)	Channel	Conducted power (dBm)	Target Max. Tolerance (dBm)	MPR Allowed per 3GPP (dB)
5	DFT-s-OFDM CP-OFDM	1	0	2491.01	518002	18.67	20.00	0
				2493.01	518202	18.67	20.00	0
				2495.01	518402	18.67	20.00	0
			137	2491.01	518002	18.70	20.00	0
				2493.01	518202	18.70	20.00	0
				2495.01	518402	18.70	20.00	0
			272	2491.01	518002	18.70	20.00	0
				2493.01	518202	18.70	20.00	0
				2495.01	518402	18.70	20.00	0
		50	0	2491.01	518002	18.61	20.00	0
				2493.01	518202	18.61	20.00	0
				2495.01	518402	18.61	20.00	0
			99	2491.01	518002	18.61	20.00	0
				2493.01	518202	18.61	20.00	0
				2495.01	518402	18.61	20.00	0
			198	2491.01	518002	18.61	20.00	0
				2493.01	518202	18.61	20.00	0
				2495.01	518402	18.61	20.00	0
		100	0	2491.01	518002	18.61	20.00	0.015
				2493.01	518202	18.61	20.00	0.015
				2495.01	518402	18.61	20.00	0.015
	CP-OFDM	1	0	2491.01	518002	18.67	20.00	0
				2493.01	518202	18.67	20.00	0
				2495.01	518402	18.67	20.00	0
			137	2491.01	518002	18.70	20.00	0
				2493.01	518202	18.70	20.00	0
				2495.01	518402	18.70	20.00	0
			272	2491.01	518002	18.70	20.00	0
				2493.01	518202	18.70	20.00	0
				2495.01	518402	18.70	20.00	0
		50	0	2491.01	518002	18.61	20.00	0
				2493.01	518202	18.61	20.00	0
				2495.01	518402	18.61	20.00	0
			99	2491.01	518002	18.61	20.00	0
				2493.01	518202	18.61	20.00	0
				2495.01	518402	18.61	20.00	0
			198	2491.01	518002	18.61	20.00	0
				2493.01	518202	18.61	20.00	0
				2495.01	518402	18.61	20.00	0
		100	0	2491.01	518002	18.61	20.00	0.015
				2493.01	518202	18.61	20.00	0.015
				2495.01	518402	18.61	20.00	0.015
	DFT-s-OFDM 16QAM	1	1	2491.01	518002	18.67	20.00	0
				2493.01	518202	18.67	20.00	0
				2495.01	518402	18.67	20.00	0
	CP-OFDM 16QAM	1	1	2491.01	518002	18.67	20.00	0.015
				2493.01	518202	18.67	20.00	0.015
				2495.01	518402	18.67	20.00	0.015

Unless otherwise stated the results shown in this test report refer only to the sample(s) tested and such sample(s) are retained for 90 days only.
除非另有說明，此報告結果僅對測試之樣品負責，同時此樣品僅保留90天。本報告未經本公司書面許可，不可部份複製。
This document is issued by the Company subject to its General Conditions of Service printed overleaf, available on request or accessible at http://www.sgs.com.tw/Terms-and-Conditions and for electronic format documents, subject to Terms and Conditions for Electronic Documents at http://www.sgs.com.tw/Terms-and-Conditions. Attention is drawn to the limitation of liability, indemnification and jurisdiction issues defined therein. Any holder of this document is advised that information contained hereon reflects the Company's findings at the time of its intervention only and within the limits of Client's instructions, if any. The Company's sole responsibility is to its Client and this document does not exonerate parties to a transaction from exercising all their rights and obligations under the transaction documents. This document cannot be reproduced except in full, without prior written approval of the Company. Any unauthorized alteration, forgery or falsification of the content or appearance of this document is unlawful and offenders may be prosecuted to the fullest extent of the law.

n66_15kHz
ENDC without WLAN

NR Band n66

BW(Mhz)	Modulation	RB Size	RB Offset	Frequency [MHz]	Channel	Conducted power (dBm)	Target Power+ Max Tolerance (dBm)	MPR Allowed per 3GPP(dB)
40	DTF-s-BPSK OFDM	1	1	1720	346000	20.43	20.50	0
				1745	349000	20.38	20.50	0
				1760	352000	20.41	20.50	0
			106	1720	346000	20.43	20.50	0
				1745	349000	20.40	20.50	0
				1760	352000	20.43	20.50	0
			208	1720	346000	20.38	20.50	0
				1745	349000	20.35	20.50	0
				1760	352000	20.47	20.50	0
		100	0	1720	346000	20.44	20.50	0
				1745	349000	20.34	20.50	0
				1760	352000	20.32	20.50	0
			56	1720	346000	20.45	20.50	0
				1745	349000	20.43	20.50	0
				1760	352000	20.43	20.50	0
			112	1720	346000	20.47	20.50	0
				1745	349000	20.40	20.50	0
				1760	352000	20.40	20.50	0
		200	0	1720	346000	19.80	20.00	0-0.5
				1745	349000	19.59	20.00	0-0.5
				1760	352000	19.82	20.00	0-0.5
	DTF-s-QPSK OFDM	1	1	1720	346000	20.48	20.50	0
				1745	349000	20.30	20.50	0
				1760	352000	20.29	20.50	0
			106	1720	346000	20.20	20.50	0
				1745	349000	20.09	20.50	0
				1760	352000	20.16	20.50	0
			208	1720	346000	20.28	20.50	0
				1745	349000	20.23	20.50	0
				1760	352000	20.18	20.50	0
		100	0	1720	346000	20.43	20.50	0
				1745	349000	20.36	20.50	0
				1760	352000	20.41	20.50	0
			56	1720	346000	20.46	20.50	0
				1745	349000	20.45	20.50	0
				1760	352000	20.42	20.50	0
			112	1720	346000	20.45	20.50	0
				1745	349000	20.39	20.50	0
				1760	352000	20.40	20.50	0
		200	0	1720	346000	19.39	19.50	0-1
				1745	349000	19.47	19.50	0-1
				1760	352000	19.27	19.50	0-1
	DTF-s-QPSK 16QAM	1	1	1720	346000	19.47	19.50	0-1
				1745	349000	19.38	19.50	0-1
				1760	352000	19.27	19.50	0-1
	CP-QPSK OFDM	1 RB	1	1720	346000	18.93	19.00	0-1.5
				1745	349000	18.83	19.00	0-1.5
				1760	352000	18.81	19.00	0-1.5

NR Band n66

BW(Mhz)	Modulation	RB Size	RB Offset	Frequency [MHz]	Channel	Conducted power (dBm)	Target Power+ Max Tolerance (dBm)	MPR Allowed per 3GPP(dB)
20	DTF-s-BPSK OFDM	1	1	1720	346000	20.37	20.50	0
				1745	349000	20.41	20.50	0
				1770	354000	20.43	20.50	0
			53	1720	346000	20.49	20.50	0
				1745	349000	20.43	20.50	0
				1770	354000	20.39	20.50	0
			104	1720	346000	20.39	20.50	0
				1745	349000	20.37	20.50	0
				1770	354000	20.46	20.50	0
		50	0	1720	346000	20.36	20.50	0
				1745	349000	20.49	20.50	0
				1770	354000	20.45	20.50	0
			28	1720	346000	20.42	20.50	0
				1745	349000	20.39	20.50	0
				1770	354000	20.39	20.50	0
			56	1720	346000	20.47	20.50	0
				1745	349000	20.36	20.50	0
				1770	354000	20.35	20.50	0
		100	0	1720	346000	19.83	20.00	0-0.5
				1745	349000	19.79	20.00	0-0.5
				1770	354000	19.83	20.00	0-0.5
	DTF-s-QPSK OFDM	1	1	1720	346000	20.27	20.50	0
				1745	349000	20.39	20.50	0
				1770	354000	20.44	20.50	0
			53	1720	346000	20.35	20.50	0
				1745	349000	20.45	20.50	0
				1770	354000	20.39	20.50	0
			104	1720	346000	20.42	20.50	0
				1745	349000	20.32	20.50	0
				1770	354000	20.47	20.50	0
		50	0	1720	346000	20.31	20.50	0
				1745	349000	20.35	20.50	0
				1770	354000	20.34	20.50	0
			28	1720	346000	20.29	20.50	0
				1745	349000	20.47	20.50	0
				1770	354000	20.36	20.50	0
			56	1720	346000	20.44	20.50	0
				1745	349000	20.28	20.50	0
				1770	354000	20.26	20.50	0
		100	0	1720	346000	19.32	19.50	0-1
				1745	349000	19.31	19.50	0-1
				1770	354000	19.42	19.50	0-1
	DTF-s-QPSK 16QAM	1	1	1720	346000	19.33	19.50	0-1
				1745	349000	19.29	19.50	0-1
				1770	354000	19.33	19.50	0-1
	CP-QPSK OFDM	1 RB	1	1720	346000	18.89	19.00	0-1.5
				1745	349000	18.78	19.00	0-1.5
				1770	354000	18.85	19.00	0-1.5

NR Band n66

BW(Mhz)	Modulation	RB Size	RB Offset	Frequency [MHz]	Channel	Conducted power (dBm)	Target Power+ Max Tolerance (dBm)	MPR Allowed per 3GPP(dB)
15	DTF-s-BPSK OFDM	1	1	1717.5	345500	20.39	20.50	0
				1745	349000	20.37	20.50	0
				1772.5	354500	20.41	20.50	0
			40	1717.5	345500	20.34	20.50	0
				1745	349000	20.35	20.50	0
				1772.5	354500	20.45	20.50	0
			77	1717.5	345500	20.44	20.50	0
				1745	349000	20.37	20.50	0
				1772.5	354500	20.30	20.50	0
		36	0	1717.5	345500	20.28	20.50	0
				1745	349000	20.29	20.50	0
				1772.5	354500	20.36	20.50	0
			22	1717.5	345500	20.30	20.50	0
				1745	349000	20.35	20.50	0
				1772.5	354500	20.34	20.50	0
			42	1717.5	345500	20.35	20.50	0
				1745	349000	20.28	20.50	0
				1772.5	354500	20.30	20.50	0
		75	0	1717.5	345500	19.83	20.00	0-0.5
				1745	349000	19.90	20.00	0-0.5
				1772.5	354500	19.93	20.00	0-0.5
	DTF-s-QPSK OFDM	1	1	1717.5	345500	20.44	20.50	0
				1745	349000	20.42	20.50	0
				1772.5	354500	20.43	20.50	0
			40	1717.5	345500	20.43	20.50	0
				1745	349000	20.38	20.50	0
				1772.5	354500	20.34	20.50	0
			77	1717.5	345500	20.42	20.50	0
				1745	349000	20.32	20.50	0
				1772.5	354500	20.39	20.50	0
		36	0	1717.5	345500	20.38	20.50	0
				1745	349000	20.39	20.50	0
				1772.5	354500	20.27	20.50	0
			22	1717.5	345500	20.46	20.50	0
				1745	349000	20.40	20.50	0
				1772.5	354500	20.39	20.50	0
			42	1717.5	345500	20.41	20.50	0
				1745	349000	20.44	20.50	0
				1772.5	354500	20.36	20.50	0
		75	0	1717.5	345500	19.28	19.50	0-1
				1745	349000	19.39	19.50	0-1
				1772.5	354500	19.43	19.50	0-1
	DTF-s-QPSK 16QAM	1	1	1717.5	345500	19.28	19.50	0-1
				1745	349000	19.43	19.50	0-1
				1772.5	354500	19.47	19.50	0-1
	CP-QPSK OFDM	1	1	1717.5	345500	18.84	19.00	0-1.5
				1745	349000	18.83	19.00	0-1.5
				1772.5	354500	18.92	19.00	0-1.5

NR Band n66

BW(Mhz)	Modulation	RB Size	RB Offset	Frequency [MHz]	Channel	Conducted power (dBm)	Target Power+ Max Tolerance (dBm)	MPR Allowed per 3GPP(dB)
10	DTF-s-BPSK OFDM	1	1	1715	343000	20.45	20.50	0
				1740	348000	20.42	20.50	0
				1765	353000	20.30	20.50	0
			26	1715	343000	20.31	20.50	0
				1740	348000	20.29	20.50	0
				1765	353000	20.38	20.50	0
			50	1715	343000	20.31	20.50	0
				1740	348000	20.42	20.50	0
				1765	353000	20.30	20.50	0
		25	0	1715	343000	20.43	20.50	0
				1740	348000	20.45	20.50	0
				1765	353000	20.43	20.50	0
			14	1715	343000	20.39	20.50	0
				1740	348000	20.35	20.50	0
				1765	353000	20.32	20.50	0
			27	1715	343000	20.37	20.50	0
				1740	348000	20.28	20.50	0
				1765	353000	20.29	20.50	0
		50	0	1715	343000	19.80	20.00	0-0.5
				1740	348000	19.87	20.00	0-0.5
				1765	353000	19.85	20.00	0-0.5
	DTF-s-QPSK OFDM	1	1	1715	343000	20.45	20.50	0
				1740	348000	20.43	20.50	0
				1765	353000	20.29	20.50	0
			26	1715	343000	20.46	20.50	0
				1740	348000	20.31	20.50	0
				1765	353000	20.28	20.50	0
			50	1715	343000	20.36	20.50	0
				1740	348000	20.39	20.50	0
				1765	353000	20.30	20.50	0
		25	0	1715	343000	20.46	20.50	0
				1740	348000	20.29	20.50	0
				1765	353000	20.36	20.50	0
			14	1715	343000	20.34	20.50	0
				1740	348000	20.36	20.50	0
				1765	353000	20.47	20.50	0
			27	1715	343000	20.47	20.50	0
				1740	348000	20.40	20.50	0
				1765	353000	20.33	20.50	0
		50	0	1715	343000	19.39	19.50	0-1
				1740	348000	19.40	19.50	0-1
				1765	353000	19.41	19.50	0-1
	DTF-s-QPSK 16QAM	1	1	1715	343000	19.39	19.50	0-1
				1740	348000	19.28	19.50	0-1
				1765	353000	19.39	19.50	0-1
	CP-QPSK OFDM	1	1	1715	343000	18.82	19.00	0-1.5
				1740	348000	18.86	19.00	0-1.5
				1765	353000	18.78	19.00	0-1.5

NR Band n66

BW(Mhz)	Modulation	RB Size	RB Offset	Frequency [MHz]	Channel	Conducted power (dBm)	Target Power+ Max Tolerance (dBm)	MPR Allowed per 3GPP(dB)
5	DTF-s-BPSK OFDM	1	1	1712.5	342500	20.38	20.50	0
				1737.5	347500	20.35	20.50	0
				1762.5	352500	20.34	20.50	0
			13	1712.5	342500	20.32	20.50	0
				1737.5	347500	20.43	20.50	0
				1762.5	352500	20.35	20.50	0
			23	1712.5	342500	20.29	20.50	0
				1737.5	347500	20.44	20.50	0
				1762.5	352500	20.36	20.50	0
		12	0	1712.5	342500	20.37	20.50	0
				1737.5	347500	20.31	20.50	0
				1762.5	352500	20.37	20.50	0
			7	1712.5	342500	20.31	20.50	0
				1737.5	347500	20.43	20.50	0
				1762.5	352500	20.34	20.50	0
			13	1712.5	342500	20.36	20.50	0
				1737.5	347500	20.28	20.50	0
				1762.5	352500	20.40	20.50	0
		25	0	1712.5	342500	19.86	20.00	0-0.5
				1737.5	347500	19.89	20.00	0-0.5
				1762.5	352500	19.88	20.00	0-0.5
	DTF-s-QPSK OFDM	1	1	1712.5	342500	20.34	20.50	0
				1737.5	347500	20.39	20.50	0
				1762.5	352500	20.41	20.50	0
			13	1712.5	342500	20.40	20.50	0
				1737.5	347500	20.38	20.50	0
				1762.5	352500	20.39	20.50	0
			23	1712.5	342500	20.44	20.50	0
				1737.5	347500	20.36	20.50	0
				1762.5	352500	20.41	20.50	0
		12	0	1712.5	342500	20.40	20.50	0
				1737.5	347500	20.39	20.50	0
				1762.5	352500	20.33	20.50	0
			7	1712.5	342500	20.39	20.50	0
				1737.5	347500	20.31	20.50	0
				1762.5	352500	20.45	20.50	0
			13	1712.5	342500	20.31	20.50	0
				1737.5	347500	20.39	20.50	0
				1762.5	352500	20.39	20.50	0
		25	0	1712.5	342500	19.40	19.50	0-1
				1737.5	347500	19.37	19.50	0-1
				1762.5	352500	19.39	19.50	0-1
	DTF-s-QPSK 16QAM	1	1	1712.5	342500	19.37	19.50	0-1
				1737.5	347500	19.42	19.50	0-1
				1762.5	352500	19.29	19.50	0-1
	CP-QPSK OFDM	1	1	1712.5	342500	18.81	19.00	0-1.5
				1737.5	347500	18.84	19.00	0-1.5
				1762.5	352500	18.86	19.00	0-1.5

Unless otherwise stated the results shown in this test report refer only to the sample(s) tested and such sample(s) are retained for 90 days only.
除非另有說明，此報告結果僅對測試之樣品負責，同時此樣品僅保留90天。本報告未經本公司書面許可，不可部份複製。
This document is issued by the Company subject to its General Conditions of Service printed overleaf, available on request or accessible at http://www.sgs.com.tw/Terms-and-Conditions and for electronic format documents, subject to Terms and Conditions for Electronic Documents at http://www.sgs.com.tw/Terms-and-Conditions. Attention is drawn to the limitation of liability, indemnification and jurisdiction issues defined therein. Any holder of this document is advised that information contained hereon reflects the Company's findings at the time of its intervention only and within the limits of Client's instructions, if any. The Company's sole responsibility is to its Client and this document does not exonerate parties to a transaction from exercising all their rights and obligations under the transaction documents. This document cannot be reproduced except in full, without prior written approval of the Company. Any unauthorized alteration, forgery or falsification of the content or appearance of this document is unlawful and offenders may be prosecuted to the fullest extent of the law.

n71_15kHz
ENDC without WLAN

NR Band n71

BW(Mhz)	Modulation	RB Size	RB Offset	Frequency (MHz)	Channel	Conducted power (dBm)	Target Power + Max. Tolerance (dBm)	MPR Allowed per 3GPP(dB)
20	DTF-s-BPSK OFDM	1	1	673	134600	23.54	24.50	0
				680.5	136100	23.58	24.50	0
				688	137600	23.68	24.50	0
			53	673	134600	23.60	24.50	0
				680.5	136100	23.62	24.50	0
				688	137600	23.54	24.50	0
			104	673	134600	23.52	24.50	0
				680.5	136100	23.61	24.50	0
				688	137600	23.63	24.50	0
		50	0	673	134600	23.52	24.50	0
				680.5	136100	23.68	24.50	0
				688	137600	23.51	24.50	0
			28	673	134600	23.57	24.50	0
				680.5	136100	23.53	24.50	0
				688	137600	23.65	24.50	0
			56	673	134600	23.62	24.50	0
				680.5	136100	23.52	24.50	0
				688	137600	23.56	24.50	0
		100	0	673	134600	23.20	24.00	0-0.5
				680.5	136100	23.10	24.00	0-0.5
				688	137600	23.17	24.00	0-0.5
	DTF-s-QPSK OFDM	1	1	673	134600	23.77	24.50	0
				680.5	136100	23.70	24.50	0
				688	137600	23.55	24.50	0
			53	673	134600	23.73	24.50	0
				680.5	136100	23.61	24.50	0
				688	137600	23.50	24.50	0
			104	673	134600	23.55	24.50	0
				680.5	136100	23.47	24.50	0
				688	137600	23.37	24.50	0
		50	0	673	134600	23.60	24.50	0
				680.5	136100	23.61	24.50	0
				688	137600	23.59	24.50	0
			28	673	134600	23.65	24.50	0
				680.5	136100	23.69	24.50	0
				688	137600	23.64	24.50	0
			56	673	134600	23.60	24.50	0
				680.5	136100	23.61	24.50	0
				688	137600	23.62	24.50	0
		100	0	673	134600	22.55	23.50	0-1
				680.5	136100	22.57	23.50	0-1
				688	137600	22.53	23.50	0-1
	DTF-s-QPSK 16QAM	1	1	673	134600	22.66	23.50	0-1
				680.5	136100	22.64	23.50	0-1
				688	137600	22.63	23.50	0-1
	CP-QPSK OFDM	1 RB	1	673	134600	22.09	23.00	0-1.5
				680.5	136100	22.15	23.00	0-1.5
				688	137600	22.12	23.00	0-1.5

NR Band n71

BW(Mhz)	Modulation	RB Size	RB Offset	Frequency (MHz)	Channel	Conducted power (dBm)	Target Power + Max. Tolerance (dBm)	MPR Allowed per 3GPP(dB)
15	DTF-s-BPSK OFDM	1	1	670.5	134100	23.51	24.50	0
				680.5	136100	23.62	24.50	0
				690.5	138100	23.68	24.50	0
			40	670.5	134100	23.59	24.50	0
				680.5	136100	23.57	24.50	0
				690.5	138100	23.64	24.50	0
			77	670.5	134100	23.66	24.50	0
				680.5	136100	23.70	24.50	0
				690.5	138100	23.59	24.50	0
		36	0	670.5	134100	23.53	24.50	0
				680.5	136100	23.52	24.50	0
				690.5	138100	23.70	24.50	0
			22	670.5	134100	23.51	24.50	0
				680.5	136100	23.62	24.50	0
				690.5	138100	23.64	24.50	0
			43	670.5	134100	23.69	24.50	0
				680.5	136100	23.69	24.50	0
				690.5	138100	23.68	24.50	0
		75	0	670.5	134100	23.09	24.00	0-0.5
				680.5	136100	23.19	24.00	0-0.5
				690.5	138100	23.03	24.00	0-0.5
	DTF-s-QPSK OFDM	1	1	670.5	134100	23.57	24.50	0
				680.5	136100	23.54	24.50	0
				690.5	138100	23.69	24.50	0
			40	670.5	134100	23.59	24.50	0
				680.5	136100	23.53	24.50	0
				690.5	138100	23.63	24.50	0
			77	670.5	134100	23.70	24.50	0
				680.5	136100	23.68	24.50	0
				690.5	138100	23.58	24.50	0
		36	0	670.5	134100	23.57	24.50	0
				680.5	136100	23.55	24.50	0
				690.5	138100	23.61	24.50	0
			22	670.5	134100	23.57	24.50	0
				680.5	136100	23.67	24.50	0
				690.5	138100	23.64	24.50	0
			43	670.5	134100	23.70	24.50	0
				680.5	136100	23.60	24.50	0
				690.5	138100	23.55	24.50	0
		75	0	670.5	134100	22.66	23.50	0-1
				680.5	136100	22.55	23.50	0-1
				690.5	138100	22.63	23.50	0-1
	DTF-s-QPSK 16QAM	1	1	670.5	134100	22.55	23.50	0-1
				680.5	136100	22.63	23.50	0-1
				690.5	138100	22.55	23.50	0-1
	CP-QPSK OFDM	1	1	670.5	134100	22.11	23.00	0-1.5
				680.5	136100	22.05	23.00	0-1.5
				690.5	138100	22.08	23.00	0-1.5

NR Band n71

BW(Mhz)	Modulation	RB Size	RB Offset	Frequency (MHz)	Channel	Conducted power (dBm)	Target Power + Max. Tolerance (dBm)	MPR Allowed per 3GPP(dB)
10	DTF-s-BPSK OFDM	1	1	668	133600	23.54	24.50	0
				680.5	136100	23.55	24.50	0
				693	138600	23.66	24.50	0
			26	668	133600	23.57	24.50	0
				680.5	136100	23.60	24.50	0
				693	138600	23.65	24.50	0
			50	668	133600	23.62	24.50	0
				680.5	136100	23.59	24.50	0
				693	138600	23.69	24.50	0
		25	0	668	133600	23.53	24.50	0
				680.5	136100	23.62	24.50	0
				693	138600	23.60	24.50	0
			14	668	133600	23.52	24.50	0
				680.5	136100	23.53	24.50	0
				693	138600	23.67	24.50	0
			27	668	133600	23.56	24.50	0
				680.5	136100	23.69	24.50	0
				693	138600	23.57	24.50	0
		50	0	668	133600	23.17	24.00	0-0.5
				680.5	136100	23.03	24.00	0-0.5
				693	138600	23.02	24.00	0-0.5
	DTF-s-QPSK OFDM	1	1	668	133600	23.57	24.50	0
				680.5	136100	23.70	24.50	0
				693	138600	23.64	24.50	0
			26	668	133600	23.65	24.50	0
				680.5	136100	23.64	24.50	0
				693	138600	23.56	24.50	0
			50	668	133600	23.61	24.50	0
				680.5	136100	23.63	24.50	0
				693	138600	23.67	24.50	0
		25	0	668	133600	23.60	24.50	0
				680.5	136100	23.54	24.50	0
				693	138600	23.68	24.50	0
			14	668	133600	23.56	24.50	0
				680.5	136100	23.62	24.50	0
				693	138600	23.64	24.50	0
			27	668	133600	23.68	24.50	0
				680.5	136100	23.52	24.50	0
				693	138600	23.64	24.50	0
		50	0	668	133600	22.61	23.50	0-1
				680.5	136100	22.52	23.50	0-1
				693	138600	22.61	23.50	0-1
	DTF-s-QPSK 16QAM	1	1	668	133600	22.54	23.50	0-1
				680.5	136100	22.61	23.50	0-1
				693	138600	22.52	23.50	0-1
	CP-QPSK OFDM	1	1	668	133600	22.03	23.00	0-1.5
				680.5	136100	22.15	23.00	0-1.5
				693	138600	22.03	23.00	0-1.5

NR Band n71

BW(Mhz)	Modulation	RB Size	RB Offset	Frequency (MHz)	Channel	Conducted power (dBm)	Target Power + Max. Tolerance (dBm)	MPR Allowed per 3GPP(dB)
5	DTF-s-BPSK OFDM	1	1	665.5	133100	23.62	24.50	0
				680.5	136100	23.54	24.50	0
				695.5	139100	23.58	24.50	0
			13	665.5	133100	23.59	24.50	0
				680.5	136100	23.69	24.50	0
				695.5	139100	23.67	24.50	0
			23	665.5	133100	23.64	24.50	0
				680.5	136100	23.66	24.50	0
				695.5	139100	23.57	24.50	0
		12	0	665.5	133100	23.62	24.50	0
				680.5	136100	23.56	24.50	0
				695.5	139100	23.54	24.50	0
			7	665.5	133100	23.57	24.50	0
				680.5	136100	23.65	24.50	0
				695.5	139100	23.51	24.50	0
			13	665.5	133100	23.67	24.50	0
				680.5	136100	23.56	24.50	0
				695.5	139100	23.54	24.50	0
		25	0	665.5	133100	23.07	24.00	0-0.5
				680.5	136100	23.16	24.00	0-0.5
				695.5	139100	23.15	24.00	0-0.5
	DTF-s-QPSK OFDM	1	1	665.5	133100	23.64	24.50	0
				680.5	136100	23.53	24.50	0
				695.5	139100	23.57	24.50	0
			13	665.5	133100	23.54	24.50	0
				680.5	136100	23.51	24.50	0
				695.5	139100	23.67	24.50	0
			23	665.5	133100	23.53	24.50	0
				680.5	136100	23.55	24.50	0
				695.5	139100	23.51	24.50	0
		12	0	665.5	133100	23.58	24.50	0
				680.5	136100	23.67	24.50	0
				695.5	139100	23.68	24.50	0
			7	665.5	133100	23.67	24.50	0
				680.5	136100	23.62	24.50	0
				695.5	139100	23.52	24.50	0
			13	665.5	133100	23.63	24.50	0
				680.5	136100	23.64	24.50	0
				695.5	139100	23.59	24.50	0
		25	0	665.5	133100	22.62	23.50	0-1
				680.5	136100	22.55	23.50	0-1
				695.5	139100	22.65	23.50	0-1
	DTF-s-QPSK 16QAM	1	1	665.5	133100	22.57	23.50	0-1
				680.5	136100	22.70	23.50	0-1
				695.5	139100	22.55	23.50	0-1
	CP-QPSK OFDM	1	1	665.5	133100	22.11	23.00	0-1.5
				680.5	136100	22.12	23.00	0-1.5
				695.5	139100	22.02	23.00	0-1.5

Unless otherwise stated the results shown in this test report refer only to the sample(s) tested and such sample(s) are retained for 90 days only.
除非另有說明，此報告結果僅對測試之樣品負責，同時此樣品僅保留90天。本報告未經本公司書面許可，不可部份複製。
This document is issued by the Company subject to its General Conditions of Service printed overleaf, available on request or accessible at http://www.sgs.com.tw/Terms-and-Conditions and for electronic format documents, subject to Terms and Conditions for Electronic Documents at http://www.sgs.com.tw/Terms-and-Conditions. Attention is drawn to the limitation of liability, indemnification and jurisdiction issues defined therein. Any holder of this document is advised that information contained hereon reflects the Company's findings at the time of its intervention only and within the limits of Client's instructions, if any. The Company's sole responsibility is to its Client and this document does not exonerate parties to a transaction from exercising all their rights and obligations under the transaction documents. This document cannot be reproduced except in full, without prior written approval of the Company. Any unauthorized alteration, forgery or falsification of the content or appearance of this document is unlawful and offenders may be prosecuted to the fullest extent of the law.

WLAN802.11 a/b/g/n/ac/ax (20M/40M/80M) conducted power table (Default power):

SISO_Calling

Chain 0						
Band	Mode	Channel	Frequency (MHz)	Data Rate	Max. Rated Avg. Power + Max. Tolerance (dBm)	Average power (dBm)
2450 MHz	802.11b	1	2412	1Mbps	20.00	19.75
		6	2437		20.00	19.53
		11	2462		20.00	19.70
	802.11g	1	2412	6Mbps	20.00	19.58
		6	2437		20.00	19.58
		11	2462		20.00	19.52
	802.11n20-HT0	1	2412		20.00	19.64
		6	2437		20.00	19.65
		11	2462	MCS0	20.00	19.65
	802.11ax20-HE0	1	2412		20.00	19.60
		6	2437		20.00	19.59
		11	2462		20.00	19.69
	802.11n40-HT0	3	2422		20.00	19.64
		6	2437	MCS0	20.00	19.67
		9	2452		20.00	19.60
	802.11ax40-HE0	3	2422		20.00	19.51
		6	2437		20.00	19.70
		9	2452		20.00	19.63

Unless otherwise stated the results shown in this test report refer only to the sample(s) tested and such sample(s) are retained for 90 days only.
除非另有說明，此報告結果僅對測試之樣品負責，同時此樣品僅保留90天。本報告未經本公司書面許可，不可部份複製。
This document is issued by the Company subject to its General Conditions of Service printed overleaf, available on request or accessible at http://www.sgs.com.tw/Terms-and-Conditions and for electronic format documents, subject to Terms and Conditions for Electronic Documents at http://www.sgs.com.tw/Terms-and-Conditions. Attention is drawn to the limitation of liability, indemnification and jurisdiction issues defined therein. Any holder of this document is advised that information contained hereon reflects the Company's findings at the time of its intervention only and within the limits of Client's instructions, if any. The Company's sole responsibility is to its Client and this document does not exonerate parties to a transaction from exercising all their rights and obligations under the transaction documents. This document cannot be reproduced except in full, without prior written approval of the Company. Any unauthorized alteration, forgery or falsification of the content or appearance of this document is unlawful and offenders may be prosecuted to the fullest extent of the law.

Chain 0						
Band	Mode	Channel	Frequency (MHz)	Data Rate	Max. Rated Avg. Power + Max. Tolerance (dBm)	Average power (dBm)
5.15-5.25 GHz	802.11a	36	5180	6Mbps	16.50	15.82
		40	5200		16.50	15.88
		44	5220		16.50	15.89
		48	5240		16.50	15.97
	802.11n20-HT0	36	5180	MCS0	16.50	15.96
		40	5200		16.50	15.94
		44	5220		16.50	15.93
		48	5240		16.50	15.96
	802.11ac20-VHT0	36	5180	MCS0	16.50	16.00
		40	5200		16.50	15.96
		44	5220		16.50	15.98
		48	5240		16.50	15.94
	802.11ax20-HE0	36	5180	MCS0	16.50	15.91
		40	5200		16.50	15.99
		44	5220		16.50	15.93
		48	5240		16.50	16.00
	802.11n40-HT0	38	5190	MCS0	16.50	16.03
		46	5230		16.50	16.48
	802.11ac40-VHT0	38	5190	MCS0	16.50	15.89
		46	5230		16.50	16.46
	802.11ax40-HE0	38	5190	MCS0	16.50	15.82
		46	5230		16.50	16.40
	802.11ac80-VHT0	42	5210	MCS0	16.00	15.32
	802.11ax80-HE0	42	5210	MCS0	16.00	15.39

Unless otherwise stated the results shown in this test report refer only to the sample(s) tested and such sample(s) are retained for 90 days only.
除非另有說明，此報告結果僅對測試之樣品負責，同時此樣品僅保留90天。本報告未經本公司書面許可，不可部份複製。
This document is issued by the Company subject to its General Conditions of Service printed overleaf, available on request or accessible at http://www.sgs.com.tw/Terms-and-Conditions and for electronic format documents, subject to Terms and Conditions for Electronic Documents at http://www.sgs.com.tw/Terms-and-Conditions. Attention is drawn to the limitation of liability, indemnification and jurisdiction issues defined therein. Any holder of this document is advised that information contained hereon reflects the Company's findings at the time of its intervention only and within the limits of Client's instructions, if any. The Company's sole responsibility is to its Client and this document does not exonerate parties to a transaction from exercising all their rights and obligations under the transaction documents. This document cannot be reproduced except in full, without prior written approval of the Company. Any unauthorized alteration, forgery or falsification of the content or appearance of this document is unlawful and offenders may be prosecuted to the fullest extent of the law.

Chain 0						
Band	Mode	Channel	Frequency (MHz)	Data Rate	Max. Rated Avg. Power + Max. Tolerance (dBm)	Average power (dBm)
5.25-5.35 GHz	802.11a	52	5260	6Mbps	17.00	16.99
		56	5280		17.00	16.59
		60	5300		17.00	16.79
		64	5320		17.00	16.87
	802.11n20-HT0	52	5260	MCS0	17.00	16.56
		56	5280		17.00	16.75
		60	5300		17.00	16.75
		64	5320		17.00	16.77
	802.11ac20-VHT0	52	5260	MCS0	17.00	16.41
		56	5280		17.00	16.31
		60	5300		17.00	16.35
		64	5320		17.00	16.43
	802.11ax20-HE0	52	5260	MCS0	17.00	16.31
		56	5280		17.00	16.45
		60	5300		17.00	16.42
		64	5320		17.00	16.82
	802.11n40-HT0	54	5270	MCS0	16.50	16.34
		62	5310		16.50	15.39
	802.11ac40-VHT0	54	5270	MCS0	16.50	16.45
		62	5310		16.50	15.27
	802.11ax40-HE0	54	5270	MCS0	16.50	16.44
		62	5310		16.50	15.23
	802.11ac80-VHT0	58	5290	MCS0	16.50	15.17
	802.11ax80-HE0	58	5290	MCS0	16.50	12.89

Unless otherwise stated the results shown in this test report refer only to the sample(s) tested and such sample(s) are retained for 90 days only.
除非另有說明，此報告結果僅對測試之樣品負責，同時此樣品僅保留90天。本報告未經本公司書面許可，不可部份複製。
This document is issued by the Company subject to its General Conditions of Service printed overleaf, available on request or accessible at http://www.sgs.com.tw/Terms-and-Conditions and for electronic format documents, subject to Terms and Conditions for Electronic Documents at http://www.sgs.com.tw/Terms-and-Conditions. Attention is drawn to the limitation of liability, indemnification and jurisdiction issues defined therein. Any holder of this document is advised that information contained hereon reflects the Company's findings at the time of its intervention only and within the limits of Client's instructions, if any. The Company's sole responsibility is to its Client and this document does not exonerate parties to a transaction from exercising all their rights and obligations under the transaction documents. This document cannot be reproduced except in full, without prior written approval of the Company. Any unauthorized alteration, forgery or falsification of the content or appearance of this document is unlawful and offenders may be prosecuted to the fullest extent of the law.

Chain 0						
Band	Mode	Channel	Frequency (MHz)	Data Rate	Max. Rated Avg. Power + Max. Tolerance (dBm)	Average power (dBm)
5600 MHz	802.11a	100	5500	6Mbps	14.00	13.85
		116	5580		14.00	13.82
		120	5600		14.00	13.95
		140	5700		14.00	13.60
		144	5720		14.00	13.93
	802.11n20-HT0	100	5500	MCS0	14.00	13.54
		116	5580		14.00	13.56
		120	5600		14.00	13.84
		140	5700		14.00	13.66
		144	5720		14.00	13.75
	802.11ac20-VHT0	100	5500	MCS0	14.00	13.88
		116	5580		14.00	13.75
		120	5600		14.00	13.88
		140	5700		14.00	13.63
		144	5720		14.00	13.49
	802.11ax20-HE0	100	5500	MCS0	14.00	13.72
		116	5580		14.00	13.68
		120	5600		14.00	13.79
		140	5700		14.00	13.98
		144	5720		14.00	13.79
	802.11n40-HT0	102	5510	MCS0	14.00	13.98
		110	5550		14.00	13.51
		118	5590		14.00	13.94
		134	5670		14.00	13.93
		142	5710		14.00	13.73
	802.11ac40-VHT0	102	5510	MCS0	14.00	13.98
		110	5550		14.00	13.74
		134	5670		14.00	13.91
		142	5710		14.00	13.70
	802.11ax40-HE0	102	5510	MCS0	14.00	13.87
		110	5550		14.00	13.58
		134	5670		14.00	13.78
		142	5710		14.00	13.64
	802.11ac80-VHT0	106	5530	MCS0	14.00	13.78
		122	5610		14.00	13.88
		138	5690		14.00	13.99
	802.11ax80-HE0	106	5530	MCS0	14.00	13.56
		122	5610		14.00	13.68
		138	5690		14.00	13.74

Unless otherwise stated the results shown in this test report refer only to the sample(s) tested and such sample(s) are retained for 90 days only.
除非另有說明，此報告結果僅對測試之樣品負責，同時此樣品僅保留90天。本報告未經本公司書面許可，不可部份複製。
This document is issued by the Company subject to its General Conditions of Service printed overleaf, available on request or accessible at http://www.sgs.com.tw/Terms-and-Conditions and for electronic format documents, subject to Terms and Conditions for Electronic Documents at http://www.sgs.com.tw/Terms-and-Conditions. Attention is drawn to the limitation of liability, indemnification and jurisdiction issues defined therein. Any holder of this document is advised that information contained hereon reflects the Company's findings at the time of its intervention only and within the limits of Client's instructions, if any. The Company's sole responsibility is to its Client and this document does not exonerate parties to a transaction from exercising all their rights and obligations under the transaction documents. This document cannot be reproduced except in full, without prior written approval of the Company. Any unauthorized alteration, forgery or falsification of the content or appearance of this document is unlawful and offenders may be prosecuted to the fullest extent of the law.

Chain 0						
Band	Mode	Channel	Frequency (MHz)	Data Rate	Max. Rated Avg. Power + Max. Tolerance (dBm)	Average power (dBm)
5800 MHz	802.11a	149	5745	6Mbps	15.50	15.10
		157	5785		15.50	15.32
		165	5825		15.50	15.23
	802.11n20-HT0	149	5745	MCS0	15.50	15.31
		157	5785		15.50	15.21
		165	5825		15.50	15.16
	802.11ac20-VHT0	149	5745	MCS0	15.50	15.05
		157	5785		15.50	15.30
		165	5825		15.50	15.00
	802.11ax20-HE0	149	5745	MCS0	15.50	15.09
		157	5785		15.50	15.11
		165	5825		15.50	15.06
	802.11n40-HT0	151	5755	MCS0	15.50	15.13
		159	5795		15.50	15.35
	802.11ac40-VHT0	151	5755	MCS0	15.50	15.09
		159	5795		15.50	15.31
	802.11ax40-HE0	151	5755	MCS0	15.50	15.36
		159	5795		15.50	15.48
	802.11ac80-VHT0	155	5775	MCS0	15.50	15.48
	802.11ax80-HE0	155	5775	MCS0	15.50	15.34

Unless otherwise stated the results shown in this test report refer only to the sample(s) tested and such sample(s) are retained for 90 days only.
除非另有說明，此報告結果僅對測試之樣品負責，同時此樣品僅保留90天。本報告未經本公司書面許可，不可部份複製。
This document is issued by the Company subject to its General Conditions of Service printed overleaf, available on request or accessible at http://www.sgs.com.tw/Terms-and-Conditions and for electronic format documents, subject to Terms and Conditions for Electronic Documents at http://www.sgs.com.tw/Terms-and-Conditions. Attention is drawn to the limitation of liability, indemnification and jurisdiction issues defined therein. Any holder of this document is advised that information contained hereon reflects the Company's findings at the time of its intervention only and within the limits of Client's instructions, if any. The Company's sole responsibility is to its Client and this document does not exonerate parties to a transaction from exercising all their rights and obligations under the transaction documents. This document cannot be reproduced except in full, without prior written approval of the Company. Any unauthorized alteration, forgery or falsification of the content or appearance of this document is unlawful and offenders may be prosecuted to the fullest extent of the law.

Chain 1						
Band	Mode	Channel	Frequency (MHz)	Data Rate	Max. Rated Avg. Power + Max. Tolerance (dBm)	Average power (dBm)
2450 MHz	802.11b	1	2412	1Mbps	20.00	19.49
		6	2437		20.00	19.61
		11	2462		20.00	19.55
	802.11g	1	2412	6Mbps	20.00	18.99
		6	2437		20.00	19.31
		11	2462		20.00	19.17
	802.11n20-HT0	1	2412		20.00	18.97
		6	2437		20.00	19.29
		11	2462	MCS0	20.00	19.32
	802.11ax20-HE0	1	2412		20.00	19.18
		6	2437		20.00	19.27
		11	2462		20.00	18.93
	802.11n40-HT0	3	2422		20.00	19.07
		6	2437	MCS0	20.00	18.96
		9	2452		20.00	19.33
	802.11ax40-HE0	3	2422		20.00	18.94
		6	2437		20.00	19.05
		9	2452		20.00	19.10

Unless otherwise stated the results shown in this test report refer only to the sample(s) tested and such sample(s) are retained for 90 days only.
除非另有說明，此報告結果僅對測試之樣品負責，同時此樣品僅保留90天。本報告未經本公司書面許可，不可部份複製。
This document is issued by the Company subject to its General Conditions of Service printed overleaf, available on request or accessible at http://www.sgs.com.tw/Terms-and-Conditions and for electronic format documents, subject to Terms and Conditions for Electronic Documents at http://www.sgs.com.tw/Terms-and-Conditions. Attention is drawn to the limitation of liability, indemnification and jurisdiction issues defined therein. Any holder of this document is advised that information contained hereon reflects the Company's findings at the time of its intervention only and within the limits of Client's instructions, if any. The Company's sole responsibility is to its Client and this document does not exonerate parties to a transaction from exercising all their rights and obligations under the transaction documents. This document cannot be reproduced except in full, without prior written approval of the Company. Any unauthorized alteration, forgery or falsification of the content or appearance of this document is unlawful and offenders may be prosecuted to the fullest extent of the law.

Chain 1						
Band	Mode	Channel	Frequency (MHz)	Data Rate	Max. Rated Avg. Power + Max. Tolerance (dBm)	Average power (dBm)
5.15-5.25 GHz	802.11a	36	5180	6Mbps	18.00	16.51
		40	5200		18.00	16.42
		44	5220		18.00	16.41
		48	5240		18.00	16.56
	802.11n20-HT0	36	5180	MCS0	18.00	16.52
		40	5200		18.00	16.54
		44	5220		18.00	16.55
		48	5240		18.00	16.32
	802.11ac20-VHT0	36	5180	MCS0	18.00	16.55
		40	5200		18.00	16.38
		44	5220		18.00	16.51
		48	5240		18.00	16.37
	802.11ax20-HE0	36	5180	MCS0	18.00	16.48
		40	5200		18.00	16.45
		44	5220		18.00	16.41
		48	5240		18.00	16.40
	802.11n40-HT0	38	5190	MCS0	18.00	16.25
		46	5230		18.00	16.76
	802.11ac40-VHT0	38	5190	MCS0	18.00	16.44
		46	5230		18.00	16.51
	802.11ax40-HE0	38	5190	MCS0	18.00	16.21
		46	5230		18.00	16.55
	802.11ac80-VHT0	42	5210	MCS0	17.50	16.45
	802.11ax80-HE0	42	5210	MCS0	17.50	16.38

Unless otherwise stated the results shown in this test report refer only to the sample(s) tested and such sample(s) are retained for 90 days only.
除非另有說明，此報告結果僅對測試之樣品負責，同時此樣品僅保留90天。本報告未經本公司書面許可，不可部份複製。
This document is issued by the Company subject to its General Conditions of Service printed overleaf, available on request or accessible at http://www.sgs.com.tw/Terms-and-Conditions and for electronic format documents, subject to Terms and Conditions for Electronic Documents at http://www.sgs.com.tw/Terms-and-Conditions. Attention is drawn to the limitation of liability, indemnification and jurisdiction issues defined therein. Any holder of this document is advised that information contained hereon reflects the Company's findings at the time of its intervention only and within the limits of Client's instructions, if any. The Company's sole responsibility is to its Client and this document does not exonerate parties to a transaction from exercising all their rights and obligations under the transaction documents. This document cannot be reproduced except in full, without prior written approval of the Company. Any unauthorized alteration, forgery or falsification of the content or appearance of this document is unlawful and offenders may be prosecuted to the fullest extent of the law.

Chain 1						
Band	Mode	Channel	Frequency (MHz)	Data Rate	Max. Rated Avg. Power + Max. Tolerance (dBm)	Average power (dBm)
5.25-5.35 GHz	802.11a	52	5260	6Mbps	19.00	18.66
		56	5280		19.00	18.39
		60	5300		19.00	18.71
		64	5320		19.00	18.35
	802.11n20-HT0	52	5260	MCS0	19.50	19.42
		56	5280		19.50	19.30
		60	5300		19.50	19.49
		64	5320		19.50	18.35
	802.11ac20-VHT0	52	5260	MCS0	19.50	19.49
		56	5280		19.50	18.20
		60	5300		19.50	19.37
		64	5320		19.50	18.27
	802.11ax20-HE0	52	5260	MCS0	19.50	19.34
		56	5280		19.50	19.15
		60	5300		19.50	19.34
		64	5320		19.50	17.27
	802.11n40-HT0	54	5270	MCS0	19.00	18.75
		62	5310		19.00	15.59
	802.11ac40-VHT0	54	5270	MCS0	19.00	18.61
		62	5310		19.00	15.38
	802.11ax40-HE0	54	5270	MCS0	19.00	18.61
		62	5310		19.00	15.28
	802.11ac80-VHT0	58	5290	MCS0	19.00	15.31
	802.11ax80-HE0	58	5290	MCS0	19.00	12.63

Unless otherwise stated the results shown in this test report refer only to the sample(s) tested and such sample(s) are retained for 90 days only.
除非另有說明，此報告結果僅對測試之樣品負責，同時此樣品僅保留90天。本報告未經本公司書面許可，不可部份複製。
This document is issued by the Company subject to its General Conditions of Service printed overleaf, available on request or accessible at http://www.sgs.com.tw/Terms-and-Conditions and for electronic format documents, subject to Terms and Conditions for Electronic Documents at http://www.sgs.com.tw/Terms-and-Conditions. Attention is drawn to the limitation of liability, indemnification and jurisdiction issues defined therein. Any holder of this document is advised that information contained hereon reflects the Company's findings at the time of its intervention only and within the limits of Client's instructions, if any. The Company's sole responsibility is to its Client and this document does not exonerate parties to a transaction from exercising all their rights and obligations under the transaction documents. This document cannot be reproduced except in full, without prior written approval of the Company. Any unauthorized alteration, forgery or falsification of the content or appearance of this document is unlawful and offenders may be prosecuted to the fullest extent of the law.

Chain 1						
Band	Mode	Channel	Frequency (MHz)	Data Rate	Max. Rated Avg. Power + Max. Tolerance (dBm)	Average power (dBm)
5600 MHz	802.11a	100	5500	6Mbps	20.00	19.76
		116	5580		20.00	19.45
		120	5600		20.00	19.57
		140	5700		20.00	19.58
		144	5720		20.00	19.40
	802.11n20-HT0	100	5500	MCS0	20.00	19.74
		116	5580		20.00	19.50
		120	5600		20.00	19.20
		140	5700		20.00	19.23
		144	5720		20.00	19.43
	802.11ac20-VHT0	100	5500	MCS0	20.00	19.67
		116	5580		20.00	19.49
		120	5600		20.00	19.15
		140	5700		20.00	19.17
		144	5720		20.00	19.31
	802.11ax20-HE0	100	5500	MCS0	20.00	18.31
		116	5580		20.00	19.54
		120	5600		20.00	18.00
		140	5700		20.00	18.09
		144	5720		20.00	19.63
	802.11n40-HT0	102	5510	MCS0	19.50	17.32
		110	5550		19.50	19.18
		118	5590		19.50	19.15
		134	5670		19.50	19.34
		142	5710		19.50	19.27
	802.11ac40-VHT0	102	5510	MCS0	19.50	17.15
		110	5550		19.50	19.43
		134	5670		19.50	19.26
		142	5710		19.50	19.43
	802.11ax40-HE0	102	5510	MCS0	19.50	16.64
		110	5550		19.50	19.16
		134	5670		19.50	19.49
		142	5710		19.50	19.43
	802.11ac80-VHT0	106	5530	MCS0	19.50	15.69
		122	5610		19.50	19.18
		138	5690		19.50	19.37
	802.11ax80-HE0	106	5530	MCS0	19.50	16.33
		122	5610		19.50	19.17
		138	5690		19.50	19.38

Unless otherwise stated the results shown in this test report refer only to the sample(s) tested and such sample(s) are retained for 90 days only.
除非另有說明，此報告結果僅對測試之樣品負責，同時此樣品僅保留90天。本報告未經本公司書面許可，不可部份複製。
This document is issued by the Company subject to its General Conditions of Service printed overleaf, available on request or accessible at http://www.sgs.com.tw/Terms-and-Conditions and for electronic format documents, subject to Terms and Conditions for Electronic Documents at http://www.sgs.com.tw/Terms-and-Conditions. Attention is drawn to the limitation of liability, indemnification and jurisdiction issues defined therein. Any holder of this document is advised that information contained hereon reflects the Company's findings at the time of its intervention only and within the limits of Client's instructions, if any. The Company's sole responsibility is to its Client and this document does not exonerate parties to a transaction from exercising all their rights and obligations under the transaction documents. This document cannot be reproduced except in full, without prior written approval of the Company. Any unauthorized alteration, forgery or falsification of the content or appearance of this document is unlawful and offenders may be prosecuted to the fullest extent of the law.

Chain 1						
Band	Mode	Channel	Frequency (MHz)	Data Rate	Max. Rated Avg. Power + Max. Tolerance (dBm)	Average power (dBm)
5800 MHz	802.11a	149	5745	6Mbps	20.00	19.17
		157	5785		20.00	18.95
		165	5825		20.00	18.16
	802.11n20-HT0	149	5745	MCS0	20.00	19.12
		157	5785		20.00	18.89
		165	5825		20.00	18.08
	802.11ac20-VHT0	149	5745	MCS0	20.00	19.04
		157	5785		20.00	18.83
		165	5825		20.00	18.02
	802.11ax20-HE0	149	5745	MCS0	20.00	19.22
		157	5785		20.00	18.96
		165	5825		20.00	18.17
	802.11n40-HT0	151	5755	MCS0	20.00	19.53
		159	5795		20.00	19.16
	802.11ac40-VHT0	151	5755	MCS0	20.00	19.49
		159	5795		20.00	19.04
	802.11ax40-HE0	151	5755	MCS0	20.00	19.77
		159	5795		20.00	19.12
	802.11ac80-VHT0	155	5775	MCS0	20.00	19.63
	802.11ax80-HE0	155	5775	MCS0	20.00	19.71

Unless otherwise stated the results shown in this test report refer only to the sample(s) tested and such sample(s) are retained for 90 days only.
除非另有說明，此報告結果僅對測試之樣品負責，同時此樣品僅保留90天。本報告未經本公司書面許可，不可部份複製。
This document is issued by the Company subject to its General Conditions of Service printed overleaf, available on request or accessible at http://www.sgs.com.tw/Terms-and-Conditions and for electronic format documents, subject to Terms and Conditions for Electronic Documents at http://www.sgs.com.tw/Terms-and-Conditions. Attention is drawn to the limitation of liability, indemnification and jurisdiction issues defined therein. Any holder of this document is advised that information contained hereon reflects the Company's findings at the time of its intervention only and within the limits of Client's instructions, if any. The Company's sole responsibility is to its Client and this document does not exonerate parties to a transaction from exercising all their rights and obligations under the transaction documents. This document cannot be reproduced except in full, without prior written approval of the Company. Any unauthorized alteration, forgery or falsification of the content or appearance of this document is unlawful and offenders may be prosecuted to the fullest extent of the law.

SISO camera

Chain 0							Chain 1						
Band	Mode	Channel	Frequency (MHz)	Data Rate	Max. Rated Avg. Power + Max. Tolerance (dBm)	Average power (dBm)	Band	Mode	Channel	Frequency (MHz)	Data Rate	Max. Rated Avg. Power + Max. Tolerance (dBm)	Average power (dBm)
2450 MHz	802.11b	1	2412	1Mbps	20.00	19.75	2450 MHz	802.11b	1	2412	1Mbps	20.00	19.49
		6	2437		20.00	19.53			6	2437		20.00	19.61
		11	2462		20.00	19.70			11	2462		20.00	19.55
	802.11g	1	2412	6Mbps	20.00	17.88		802.11g	1	2412	6Mbps	20.00	17.55
		6	2437		20.00	19.48			6	2437		20.00	19.47
		11	2462		20.00	17.47			11	2462		20.00	17.28
	802.11n20-HT0	1	2412	MCS0	20.00	17.71		802.11n20-HT0	1	2412	MCS0	20.00	17.47
		6	2437		20.00	19.50			6	2437		20.00	19.49
		11	2462		20.00	16.45			11	2462		20.00	16.15
	802.11ax20-HE0	1	2412	MCS0	20.00	16.98		802.11ax20-HE0	1	2412	MCS0	20.00	16.66
		6	2437		20.00	19.53			6	2437		20.00	19.50
		11	2462		20.00	15.86			11	2462		20.00	15.78
	802.11n40-HT0	3	2422	MCS0	20.00	16.74		802.11n40-HT0	3	2422	MCS0	20.00	16.46
		6	2437		20.00	17.38			6	2437		20.00	17.34
		9	2452		20.00	14.41			9	2452		20.00	14.07
	802.11ax40-HE0	3	2422	MCS0	20.00	16.61		802.11n40-HE0	3	2422	MCS0	20.00	16.27
		6	2437		20.00	17.26			6	2437		20.00	17.26
		9	2452		20.00	14.25			9	2452		20.00	13.87

Chain 0							Chain 1						
Band	Mode	Channel	Frequency (MHz)	Data Rate	Max. Rated Avg. Power + Max. Tolerance (dBm)	Average power (dBm)	Band	Mode	Channel	Frequency (MHz)	Data Rate	Max. Rated Avg. Power + Max. Tolerance (dBm)	Average power (dBm)
5.15-5.25 GHz	802.11a	36	5180	6Mbps	17.50	16.19	5.15-5.25 GHz	802.11a	36	5180	6Mbps	18.00	16.25
		40	5200		17.50	16.36			40	5200		18.00	16.17
		44	5220		17.50	16.22			44	5220		18.00	16.20
		48	5240		17.50	16.32			48	5240		18.00	16.20
	802.11n20-HT0	36	5180	MCS0	17.50	16.41		802.11n20-HT0	36	5180	MCS0	18.00	16.33
		40	5200		17.50	16.28			40	5200		18.00	16.36
		44	5220		17.50	16.24			44	5220		18.00	16.24
		48	5240		17.50	16.23			48	5240		18.00	16.29
	802.11ac20-VHT0	36	5180	MCS0	17.50	16.38		802.11ac20-VHT0	36	5180	MCS0	18.00	16.21
		40	5200		17.50	16.14			40	5200		18.00	16.28
		44	5220		17.50	16.25			44	5220		18.00	16.37
		48	5240		17.50	16.47			48	5240		18.00	16.33
	802.11ax20-HE0	36	5180	MCS0	17.50	16.31		802.11ax20-HE0	36	5180	MCS0	18.00	16.21
		40	5200		17.50	16.18			40	5200		18.00	16.32
		44	5220		17.50	16.35			44	5220		18.00	16.18
		48	5240		17.50	16.23			48	5240		18.00	16.37
	802.11n40-HT0	38	5190	MCS0	17.50	16.03		802.11n40-HT0	38	5190	MCS0	18.00	16.25
		46	5230		17.50	16.57			46	5230		18.00	16.76
	802.11ac40-VHT0	38	5190	MCS0	17.50	16.34		802.11ac40-VHT0	38	5190	MCS0	18.00	16.32
		46	5230		17.50	16.33			46	5230		18.00	16.27
	802.11ax40-HE0	38	5190	MCS0	17.50	16.21		802.11ax40-HE0	38	5190	MCS0	18.00	16.45
		46	5230		17.50	16.37			46	5230		18.00	16.38
	802.11ac80-VHT0	42	5210	MCS0	17.00	15.95		802.11ac80-VHT0	42	5210	MCS0	17.50	15.68
	802.11ax80-HE0	42	5210	MCS0	17.00	15.78		802.11ax80-HE0	42	5210	MCS0	17.50	15.80

Chain 0							Chain 1						
Band	Mode	Channel	Frequency (MHz)	Data Rate	Max. Rated Avg. Power + Max. Tolerance (dBm)	Average power (dBm)	Band	Mode	Channel	Frequency (MHz)	Data Rate	Max. Rated Avg. Power + Max. Tolerance (dBm)	Average power (dBm)
5.25-5.35 GHz	802.11a	52	5260	6Mbps	19.50	18.99	5.25-5.35 GHz	802.11a	52	5260	6Mbps	19.50	19.24
		56	5280		19.50	18.39			56	5280		19.50	19.31
		60	5300		19.50	18.82			60	5300		19.50	19.47
		64	5320		19.50	18.81			64	5320		19.50	19.33
	802.11n20-HT0	52	5260	MCS0	19.50	18.32		802.11n20-HT0	52	5260	MCS0	20.00	19.52
		56	5280		19.50	18.31			56	5280		20.00	10.12
		60	5300		19.50	18.49			60	5300		20.00	19.71
		64	5320		19.50	18.21			64	5320		20.00	18.35
	802.11ac20-VHT0	52	5260	MCS0	19.50	18.34		802.11ac20-VHT0	52	5260	MCS0	20.00	19.76
		56	5280		19.50	18.14			56	5280		20.00	19.77
		60	5300		19.50	18.28			60	5300		20.00	19.89
		64	5320		19.50	18.33			64	5320		20.00	19.96
	802.11ax20-HE0	52	5260	MCS0	19.50	18.27		802.11ax20-HE0	52	5260	MCS0	20.00	19.99
		56	5280		19.50	18.28			56	5280		20.00	19.74
		60	5300		19.50	18.33			60	5300		20.00	19.73
		64	5320		19.50	18.41			64	5320		20.00	19.69
	802.11n40-HT0	54	5270	MCS0	19.00	17.72		802.11n40-HT0	54	5270	MCS0	19.50	19.35
		62	5310		19.00	17.62			62	5310		19.50	19.49
	802.11ac40-VHT0	54	5270	MCS0	19.00	17.87		802.11ac40-VHT0	54	5270	MCS0	19.50	19.30
		62	5310		19.00	17.83			62	5310		19.50	19.35
	802.11ax40-HE0	54	5270	MCS0	19.00	17.88		802.11ax40-HE0	54	5270	MCS0	19.50	19.20
		62	5310		19.00	17.91			62	5310		19.50	19.27
	802.11ac80-VHT0	58	5290	MCS0	19.00	17.94		802.11ac80-VHT0	58	5290	MCS0	19.50	19.27
	802.11ax80-HE0	58	5290	MCS0	19.00	17.86		802.11ax80-HE0	58	5290	MCS0	19.50	19.26

Chain 0							Chain 1						
Band	Mode	Channel	Frequency (MHz)	Data Rate	Max. Rated Avg. Power + Max. Tolerance (dBm)	Average power (dBm)	Band	Mode	Channel	Frequency (MHz)	Data Rate	Max. Rated Avg. Power + Max. Tolerance (dBm)	Average power (dBm)
5600 MHz	802.11a	100	5500	6Mbps	20.00	18.73	5600 MHz	802.11a	100	5500	6Mbps	20.00	19.76
		116	5580		20.00	18.70			116	5580		20.00	19.32
		120	5600		20.00	18.92			120	5600		20.00	19.57
		140	5700		20.00	18.71			140	5700		20.00	19.58
		144	5720		20.00	18.77			144	5720		20.00	19.77
	802.11n20-HT0	100	5500	MCS0	20.00	18.78		802.11n20-HT0	100	5500	MCS0	20.00	19.81
		116	5580		20.00	18.78			116	5580		20.00	19.78
		120	5600		20.00	18.94			120	5600		20.00	19.67
		140	5700		20.00	18.72			140	5700		20.00	19.78
		144	5720		20.00	18.81			144	5720		20.00	19.85
	802.11ac20-VHT0	100	5500	MCS0	20.00	18.91		802.11ac20-VHT0	100	5500	MCS0	20.00	19.96
		116	5580		20.00	18.85			116	5580		20.00	19.86
		120	5600		20.00	18.77			120	5600		20.00	19.85
		140	5700		20.00	18.95			140	5700		20.00	19.77
		144	5720		20.00	18.77			144	5720		20.00	19.92
	802.11ax20-HE0	100	5500	MCS0	20.00	18.97		802.11ax20-HE0	100	5500	MCS0	20.00	19.81
		116	5580		20.00	18.95			116	5580		20.00	19.88
		120	5600		20.00	18.71			120	5600		20.00	19.74
		140	5700		20.00	18.77			140	5700		20.00	19.89
		144	5720		20.00	18.81			144	5720		20.00	19.87
	802.11n40-HT0	102	5510	MCS0	20.00	18.67		802.11n40-HT0	102	5510	MCS0	19.50	19.23
		110	5550		20.00	18.67			110	5550		19.50	19.46
		118	5590		20.00	18.89			118	5590		19.50	19.37
		134	5670		20.00	18.74			134	5670		19.50	19.22
		142	5710		20.00	18.96			142	5710		19.50	19.22
	802.11ac40-VHT0	102	5510	MCS0	20.00	18.84		802.11ac40-VHT0	102	5510	MCS0	19.50	19.22
		110	5550		20.00	18.86			110	5550		19.50	19.22
		134	5670		20.00	18.72			134	5670		19.50	19.49
		142	5710		20.00	18.68			142	5710		19.50	19.40
	802.11ax40-HE0	102	5510	MCS0	20.00	18.78		802.11ax40-HE0	102	5510	MCS0	19.50	19.34
		110	5550		20.00	18.64			110	5550		19.50	19.18
		134	5670		20.00	18.70			134	5670		19.50	19.25
		142	5710		20.00	18.72			142	5710		19.50	19.24
	802.11ac80-VHT0	106	5530	MCS0	17.00	15.45		802.11ac80-VHT0	106	5530	MCS0	19.50	19.21
		122	5610		20.00	19.16			122	5610		19.50	19.31
		138	5690		20.00	19.17			138	5690		19.50	19.31
	802.11ax80-HE0	106	5530	MCS0	17.00	15.78		802.11ax80-HE0	106	5530	MCS0	19.50	19.34
		122	5610		20.00	18.83			122	5610		19.50	19.26
		138	5690		20.00	18.71			138	5690		19.50	19.31

Chain 0							Chain 1						
Mode	Mode	Channel	Frequency (MHz)	Data Rate	Max. Rated Avg. Power + Max. Tolerance (dBm)	Average power (dBm)	Mode	Mode	Channel	Frequency (MHz)	Data Rate	Max. Rated Avg. Power + Max. Tolerance (dBm)	Average power (dBm)
5800 MHz	802.11a	149	5745	6Mbps	20.00	19.74	5800 MHz	802.11a	149	5745	6Mbps	19.00	18.71
		157	5785		20.00	19.90			157	5785		19.00	18.79
		165	5825		20.00	19.80			165	5825		19.00	18.74
	802.11n20-HT0	149	5745	MCS0	20.00	19.88		802.11n20-HT0	149	5745	MCS0	19.00	18.70
		157	5785		20.00	19.90			157	5785		19.00	18.77
		165	5825		20.00	19.73			165	5825		19.00	18.86
	802.11ac20-VHT0	149	5745	MCS0	20.00	19.96		802.11ac20-VHT0	149	5745	MCS0	19.00	18.44
		157	5785		20.00	19.71			157	5785		19.00	18.77
		165	5825		20.00	19.82			165	5825		19.00	18.73
	802.11ax20-HE0	149	5745	MCS0	20.00	19.64		802.11ax20-HE0	149	5745	MCS0	19.00	18.76
		157	5785		20.00	19.67			157	5785		19.00	18.41
		165	5825		20.00	19.88			165	5825		19.00	18.78
	802.11n40-HT0	151	5755	MCS0	20.00	19.90		802.11n40-HT0	151	5755	MCS0	19.00	18.42
		159	5795		20.00	19.93			159	5795		19.00	18.88
	802.11ac40-VHT0	151	5755	MCS0	20.00	19.81		802.11ac40-VHT0	151	5755	MCS0	19.00	18.85
		159	5795		20.00	19.86			159	5795		19.00	18.66
	802.11ax40-HE0	151	5755	MCS0	20.00	19.71		802.11ax40-HE0	151	5755	MCS0	19.00	18.75
		159	5795		20.00	19.77			159	5795		19.00	18.72
	802.11ac80-VHT0	155	5775	MCS0	20.00	19.48		802.11ac80-VHT0	155	5775	MCS0	19.00	18.83
	802.11ax80-HE0	155	5775	MCS0	20.00	19.75		802.11ax80-HE0	155	5775	MCS0	19.00	18.74

Unless otherwise stated the results shown in this test report refer only to the sample(s) tested and such sample(s) are retained for 90 days only.
除非另有說明，此報告結果僅對測試之樣品負責，同時此樣品僅保留90天。本報告未經本公司書面許可，不可部份複製。
This document is issued by the Company subject to its General Conditions of Service printed overleaf, available on request or accessible at http://www.sgs.com.tw/Terms-and-Conditions and for electronic format documents, subject to Terms and Conditions for Electronic Documents at http://www.sgs.com.tw/Terms-and-Conditions. Attention is drawn to the limitation of liability, indemnification and jurisdiction issues defined therein. Any holder of this document is advised that information contained hereon reflects the Company's findings at the time of its intervention only and within the limits of Client's instructions, if any. The Company's sole responsibility is to its Client and this document does not exonerate parties to a transaction from exercising all their rights and obligations under the transaction documents. This document cannot be reproduced except in full, without prior written approval of the Company. Any unauthorized alteration, forgery or falsification of the content or appearance of this document is unlawful and offenders may be prosecuted to the fullest extent of the law.

SISO Gaming

Chain 1						
Band	Mode	Channel	Frequency (MHz)	Data Rate	Max. Rated Avg. Power + Max. Tolerance (dBm)	Average power (dBm)
5.15-5.25 GHz	802.11a	36	5180	6Mbps	18.00	16.25
		40	5200		18.00	16.17
		44	5220		18.00	16.20
		48	5240		18.00	16.20
	802.11n20-HT0	36	5180	MCS0	18.00	16.33
		40	5200		18.00	16.36
		44	5220		18.00	16.24
		48	5240		18.00	16.29
	802.11ac20-VHT0	36	5180	MCS0	18.00	16.21
		40	5200		18.00	16.28
		44	5220		18.00	16.37
		48	5240		18.00	16.33
	802.11ax20-HE0	36	5180	MCS0	18.00	16.21
		40	5200		18.00	16.32
		44	5220		18.00	16.18
		48	5240		18.00	16.37
	802.11n40-HT0	38	5190	MCS0	18.00	16.25
		46	5230		18.00	16.76
	802.11ac40-VHT0	38	5190	MCS0	18.00	16.32
		46	5230		18.00	16.27
	802.11ax40-HE0	38	5190	MCS0	18.00	16.45
		46	5230		18.00	16.38
	802.11ac80-VHT0	42	5210	MCS0	17.50	15.68
	802.11ax80-HE0	42	5210	MCS0	17.50	15.80

Chain 1						
Band	Mode	Channel	Frequency (MHz)	Data Rate	Max. Rated Avg. Power + Max. Tolerance (dBm)	Average power (dBm)
5.25-5.35 GHz	802.11a	52	5260	6Mbps	19.50	19.24
		56	5280		19.50	19.31
		60	5300		19.50	19.47
		64	5320		19.50	19.33
	802.11n20-HT0	52	5260	MCS0	20.00	19.52
		56	5280		20.00	10.12
		60	5300		20.00	19.71
		64	5320		20.00	18.35
	802.11ac20-VHT0	52	5260	MCS0	20.00	19.76
		56	5280		20.00	19.77
		60	5300		20.00	19.89
		64	5320		20.00	19.96
	802.11ax20-HE0	52	5260	MCS0	20.00	19.99
		56	5280		20.00	19.74
		60	5300		20.00	19.73
		64	5320		20.00	19.69
	802.11n40-HT0	54	5270	MCS0	19.50	19.35
		62	5310		19.50	19.49
	802.11ac40-VHT0	54	5270	MCS0	19.50	19.30
		62	5310		19.50	19.35
	802.11ax40-HE0	54	5270	MCS0	19.50	19.20
		62	5310		19.50	19.27
	802.11ac80-VHT0	58	5290	MCS0	19.50	19.27
	802.11ax80-HE0	58	5290	MCS0	19.50	19.26

Chain 1						
Band	Mode	Channel	Frequency (MHz)	Data Rate	Max. Rated Avg. Power + Max. Tolerance (dBm)	Average power (dBm)
5600 MHz	802.11a	100	5500	6Mbps	20.00	19.76
		116	5580		20.00	19.32
		120	5600		20.00	19.57
		140	5700		20.00	19.58
		144	5720		20.00	19.77
	802.11n20-HT0	100	5500	MCS0	20.00	19.81
		116	5580		20.00	19.78
		120	5600		20.00	19.67
		140	5700		20.00	19.78
		144	5720		20.00	19.85
	802.11ac20-VHT0	100	5500	MCS0	20.00	19.96
		116	5580		20.00	19.86
		120	5600		20.00	19.85
		140	5700		20.00	19.77
		144	5720		20.00	19.92
	802.11ax20-HE0	100	5500	MCS0	20.00	19.81
		116	5580		20.00	19.88
		120	5600		20.00	19.74
		140	5700		20.00	19.89
		144	5720		20.00	19.87
	802.11n40-HT0	102	5510	MCS0	19.50	19.23
		110	5550		19.50	19.46
		118	5590		19.50	19.37
		134	5670		19.50	19.22
		142	5710		19.50	19.22
	802.11ac40-VHT0	102	5510	MCS0	19.50	19.22
		110	5550		19.50	19.22
		134	5670		19.50	19.49
		142	5710		19.50	19.40
	802.11ax40-HE0	102	5510	MCS0	19.50	19.34
		110	5550		19.50	19.18
		134	5670		19.50	19.25
		142	5710		19.50	19.24
	802.11ac80-VHT0	106	5530	MCS0	19.50	19.21
		122	5610		19.50	19.31
		138	5690		19.50	19.31
	802.11ax80-HE0	106	5530	MCS0	19.50	19.34
		122	5610		19.50	19.26
		138	5690		19.50	19.31

Chain 1						
Mode	Mode	Channel	Frequency (MHz)	Data Rate	Max. Rated Avg. Power + Max. Tolerance (dBm)	Average power (dBm)
5800 MHz	802.11a	149	5745	6Mbps	20.00	19.49
		157	5785		20.00	19.17
		165	5825		20.00	19.48
	802.11n20-HT0	149	5745	MCS0	20.00	19.50
		157	5785		20.00	19.36
		165	5825		20.00	19.37
	802.11ac20-VHT0	149	5745	MCS0	20.00	19.17
		157	5785		20.00	19.16
		165	5825		20.00	19.19
	802.11ax20-HE0	149	5745	MCS0	20.00	19.20
		157	5785		20.00	19.30
		165	5825		20.00	19.47
	802.11n40-HT0	151	5755	MCS0	20.00	19.18
		159	5795		20.00	19.22
	802.11ac40-VHT0	151	5755	MCS0	20.00	19.12
		159	5795		20.00	19.47
	802.11ax40-HE0	151	5755	MCS0	20.00	19.15
		159	5795		20.00	19.12
	802.11ac80-VHT0	155	5775	MCS0	20.00	19.63
	802.11ax80-HE0	155	5775	MCS0	20.00	19.44

Unless otherwise stated the results shown in this test report refer only to the sample(s) tested and such sample(s) are retained for 90 days only.
除非另有說明，此報告結果僅對測試之樣品負責，同時此樣品僅保留90天。本報告未經本公司書面許可，不可部份複製。
This document is issued by the Company subject to its General Conditions of Service printed overleaf, available on request or accessible at http://www.sgs.com.tw/Terms-and-Conditions and for electronic format documents, subject to Terms and Conditions for Electronic Documents at http://www.sgs.com.tw/Terms-and-Conditions. Attention is drawn to the limitation of liability, indemnification and jurisdiction issues defined therein. Any holder of this document is advised that information contained hereon reflects the Company's findings at the time of its intervention only and within the limits of Client's instructions, if any. The Company's sole responsibility is to its Client and this document does not exonerate parties to a transaction from exercising all their rights and obligations under the transaction documents. This document cannot be reproduced except in full, without prior written approval of the Company. Any unauthorized alteration, forgery or falsification of the content or appearance of this document is unlawful and offenders may be prosecuted to the fullest extent of the law.

MIMO+DBS_Calling

Chain 0						
Band	Mode	Channel	Frequency (MHz)	Data Rate	Max. Rated Avg. Power + Max. Tolerance (dBm)	Average power (dBm)
2450 MHz	802.11b	1	2412	1Mbps	17.00	16.95
		6	2437		17.00	16.73
		11	2462		17.00	16.72
	802.11g	1	2412	6Mbps	17.00	16.86
		6	2437		17.00	16.75
		11	2462		17.00	16.88
	802.11n20-HT0	1	2412	MCS0	17.00	16.76
		6	2437		17.00	16.82
		11	2462		17.00	16.95
	802.11ax20-HE0	1	2412	MCS0	17.00	16.85
		6	2437		17.00	16.92
		11	2462		17.00	16.77
	802.11n40-HT0	3	2422	MCS0	17.00	16.83
		6	2437		17.00	16.83
		9	2452		17.00	16.98
	802.11ax40-HE0	3	2422	MCS0	17.00	16.76
		6	2437		17.00	16.72
		9	2452		17.00	16.81

Chain 0						
Band	Mode	Channel	Frequency (MHz)	Data Rate	Max. Rated Avg. Power + Max. Tolerance (dBm)	Average power (dBm)
5.15-5.25 GHz	802.11a	36	5180	6Mbps	13.50	13.33
		40	5200		13.50	13.20
		44	5220		13.50	13.36
		48	5240		13.50	13.26
	802.11n20-HT0	36	5180	MCS0	13.50	13.31
		40	5200		13.50	13.34
		44	5220		13.50	13.17
		48	5240		13.50	13.21
	802.11ac20-VHT0	36	5180	MCS0	13.50	13.21
		40	5200		13.50	13.40
		44	5220		13.50	13.21
		48	5240		13.50	13.26
	802.11ax20-HE0	36	5180	MCS0	13.50	13.28
		40	5200		13.50	13.41
		44	5220		13.50	13.45
		48	5240		13.50	13.23
	802.11n40-HT0	38	5190	MCS0	13.50	13.43
		46	5230		13.50	13.48
	802.11ac40-VHT0	38	5190	MCS0	13.50	13.43
		46	5230		13.50	13.18
	802.11ax40-HE0	38	5190	MCS0	13.50	13.47
		46	5230		13.50	13.18
	802.11ac80-VHT0	42	5210	MCS0	13.00	12.82
	802.11ax80-HE0	42	5210	MCS0	13.00	12.98

Chain 0						
Band	Mode	Channel	Frequency (MHz)	Data Rate	Max. Rated Avg. Power + Max. Tolerance (dBm)	Average power (dBm)
5.25-5.35 GHz	802.11a	52	5260	6Mbps	14.00	13.99
		56	5280		14.00	13.66
		60	5300		14.00	13.79
		64	5320		14.00	13.87
	802.11n20-HT0	52	5260	MCS0	14.00	13.85
		56	5280		14.00	13.95
		60	5300		14.00	13.70
		64	5320		14.00	13.70
	802.11ac20-VHT0	52	5260	MCS0	14.00	13.69
		56	5280		14.00	13.81
		60	5300		14.00	13.68
		64	5320		14.00	13.79
	802.11ax20-HE0	52	5260	MCS0	14.00	13.79
		56	5280		14.00	13.89
		60	5300		14.00	13.83
		64	5320		14.00	13.68
	802.11n40-HT0	54	5270	MCS0	13.50	13.25
		62	5310		13.50	13.28
	802.11ac40-VHT0	54	5270	MCS0	13.50	13.21
		62	5310		13.50	13.28
	802.11ax40-HE0	54	5270	MCS0	13.50	13.49
		62	5310		13.50	13.35
	802.11ac80-VHT0	58	5290	MCS0	13.50	13.22
	802.11ax80-HE0	58	5290	MCS0	13.50	13.38

Chain 0						
Band	Mode	Channel	Frequency (MHz)	Data Rate	Max. Rated Avg. Power + Max. Tolerance (dBm)	Average power (dBm)
5600 MHz	802.11a	100	5500	6Mbps	11.00	10.75
		116	5580		11.00	10.73
		120	5600		11.00	10.86
		140	5700		11.00	10.91
		144	5720		11.00	10.84
	802.11n20-HT0	100	5500	MCS0	11.00	10.77
		116	5580		11.00	10.80
		120	5600		11.00	10.71
		140	5700		11.00	10.66
		144	5720		11.00	10.86
	802.11ac20-VHT0	100	5500	MCS0	11.00	10.74
		116	5580		11.00	10.71
		120	5600		11.00	10.73
		140	5700		11.00	10.79
		144	5720		11.00	10.80
	802.11ax20-HE0	100	5500	MCS0	11.00	10.80
		116	5580		11.00	10.78
		120	5600		11.00	10.95
		140	5700		11.00	10.84
		144	5720		11.00	10.89
	802.11n40-HT0	102	5510	MCS0	11.00	10.92
		110	5550		11.00	10.66
		118	5590		11.00	10.83
		134	5670		11.00	10.88
		142	5710		11.00	10.84
	802.11ac40-VHT0	102	5510	MCS0	11.00	10.75
		110	5550		11.00	10.76
		134	5670		11.00	10.68
		142	5710		11.00	10.74
	802.11ax40-HE0	102	5510	MCS0	11.00	10.75
		110	5550		11.00	10.73
		134	5670		11.00	10.80
		142	5710		11.00	10.91
	802.11ac80-VHT0	106	5530	MCS0	11.00	10.83
		122	5610		11.00	10.82
		138	5690		11.00	10.98
	802.11ax80-HE0	106	5530	MCS0	11.00	10.82
		122	5610		11.00	10.97
		138	5690		11.00	10.78

Chain 0						
Mode	Mode	Channel	Frequency (MHz)	Data Rate	Max. Rated Avg. Power + Max. Tolerance (dBm)	Average power (dBm)
5800 MHz	802.11a	149	5745	6Mbps	12.50	12.25
		157	5785		12.50	12.36
		165	5825		12.50	12.31
	802.11n20-HT0	149	5745	MCS0	12.50	12.25
		157	5785		12.50	12.36
		165	5825		12.50	12.31
	802.11ac20-VHT0	149	5745	MCS0	12.50	12.28
		157	5785		12.50	12.32
		165	5825		12.50	12.27
	802.11ax20-HE0	149	5745	MCS0	12.50	12.34
		157	5785		12.50	12.23
		165	5825		12.50	12.20
	802.11n40-HT0	151	5755	MCS0	12.50	12.38
		159	5795		12.50	12.27
	802.11ac40-VHT0	151	5755	MCS0	12.50	12.23
		159	5795		12.50	12.26
	802.11ax40-HE0	151	5755	MCS0	12.50	12.20
		159	5795		12.50	12.36
	802.11ac80-VHT0	155	5775	MCS0	12.50	12.49
	802.11ax80-HE0	155	5775	MCS0	12.50	12.16

Unless otherwise stated the results shown in this test report refer only to the sample(s) tested and such sample(s) are retained for 90 days only.
除非另有說明，此報告結果僅對測試之樣品負責，同時此樣品僅保留90天。本報告未經本公司書面許可，不可部份複製。
This document is issued by the Company subject to its General Conditions of Service printed overleaf, available on request or accessible at http://www.sgs.com.tw/Terms-and-Conditions and for electronic format documents, subject to Terms and Conditions for Electronic Documents at http://www.sgs.com.tw/Terms-and-Conditions. Attention is drawn to the limitation of liability, indemnification and jurisdiction issues defined therein. Any holder of this document is advised that information contained hereon reflects the Company's findings at the time of its intervention only and within the limits of Client's instructions, if any. The Company's sole responsibility is to its Client and this document does not exonerate parties to a transaction from exercising all their rights and obligations under the transaction documents. This document cannot be reproduced except in full, without prior written approval of the Company. Any unauthorized alteration, forgery or falsification of the content or appearance of this document is unlawful and offenders may be prosecuted to the fullest extent of the law.

MIMO+DBS_Camera

Chain 0						
Band	Mode	Channel	Frequency (MHz)	Data Rate	Max. Rated Avg. Power + Max. Tolerance (dBm)	Average power (dBm)
5.15-5.25 GHz	802.11a	36	5180	6Mbps	14.50	14.22
		40	5200		14.50	14.30
		44	5220		14.50	14.34
		48	5240		14.50	14.39
	802.11n20-HT0	36	5180	MCS0	14.50	14.27
		40	5200		14.50	14.23
		44	5220		14.50	14.19
		48	5240		14.50	14.36
	802.11ac20-VHT0	36	5180	MCS0	14.50	14.26
		40	5200		14.50	14.35
		44	5220		14.50	14.30
		48	5240		14.50	14.35
	802.11ax20-HE0	36	5180	MCS0	14.50	14.25
		40	5200		14.50	14.39
		44	5220		14.50	14.27
		48	5240		14.50	14.29
	802.11n40-HT0	38	5190	MCS0	14.50	14.33
		46	5230		14.50	14.47
	802.11ac40-VHT0	38	5190	MCS0	14.50	14.26
		46	5230		14.50	14.36
	802.11ax40-HE0	38	5190	MCS0	14.50	14.24
		46	5230		14.50	14.28
	802.11ac80-VHT0	42	5210	MCS0	14.00	13.98
	802.11ax80-HE0	42	5210	MCS0	14.00	13.88

Chain 1						
Band	Mode	Channel	Frequency (MHz)	Data Rate	Max. Rated Avg. Power + Max. Tolerance (dBm)	Average power (dBm)
5.15-5.25 GHz	802.11a	36	5180	6Mbps	15.00	14.69
		40	5200		15.00	14.96
		44	5220		15.00	14.90
		48	5240		15.00	14.74
	802.11n20-HT0	36	5180	MCS0	15.00	14.86
		40	5200		15.00	14.88
		44	5220		15.00	14.99
		48	5240		15.00	14.72
	802.11ac20-VHT0	36	5180	MCS0	15.00	14.79
		40	5200		15.00	14.73
		44	5220		15.00	14.74
		48	5240		15.00	14.73
	802.11ax20-HE0	36	5180	MCS0	15.00	14.93
		40	5200		15.00	14.72
		44	5220		15.00	14.70
		48	5240		15.00	14.79
	802.11n40-HT0	38	5190	MCS0	15.00	14.75
		46	5230		15.00	14.96
	802.11ac40-VHT0	38	5190	MCS0	15.00	14.83
		46	5230		15.00	14.81
	802.11ax40-HE0	38	5190	MCS0	15.00	14.85
		46	5230		15.00	14.91
	802.11ac80-VHT0	42	5210	MCS0	14.50	14.47
	802.11ax80-HE0	42	5210	MCS0	14.50	14.33

Chain 0						
Band	Mode	Channel	Frequency (MHz)	Data Rate	Max. Rated Avg. Power + Max. Tolerance (dBm)	Average power (dBm)
5.25-5.35 GHz	802.11a	52	5260	6Mbps	16.50	16.39
		56	5280		16.50	16.35
		60	5300		16.50	16.25
		64	5320		16.50	16.31
	802.11n20-HT0	52	5260	MCS0	16.50	16.33
		56	5280		16.50	16.24
		60	5300		16.50	16.21
		64	5320		16.50	16.22
	802.11ac20-VHT0	52	5260	MCS0	16.50	16.42
		56	5280		16.50	16.21
		60	5300		16.50	16.26
		64	5320		16.50	16.32
	802.11ax20-HE0	52	5260	MCS0	16.50	16.21
		56	5280		16.50	16.23
		60	5300		16.50	16.19
		64	5320		16.50	16.46
	802.11n40-HT0	54	5270	MCS0	16.00	15.69
		62	5310		16.00	15.75
	802.11ac40-VHT0	54	5270	MCS0	16.00	15.72
		62	5310		16.00	15.96
	802.11ax40-HE0	54	5270	MCS0	16.00	15.73
		62	5310		16.00	15.98
	802.11ac80-VHT0	58	5290	MCS0	16.00	15.79
	802.11ax80-HE0	58	5290	MCS0	16.00	15.82

Chain 1						
Band	Mode	Channel	Frequency (MHz)	Data Rate	Max. Rated Avg. Power + Max. Tolerance (dBm)	Average power (dBm)
5.25-5.35 GHz	802.11a	52	5260	6Mbps	17.00	16.89
		56	5280		17.00	16.59
		60	5300		17.00	16.71
		64	5320		17.00	16.65
	802.11n20-HT0	52	5260	MCS0	17.00	16.68
		56	5280		17.00	16.78
		60	5300		17.00	16.76
		64	5320		17.00	16.72
	802.11ac20-VHT0	52	5260	MCS0	17.00	16.84
		56	5280		17.00	16.91
		60	5300		17.00	16.67
		64	5320		17.00	16.95
	802.11ax20-HE0	52	5260	MCS0	17.00	16.66
		56	5280		17.00	16.84
		60	5300		17.00	16.87
		64	5320		17.00	16.79
	802.11n40-HT0	54	5270	MCS0	16.50	16.39
		62	5310		16.50	16.29
	802.11ac40-VHT0	54	5270	MCS0	16.50	16.29
		62	5310		16.50	16.42
	802.11ax40-HE0	54	5270	MCS0	16.50	16.34
		62	5310		16.50	16.39
	802.11ac80-VHT0	58	5290	MCS0	16.50	16.32
	802.11ax80-HE0	58	5290	MCS0	16.50	16.31

Chain 0						
Band	Mode	Channel	Frequency (MHz)	Data Rate	Max. Rated Avg. Power + Max. Tolerance (dBm)	Average power (dBm)
5600 MHz	802.11a	100	5500	6Mbps	17.00	16.79
		116	5580		17.00	16.87
		120	5600		17.00	16.95
		140	5700		17.00	16.72
		144	5720		17.00	16.90
	802.11n20-HT0	100	5500	MCS0	17.00	16.66
		116	5580		17.00	16.94
		120	5600		17.00	16.86
		140	5700		17.00	16.84
		144	5720		17.00	16.94
	802.11ac20-VHT0	100	5500	MCS0	17.00	16.78
		116	5580		17.00	16.82
		120	5600		17.00	16.79
		140	5700		17.00	16.96
		144	5720		17.00	16.75
	802.11ax20-HE0	100	5500	MCS0	17.00	16.79
		116	5580		17.00	16.74
		120	5600		17.00	16.81
		140	5700		17.00	16.98
		144	5720		17.00	16.89
	802.11n40-HT0	102	5510	MCS0	17.00	16.78
		110	5550		17.00	16.68
		118	5590		17.00	16.77
		134	5670		17.00	16.85
		142	5710		17.00	16.93
	802.11ac40-VHT0	102	5510	MCS0	17.00	16.85
		110	5550		17.00	16.97
		134	5670		17.00	16.93
		142	5710		17.00	16.88
	802.11ax40-HE0	102	5510	MCS0	17.00	16.84
		110	5550		17.00	16.90
		134	5670		17.00	16.77
		142	5710		17.00	16.79
	802.11ac80-VHT0	106	5530	MCS0	17.00	15.45
		122	5610		17.00	16.86
		138	5690		17.00	16.97
	802.11ax80-HE0	106	5530	MCS0	17.00	16.84
		122	5610		17.00	16.72
		138	5690		17.00	16.85

Chain 1						
Band	Mode	Channel	Frequency (MHz)	Data Rate	Max. Rated Avg. Power + Max. Tolerance (dBm)	Average power (dBm)
5600 MHz	802.11a	100	5500	6Mbps	17.00	16.96
		116	5580		17.00	16.84
		120	5600		17.00	16.87
		140	5700		17.00	16.90
		144	5720		17.00	16.78
	802.11n20-HT0	100	5500	MCS0	17.00	16.76
		116	5580		17.00	16.76
		120	5600		17.00	16.71
		140	5700		17.00	16.85
		144	5720		17.00	16.90
	802.11ac20-VHT0	100	5500	MCS0	17.00	16.85
		116	5580		17.00	16.89
		120	5600		17.00	16.79
		140	5700		17.00	16.76
		144	5720		17.00	16.86
	802.11ax20-HE0	100	5500	MCS0	17.00	16.77
		116	5580		17.00	16.94
		120	5600		17.00	16.97
		140	5700		17.00	16.83
		144	5720		17.00	16.73
	802.11n40-HT0	102	5510	MCS0	16.50	16.24
		110	5550		16.50	16.28
		118	5590		16.50	16.29
		134	5670		16.50	16.22
		142	5710		16.50	16.25
	802.11ac40-VHT0	102	5510	MCS0	16.50	16.30
		110	5550		16.50	16.22
		134	5670		16.50	16.27
		142	5710		16.50	16.36
	802.11ax40-HE0	102	5510	MCS0	16.50	16.24
		110	5550		16.50	16.36
		134	5670		16.50	16.31
		142	5710		16.50	16.30
	802.11ac80-VHT0	106	5530	MCS0	16.50	16.41
		122	5610		16.50	16.24
		138	5690		16.50	16.40
	802.11ax80-HE0	106	5530	MCS0	16.50	16.33
		122	5610		16.50	16.34
		138	5690		16.50	16.26

Chain 0						
Mode	Mode	Channel	Frequency (MHz)	Data Rate	Max. Rated Avg. Power + Max. Tolerance (dBm)	Average power (dBm)
5800 MHz	802.11a	149	5745	6Mbps	17.00	16.79
		157	5785		17.00	16.72
		165	5825		17.00	16.76
	802.11n20-HT0	149	5745	MCS0	17.00	16.74
		157	5785		17.00	16.80
		165	5825		17.00	16.76
	802.11ac20-VHT0	149	5745	MCS0	17.00	16.73
		157	5785		17.00	16.88
		165	5825		17.00	16.83
	802.11ax20-HE0	149	5745	MCS0	17.00	16.82
		157	5785		17.00	16.81
		165	5825		17.00	16.83
	802.11n40-HT0	151	5755	MCS0	17.00	16.80
		159	5795		17.00	16.78
	802.11ac40-VHT0	151	5755	MCS0	17.00	16.87
		159	5795		17.00	16.81
	802.11ax40-HE0	151	5755	MCS0	17.00	16.83
		159	5795		17.00	16.81
	802.11ac80-VHT0	155	5775	MCS0	17.00	16.98
	802.11ax80-HE0	155	5775	MCS0	17.00	16.66

Chain 1						
Mode	Mode	Channel	Frequency (MHz)	Data Rate	Max. Rated Avg. Power + Max. Tolerance (dBm)	Average power (dBm)
5800 MHz	802.11a	149	5745	6Mbps	16.00	15.70
		157	5785		16.00	15.65
		165	5825		16.00	15.83
	802.11n20-HT0	149	5745	MCS0	16.00	16.00
		157	5785		16.00	15.83
		165	5825		16.00	15.76
	802.11ac20-VHT0	149	5745	MCS0	16.00	15.92
		157	5785		16.00	15.72
		165	5825		16.00	15.92
	802.11ax20-HE0	149	5745	MCS0	16.00	15.77
		157	5785		16.00	15.97
		165	5825		16.00	15.82
	802.11n40-HT0	151	5755	MCS0	16.00	15.89
		159	5795		16.00	15.64
	802.11ac40-VHT0	151	5755	MCS0	16.00	15.93
		159	5795		16.00	15.83
	802.11ax40-HE0	151	5755	MCS0	16.00	15.82
		159	5795		16.00	15.73
	802.11ac80-VHT0	155	5775	MCS0	16.00	15.83
	802.11ax80-HE0	155	5775	MCS0	16.00	15.81

Unless otherwise stated the results shown in this test report refer only to the sample(s) tested and such sample(s) are retained for 90 days only.
除非另有說明，此報告結果僅對測試之樣品負責，同時此樣品僅保留90天。本報告未經本公司書面許可，不可部份複製。
This document is issued by the Company subject to its General Conditions of Service printed overleaf, available on request or accessible at http://www.sgs.com.tw/Terms-and-Conditions and for electronic format documents, subject to Terms and Conditions for Electronic Documents at http://www.sgs.com.tw/Terms-and-Conditions. Attention is drawn to the limitation of liability, indemnification and jurisdiction issues defined therein. Any holder of this document is advised that information contained hereon reflects the Company's findings at the time of its intervention only and within the limits of Client's instructions, if any. The Company's sole responsibility is to its Client and this document does not exonerate parties to a transaction from exercising all their rights and obligations under the transaction documents. This document cannot be reproduced except in full, without prior written approval of the Company. Any unauthorized alteration, forgery or falsification of the content or appearance of this document is unlawful and offenders may be prosecuted to the fullest extent of the law.

Bluetooth maximum power table:

Channel	Frequency (MHz)	1Mbps		2Mbps		3Mbps	
		Max. Rated Avg. Power + Max. Tolerance (dBm)	Average power (dBm)	Max. Rated Avg. Power + Max. Tolerance (dBm)	Average power (dBm)	Max. Rated Avg. Power + Max. Tolerance (dBm)	Average power (dBm)
CH 00	2402	13.50	12.13	13.50	8.40	13.50	8.48
CH 39	2441	13.50	12.55	13.50	9.05	13.50	9.03
CH 78	2480	12.00	10.64	12.00	7.03	12.00	7.02

Channel	Frequency (MHz)	GFSK	
		Max. Rated Avg.Power + Max. Tolerance (dBm)	verage Output Power (dBr
CH 37	2402	14.00	12.82
CH 18	2442	14.00	13.54
CH 39	2480	13.00	11.42

Channel	Frequency (MHz)	GFSK	
		Max. Rated Avg.Power + Max. Tolerance (dBm)	verage Output Power (dBr
CH 37	2402	11.50	10.26
CH 18	2442	11.50	11.15
CH 39	2480	11.00	9.07

Unless otherwise stated the results shown in this test report refer only to the sample(s) tested and such sample(s) are retained for 90 days only.
除非另有說明，此報告結果僅對測試之樣品負責，同時此樣品僅保留90天。本報告未經本公司書面許可，不可部份複製。
This document is issued by the Company subject to its General Conditions of Service printed overleaf, available on request or accessible at http://www.sgs.com.tw/Terms-and-Conditions and for electronic format documents, subject to Terms and Conditions for Electronic Documents at http://www.sgs.com.tw/Terms-and-Conditions. Attention is drawn to the limitation of liability, indemnification and jurisdiction issues defined therein. Any holder of this document is advised that information contained hereon reflects the Company's findings at the time of its intervention only and within the limits of Client's instructions, if any. The Company's sole responsibility is to its Client and this document does not exonerate parties to a transaction from exercising all their rights and obligations under the transaction documents. This document cannot be reproduced except in full, without prior written approval of the Company. Any unauthorized alteration, forgery or falsification of the content or appearance of this document is unlawful and offenders may be prosecuted to the fullest extent of the law.

Reduced power

2G

WWAN UAT hotspot calling mode reduced power
GSM 850 - conducted power table:

EUT mode	Frequency (MHz)	CH	Max. Rated Avg. Power + Max.Tolerance (dBm)	Burst average power	Source-based time average power
				Avg. (dBm)	Avg. (dBm)
GSM 850 (GMSK)	824.2	128	30.5	30.14	21.11
	836.6	190	30.5	30.46	21.43
	848.8	251	30.5	30.31	21.28
The division factor compared to the number of TX time slot					
Division factor				1 TX time slot	
				-9.03	

Unless otherwise stated the results shown in this test report refer only to the sample(s) tested and such sample(s) are retained for 90 days only.
除非另有說明，此報告結果僅對測試之樣品負責，同時此樣品僅保留90天。本報告未經本公司書面許可，不可部份複製。
This document is issued by the Company subject to its General Conditions of Service printed overleaf, available on request or accessible at http://www.sgs.com.tw/Terms-and-Conditions and for electronic format documents, subject to Terms and Conditions for Electronic Documents at http://www.sgs.com.tw/Terms-and-Conditions. Attention is drawn to the limitation of liability, indemnification and jurisdiction issues defined therein. Any holder of this document is advised that information contained hereon reflects the Company's findings at the time of its intervention only and within the limits of Client's instructions, if any. The Company's sole responsibility is to its Client and this document does not exonerate parties to a transaction from exercising all their rights and obligations under the transaction documents. This document cannot be reproduced except in full, without prior written approval of the Company. Any unauthorized alteration, forgery or falsification of the content or appearance of this document is unlawful and offenders may be prosecuted to the fullest extent of the law.

WWAN_LAT hotspot Reduced power
GSM 1900 - conducted power table:

EUT mode	Frequency (MHz)	CH	Max. Rated Avg. Power + Max.Tolerance (dBm)	Burst average power	Source-based time average power
				Avg. (dBm)	Avg. (dBm)
GSM1900 (GMSK)	1850.2	512	31	30.13	21.10
	1800	661	31	30.50	21.47
	1909.8	810	31	30.22	21.19
The division factor compared to the number of TX time slot					
Division factor				1 TX time slot	
				-9.03	

GPRS 1900 - conducted power table:

Burst average power				
Max. Rated Avg. Power + Max. Tolerance (dBm)			30.5	27.5
			1Dn1UP	1Dn2UP
EUT mode	Frequency (MHz)	CH	Avg. (dBm)	Avg. (dBm)
GPRS 1900 (GMSK)	1850.2	512	30.21	27.38
	1880	661	30.42	27.45
	1909.8	810	30.20	27.40
Source-based time average power				
GPRS 1900 (GMSK)	1850.2	512	21.18	21.36
	1880	661	21.39	21.43
	1909.8	810	21.17	21.38
The division factor compared to the number of TX time slot				
Division factor			1 TX time slot	2 TX time slot
			-9.03	-6.02

Unless otherwise stated the results shown in this test report refer only to the sample(s) tested and such sample(s) are retained for 90 days only.
除非另有說明，此報告結果僅對測試之樣品負責，同時此樣品僅保留90天。本報告未經本公司書面許可，不可部份複製。
This document is issued by the Company subject to its General Conditions of Service printed overleaf, available on request or accessible at http://www.sgs.com.tw/Terms-and-Conditions and for electronic format documents, subject to Terms and Conditions for Electronic Documents at http://www.sgs.com.tw/Terms-and-Conditions. Attention is drawn to the limitation of liability, indemnification and jurisdiction issues defined therein. Any holder of this document is advised that information contained hereon reflects the Company's findings at the time of its intervention only and within the limits of Client's instructions, if any. The Company's sole responsibility is to its Client and this document does not exonerate parties to a transaction from exercising all their rights and obligations under the transaction documents. This document cannot be reproduced except in full, without prior written approval of the Company. Any unauthorized alteration, forgery or falsification of the content or appearance of this document is unlawful and offenders may be prosecuted to the fullest extent of the law.

EDGE 1900 - conducted power table:

Burst average power				
Max. Rated Avg. Power + Max. Tolerance (dBm)			28	28
			1Dn1UP	1Dn2UP
EUT mode	Frequency (MHz)	CH	Avg. (dBm)	Avg. (dBm)
EDGE 1900 (8PSK)	1850.2	512	25.80	22.58
	1880	661	25.84	22.73
	1909.8	810	25.71	22.70
Source-based time average power				
EDGE 1900 (8PSK)	1850.2	512	16.77	16.56
	1880	661	16.81	16.71
	1909.8	810	16.68	16.68
The division factor compared to the number of TX time slot				
Division factor			1 TX time slot	2 TX time slot
			-9.03	-6.02

Unless otherwise stated the results shown in this test report refer only to the sample(s) tested and such sample(s) are retained for 90 days only.
除非另有說明，此報告結果僅對測試之樣品負責，同時此樣品僅保留90天。本報告未經本公司書面許可，不可部份複製。
This document is issued by the Company subject to its General Conditions of Service printed overleaf, available on request or accessible at http://www.sgs.com.tw/Terms-and-Conditions and for electronic format documents, subject to Terms and Conditions for Electronic Documents at http://www.sgs.com.tw/Terms-and-Conditions. Attention is drawn to the limitation of liability, indemnification and jurisdiction issues defined therein. Any holder of this document is advised that information contained hereon reflects the Company's findings at the time of its intervention only and within the limits of Client's instructions, if any. The Company's sole responsibility is to its Client and this document does not exonerate parties to a transaction from exercising all their rights and obligations under the transaction documents. This document cannot be reproduced except in full, without prior written approval of the Company. Any unauthorized alteration, forgery or falsification of the content or appearance of this document is unlawful and offenders may be prosecuted to the fullest extent of the law.

WWAN LAT hotspot calling mode reduced power
GSM 850 - conducted power table:

EUT mode	Frequency (MHz)	CH	Max. Rated Avg. Power + Max.Tolerance (dBm)	Burst average power	Source-based time average power
				Avg. (dBm)	Avg. (dBm)
GSM 850 (GMSK)	824.2	128	34	32.04	23.01
	836.6	190	34	32.42	23.39
	848.8	251	34	32.21	23.18
The division factor compared to the number of TX time slot					
Division factor				1 TX time slot	
				-9.03	

GPRS 850 - conducted power table:

Burst average power				
Max. Rated Avg. Power + Max. Tolerance (dBm)			34	33
			1Dn1UP	1Dn2UP
EUT mode	Frequency (MHz)	CH	Avg. (dBm)	Avg. (dBm)
GPRS 850 (GMSK)	824.2	128	32.18	32.13
	836.6	190	32.48	32.20
	848.8	251	32.27	32.19
Source-based time average power				
GPRS 850 (GMSK)	824.2	128	23.15	26.11
	836.6	190	23.45	26.18
	848.8	251	23.24	26.17
The division factor compared to the number of TX time slot				
Division factor			1 TX time slot	2 TX time slot
			-9.03	-6.02

Unless otherwise stated the results shown in this test report refer only to the sample(s) tested and such sample(s) are retained for 90 days only.
除非另有說明，此報告結果僅對測試之樣品負責，同時此樣品僅保留90天。本報告未經本公司書面許可，不可部份複製。
This document is issued by the Company subject to its General Conditions of Service printed overleaf, available on request or accessible at http://www.sgs.com.tw/Terms-and-Conditions and for electronic format documents, subject to Terms and Conditions for Electronic Documents at http://www.sgs.com.tw/Terms-and-Conditions. Attention is drawn to the limitation of liability, indemnification and jurisdiction issues defined therein. Any holder of this document is advised that information contained hereon reflects the Company's findings at the time of its intervention only and within the limits of Client's instructions, if any. The Company's sole responsibility is to its Client and this document does not exonerate parties to a transaction from exercising all their rights and obligations under the transaction documents. This document cannot be reproduced except in full, without prior written approval of the Company. Any unauthorized alteration, forgery or falsification of the content or appearance of this document is unlawful and offenders may be prosecuted to the fullest extent of the law.

WWAN LAT hotspot camera mode reduced power
GSM 850 - conducted power table:

EUT mode	Frequency (MHz)	CH	Max. Rated Avg. Power + Max.Tolerance (dBm)	Burst average power	Source-based time average power
				Avg. (dBm)	Avg. (dBm)
GSM 850 (GMSK)	824.2	128	34	32.04	23.01
	836.6	190	34	32.42	23.39
	848.8	251	34	32.21	23.18
The division factor compared to the number of TX time slot					
Division factor				1 TX time slot	
				-9.03	

GPRS 850 - conducted power table:

Burst average power				
Max. Rated Avg. Power + Max. Tolerance (dBm)			34	31
			1Dn1UP	1Dn2UP
EUT mode	Frequency (MHz)	CH	Avg. (dBm)	Avg. (dBm)
GPRS 850 (GMSK)	824.2	128	32.18	30.83
	836.6	190	32.48	30.95
	848.8	251	32.27	30.91
Source-based time average power				
GPRS 850 (GMSK)	824.2	128	23.15	24.81
	836.6	190	23.45	24.93
	848.8	251	23.24	24.89
The division factor compared to the number of TX time slot				
Division factor			1 TX time slot	2 TX time slot
			-9.03	-6.02

Unless otherwise stated the results shown in this test report refer only to the sample(s) tested and such sample(s) are retained for 90 days only.
除非另有說明，此報告結果僅對測試之樣品負責，同時此樣品僅保留90天。本報告未經本公司書面許可，不可部份複製。
This document is issued by the Company subject to its General Conditions of Service printed overleaf, available on request or accessible at http://www.sgs.com.tw/Terms-and-Conditions and for electronic format documents, subject to Terms and Conditions for Electronic Documents at http://www.sgs.com.tw/Terms-and-Conditions. Attention is drawn to the limitation of liability, indemnification and jurisdiction issues defined therein. Any holder of this document is advised that information contained hereon reflects the Company's findings at the time of its intervention only and within the limits of Client's instructions, if any. The Company's sole responsibility is to its Client and this document does not exonerate parties to a transaction from exercising all their rights and obligations under the transaction documents. This document cannot be reproduced except in full, without prior written approval of the Company. Any unauthorized alteration, forgery or falsification of the content or appearance of this document is unlawful and offenders may be prosecuted to the fullest extent of the law.

WWAN LAT hotspot normal landscape mode reduced power
GSM 850 - conducted power table:

EUT mode	Frequency (MHz)	CH	Max. Rated Avg. Power + Max.Tolerance (dBm)	Burst average power	Source-based time average power
				Avg. (dBm)	Avg. (dBm)
GSM 850 (GMSK)	824.2	128	34	32.04	23.01
	836.6	190	34	32.42	23.39
	848.8	251	34	32.21	23.18
The division factor compared to the number of TX time slot					
Division factor				1 TX time slot	
				-9.03	

GPRS 850 - conducted power table:

Burst average power				
Max. Rated Avg. Power + Max. Tolerance (dBm)			34	32.5
			1Dn1UP	1Dn2UP
EUT mode	Frequency (MHz)	CH	Avg. (dBm)	Avg. (dBm)
GPRS 850 (GMSK)	824.2	128	32.18	30.83
	836.6	190	32.48	30.95
	848.8	251	32.27	30.91
Source-based time average power				
GPRS 850 (GMSK)	824.2	128	23.15	24.81
	836.6	190	23.45	24.93
	848.8	251	23.24	24.89
The division factor compared to the number of TX time slot				
Division factor			1 TX time slot	2 TX time slot
			-9.03	-6.02

Unless otherwise stated the results shown in this test report refer only to the sample(s) tested and such sample(s) are retained for 90 days only.
除非另有說明，此報告結果僅對測試之樣品負責，同時此樣品僅保留90天。本報告未經本公司書面許可，不可部份複製。
This document is issued by the Company subject to its General Conditions of Service printed overleaf, available on request or accessible at http://www.sgs.com.tw/Terms-and-Conditions and for electronic format documents, subject to Terms and Conditions for Electronic Documents at http://www.sgs.com.tw/Terms-and-Conditions. Attention is drawn to the limitation of liability, indemnification and jurisdiction issues defined therein. Any holder of this document is advised that information contained hereon reflects the Company's findings at the time of its intervention only and within the limits of Client's instructions, if any. The Company's sole responsibility is to its Client and this document does not exonerate parties to a transaction from exercising all their rights and obligations under the transaction documents. This document cannot be reproduced except in full, without prior written approval of the Company. Any unauthorized alteration, forgery or falsification of the content or appearance of this document is unlawful and offenders may be prosecuted to the fullest extent of the law.

WWAN LAT hotspot gaming mode reduced power
GSM 850 - conducted power table:

EUT mode	Frequency (MHz)	CH	Max. Rated Avg. Power + Max.Tolerance (dBm)	Burst average power	Source-based time average power
				Avg. (dBm)	Avg. (dBm)
GSM 850 (GMSK)	824.2	128	34	32.04	23.01
	836.6	190	34	32.42	23.39
	848.8	251	34	32.21	23.18
The division factor compared to the number of TX time slot					
Division factor				1 TX time slot	
				-9.03	

GPRS 850 - conducted power table:

Burst average power				
Max. Rated Avg. Power + Max. Tolerance (dBm)			34	32
			1Dn1UP	1Dn2UP
EUT mode	Frequency (MHz)	CH	Avg. (dBm)	Avg. (dBm)
GPRS 850 (GMSK)	824.2	128	32.18	30.83
	836.6	190	32.48	30.95
	848.8	251	32.27	30.91
Source-based time average power				
GPRS 850 (GMSK)	824.2	128	23.15	24.81
	836.6	190	23.45	24.93
	848.8	251	23.24	24.89
The division factor compared to the number of TX time slot				
Division factor			1 TX time slot	2 TX time slot
			-9.03	-6.02

Unless otherwise stated the results shown in this test report refer only to the sample(s) tested and such sample(s) are retained for 90 days only.
除非另有說明，此報告結果僅對測試之樣品負責，同時此樣品僅保留90天。本報告未經本公司書面許可，不可部份複製。
This document is issued by the Company subject to its General Conditions of Service printed overleaf, available on request or accessible at http://www.sgs.com.tw/Terms-and-Conditions and for electronic format documents, subject to Terms and Conditions for Electronic Documents at http://www.sgs.com.tw/Terms-and-Conditions. Attention is drawn to the limitation of liability, indemnification and jurisdiction issues defined therein. Any holder of this document is advised that information contained hereon reflects the Company's findings at the time of its intervention only and within the limits of Client's instructions, if any. The Company's sole responsibility is to its Client and this document does not exonerate parties to a transaction from exercising all their rights and obligations under the transaction documents. This document cannot be reproduced except in full, without prior written approval of the Company. Any unauthorized alteration, forgery or falsification of the content or appearance of this document is unlawful and offenders may be prosecuted to the fullest extent of the law.

Reduced power

3G

WWAN_LAT hotspot reduced power
WCDMA Band II - HSDPA / HSUPA / HSPA+ / DC-HSDPA Conducted power table (Unit: dBm):

Band		WCDMA II		
TX Channel		9262	9400	9538
Frequency (MHz)		1852.4	1880	1907.6
Max. Rated Avg. Power+Max. Tolerance (dBm)		**21.50**		
3GPP Rel 99	RMC 12.2Kbps	21.39	21.41	21.34
3GPP Rel 5	HSDPA Subtest-1	20.31	20.37	20.32
	HSDPA Subtest-2	20.35	20.35	20.26
	HSDPA Subtest-3	19.90	19.78	19.78
	HSDPA Subtest-4	19.99	19.80	19.72
3GPP Rel 6	HSUPA Subtest-1	20.36	20.28	20.22
	HSUPA Subtest-2	19.85	19.83	19.83
	HSUPA Subtest-3	20.33	20.38	20.14
	HSUPA Subtest-4	20.43	20.36	20.33
	HSUPA Subtest-5	20.33	20.22	20.21
3GPP Rel 7	HSUPA Subtest-1	20.35	20.25	20.18
3GPP Rel 8	HSUPA Subtest-2	20.18	20.12	20.17
	HSUPA Subtest-3	20.24	20.34	20.29
	HSUPA Subtest-4	19.65	19.69	19.69
	HSUPA Subtest-5	19.97	19.94	19.71

Unless otherwise stated the results shown in this test report refer only to the sample(s) tested and such sample(s) are retained for 90 days only.
除非另有說明，此報告結果僅對測試之樣品負責，同時此樣品僅保留90天。本報告未經本公司書面許可，不可部份複製。
This document is issued by the Company subject to its General Conditions of Service printed overleaf, available on request or accessible at http://www.sgs.com.tw/Terms-and-Conditions and for electronic format documents, subject to Terms and Conditions for Electronic Documents at http://www.sgs.com.tw/Terms-and-Conditions. Attention is drawn to the limitation of liability, indemnification and jurisdiction issues defined therein. Any holder of this document is advised that information contained hereon reflects the Company's findings at the time of its intervention only and within the limits of Client's instructions, if any. The Company's sole responsibility is to its Client and this document does not exonerate parties to a transaction from exercising all their rights and obligations under the transaction documents. This document cannot be reproduced except in full, without prior written approval of the Company. Any unauthorized alteration, forgery or falsification of the content or appearance of this document is unlawful and offenders may be prosecuted to the fullest extent of the law.

WWAN_LAT hotspot reduced power
WCDMA Band IV - HSDPA / HSUPA / HSPA+ / DC-HSDPA Conducted power table (Unit: dBm):

Band		WCDMA IV		
TX Channel		1312	1412	1513
Frequency (MHz)		1712.4	1732.4	1752.6
Max. Rated Avg. Power+Max. Tolerance (dBm)		**22.50**		
3GPP Rel 99	RMC 12.2Kbps	22.46	22.43	22.48
3GPP Rel 5	HSDPA Subtest-1	21.31	21.37	21.42
	HSDPA Subtest-2	21.35	21.31	21.36
	HSDPA Subtest-3	20.94	20.83	20.83
	HSDPA Subtest-4	20.83	20.96	20.92
3GPP Rel 6	HSUPA Subtest-1	21.51	21.27	21.31
	HSUPA Subtest-2	20.86	20.84	20.79
	HSUPA Subtest-3	21.44	21.47	21.33
	HSUPA Subtest-4	21.35	21.26	21.40
	HSUPA Subtest-5	21.25	21.39	21.32
3GPP Rel 7	HSUPA Subtest-1	21.33	21.37	21.35
3GPP Rel 8	HSUPA Subtest-2	21.24	21.28	21.15
	HSUPA Subtest-3	20.89	20.82	20.87
	HSUPA Subtest-4	20.76	20.92	20.92
	HSUPA Subtest-5	21.31	21.13	21.28

Unless otherwise stated the results shown in this test report refer only to the sample(s) tested and such sample(s) are retained for 90 days only.
除非另有說明，此報告結果僅對測試之樣品負責，同時此樣品僅保留90天。本報告未經本公司書面許可，不可部份複製。
This document is issued by the Company subject to its General Conditions of Service printed overleaf, available on request or accessible at http://www.sgs.com.tw/Terms-and-Conditions and for electronic format documents, subject to Terms and Conditions for Electronic Documents at http://www.sgs.com.tw/Terms-and-Conditions. Attention is drawn to the limitation of liability, indemnification and jurisdiction issues defined therein. Any holder of this document is advised that information contained hereon reflects the Company's findings at the time of its intervention only and within the limits of Client's instructions, if any. The Company's sole responsibility is to its Client and this document does not exonerate parties to a transaction from exercising all their rights and obligations under the transaction documents. This document cannot be reproduced except in full, without prior written approval of the Company. Any unauthorized alteration, forgery or falsification of the content or appearance of this document is unlawful and offenders may be prosecuted to the fullest extent of the law.

WWAN_UAT hotspot calling mode reduced power
WCDMA Band V - HSDPA / HSUPA / HSPA+ / DC-HSDPA Conducted power table (Unit: dBm):

Band		WCDMA V		
TX Channel		4132	4183	4233
Frequency (MHz)		826.4	836.6	846.6
Max. Rated Avg. Power+Max. Tolerance (dBm)		**21.00**		
3GPP Rel 99	RMC 12.2Kbps	20.98	20.83	20.79
3GPP Rel 5	HSDPA Subtest-1	19.95	19.85	19.75
	HSDPA Subtest-2	19.94	19.83	19.72
	HSDPA Subtest-3	19.43	19.34	19.25
	HSDPA Subtest-4	19.44	19.32	19.21
3GPP Rel 6	HSUPA Subtest-1	19.99	19.87	19.77
	HSUPA Subtest-2	19.45	19.34	19.24
	HSUPA Subtest-3	19.89	19.87	19.75
	HSUPA Subtest-4	19.93	19.83	19.77
	HSUPA Subtest-5	19.95	19.79	19.76
3GPP Rel 7	HSUPA Subtest-1	19.90	19.84	19.91
3GPP Rel 8	HSUPA Subtest-2	19.91	19.82	19.73
	HSUPA Subtest-3	19.43	19.33	19.25
	HSUPA Subtest-4	19.51	19.41	19.34
	HSUPA Subtest-5	19.84	19.81	19.72

Unless otherwise stated the results shown in this test report refer only to the sample(s) tested and such sample(s) are retained for 90 days only.
除非另有說明，此報告結果僅對測試之樣品負責，同時此樣品僅保留90天。本報告未經本公司書面許可，不可部份複製。
This document is issued by the Company subject to its General Conditions of Service printed overleaf, available on request or accessible at http://www.sgs.com.tw/Terms-and-Conditions and for electronic format documents, subject to Terms and Conditions for Electronic Documents at http://www.sgs.com.tw/Terms-and-Conditions. Attention is drawn to the limitation of liability, indemnification and jurisdiction issues defined therein. Any holder of this document is advised that information contained hereon reflects the Company's findings at the time of its intervention only and within the limits of Client's instructions, if any. The Company's sole responsibility is to its Client and this document does not exonerate parties to a transaction from exercising all their rights and obligations under the transaction documents. This document cannot be reproduced except in full, without prior written approval of the Company. Any unauthorized alteration, forgery or falsification of the content or appearance of this document is unlawful and offenders may be prosecuted to the fullest extent of the law.

WWAN LAT hotspot camera mode reduced power
WCDMA Band V - HSDPA / HSUPA / HSPA+ / DC-HSDPA Conducted power table (Unit: dBm):

Band		WCDMA V		
TX Channel		4132	4183	4233
Frequency (MHz)		826.4	836.6	846.6
Max. Rated Avg. Power+Max. Tolerance (dBm)		**23.50**		
3GPP Rel 99	RMC 12.2Kbps	23.18	23.13	23.09
3GPP Rel 5	HSDPA Subtest-1	22.15	22.07	23.11
	HSDPA Subtest-2	22.21	22.36	23.10
	HSDPA Subtest-3	21.64	21.86	23.13
	HSDPA Subtest-4	21.67	21.77	23.12
3GPP Rel 6	HSUPA Subtest-1	22.15	22.10	22.03
	HSUPA Subtest-2	21.66	21.59	21.61
	HSUPA Subtest-3	22.14	22.05	22.12
	HSUPA Subtest-4	22.15	22.09	22.08
	HSUPA Subtest-5	22.18	22.05	22.06
3GPP Rel 7	HSUPA Subtest-1	22.10	22.05	21.98
3GPP Rel 8	HSUPA Subtest-2	21.63	21.56	21.58
	HSUPA Subtest-3	21.98	21.89	21.96
	HSUPA Subtest-4	22.01	21.95	21.94
	HSUPA Subtest-5	22.05	21.92	21.93

Unless otherwise stated the results shown in this test report refer only to the sample(s) tested and such sample(s) are retained for 90 days only.
除非另有說明，此報告結果僅對測試之樣品負責，同時此樣品僅保留90天。本報告未經本公司書面許可，不可部份複製。
This document is issued by the Company subject to its General Conditions of Service printed overleaf, available on request or accessible at http://www.sgs.com.tw/Terms-and-Conditions and for electronic format documents, subject to Terms and Conditions for Electronic Documents at http://www.sgs.com.tw/Terms-and-Conditions. Attention is drawn to the limitation of liability, indemnification and jurisdiction issues defined therein. Any holder of this document is advised that information contained hereon reflects the Company's findings at the time of its intervention only and within the limits of Client's instructions, if any. The Company's sole responsibility is to its Client and this document does not exonerate parties to a transaction from exercising all their rights and obligations under the transaction documents. This document cannot be reproduced except in full, without prior written approval of the Company. Any unauthorized alteration, forgery or falsification of the content or appearance of this document is unlawful and offenders may be prosecuted to the fullest extent of the law.

WWAN LAT hotspot gaming mode reduced power
WCDMA Band V - HSDPA / HSUPA / HSPA+ / DC-HSDPA Conducted power table (Unit: dBm):

Band		WCDMA V		
TX Channel		4132	4183	4233
Frequency (MHz)		826.4	836.6	846.6
Max. Rated Avg. Power+Max. Tolerance (dBm)		**24.00**		
3GPP Rel 99	RMC 12.2Kbps	23.18	23.13	23.09
3GPP Rel 5	HSDPA Subtest-1	22.15	22.07	23.11
	HSDPA Subtest-2	22.21	22.36	23.10
	HSDPA Subtest-3	21.64	21.86	23.13
	HSDPA Subtest-4	21.67	21.77	23.12
3GPP Rel 6	HSUPA Subtest-1	22.15	22.10	22.03
	HSUPA Subtest-2	21.66	21.59	21.61
	HSUPA Subtest-3	22.14	22.05	22.12
	HSUPA Subtest-4	22.15	22.09	22.08
	HSUPA Subtest-5	22.18	22.05	22.06
3GPP Rel 7	HSUPA Subtest-1	22.10	22.05	21.98
3GPP Rel 8	HSUPA Subtest-2	21.63	21.56	21.58
	HSUPA Subtest-3	21.98	21.89	21.96
	HSUPA Subtest-4	22.01	21.95	21.94
	HSUPA Subtest-5	22.05	21.92	21.93

Subtests for WCDMA Release 5 HSDPA

SUB-TEST	β_c	β_d	β_d *(SF)*	β_c/β_d	β_{HS} *(Note1, Note 2)*	CM (dB) *(Note 3)*	MPR (dB) *(Note 3)*
1	2/15	15/15	64	2/15	4/15	0.0	0.0
2	12/15	15/15	64	12/15	24/15	1.0	0.0
3	15/15	8/15	64	15/8	30/15	1.5	0.5
4	15/15	4/15	64	15/4	30/15	1.5	0.5

Subtests for WCDMA Release 6 HSUPA

SUB-TEST	β_c	β_d	β_d *(SF)*	β_c/β_d	β_{HS} *(Note1)*	β_{ec}	β_{ed} *(Note 5) (Note 6)*	β_{ed} *(SF)*	β_{ed} *(Codes)*	CM *(dB) (Note 2)*	MPR *(dB) (Note 2)*	*AG Index (Note 6)*	*E-TFCI*
1	11/15	15/15	64	11/15	22/15	209/225	1309/225	4	1	1.0	0.0	20	75
2	6/15	15/15	64	6/15	12/15	12/15	94/75	4	1	3.0	2.0	12	67
3	15/15	9/15	64	15/9	30/15	30/15	$\beta_{ed}1$: 47/15 $\beta_{ed}2$: 47/15	4 4	2	2.0	1.0	15	92
4	2/15	15/15	64	2/15	4/15	2/15	56/75	4	1	3.0	2.0	17	71
5	15/15	15/15	64	15/15	30/15	24/15	134/15	4	1	1.0	0.0	21	81

Unless otherwise stated the results shown in this test report refer only to the sample(s) tested and such sample(s) are retained for 90 days only.
除非另有說明，此報告結果僅對測試之樣品負責，同時此樣品僅保留90天。本報告未經本公司書面許可，不可部份複製。
This document is issued by the Company subject to its General Conditions of Service printed overleaf, available on request or accessible at http://www.sgs.com.tw/Terms-and-Conditions and for electronic format documents, subject to Terms and Conditions for Electronic Documents at http://www.sgs.com.tw/Terms-and-Conditions. Attention is drawn to the limitation of liability, indemnification and jurisdiction issues defined therein. Any holder of this document is advised that information contained hereon reflects the Company's findings at the time of its intervention only and within the limits of Client's instructions, if any. The Company's sole responsibility is to its Client and this document does not exonerate parties to a transaction from exercising all their rights and obligations under the transaction documents. This document cannot be reproduced except in full, without prior written approval of the Company. Any unauthorized alteration, forgery or falsification of the content or appearance of this document is unlawful and offenders may be prosecuted to the fullest extent of the law.

Reduced power

4G

LTE FDD Band 2 / Band 4 / Band 5 / Band 7 / Band 12 / Band 13 / Band 17 / Band 25 / Band 26 / Band 30 / Band 66 / Band 71 - conducted power table:

LTE FDD Band 2 - conducted power table:
Uplink CA Inter-band power

FDD Band 2

BW(MHz)	Modulation	RB Size	RB Offset	Frequency (MHz)	Channel	Conducted power (dBm)	Target Max. Tolerance	MPR Allowed per 3GPP(dB)
15	QPSK	1 RB	0	1850.7	18707	24.75	23±2	0
				1880	18900	24.75	23±2	0
				1909.3	19093	24.75	23±2	0
			50	1850.7	18707	24.75	23±2	0
				1880	18900	24.75	23±2	0
				1909.3	19093	24.75	23±2	0
			99	1850.7	18707	24.75	23±2	0
				1880	18900	24.75	23±2	0
				1909.3	19093	24.75	23±2	0
		50 RB	0	1850.7	18707	17.83	18±2	0.1
				1880	18900	17.83	18±2	0.1
				1909.3	19093	17.83	18±2	0.1
			25	1850.7	18707	17.79	18±2	0.1
				1880	18900	17.79	18±2	0.1
				1909.3	19093	17.79	18±2	0.1
			50	1850.7	18707	17.77	18±2	0.1
				1880	18900	17.77	18±2	0.1
				1909.3	19093	17.77	18±2	0.1
		100RB		1850.7	18707	17.74	18±2	0.1
				1880	18900	17.74	18±2	0.1
				1909.3	19093	17.74	18±2	0.1
	16-QAM	1 RB	0	1850.7	18707	23.75	22±2	0.1
				1880	18900	23.75	22±2	0.1
				1909.3	19093	23.75	22±2	0.1
			50	1850.7	18707	23.75	22±2	0.1
				1880	18900	23.75	22±2	0.1
				1909.3	19093	23.75	22±2	0.1
			99	1850.7	18707	23.75	22±2	0.1
				1880	18900	23.75	22±2	0.1
				1909.3	19093	23.75	22±2	0.1
		50 RB	0	1850.7	18707	16.83	17±2	0.2
				1880	18900	16.83	17±2	0.2
				1909.3	19093	16.83	17±2	0.2
			25	1850.7	18707	16.79	17±2	0.2
				1880	18900	16.79	17±2	0.2
				1909.3	19093	16.79	17±2	0.2
			50	1850.7	18707	16.77	17±2	0.2
				1880	18900	16.77	17±2	0.2
				1909.3	19093	16.77	17±2	0.2
		100RB		1850.7	18707	16.74	17±2	0.2
				1880	18900	16.74	17±2	0.2
				1909.3	19093	16.74	17±2	0.2
	64-QAM	1 RB	0	1850.7	18707	22.75	21±2	0.2
				1880	18900	22.75	21±2	0.2
				1909.3	19093	22.75	21±2	0.2
			50	1850.7	18707	22.75	21±2	0.2
				1880	18900	22.75	21±2	0.2
				1909.3	19093	22.75	21±2	0.2
			99	1850.7	18707	22.75	21±2	0.2
				1880	18900	22.75	21±2	0.2
				1909.3	19093	22.75	21±2	0.2
		50 RB	0	1850.7	18707	15.83	16±2	0.3
				1880	18900	15.83	16±2	0.3
				1909.3	19093	15.83	16±2	0.3
			25	1850.7	18707	15.79	16±2	0.3
				1880	18900	15.79	16±2	0.3
				1909.3	19093	15.79	16±2	0.3
			50	1850.7	18707	15.77	16±2	0.3
				1880	18900	15.77	16±2	0.3
				1909.3	19093	15.77	16±2	0.3
		100RB		1850.7	18707	15.74	16±2	0.3
				1880	18900	15.74	16±2	0.3
				1909.3	19093	15.74	16±2	0.3
	256-QAM	1 RB	0	1850.7	18707	21.75	20±2	0.5
				1880	18900	21.75	20±2	0.5
				1909.3	19093	21.75	20±2	0.5
			50	1850.7	18707	21.75	20±2	0.5
				1880	18900	21.75	20±2	0.5
				1909.3	19093	21.75	20±2	0.5
			99	1850.7	18707	21.75	20±2	0.5
				1880	18900	21.75	20±2	0.5
				1909.3	19093	21.75	20±2	0.5
		50 RB	0	1850.7	18707	14.83	15±2	0.5
				1880	18900	14.83	15±2	0.5
				1909.3	19093	14.83	15±2	0.5
			25	1850.7	18707	14.79	15±2	0.5
				1880	18900	14.79	15±2	0.5
				1909.3	19093	14.79	15±2	0.5
			50	1850.7	18707	14.77	15±2	0.5
				1880	18900	14.77	15±2	0.5
				1909.3	19093	14.77	15±2	0.5
		100RB		1850.7	18707	14.74	15±2	0.5
				1880	18900	14.74	15±2	0.5
				1909.3	19093	14.74	15±2	0.5

FDD Band 2

BW(MHz)	Modulation	RB Size	RB Offset	Frequency (MHz)	Channel	Conducted power (dBm)	Target Max. Tolerance	MPR Allowed per 3GPP(dB)
10	QPSK	1 RB	0	1851.5	18607	24.75	23±2	0
				1880	18900	24.75	23±2	0
				1908.5	19193	24.75	23±2	0
			25	1851.5	18607	24.75	23±2	0
				1880	18900	24.75	23±2	0
				1908.5	19193	24.75	23±2	0
			49	1851.5	18607	24.75	23±2	0
				1880	18900	24.75	23±2	0
				1908.5	19193	24.75	23±2	0
		25 RB	0	1851.5	18607	17.83	18±2	0.1
				1880	18900	17.83	18±2	0.1
				1908.5	19193	17.83	18±2	0.1
			12	1851.5	18607	17.79	18±2	0.1
				1880	18900	17.79	18±2	0.1
				1908.5	19193	17.79	18±2	0.1
			25	1851.5	18607	17.77	18±2	0.1
				1880	18900	17.77	18±2	0.1
				1908.5	19193	17.77	18±2	0.1
		50RB		1851.5	18607	17.74	18±2	0.1
				1880	18900	17.74	18±2	0.1
				1908.5	19193	17.74	18±2	0.1
	16-QAM	1 RB	0	1851.5	18607	23.75	22±2	0.1
				1880	18900	23.75	22±2	0.1
				1908.5	19193	23.75	22±2	0.1
			25	1851.5	18607	23.75	22±2	0.1
				1880	18900	23.75	22±2	0.1
				1908.5	19193	23.75	22±2	0.1
			49	1851.5	18607	23.75	22±2	0.1
				1880	18900	23.75	22±2	0.1
				1908.5	19193	23.75	22±2	0.1
		25 RB	0	1851.5	18607	16.83	17±2	0.2
				1880	18900	16.83	17±2	0.2
				1908.5	19193	16.83	17±2	0.2
			12	1851.5	18607	16.79	17±2	0.2
				1880	18900	16.79	17±2	0.2
				1908.5	19193	16.79	17±2	0.2
			25	1851.5	18607	16.77	17±2	0.2
				1880	18900	16.77	17±2	0.2
				1908.5	19193	16.77	17±2	0.2
		50RB		1851.5	18607	16.74	17±2	0.2
				1880	18900	16.74	17±2	0.2
				1908.5	19193	16.74	17±2	0.2
	64-QAM	1 RB	0	1851.5	18607	22.75	21±2	0.2
				1880	18900	22.75	21±2	0.2
				1908.5	19193	22.75	21±2	0.2
			25	1851.5	18607	22.75	21±2	0.2
				1880	18900	22.75	21±2	0.2
				1908.5	19193	22.75	21±2	0.2
			49	1851.5	18607	22.75	21±2	0.2
				1880	18900	22.75	21±2	0.2
				1908.5	19193	22.75	21±2	0.2
		25 RB	0	1851.5	18607	15.83	16±2	0.3
				1880	18900	15.83	16±2	0.3
				1908.5	19193	15.83	16±2	0.3
			12	1851.5	18607	15.79	16±2	0.3
				1880	18900	15.79	16±2	0.3
				1908.5	19193	15.79	16±2	0.3
			25	1851.5	18607	15.77	16±2	0.3
				1880	18900	15.77	16±2	0.3
				1908.5	19193	15.77	16±2	0.3
		50RB		1851.5	18607	15.74	16±2	0.3
				1880	18900	15.74	16±2	0.3
				1908.5	19193	15.74	16±2	0.3
	256-QAM	1 RB	0	1851.5	18607	21.75	20±2	0.5
				1880	18900	21.75	20±2	0.5
				1908.5	19193	21.75	20±2	0.5
			25	1851.5	18607	21.75	20±2	0.5
				1880	18900	21.75	20±2	0.5
				1908.5	19193	21.75	20±2	0.5
			49	1851.5	18607	21.75	20±2	0.5
				1880	18900	21.75	20±2	0.5
				1908.5	19193	21.75	20±2	0.5
		25 RB	0	1851.5	18607	14.83	15±2	0.5
				1880	18900	14.83	15±2	0.5
				1908.5	19193	14.83	15±2	0.5
			12	1851.5	18607	14.79	15±2	0.5
				1880	18900	14.79	15±2	0.5
				1908.5	19193	14.79	15±2	0.5
			25	1851.5	18607	14.77	15±2	0.5
				1880	18900	14.77	15±2	0.5
				1908.5	19193	14.77	15±2	0.5
		50RB		1851.5	18607	14.74	15±2	0.5
				1880	18900	14.74	15±2	0.5
				1908.5	19193	14.74	15±2	0.5

FDD Band 2

BW(MHz)	Modulation	RB Size	RB Offset	Frequency (MHz)	Channel	Conducted power (dBm)	Target Max. Tolerance	MPR Allowed per 3GPP(dB)
5	QPSK	1 RB	0	1852.5	18607	24.75	23±2	0
				1880	18900	24.75	23±2	0
				1907.5	19193	24.75	23±2	0
			13	1852.5	18607	24.75	23±2	0
				1880	18900	24.75	23±2	0
				1907.5	19193	24.75	23±2	0
			24	1852.5	18607	24.75	23±2	0
				1880	18900	24.75	23±2	0
				1907.5	19193	24.75	23±2	0
		12 RB	0	1852.5	18607	17.75	18±2	0.1
				1880	18900	17.75	18±2	0.1
				1907.5	19193	17.75	18±2	0.1
			6	1852.5	18607	17.75	18±2	0.1
				1880	18900	17.75	18±2	0.1
				1907.5	19193	17.75	18±2	0.1
			11	1852.5	18607	17.75	18±2	0.1
				1880	18900	17.75	18±2	0.1
				1907.5	19193	17.75	18±2	0.1
		25RB		1852.5	18607	17.75	18±2	0.1
				1880	18900	17.75	18±2	0.1
				1907.5	19193	17.75	18±2	0.1
	16-QAM	1 RB	0	1852.5	18607	23.75	22±2	0.1
				1880	18900	23.75	22±2	0.1
				1907.5	19193	23.75	22±2	0.1
			13	1852.5	18607	23.75	22±2	0.1
				1880	18900	23.75	22±2	0.1
				1907.5	19193	23.75	22±2	0.1
			24	1852.5	18607	23.75	22±2	0.1
				1880	18900	23.75	22±2	0.1
				1907.5	19193	23.75	22±2	0.1
		12 RB	0	1852.5	18607	16.83	17±2	0.2
				1880	18900	16.83	17±2	0.2
				1907.5	19193	16.83	17±2	0.2
			6	1852.5	18607	16.83	17±2	0.2
				1880	18900	16.83	17±2	0.2
				1907.5	19193	16.83	17±2	0.2
			11	1852.5	18607	16.83	17±2	0.2
				1880	18900	16.83	17±2	0.2
				1907.5	19193	16.83	17±2	0.2
		25RB		1852.5	18607	16.83	17±2	0.2
				1880	18900	16.83	17±2	0.2
				1907.5	19193	16.83	17±2	0.2
	64-QAM	1 RB	0	1852.5	18607	22.75	21±2	0.2
				1880	18900	22.75	21±2	0.2
				1907.5	19193	22.75	21±2	0.2
			13	1852.5	18607	22.75	21±2	0.2
				1880	18900	22.75	21±2	0.2
				1907.5	19193	22.75	21±2	0.2
			24	1852.5	18607	22.75	21±2	0.2
				1880	18900	22.75	21±2	0.2
				1907.5	19193	22.75	21±2	0.2
		12 RB	0	1852.5	18607	15.83	16±2	0.3
				1880	18900	15.83	16±2	0.3
				1907.5	19193	15.83	16±2	0.3
			6	1852.5	18607	15.83	16±2	0.3
				1880	18900	15.83	16±2	0.3
				1907.5	19193	15.83	16±2	0.3
			11	1852.5	18607	15.83	16±2	0.3
				1880	18900	15.83	16±2	0.3
				1907.5	19193	15.83	16±2	0.3
		25RB		1852.5	18607	15.83	16±2	0.3
				1880	18900	15.83	16±2	0.3
				1907.5	19193	15.83	16±2	0.3
	256-QAM	1 RB	0	1852.5	18607	21.75	20±2	0.5
				1880	18900	21.75	20±2	0.5
				1907.5	19193	21.75	20±2	0.5
			13	1852.5	18607	21.75	20±2	0.5
				1880	18900	21.75	20±2	0.5
				1907.5	19193	21.75	20±2	0.5
			24	1852.5	18607	21.75	20±2	0.5
				1880	18900	21.75	20±2	0.5
				1907.5	19193	21.75	20±2	0.5
		12 RB	0	1852.5	18607	14.83	15±2	0.5
				1880	18900	14.83	15±2	0.5
				1907.5	19193	14.83	15±2	0.5
			6	1852.5	18607	14.83	15±2	0.5
				1880	18900	14.83	15±2	0.5
				1907.5	19193	14.83	15±2	0.5
			11	1852.5	18607	14.83	15±2	0.5
				1880	18900	14.83	15±2	0.5
				1907.5	19193	14.83	15±2	0.5
		25RB		1852.5	18607	14.83	15±2	0.5
				1880	18900	14.83	15±2	0.5
				1907.5	19193	14.83	15±2	0.5

FDD Band 2

BW(MHz)	Modulation	RB Size	RB Offset	Frequency (MHz)	Channel	Conducted power (dBm)	Target Max. Tolerance	MPR Allowed per 3GPP(dB)
3	QPSK	1 RB	0	1851.5	18607	24.75	23±2	0
				1880	18900	24.75	23±2	0
				1908.5	19193	24.75	23±2	0
			7	1851.5	18607	24.75	23±2	0
				1880	18900	24.75	23±2	0
				1908.5	19193	24.75	23±2	0
			14	1851.5	18607	24.75	23±2	0
				1880	18900	24.75	23±2	0
				1908.5	19193	24.75	23±2	0
		8 RB	0	1851.5	18607	17.75	18±2	0.1
				1880	18900	17.75	18±2	0.1
				1908.5	19193	17.75	18±2	0.1
			4	1851.5	18607	17.75	18±2	0.1
				1880	18900	17.75	18±2	0.1
				1908.5	19193	17.75	18±2	0.1
			7	1851.5	18607	17.75	18±2	0.1
				1880	18900	17.75	18±2	0.1
				1908.5	19193	17.75	18±2	0.1
		15RB		1851.5	18607	17.75	18±2	0.1
				1880	18900	17.75	18±2	0.1
				1908.5	19193	17.75	18±2	0.1
	16-QAM	1 RB	0	1851.5	18607	23.75	22±2	0.1
				1880	18900	23.75	22±2	0.1
				1908.5	19193	23.75	22±2	0.1
			7	1851.5	18607	23.75	22±2	0.1
				1880	18900	23.75	22±2	0.1
				1908.5	19193	23.75	22±2	0.1
			14	1851.5	18607	23.75	22±2	0.1
				1880	18900	23.75	22±2	0.1
				1908.5	19193	23.75	22±2	0.1
		8 RB	0	1851.5	18607	16.83	17±2	0.2
				1880	18900	16.83	17±2	0.2
				1908.5	19193	16.83	17±2	0.2
			4	1851.5	18607	16.83	17±2	0.2
				1880	18900	16.83	17±2	0.2
				1908.5	19193	16.83	17±2	0.2
			7	1851.5	18607	16.83	17±2	0.2
				1880	18900	16.83	17±2	0.2
				1908.5	19193	16.83	17±2	0.2
		15RB		1851.5	18607	16.83	17±2	0.2
				1880	18900	16.83	17±2	0.2
				1908.5	19193	16.83	17±2	0.2
	64-QAM	1 RB	0	1851.5	18607	22.75	21±2	0.2
				1880	18900	22.75	21±2	0.2
				1908.5	19193	22.75	21±2	0.2
			7	1851.5	18607	22.75	21±2	0.2
				1880	18900	22.75	21±2	0.2
				1908.5	19193	22.75	21±2	0.2
			14	1851.5	18607	22.75	21±2	0.2
				1880	18900	22.75	21±2	0.2
				1908.5	19193	22.75	21±2	0.2
		8 RB	0	1851.5	18607	15.83	16±2	0.3
				1880	18900	15.83	16±2	0.3
				1908.5	19193	15.83	16±2	0.3
			4	1851.5	18607	15.83	16±2	0.3
				1880	18900	15.83	16±2	0.3
				1908.5	19193	15.83	16±2	0.3
			7	1851.5	18607	15.83	16±2	0.3
				1880	18900	15.83	16±2	0.3
				1908.5	19193	15.83	16±2	0.3
		15RB		1851.5	18607	15.83	16±2	0.3
				1880	18900	15.83	16±2	0.3
				1908.5	19193	15.83	16±2	0.3
	256-QAM	1 RB	0	1851.5	18607	21.75	20±2	0.5
				1880	18900	21.75	20±2	0.5
				1908.5	19193	21.75	20±2	0.5
			7	1851.5	18607	21.75	20±2	0.5
				1880	18900	21.75	20±2	0.5
				1908.5	19193	21.75	20±2	0.5
			14	1851.5	18607	21.75	20±2	0.5
				1880	18900	21.75	20±2	0.5
				1908.5	19193	21.75	20±2	0.5
		8 RB	0	1851.5	18607	14.83	15±2	0.5
				1880	18900	14.83	15±2	0.5
				1908.5	19193	14.83	15±2	0.5
			4	1851.5	18607	14.83	15±2	0.5
				1880	18900	14.83	15±2	0.5
				1908.5	19193	14.83	15±2	0.5
			7	1851.5	18607	14.83	15±2	0.5
				1880	18900	14.83	15±2	0.5
				1908.5	19193	14.83	15±2	0.5
		15RB		1851.5	18607	14.83	15±2	0.5
				1880	18900	14.83	15±2	0.5
				1908.5	19193	14.83	15±2	0.5

FDD Band 2

BW(MHz)	Modulation	RB Size	RB Offset	Frequency (MHz)	Channel	Conducted power (dBm)	Target Max. Tolerance	MPR Allowed per 3GPP(dB)
1.4	QPSK	1 RB	0	1850.7	18607	24.75	23±2	0
				1880	18900	24.75	23±2	0
				1909.3	19193	24.75	23±2	0
			2	1850.7	18607	24.75	23±2	0
				1880	18900	24.75	23±2	0
				1909.3	19193	24.75	23±2	0
			5	1850.7	18607	24.75	23±2	0
				1880	18900	24.75	23±2	0
				1909.3	19193	24.75	23±2	0
		3 RB	0	1850.7	18607	18.75	19±2	0.1
				1880	18900	18.75	19±2	0.1
				1909.3	19193	18.75	19±2	0.1
			2	1850.7	18607	18.75	19±2	0.1
				1880	18900	18.75	19±2	0.1
				1909.3	19193	18.75	19±2	0.1
			3	1850.7	18607	18.75	19±2	0.1
				1880	18900	18.75	19±2	0.1
				1909.3	19193	18.75	19±2	0.1
		6RB		1850.7	18607	18.75	19±2	0.1
				1880	18900	18.75	19±2	0.1
				1909.3	19193	18.75	19±2	0.1
	16-QAM	1 RB	0	1850.7	18607	23.75	22±2	0.1
				1880	18900	23.75	22±2	0.1
				1909.3	19193	23.75	22±2	0.1
			2	1850.7	18607	23.75	22±2	0.1
				1880	18900	23.75	22±2	0.1
				1909.3	19193	23.75	22±2	0.1
			5	1850.7	18607	23.75	22±2	0.1
				1880	18900	23.75	22±2	0.1
				1909.3	19193	23.75	22±2	0.1
		3 RB	0	1850.7	18607	17.75	18±2	0.2
				1880	18900	17.75	18±2	0.2
				1909.3	19193	17.75	18±2	0.2
			2	1850.7	18607	17.75	18±2	0.2
				1880	18900	17.75	18±2	0.2
				1909.3	19193	17.75	18±2	0.2
			3	1850.7	18607	17.75	18±2	0.2
				1880	18900	17.75	18±2	0.2
				1909.3	19193	17.75	18±2	0.2
		6RB		1850.7	18607	17.75	18±2	0.2
				1880	18900	17.75	18±2	0.2
				1909.3	19193	17.75	18±2	0.2
	64-QAM	1 RB	0	1850.7	18607	22.75	21±2	0.2
				1880	18900	22.75	21±2	0.2
				1909.3	19193	22.75	21±2	0.2
			2	1850.7	18607	22.75	21±2	0.2
				1880	18900	22.75	21±2	0.2
				1909.3	19193	22.75	21±2	0.2
			5	1850.7	18607	22.75	21±2	0.2
				1880	18900	22.75	21±2	0.2
				1909.3	19193	22.75	21±2	0.2
		3 RB	0	1850.7	18607	16.75	17±2	0.3
				1880	18900	16.75	17±2	0.3
				1909.3	19193	16.75	17±2	0.3
			2	1850.7	18607	16.75	17±2	0.3
				1880	18900	16.75	17±2	0.3
				1909.3	19193	16.75	17±2	0.3
			3	1850.7	18607	16.75	17±2	0.3
				1880	18900	16.75	17±2	0.3
				1909.3	19193	16.75	17±2	0.3
		6RB		1850.7	18607	16.75	17±2	0.3
				1880	18900	16.75	17±2	0.3
				1909.3	19193	16.75	17±2	0.3
	256-QAM	1 RB	0	1850.7	18607	21.75	20±2	0.5
				1880	18900	21.75	20±2	0.5
				1909.3	19193	21.75	20±2	0.5
			2	1850.7	18607	21.75	20±2	0.5
				1880	18900	21.75	20±2	0.5
				1909.3	19193	21.75	20±2	0.5
			5	1850.7	18607	21.75	20±2	0.5
				1880	18900	21.75	20±2	0.5
				1909.3	19193	21.75	20±2	0.5
		3 RB	0	1850.7	18607	15.75	16±2	0.5
				1880	18900	15.75	16±2	0.5
				1909.3	19193	15.75	16±2	0.5
			2	1850.7	18607	15.75	16±2	0.5
				1880	18900	15.75	16±2	0.5

Head/Body LAT ENDC with WLAN

FDD Band 2											
BW(MHz)	Modulation	RB Size	RB Offset	Frequency (MHz)	Channel	Conducted Power (dBm)	Target Power Tolerance (dBm)	MPR (Scaling Factor) 3GPP(dB)	BW(MHz)	Modulation	RB Size
20	QPSK	1 RB	0	1850	18700	17.65	18.00	0	15	QPSK	1 RB
				1860	18800	17.68	18.00	0			
				1880	19000	17.68	18.00	0			
				1900	19200	17.68	18.00	0			
				1910	19300	17.68	18.00	0			
		50	0	1850	18700	17.57	18.00	0			50
				1860	18800	17.57	18.00	0			
				1880	19000	17.57	18.00	0			
				1900	19200	17.57	18.00	0			
				1910	19300	17.57	18.00	0			
		100	0	1850	18700	17.47	18.00	0			100
				1860	18800	17.47	18.00	0			
				1880	19000	17.47	18.00	0			
				1900	19200	17.47	18.00	0			
				1910	19300	17.47	18.00	0			
	16-QAM	1 RB	0	1850	18700	16.71	17.00	0.1		16-QAM	1 RB
				1860	18800	16.71	17.00	0.1			
				1880	19000	16.71	17.00	0.1			
				1900	19200	16.71	17.00	0.1			
				1910	19300	16.71	17.00	0.1			
		50	0	1850	18700	16.61	17.00	0.1			50
				1860	18800	16.61	17.00	0.1			
				1880	19000	16.61	17.00	0.1			
				1900	19200	16.61	17.00	0.1			
				1910	19300	16.61	17.00	0.1			
		100	0	1850	18700	16.47	17.00	0.1			100
				1860	18800	16.47	17.00	0.1			
				1880	19000	16.47	17.00	0.1			
				1900	19200	16.47	17.00	0.1			
				1910	19300	16.47	17.00	0.1			
	64-QAM	1 RB	0	1850	18700	15.42	16.00	0.2		64-QAM	1 RB
				1860	18800	15.42	16.00	0.2			
				1880	19000	15.42	16.00	0.2			
				1900	19200	15.42	16.00	0.2			
				1910	19300	15.42	16.00	0.2			
		50	0	1850	18700	15.32	16.00	0.2			50
				1860	18800	15.32	16.00	0.2			
				1880	19000	15.32	16.00	0.2			
				1900	19200	15.32	16.00	0.2			
				1910	19300	15.32	16.00	0.2			
		100	0	1850	18700	15.17	16.00	0.2			100
				1860	18800	15.17	16.00	0.2			
				1880	19000	15.17	16.00	0.2			
				1900	19200	15.17	16.00	0.2			
				1910	19300	15.17	16.00	0.2			
	256-QAM	1 RB	0	1850	18700	13.22	13.50	0.3		256-QAM	1 RB
				1860	18800	13.22	13.50	0.3			
				1880	19000	13.22	13.50	0.3			
				1900	19200	13.22	13.50	0.3			
				1910	19300	13.22	13.50	0.3			
		50	0	1850	18700	13.12	13.50	0.3			50
				1860	18800	13.12	13.50	0.3			
				1880	19000	13.12	13.50	0.3			
				1900	19200	13.12	13.50	0.3			
				1910	19300	13.12	13.50	0.3			
		100	0	1850	18700	12.96	13.50	0.3			100
				1860	18800	12.96	13.50	0.3			
				1880	19000	12.96	13.50	0.3			
				1900	19200	12.96	13.50	0.3			
				1910	19300	12.96	13.50	0.3			

FDD Band 2											
BW(MHz)	Modulation	RB Size	RB Offset	Frequency (MHz)	Channel	Conducted Power (dBm)	Target Power Tolerance (dBm)	MPR (Scaling Factor) 3GPP(dB)	BW(MHz)	Modulation	RB Size
15	QPSK	1 RB	0	1857.5	18675	17.73	18.00	0	10	QPSK	1 RB
				1880	18900	17.68	18.00	0			
				1902.5	19125	17.73	18.00	0			
			36	1857.5	18675	17.73	18.00	0			36
				1880	18900	17.68	18.00	0			
				1902.5	19125	17.73	18.00	0			
			75	1857.5	18675	17.73	18.00	0			75
				1880	18900	17.68	18.00	0			
				1902.5	19125	17.73	18.00	0			
		36 RB	0	1857.5	18675	16.73	17.00	0.1			36 RB
				1880	18900	16.73	17.00	0.1			
				1902.5	19125	16.73	17.00	0.1			
			37	1857.5	18675	16.73	17.00	0.1			37
				1880	18900	16.73	17.00	0.1			
				1902.5	19125	16.73	17.00	0.1			
			75	1857.5	18675	16.73	17.00	0.1			75
				1880	18900	16.73	17.00	0.1			
				1902.5	19125	16.73	17.00	0.1			
	16-QAM	1 RB	0	1857.5	18675	16.73	17.00	0.2		16-QAM	1 RB
				1880	18900	16.73	17.00	0.2			
				1902.5	19125	16.73	17.00	0.2			
			74	1857.5	18675	16.73	17.00	0.2			74
				1880	18900	16.73	17.00	0.2			
				1902.5	19125	16.73	17.00	0.2			
		36 RB	0	1857.5	18675	15.73	16.00	0.2			36 RB
				1880	18900	15.73	16.00	0.2			
				1902.5	19125	15.73	16.00	0.2			
			37	1857.5	18675	15.73	16.00	0.2			37
				1880	18900	15.73	16.00	0.2			
				1902.5	19125	15.73	16.00	0.2			
			75	1857.5	18675	15.73	16.00	0.2			75
				1880	18900	15.73	16.00	0.2			
				1902.5	19125	15.73	16.00	0.2			
	64-QAM	1 RB	0	1857.5	18675	15.73	16.00	0.3		64-QAM	1 RB
				1880	18900	15.73	16.00	0.3			
				1902.5	19125	15.73	16.00	0.3			
			74	1857.5	18675	15.73	16.00	0.3			74
				1880	18900	15.73	16.00	0.3			
				1902.5	19125	15.73	16.00	0.3			
		36 RB	0	1857.5	18675	14.73	15.00	0.3			36 RB
				1880	18900	14.73	15.00	0.3			
				1902.5	19125	14.73	15.00	0.3			
			37	1857.5	18675	14.73	15.00	0.3			37
				1880	18900	14.73	15.00	0.3			
				1902.5	19125	14.73	15.00	0.3			
			75	1857.5	18675	14.73	15.00	0.3			75
				1880	18900	14.73	15.00	0.3			
				1902.5	19125	14.73	15.00	0.3			
	256-QAM	1 RB	0	1857.5	18675	12.73	13.00	0.5		256-QAM	1 RB
				1880	18900	12.73	13.00	0.5			
				1902.5	19125	12.73	13.00	0.5			
			74	1857.5	18675	12.73	13.00	0.5			74
				1880	18900	12.73	13.00	0.5			
				1902.5	19125	12.73	13.00	0.5			
		36 RB	0	1857.5	18675	11.73	12.00	0.5			36 RB
				1880	18900	11.73	12.00	0.5			
				1902.5	19125	11.73	12.00	0.5			
			37	1857.5	18675	11.73	12.00	0.5			37
				1880	18900	11.73	12.00	0.5			
				1902.5	19125	11.73	12.00	0.5			
			75	1857.5	18675	11.73	12.00	0.5			75
				1880	18900	11.73	12.00	0.5			
				1902.5	19125	11.73	12.00	0.5			

FDD Band 2											
BW(MHz)	Modulation	RB Size	RB Offset	Frequency (MHz)	Channel	Conducted Power (dBm)	Target Power Tolerance (dBm)	MPR (Scaling Factor) 3GPP(dB)	BW(MHz)	Modulation	RB Size
5	QPSK	1 RB	0	1852.5	18625	17.73	18.00	0	3	QPSK	1 RB
				1880	18900	17.73	18.00	0			
				1907.5	19175	17.73	18.00	0			
			12	1852.5	18625	17.73	18.00	0			8
				1880	18900	17.73	18.00	0			
				1907.5	19175	17.73	18.00	0			
			24	1852.5	18625	17.73	18.00	0			15
				1880	18900	17.73	18.00	0			
				1907.5	19175	17.73	18.00	0			
		12 RB	0	1852.5	18625	16.73	17.00	0.1			8 RB
				1880	18900	16.73	17.00	0.1			
				1907.5	19175	16.73	17.00	0.1			
			6	1852.5	18625	16.73	17.00	0.1			4
				1880	18900	16.73	17.00	0.1			
				1907.5	19175	16.73	17.00	0.1			
			13	1852.5	18625	16.73	17.00	0.1			7
				1880	18900	16.73	17.00	0.1			
				1907.5	19175	16.73	17.00	0.1			
		25RB		1852.5	18625	16.73	17.00	0.1			15RB
				1880	18900	16.73	17.00	0.1			
				1907.5	19175	16.73	17.00	0.1			
	16-QAM	1 RB	0	1852.5	18625	15.73	16.00	0.2		16-QAM	1 RB
				1880	18900	15.73	16.00	0.2			
				1907.5	19175	15.73	16.00	0.2			
			12	1852.5	18625	15.73	16.00	0.2			8
				1880	18900	15.73	16.00	0.2			
				1907.5	19175	15.73	16.00	0.2			
			24	1852.5	18625	15.73	16.00	0.2			15
				1880	18900	15.73	16.00	0.2			
				1907.5	19175	15.73	16.00	0.2			
		12 RB	0	1852.5	18625	14.73	15.00	0.2			8 RB
				1880	18900	14.73	15.00	0.2			
				1907.5	19175	14.73	15.00	0.2			
			6	1852.5	18625	14.73	15.00	0.2			4
				1880	18900	14.73	15.00	0.2			
				1907.5	19175	14.73	15.00	0.2			
			13	1852.5	18625	14.73	15.00	0.2			7
				1880	18900	14.73	15.00	0.2			
				1907.5	19175	14.73	15.00	0.2			
		25RB		1852.5	18625	14.73	15.00	0.2			15RB
				1880	18900	14.73	15.00	0.2			
				1907.5	19175	14.73	15.00	0.2			
	64-QAM	1 RB	0	1852.5	18625	13.73	14.00	0.3		64-QAM	1 RB
				1880	18900	13.73	14.00	0.3			
				1907.5	19175	13.73	14.00	0.3			
			12	1852.5	18625	13.73	14.00	0.3			8
				1880	18900	13.73	14.00	0.3			
				1907.5	19175	13.73	14.00	0.3			
			24	1852.5	18625	13.73	14.00	0.3			15
				1880	18900	13.73	14.00	0.3			
				1907.5	19175	13.73	14.00	0.3			
		12 RB	0	1852.5	18625	12.73	13.00	0.5			8 RB
				1880	18900	12.73	13.00	0.5			
				1907.5	19175	12.73	13.00	0.5			
			6	1852.5	18625	12.73	13.00	0.5			4
				1880	18900	12.73	13.00	0.5			
				1907.5	19175	12.73	13.00	0.5			
			13	1852.5	18625	12.73	13.00	0.5			7
				1880	18900	12.73	13.00	0.5			
				1907.5	19175	12.73	13.00	0.5			
		25RB		1852.5	18625	12.73	13.00	0.5			15RB
				1880	18900	12.73	13.00	0.5			
				1907.5	19175	12.73	13.00	0.5			
	256-QAM	1 RB	0	1852.5	18625	10.73	11.00	0.5		256-QAM	1 RB
				1880	18900	10.73	11.00	0.5			
				1907.5	19175	10.73	11.00	0.5			
			12	1852.5	18625	10.73	11.00	0.5			8
				1880	18900	10.73	11.00	0.5			
				1907.5	19175	10.73	11.00	0.5			
			24	1852.5	18625	10.73	11.00	0.5			15
				1880	18900	10.73	11.00	0.5			
				1907.5	19175	10.73	11.00	0.5			
		12 RB	0	1852.5	18625	9.73	10.00	0.5			8 RB
				1880	18900	9.73	10.00	0.5			
				1907.5	19175	9.73	10.00	0.5			
			6	1852.5	18625	9.73	10.00	0.5			4
				1880	18900	9.73	10.00	0.5			
				1907.5	19175	9.73	10.00	0.5			
			13	1852.5	18625	9.73	10.00	0.5			7
				1880	18900	9.73	10.00	0.5			
				1907.5	19175	9.73	10.00	0.5			
		25RB		1852.5	18625	9.73	10.00	0.5			15RB
				1880	18900	9.73	10.00	0.5			
				1907.5	19175	9.73	10.00	0.5			

FDD Band 2											
BW(MHz)	Modulation	RB Size	RB Offset	Frequency (MHz)	Channel	Conducted Power (dBm)	Target Power Tolerance (dBm)	MPR (Scaling Factor) 3GPP(dB)	BW(MHz)	Modulation	RB Size
1.4	QPSK	1 RB	0	1850.7	18607	17.73	18.00	0			
				1860	18700	17.68	18.00	0			
				1869.3	18793	17.73	18.00	0			
			2	1850.7	18607	17.73	18.00	0			
				1860	18700	17.68	18.00	0			
				1869.3	18793	17.73	18.00	0			
			5	1850.7	18607	17.73	18.00	0			
				1860	18700	17.68	18.00	0			
				1869.3	18793	17.73	18.00	0			
		3 RB	0	1850.7	18607	16.73	17.00	0.1			
				1860	18700	16.73	17.00	0.1			
				1869.3	18793	16.73	17.00	0.1			
			2	1850.7	18607	16.73	17.00	0.1			
				1860	18700	16.73	17.00	0.1			
				1869.3	18793	16.73	17.00	0.1			
			3	1850.7	18607	16.73	17.00	0.1			
				1860	18700	16.73	17.00	0.1			
				1869.3	18793	16.73	17.00	0.1			
		6RB		1850.7	18607	15.73	16.00	0.1			
				1860	18700	15.73	16.00	0.1			
				1869.3	18793	15.73	16.00	0.1			
	16-QAM	1 RB	0	1850.7	18607	14.73	15.00	0.2			
				1860	18700	14.73	15.00	0.2			
				1869.3	18793	14.73	15.00	0.2			
			2	1850.7	18607	14.73	15.00	0.2			
				1860	18700	14.73	15.00	0.2			
				1869.3	18793	14.73	15.00	0.2			
			5	1850.7	18607	14.73	15.00	0.2			
				1860	18700	14.73	15.00	0.2			
				1869.3	18793	14.73	15.00	0.2			
		3 RB	0	1850.7	18607	13.73	14.00	0.2			
				1860	18700	13.73	14.00	0.2			
				1869.3	18793	13.73	14.00	0.2			
			2	1850.7	18607	13.73	14.00	0.2			
				1860	18700	13.73	14.00	0.2			
				1869.3	18793	13.73	14.00	0.2			
			3	1850.7	18607	13.73	14.00	0.2			
				1860	18700	13.73	14.00	0.2			
				1869.3	18793	13.73	14.00	0.2			
		6RB		1850.7	18607	12.73	13.00	0.3			
				1860	18700	12.73	13.00	0.3			
				1869.3	18793	12.73	13.00	0.3			
	64-QAM	1 RB	0	1850.7	18607	12.73	13.00	0.3			
				1860	18700	12.73	13.00	0.3			
				1869.3	18793	12.73	13.00	0.3			
			2	1850.7	18607	12.73	13.00	0.3			
				1860	18700	12.73	13.00	0.3			
				1869.3	18793	12.73	13.00	0.3			
			5	1850.7	18607	12.73	13.00	0.3			
				1860	18700	12.73	13.00	0.3			
				1869.3	18793	12.73	13.00	0.3			
		3 RB	0	1850.7	18607	11.73	12.00	0.3			
				1860	18700	11.73	12.00	0.3			
				1869.3	18793	11.73	12.00	0.3			
			2	1850.7	18607	11.73	12.00	0.3			
				1860	18700	11.73	12.00	0.3			
				1869.3	18793	11.73	12.00	0.3			
			3	1850.7	18607	11.73	12.00	0.3			
				1860	18700	11.73	12.00	0.3			
				1869.3	18793	11.73	12.00	0.3			
		6RB		1850.7	18607	10.73	11.00	0.3			
				1860	18700	10.73	11.00	0.3			
				1869.3	18793	10.73	11.00	0.3			
	256-QAM	1 RB	0	1850.7	18607	10.73	11.00	0.5			
				1860	18700	10.73	11.00	0.5			
				1869.3	18793	10.73	11.00	0.5			
			2	1850.7	18607	10.73	11.00	0.5			
				1860	18700	10.73	11.00	0.5			
				1869.3	18793	10.73	11.00	0.5			
			5	1850.7	18607	10.73	11.00	0.5			
				1860	18700	10.73	11.00	0.5			
				1869.3	18793	10.73	11.00	0.5			
		3 RB	0	1850.7	18607	9.73	10.00	0.5			
				1860	18700	9.73	10.00	0.5			
				1869.3	18793	9.73	10.00	0.5			
			2	1850.7	18607	9.73	10.00	0.5			
				1860	18700	9.73	10.00	0.5			
				1869.3	18793	9.73	10.00	0.5			
			3	1850.7	18607	9.73	10.00	0.5			
				1860	18700	9.73	10.00	0.5			
				1869.3	18793	9.73	10.00	0.5			
		6RB		1850.7	18607	8.73	9.00	0.5			
				1860	18700	8.73	9.00	0.5			
				1869.3	18793	8.73	9.00	0.5			

Head/Body_LAT_ENDC without WLAN

FDD Band 2											
BW(MHz)	Modulation	RB Size	RB Offset	Frequency (MHz)	Channel	Conducted Power (dBm)	Target Power Tolerance (dBm)	MPR (Scaling Factor) 3GPP(dB)	BW(MHz)	Modulation	RB Size
20	QPSK	1 RB	0	1850	18700	21.65	22.00	0	15	QPSK	1 RB
				1860	18800	21.68	22.00	0			
				1880	19000	21.68	22.00	0			
				1900	19200	21.68	22.00	0			
				1910	19300	21.68	22.00	0			
		50	0	1850	18700	20.73	21.00	0			50
				1860	18800	20.73	21.00	0			
				1880	19000	20.73	21.00	0			
				1900	19200	20.73	21.00	0			
				1910	19300	20.73	21.00	0			
		100	0	1850	18700	20.65	21.00	0			100
				1860	18800	20.65	21.00	0			
				1880	19000	20.65	21.00	0			
				1900	19200	20.65	21.00	0			
				1910	19300	20.65	21.00	0			
	16-QAM	1 RB	0	1850	18700	19.73	20.00	0.1		16-QAM	1 RB
				1860	18800	19.73	20.00	0.1			
				1880	19000	19.73	20.00	0.1			
				1900	19200	19.73	20.00	0.1			
				1910	19300	19.73	20.00	0.1			
		50	0	1850	18700	19.65	20.00	0.1			50
				1860	18800	19.65	20.00	0.1			
				1880	19000	19.65	20.00	0.1			
				1900	19200	19.65	20.00	0.1			
				1910	19300	19.65	20.00	0.1			
		100	0	1850	18700	19.73	20.00	0.1			100
				1860	18800	19.73	20.00	0.1			
				1880	19000	19.73	20.00	0.1			
				1900	19200	19.73	20.00	0.1			
				1910	19300	19.73	20.00	0.1			
	64-QAM	1 RB	0	1850	18700	18.73	19.00	0.2		64-QAM	1 RB
				1860	18800	18.73	19.00	0.2			
				1880	19000	18.73	19.00	0.2			
				1900	19200	18.73	19.00	0.2			
				1910	19300	18.73	19.00	0.2			
		50	0	1850	18700	18.65	19.00	0.2			50
				1860	18800	18.65	19.00	0.2			
				1880	19000	18.65	19.00	0.2			
				1900	19200	18.65	19.00	0.2			
				1910	19300	18.65	19.00	0.2			
		100	0	1850	18700	18.73	19.00	0.2			100
				1860	18800	18.73	19.00	0.2			
				1880	19000	18.73	19.00	0.2			
				1900	19200	18.73	19.00	0.2			
				1910	19300	18.73	19.00	0.2			
	256-QAM	1 RB	0	1850	18700	16.73	17.00	0.3		256-QAM	1 RB
				1860	18800	16.73	17.00	0.3			
				1880	19000	16.73	17.00	0.3			
				1900	19200	16.73	17.00	0.3			
				1910	19300	16.73	17.00	0.3			
		50	0	1850	18700	16.65	17.00	0.3			50
				1860	18800	16.65	17.00	0.3			
				1880	19000	16.65	17.00	0.3			
				1900	19200	16.65	17.00	0.3			
				1910	19300	16.65	17.00	0.3			
		100	0	1850	18700	16.73	17.00	0.3			100
				1860	18800	16.73	17.00	0.3			
				1880	19000	16.73	17.00	0.3			
				1900	19200	16.73	17.00	0.3			
				1910	19300	16.73	17.00	0.3			

FDD Band 2											
BW(MHz)	Modulation	RB Size	RB Offset	Frequency (MHz)	Channel	Conducted Power (dBm)	Target Power Tolerance (dBm)	MPR (Scaling Factor) 3GPP(dB)	BW(MHz)	Modulation	RB Size
10	QPSK	1 RB	0	1857.5	18675	21.73	22.00	0	5	QPSK	1 RB
				1880	18900	21.73	22.00	0			
				1902.5	19125	21.73	22.00	0			
			36	1857.5	18675	21.73	22.00	0			12
				1880	18900	21.73	22.00	0			
				1902.5	19125	21.73	22.00	0			
			75	1857.5	18675	21.73	22.00	0			25
				1880	18900	21.73	22.00	0			
				1902.5	19125	21.73	22.00	0			
		36 RB	0	1857.5	18675	20.73	21.00	0			12 RB
				1880	18900	20.73	21.00	0			
				1902.5	19125	20.73	21.00	0			
			37	1857.5	18675	20.73	21.00	0			13
				1880	18900	20.73	21.00	0			
				1902.5	19125	20.73	21.00	0			
			75	1857.5	18675	20.73	21.00	0			25
				1880	18900	20.73	21.00	0			
				1902.5	19125	20.73	21.00	0			
	16-QAM	1 RB	0	1857.5	18675	19.73	20.00	0.2		16-QA

LTE FDD Band 4 - conducted power table:
Uplink CA Inter-band power

FDD Band 4									
BW(MHz)	Modulation	RB Size	RB Offset	Frequency (MHz)	Channel	Conducted power (dBm)	Target Power + Max Tolerance (dBm)	MPR Allowed per 3GPP(dB)
20	QPSK	1-RB	0	1710.7	20050	24.79	25.00	0
				1732.5	20175	24.75	25.00	0
				1755	20300	24.76	25.00	0
			50	1710.7	20050	24.77	25.00	0
				1732.5	20175	24.73	25.00	0
				1755	20300	24.77	25.00	0
			99	1710.7	20050	24.79	25.00	0
				1732.5	20175	24.75	25.00	0
				1755	20300	24.81	25.00	0
		50-RB	0	1710.7	20050	23.79	24.00	0.1
				1732.5	20175	23.77	24.00	0.1
				1755	20300	23.81	24.00	0.1
			25	1710.7	20050	23.78	24.00	0.1
				1732.5	20175	23.76	24.00	0.1
				1755	20300	23.84	24.00	0.1
			50	1710.7	20050	23.79	24.00	0.1
				1732.5	20175	23.75	24.00	0.1
				1755	20300	23.82	24.00	0.1
		100-RB		1732.5	20175	22.81	23.00	0.1
	16-QAM	1-RB	0	1710.7	20050	23.87	24.00	0.1
				1732.5	20175	23.77	24.00	0.1
				1755	20300	23.85	24.00	0.1
			50	1710.7	20050	23.88	24.00	0.1
				1732.5	20175	23.78	24.00	0.1
				1755	20300	23.86	24.00	0.1
			99	1710.7	20050	23.89	24.00	0.1
				1732.5	20175	23.79	24.00	0.1
				1755	20300	23.87	24.00	0.1
		50-RB	0	1710.7	20050	22.87	23.00	0.2
				1732.5	20175	22.87	23.00	0.2
				1755	20300	22.87	23.00	0.2
			25	1710.7	20050	22.79	23.00	0.2
				1732.5	20175	22.87	23.00	0.2
				1755	20300	22.87	23.00	0.2
			50	1710.7	20050	22.77	23.00	0.2
				1732.5	20175	22.77	23.00	0.2
				1755	20300	22.86	23.00	0.2
		100-RB		1732.5	20175	21.79	22.00	0.2
	64-QAM	1-RB	0	1710.7	20050	22.79	23.00	0.3
				1732.5	20175	22.87	23.00	0.3
				1755	20300	22.79	23.00	0.3
			50	1710.7	20050	22.78	23.00	0.3
				1732.5	20175	22.86	23.00	0.3
				1755	20300	22.78	23.00	0.3
			99	1710.7	20050	22.77	23.00	0.3
				1732.5	20175	22.85	23.00	0.3
				1755	20300	22.76	23.00	0.3
		50-RB	0	1710.7	20050	21.79	22.00	0.4
				1732.5	20175	21.87	22.00	0.4
				1755	20300	21.79	22.00	0.4
			25	1710.7	20050	21.78	22.00	0.4
				1732.5	20175	21.86	22.00	0.4
				1755	20300	21.78	22.00	0.4
			50	1710.7	20050	21.77	22.00	0.4
				1732.5	20175	21.85	22.00	0.4
				1755	20300	21.76	22.00	0.4
		100-RB		1732.5	20175	20.78	21.00	0.4
	256-QAM	1-RB	0	1710.7	20050	21.79	22.00	0.5
				1732.5	20175	21.87	22.00	0.5
				1755	20300	21.79	22.00	0.5
			50	1710.7	20050	21.78	22.00	0.5
				1732.5	20175	21.86	22.00	0.5
				1755	20300	21.78	22.00	0.5
			99	1710.7	20050	21.77	22.00	0.5
				1732.5	20175	21.85	22.00	0.5
				1755	20300	21.76	22.00	0.5
		50-RB	0	1710.7	20050	20.79	21.00	0.6
				1732.5	20175	20.87	21.00	0.6
				1755	20300	20.79	21.00	0.6
			25	1710.7	20050	20.78	21.00	0.6
				1732.5	20175	20.86	21.00	0.6
				1755	20300	20.78	21.00	0.6
			50	1710.7	20050	20.77	21.00	0.6
				1732.5	20175	20.85	21.00	0.6
				1755	20300	20.76	21.00	0.6
		100-RB		1732.5	20175	19.78	20.00	0.6

FDD Band 4									
BW(MHz)	Modulation	RB Size	RB Offset	Frequency (MHz)	Channel	Conducted power (dBm)	Target Power + Max Tolerance (dBm)	MPR Allowed per 3GPP(dB)
15	QPSK	1-RB	0	1712.5	20025	24.71	25.00	0
				1732.5	20175	24.75	25.00	0
				1752.5	20325	24.73	25.00	0
			38	1712.5	20025	24.81	25.00	0
				1732.5	20175	24.83	25.00	0
				1752.5	20325	24.83	25.00	0
			74	1712.5	20025	24.80	25.00	0
				1732.5	20175	24.82	25.00	0
				1752.5	20325	24.83	25.00	0
		36-RB	0	1712.5	20025	23.71	24.00	0.1
				1732.5	20175	23.75	24.00	0.1
				1752.5	20325	23.73	24.00	0.1
			39	1712.5	20025	23.79	24.00	0.1
				1732.5	20175	23.81	24.00	0.1
				1752.5	20325	23.83	24.00	0.1
			77	1712.5	20025	23.80	24.00	0.1
				1732.5	20175	23.82	24.00	0.1
				1752.5	20325	23.83	24.00	0.1
		75-RB		1732.5	20175	22.83	23.00	0.1
	16-QAM	1-RB	0	1712.5	20025	23.71	24.00	0.1
				1732.5	20175	23.75	24.00	0.1
				1752.5	20325	23.73	24.00	0.1
			39	1712.5	20025	23.79	24.00	0.1
				1732.5	20175	23.81	24.00	0.1
				1752.5	20325	23.83	24.00	0.1
			74	1712.5	20025	23.80	24.00	0.1
				1732.5	20175	23.82	24.00	0.1
				1752.5	20325	23.83	24.00	0.1
		36-RB	0	1712.5	20025	22.71	23.00	0.2
				1732.5	20175	22.75	23.00	0.2
				1752.5	20325	22.73	23.00	0.2
			39	1712.5	20025	22.79	23.00	0.2
				1732.5	20175	22.81	23.00	0.2
				1752.5	20325	22.83	23.00	0.2
			77	1712.5	20025	22.80	23.00	0.2
				1732.5	20175	22.82	23.00	0.2
				1752.5	20325	22.83	23.00	0.2
		75-RB		1732.5	20175	21.83	22.00	0.2
	64-QAM	1-RB	0	1712.5	20025	22.71	23.00	0.3
				1732.5	20175	22.75	23.00	0.3
				1752.5	20325	22.73	23.00	0.3
			39	1712.5	20025	22.79	23.00	0.3
				1732.5	20175	22.81	23.00	0.3
				1752.5	20325	22.83	23.00	0.3
			77	1712.5	20025	22.80	23.00	0.3
				1732.5	20175	22.82	23.00	0.3
				1752.5	20325	22.83	23.00	0.3
		36-RB	0	1712.5	20025	21.71	22.00	0.4
				1732.5	20175	21.75	22.00	0.4
				1752.5	20325	21.73	22.00	0.4
			39	1712.5	20025	21.79	22.00	0.4
				1732.5	20175	21.81	22.00	0.4
				1752.5	20325	21.83	22.00	0.4
			77	1712.5	20025	21.80	22.00	0.4
				1732.5	20175	21.82	22.00	0.4
				1752.5	20325	21.83	22.00	0.4
		75-RB		1732.5	20175	20.83	21.00	0.4
	256-QAM	1-RB	0	1712.5	20025	21.71	22.00	0.5
				1732.5	20175	21.75	22.00	0.5
				1752.5	20325	21.73	22.00	0.5
			39	1712.5	20025	21.79	22.00	0.5
				1732.5	20175	21.81	22.00	0.5
				1752.5	20325	21.83	22.00	0.5
			77	1712.5	20025	21.80	22.00	0.5
				1732.5	20175	21.82	22.00	0.5
				1752.5	20325	21.83	22.00	0.5
		36-RB	0	1712.5	20025	20.71	21.00	0.6
				1732.5	20175	20.75	21.00	0.6
				1752.5	20325	20.73	21.00	0.6
			39	1712.5	20025	20.79	21.00	0.6
				1732.5	20175	20.81	21.00	0.6
				1752.5	20325	20.83	21.00	0.6
			77	1712.5	20025	20.80	21.00	0.6
				1732.5	20175	20.82	21.00	0.6
				1752.5	20325	20.83	21.00	0.6
		75-RB		1732.5	20175	19.83	20.00	0.6

FDD Band 4									
BW(MHz)	Modulation	RB Size	RB Offset	Frequency (MHz)	Channel	Conducted power (dBm)	Target Power + Max Tolerance (dBm)	MPR Allowed per 3GPP(dB)
10	QPSK	1-RB	0	1715	20000	24.79	25.00	0
				1732.5	20175	24.75	25.00	0
				1750	20350	24.76	25.00	0
			25	1715	20000	24.77	25.00	0
				1732.5	20175	24.73	25.00	0
				1750	20350	24.77	25.00	0
			49	1715	20000	24.79	25.00	0
				1732.5	20175	24.75	25.00	0
				1750	20350	24.81	25.00	0
		25-RB	0	1715	20000	23.79	24.00	0.1
				1732.5	20175	23.77	24.00	0.1
				1750	20350	23.81	24.00	0.1
			12	1715	20000	23.78	24.00	0.1
				1732.5	20175	23.76	24.00	0.1
				1750	20350	23.84	24.00	0.1
			25	1715	20000	23.79	24.00	0.1
				1732.5	20175	23.75	24.00	0.1
				1750	20350	23.82	24.00	0.1
		50-RB		1732.5	20175	22.81	23.00	0.1
	16-QAM	1-RB	0	1715	20000	23.87	24.00	0.1
				1732.5	20175	23.77	24.00	0.1
				1750	20350	23.85	24.00	0.1
			49	1715	20000	23.88	24.00	0.1
				1732.5	20175	23.78	24.00	0.1
				1750	20350	23.86	24.00	0.1
		25-RB	0	1715	20000	22.87	23.00	0.2
				1732.5	20175	22.87	23.00	0.2
				1750	20350	22.87	23.00	0.2
			12	1715	20000	22.79	23.00	0.2
				1732.5	20175	22.87	23.00	0.2
				1750	20350	22.87	23.00	0.2
			25	1715	20000	22.77	23.00	0.2
				1732.5	20175	22.77	23.00	0.2
				1750	20350	22.86	23.00	0.2
		50-RB		1732.5	20175	21.79	22.00	0.2
	64-QAM	1-RB	0	1715	20000	22.79	23.00	0.3
				1732.5	20175	22.87	23.00	0.3
				1750	20350	22.79	23.00	0.3
			49	1715	20000	22.78	23.00	0.3
				1732.5	20175	22.86	23.00	0.3
				1750	20350	22.78	23.00	0.3
		25-RB	0	1715	20000	21.79	22.00	0.4
				1732.5	20175	21.87	22.00	0.4
				1750	20350	21.79	22.00	0.4
			12	1715	20000	21.78	22.00	0.4
				1732.5	20175	21.86	22.00	0.4
				1750	20350	21.78	22.00	0.4
			25	1715	20000	21.77	22.00	0.4
				1732.5	20175	21.85	22.00	0.4
				1750	20350	21.76	22.00	0.4
		50-RB		1732.5	20175	20.78	21.00	0.4
	256-QAM	1-RB	0	1715	20000	21.79	22.00	0.5
				1732.5	20175	21.87	22.00	0.5
				1750	20350	21.79	22.00	0.5
			49	1715	20000	21.78	22.00	0.5
				1732.5	20175	21.86	22.00	0.5
				1750	20350	21.78	22.00	0.5
		25-RB	0	1715	20000	20.79	21.00	0.6
				1732.5	20175	20.87	21.00	0.6
				1750	20350	20.79	21.00	0.6
			12	1715	20000	20.78	21.00	0.6
				1732.5	20175	20.86	21.00	0.6
				1750	20350	20.78	21.00	0.6
			25	1715	20000	20.77	21.00	0.6
				1732.5	20175	20.85	21.00	0.6
				1750	20350	20.76	21.00	0.6
		50-RB		1732.5	20175	19.78	20.00	0.6

FDD Band 4									
BW(MHz)	Modulation	RB Size	RB Offset	Frequency (MHz)	Channel	Conducted power (dBm)	Target Power + Max Tolerance (dBm)	MPR Allowed per 3GPP(dB)
5	QPSK	1-RB	0	1717.5	19975	24.68	25.00	0
				1732.5	20175	24.75	25.00	0
				1747.5	20375	24.69	25.00	0
			12	1717.5	19975	24.69	25.00	0
				1732.5	20175	24.75	25.00	0
				1747.5	20375	24.70	25.00	0
			24	1717.5	19975	24.68	25.00	0
				1732.5	20175	24.75	25.00	0
				1747.5	20375	24.71	25.00	0
		12-RB	0	1717.5	19975	23.68	24.00	0.1
				1732.5	20175	23.75	24.00	0.1
				1747.5	20375	23.69	24.00	0.1
			6	1717.5	19975	23.69	24.00	0.1
				1732.5	20175	23.75	24.00	0.1
				1747.5	20375	23.70	24.00	0.1
			13	1717.5	19975	23.68	24.00	0.1
				1732.5	20175	23.75	24.00	0.1
				1747.5	20375	23.71	24.00	0.1
		25RB		1732.5	20175	22.75	23.00	0.1
	16-QAM	1-RB	0	1717.5	19975	23.68	24.00	0.1
				1732.5	20175	23.75	24.00	0.1
				1747.5	20375	23.69	24.00	0.1
			24	1717.5	19975	23.68	24.00	0.1
				1732.5	20175	23.75	24.00	0.1
				1747.5	20375	23.71	24.00	0.1
		12-RB	0	1717.5	19975	22.68	23.00	0.2
				1732.5	20175	22.75	23.00	0.2
				1747.5	20375	22.69	23.00	0.2
			6	1717.5	19975	22.69	23.00	0.2
				1732.5	20175	22.75	23.00	0.2
				1747.5	20375	22.70	23.00	0.2
			13	1717.5	19975	22.68	23.00	0.2
				1732.5	20175	22.75	23.00	0.2
				1747.5	20375	22.71	23.00	0.2
		25RB		1732.5	20175	21.75	22.00	0.2
	64-QAM	1-RB	0	1717.5	19975	22.68	23.00	0.3
				1732.5	20175	22.75	23.00	0.3
				1747.5	20375	22.69	23.00	0.3
			24	1717.5	19975	22.68	23.00	0.3
				1732.5	20175	22.75	23.00	0.3
				1747.5	20375	22.71	23.00	0.3
		12-RB	0	1717.5	19975	21.68	22.00	0.4
				1732.5	20175	21.75	22.00	0.4
				1747.5	20375	21.69	22.00	0.4
			6	1717.5	19975	21.69	22.00	0.4
				1732.5	20175	21.75	22.00	0.4
				1747.5	20375	21.70	22.00	0.4
			13	1717.5	19975	21.68	22.00	0.4
				1732.5	20175	21.75	22.00	0.4
				1747.5	20375	21.71	22.00	0.4
		25RB		1732.5	20175	20.75	21.00	0.4
	256-QAM	1-RB	0	1717.5	19975	21.68	22.00	0.5
				1732.5	20175	21.75	22.00	0.5
				1747.5	20375	21.69	22.00	0.5
			24	1717.5	19975	21.68	22.00	0.5
				1732.5	20175	21.75	22.00	0.5
				1747.5	20375	21.71	22.00	0.5
		12-RB	0	1717.5	19975	20.68	21.00	0.6
				1732.5	20175	20.75	21.00	0.6
				1747.5	20375	20.69	21.00	0.6
			6	1717.5	19975	20.69	21.00	0.6
				1732.5	20175	20.75	21.00	0.6
				1747.5	20375	20.70	21.00	0.6
			13	1717.5	19975	20.68	21.00	0.6
				1732.5	20175	20.75	21.00	0.6
				1747.5	20375	20.71	21.00	0.6
		25RB		1732.5	20175	19.75	20.00	0.6

FDD Band 4									
BW(MHz)	Modulation	RB Size	RB Offset	Frequency (MHz)	Channel	Conducted power (dBm)	Target Power + Max Tolerance (dBm)	MPR Allowed per 3GPP(dB)
3	QPSK	1-RB	0	1716.5	19965	24.68	25.00	0
				1732.5	20175	24.75	25.00	0
				1748.5	20385	24.68	25.00	0
			7	1716.5	19965	24.69	25.00	0
				1732.5	20175	24.75	25.00	0
				1748.5	20385	24.70	25.00	0
			14	1716.5	19965	24.68	25.00	0
				1732.5	20175	24.75	25.00	0
				1748.5	20385	24.68	25.00	0
		8-RB	0	1716.5	19965	23.68	24.00	0.1
				1732.5	20175	23.75	24.00	0.1
				1748.5	20385	23.69	24.00	0.1
			4	1716.5	19965	23.69	24.00	0.1
				1732.5	20175	23.75	24.00	0.1
				1748.5	20385	23.70	24.00	0.1
			7	1716.5	19965	23.68	24.00	0.1
				1732.5	20175	23.75	24.00	0.1
				1748.5	20385	23.71	24.00	0.1
		15RB		1732.5	20175	22.75	23.00	0.1
	16-QAM	1-RB	0	1716.5	19965	23.68	24.00	0.1
				1732.5	20175	23.75	24.00	0.1
				1748.5	20385	23.69	24.00	0.1
			7	1716.5	19965	23.68	24.00	0.1
				1732.5	20175	23.75	24.00	0.1
				1748.5	20385	23.71	24.00	0.1
			14	1716.5	19965	23.68	24.00	0.1
				1732.5	20175	23.75	24.00	0.1
				1748.5	20385	23.68	24.00	0.1
		8-RB	0	1716.5	19965	22.68	23.00	0.2
				1732.5	20175	22.75	23.00	0.2
				1748.5	20385	22.69	23.00	0.2
			4	1716.5	19965	22.69	23.00	0.2
				1732.5	20175	22.75	23.00	0.2
				1748.5	20385	22.70	23.00	0.2
			7	1716.5	19965	22.68	23.00	0.2
				1732.5	20175	22.75	23.00	0.2
				1748.5	20385	22.71	23.00	0.2
		15RB		1732.5	20175	21.75	22.00	0.2
	64-QAM	1-RB	0	1716.5	19965	22.68	23.00	0.3
				1732.5	20175	22.75	23.00	0.3
				1748.5	20385	22.69	23.00	0.3
			7	1716.5	19965	22.68	23.00	0.3
				1732.5	20175	22.75	23.00	0.3
				1748.5	20385	22.71	23.00	0.3
			14	1716.5	19965	22.68	23.00	0.3
				1732.5	20175	22.75	23.00	0.3
				1748.5	20385	22.68	23.00	0.3
		8-RB	0	1716.5	19965	21.68	22.00	0.4
				1732.5	20175	21.75	22.00	0.4
				1748.5	20385	21.69	22.00	0.4
			4	1716.5	19965	21.69	22.00	0.4
				1732.5	20175	21.75	22.00	0.4
				1748.5	20385	21.70	22.00	0.4
			7	1716.5	19965	21.68	22.00	0.4
				1732.5	20175	21.75	22.00	0.4
				1748.5	20385	21.71	22.00	0.4
		15RB		1732.5	20175	20.75	21.00	0.4
	256-QAM	1-RB	0	1716.5	19965	21.68	22.00	0.5
				1732.5	20175	21.75	22.00	0.5
				1748.5	20385	21.69	22.00	0.5
			7	1716.5	19965	21.68	22.00	0.5
				1732.5	20175	21.75	22.00	0.5
				1748.5	20385	21.71	22.00	0.5
			14	1716.5	19965	21.68	22.00	0.5
				1732.5	20175	21.75	22.00	0.5
				1748.5	20385	21.68	22.00	0.5
		8-RB	0	1716.5	19965	20.68	21.00	0.6
				1732.5	20175	20.75	21.00	0.6
				1748.5	20385	20.69	21.00	0.6
			4	1716.5	19965	20.69	21.00	0.6
				1732.5	20175	20.75	21.00	0.6
				1748.5	20385	20.70	21.00	0.6
			7	1716.5	19965	20.68	21.00	0.6
				1732.5	20175	20.75	21.00	0.6
				1748.5	20385	20.71	21.00	0.6
		15RB		1732.5	20175	19.75	20.00	0.6

FDD Band 4									
BW(MHz)	Modulation	RB Size	RB Offset	Frequency (MHz)	Channel	Conducted power (dBm)	Target Power + Max Tolerance (dBm)	MPR Allowed per 3GPP(dB)
1.4	QPSK	1-RB	0	1710.7	19957	24.68	25.00	0
				1732.5	20175	24.75	25.00	0
				1754.3	20393	24.68	25.00	0
			2	1710.7	19957	24.69	25.00	0
				1732.5	20175	24.75	25.00	0
				1754.3	20393	24.70	25.00	0
			5	1710.7	19957	24.68	25.00	0
				1732.5	20175	24.75	25.00	0
				1754.3	20393	24.68	25.00	0
		3-RB	0	1710.7	19957	23.68	24.00	0.1
				1732.5	20175	23.75	24.00	0.1
				1754.3	20393	23.69	24.00	0.1
			2	1710.7	19957	23.69	24.00	0.1
				1732.5	20175	23.75	24.00	0.1
				1754.3	20393	23.70	24.00	0.1
			3	1710.7	19957	23.68	24.00	0.1
				1732.5	20175	23.75	24.00	0.1
				1754.3	20393	23.71	24.00	0.1
		6RB		1732.5	20175	22.75	23.00	0.1
	16-QAM	1-RB	0	1710.7	19957	23.68	24.00	0.1
				1732.5	20175	23.75	24.00	0.1
				1754.3	20393	23.69	24.00	0.1
			2	1710.7	19957	23.68	24.00	0.1
				1732.5	20175	23.75	24.00	0.1
				1754.3	20393	23.71	24.00	0.1
			3	1710.7	19957	23.68	24.00	0.1
				1732.5	20175	23.75	24.00	0.1
				1754.3	20393	23.68	24.00	0.1
		3-RB	0	1710.7	19957	22.68	23.00	0.2
				1732.5	20175	22.75	23.00	0.2
				1754.3	20393	22.69	23.00	0.2
			2	1710.7	19957	22.69	23.00	0.2
				1732.5	20175	22.75	23.00	0.2
				1754.3	20393	22.70	23.00	0.2
			3	1710.7	19957	22.68	23.00	0.2
				1732.5	20175	22.75	23.00	0.2
				1754.3	20393	22.71	23.00	0.2
		6RB		1732.5	20175	21.75	22.00	0.2
	64-QAM	1-RB	0	1710.7	19957	22.68	23.00	0.3
				1732.5	20175	22.75	23.00	0.3
				1754.3	20393	22.69	23.00	0.3
			2	1710.7

LTE FDD Band 5 - conducted power table: Hotspot & Head_with WLAN calling_UAT

FDD Band 5

BW(MHz)	Modulation	RB Size	RB Offset	Frequency (MHz)	Channel	Conducted power (dBm)	Target Power + Max. Tolerance (dBm)	MPR Allowed per 3GPP(dB)
10	QPSK	1 RB	0	829	20450	20.72	21.00	0
				836.5	20525	20.97	21.00	0
				844	20600	20.80	21.00	0
			25	829	20450	20.77	21.00	0
				836.5	20525	20.92	21.00	0
				844	20600	20.76	21.00	0
			49	829	20450	20.80	21.00	0
				836.5	20525	20.91	21.00	0
				844	20600	20.80	21.00	0
		25 RB	0	829	20450	19.83	20.00	0-1
				836.5	20525	19.80	20.00	0-1
				844	20600	19.80	20.00	0-1
			12	829	20450	19.78	20.00	0-1
				836.5	20525	19.81	20.00	0-1
				844	20600	19.71	20.00	0-1
			25	829	20450	19.74	20.00	0-1
				836.5	20525	19.64	20.00	0-1
				844	20600	19.90	20.00	0-1
		50RB		829	20450	19.86	20.00	0-1
				836.5	20525	19.72	20.00	0-1
				844	20600	19.69	20.00	0-1
	16-QAM	1 RB	0	829	20450	19.77	20.00	0-1
				836.5	20525	19.79	20.00	0-1
				844	20600	19.83	20.00	0-1
			25	829	20450	19.95	20.00	0-1
				836.5	20525	19.86	20.00	0-1
				844	20600	19.85	20.00	0-1
			49	829	20450	19.75	20.00	0-1
				836.5	20525	19.85	20.00	0-1
				844	20600	19.78	20.00	0-1
		25 RB	0	829	20450	18.74	19.00	0-2
				836.5	20525	18.85	19.00	0-2
				844	20600	18.69	19.00	0-2
			12	829	20450	18.70	19.00	0-2
				836.5	20525	18.79	19.00	0-2
				844	20600	18.72	19.00	0-2
			25	829	20450	18.76	19.00	0-2
				836.5	20525	18.79	19.00	0-2
				844	20600	18.80	19.00	0-2
		50RB		829	20450	18.79	19.00	0-2
				836.5	20525	18.71	19.00	0-2
				844	20600	18.93	19.00	0-2
	64-QAM	1 RB	0	829	20450	18.89	19.00	0-2
				836.5	20525	18.81	19.00	0-2
				844	20600	18.71	19.00	0-2
			25	829	20450	18.71	19.00	0-2
				836.5	20525	18.86	19.00	0-2
				844	20600	18.78	19.00	0-2
			49	829	20450	18.76	19.00	0-2
				836.5	20525	18.85	19.00	0-2
				844	20600	18.71	19.00	0-2
		25 RB	0	829	20450	17.63	18.00	0-3
				836.5	20525	17.91	18.00	0-3
				844	20600	17.81	18.00	0-3
			12	829	20450	17.65	18.00	0-3
				836.5	20525	17.78	18.00	0-3
				844	20600	17.81	18.00	0-3
			25	829	20450	17.73	18.00	0-3
				836.5	20525	17.82	18.00	0-3
				844	20600	17.92	18.00	0-3
		50RB		829	20450	17.72	18.00	0-3
				836.5	20525	17.72	18.00	0-3
				844	20600	17.82	18.00	0-3
	256-QAM	1 RB	0	829	20450	15.91	16.00	0-5
				836.5	20525	15.78	16.00	0-5
				844	20600	15.85	16.00	0-5
			25	829	20450	15.90	16.00	0-5
				836.5	20525	15.61	16.00	0-5
				844	20600	15.64	16.00	0-5
			49	829	20450	15.67	16.00	0-5
				836.5	20525	15.91	16.00	0-5
				844	20600	15.73	16.00	0-5
		25 RB	0	829	20450	15.70	16.00	0-5
				836.5	20525	15.96	16.00	0-5
				844	20600	15.92	16.00	0-5
			12	829	20450	15.77	16.00	0-5
				836.5	20525	15.87	16.00	0-5
				844	20600	15.89	16.00	0-5
			25	829	20450	15.91	16.00	0-5
				836.5	20525	15.87	16.00	0-5
				844	20600	15.91	16.00	0-5
		50RB		829	20450	15.72	16.00	0-5
				836.5	20525	15.70	16.00	0-5
				844	20600	15.83	16.00	0-5

FDD Band 5

BW(MHz)	Modulation	RB Size	RB Offset	Frequency (MHz)	Channel	Conducted power (dBm)	Target Power + Max. Tolerance (dBm)	MPR Allowed per 3GPP(dB)
5	QPSK	1 RB	0	826.5	20425	20.78	21.00	0
				836.5	20525	20.78	21.00	0
				846.5	20625	20.67	21.00	0
			12	826.5	20425	20.78	21.00	0
				836.5	20525	20.74	21.00	0
				846.5	20625	20.77	21.00	0
			24	826.5	20425	20.64	21.00	0
				836.5	20525	20.82	21.00	0
				846.5	20625	20.77	21.00	0
		12 RB	0	826.5	20425	19.85	20.00	0-1
				836.5	20525	19.78	20.00	0-1
				846.5	20625	19.76	20.00	0-1
			6	826.5	20425	19.81	20.00	0-1
				836.5	20525	19.70	20.00	0-1
				846.5	20625	19.79	20.00	0-1
			13	826.5	20425	19.89	20.00	0-1
				836.5	20525	19.65	20.00	0-1
				846.5	20625	19.82	20.00	0-1
		25RB		826.5	20425	19.74	20.00	0-1
				836.5	20525	19.76	20.00	0-1
				846.5	20625	19.84	20.00	0-1
	16-QAM	1 RB	0	826.5	20425	19.77	20.00	0-1
				836.5	20525	19.88	20.00	0-1
				846.5	20625	19.65	20.00	0-1
			12	826.5	20425	19.90	20.00	0-1
				836.5	20525	19.82	20.00	0-1
				846.5	20625	19.78	20.00	0-1
			24	826.5	20425	19.78	20.00	0-1
				836.5	20525	19.76	20.00	0-1
				846.5	20625	19.77	20.00	0-1
		12 RB	0	826.5	20425	18.92	19.00	0-2
				836.5	20525	18.87	19.00	0-2
				846.5	20625	18.68	19.00	0-2
			6	826.5	20425	18.77	19.00	0-2
				836.5	20525	18.74	19.00	0-2
				846.5	20625	18.71	19.00	0-2
			13	826.5	20425	18.80	19.00	0-2
				836.5	20525	18.79	19.00	0-2
				846.5	20625	18.74	19.00	0-2
		25RB		826.5	20425	18.80	19.00	0-2
				836.5	20525	18.84	19.00	0-2
				846.5	20625	18.80	19.00	0-2
	64-QAM	1 RB	0	826.5	20425	18.65	19.00	0-2
				836.5	20525	18.76	19.00	0-2
				846.5	20625	18.68	19.00	0-2
			12	826.5	20425	18.68	19.00	0-2
				836.5	20525	18.87	19.00	0-2
				846.5	20625	18.73	19.00	0-2
			24	826.5	20425	18.89	19.00	0-2
				836.5	20525	18.82	19.00	0-2
				846.5	20625	18.74	19.00	0-2
		12 RB	0	826.5	20425	17.84	18.00	0-3
				836.5	20525	17.76	18.00	0-3
				846.5	20625	17.89	18.00	0-3
			6	826.5	20425	17.79	18.00	0-3
				836.5	20525	17.75	18.00	0-3
				846.5	20625	17.69	18.00	0-3
			13	826.5	20425	17.72	18.00	0-3
				836.5	20525	17.82	18.00	0-3
				846.5	20625	17.66	18.00	0-3
		25RB		826.5	20425	17.78	18.00	0-3
				836.5	20525	17.69	18.00	0-3
				846.5	20625	17.74	18.00	0-3
	256-QAM	1 RB	0	826.5	20425	15.87	16.00	0-5
				836.5	20525	15.79	16.00	0-5
				846.5	20625	15.71	16.00	0-5
			12	826.5	20425	15.69	16.00	0-5
				836.5	20525	15.73	16.00	0-5
				846.5	20625	15.80	16.00	0-5
			24	826.5	20425	15.78	16.00	0-5
				836.5	20525	15.68	16.00	0-5
				846.5	20625	15.92	16.00	0-5
		12 RB	0	826.5	20425	15.82	16.00	0-5
				836.5	20525	15.77	16.00	0-5
				846.5	20625	15.64	16.00	0-5
			6	826.5	20425	15.91	16.00	0-5
				836.5	20525	15.72	16.00	0-5
				846.5	20625	15.83	16.00	0-5
			13	826.5	20425	15.77	16.00	0-5
				836.5	20525	15.81	16.00	0-5
				846.5	20625	15.83	16.00	0-5
		25RB		826.5	20425	15.76	16.00	0-5
				836.5	20525	15.77	16.00	0-5
				846.5	20625	15.91	16.00	0-5

FDD Band 5

BW(MHz)	Modulation	RB Size	RB Offset	Frequency (MHz)	Channel	Conducted power (dBm)	Target Power + Max. Tolerance (dBm)	MPR Allowed per 3GPP(dB)
3	QPSK	1 RB	0	825.5	20415	20.89	21.00	0
				836.5	20525	20.71	21.00	0
				847.5	20635	20.91	21.00	0
			7	825.5	20415	20.80	21.00	0
				836.5	20525	20.72	21.00	0
				847.5	20635	20.88	21.00	0
			14	825.5	20415	20.81	21.00	0
				836.5	20525	20.93	21.00	0
				847.5	20635	20.83	21.00	0
		8 RB	0	825.5	20415	19.76	20.00	0-1
				836.5	20525	19.82	20.00	0-1
				847.5	20635	19.69	20.00	0-1
			4	825.5	20415	19.80	20.00	0-1
				836.5	20525	19.83	20.00	0-1
				847.5	20635	19.75	20.00	0-1
			7	825.5	20415	19.80	20.00	0-1
				836.5	20525	19.83	20.00	0-1
				847.5	20635	19.82	20.00	0-1
		15RB		825.5	20415	19.88	20.00	0-1
				836.5	20525	19.82	20.00	0-1
				847.5	20635	19.71	20.00	0-1
	16-QAM	1 RB	0	825.5	20415	19.65	20.00	0-1
				836.5	20525	19.79	20.00	0-1
				847.5	20635	19.85	20.00	0-1
			7	825.5	20415	19.74	20.00	0-1
				836.5	20525	19.76	20.00	0-1
				847.5	20635	19.75	20.00	0-1
			14	825.5	20415	19.74	20.00	0-1
				836.5	20525	19.75	20.00	0-1
				847.5	20635	19.88	20.00	0-1
		8 RB	0	825.5	20415	18.73	19.00	0-2
				836.5	20525	18.66	19.00	0-2
				847.5	20635	18.76	19.00	0-2
			4	825.5	20415	18.72	19.00	0-2
				836.5	20525	18.84	19.00	0-2
				847.5	20635	18.73	19.00	0-2
			7	825.5	20415	18.69	19.00	0-2
				836.5	20525	18.75	19.00	0-2
				847.5	20635	18.85	19.00	0-2
		15RB		825.5	20415	18.79	19.00	0-2
				836.5	20525	18.86	19.00	0-2
				847.5	20635	18.69	19.00	0-2
	64-QAM	1 RB	0	825.5	20415	18.60	19.00	0-2
				836.5	20525	18.84	19.00	0-2
				847.5	20635	18.79	19.00	0-2
			7	825.5	20415	18.81	19.00	0-2
				836.5	20525	18.71	19.00	0-2
				847.5	20635	18.84	19.00	0-2
			14	825.5	20415	18.81	19.00	0-2
				836.5	20525	18.69	19.00	0-2
				847.5	20635	18.74	19.00	0-2
		8 RB	0	825.5	20415	17.79	18.00	0-3
				836.5	20525	17.83	18.00	0-3
				847.5	20635	17.83	18.00	0-3
			4	825.5	20415	17.91	18.00	0-3
				836.5	20525	17.94	18.00	0-3
				847.5	20635	17.74	18.00	0-3
			7	825.5	20415	17.91	18.00	0-3
				836.5	20525	17.82	18.00	0-3
				847.5	20635	17.74	18.00	0-3
		15RB		825.5	20415	17.78	18.00	0-3
				836.5	20525	17.93	18.00	0-3
				847.5	20635	17.78	18.00	0-3
	256-QAM	1 RB	0	825.5	20415	15.86	16.00	0-5
				836.5	20525	15.86	16.00	0-5
				847.5	20635	15.72	16.00	0-5
			7	825.5	20415	15.80	16.00	0-5
				836.5	20525	15.86	16.00	0-5
				847.5	20635	15.82	16.00	0-5
			14	825.5	20415	15.71	16.00	0-5
				836.5	20525	15.86	16.00	0-5
				847.5	20635	15.80	16.00	0-5
		8 RB	0	825.5	20415	15.88	16.00	0-5
				836.5	20525	15.78	16.00	0-5
				847.5	20635	15.87	16.00	0-5
			4	825.5	20415	15.84	16.00	0-5
				836.5	20525	15.78	16.00	0-5
				847.5	20635	15.84	16.00	0-5
			7	825.5	20415	15.62	16.00	0-5
				836.5	20525	15.62	16.00	0-5
				847.5	20635	15.81	16.00	0-5
		15RB		825.5	20415	15.76	16.00	0-5
				836.5	20525	15.60	16.00	0-5
				847.5	20635	15.80	16.00	0-5

FDD Band 5

BW(MHz)	Modulation	RB Size	RB Offset	Frequency (MHz)	Channel	Conducted power (dBm)	Target Power + Max. Tolerance (dBm)	MPR Allowed per 3GPP(dB)
1.4	QPSK	1 RB	0	824.7	20407	20.76	21.00	0
				836.5	20525	20.68	21.00	0
				848.3	20643	20.78	21.00	0
			2	824.7	20407	20.77	21.00	0
				836.5	20525	20.81	21.00	0
				848.3	20643	20.68	21.00	0
			5	824.7	20407	20.82	21.00	0
				836.5	20525	20.73	21.00	0
				848.3	20643	20.96	21.00	0
		3 RB	0	824.7	20407	20.73	21.00	0
				836.5	20525	20.82	21.00	0
				848.3	20643	20.66	21.00	0
			2	824.7	20407	20.69	21.00	0
				836.5	20525	20.77	21.00	0
				848.3	20643	20.77	21.00	0
			3	824.7	20407	20.88	21.00	0
				836.5	20525	20.83	21.00	0
				848.3	20643	20.65	21.00	0
		6RB		824.7	20407	19.72	20.00	0-1
				836.5	20525	19.75	20.00	0-1
				848.3	20643	19.75	20.00	0-1
	16-QAM	1 RB	0	824.7	20407	19.69	20.00	0-1
				836.5	20525	19.82	20.00	0-1
				848.3	20643	19.79	20.00	0-1
			2	824.7	20407	19.87	20.00	0-1
				836.5	20525	19.81	20.00	0-1
				848.3	20643	19.73	20.00	0-1
			5	824.7	20407	19.71	20.00	0-1
				836.5	20525	19.69	20.00	0-1
				848.3	20643	19.82	20.00	0-1
		3 RB	0	824.7	20407	19.76	20.00	0-1
				836.5	20525	19.97	20.00	0-1
				848.3	20643	19.80	20.00	0-1
			2	824.7	20407	19.77	20.00	0-1
				836.5	20525	19.82	20.00	0-1
				848.3	20643	19.86	20.00	0-1
			3	824.7	20407	19.74	20.00	0-1
				836.5	20525	19.81	20.00	0-1
				848.3	20643	19.82	20.00	0-1
		6RB		824.7	20407	18.83	19.00	0-2
				836.5	20525	18.82	19.00	0-2
				848.3	20643	18.94	19.00	0-2
	64-QAM	1 RB	0	824.7	20407	18.78	19.00	0-2
				836.5	20525	18.76	19.00	0-2
				848.3	20643	18.84	19.00	0-2
			2	824.7	20407	18.86	19.00	0-2
				836.5	20525	18.73	19.00	0-2
				848.3	20643	18.83	19.00	0-2
			5	824.7	20407	18.72	19.00	0-2
				836.5	20525	18.69	19.00	0-2
				848.3	20643	18.83	19.00	0-2
		3 RB	0	824.7	20407	18.77	19.00	0-2
				836.5	20525	18.73	19.00	0-2
				848.3	20643	18.90	19.00	0-2
			2	824.7	20407	18.71	19.00	0-2
				836.5	20525	18.75	19.00	0-2
				848.3	20643	18.64	19.00	0-2
			3	824.7	20407	18.80	19.00	0-2
				836.5	20525	18.71	19.00	0-2
				848.3	20643	18.84	19.00	0-2
		6RB		824.7	20407	17.96	18.00	0-3
				836.5	20525	17.83	18.00	0-3
				848.3	20643	17.87	18.00	0-3
	256-QAM	1 RB	0	824.7	20407	15.83	16.00	0-5
				836.5	20525	15.67	16.00	0-5
				848.3	20643	15.75	16.00	0-5
			2	824.7	20407	15.79	16.00	0-5
				836.5	20525	15.93	16.00	0-5
				848.3	20643	15.87	16.00	0-5
			5	824.7	20407	15.79	16.00	0-5
				836.5	20525	15.88	16.00	0-5
				848.3	20643	15.82	16.00	0-5
		3 RB	0	824.7	20407	15.79	16.00	0-5
				836.5	20525	15.91	16.00	0-5
				848.3	20643	15.88	16.00	0-5
			2	824.7	20407	15.77	16.00	0-5
				836.5	20525	15.89	16.00	0-5
				848.3	20643	15.92	16.00	0-5
			3	824.7	20407	15.87	16.00	0-5
				836.5	20525	15.72	16.00	0-5
				848.3	20643	15.64	16.00	0-5
		6RB		824.7	20407	15.75	16.00	0-5
				836.5	20525	15.88	16.00	0-5
				848.3	20643	15.81	16.00	0-5

Unless otherwise stated the results shown in this test report refer only to the sample(s) tested and such sample(s) are retained for 90 days only.
除非另有說明，此報告結果僅對測試之樣品負責，同時此樣品僅保留90天。本報告未經本公司書面許可，不可部份複製。
This document is issued by the Company subject to its General Conditions of Service printed overleaf, available on request or accessible at http://www.sgs.com.tw/Terms-and-Conditions and for electronic format documents, subject to Terms and Conditions for Electronic Documents at http://www.sgs.com.tw/Terms-and-Conditions. Attention is drawn to the limitation of liability, indemnification and jurisdiction issues defined therein. Any holder of this document is advised that information contained hereon reflects the Company's findings at the time of its intervention only and within the limits of Client's instructions, if any. The Company's sole responsibility is to its Client and this document does not exonerate parties to a transaction from exercising all their rights and obligations under the transaction documents. This document cannot be reproduced except in full, without prior written approval of the Company. Any unauthorized alteration, forgery or falsification of the content or appearance of this document is unlawful and offenders may be prosecuted to the fullest extent of the law.

Inter without WLAN UAT/LAT & Inter with WLAN LAT

FDD Band 5

BW(MHz)	Modulation	RB Size	RB Offset	Frequency (MHz)	Channel	Conducted power (dBm)	Target Power + Max. Tolerance (dBm)	MPR Allowed per 3GPP(dB)
10	QPSK	1 RB	0	829	20450	21.23	21.50	0
				836.5	20525	21.35	21.50	0
				844	20600	21.22	21.50	0
			25	829	20450	21.19	21.50	0
				836.5	20525	21.29	21.50	0
				844	20600	21.34	21.50	0
			49	829	20450	21.29	21.50	0
				836.5	20525	21.20	21.50	0
				844	20600	21.34	21.50	0
		25 RB	0	829	20450	20.22	20.50	0-1
				836.5	20525	20.20	20.50	0-1
				844	20600	20.34	20.50	0-1
			12	829	20450	20.31	20.50	0-1
				836.5	20525	20.13	20.50	0-1
				844	20600	20.20	20.50	0-1
			25	829	20450	20.13	20.50	0-1
				836.5	20525	20.22	20.50	0-1
				844	20600	20.29	20.50	0-1
		50RB		829	20450	20.35	20.50	0-1
				836.5	20525	20.33	20.50	0-1
				844	20600	20.15	20.50	0-1
	16-QAM	1 RB	0	829	20450	20.32	20.50	0-1
				836.5	20525	20.24	20.50	0-1
				844	20600	20.25	20.50	0-1
			25	829	20450	20.29	20.50	0-1
				836.5	20525	20.28	20.50	0-1
				844	20600	20.22	20.50	0-1
			49	829	20450	20.23	20.50	0-1
				836.5	20525	20.30	20.50	0-1
				844	20600	20.17	20.50	0-1
		25 RB	0	829	20450	19.15	19.50	0-2
				836.5	20525	19.36	19.50	0-2
				844	20600	19.21	19.50	0-2
			12	829	20450	19.28	19.50	0-2
				836.5	20525	19.22	19.50	0-2
				844	20600	19.32	19.50	0-2
			25	829	20450	19.32	19.50	0-2
				836.5	20525	19.23	19.50	0-2
				844	20600	19.22	19.50	0-2
		50RB		829	20450	19.13	19.50	0-2
				836.5	20525	19.28	19.50	0-2
				844	20600	19.27	19.50	0-2
	64-QAM	1 RB	0	829	20450	19.32	19.50	0-2
				836.5	20525	19.25	19.50	0-2
				844	20600	19.36	19.50	0-2
			25	829	20450	19.29	19.50	0-2
				836.5	20525	19.28	19.50	0-2
				844	20600	19.32	19.50	0-2
			49	829	20450	19.28	19.50	0-2
				836.5	20525	19.30	19.50	0-2
				844	20600	19.30	19.50	0-2
		25 RB	0	829	20450	18.17	18.50	0-3
				836.5	20525	18.21	18.50	0-3
				844	20600	18.31	18.50	0-3
			12	829	20450	18.19	18.50	0-3
				836.5	20525	18.31	18.50	0-3
				844	20600	18.36	18.50	0-3
			25	829	20450	18.31	18.50	0-3
				836.5	20525	18.31	18.50	0-3
				844	20600	18.28	18.50	0-3
		50RB		829	20450	18.31	18.50	0-3
				836.5	20525	18.30	18.50	0-3
				844	20600	18.32	18.50	0-3
	256-QAM	1 RB	0	829	20450	16.34	16.50	0-5
				836.5	20525	16.34	16.50	0-5
				844	20600	16.16	16.50	0-5
			25	829	20450	16.24	16.50	0-5
				836.5	20525	16.26	16.50	0-5
				844	20600	16.17	16.50	0-5
			49	829	20450	16.24	16.50	0-5
				836.5	20525	16.19	16.50	0-5
				844	20600	16.33	16.50	0-5
		25 RB	0	829	20450	16.28	16.50	0-5
				836.5	20525	16.14	16.50	0-5
				844	20600	16.34	16.50	0-5
			12	829	20450	16.15	16.50	0-5
				836.5	20525	16.20	16.50	0-5
				844	20600	16.24	16.50	0-5
			25	829	20450	16.22	16.50	0-5
				836.5	20525	16.21	16.50	0-5
				844	20600	16.22	16.50	0-5
		50RB		829	20450	16.19	16.50	0-5
				836.5	20525	16.13	16.50	0-5
				844	20600	16.22	16.50	0-5

FDD Band 5

BW(MHz)	Modulation	RB Size	RB Offset	Frequency (MHz)	Channel	Conducted power (dBm)	Target Power + Max. Tolerance (dBm)	MPR Allowed per 3GPP(dB)
5	QPSK	1 RB	0	826.5	20425	21.33	21.50	0
				836.5	20525	21.24	21.50	0
				846.5	20625	21.22	21.50	0
			12	826.5	20425	21.21	21.50	0
				836.5	20525	21.22	21.50	0
				846.5	20625	21.27	21.50	0
			24	826.5	20425	21.17	21.50	0
				836.5	20525	21.30	21.50	0
				846.5	20625	21.27	21.50	0
		12 RB	0	826.5	20425	20.23	20.50	0-1
				836.5	20525	20.19	20.50	0-1
				846.5	20625	20.29	20.50	0-1
			6	826.5	20425	20.18	20.50	0-1
				836.5	20525	20.35	20.50	0-1
				846.5	20625	20.25	20.50	0-1
			13	826.5	20425	20.25	20.50	0-1
				836.5	20525	20.27	20.50	0-1
				846.5	20625	20.23	20.50	0-1
		25RB		826.5	20425	20.30	20.50	0-1
				836.5	20525	20.29	20.50	0-1
				846.5	20625	20.27	20.50	0-1
	16-QAM	1 RB	0	826.5	20425	20.20	20.50	0-1
				836.5	20525	20.23	20.50	0-1
				846.5	20625	20.40	20.50	0-1
			12	826.5	20425	20.26	20.50	0-1
				836.5	20525	20.23	20.50	0-1
				846.5	20625	20.28	20.50	0-1
			24	826.5	20425	20.18	20.50	0-1
				836.5	20525	20.27	20.50	0-1
				846.5	20625	20.26	20.50	0-1
		12 RB	0	826.5	20425	19.21	19.50	0-2
				836.5	20525	19.19	19.50	0-2
				846.5	20625	19.33	19.50	0-2
			6	826.5	20425	19.34	19.50	0-2
				836.5	20525	19.17	19.50	0-2
				846.5	20625	19.19	19.50	0-2
			13	826.5	20425	19.34	19.50	0-2
				836.5	20525	19.35	19.50	0-2
				846.5	20625	19.22	19.50	0-2
		25RB		826.5	20425	19.24	19.50	0-2
				836.5	20525	19.21	19.50	0-2
				846.5	20625	19.35	19.50	0-2
	64-QAM	1 RB	0	826.5	20425	18.37	18.50	0-2
				836.5	20525	18.31	18.50	0-2
				846.5	20625	18.32	18.50	0-2
			12	826.5	20425	18.29	18.50	0-2
				836.5	20525	18.31	18.50	0-2
				846.5	20625	18.25	18.50	0-2
			24	826.5	20425	18.32	18.50	0-2
				836.5	20525	18.31	18.50	0-2
				846.5	20625	18.32	18.50	0-2
		12 RB	0	826.5	20425	18.32	18.50	0-3
				836.5	20525	18.37	18.50	0-3
				846.5	20625	18.32	18.50	0-3
			6	826.5	20425	18.34	18.50	0-3
				836.5	20525	18.31	18.50	0-3
				846.5	20625	18.17	18.50	0-3
			13	826.5	20425	18.21	18.50	0-3
				836.5	20525	18.18	18.50	0-3
				846.5	20625	18.33	18.50	0-3
		25RB		826.5	20425	18.30	18.50	0-3
				836.5	20525	18.19	18.50	0-3
				846.5	20625	18.22	18.50	0-3
	256-QAM	1 RB	0	826.5	20425	16.40	16.50	0-5
				836.5	20525	16.15	16.50	0-5
				846.5	20625	16.37	16.50	0-5
			12	826.5	20425	16.24	16.50	0-5
				836.5	20525	16.21	16.50	0-5
				846.5	20625	16.26	16.50	0-5
			24	826.5	20425	16.20	16.50	0-5
				836.5	20525	16.34	16.50	0-5
				846.5	20625	16.21	16.50	0-5
		12 RB	0	826.5	20425	16.29	16.50	0-5
				836.5	20525	16.17	16.50	0-5
				846.5	20625	16.12	16.50	0-5
			6	826.5	20425	16.14	16.50	0-5
				836.5	20525	16.22	16.50	0-5
				846.5	20625	16.29	16.50	0-5
			13	826.5	20425	16.32	16.50	0-5
				836.5	20525	16.16	16.50	0-5
				846.5	20625	16.37	16.50	0-5
		25RB		826.5	20425	16.19	16.50	0-5
				836.5	20525	16.23	16.50	0-5
				846.5	20625	16.31	16.50	0-5

FDD Band 5

BW(MHz)	Modulation	RB Size	RB Offset	Frequency (MHz)	Channel	Conducted power (dBm)	Target Power + Max. Tolerance (dBm)	MPR Allowed per 3GPP(dB)
3	QPSK	1 RB	0	825.5	20415	21.32	21.50	0
				836.5	20525	21.28	21.50	0
				847.5	20635	21.23	21.50	0
			7	825.5	20415	21.27	21.50	0
				836.5	20525	21.23	21.50	0
				847.5	20635	21.37	21.50	0
			14	825.5	20415	21.18	21.50	0
				836.5	20525	21.36	21.50	0
				847.5	20635	21.28	21.50	0
		8 RB	0	825.5	20415	20.29	20.50	0-1
				836.5	20525	20.20	20.50	0-1
				847.5	20635	20.34	20.50	0-1
			4	825.5	20415	20.20	20.50	0-1
				836.5	20525	20.19	20.50	0-1
				847.5	20635	20.28	20.50	0-1
			7	825.5	20415	20.21	20.50	0-1
				836.5	20525	20.28	20.50	0-1
				847.5	20635	20.14	20.50	0-1
		15RB		825.5	20415	20.29	20.50	0-1
				836.5	20525	20.19	20.50	0-1
				847.5	20635	20.36	20.50	0-1
	16-QAM	1 RB	0	825.5	20415	20.34	20.50	0-1
				836.5	20525	20.26	20.50	0-1
				847.5	20635	20.27	20.50	0-1
			7	825.5	20415	20.17	20.50	0-1
				836.5	20525	20.33	20.50	0-1
				847.5	20635	20.28	20.50	0-1
			14	825.5	20415	20.21	20.50	0-1
				836.5	20525	20.32	20.50	0-1
				847.5	20635	20.29	20.50	0-1
		8 RB	0	825.5	20415	19.19	19.50	0-2
				836.5	20525	19.23	19.50	0-2
				847.5	20635	19.13	19.50	0-2
			4	825.5	20415	19.31	19.50	0-2
				836.5	20525	19.35	19.50	0-2
				847.5	20635	19.27	19.50	0-2
			7	825.5	20415	19.29	19.50	0-2
				836.5	20525	19.28	19.50	0-2
				847.5	20635	19.24	19.50	0-2
		15RB		825.5	20415	19.34	19.50	0-2
				836.5	20525	19.36	19.50	0-2
				847.5	20635	19.30	19.50	0-2
	64-QAM	1 RB	0	825.5	20415	19.28	19.50	0-2
				836.5	20525	19.28	19.50	0-2
				847.5	20635	19.30	19.50	0-2
			7	825.5	20415	19.24	19.50	0-2
				836.5	20525	19.13	19.50	0-2
				847.5	20635	19.25	19.50	0-2
			14	825.5	20415	19.37	19.50	0-2
				836.5	20525	19.28	19.50	0-2
				847.5	20635	19.32	19.50	0-2
		8 RB	0	825.5	20415	18.31	18.50	0-3
				836.5	20525	18.22	18.50	0-3
				847.5	20635	18.25	18.50	0-3
			4	825.5	20415	18.27	18.50	0-3
				836.5	20525	18.27	18.50	0-3
				847.5	20635	18.19	18.50	0-3
			7	825.5	20415	18.27	18.50	0-3
				836.5	20525	18.26	18.50	0-3
				847.5	20635	18.30	18.50	0-3
		15RB		825.5	20415	18.28	18.50	0-3
				836.5	20525	18.14	18.50	0-3
				847.5	20635	18.25	18.50	0-3
	256-QAM	1 RB	0	825.5	20415	16.22	16.50	0-5
				836.5	20525	16.29	16.50	0-5
				847.5	20635	16.15	16.50	0-5
			7	825.5	20415	16.33	16.50	0-5
				836.5	20525	16.32	16.50	0-5
				847.5	20635	16.35	16.50	0-5
			14	825.5	20415	16.23	16.50	0-5
				836.5	20525	16.16	16.50	0-5
				847.5	20635	16.27	16.50	0-5
		8 RB	0	825.5	20415	16.24	16.50	0-5
				836.5	20525	16.29	16.50	0-5
				847.5	20635	16.32	16.50	0-5
			4	825.5	20415	16.40	16.50	0-5
				836.5	20525	16.20	16.50	0-5
				847.5	20635	16.25	16.50	0-5
			7	825.5	20415	16.16	16.50	0-5
				836.5	20525	16.32	16.50	0-5
				847.5	20635	16.39	16.50	0-5
		15RB		825.5	20415	16.22	16.50	0-5
				836.5	20525	16.27	16.50	0-5
				847.5	20635	16.20	16.50	0-5

FDD Band 5

BW(MHz)	Modulation	RB Size	RB Offset	Frequency (MHz)	Channel	Conducted power (dBm)	Target Power + Max. Tolerance (dBm)	MPR Allowed per 3GPP(dB)
1.4	QPSK	1 RB	0	824.7	20407	21.27	21.50	0
				836.5	20525	21.24	21.50	0
				848.3	20643	21.33	21.50	0
			2	824.7	20407	21.25	21.50	0
				836.5	20525	21.24	21.50	0
				848.3	20643	21.32	21.50	0
			5	824.7	20407	21.25	21.50	0
				836.5	20525	21.17	21.50	0
				848.3	20643	21.28	21.50	0
		3 RB	0	824.7	20407	21.27	21.50	0
				836.5	20525	21.25	21.50	0
				848.3	20643	21.17	21.50	0
			2	824.7	20407	21.35	21.50	0
				836.5	20525	21.39	21.50	0
				848.3	20643	21.21	21.50	0
			3	824.7	20407	21.23	21.50	0
				836.5	20525	21.33	21.50	0
				848.3	20643	21.27	21.50	0
		6RB		824.7	20407	20.36	20.50	0-1
				836.5	20525	20.34	20.50	0-1
				848.3	20643	20.24	20.50	0-1
	16-QAM	1 RB	0	824.7	20407	20.35	20.50	0-1
				836.5	20525	20.24	20.50	0-1
				848.3	20643	20.30	20.50	0-1
			2	824.7	20407	20.31	20.50	0-1
				836.5	20525	20.24	20.50	0-1
				848.3	20643	20.15	20.50	0-1
			5	824.7	20407	20.25	20.50	0-1
				836.5	20525	20.36	20.50	0-1
				848.3	20643	20.29	20.50	0-1
		3 RB	0	824.7	20407	20.13	20.50	0-1
				836.5	20525	20.23	20.50	0-1
				848.3	20643	20.26	20.50	0-1
			2	824.7	20407	20.17	20.50	0-1
				836.5	20525	20.16	20.50	0-1
				848.3	20643	20.26	20.50	0-1
			3	824.7	20407	20.15	20.50	0-1
				836.5	20525	20.25	20.50	0-1
				848.3	20643	20.26	20.50	0-1
		6RB		824.7	20407	19.26	19.50	0-2
				836.5	20525	19.23	19.50	0-2
				848.3	20643	19.39	19.50	0-2
	64-QAM	1 RB	0	824.7	20407	19.31	19.50	0-2
				836.5	20525	19.22	19.50	0-2
				848.3	20643	19.28	19.50	0-2
			2	824.7	20407	19.22	19.50	0-2
				836.5	20525	19.24	19.50	0-2
				848.3	20643	19.31	19.50	0-2
			5	824.7	20407	19.21	19.50	0-2
				836.5	20525	19.32	19.50	0-2
				848.3	20643	19.40	19.50	0-2
		3 RB	0	824.7	20407	19.38	19.50	0-2
				836.5	20525	19.31	19.50	0-2
				848.3	20643	19.38	19.50	0-2
			2	824.7	20407	19.28	19.50	0-2
				836.5	20525	19.14	19.50	0-2
				848.3	20643	19.32	19.50	0-2
			3	824.7	20407	19.23	19.50	0-2
				836.5	20525	19.33	19.50	0-2
				848.3	20643	19.31	19.50	0-2
		6RB		824.7	20407	18.18	18.50	0-3
				836.5	20525	18.35	18.50	0-3
				848.3	20643	18.29	18.50	0-3
	256-QAM	1 RB	0	824.7	20407	16.28	16.50	0-5
				836.5	20525	16.25	16.50	0-5
				848.3	20643	16.32	16.50	0-5
			2	824.7	20407	16.26	16.50	0-5
				836.5	20525	16.16	16.50	0-5
				848.3	20643	16.27	16.50	0-5
			5	824.7	20407	16.28	16.50	0-5
				836.5	20525	16.21	16.50	0-5
				848.3	20643	16.33	16.50	0-5
		3 RB	0	824.7	20407	16.25	16.50	0-5
				836.5	20525	16.24	16.50	0-5
				848.3	20643	16.25	16.50	0-5
			2	824.7	20407	16.27	16.50	0-5
				836.5	20525	16.37	16.50	0-5
				848.3	20643	16.14	16.50	0-5
			3	824.7	20407	16.36	16.50	0-5
				836.5	20525	16.21	16.50	0-5
				848.3	20643	16.28	16.50	0-5
		6RB		824.7	20407	16.35	16.50	0-5
				836.5	20525	16.28	16.50	0-5
				848.3	20643	16.39	16.50	0-5

Unless otherwise stated the results shown in this test report refer only to the sample(s) tested and such sample(s) are retained for 90 days only.
除非另有說明，此報告結果僅對測試之樣品負責，同時此樣品僅保留90天。本報告未經本公司書面許可，不可部份複製。
This document is issued by the Company subject to its General Conditions of Service printed overleaf, available on request or accessible at http://www.sgs.com.tw/Terms-and-Conditions and for electronic format documents, subject to Terms and Conditions for Electronic Documents at http://www.sgs.com.tw/Terms-and-Conditions. Attention is drawn to the limitation of liability, indemnification and jurisdiction issues defined therein. Any holder of this document is advised that information contained hereon reflects the Company's findings at the time of its intervention only and within the limits of Client's instructions, if any. The Company's sole responsibility is to its Client and this document does not exonerate parties to a transaction from exercising all their rights and obligations under the transaction documents. This document cannot be reproduced except in full, without prior written approval of the Company. Any unauthorized alteration, forgery or falsification of the content or appearance of this document is unlawful and offenders may be prosecuted to the fullest extent of the law.

Inter_with WLAN reduced power_UAT

FDD Band 5

BW(MHz)	Modulation	RB Size	RB Offset	Frequency (MHz)	Channel	Conducted power (dBm)	Target Power + Max. Tolerance (dBm)	MPR Allowed per 3GPP(dB)
10	QPSK	1 RB	0	829	20450	20.24	20.50	0
				836.5	20525	20.31	20.50	0
				844	20600	20.35	20.50	0
			25	829	20450	20.20	20.50	0
				836.5	20525	20.31	20.50	0
				844	20600	20.28	20.50	0
			49	829	20450	20.30	20.50	0
				836.5	20525	20.20	20.50	0
				844	20600	20.28	20.50	0
		25 RB	0	829	20450	19.23	19.50	0-1
				836.5	20525	19.32	19.50	0-1
				844	20600	19.29	19.50	0-1
			12	829	20450	19.19	19.50	0-1
				836.5	20525	19.32	19.50	0-1
				844	20600	19.24	19.50	0-1
			25	829	20450	19.30	19.50	0-1
				836.5	20525	19.24	19.50	0-1
				844	20600	19.33	19.50	0-1
		50RB		829	20450	19.23	19.50	0-1
				836.5	20525	19.36	19.50	0-1
				844	20600	19.29	19.50	0-1
	16-QAM	1 RB	0	829	20450	19.38	19.50	0-1
				836.5	20525	19.33	19.50	0-1
				844	20600	19.36	19.50	0-1
			25	829	20450	19.36	19.50	0-1
				836.5	20525	19.24	19.50	0-1
				844	20600	19.24	19.50	0-1
			49	829	20450	19.31	19.50	0-1
				836.5	20525	19.30	19.50	0-1
				844	20600	19.14	19.50	0-1
		25 RB	0	829	20450	18.22	18.50	0-2
				836.5	20525	18.30	18.50	0-2
				844	20600	18.29	18.50	0-2
			12	829	20450	18.20	18.50	0-2
				836.5	20525	18.24	18.50	0-2
				844	20600	18.28	18.50	0-2
			25	829	20450	18.25	18.50	0-2
				836.5	20525	18.27	18.50	0-2
				844	20600	18.21	18.50	0-2
		50RB		829	20450	18.23	18.50	0-2
				836.5	20525	18.18	18.50	0-2
				844	20600	18.25	18.50	0-2
	64-QAM	1 RB	0	829	20450	18.26	18.50	0-2
				836.5	20525	18.23	18.50	0-2
				844	20600	18.23	18.50	0-2
			25	829	20450	18.24	18.50	0-2
				836.5	20525	18.31	18.50	0-2
				844	20600	18.20	18.50	0-2
			49	829	20450	18.40	18.50	0-2
				836.5	20525	18.23	18.50	0-2
				844	20600	18.28	18.50	0-2
		25 RB	0	829	20450	17.31	17.50	0-3
				836.5	20525	17.34	17.50	0-3
				844	20600	17.21	17.50	0-3
			12	829	20450	17.25	17.50	0-3
				836.5	20525	17.32	17.50	0-3
				844	20600	17.27	17.50	0-3
			25	829	20450	17.36	17.50	0-3
				836.5	20525	17.16	17.50	0-3
				844	20600	17.31	17.50	0-3
		50RB		829	20450	17.29	17.50	0-3
				836.5	20525	17.16	17.50	0-3
				844	20600	17.32	17.50	0-3
	256-QAM	1 RB	0	829	20450	15.23	15.50	0-5
				836.5	20525	15.20	15.50	0-5
				844	20600	15.26	15.50	0-5
			25	829	20450	15.20	15.50	0-5
				836.5	20525	15.24	15.50	0-5
				844	20600	15.22	15.50	0-5
			49	829	20450	15.24	15.50	0-5
				836.5	20525	15.32	15.50	0-5
				844	20600	15.20	15.50	0-5
		25 RB	0	829	20450	15.28	15.50	0-5
				836.5	20525	15.32	15.50	0-5
				844	20600	15.40	15.50	0-5
			12	829	20450	15.27	15.50	0-5
				836.5	20525	15.35	15.50	0-5
				844	20600	15.35	15.50	0-5
			25	829	20450	15.22	15.50	0-5
				836.5	20525	15.33	15.50	0-5
				844	20600	15.23	15.50	0-5
		50RB		829	20450	15.31	15.50	0-5
				836.5	20525	15.21	15.50	0-5
				844	20600	15.21	15.50	0-5

FDD Band 5

BW(MHz)	Modulation	RB Size	RB Offset	Frequency (MHz)	Channel	Conducted power (dBm)	Target Power + Max. Tolerance (dBm)	MPR Allowed per 3GPP(dB)
5	QPSK	1 RB	0	826.5	20415	20.21	20.50	0
				836.5	20525	20.27	20.50	0
				846.5	20635	20.25	20.50	0
			12	826.5	20415	20.25	20.50	0
				836.5	20525	20.26	20.50	0
				846.5	20635	20.40	20.50	0
			24	826.5	20415	20.14	20.50	0
				836.5	20525	20.29	20.50	0
				846.5	20635	20.12	20.50	0
		12 RB	0	826.5	20415	19.29	19.50	0-1
				836.5	20525	19.23	19.50	0-1
				846.5	20635	19.38	19.50	0-1
			6	826.5	20415	19.30	19.50	0-1
				836.5	20525	19.35	19.50	0-1
				846.5	20635	19.30	19.50	0-1
			13	826.5	20415	19.32	19.50	0-1
				836.5	20525	19.14	19.50	0-1
				846.5	20635	19.35	19.50	0-1
		25RB		826.5	20415	19.32	19.50	0-1
				836.5	20525	19.24	19.50	0-1
				846.5	20635	19.36	19.50	0-1
	16-QAM	1 RB	0	826.5	20415	19.25	19.50	0-1
				836.5	20525	19.18	19.50	0-1
				846.5	20635	19.31	19.50	0-1
			12	826.5	20415	19.14	19.50	0-1
				836.5	20525	19.19	19.50	0-1
				846.5	20635	19.25	19.50	0-1
			24	826.5	20415	19.22	19.50	0-1
				836.5	20525	19.27	19.50	0-1
				846.5	20635	19.16	19.50	0-1
		12 RB	0	826.5	20415	18.22	18.50	0-2
				836.5	20525	18.32	18.50	0-2
				846.5	20635	18.30	18.50	0-2
			6	826.5	20415	18.28	18.50	0-2
				836.5	20525	18.21	18.50	0-2
				846.5	20635	18.16	18.50	0-2
			13	826.5	20415	18.21	18.50	0-2
				836.5	20525	18.23	18.50	0-2
				846.5	20635	18.37	18.50	0-2
		25RB		826.5	20415	18.25	18.50	0-2
				836.5	20525	18.29	18.50	0-2
				846.5	20635	18.27	18.50	0-2
	64-QAM	1 RB	0	826.5	20415	18.28	18.50	0-2
				836.5	20525	18.17	18.50	0-2
				846.5	20635	18.16	18.50	0-2
			12	826.5	20415	18.23	18.50	0-2
				836.5	20525	18.20	18.50	0-2
				846.5	20635	18.13	18.50	0-2
			24	826.5	20415	18.34	18.50	0-2
				836.5	20525	18.32	18.50	0-2
				846.5	20635	18.27	18.50	0-2
		12 RB	0	826.5	20415	17.21	17.50	0-3
				836.5	20525	17.18	17.50	0-3
				846.5	20635	17.31	17.50	0-3
			6	826.5	20415	17.32	17.50	0-3
				836.5	20525	17.20	17.50	0-3
				846.5	20635	17.19	17.50	0-3
			13	826.5	20415	17.29	17.50	0-3
				836.5	20525	17.26	17.50	0-3
				846.5	20635	17.32	17.50	0-3
		25RB		826.5	20415	17.36	17.50	0-3
				836.5	20525	17.22	17.50	0-3
				846.5	20635	17.32	17.50	0-3
	256-QAM	1 RB	0	826.5	20415	15.31	15.50	0-5
				836.5	20525	15.29	15.50	0-5
				846.5	20635	15.22	15.50	0-5
			12	826.5	20415	15.36	15.50	0-5
				836.5	20525	15.19	15.50	0-5
				846.5	20635	15.36	15.50	0-5
			24	826.5	20415	15.27	15.50	0-5
				836.5	20525	15.28	15.50	0-5
				846.5	20635	15.29	15.50	0-5
		12 RB	0	826.5	20415	15.26	15.50	0-5
				836.5	20525	15.20	15.50	0-5
				846.5	20635	15.26	15.50	0-5
			6	826.5	20415	15.13	15.50	0-5
				836.5	20525	15.15	15.50	0-5
				846.5	20635	15.34	15.50	0-5
			13	826.5	20415	15.29	15.50	0-5
				836.5	20525	15.37	15.50	0-5
				846.5	20635	15.14	15.50	0-5
		25RB		826.5	20415	15.33	15.50	0-5
				836.5	20525	15.24	15.50	0-5
				846.5	20635	15.23	15.50	0-5

FDD Band 5

BW(MHz)	Modulation	RB Size	RB Offset	Frequency (MHz)	Channel	Conducted power (dBm)	Target Power + Max. Tolerance (dBm)	MPR Allowed per 3GPP(dB)
3	QPSK	1 RB	0	825.5	20415	20.20	20.50	0
				836.5	20525	20.31	20.50	0
				847.5	20635	20.30	20.50	0
			7	825.5	20415	20.17	20.50	0
				836.5	20525	20.27	20.50	0
				847.5	20635	20.23	20.50	0
			14	825.5	20415	20.24	20.50	0
				836.5	20525	20.25	20.50	0
				847.5	20635	20.20	20.50	0
		8 RB	0	825.5	20415	19.37	19.50	0-1
				836.5	20525	19.22	19.50	0-1
				847.5	20635	19.20	19.50	0-1
			4	825.5	20415	19.35	19.50	0-1
				836.5	20525	19.24	19.50	0-1
				847.5	20635	19.13	19.50	0-1
			7	825.5	20415	19.27	19.50	0-1
				836.5	20525	19.29	19.50	0-1
				847.5	20635	19.30	19.50	0-1
		15RB		825.5	20415	19.22	19.50	0-1
				836.5	20525	19.37	19.50	0-1
				847.5	20635	19.25	19.50	0-1
	16-QAM	1 RB	0	825.5	20415	19.24	19.50	0-1
				836.5	20525	19.31	19.50	0-1
				847.5	20635	19.20	19.50	0-1
			7	825.5	20415	19.30	19.50	0-1
				836.5	20525	19.18	19.50	0-1
				847.5	20635	19.20	19.50	0-1
			14	825.5	20415	19.30	19.50	0-1
				836.5	20525	19.24	19.50	0-1
				847.5	20635	19.27	19.50	0-1
		8 RB	0	825.5	20415	18.36	18.50	0-2
				836.5	20525	18.29	18.50	0-2
				847.5	20635	18.36	18.50	0-2
			4	825.5	20415	18.27	18.50	0-2
				836.5	20525	18.24	18.50	0-2
				847.5	20635	18.21	18.50	0-2
			7	825.5	20415	18.21	18.50	0-2
				836.5	20525	18.19	18.50	0-2
				847.5	20635	18.28	18.50	0-2
		15RB		825.5	20415	18.29	18.50	0-2
				836.5	20525	18.23	18.50	0-2
				847.5	20635	18.23	18.50	0-2
	64-QAM	1 RB	0	825.5	20415	18.28	18.50	0-2
				836.5	20525	18.32	18.50	0-2
				847.5	20635	18.22	18.50	0-2
			7	825.5	20415	18.15	18.50	0-2
				836.5	20525	18.26	18.50	0-2
				847.5	20635	18.25	18.50	0-2
			14	825.5	20415	18.36	18.50	0-2
				836.5	20525	18.31	18.50	0-2
				847.5	20635	18.28	18.50	0-2
		8 RB	0	825.5	20415	17.28	17.50	0-3
				836.5	20525	17.30	17.50	0-3
				847.5	20635	17.26	17.50	0-3
			4	825.5	20415	17.29	17.50	0-3
				836.5	20525	17.21	17.50	0-3
				847.5	20635	17.34	17.50	0-3
			7	825.5	20415	17.30	17.50	0-3
				836.5	20525	17.33	17.50	0-3
				847.5	20635	17.34	17.50	0-3
		15RB		825.5	20415	17.21	17.50	0-3
				836.5	20525	17.19	17.50	0-3
				847.5	20635	17.34	17.50	0-3
	256-QAM	1 RB	0	825.5	20415	15.19	15.50	0-5
				836.5	20525	15.29	15.50	0-5
				847.5	20635	15.25	15.50	0-5
			7	825.5	20415	15.35	15.50	0-5
				836.5	20525	15.23	15.50	0-5
				847.5	20635	15.28	15.50	0-5
			14	825.5	20415	15.28	15.50	0-5
				836.5	20525	15.32	15.50	0-5
				847.5	20635	15.13	15.50	0-5
		8 RB	0	825.5	20415	15.27	15.50	0-5
				836.5	20525	15.20	15.50	0-5
				847.5	20635	15.16	15.50	0-5
			4	825.5	20415	15.27	15.50	0-5
				836.5	20525	15.26	15.50	0-5
				847.5	20635	15.28	15.50	0-5
			7	825.5	20415	15.24	15.50	0-5
				836.5	20525	15.28	15.50	0-5
				847.5	20635	15.24	15.50	0-5
		15RB		825.5	20415	15.28	15.50	0-5
				836.5	20525	15.26	15.50	0-5
				847.5	20635	15.34	15.50	0-5

FDD Band 5

BW(MHz)	Modulation	RB Size	RB Offset	Frequency (MHz)	Channel	Conducted power (dBm)	Target Power + Max. Tolerance (dBm)	MPR Allowed per 3GPP(dB)
1.4	QPSK	1 RB	0	824.7	20407	20.20	20.50	0
				836.5	20525	20.40	20.50	0
				848.3	20643	20.35	20.50	0
			2	824.7	20407	20.33	20.50	0
				836.5	20525	20.25	20.50	0
				848.3	20643	20.31	20.50	0
			5	824.7	20407	20.25	20.50	0
				836.5	20525	20.27	20.50	0
				848.3	20643	20.21	20.50	0
		3 RB	0	824.7	20407	20.39	20.50	0
				836.5	20525	20.30	20.50	0
				848.3	20643	20.28	20.50	0
			2	824.7	20407	20.30	20.50	0
				836.5	20525	20.33	20.50	0
				848.3	20643	20.31	20.50	0
			3	824.7	20407	20.18	20.50	0
				836.5	20525	20.37	20.50	0
				848.3	20643	20.31	20.50	0
		6RB		824.7	20407	19.31	19.50	0-1
				836.5	20525	19.38	19.50	0-1
				848.3	20643	19.26	19.50	0-1
	16-QAM	1 RB	0	824.7	20407	19.22	19.50	0-1
				836.5	20525	19.32	19.50	0-1
				848.3	20643	19.26	19.50	0-1
			2	824.7	20407	19.20	19.50	0-1
				836.5	20525	19.28	19.50	0-1
				848.3	20643	19.19	19.50	0-1
			5	824.7	20407	19.30	19.50	0-1
				836.5	20525	19.26	19.50	0-1
				848.3	20643	19.22	19.50	0-1
		3 RB	0	824.7	20407	19.25	19.50	0-1
				836.5	20525	19.20	19.50	0-1
				848.3	20643	19.25	19.50	0-1
			2	824.7	20407	19.22	19.50	0-1
				836.5	20525	19.28	19.50	0-1
				848.3	20643	19.29	19.50	0-1
			3	824.7	20407	19.19	19.50	0-1
				836.5	20525	19.32	19.50	0-1
				848.3	20643	19.34	19.50	0-1
		6RB		824.7	20407	18.36	18.50	0-2
				836.5	20525	18.31	18.50	0-2
				848.3	20643	18.27	18.50	0-2
	64-QAM	1 RB	0	824.7	20407	18.38	18.50	0-2
				836.5	20525	18.18	18.50	0-2
				848.3	20643	18.34	18.50	0-2
			2	824.7	20407	18.15	18.50	0-2
				836.5	20525	18.16	18.50	0-2
				848.3	20643	18.26	18.50	0-2
			5	824.7	20407	18.34	18.50	0-2
				836.5	20525	18.22	18.50	0-2
				848.3	20643	18.29	18.50	0-2
		3 RB	0	824.7	20407	18.29	18.50	0-2
				836.5	20525	18.17	18.50	0-2
				848.3	20643	18.32	18.50	0-2
			2	824.7	20407	18.17	18.50	0-2
				836.5	20525	18.20	18.50	0-2
				848.3	20643	18.16	18.50	0-2
			3	824.7	20407	18.14	18.50	0-2
				836.5	20525	18.35	18.50	0-2
				848.3	20643	18.29	18.50	0-2
		6RB		824.7	20407	17.18	17.50	0-3
				836.5	20525	17.30	17.50	0-3
				848.3	20643	17.16	17.50	0-3
	256-QAM	1 RB	0	824.7	20407	15.23	15.50	0-5
				836.5	20525	15.19	15.50	0-5
				848.3	20643	15.25	15.50	0-5
			2	824.7	20407	15.31	15.50	0-5
				836.5	20525	15.23	15.50	0-5
				848.3	20643	15.24	15.50	0-5
			5	824.7	20407	15.32	15.50	0-5
				836.5	20525	15.35	15.50	0-5
				848.3	20643	15.17	15.50	0-5
		3 RB	0	824.7	20407	15.27	15.50	0-5
				836.5	20525	15.36	15.50	0-5
				848.3	20643	15.32	15.50	0-5
			2	824.7	20407	15.27	15.50	0-5
				836.5	20525	15.35	15.50	0-5
				848.3	20643	15.36	15.50	0-5
			3	824.7	20407	15.20	15.50	0-5
				836.5	20525	15.15	15.50	0-5
				848.3	20643	15.16	15.50	0-5
		6RB		824.7	20407	15.12	15.50	0-5
				836.5	20525	15.34	15.50	0-5
				848.3	20643	15.26	15.50	0-5

Unless otherwise stated the results shown in this test report refer only to the sample(s) tested and such sample(s) are retained for 90 days only.
除非另有說明，此報告結果僅對測試之樣品負責，同時此樣品僅保留90天。本報告未經本公司書面許可，不可部份複製。
This document is issued by the Company subject to its General Conditions of Service printed overleaf, available on request or accessible at http://www.sgs.com.tw/Terms-and-Conditions and for electronic format documents, subject to Terms and Conditions for Electronic Documents at http://www.sgs.com.tw/Terms-and-Conditions. Attention is drawn to the limitation of liability, indemnification and jurisdiction issues defined therein. Any holder of this document is advised that information contained hereon reflects the Company's findings at the time of its intervention only and within the limits of Client's instructions, if any. The Company's sole responsibility is to its Client and this document does not exonerate parties to a transaction from exercising all their rights and obligations under the transaction documents. This document cannot be reproduced except in full, without prior written approval of the Company. Any unauthorized alteration, forgery or falsification of the content or appearance of this document is unlawful and offenders may be prosecuted to the fullest extent of the law.

Head LAT ENDC with WLAN Calling

FDD Band 5								
BW(MHz)	Modulation	RB Size	RB Offset	Frequency (MHz)	Channel	Conducted power (dBm)	Target Power + Max. Tolerance (dBm)	MPR Allowed per 3GPP(dB)
10	QPSK	1 RB	0	829	20450	23.03	24.50	0
				836.5	20525	23.09	24.50	0
				844	20600	22.98	24.50	0
			25	829	20450	22.95	24.50	0
				836.5	20525	22.91	24.50	0
				844	20600	22.79	24.50	0
			49	829	20450	22.87	24.50	0
				836.5	20525	23.07	24.50	0
				844	20600	22.54	24.50	0
		25 RB	0	829	20450	22.15	23.50	0-1
				836.5	20525	22.18	23.50	0-1
				844	20600	22.16	23.50	0-1
			12	829	20450	22.11	23.50	0-1
				836.5	20525	22.07	23.50	0-1
				844	20600	22.00	23.50	0-1
			25	829	20450	22.14	23.50	0-1
				836.5	20525	22.15	23.50	0-1
				844	20600	22.13	23.50	0-1
		50RB		829	20450	22.22	23.50	0-1
				836.5	20525	22.17	23.50	0-1
				844	20600	22.05	23.50	0-1
	16-QAM	1 RB	0	829	20450	22.36	23.50	0-1
				836.5	20525	22.75	23.50	0-1
				844	20600	22.33	23.50	0-1
			25	829	20450	22.29	23.50	0-1
				836.5	20525	22.19	23.50	0-1
				844	20600	22.47	23.50	0-1
			49	829	20450	21.92	23.50	0-1
				836.5	20525	22.26	23.50	0-1
				844	20600	22.28	23.50	0-1
		25 RB	0	829	20450	21.17	22.50	0-2
				836.5	20525	21.04	22.50	0-2
				844	20600	20.98	22.50	0-2
			12	829	20450	21.15	22.50	0-2
				836.5	20525	21.08	22.50	0-2
				844	20600	21.09	22.50	0-2
			25	829	20450	21.13	22.50	0-2
				836.5	20525	21.00	22.50	0-2
				844	20600	21.13	22.50	0-2
		50RB		829	20450	21.21	22.50	0-2
				836.5	20525	21.08	22.50	0-2
				844	20600	21.03	22.50	0-2
	64-QAM	1 RB	0	829	20450	21.00	22.50	0-2
				836.5	20525	20.99	22.50	0-2
				844	20600	20.94	22.50	0-2
			25	829	20450	20.87	22.50	0-2
				836.5	20525	20.89	22.50	0-2
				844	20600	20.88	22.50	0-2
			49	829	20450	20.89	22.50	0-2
				836.5	20525	20.91	22.50	0-2
				844	20600	20.90	22.50	0-2
		25 RB	0	829	20450	19.88	21.50	0-3
				836.5	20525	19.81	21.50	0-3
				844	20600	19.87	21.50	0-3
			12	829	20450	19.92	21.50	0-3
				836.5	20525	19.89	21.50	0-3
				844	20600	19.93	21.50	0-3
			25	829	20450	19.85	21.50	0-3
				836.5	20525	19.90	21.50	0-3
				844	20600	19.83	21.50	0-3
		50RB		829	20450	19.99	21.50	0-3
				836.5	20525	19.89	21.50	0-3
				844	20600	19.89	21.50	0-3
	256-QAM	1 RB	0	829	20450	17.86	19.50	0-5
				836.5	20525	17.84	19.50	0-5
				844	20600	17.81	19.50	0-5
			25	829	20450	17.97	19.50	0-5
				836.5	20525	17.98	19.50	0-5
				844	20600	17.92	19.50	0-5
			49	829	20450	17.97	19.50	0-5
				836.5	20525	17.96	19.50	0-5
				844	20600	17.95	19.50	0-5
		25 RB	0	829	20450	17.93	19.50	0-5
				836.5	20525	17.90	19.50	0-5
				844	20600	17.94	19.50	0-5
			12	829	20450	17.94	19.50	0-5
				836.5	20525	17.90	19.50	0-5
				844	20600	17.93	19.50	0-5
			25	829	20450	17.91	19.50	0-5
				836.5	20525	17.96	19.50	0-5
				844	20600	17.99	19.50	0-5
		50RB		829	20450	17.85	19.50	0-5
				836.5	20525	17.90	19.50	0-5
				844	20600	17.87	19.50	0-5

FDD Band 5								
BW(MHz)	Modulation	RB Size	RB Offset	Frequency (MHz)	Channel	Conducted power (dBm)	Target Power + Max. Tolerance (dBm)	MPR Allowed per 3GPP(dB)
5	QPSK	1 RB	0	826.5	20425	22.89	24.50	0
				836.5	20525	23.01	24.50	0
				846.5	20625	22.82	24.50	0
			12	826.5	20425	22.81	24.50	0
				836.5	20525	22.72	24.50	0
				846.5	20625	22.63	24.50	0
			24	826.5	20425	22.76	24.50	0
				836.5	20525	22.98	24.50	0
				846.5	20625	22.68	24.50	0
		12 RB	0	826.5	20425	22.12	23.50	0-1
				836.5	20525	22.05	23.50	0-1
			6	846.5	20625	22.06	23.50	0-1
				826.5	20425	21.92	23.50	0-1
				836.5	20525	22.05	23.50	0-1
				846.5	20625	21.85	23.50	0-1
			13	826.5	20425	22.12	23.50	0-1
				836.5	20525	22.01	23.50	0-1
				846.5	20625	22.13	23.50	0-1
		25RB		826.5	20425	22.05	23.50	0-1
				836.5	20525	22.05	23.50	0-1
				846.5	20625	22.02	23.50	0-1
	16-QAM	1 RB	0	826.5	20425	22.28	23.50	0-1
				836.5	20525	22.58	23.50	0-1
				846.5	20625	22.25	23.50	0-1
			12	826.5	20425	22.13	23.50	0-1
				836.5	20525	22.08	23.50	0-1
				846.5	20625	22.45	23.50	0-1
			24	826.5	20425	21.89	23.50	0-1
				836.5	20525	22.35	23.50	0-1
				846.5	20625	22.11	23.50	0-1
		12 RB	0	826.5	20425	21.15	22.50	0-2
				836.5	20525	20.89	22.50	0-2
				846.5	20625	20.92	22.50	0-2
			6	826.5	20425	21.08	22.50	0-2
				836.5	20525	20.92	22.50	0-2
				846.5	20625	20.98	22.50	0-2
			13	826.5	20425	21.01	22.50	0-2
				836.5	20525	20.86	22.50	0-2
				846.5	20625	21.01	22.50	0-2
		25RB		826.5	20425	21.02	22.50	0-2
				836.5	20525	21.05	22.50	0-2
				846.5	20625	20.93	22.50	0-2
	64-QAM	1 RB	0	826.5	20425	20.91	22.50	0-2
				836.5	20525	20.98	22.50	0-2
				846.5	20625	20.82	22.50	0-2
			12	826.5	20425	20.98	22.50	0-2
				836.5	20525	20.96	22.50	0-2
				846.5	20625	20.94	22.50	0-2
			24	826.5	20425	20.83	22.50	0-2
				836.5	20525	20.91	22.50	0-2
				846.5	20625	20.89	22.50	0-2
		12 RB	0	826.5	20425	19.87	21.50	0-3
				836.5	20525	19.94	21.50	0-3
				846.5	20625	19.84	21.50	0-3
			6	826.5	20425	19.97	21.50	0-3
				836.5	20525	19.95	21.50	0-3
				846.5	20625	19.84	21.50	0-3
			13	826.5	20425	20.00	21.50	0-3
				836.5	20525	19.82	21.50	0-3
				846.5	20625	19.93	21.50	0-3
		25RB		826.5	20425	19.81	21.50	0-3
				836.5	20525	19.87	21.50	0-3
				846.5	20625	19.84	21.50	0-3
	256-QAM	1 RB	0	826.5	20425	17.86	19.50	0-5
				836.5	20525	17.98	19.50	0-5
				846.5	20625	17.98	19.50	0-5
			12	826.5	20425	17.84	19.50	0-5
				836.5	20525	17.93	19.50	0-5
				846.5	20625	17.99	19.50	0-5
			24	826.5	20425	17.81	19.50	0-5
				836.5	20525	17.85	19.50	0-5
				846.5	20625	17.90	19.50	0-5
		12 RB	0	826.5	20425	17.85	19.50	0-5
				836.5	20525	17.89	19.50	0-5
				846.5	20625	17.85	19.50	0-5
			6	826.5	20425	17.89	19.50	0-5
				836.5	20525	17.93	19.50	0-5
				846.5	20625	17.90	19.50	0-5
			13	826.5	20425	17.89	19.50	0-5
				836.5	20525	17.92	19.50	0-5
				846.5	20625	18.00	19.50	0-5
		25RB		826.5	20425	17.84	19.50	0-5
				836.5	20525	17.89	19.50	0-5
				846.5	20625	17.97	19.50	0-5

FDD Band 5								
BW(MHz)	Modulation	RB Size	RB Offset	Frequency (MHz)	Channel	Conducted power (dBm)	Target Power + Max. Tolerance (dBm)	MPR Allowed per 3GPP(dB)
3	QPSK	1 RB	0	825.5	20415	22.70	24.50	0
				836.5	20525	22.84	24.50	0
				847.5	20635	22.75	24.50	0
			7	825.5	20415	22.76	24.50	0
				836.5	20525	22.65	24.50	0
				847.5	20635	22.50	24.50	0
			14	825.5	20415	22.71	24.50	0
				836.5	20525	22.87	24.50	0
				847.5	20635	22.58	24.50	0
		8 RB	0	825.5	20415	22.02	23.50	0-1
				836.5	20525	21.99	23.50	0-1
				847.5	20635	22.01	23.50	0-1
			4	825.5	20415	21.90	23.50	0-1
				836.5	20525	22.04	23.50	0-1
				847.5	20635	21.75	23.50	0-1
			7	825.5	20415	22.07	23.50	0-1
				836.5	20525	21.99	23.50	0-1
				847.5	20635	22.09	23.50	0-1
		15RB		825.5	20415	21.88	23.50	0-1
				836.5	20525	21.86	23.50	0-1
				847.5	20635	22.02	23.50	0-1
	16-QAM	1 RB	0	825.5	20415	22.28	23.50	0-1
				836.5	20525	22.54	23.50	0-1
				847.5	20635	22.12	23.50	0-1
			7	825.5	20415	22.02	23.50	0-1
				836.5	20525	21.90	23.50	0-1
				847.5	20635	22.35	23.50	0-1
			14	825.5	20415	21.72	23.50	0-1
				836.5	20525	22.23	23.50	0-1
				847.5	20635	21.96	23.50	0-1
		8 RB	0	825.5	20415	21.04	22.50	0-2
				836.5	20525	20.76	22.50	0-2
				847.5	20635	20.79	22.50	0-2
			4	825.5	20415	21.02	22.50	0-2
				836.5	20525	20.79	22.50	0-2
				847.5	20635	20.82	22.50	0-2
			7	825.5	20415	20.90	22.50	0-2
				836.5	20525	20.73	22.50	0-2
				847.5	20635	20.96	22.50	0-2
		15RB		825.5	20415	20.89	22.50	0-2
				836.5	20525	20.89	22.50	0-2
				847.5	20635	20.91	22.50	0-2
	64-QAM	1 RB	0	825.5	20415	20.85	22.50	0-2
				836.5	20525	20.98	22.50	0-2
				847.5	20635	20.95	22.50	0-2
			7	825.5	20415	20.83	22.50	0-2
				836.5	20525	20.86	22.50	0-2
				847.5	20635	20.96	22.50	0-2
			14	825.5	20415	20.97	22.50	0-2
				836.5	20525	20.85	22.50	0-2
				847.5	20635	20.95	22.50	0-2
		8 RB	0	825.5	20415	19.83	21.50	0-3
				836.5	20525	19.96	21.50	0-3
				847.5	20635	19.81	21.50	0-3
			4	825.5	20415	19.96	21.50	0-3
				836.5	20525	19.91	21.50	0-3
				847.5	20635	19.82	21.50	0-3
			7	825.5	20415	19.88	21.50	0-3
				836.5	20525	19.87	21.50	0-3
				847.5	20635	19.90	21.50	0-3
		15RB		825.5	20415	19.83	21.50	0-3
				836.5	20525	19.88	21.50	0-3
				847.5	20635	19.96	21.50	0-3
	256-QAM	1 RB	0	825.5	20415	17.93	19.50	0-5
				836.5	20525	17.88	19.50	0-5
				847.5	20635	17.93	19.50	0-5
			7	825.5	20415	17.99	19.50	0-5
				836.5	20525	17.87	19.50	0-5
				847.5	20635	18.00	19.50	0-5
			14	825.5	20415	17.81	19.50	0-5
				836.5	20525	17.83	19.50	0-5
				847.5	20635	17.89	19.50	0-5
		8 RB	0	825.5	20415	17.83	19.50	0-5
				836.5	20525	17.92	19.50	0-5
				847.5	20635	17.85	19.50	0-5
			4	825.5	20415	17.84	19.50	0-5
				836.5	20525	17.82	19.50	0-5
				847.5	20635	17.94	19.50	0-5
			7	825.5	20415	17.89	19.50	0-5
				836.5	20525	17.91	19.50	0-5
				847.5	20635	17.82	19.50	0-5
		15RB		825.5	20415	17.96	19.50	0-5
				836.5	20525	17.83	19.50	0-5
				847.5	20635	17.97	19.50	0-5

FDD Band 5								
BW(MHz)	Modulation	RB Size	RB Offset	Frequency (MHz)	Channel	Conducted power (dBm)	Target Power + Max. Tolerance (dBm)	MPR Allowed per 3GPP(dB)
1.4	QPSK	1 RB	0	824.7	20407	23.01	24.50	0
				836.5	20525	22.87	24.50	0
				848.3	20643	22.68	24.50	0
			2	824.7	20407	23.03	24.50	0
				836.5	20525	23.01	24.50	0
				848.3	20643	22.58	24.50	0
			5	824.7	20407	23.03	24.50	0
				836.5	20525	22.92	24.50	0
				848.3	20643	22.87	24.50	0
		3 RB	0	824.7	20407	23.02	24.50	0
				836.5	20525	22.91	24.50	0
				848.3	20643	22.60	24.50	0
			2	824.7	20407	23.07	24.50	0
				836.5	20525	23.03	24.50	0
				848.3	20643	22.58	24.50	0
			3	824.7	20407	22.93	24.50	0
				836.5	20525	22.87	24.50	0
				848.3	20643	22.81	24.50	0
		6RB		824.7	20407	22.11	23.50	0-1
				836.5	20525	21.97	23.50	0-1
				848.3	20643	21.70	23.50	0-1
	16-QAM	1 RB	0	824.7	20407	22.30	23.50	0-1
				836.5	20525	21.88	23.50	0-1
				848.3	20643	22.23	23.50	0-1
			2	824.7	20407	22.41	23.50	0-1
				836.5	20525	22.30	23.50	0-1
				848.3	20643	22.07	23.50	0-1
			5	824.7	20407	22.24	23.50	0-1
				836.5	20525	21.94	23.50	0-1
				848.3	20643	21.91	23.50	0-1
		3 RB	0	824.7	20407	22.04	23.50	0-1
				836.5	20525	22.05	23.50	0-1
				848.3	20643	21.75	23.50	0-1
			2	824.7	20407	22.25	23.50	0-1
				836.5	20525	22.15	23.50	0-1
				848.3	20643	21.88	23.50	0-1
			3	824.7	20407	22.15	23.50	0-1
				836.5	20525	21.91	23.50	0-1
				848.3	20643	21.85	23.50	0-1
		6RB		824.7	20407	21.12	22.50	0-2
				836.5	20525	21.04	22.50	0-2
				848.3	20643	20.69	22.50	0-2
	64-QAM	1 RB	0	824.7	20407	20.95	22.50	0-2
				836.5	20525	20.94	22.50	0-2
				848.3	20643	20.94	22.50	0-2
			2	824.7	20407	20.92	22.50	0-2
				836.5	20525	20.90	22.50	0-2
				848.3	20643	20.91	22.50	0-2
			5	824.7	20407	20.89	22.50	0-2
				836.5	20525	20.95	22.50	0-2
				848.3	20643	20.96	22.50	0-2
		3 RB	0	824.7	20407	20.87	22.50	0-2
				836.5	20525	20.92	22.50	0-2
				848.3	20643	20.88	22.50	0-2
			2	824.7	20407	20.74	22.50	0-2
				836.5	20525	20.75	22.50	0-2
				848.3	20643	20.90	22.50	0-2
			3	824.7	20407	20.85	22.50	0-2
				836.5	20525	20.85	22.50	0-2
				848.3	20643	20.88	22.50	0-2
		6RB		824.7	20407	19.81	21.50	0-3
				836.5	20525	19.86	21.50	0-3
				848.3	20643	20.00	21.50	0-3
	256-QAM	1 RB	0	824.7	20407	17.86	19.50	0-5
				836.5	20525	17.92	19.50	0-5
				848.3	20643	17.82	19.50	0-5
			2	824.7	20407	17.82	19.50	0-5
				836.5	20525	17.83	19.50	0-5
				848.3	20643	17.82	19.50	0-5
			5	824.7	20407	17.81	19.50	0-5
				836.5	20525	17.81	19.50	0-5
				848.3	20643	17.98	19.50	0-5
		3 RB	0	824.7	20407	17.82	19.50	0-5
				836.5	20525	17.84	19.50	0-5
				848.3	20643	17.87	19.50	0-5
			2	824.7	20407	17.83	19.50	0-5
				836.5	20525	17.83	19.50	0-5
				848.3	20643	17.89	19.50	0-5
			3	824.7	20407	17.91	19.50	0-5
				836.5	20525	17.88	19.50	0-5
				848.3	20643	17.81	19.50	0-5
		6RB		824.7	20407	17.83	19.50	0-5
				836.5	20525	17.98	19.50	0-5
				848.3	20643	18.00	19.50	0-5

Unless otherwise stated the results shown in this test report refer only to the sample(s) tested and such sample(s) are retained for 90 days only.
除非另有說明，此報告結果僅對測試之樣品負責，同時此樣品僅保留90天。本報告未經本公司書面許可，不可部份複製。
This document is issued by the Company subject to its General Conditions of Service printed overleaf, available on request or accessible at http://www.sgs.com.tw/Terms-and-Conditions and for electronic format documents, subject to Terms and Conditions for Electronic Documents at http://www.sgs.com.tw/Terms-and-Conditions. Attention is drawn to the limitation of liability, indemnification and jurisdiction issues defined therein. Any holder of this document is advised that information contained hereon reflects the Company's findings at the time of its intervention only and within the limits of Client's instructions, if any. The Company's sole responsibility is to its Client and this document does not exonerate parties to a transaction from exercising all their rights and obligations under the transaction documents. This document cannot be reproduced except in full, without prior written approval of the Company. Any unauthorized alteration, forgery or falsification of the content or appearance of this document is unlawful and offenders may be prosecuted to the fullest extent of the law.

Hotspot_UAT_ENDC with WLAN Calling

FDD Band 5

BW(MHz)	Modulation	RB Size	RB Offset	Frequency (MHz)	Channel	Conducted power (dBm)	Target Power + Max. Tolerance (dBm)	MPR Allowed per 3GPP(dB)
10	QPSK	1 RB	0	829	20450	23.43	23.50	0
				836.5	20525	23.35	23.50	0
				844	20600	23.38	23.50	0
			25	829	20450	23.32	23.50	0
				836.5	20525	23.29	23.50	0
				844	20600	23.33	23.50	0
			49	829	20450	23.31	23.50	0
				836.5	20525	23.30	23.50	0
				844	20600	23.27	23.50	0
		25 RB	0	829	20450	22.42	22.50	0-1
				836.5	20525	22.33	22.50	0-1
				844	20600	22.40	22.50	0-1
			12	829	20450	22.46	22.50	0-1
				836.5	20525	22.44	22.50	0-1
				844	20600	22.43	22.50	0-1
			25	829	20450	22.28	22.50	0-1
				836.5	20525	22.43	22.50	0-1
				844	20600	22.34	22.50	0-1
		50RB		829	20450	22.45	22.50	0-1
				836.5	20525	22.36	22.50	0-1
				844	20600	22.31	22.50	0-1
	16-QAM	1 RB	0	829	20450	22.36	22.50	0-1
				836.5	20525	22.34	22.50	0-1
				844	20600	22.31	22.50	0-1
			25	829	20450	22.28	22.50	0-1
				836.5	20525	22.35	22.50	0-1
				844	20600	22.32	22.50	0-1
			49	829	20450	22.31	22.50	0-1
				836.5	20525	22.26	22.50	0-1
				844	20600	22.21	22.50	0-1
		25 RB	0	829	20450	21.28	21.50	0-2
				836.5	20525	21.29	21.50	0-2
				844	20600	21.23	21.50	0-2
			12	829	20450	21.35	21.50	0-2
				836.5	20525	21.26	21.50	0-2
				844	20600	21.27	21.50	0-2
			25	829	20450	21.34	21.50	0-2
				836.5	20525	21.32	21.50	0-2
				844	20600	21.29	21.50	0-2
		50RB		829	20450	21.33	21.50	0-2
				836.5	20525	21.38	21.50	0-2
				844	20600	21.27	21.50	0-2
	64-QAM	1 RB	0	829	20450	21.20	21.50	0-2
				836.5	20525	21.21	21.50	0-2
				844	20600	21.35	21.50	0-2
			25	829	20450	21.24	21.50	0-2
				836.5	20525	21.27	21.50	0-2
				844	20600	21.25	21.50	0-2
			49	829	20450	21.37	21.50	0-2
				836.5	20525	21.28	21.50	0-2
				844	20600	21.28	21.50	0-2
		25 RB	0	829	20450	20.21	20.50	0-3
				836.5	20525	20.28	20.50	0-3
				844	20600	20.28	20.50	0-3
			12	829	20450	20.28	20.50	0-3
				836.5	20525	20.30	20.50	0-3
				844	20600	20.30	20.50	0-3
			25	829	20450	20.27	20.50	0-3
				836.5	20525	20.22	20.50	0-3
				844	20600	20.39	20.50	0-3
		50RB		829	20450	20.34	20.50	0-3
				836.5	20525	20.28	20.50	0-3
				844	20600	20.23	20.50	0-3
	256-QAM	1 RB	0	829	20450	18.25	18.50	0-5
				836.5	20525	18.25	18.50	0-5
				844	20600	18.29	18.50	0-5
			25	829	20450	18.36	18.50	0-5
				836.5	20525	18.26	18.50	0-5
				844	20600	18.22	18.50	0-5
			49	829	20450	18.26	18.50	0-5
				836.5	20525	18.25	18.50	0-5
				844	20600	18.32	18.50	0-5
		25 RB	0	829	20450	18.36	18.50	0-5
				836.5	20525	18.26	18.50	0-5
				844	20600	18.39	18.50	0-5
			12	829	20450	18.21	18.50	0-5
				836.5	20525	18.25	18.50	0-5
				844	20600	18.28	18.50	0-5
			25	829	20450	18.31	18.50	0-5
				836.5	20525	18.33	18.50	0-5
				844	20600	18.35	18.50	0-5
		50RB		829	20450	18.33	18.50	0-5
				836.5	20525	18.28	18.50	0-5
				844	20600	18.29	18.50	0-5

FDD Band 5

BW(MHz)	Modulation	RB Size	RB Offset	Frequency (MHz)	Channel	Conducted power (dBm)	Target Power + Max. Tolerance (dBm)	MPR Allowed per 3GPP(dB)
5	QPSK	1 RB	0	826.5	20425	23.22	23.50	0
				836.5	20525	23.37	23.50	0
				846.5	20625	23.38	23.50	0
			12	826.5	20425	23.25	23.50	0
				836.5	20525	23.25	23.50	0
				846.5	20625	23.26	23.50	0
			24	826.5	20425	23.36	23.50	0
				836.5	20525	23.27	23.50	0
				846.5	20625	23.29	23.50	0
		12 RB	0	826.5	20425	22.21	22.50	0-1
				836.5	20525	22.35	22.50	0-1
				846.5	20625	22.32	22.50	0-1
			6	826.5	20425	22.30	22.50	0-1
				836.5	20525	22.26	22.50	0-1
				846.5	20625	22.36	22.50	0-1
			13	826.5	20425	22.39	22.50	0-1
				836.5	20525	22.28	22.50	0-1
				846.5	20625	22.26	22.50	0-1
		25RB		826.5	20425	22.23	22.50	0-1
				836.5	20525	22.34	22.50	0-1
				846.5	20625	22.21	22.50	0-1
	16-QAM	1 RB	0	826.5	20425	22.24	22.50	0-1
				836.5	20525	22.25	22.50	0-1
				846.5	20625	22.27	22.50	0-1
			12	826.5	20425	22.24	22.50	0-1
				836.5	20525	22.38	22.50	0-1
				846.5	20625	22.31	22.50	0-1
			24	826.5	20425	22.23	22.50	0-1
				836.5	20525	22.39	22.50	0-1
				846.5	20625	22.25	22.50	0-1
		12 RB	0	826.5	20425	21.39	21.50	0-2
				836.5	20525	21.39	21.50	0-2
				846.5	20625	21.40	21.50	0-2
			6	826.5	20425	21.22	21.50	0-2
				836.5	20525	21.27	21.50	0-2
				846.5	20625	21.25	21.50	0-2
			13	826.5	20425	21.23	21.50	0-2
				836.5	20525	21.25	21.50	0-2
				846.5	20625	21.37	21.50	0-2
		25RB		826.5	20425	21.28	21.50	0-2
				836.5	20525	21.33	21.50	0-2
				846.5	20625	21.25	21.50	0-2
	64-QAM	1 RB	0	826.5	20425	21.34	21.50	0-2
				836.5	20525	21.40	21.50	0-2
				846.5	20625	21.31	21.50	0-2
			12	826.5	20425	21.28	21.50	0-2
				836.5	20525	21.40	21.50	0-2
				846.5	20625	21.25	21.50	0-2
			24	826.5	20425	21.25	21.50	0-2
				836.5	20525	21.34	21.50	0-2
				846.5	20625	21.40	21.50	0-2
		12 RB	0	826.5	20425	20.30	20.50	0-3
				836.5	20525	20.38	20.50	0-3
				846.5	20625	20.30	20.50	0-3
			6	826.5	20425	20.27	20.50	0-3
				836.5	20525	20.30	20.50	0-3
				846.5	20625	20.22	20.50	0-3
			13	826.5	20425	20.37	20.50	0-3
				836.5	20525	20.35	20.50	0-3
				846.5	20625	20.31	20.50	0-3
		25RB		826.5	20425	20.36	20.50	0-3
				836.5	20525	20.22	20.50	0-3
				846.5	20625	20.33	20.50	0-3
	256-QAM	1 RB	0	826.5	20425	18.39	18.50	0-5
				836.5	20525	18.32	18.50	0-5
				846.5	20625	18.29	18.50	0-5
			12	826.5	20425	18.34	18.50	0-5
				836.5	20525	18.21	18.50	0-5
				846.5	20625	18.38	18.50	0-5
			24	826.5	20425	18.29	18.50	0-5
				836.5	20525	18.28	18.50	0-5
				846.5	20625	18.21	18.50	0-5
		12 RB	0	826.5	20425	18.37	18.50	0-5
				836.5	20525	18.25	18.50	0-5
				846.5	20625	18.36	18.50	0-5
			6	826.5	20425	18.38	18.50	0-5
				836.5	20525	18.28	18.50	0-5
				846.5	20625	18.38	18.50	0-5
			13	826.5	20425	18.27	18.50	0-5
				836.5	20525	18.21	18.50	0-5
				846.5	20625	18.30	18.50	0-5
		25RB		826.5	20425	18.33	18.50	0-5
				836.5	20525	18.33	18.50	0-5
				846.5	20625	18.31	18.50	0-5

FDD Band 5

BW(MHz)	Modulation	RB Size	RB Offset	Frequency (MHz)	Channel	Conducted power (dBm)	Target Power + Max. Tolerance (dBm)	MPR Allowed per 3GPP(dB)
3	QPSK	1 RB	0	825.5	20415	23.33	23.50	0
				836.5	20525	23.31	23.50	0
				847.5	20635	23.26	23.50	0
			7	825.5	20415	23.23	23.50	0
				836.5	20525	23.30	23.50	0
				847.5	20635	23.31	23.50	0
			14	825.5	20415	23.31	23.50	0
				836.5	20525	23.39	23.50	0
				847.5	20635	23.24	23.50	0
		8 RB	0	825.5	20415	22.32	22.50	0-1
				836.5	20525	22.22	22.50	0-1
				847.5	20635	22.37	22.50	0-1
			4	825.5	20415	22.35	22.50	0-1
				836.5	20525	22.25	22.50	0-1
				847.5	20635	22.28	22.50	0-1
			7	825.5	20415	22.25	22.50	0-1
				836.5	20525	22.38	22.50	0-1
				847.5	20635	22.27	22.50	0-1
		15RB		825.5	20415	22.25	22.50	0-1
				836.5	20525	22.22	22.50	0-1
				847.5	20635	22.26	22.50	0-1
	16-QAM	1 RB	0	825.5	20415	22.31	22.50	0-1
				836.5	20525	22.22	22.50	0-1
				847.5	20635	22.33	22.50	0-1
			7	825.5	20415	22.22	22.50	0-1
				836.5	20525	22.29	22.50	0-1
				847.5	20635	22.23	22.50	0-1
			14	825.5	20415	22.40	22.50	0-1
				836.5	20525	22.22	22.50	0-1
				847.5	20635	22.40	22.50	0-1
		8 RB	0	825.5	20415	21.37	21.50	0-2
				836.5	20525	21.34	21.50	0-2
				847.5	20635	21.32	21.50	0-2
			4	825.5	20415	21.28	21.50	0-2
				836.5	20525	21.37	21.50	0-2
				847.5	20635	21.24	21.50	0-2
			7	825.5	20415	21.32	21.50	0-2
				836.5	20525	21.31	21.50	0-2
				847.5	20635	21.30	21.50	0-2
		15RB		825.5	20415	21.28	21.50	0-2
				836.5	20525	21.31	21.50	0-2
				847.5	20635	21.29	21.50	0-2
	64-QAM	1 RB	0	825.5	20415	21.40	21.50	0-2
				836.5	20525	21.36	21.50	0-2
				847.5	20635	21.40	21.50	0-2
			7	825.5	20415	21.31	21.50	0-2
				836.5	20525	21.31	21.50	0-2
				847.5	20635	21.27	21.50	0-2
			14	825.5	20415	21.31	21.50	0-2
				836.5	20525	21.27	21.50	0-2
				847.5	20635	21.21	21.50	0-2
		8 RB	0	825.5	20415	20.36	20.50	0-3
				836.5	20525	20.30	20.50	0-3
				847.5	20635	20.23	20.50	0-3
			4	825.5	20415	20.32	20.50	0-3
				836.5	20525	20.39	20.50	0-3
				847.5	20635	20.40	20.50	0-3
			7	825.5	20415	20.39	20.50	0-3
				836.5	20525	20.22	20.50	0-3
				847.5	20635	20.25	20.50	0-3
		15RB		825.5	20415	20.35	20.50	0-3
				836.5	20525	20.32	20.50	0-3
				847.5	20635	20.24	20.50	0-3
	256-QAM	1 RB	0	825.5	20415	18.27	18.50	0-5
				836.5	20525	18.25	18.50	0-5
				847.5	20635	18.37	18.50	0-5
			7	825.5	20415	18.40	18.50	0-5
				836.5	20525	18.40	18.50	0-5
				847.5	20635	18.26	18.50	0-5
			14	825.5	20415	18.33	18.50	0-5
				836.5	20525	18.26	18.50	0-5
				847.5	20635	18.35	18.50	0-5
		8 RB	0	825.5	20415	18.40	18.50	0-5
				836.5	20525	18.30	18.50	0-5
				847.5	20635	18.40	18.50	0-5
			4	825.5	20415	18.38	18.50	0-5
				836.5	20525	18.34	18.50	0-5
				847.5	20635	18.38	18.50	0-5
			7	825.5	20415	18.29	18.50	0-5
				836.5	20525	18.23	18.50	0-5
				847.5	20635	18.39	18.50	0-5
		15RB		825.5	20415	18.22	18.50	0-5
				836.5	20525	18.32	18.50	0-5
				847.5	20635	18.26	18.50	0-5

FDD Band 5

BW(MHz)	Modulation	RB Size	RB Offset	Frequency (MHz)	Channel	Conducted power (dBm)	Target Power + Max. Tolerance (dBm)	MPR Allowed per 3GPP(dB)
1.4	QPSK	1 RB	0	824.7	20407	23.23	23.50	0
				836.5	20525	23.27	23.50	0
				848.3	20643	23.35	23.50	0
			2	824.7	20407	23.32	23.50	0
				836.5	20525	23.30	23.50	0
				848.3	20643	23.21	23.50	0
			5	824.7	20407	23.27	23.50	0
				836.5	20525	23.34	23.50	0
				848.3	20643	23.26	23.50	0
		3 RB	0	824.7	20407	23.36	23.50	0
				836.5	20525	23.36	23.50	0
				848.3	20643	23.34	23.50	0
			2	824.7	20407	23.40	23.50	0
				836.5	20525	23.34	23.50	0
				848.3	20643	23.27	23.50	0
			3	824.7	20407	23.31	23.50	0
				836.5	20525	23.38	23.50	0
				848.3	20643	23.26	23.50	0
		6RB		824.7	20407	22.22	22.50	0-1
				836.5	20525	22.36	22.50	0-1
				848.3	20643	22.31	22.50	0-1
	16-QAM	1 RB	0	824.7	20407	22.39	22.50	0-1
				836.5	20525	22.27	22.50	0-1
				848.3	20643	22.27	22.50	0-1
			2	824.7	20407	22.34	22.50	0-1
				836.5	20525	22.24	22.50	0-1
				848.3	20643	22.38	22.50	0-1
			5	824.7	20407	22.40	22.50	0-1
				836.5	20525	22.39	22.50	0-1
				848.3	20643	22.33	22.50	0-1
		3 RB	0	824.7	20407	22.26	22.50	0-1
				836.5	20525	22.32	22.50	0-1
				848.3	20643	22.22	22.50	0-1
			2	824.7	20407	22.32	22.50	0-1
				836.5	20525	22.36	22.50	0-1
				848.3	20643	22.28	22.50	0-1
			3	824.7	20407	22.24	22.50	0-1
				836.5	20525	22.34	22.50	0-1
				848.3	20643	22.31	22.50	0-1
		6RB		824.7	20407	21.33	21.50	0-2
				836.5	20525	21.36	21.50	0-2
				848.3	20643	21.26	21.50	0-2
	64-QAM	1 RB	0	824.7	20407	21.39	21.50	0-2
				836.5	20525	21.29	21.50	0-2
				848.3	20643	21.24	21.50	0-2
			2	824.7	20407	21.34	21.50	0-2
				836.5	20525	21.27	21.50	0-2
				848.3	20643	21.25	21.50	0-2
			5	824.7	20407	21.22	21.50	0-2
				836.5	20525	21.24	21.50	0-2
				848.3	20643	21.39	21.50	0-2
		3 RB	0	824.7	20407	21.28	21.50	0-2
				836.5	20525	21.21	21.50	0-2
				848.3	20643	21.30	21.50	0-2
			2	824.7	20407	21.30	21.50	0-2
				836.5	20525	21.22	21.50	0-2
				848.3	20643	21.37	21.50	0-2
			3	824.7	20407	21.38	21.50	0-2
				836.5	20525	21.37	21.50	0-2
				848.3	20643	21.30	21.50	0-2
		6RB		824.7	20407	20.35	20.50	0-3
				836.5	20525	20.24	20.50	0-3
				848.3	20643	20.36	20.50	0-3
	256-QAM	1 RB	0	824.7	20407	18.33	18.50	0-5
				836.5	20525	18.24	18.50	0-5
				848.3	20643	18.22	18.50	0-5
			2	824.7	20407	18.22	18.50	0-5
				836.5	20525	18.29	18.50	0-5
				848.3	20643	18.32	18.50	0-5
			5	824.7	20407	18.37	18.50	0-5
				836.5	20525	18.31	18.50	0-5
				848.3	20643	18.33	18.50	0-5
		3 RB	0	824.7	20407	18.26	18.50	0-5
				836.5	20525	18.32	18.50	0-5
				848.3	20643	18.37	18.50	0-5
			2	824.7	20407	18.35	18.50	0-5
				836.5	20525	18.29	18.50	0-5
				848.3	20643	18.37	18.50	0-5
			3	824.7	20407	18.34	18.50	0-5
				836.5	20525	18.31	18.50	0-5
				848.3	20643	18.30	18.50	0-5
		6RB		824.7	20407	18.28	18.50	0-5
				836.5	20525	18.38	18.50	0-5
				848.3	20643	18.31	18.50	0-5

Unless otherwise stated the results shown in this test report refer only to the sample(s) tested and such sample(s) are retained for 90 days only.
除非另有說明，此報告結果僅對測試之樣品負責，同時此樣品僅保留90天。本報告未經本公司書面許可，不可部份複製。
This document is issued by the Company subject to its General Conditions of Service printed overleaf, available on request or accessible at http://www.sgs.com.tw/Terms-and-Conditions and for electronic format documents, subject to Terms and Conditions for Electronic Documents at http://www.sgs.com.tw/Terms-and-Conditions. Attention is drawn to the limitation of liability, indemnification and jurisdiction issues defined therein. Any holder of this document is advised that information contained hereon reflects the Company's findings at the time of its intervention only and within the limits of Client's instructions, if any. The Company's sole responsibility is to its Client and this document does not exonerate parties to a transaction from exercising all their rights and obligations under the transaction documents. This document cannot be reproduced except in full, without prior written approval of the Company. Any unauthorized alteration, forgery or falsification of the content or appearance of this document is unlawful and offenders may be prosecuted to the fullest extent of the law.

Hotspot_UAT_ENDC with WLAN Normal

FDD Band 5

BW(MHz)	Modulation	RB Size	RB Offset	Frequency (MHz)	Channel	Conducted power (dBm)	Target Power + Max. Tolerance (dBm)	MPR Allowed per 3GPP(dB)
10	QPSK	1 RB	0	829	20450	22.87	23.00	0
				836.5	20525	22.92	23.00	0
				844	20600	22.89	23.00	0
			25	829	20450	22.84	23.00	0
				836.5	20525	22.87	23.00	0
				844	20600	22.83	23.00	0
			49	829	20450	22.90	23.00	0
				836.5	20525	22.86	23.00	0
				844	20600	22.81	23.00	0
		25 RB	0	829	20450	21.82	22.00	0-1
				836.5	20525	21.84	22.00	0-1
				844	20600	21.92	22.00	0-1
			12	829	20450	21.99	22.00	0-1
				836.5	20525	21.86	22.00	0-1
				844	20600	21.94	22.00	0-1
			25	829	20450	21.87	22.00	0-1
				836.5	20525	21.83	22.00	0-1
				844	20600	21.88	22.00	0-1
		50RB		829	20450	21.82	22.00	0-1
				836.5	20525	21.84	22.00	0-1
				844	20600	21.90	22.00	0-1
	16-QAM	1 RB	0	829	20450	21.81	22.00	0-1
				836.5	20525	21.76	22.00	0-1
				844	20600	21.87	22.00	0-1
			25	829	20450	21.85	22.00	0-1
				836.5	20525	21.83	22.00	0-1
				844	20600	21.88	22.00	0-1
			49	829	20450	21.86	22.00	0-1
				836.5	20525	21.80	22.00	0-1
				844	20600	21.82	22.00	0-1
		25 RB	0	829	20450	20.79	21.00	0-2
				836.5	20525	20.83	21.00	0-2
				844	20600	20.93	21.00	0-2
			12	829	20450	20.78	21.00	0-2
				836.5	20525	20.82	21.00	0-2
				844	20600	20.95	21.00	0-2
			25	829	20450	20.82	21.00	0-2
				836.5	20525	20.91	21.00	0-2
				844	20600	20.82	21.00	0-2
		50RB		829	20450	20.89	21.00	0-2
				836.5	20525	20.93	21.00	0-2
				844	20600	20.91	21.00	0-2
	64-QAM	1 RB	0	829	20450	20.83	21.00	0-2
				836.5	20525	20.89	21.00	0-2
				844	20600	20.87	21.00	0-2
			25	829	20450	20.87	21.00	0-2
				836.5	20525	20.89	21.00	0-2
				844	20600	20.85	21.00	0-2
			49	829	20450	20.90	21.00	0-2
				836.5	20525	20.89	21.00	0-2
				844	20600	20.89	21.00	0-2
		25 RB	0	829	20450	19.86	20.00	0-3
				836.5	20525	19.91	20.00	0-3
				844	20600	19.79	20.00	0-3
			12	829	20450	19.77	20.00	0-3
				836.5	20525	19.76	20.00	0-3
				844	20600	19.87	20.00	0-3
			25	829	20450	19.78	20.00	0-3
				836.5	20525	19.91	20.00	0-3
				844	20600	19.92	20.00	0-3
		50RB		829	20450	19.78	20.00	0-3
				836.5	20525	19.79	20.00	0-3
				844	20600	19.90	20.00	0-3
	256-QAM	1 RB	0	829	20450	17.77	18.00	0-5
				836.5	20525	17.93	18.00	0-5
				844	20600	17.88	18.00	0-5
			25	829	20450	17.94	18.00	0-5
				836.5	20525	17.94	18.00	0-5
				844	20600	17.91	18.00	0-5
			49	829	20450	17.94	18.00	0-5
				836.5	20525	17.81	18.00	0-5
				844	20600	17.93	18.00	0-5
		25 RB	0	829	20450	17.80	18.00	0-5
				836.5	20525	17.90	18.00	0-5
				844	20600	17.83	18.00	0-5
			12	829	20450	17.77	18.00	0-5
				836.5	20525	17.80	18.00	0-5
				844	20600	17.78	18.00	0-5
			25	829	20450	17.95	18.00	0-5
				836.5	20525	17.80	18.00	0-5
				844	20600	17.79	18.00	0-5
		50RB		829	20450	17.83	18.00	0-5
				836.5	20525	17.91	18.00	0-5
				844	20600	17.83	18.00	0-5

FDD Band 5

BW(MHz)	Modulation	RB Size	RB Offset	Frequency (MHz)	Channel	Conducted power (dBm)	Target Power + Max. Tolerance (dBm)	MPR Allowed per 3GPP(dB)
5	QPSK	1 RB	0	826.5	20415	22.88	23.00	0
				836.5	20525	22.88	23.00	0
				846.5	20625	22.91	23.00	0
			12	826.5	20415	22.85	23.00	0
				836.5	20525	22.89	23.00	0
				846.5	20625	22.93	23.00	0
			24	826.5	20415	22.93	23.00	0
				836.5	20525	22.77	23.00	0
				846.5	20625	22.76	23.00	0
		12 RB	0	826.5	20415	21.80	22.00	0-1
				836.5	20525	21.87	22.00	0-1
				846.5	20625	21.86	22.00	0-1
			6	826.5	20415	21.85	22.00	0-1
				836.5	20525	21.83	22.00	0-1
				846.5	20625	21.79	22.00	0-1
			13	826.5	20415	21.80	22.00	0-1
				836.5	20525	21.78	22.00	0-1
				846.5	20625	21.87	22.00	0-1
		25RB		826.5	20415	21.92	22.00	0-1
				836.5	20525	21.88	22.00	0-1
				846.5	20625	21.95	22.00	0-1
	16-QAM	1 RB	0	826.5	20415	21.81	22.00	0-1
				836.5	20525	21.95	22.00	0-1
				846.5	20625	21.76	22.00	0-1
			12	826.5	20415	21.83	22.00	0-1
				836.5	20525	21.87	22.00	0-1
				846.5	20625	21.82	22.00	0-1
			24	826.5	20415	21.85	22.00	0-1
				836.5	20525	21.92	22.00	0-1
				846.5	20625	21.84	22.00	0-1
		12 RB	0	826.5	20415	20.88	21.00	0-2
				836.5	20525	20.78	21.00	0-2
				846.5	20625	20.79	21.00	0-2
			6	826.5	20415	20.94	21.00	0-2
				836.5	20525	20.78	21.00	0-2
				846.5	20625	20.84	21.00	0-2
			13	826.5	20415	20.78	21.00	0-2
				836.5	20525	20.92	21.00	0-2
				846.5	20625	20.80	21.00	0-2
		25RB		826.5	20415	20.77	21.00	0-2
				836.5	20525	20.76	21.00	0-2
				846.5	20625	20.85	21.00	0-2
	64-QAM	1 RB	0	826.5	20415	20.83	21.00	0-2
				836.5	20525	20.84	21.00	0-2
				846.5	20625	20.95	21.00	0-2
			12	826.5	20415	20.93	21.00	0-2
				836.5	20525	20.94	21.00	0-2
				846.5	20625	20.89	21.00	0-2
			24	826.5	20415	20.92	21.00	0-2
				836.5	20525	20.94	21.00	0-2
				846.5	20625	20.90	21.00	0-2
		12 RB	0	826.5	20415	19.87	20.00	0-3
				836.5	20525	19.92	20.00	0-3
				846.5	20625	19.82	20.00	0-3
			6	826.5	20415	19.77	20.00	0-3
				836.5	20525	19.92	20.00	0-3
				846.5	20625	19.95	20.00	0-3
			13	826.5	20415	19.84	20.00	0-3
				836.5	20525	19.90	20.00	0-3
				846.5	20625	19.83	20.00	0-3
		25RB		826.5	20415	19.85	20.00	0-3
				836.5	20525	19.91	20.00	0-3
				846.5	20625	19.80	20.00	0-3
	256-QAM	1 RB	0	826.5	20415	17.76	18.00	0-5
				836.5	20525	17.89	18.00	0-5
				846.5	20625	17.86	18.00	0-5
			12	826.5	20415	17.91	18.00	0-5
				836.5	20525	17.85	18.00	0-5
				846.5	20625	17.92	18.00	0-5
			24	826.5	20415	17.95	18.00	0-5
				836.5	20525	17.85	18.00	0-5
				846.5	20625	17.82	18.00	0-5
		12 RB	0	826.5	20415	17.83	18.00	0-5
				836.5	20525	17.82	18.00	0-5
				846.5	20625	17.80	18.00	0-5
			6	826.5	20415	17.77	18.00	0-5
				836.5	20525	17.87	18.00	0-5
				846.5	20625	17.88	18.00	0-5
			13	826.5	20415	17.88	18.00	0-5
				836.5	20525	17.87	18.00	0-5
				846.5	20625	17.90	18.00	0-5
		25RB		826.5	20415	17.86	18.00	0-5
				836.5	20525	17.84	18.00	0-5
				846.5	20625	17.81	18.00	0-5

FDD Band 5

BW(MHz)	Modulation	RB Size	RB Offset	Frequency (MHz)	Channel	Conducted power (dBm)	Target Power + Max. Tolerance (dBm)	MPR Allowed per 3GPP(dB)
3	QPSK	1 RB	0	825.5	20415	22.80	23.00	0
				836.5	20525	22.95	23.00	0
				847.5	20635	22.92	23.00	0
			7	825.5	20415	22.83	23.00	0
				836.5	20525	22.82	23.00	0
				847.5	20635	22.89	23.00	0
			14	825.5	20415	22.93	23.00	0
				836.5	20525	22.87	23.00	0
				847.5	20635	22.85	23.00	0
		8 RB	0	825.5	20415	21.87	22.00	0-1
				836.5	20525	21.82	22.00	0-1
				847.5	20635	21.95	22.00	0-1
			4	825.5	20415	21.78	22.00	0-1
				836.5	20525	21.82	22.00	0-1
				847.5	20635	21.89	22.00	0-1
			7	825.5	20415	21.79	22.00	0-1
				836.5	20525	21.76	22.00	0-1
				847.5	20635	21.91	22.00	0-1
		15RB		825.5	20415	21.89	22.00	0-1
				836.5	20525	21.95	22.00	0-1
				847.5	20635	21.95	22.00	0-1
	16-QAM	1 RB	0	825.5	20415	21.84	22.00	0-1
				836.5	20525	21.76	22.00	0-1
				847.5	20635	21.89	22.00	0-1
			7	825.5	20415	21.82	22.00	0-1
				836.5	20525	21.79	22.00	0-1
				847.5	20635	21.86	22.00	0-1
			14	825.5	20415	21.91	22.00	0-1
				836.5	20525	21.92	22.00	0-1
				847.5	20635	21.84	22.00	0-1
		8 RB	0	825.5	20415	20.90	21.00	0-2
				836.5	20525	20.79	21.00	0-2
				847.5	20635	20.95	21.00	0-2
			4	825.5	20415	20.77	21.00	0-2
				836.5	20525	20.77	21.00	0-2
				847.5	20635	20.89	21.00	0-2
			7	825.5	20415	20.85	21.00	0-2
				836.5	20525	20.78	21.00	0-2
				847.5	20635	20.84	21.00	0-2
		15RB		825.5	20415	20.77	21.00	0-2
				836.5	20525	20.79	21.00	0-2
				847.5	20635	20.79	21.00	0-2
	64-QAM	1 RB	0	825.5	20415	20.81	21.00	0-2
				836.5	20525	20.84	21.00	0-2
				847.5	20635	20.81	21.00	0-2
			7	825.5	20415	20.84	21.00	0-2
				836.5	20525	20.95	21.00	0-2
				847.5	20635	20.80	21.00	0-2
			14	825.5	20415	20.91	21.00	0-2
				836.5	20525	20.93	21.00	0-2
				847.5	20635	20.84	21.00	0-2
		8 RB	0	825.5	20415	19.92	20.00	0-3
				836.5	20525	19.89	20.00	0-3
				847.5	20635	19.82	20.00	0-3
			4	825.5	20415	19.95	20.00	0-3
				836.5	20525	19.81	20.00	0-3
				847.5	20635	19.83	20.00	0-3
			7	825.5	20415	19.76	20.00	0-3
				836.5	20525	19.94	20.00	0-3
				847.5	20635	19.79	20.00	0-3
		15RB		825.5	20415	19.82	20.00	0-3
				836.5	20525	19.77	20.00	0-3
				847.5	20635	19.79	20.00	0-3
	256-QAM	1 RB	0	825.5	20415	17.91	18.00	0-5
				836.5	20525	17.93	18.00	0-5
				847.5	20635	17.78	18.00	0-5
			7	825.5	20415	17.90	18.00	0-5
				836.5	20525	17.95	18.00	0-5
				847.5	20635	17.85	18.00	0-5
			14	825.5	20415	17.77	18.00	0-5
				836.5	20525	17.85	18.00	0-5
				847.5	20635	17.93	18.00	0-5
		8 RB	0	825.5	20415	17.80	18.00	0-5
				836.5	20525	17.80	18.00	0-5
				847.5	20635	17.84	18.00	0-5
			4	825.5	20415	17.78	18.00	0-5
				836.5	20525	17.81	18.00	0-5
				847.5	20635	17.81	18.00	0-5
			7	825.5	20415	17.81	18.00	0-5
				836.5	20525	17.78	18.00	0-5
				847.5	20635	17.95	18.00	0-5
		15RB		825.5	20415	17.80	18.00	0-5
				836.5	20525	17.77	18.00	0-5
				847.5	20635	17.92	18.00	0-5

FDD Band 5

BW(MHz)	Modulation	RB Size	RB Offset	Frequency (MHz)	Channel	Conducted power (dBm)	Target Power + Max. Tolerance (dBm)	MPR Allowed per 3GPP(dB)
1.4	QPSK	1 RB	0	824.7	20407	22.91	23.00	0
				836.5	20525	22.83	23.00	0
				848.3	20643	22.94	23.00	0
			2	824.7	20407	22.90	23.00	0
				836.5	20525	22.92	23.00	0
				848.3	20643	22.89	23.00	0
			5	824.7	20407	22.80	23.00	0
				836.5	20525	22.80	23.00	0
				848.3	20643	22.88	23.00	0
		3 RB	0	824.7	20407	22.84	23.00	0
				836.5	20525	22.78	23.00	0
				848.3	20643	22.90	23.00	0
			2	824.7	20407	22.81	23.00	0
				836.5	20525	22.94	23.00	0
				848.3	20643	22.91	23.00	0
			3	824.7	20407	22.79	23.00	0
				836.5	20525	22.86	23.00	0
				848.3	20643	22.90	23.00	0
		6RB		824.7	20407	21.85	22.00	0-1
				836.5	20525	21.91	22.00	0-1
				848.3	20643	21.85	22.00	0-1
	16-QAM	1 RB	0	824.7	20407	21.80	22.00	0-1
				836.5	20525	21.92	22.00	0-1
				848.3	20643	21.91	22.00	0-1
			2	824.7	20407	21.87	22.00	0-1
				836.5	20525	21.85	22.00	0-1
				848.3	20643	21.92	22.00	0-1
			5	824.7	20407	21.91	22.00	0-1
				836.5	20525	21.84	22.00	0-1
				848.3	20643	21.87	22.00	0-1
		3 RB	0	824.7	20407	21.85	22.00	0-1
				836.5	20525	21.78	22.00	0-1
				848.3	20643	21.87	22.00	0-1
			2	824.7	20407	21.91	22.00	0-1
				836.5	20525	21.85	22.00	0-1
				848.3	20643	21.76	22.00	0-1
			3	824.7	20407	21.90	22.00	0-1
				836.5	20525	21.91	22.00	0-1
				848.3	20643	21.93	22.00	0-1
		6RB		824.7	20407	20.87	21.00	0-2
				836.5	20525	20.82	21.00	0-2
				848.3	20643	20.95	21.00	0-2
	64-QAM	1 RB	0	824.7	20407	20.80	21.00	0-2
				836.5	20525	20.81	21.00	0-2
				848.3	20643	20.84	21.00	0-2
			2	824.7	20407	20.86	21.00	0-2
				836.5	20525	20.86	21.00	0-2
				848.3	20643	20.89	21.00	0-2
			5	824.7	20407	20.82	21.00	0-2
				836.5	20525	20.76	21.00	0-2
				848.3	20643	20.93	21.00	0-2
		3 RB	0	824.7	20407	20.95	21.00	0-2
				836.5	20525	20.77	21.00	0-2
				848.3	20643	20.91	21.00	0-2
			2	824.7	20407	20.79	21.00	0-2
				836.5	20525	20.80	21.00	0-2
				848.3	20643	20.82	21.00	0-2
			3	824.7	20407	20.77	21.00	0-2
				836.5	20525	20.91	21.00	0-2
				848.3	20643	20.78	21.00	0-2
		6RB		824.7	20407	19.80	20.00	0-3
				836.5	20525	19.87	20.00	0-3
				848.3	20643	19.81	20.00	0-3
	256-QAM	1 RB	0	824.7	20407	17.94	18.00	0-5
				836.5	20525	17.84	18.00	0-5
				848.3	20643	17.77	18.00	0-5
			2	824.7	20407	17.82	18.00	0-5
				836.5	20525	17.86	18.00	0-5
				848.3	20643	17.95	18.00	0-5
			5	824.7	20407	17.78	18.00	0-5
				836.5	20525	17.83	18.00	0-5
				848.3	20643	17.77	18.00	0-5
		3 RB	0	824.7	20407	17.92	18.00	0-5
				836.5	20525	17.81	18.00	0-5
				848.3	20643	17.77	18.00	0-5
			2	824.7	20407	17.95	18.00	0-5
				836.5	20525	17.81	18.00	0-5
				848.3	20643	17.84	18.00	0-5
			3	824.7	20407	17.91	18.00	0-5
				836.5	20525	17.80	18.00	0-5
				848.3	20643	17.83	18.00	0-5
		6RB		824.7	20407	17.85	18.00	0-5
				836.5	20525	17.80	18.00	0-5
				848.3	20643	17.92	18.00	0-5

Unless otherwise stated the results shown in this test report refer only to the sample(s) tested and such sample(s) are retained for 90 days only.
除非另有說明，此報告結果僅對測試之樣品負責，同時此樣品僅保留90天。本報告未經本公司書面許可，不可部份複製。
This document is issued by the Company subject to its General Conditions of Service printed overleaf, available on request or accessible at http://www.sgs.com.tw/Terms-and-Conditions and for electronic format documents, subject to Terms and Conditions for Electronic Documents at http://www.sgs.com.tw/Terms-and-Conditions. Attention is drawn to the limitation of liability, indemnification and jurisdiction issues defined therein. Any holder of this document is advised that information contained hereon reflects the Company's findings at the time of its intervention only and within the limits of Client's instructions, if any. The Company's sole responsibility is to its Client and this document does not exonerate parties to a transaction from exercising all their rights and obligations under the transaction documents. This document cannot be reproduced except in full, without prior written approval of the Company. Any unauthorized alteration, forgery or falsification of the content or appearance of this document is unlawful and offenders may be prosecuted to the fullest extent of the law.

Head_UAT_ENDC without WLAN & Hotspot_UAT_ENDC with Camera&Gaming

FDD Band 5

BW(MHz)	Modulation	RB Size	RB Offset	Frequency (MHz)	Channel	Conducted power (dBm)	Target Power + Max. Tolerance (dBm)	MPR Allowed per 3GPP(dB)
10	QPSK	1 RB	0	829	20450	21.47	21.50	0
				836.5	20525	21.39	21.50	0
				844	20600	21.32	21.50	0
			25	829	20450	21.30	21.50	0
				836.5	20525	21.19	21.50	0
				844	20600	21.06	21.50	0
			49	829	20450	21.21	21.50	0
				836.5	20525	21.23	21.50	0
				844	20600	20.78	21.50	0
		25 RB	0	829	20450	20.48	20.50	0-1
				836.5	20525	20.47	20.50	0-1
				844	20600	20.43	20.50	0-1
			12	829	20450	20.29	20.50	0-1
				836.5	20525	20.39	20.50	0-1
				844	20600	20.40	20.50	0-1
			25	829	20450	20.39	20.50	0-1
				836.5	20525	20.36	20.50	0-1
				844	20600	20.37	20.50	0-1
		50RB		829	20450	20.45	20.50	0-1
				836.5	20525	20.44	20.50	0-1
				844	20600	20.33	20.50	0-1
	16-QAM	1 RB	0	829	20450	20.37	20.50	0-1
				836.5	20525	20.29	20.50	0-1
				844	20600	20.40	20.50	0-1
			25	829	20450	20.32	20.50	0-1
				836.5	20525	20.44	20.50	0-1
				844	20600	20.43	20.50	0-1
			49	829	20450	20.25	20.50	0-1
				836.5	20525	20.28	20.50	0-1
				844	20600	20.34	20.50	0-1
		25 RB	0	829	20450	19.34	19.50	0-2
				836.5	20525	19.32	19.50	0-2
				844	20600	19.36	19.50	0-2
			12	829	20450	19.40	19.50	0-2
				836.5	20525	19.38	19.50	0-2
				844	20600	19.34	19.50	0-2
			25	829	20450	19.42	19.50	0-2
				836.5	20525	19.32	19.50	0-2
				844	20600	19.37	19.50	0-2
		50RB		829	20450	19.44	19.50	0-2
				836.5	20525	19.34	19.50	0-2
				844	20600	19.41	19.50	0-2
	64-QAM	1 RB	0	829	20450	19.30	19.50	0-2
				836.5	20525	19.31	19.50	0-2
				844	20600	19.27	19.50	0-2
			25	829	20450	19.30	19.50	0-2
				836.5	20525	19.32	19.50	0-2
				844	20600	19.30	19.50	0-2
			49	829	20450	19.41	19.50	0-2
				836.5	20525	19.26	19.50	0-2
				844	20600	19.28	19.50	0-2
		25 RB	0	829	20450	18.44	18.50	0-3
				836.5	20525	18.38	18.50	0-3
				844	20600	18.33	18.50	0-3
			12	829	20450	18.38	18.50	0-3
				836.5	20525	18.26	18.50	0-3
				844	20600	18.41	18.50	0-3
			25	829	20450	18.34	18.50	0-3
				836.5	20525	18.41	18.50	0-3
				844	20600	18.35	18.50	0-3
		50RB		829	20450	18.43	18.50	0-3
				836.5	20525	18.26	18.50	0-3
				844	20600	18.39	18.50	0-3
	256-QAM	1 RB	0	829	20450	16.39	16.50	0-5
				836.5	20525	16.36	16.50	0-5
				844	20600	16.31	16.50	0-5
			25	829	20450	16.36	16.50	0-5
				836.5	20525	16.32	16.50	0-5
				844	20600	16.29	16.50	0-5
			49	829	20450	16.31	16.50	0-5
				836.5	20525	16.44	16.50	0-5
				844	20600	16.37	16.50	0-5
		25 RB	0	829	20450	16.40	16.50	0-5
				836.5	20525	16.31	16.50	0-5
				844	20600	16.38	16.50	0-5
			12	829	20450	16.42	16.50	0-5
				836.5	20525	16.32	16.50	0-5
				844	20600	16.32	16.50	0-5
			25	829	20450	16.40	16.50	0-5
				836.5	20525	16.32	16.50	0-5
				844	20600	16.39	16.50	0-5
		50RB		829	20450	16.26	16.50	0-5
				836.5	20525	16.35	16.50	0-5
				844	20600	16.30	16.50	0-5

FDD Band 5

BW(MHz)	Modulation	RB Size	RB Offset	Frequency (MHz)	Channel	Conducted power (dBm)	Target Power + Max. Tolerance (dBm)	MPR Allowed per 3GPP(dB)
5	QPSK	1 RB	0	826.5	20425	21.29	21.50	0
				836.5	20525	21.40	21.50	0
				846.5	20625	21.39	21.50	0
			12	826.5	20425	21.26	21.50	0
				836.5	20525	21.40	21.50	0
				846.5	20625	21.43	21.50	0
			24	826.5	20425	21.26	21.50	0
				836.5	20525	21.38	21.50	0
				846.5	20625	21.30	21.50	0
		12 RB	0	826.5	20425	20.40	20.50	0-1
				836.5	20525	20.37	20.50	0-1
				846.5	20625	20.35	20.50	0-1
			6	826.5	20425	20.44	20.50	0-1
				836.5	20525	20.25	20.50	0-1
				846.5	20625	20.39	20.50	0-1
			13	826.5	20425	20.41	20.50	0-1
				836.5	20525	20.25	20.50	0-1
				846.5	20625	20.29	20.50	0-1
		25RB		826.5	20425	20.30	20.50	0-1
				836.5	20525	20.41	20.50	0-1
				846.5	20625	20.34	20.50	0-1
	16-QAM	1 RB	0	826.5	20425	20.42	20.50	0-1
				836.5	20525	20.33	20.50	0-1
				846.5	20625	20.33	20.50	0-1
			12	826.5	20425	20.27	20.50	0-1
				836.5	20525	20.25	20.50	0-1
				846.5	20625	20.42	20.50	0-1
			24	826.5	20425	20.33	20.50	0-1
				836.5	20525	20.40	20.50	0-1
				846.5	20625	20.25	20.50	0-1
		12 RB	0	826.5	20425	19.27	19.50	0-2
				836.5	20525	19.37	19.50	0-2
				846.5	20625	19.28	19.50	0-2
			6	826.5	20425	19.29	19.50	0-2
				836.5	20525	19.38	19.50	0-2
				846.5	20625	19.35	19.50	0-2
			13	826.5	20425	19.35	19.50	0-2
				836.5	20525	19.29	19.50	0-2
				846.5	20625	19.31	19.50	0-2
		25RB		826.5	20425	19.43	19.50	0-2
				836.5	20525	19.27	19.50	0-2
				846.5	20625	19.31	19.50	0-2
	64-QAM	1 RB	0	826.5	20425	19.32	19.50	0-2
				836.5	20525	19.41	19.50	0-2
				846.5	20625	19.31	19.50	0-2
			12	826.5	20425	19.43	19.50	0-2
				836.5	20525	19.44	19.50	0-2
				846.5	20625	19.26	19.50	0-2
			24	826.5	20425	19.27	19.50	0-2
				836.5	20525	19.39	19.50	0-2
				846.5	20625	19.25	19.50	0-2
		12 RB	0	826.5	20425	18.28	18.50	0-3
				836.5	20525	18.39	18.50	0-3
				846.5	20625	18.30	18.50	0-3
			6	826.5	20425	18.32	18.50	0-3
				836.5	20525	18.31	18.50	0-3
				846.5	20625	18.35	18.50	0-3
			13	826.5	20425	18.29	18.50	0-3
				836.5	20525	18.27	18.50	0-3
				846.5	20625	18.43	18.50	0-3
		25RB		826.5	20425	18.44	18.50	0-3
				836.5	20525	18.40	18.50	0-3
				846.5	20625	18.40	18.50	0-3
	256-QAM	1 RB	0	826.5	20425	16.44	16.50	0-5
				836.5	20525	16.38	16.50	0-5
				846.5	20625	16.43	16.50	0-5
			12	826.5	20425	16.34	16.50	0-5
				836.5	20525	16.33	16.50	0-5
				846.5	20625	16.34	16.50	0-5
			24	826.5	20425	16.41	16.50	0-5
				836.5	20525	16.27	16.50	0-5
				846.5	20625	16.38	16.50	0-5
		12 RB	0	826.5	20425	16.26	16.50	0-5
				836.5	20525	16.27	16.50	0-5
				846.5	20625	16.37	16.50	0-5
			6	826.5	20425	16.43	16.50	0-5
				836.5	20525	16.31	16.50	0-5
				846.5	20625	16.37	16.50	0-5
			13	826.5	20425	16.33	16.50	0-5
				836.5	20525	16.25	16.50	0-5
				846.5	20625	16.30	16.50	0-5
		25RB		826.5	20425	16.38	16.50	0-5
				836.5	20525	16.34	16.50	0-5
				846.5	20625	16.30	16.50	0-5

FDD Band 5

BW(MHz)	Modulation	RB Size	RB Offset	Frequency (MHz)	Channel	Conducted power (dBm)	Target Power + Max. Tolerance (dBm)	MPR Allowed per 3GPP(dB)
3	QPSK	1 RB	0	825.5	20415	21.30	21.50	0
				836.5	20525	21.41	21.50	0
				847.5	20635	21.31	21.50	0
			7	825.5	20415	21.27	21.50	0
				836.5	20525	21.38	21.50	0
				847.5	20635	21.39	21.50	0
			14	825.5	20415	21.26	21.50	0
				836.5	20525	21.35	21.50	0
				847.5	20635	21.40	21.50	0
		8 RB	0	825.5	20415	20.40	20.50	0-1
				836.5	20525	20.36	20.50	0-1
				847.5	20635	20.35	20.50	0-1
			4	825.5	20415	20.31	20.50	0-1
				836.5	20525	20.41	20.50	0-1
				847.5	20635	20.26	20.50	0-1
			7	825.5	20415	20.29	20.50	0-1
				836.5	20525	20.43	20.50	0-1
				847.5	20635	20.44	20.50	0-1
		15RB		825.5	20415	20.29	20.50	0-1
				836.5	20525	20.34	20.50	0-1
				847.5	20635	20.35	20.50	0-1
	16-QAM	1 RB	0	825.5	20415	20.42	20.50	0-1
				836.5	20525	20.39	20.50	0-1
				847.5	20635	20.36	20.50	0-1
			7	825.5	20415	20.30	20.50	0-1
				836.5	20525	20.26	20.50	0-1
				847.5	20635	20.40	20.50	0-1
			14	825.5	20415	20.31	20.50	0-1
				836.5	20525	20.26	20.50	0-1
				847.5	20635	20.30	20.50	0-1
		8 RB	0	825.5	20415	19.41	19.50	0-2
				836.5	20525	19.27	19.50	0-2
				847.5	20635	19.41	19.50	0-2
			4	825.5	20415	19.43	19.50	0-2
				836.5	20525	19.37	19.50	0-2
				847.5	20635	19.37	19.50	0-2
			7	825.5	20415	19.37	19.50	0-2
				836.5	20525	19.32	19.50	0-2
				847.5	20635	19.31	19.50	0-2
		15RB		825.5	20415	19.32	19.50	0-2
				836.5	20525	19.43	19.50	0-2
				847.5	20635	19.25	19.50	0-2
	64-QAM	1 RB	0	825.5	20415	19.37	19.50	0-2
				836.5	20525	19.34	19.50	0-2
				847.5	20635	19.40	19.50	0-2
			7	825.5	20415	19.31	19.50	0-2
				836.5	20525	19.37	19.50	0-2
				847.5	20635	19.34	19.50	0-2
			14	825.5	20415	19.25	19.50	0-2
				836.5	20525	19.35	19.50	0-2
				847.5	20635	19.30	19.50	0-2
		8 RB	0	825.5	20415	18.33	18.50	0-3
				836.5	20525	18.26	18.50	0-3
				847.5	20635	18.28	18.50	0-3
			4	825.5	20415	18.44	18.50	0-3
				836.5	20525	18.33	18.50	0-3
				847.5	20635	18.27	18.50	0-3
			7	825.5	20415	18.44	18.50	0-3
				836.5	20525	18.31	18.50	0-3
				847.5	20635	18.30	18.50	0-3
		15RB		825.5	20415	18.36	18.50	0-3
				836.5	20525	18.36	18.50	0-3
				847.5	20635	18.40	18.50	0-3
	256-QAM	1 RB	0	825.5	20415	16.28	16.50	0-5
				836.5	20525	16.43	16.50	0-5
				847.5	20635	16.25	16.50	0-5
			7	825.5	20415	16.25	16.50	0-5
				836.5	20525	16.32	16.50	0-5
				847.5	20635	16.41	16.50	0-5
			14	825.5	20415	16.35	16.50	0-5
				836.5	20525	16.29	16.50	0-5
				847.5	20635	16.29	16.50	0-5
		8 RB	0	825.5	20415	16.30	16.50	0-5
				836.5	20525	16.38	16.50	0-5
				847.5	20635	16.30	16.50	0-5
			4	825.5	20415	16.27	16.50	0-5
				836.5	20525	16.29	16.50	0-5
				847.5	20635	16.44	16.50	0-5
			7	825.5	20415	16.37	16.50	0-5
				836.5	20525	16.40	16.50	0-5
				847.5	20635	16.29	16.50	0-5
		15RB		825.5	20415	16.40	16.50	0-5
				836.5	20525	16.38	16.50	0-5
				847.5	20635	16.38	16.50	0-5

FDD Band 5

BW(MHz)	Modulation	RB Size	RB Offset	Frequency (MHz)	Channel	Conducted power (dBm)	Target Power + Max. Tolerance (dBm)	MPR Allowed per 3GPP(dB)
1.4	QPSK	1 RB	0	824.7	20407	21.35	21.50	0
				836.5	20525	21.38	21.50	0
				848.3	20643	21.40	21.50	0
			2	824.7	20407	21.29	21.50	0
				836.5	20525	21.35	21.50	0
				848.3	20643	21.38	21.50	0
			5	824.7	20407	21.28	21.50	0
				836.5	20525	21.29	21.50	0
				848.3	20643	21.27	21.50	0
		3 RB	0	824.7	20407	21.27	21.50	0
				836.5	20525	21.25	21.50	0
				848.3	20643	21.37	21.50	0
			2	824.7	20407	21.37	21.50	0
				836.5	20525	21.26	21.50	0
				848.3	20643	21.36	21.50	0
			3	824.7	20407	21.31	21.50	0
				836.5	20525	21.38	21.50	0
				848.3	20643	21.27	21.50	0
		6RB		824.7	20407	20.34	20.50	0-1
				836.5	20525	20.38	20.50	0-1
				848.3	20643	20.36	20.50	0-1
	16-QAM	1 RB	0	824.7	20407	20.38	20.50	0-1
				836.5	20525	20.35	20.50	0-1
				848.3	20643	20.41	20.50	0-1
			2	824.7	20407	20.31	20.50	0-1
				836.5	20525	20.35	20.50	0-1
				848.3	20643	20.25	20.50	0-1
			5	824.7	20407	20.26	20.50	0-1
				836.5	20525	20.31	20.50	0-1
				848.3	20643	20.42	20.50	0-1
		3 RB	0	824.7	20407	20.41	20.50	0-1
				836.5	20525	20.40	20.50	0-1
				848.3	20643	20.40	20.50	0-1
			2	824.7	20407	20.41	20.50	0-1
				836.5	20525	20.39	20.50	0-1
				848.3	20643	20.33	20.50	0-1
			3	824.7	20407	20.32	20.50	0-1
				836.5	20525	20.43	20.50	0-1
				848.3	20643	20.33	20.50	0-1
		6RB		824.7	20407	19.41	19.50	0-2
				836.5	20525	19.27	19.50	0-2
				848.3	20643	19.29	19.50	0-2
	64-QAM	1 RB	0	824.7	20407	19.44	19.50	0-2
				836.5	20525	19.34	19.50	0-2
				848.3	20643	19.36	19.50	0-2
			2	824.7	20407	19.37	19.50	0-2
				836.5	20525	19.28	19.50	0-2
				848.3	20643	19.37	19.50	0-2
			5	824.7	20407	19.40	19.50	0-2
				836.5	20525	19.30	19.50	0-2
				848.3	20643	19.27	19.50	0-2
		3 RB	0	824.7	20407	19.32	19.50	0-2
				836.5	20525	19.27	19.50	0-2
				848.3	20643	19.25	19.50	0-2
			2	824.7	20407	19.36	19.50	0-2
				836.5	20525	19.32	19.50	0-2
				848.3	20643	19.40	19.50	0-2
			3	824.7	20407	19.36	19.50	0-2
				836.5	20525	19.27	19.50	0-2
				848.3	20643	19.33	19.50	0-2
		6RB		824.7	20407	18.39	18.50	0-3
				836.5	20525	18.44	18.50	0-3
				848.3	20643	18.37	18.50	0-3
	256-QAM	1 RB	0	824.7	20407	16.27	16.50	0-5
				836.5	20525	16.29	16.50	0-5
				848.3	20643	16.36	16.50	0-5
			2	824.7	20407	16.38	16.50	0-5
				836.5	20525	16.33	16.50	0-5
				848.3	20643	16.28	16.50	0-5
			5	824.7	20407	16.34	16.50	0-5
				836.5	20525	16.28	16.50	0-5
				848.3	20643	16.39	16.50	0-5
		3 RB	0	824.7	20407	16.39	16.50	0-5
				836.5	20525	16.30	16.50	0-5
				848.3	20643	16.35	16.50	0-5
			2	824.7	20407	16.29	16.50	0-5
				836.5	20525	16.33	16.50	0-5
				848.3	20643	16.37	16.50	0-5
			3	824.7	20407	16.29	16.50	0-5
				836.5	20525	16.41	16.50	0-5
				848.3	20643	16.25	16.50	0-5
		6RB		824.7	20407	16.30	16.50	0-5
				836.5	20525	16.28	16.50	0-5
				848.3	20643	16.41	16.50	0-5

Unless otherwise stated the results shown in this test report refer only to the sample(s) tested and such sample(s) are retained for 90 days only.
除非另有說明，此報告結果僅對測試之樣品負責，同時此樣品僅保留90天。本報告未經本公司書面許可，不可部份複製。
This document is issued by the Company subject to its General Conditions of Service printed overleaf, available on request or accessible at http://www.sgs.com.tw/Terms-and-Conditions and for electronic format documents, subject to Terms and Conditions for Electronic Documents at http://www.sgs.com.tw/Terms-and-Conditions. Attention is drawn to the limitation of liability, indemnification and jurisdiction issues defined therein. Any holder of this document is advised that information contained hereon reflects the Company's findings at the time of its intervention only and within the limits of Client's instructions, if any. The Company's sole responsibility is to its Client and this document does not exonerate parties to a transaction from exercising all their rights and obligations under the transaction documents. This document cannot be reproduced except in full, without prior written approval of the Company. Any unauthorized alteration, forgery or falsification of the content or appearance of this document is unlawful and offenders may be prosecuted to the fullest extent of the law.

Hotspot_LAT_ENDC with WLAN Calling & Gaming

FDD Band 5

BW(MHz)	Modulation	RB Size	RB Offset	Frequency (MHz)	Channel	Conducted power (dBm)	Target Power + Max. Tolerance (dBm)	MPR Allowed per 3GPP(dB)
10	QPSK	1 RB	0	829	20450	20.96	21.00	0
				836.5	20525	20.93	21.00	0
				844	20600	20.95	21.00	0
			25	829	20450	20.94	21.00	0
				836.5	20525	20.91	21.00	0
				844	20600	20.84	21.00	0
			49	829	20450	20.87	21.00	0
				836.5	20525	20.86	21.00	0
				844	20600	20.90	21.00	0
		25 RB	0	829	20450	19.89	20.00	0-1
				836.5	20525	19.84	20.00	0-1
				844	20600	19.89	20.00	0-1
			12	829	20450	19.95	20.00	0-1
				836.5	20525	19.88	20.00	0-1
				844	20600	19.90	20.00	0-1
			25	829	20450	19.93	20.00	0-1
				836.5	20525	19.81	20.00	0-1
				844	20600	19.81	20.00	0-1
		50RB		829	20450	19.89	20.00	0-1
				836.5	20525	19.87	20.00	0-1
				844	20600	19.83	20.00	0-1
	16-QAM	1 RB	0	829	20450	19.79	20.00	0-1
				836.5	20525	19.82	20.00	0-1
				844	20600	19.90	20.00	0-1
			25	829	20450	19.92	20.00	0-1
				836.5	20525	19.75	20.00	0-1
				844	20600	19.93	20.00	0-1
			49	829	20450	19.86	20.00	0-1
				836.5	20525	19.74	20.00	0-1
				844	20600	19.87	20.00	0-1
		25 RB	0	829	20450	18.74	19.00	0-2
				836.5	20525	18.85	19.00	0-2
				844	20600	18.90	19.00	0-2
			12	829	20450	18.81	19.00	0-2
				836.5	20525	18.76	19.00	0-2
				844	20600	18.76	19.00	0-2
			25	829	20450	18.86	19.00	0-2
				836.5	20525	18.92	19.00	0-2
				844	20600	18.84	19.00	0-2
		50RB		829	20450	18.93	19.00	0-2
				836.5	20525	18.89	19.00	0-2
				844	20600	18.82	19.00	0-2
	64-QAM	1 RB	0	829	20450	18.90	19.00	0-2
				836.5	20525	18.84	19.00	0-2
				844	20600	18.86	19.00	0-2
			25	829	20450	18.87	19.00	0-2
				836.5	20525	18.93	19.00	0-2
				844	20600	18.78	19.00	0-2
			49	829	20450	18.78	19.00	0-2
				836.5	20525	18.83	19.00	0-2
				844	20600	18.91	19.00	0-2
		25 RB	0	829	20450	17.87	18.00	0-3
				836.5	20525	17.75	18.00	0-3
				844	20600	17.75	18.00	0-3
			12	829	20450	17.89	18.00	0-3
				836.5	20525	17.90	18.00	0-3
				844	20600	17.81	18.00	0-3
			25	829	20450	17.79	18.00	0-3
				836.5	20525	17.80	18.00	0-3
				844	20600	17.88	18.00	0-3
		50RB		829	20450	17.87	18.00	0-3
				836.5	20525	17.79	18.00	0-3
				844	20600	17.81	18.00	0-3
	256-QAM	1 RB	0	829	20450	15.87	16.00	0-5
				836.5	20525	15.76	16.00	0-5
				844	20600	15.91	16.00	0-5
			25	829	20450	15.93	16.00	0-5
				836.5	20525	15.81	16.00	0-5
				844	20600	15.78	16.00	0-5
			49	829	20450	15.92	16.00	0-5
				836.5	20525	15.83	16.00	0-5
				844	20600	15.76	16.00	0-5
		25 RB	0	829	20450	15.81	16.00	0-5
				836.5	20525	15.87	16.00	0-5
				844	20600	15.87	16.00	0-5
			12	829	20450	15.83	16.00	0-5
				836.5	20525	15.92	16.00	0-5
				844	20600	15.87	16.00	0-5
			25	829	20450	15.86	16.00	0-5
				836.5	20525	15.81	16.00	0-5
				844	20600	15.75	16.00	0-5
		50RB		829	20450	15.93	16.00	0-5
				836.5	20525	15.81	16.00	0-5
				844	20600	15.85	16.00	0-5

FDD Band 5

BW(MHz)	Modulation	RB Size	RB Offset	Frequency (MHz)	Channel	Conducted power (dBm)	Target Power + Max. Tolerance (dBm)	MPR Allowed per 3GPP(dB)
5	QPSK	1 RB	0	826.5	20425	20.85	21.00	0
				836.5	20525	20.84	21.00	0
				846.5	20625	20.78	21.00	0
			12	826.5	20425	20.81	21.00	0
				836.5	20525	20.79	21.00	0
				846.5	20625	20.91	21.00	0
			24	826.5	20425	20.82	21.00	0
				836.5	20525	20.87	21.00	0
				846.5	20625	20.92	21.00	0
		12 RB	0	826.5	20425	19.91	20.00	0-1
				836.5	20525	19.93	20.00	0-1
				846.5	20625	19.77	20.00	0-1
			6	826.5	20425	19.84	20.00	0-1
				836.5	20525	19.78	20.00	0-1
				846.5	20625	19.91	20.00	0-1
			13	826.5	20425	19.91	20.00	0-1
				836.5	20525	19.83	20.00	0-1
				846.5	20625	19.87	20.00	0-1
		25RB		826.5	20425	19.86	20.00	0-1
				836.5	20525	19.81	20.00	0-1
				846.5	20625	19.91	20.00	0-1
	16-QAM	1 RB	0	826.5	20425	19.80	20.00	0-1
				836.5	20525	19.92	20.00	0-1
				846.5	20625	19.89	20.00	0-1
			12	826.5	20425	19.79	20.00	0-1
				836.5	20525	19.80	20.00	0-1
				846.5	20625	19.88	20.00	0-1
			24	826.5	20425	19.88	20.00	0-1
				836.5	20525	19.85	20.00	0-1
				846.5	20625	19.74	20.00	0-1
		12 RB	0	826.5	20425	18.75	19.00	0-2
				836.5	20525	18.90	19.00	0-2
				846.5	20625	18.83	19.00	0-2
			6	826.5	20425	18.74	19.00	0-2
				836.5	20525	18.85	19.00	0-2
				846.5	20625	18.80	19.00	0-2
			13	826.5	20425	18.78	19.00	0-2
				836.5	20525	18.81	19.00	0-2
				846.5	20625	18.89	19.00	0-2
		25RB		826.5	20425	18.79	19.00	0-2
				836.5	20525	18.82	19.00	0-2
				846.5	20625	18.88	19.00	0-2
	64-QAM	1 RB	0	826.5	20425	18.92	19.00	0-2
				836.5	20525	18.86	19.00	0-2
				846.5	20625	18.77	19.00	0-2
			12	826.5	20425	18.74	19.00	0-2
				836.5	20525	18.81	19.00	0-2
				846.5	20625	18.75	19.00	0-2
			24	826.5	20425	18.77	19.00	0-2
				836.5	20525	18.88	19.00	0-2
				846.5	20625	18.91	19.00	0-2
		12 RB	0	826.5	20425	17.82	18.00	0-3
				836.5	20525	17.77	18.00	0-3
				846.5	20625	17.77	18.00	0-3
			6	826.5	20425	17.85	18.00	0-3
				836.5	20525	17.93	18.00	0-3
				846.5	20625	17.85	18.00	0-3
			13	826.5	20425	17.78	18.00	0-3
				836.5	20525	17.89	18.00	0-3
				846.5	20625	17.92	18.00	0-3
		25RB		826.5	20425	17.86	18.00	0-3
				836.5	20525	17.84	18.00	0-3
				846.5	20625	17.81	18.00	0-3
	256-QAM	1 RB	0	826.5	20425	15.92	16.00	0-5
				836.5	20525	15.78	16.00	0-5
				846.5	20625	15.78	16.00	0-5
			12	826.5	20425	15.85	16.00	0-5
				836.5	20525	15.77	16.00	0-5
				846.5	20625	15.77	16.00	0-5
			24	826.5	20425	15.80	16.00	0-5
				836.5	20525	15.91	16.00	0-5
				846.5	20625	15.75	16.00	0-5
		12 RB	0	826.5	20425	15.85	16.00	0-5
				836.5	20525	15.88	16.00	0-5
				846.5	20625	15.89	16.00	0-5
			6	826.5	20425	15.87	16.00	0-5
				836.5	20525	15.86	16.00	0-5
				846.5	20625	15.81	16.00	0-5
			13	826.5	20425	15.93	16.00	0-5
				836.5	20525	15.77	16.00	0-5
				846.5	20625	15.74	16.00	0-5
		25RB		826.5	20425	15.88	16.00	0-5
				836.5	20525	15.80	16.00	0-5
				846.5	20625	15.87	16.00	0-5

FDD Band 5

BW(MHz)	Modulation	RB Size	RB Offset	Frequency (MHz)	Channel	Conducted power (dBm)	Target Power + Max. Tolerance (dBm)	MPR Allowed per 3GPP(dB)
3	QPSK	1 RB	0	825.5	20415	20.87	21.00	0
				836.5	20525	20.82	21.00	0
				847.5	20635	20.87	21.00	0
			7	825.5	20415	20.84	21.00	0
				836.5	20525	20.81	21.00	0
				847.5	20635	20.77	21.00	0
			14	825.5	20415	20.93	21.00	0
				836.5	20525	20.93	21.00	0
				847.5	20635	20.84	21.00	0
		8 RB	0	825.5	20415	19.80	20.00	0-1
				836.5	20525	19.87	20.00	0-1
				847.5	20635	19.79	20.00	0-1
			4	825.5	20415	19.74	20.00	0-1
				836.5	20525	19.86	20.00	0-1
				847.5	20635	19.82	20.00	0-1
			7	825.5	20415	19.83	20.00	0-1
				836.5	20525	19.74	20.00	0-1
				847.5	20635	19.82	20.00	0-1
		15RB		825.5	20415	19.92	20.00	0-1
				836.5	20525	19.88	20.00	0-1
				847.5	20635	19.91	20.00	0-1
	16-QAM	1 RB	0	825.5	20415	19.84	20.00	0-1
				836.5	20525	19.89	20.00	0-1
				847.5	20635	19.77	20.00	0-1
			7	825.5	20415	19.84	20.00	0-1
				836.5	20525	19.92	20.00	0-1
				847.5	20635	19.76	20.00	0-1
			14	825.5	20415	19.87	20.00	0-1
				836.5	20525	19.88	20.00	0-1
				847.5	20635	19.80	20.00	0-1
		8 RB	0	825.5	20415	18.87	19.00	0-2
				836.5	20525	18.91	19.00	0-2
				847.5	20635	18.83	19.00	0-2
			4	825.5	20415	18.89	19.00	0-2
				836.5	20525	18.88	19.00	0-2
				847.5	20635	18.81	19.00	0-2
			7	825.5	20415	18.90	19.00	0-2
				836.5	20525	18.93	19.00	0-2
				847.5	20635	18.85	19.00	0-2
		15RB		825.5	20415	18.83	19.00	0-2
				836.5	20525	18.76	19.00	0-2
				847.5	20635	18.90	19.00	0-2
	64-QAM	1 RB	0	825.5	20415	18.90	19.00	0-2
				836.5	20525	18.75	19.00	0-2
				847.5	20635	18.87	19.00	0-2
			7	825.5	20415	18.80	19.00	0-2
				836.5	20525	18.77	19.00	0-2
				847.5	20635	18.80	19.00	0-2
			14	825.5	20415	18.89	19.00	0-2
				836.5	20525	18.77	19.00	0-2
				847.5	20635	18.83	19.00	0-2
		8 RB	0	825.5	20415	17.77	18.00	0-3
				836.5	20525	17.92	18.00	0-3
				847.5	20635	17.81	18.00	0-3
			4	825.5	20415	17.86	18.00	0-3
				836.5	20525	17.93	18.00	0-3
				847.5	20635	17.79	18.00	0-3
			7	825.5	20415	17.79	18.00	0-3
				836.5	20525	17.93	18.00	0-3
				847.5	20635	17.91	18.00	0-3
		15RB		825.5	20415	17.74	18.00	0-3
				836.5	20525	17.88	18.00	0-3
				847.5	20635	17.80	18.00	0-3
	256-QAM	1 RB	0	825.5	20415	15.83	16.00	0-5
				836.5	20525	15.81	16.00	0-5
				847.5	20635	15.76	16.00	0-5
			7	825.5	20415	15.88	16.00	0-5
				836.5	20525	15.78	16.00	0-5
				847.5	20635	15.93	16.00	0-5
			14	825.5	20415	15.75	16.00	0-5
				836.5	20525	15.74	16.00	0-5
				847.5	20635	15.92	16.00	0-5
		8 RB	0	825.5	20415	15.90	16.00	0-5
				836.5	20525	15.90	16.00	0-5
				847.5	20635	15.88	16.00	0-5
			4	825.5	20415	15.90	16.00	0-5
				836.5	20525	15.86	16.00	0-5
				847.5	20635	15.87	16.00	0-5
			7	825.5	20415	15.80	16.00	0-5
				836.5	20525	15.80	16.00	0-5
				847.5	20635	15.74	16.00	0-5
		15RB		825.5	20415	15.89	16.00	0-5
				836.5	20525	15.84	16.00	0-5
				847.5	20635	15.79	16.00	0-5

FDD Band 5

BW(MHz)	Modulation	RB Size	RB Offset	Frequency (MHz)	Channel	Conducted power (dBm)	Target Power + Max. Tolerance (dBm)	MPR Allowed per 3GPP(dB)
1.4	QPSK	1 RB	0	824.7	20407	20.84	21.00	0
				836.5	20525	20.92	21.00	0
				848.3	20643	20.90	21.00	0
			2	824.7	20407	20.92	21.00	0
				836.5	20525	20.87	21.00	0
				848.3	20643	20.83	21.00	0
			5	824.7	20407	20.92	21.00	0
				836.5	20525	20.82	21.00	0
				848.3	20643	20.78	21.00	0
		3 RB	0	824.7	20407	20.74	21.00	0
				836.5	20525	20.90	21.00	0
				848.3	20643	20.93	21.00	0
			2	824.7	20407	20.84	21.00	0
				836.5	20525	20.86	21.00	0
				848.3	20643	20.77	21.00	0
			3	824.7	20407	20.85	21.00	0
				836.5	20525	20.84	21.00	0
				848.3	20643	20.87	21.00	0
		6RB		824.7	20407	19.83	20.00	0-1
				836.5	20525	19.92	20.00	0-1
				848.3	20643	19.93	20.00	0-1
	16-QAM	1 RB	0	824.7	20407	19.83	20.00	0-1
				836.5	20525	19.93	20.00	0-1
				848.3	20643	19.74	20.00	0-1
			2	824.7	20407	19.82	20.00	0-1
				836.5	20525	19.90	20.00	0-1
				848.3	20643	19.92	20.00	0-1
			5	824.7	20407	19.78	20.00	0-1
				836.5	20525	19.86	20.00	0-1
				848.3	20643	19.92	20.00	0-1
		3 RB	0	824.7	20407	19.85	20.00	0-1
				836.5	20525	19.92	20.00	0-1
				848.3	20643	19.91	20.00	0-1
			2	824.7	20407	19.85	20.00	0-1
				836.5	20525	19.89	20.00	0-1
				848.3	20643	19.85	20.00	0-1
			3	824.7	20407	19.83	20.00	0-1
				836.5	20525	19.75	20.00	0-1
				848.3	20643	19.79	20.00	0-1
		6RB		824.7	20407	18.77	19.00	0-2
				836.5	20525	18.75	19.00	0-2
				848.3	20643	18.86	19.00	0-2
	64-QAM	1 RB	0	824.7	20407	18.91	19.00	0-2
				836.5	20525	18.87	19.00	0-2
				848.3	20643	18.83	19.00	0-2
			2	824.7	20407	18.81	19.00	0-2
				836.5	20525	18.93	19.00	0-2
				848.3	20643	18.91	19.00	0-2
			5	824.7	20407	18.87	19.00	0-2
				836.5	20525	18.91	19.00	0-2
				848.3	20643	18.82	19.00	0-2
		3 RB	0	824.7	20407	18.85	19.00	0-2
				836.5	20525	18.89	19.00	0-2
				848.3	20643	18.75	19.00	0-2
			2	824.7	20407	18.85	19.00	0-2
				836.5	20525	18.81	19.00	0-2
				848.3	20643	18.83	19.00	0-2
			3	824.7	20407	18.90	19.00	0-2
				836.5	20525	18.93	19.00	0-2
				848.3	20643	18.86	19.00	0-2
		6RB		824.7	20407	17.86	18.00	0-3
				836.5	20525	17.85	18.00	0-3
				848.3	20643	17.90	18.00	0-3
	256-QAM	1 RB	0	824.7	20407	15.83	16.00	0-5
				836.5	20525	15.81	16.00	0-5
				848.3	20643	15.91	16.00	0-5
			2	824.7	20407	15.80	16.00	0-5
				836.5	20525	15.88	16.00	0-5
				848.3	20643	15.85	16.00	0-5
			5	824.7	20407	15.81	16.00	0-5
				836.5	20525	15.83	16.00	0-5
				848.3	20643	15.83	16.00	0-5
		3 RB	0	824.7	20407	15.81	16.00	0-5
				836.5	20525	15.83	16.00	0-5
				848.3	20643	15.86	16.00	0-5
			2	824.7	20407	15.87	16.00	0-5
				836.5	20525	15.76	16.00	0-5
				848.3	20643	15.92	16.00	0-5
			3	824.7	20407	15.92	16.00	0-5
				836.5	20525	15.83	16.00	0-5
				848.3	20643	15.82	16.00	0-5
		6RB		824.7	20407	15.90	16.00	0-5
				836.5	20525	15.87	16.00	0-5
				848.3	20643	15.92	16.00	0-5

Unless otherwise stated the results shown in this test report refer only to the sample(s) tested and such sample(s) are retained for 90 days only.
除非另有說明，此報告結果僅對測試之樣品負責，同時此樣品僅保留90天。本報告未經本公司書面許可，不可部份複製。
This document is issued by the Company subject to its General Conditions of Service printed overleaf, available on request or accessible at http://www.sgs.com.tw/Terms-and-Conditions and for electronic format documents, subject to Terms and Conditions for Electronic Documents at http://www.sgs.com.tw/Terms-and-Conditions. Attention is drawn to the limitation of liability, indemnification and jurisdiction issues defined therein. Any holder of this document is advised that information contained hereon reflects the Company's findings at the time of its intervention only and within the limits of Client's instructions, if any. The Company's sole responsibility is to its Client and this document does not exonerate parties to a transaction from exercising all their rights and obligations under the transaction documents. This document cannot be reproduced except in full, without prior written approval of the Company. Any unauthorized alteration, forgery or falsification of the content or appearance of this document is unlawful and offenders may be prosecuted to the fullest extent of the law.

Hotspot_LAT_ENDC with WLAN Normal

FDD Band 5

BW(MHz)	Modulation	RB Size	RB Offset	Frequency (MHz)	Channel	Conducted power (dBm)	Target Power + Max. Tolerance (dBm)	MPR Allowed per 3GPP(dB)
10	QPSK	1 RB	0	829	20450	20.48	20.50	0
				836.5	20525	20.45	20.50	0
				844	20600	20.41	20.50	0
			25	829	20450	20.37	20.50	0
				836.5	20525	20.34	20.50	0
				844	20600	20.38	20.50	0
			49	829	20450	20.36	20.50	0
				836.5	20525	20.33	20.50	0
				844	20600	20.39	20.50	0
		25 RB	0	829	20450	19.33	19.50	0-1
				836.5	20525	19.37	19.50	0-1
				844	20600	19.31	19.50	0-1
			12	829	20450	19.48	19.50	0-1
				836.5	20525	19.43	19.50	0-1
				844	20600	19.39	19.50	0-1
			25	829	20450	19.34	19.50	0-1
				836.5	20525	19.39	19.50	0-1
				844	20600	19.35	19.50	0-1
		50RB		829	20450	19.48	19.50	0-1
				836.5	20525	19.29	19.50	0-1
				844	20600	19.31	19.50	0-1
	16-QAM	1 RB	0	829	20450	19.26	19.50	0-1
				836.5	20525	19.26	19.50	0-1
				844	20600	19.37	19.50	0-1
			25	829	20450	19.41	19.50	0-1
				836.5	20525	19.36	19.50	0-1
				844	20600	19.29	19.50	0-1
			49	829	20450	19.32	19.50	0-1
				836.5	20525	19.30	19.50	0-1
				844	20600	19.27	19.50	0-1
		25 RB	0	829	20450	18.41	18.50	0-2
				836.5	20525	18.36	18.50	0-2
				844	20600	18.43	18.50	0-2
			12	829	20450	18.41	18.50	0-2
				836.5	20525	18.30	18.50	0-2
				844	20600	18.37	18.50	0-2
			25	829	20450	18.32	18.50	0-2
				836.5	20525	18.31	18.50	0-2
				844	20600	18.35	18.50	0-2
		50RB		829	20450	18.26	18.50	0-2
				836.5	20525	18.30	18.50	0-2
				844	20600	18.32	18.50	0-2
	64-QAM	1 RB	0	829	20450	18.33	18.50	0-2
				836.5	20525	18.34	18.50	0-2
				844	20600	18.41	18.50	0-2
			25	829	20450	18.32	18.50	0-2
				836.5	20525	18.37	18.50	0-2
				844	20600	18.38	18.50	0-2
			49	829	20450	18.38	18.50	0-2
				836.5	20525	18.31	18.50	0-2
				844	20600	18.33	18.50	0-2
		25 RB	0	829	20450	17.28	17.50	0-3
				836.5	20525	17.26	17.50	0-3
				844	20600	17.44	17.50	0-3
			12	829	20450	17.38	17.50	0-3
				836.5	20525	17.29	17.50	0-3
				844	20600	17.38	17.50	0-3
			25	829	20450	17.33	17.50	0-3
				836.5	20525	17.33	17.50	0-3
				844	20600	17.45	17.50	0-3
		50RB		829	20450	17.44	17.50	0-3
				836.5	20525	17.37	17.50	0-3
				844	20600	17.28	17.50	0-3
	256-QAM	1 RB	0	829	20450	15.42	15.50	0-5
				836.5	20525	15.33	15.50	0-5
				844	20600	15.28	15.50	0-5
			25	829	20450	15.40	15.50	0-5
				836.5	20525	15.28	15.50	0-5
				844	20600	15.27	15.50	0-5
			49	829	20450	15.42	15.50	0-5
				836.5	20525	15.43	15.50	0-5
				844	20600	15.42	15.50	0-5
		25 RB	0	829	20450	15.45	15.50	0-5
				836.5	20525	15.38	15.50	0-5
				844	20600	15.27	15.50	0-5
			12	829	20450	15.36	15.50	0-5
				836.5	20525	15.37	15.50	0-5
				844	20600	15.38	15.50	0-5
			25	829	20450	15.30	15.50	0-5
				836.5	20525	15.37	15.50	0-5
				844	20600	15.41	15.50	0-5
		50RB		829	20450	15.27	15.50	0-5
				836.5	20525	15.38	15.50	0-5
				844	20600	15.30	15.50	0-5

FDD Band 5

BW(MHz)	Modulation	RB Size	RB Offset	Frequency (MHz)	Channel	Conducted power (dBm)	Target Power + Max. Tolerance (dBm)	MPR Allowed per 3GPP(dB)
5	QPSK	1 RB	0	826.5	20415	20.44	20.50	0
				836.5	20525	20.42	20.50	0
				846.5	20625	20.32	20.50	0
			12	826.5	20415	20.39	20.50	0
				836.5	20525	20.37	20.50	0
				846.5	20625	20.36	20.50	0
			24	826.5	20415	20.27	20.50	0
				836.5	20525	20.27	20.50	0
				846.5	20625	20.29	20.50	0
		12 RB	0	826.5	20415	19.32	19.50	0-1
				836.5	20525	19.44	19.50	0-1
				846.5	20625	19.41	19.50	0-1
			6	826.5	20415	19.27	19.50	0-1
				836.5	20525	19.39	19.50	0-1
				846.5	20625	19.27	19.50	0-1
			13	826.5	20415	19.26	19.50	0-1
				836.5	20525	19.39	19.50	0-1
				846.5	20625	19.38	19.50	0-1
		25RB		826.5	20415	19.40	19.50	0-1
				836.5	20525	19.43	19.50	0-1
				846.5	20625	19.40	19.50	0-1
	16-QAM	1 RB	0	826.5	20415	19.31	19.50	0-1
				836.5	20525	19.45	19.50	0-1
				846.5	20625	19.44	19.50	0-1
			12	826.5	20415	19.27	19.50	0-1
				836.5	20525	19.27	19.50	0-1
				846.5	20625	19.36	19.50	0-1
			24	826.5	20415	19.31	19.50	0-1
				836.5	20525	19.44	19.50	0-1
				846.5	20625	19.29	19.50	0-1
		12 RB	0	826.5	20415	18.28	18.50	0-2
				836.5	20525	18.39	18.50	0-2
				846.5	20625	18.29	18.50	0-2
			6	826.5	20415	18.32	18.50	0-2
				836.5	20525	18.28	18.50	0-2
				846.5	20625	18.44	18.50	0-2
			13	826.5	20415	18.32	18.50	0-2
				836.5	20525	18.37	18.50	0-2
				846.5	20625	18.26	18.50	0-2
		25RB		826.5	20415	18.35	18.50	0-2
				836.5	20525	18.26	18.50	0-2
				846.5	20625	18.28	18.50	0-2
	64-QAM	1 RB	0	826.5	20415	18.44	18.50	0-2
				836.5	20525	18.40	18.50	0-2
				846.5	20625	18.38	18.50	0-2
			12	826.5	20415	18.27	18.50	0-2
				836.5	20525	18.35	18.50	0-2
				846.5	20625	18.45	18.50	0-2
			24	826.5	20415	18.33	18.50	0-2
				836.5	20525	18.27	18.50	0-2
				846.5	20625	18.28	18.50	0-2
		12 RB	0	826.5	20415	17.40	17.50	0-3
				836.5	20525	17.38	17.50	0-3
				846.5	20625	17.41	17.50	0-3
			6	826.5	20415	17.43	17.50	0-3
				836.5	20525	17.32	17.50	0-3
				846.5	20625	17.33	17.50	0-3
			13	826.5	20415	17.38	17.50	0-3
				836.5	20525	17.28	17.50	0-3
				846.5	20625	17.33	17.50	0-3
		25RB		826.5	20415	17.37	17.50	0-3
				836.5	20525	17.37	17.50	0-3
				846.5	20625	17.32	17.50	0-3
	256-QAM	1 RB	0	826.5	20415	15.30	15.50	0-5
				836.5	20525	15.38	15.50	0-5
				846.5	20625	15.42	15.50	0-5
			12	826.5	20415	15.44	15.50	0-5
				836.5	20525	15.42	15.50	0-5
				846.5	20625	15.35	15.50	0-5
			24	826.5	20415	15.38	15.50	0-5
				836.5	20525	15.35	15.50	0-5
				846.5	20625	15.40	15.50	0-5
		12 RB	0	826.5	20415	15.32	15.50	0-5
				836.5	20525	15.36	15.50	0-5
				846.5	20625	15.41	15.50	0-5
			6	826.5	20415	15.37	15.50	0-5
				836.5	20525	15.43	15.50	0-5
				846.5	20625	15.28	15.50	0-5
			13	826.5	20415	15.41	15.50	0-5
				836.5	20525	15.36	15.50	0-5
				846.5	20625	15.31	15.50	0-5
		25RB		826.5	20415	15.40	15.50	0-5
				836.5	20525	15.26	15.50	0-5
				846.5	20625	15.32	15.50	0-5

FDD Band 5

BW(MHz)	Modulation	RB Size	RB Offset	Frequency (MHz)	Channel	Conducted power (dBm)	Target Power + Max. Tolerance (dBm)	MPR Allowed per 3GPP(dB)
3	QPSK	1 RB	0	825.5	20415	20.43	20.50	0
				836.5	20525	20.32	20.50	0
				847.5	20635	20.34	20.50	0
			7	825.5	20415	20.44	20.50	0
				836.5	20525	20.32	20.50	0
				847.5	20635	20.27	20.50	0
			14	825.5	20415	20.45	20.50	0
				836.5	20525	20.45	20.50	0
				847.5	20635	20.27	20.50	0
		8 RB	0	825.5	20415	19.30	19.50	0-1
				836.5	20525	19.26	19.50	0-1
				847.5	20635	19.41	19.50	0-1
			4	825.5	20415	19.45	19.50	0-1
				836.5	20525	19.31	19.50	0-1
				847.5	20635	19.41	19.50	0-1
			7	825.5	20415	19.42	19.50	0-1
				836.5	20525	19.43	19.50	0-1
				847.5	20635	19.36	19.50	0-1
		15RB		825.5	20415	19.39	19.50	0-1
				836.5	20525	19.27	19.50	0-1
				847.5	20635	19.43	19.50	0-1
	16-QAM	1 RB	0	825.5	20415	19.45	19.50	0-1
				836.5	20525	19.31	19.50	0-1
				847.5	20635	19.39	19.50	0-1
			7	825.5	20415	19.36	19.50	0-1
				836.5	20525	19.31	19.50	0-1
				847.5	20635	19.31	19.50	0-1
			14	825.5	20415	19.32	19.50	0-1
				836.5	20525	19.41	19.50	0-1
				847.5	20635	19.28	19.50	0-1
		8 RB	0	825.5	20415	18.29	18.50	0-2
				836.5	20525	18.33	18.50	0-2
				847.5	20635	18.28	18.50	0-2
			4	825.5	20415	18.32	18.50	0-2
				836.5	20525	18.43	18.50	0-2
				847.5	20635	18.42	18.50	0-2
			7	825.5	20415	18.30	18.50	0-2
				836.5	20525	18.41	18.50	0-2
				847.5	20635	18.38	18.50	0-2
		15RB		825.5	20415	18.33	18.50	0-2
				836.5	20525	18.36	18.50	0-2
				847.5	20635	18.41	18.50	0-2
	64-QAM	1 RB	0	825.5	20415	18.40	18.50	0-2
				836.5	20525	18.36	18.50	0-2
				847.5	20635	18.28	18.50	0-2
			7	825.5	20415	18.41	18.50	0-2
				836.5	20525	18.35	18.50	0-2
				847.5	20635	18.31	18.50	0-2
			14	825.5	20415	18.45	18.50	0-2
				836.5	20525	18.30	18.50	0-2
				847.5	20635	18.32	18.50	0-2
		8 RB	0	825.5	20415	17.37	17.50	0-3
				836.5	20525	17.26	17.50	0-3
				847.5	20635	17.29	17.50	0-3
			4	825.5	20415	17.40	17.50	0-3
				836.5	20525	17.36	17.50	0-3
				847.5	20635	17.40	17.50	0-3
			7	825.5	20415	17.27	17.50	0-3
				836.5	20525	17.39	17.50	0-3
				847.5	20635	17.35	17.50	0-3
		15RB		825.5	20415	17.27	17.50	0-3
				836.5	20525	17.40	17.50	0-3
				847.5	20635	17.38	17.50	0-3
	256-QAM	1 RB	0	825.5	20415	15.38	15.50	0-5
				836.5	20525	15.40	15.50	0-5
				847.5	20635	15.33	15.50	0-5
			7	825.5	20415	15.26	15.50	0-5
				836.5	20525	15.33	15.50	0-5
				847.5	20635	15.26	15.50	0-5
			14	825.5	20415	15.33	15.50	0-5
				836.5	20525	15.38	15.50	0-5
				847.5	20635	15.33	15.50	0-5
		8 RB	0	825.5	20415	15.45	15.50	0-5
				836.5	20525	15.37	15.50	0-5
				847.5	20635	15.27	15.50	0-5
			4	825.5	20415	15.32	15.50	0-5
				836.5	20525	15.41	15.50	0-5
				847.5	20635	15.43	15.50	0-5
			7	825.5	20415	15.41	15.50	0-5
				836.5	20525	15.42	15.50	0-5
				847.5	20635	15.41	15.50	0-5
		15RB		825.5	20415	15.39	15.50	0-5
				836.5	20525	15.35	15.50	0-5
				847.5	20635	15.34	15.50	0-5

FDD Band 5

BW(MHz)	Modulation	RB Size	RB Offset	Frequency (MHz)	Channel	Conducted power (dBm)	Target Power + Max. Tolerance (dBm)	MPR Allowed per 3GPP(dB)
1.4	QPSK	1 RB	0	824.7	20407	20.38	20.50	0
				836.5	20525	20.36	20.50	0
				848.3	20643	20.27	20.50	0
			2	824.7	20407	20.32	20.50	0
				836.5	20525	20.42	20.50	0
				848.3	20643	20.44	20.50	0
			5	824.7	20407	20.40	20.50	0
				836.5	20525	20.26	20.50	0
				848.3	20643	20.40	20.50	0
		3 RB	0	824.7	20407	20.38	20.50	0
				836.5	20525	20.36	20.50	0
				848.3	20643	20.27	20.50	0
			2	824.7	20407	20.43	20.50	0
				836.5	20525	20.44	20.50	0
				848.3	20643	20.44	20.50	0
			3	824.7	20407	20.43	20.50	0
				836.5	20525	20.37	20.50	0
				848.3	20643	20.41	20.50	0
		6RB		824.7	20407	19.45	19.50	0-1
				836.5	20525	19.43	19.50	0-1
				848.3	20643	19.37	19.50	0-1
	16-QAM	1 RB	0	824.7	20407	19.32	19.50	0-1
				836.5	20525	19.41	19.50	0-1
				848.3	20643	19.37	19.50	0-1
			2	824.7	20407	19.43	19.50	0-1
				836.5	20525	19.38	19.50	0-1
				848.3	20643	19.42	19.50	0-1
			5	824.7	20407	19.36	19.50	0-1
				836.5	20525	19.45	19.50	0-1
				848.3	20643	19.29	19.50	0-1
		3 RB	0	824.7	20407	19.43	19.50	0-1
				836.5	20525	19.38	19.50	0-1
				848.3	20643	19.26	19.50	0-1
			2	824.7	20407	19.33	19.50	0-1
				836.5	20525	19.37	19.50	0-1
				848.3	20643	19.34	19.50	0-1
			3	824.7	20407	19.26	19.50	0-1
				836.5	20525	19.38	19.50	0-1
				848.3	20643	19.33	19.50	0-1
		6RB		824.7	20407	18.28	18.50	0-2
				836.5	20525	18.35	18.50	0-2
				848.3	20643	18.44	18.50	0-2
	64-QAM	1 RB	0	824.7	20407	18.42	18.50	0-2
				836.5	20525	18.43	18.50	0-2
				848.3	20643	18.40	18.50	0-2
			2	824.7	20407	18.45	18.50	0-2
				836.5	20525	18.42	18.50	0-2
				848.3	20643	18.35	18.50	0-2
			5	824.7	20407	18.43	18.50	0-2
				836.5	20525	18.35	18.50	0-2
				848.3	20643	18.31	18.50	0-2
		3 RB	0	824.7	20407	18.29	18.50	0-2
				836.5	20525	18.29	18.50	0-2
				848.3	20643	18.32	18.50	0-2
			2	824.7	20407	18.41	18.50	0-2
				836.5	20525	18.36	18.50	0-2
				848.3	20643	18.30	18.50	0-2
			3	824.7	20407	18.40	18.50	0-2
				836.5	20525	18.42	18.50	0-2
				848.3	20643	18.31	18.50	0-2
		6RB		824.7	20407	17.44	17.50	0-3
				836.5	20525	17.41	17.50	0-3
				848.3	20643	17.43	17.50	0-3
	256-QAM	1 RB	0	824.7	20407	15.40	15.50	0-5
				836.5	20525	15.31	15.50	0-5
				848.3	20643	15.38	15.50	0-5
			2	824.7	20407	15.36	15.50	0-5
				836.5	20525	15.40	15.50	0-5
				848.3	20643	15.43	15.50	0-5
			5	824.7	20407	15.30	15.50	0-5
				836.5	20525	15.39	15.50	0-5
				848.3	20643	15.36	15.50	0-5
		3 RB	0	824.7	20407	15.28	15.50	0-5
				836.5	20525	15.36	15.50	0-5
				848.3	20643	15.42	15.50	0-5
			2	824.7	20407	15.32	15.50	0-5
				836.5	20525	15.26	15.50	0-5
				848.3	20643	15.34	15.50	0-5
			3	824.7	20407	15.41	15.50	0-5
				836.5	20525	15.38	15.50	0-5
				848.3	20643	15.36	15.50	0-5
		6RB		824.7	20407	15.40	15.50	0-5
				836.5	20525	15.32	15.50	0-5
				848.3	20643	15.35	15.50	0-5

Unless otherwise stated the results shown in this test report refer only to the sample(s) tested and such sample(s) are retained for 90 days only.
除非另有說明，此報告結果僅對測試之樣品負責，同時此樣品僅保留90天。本報告未經本公司書面許可，不可部份複製。
This document is issued by the Company subject to its General Conditions of Service printed overleaf, available on request or accessible at http://www.sgs.com.tw/Terms-and-Conditions and for electronic format documents, subject to Terms and Conditions for Electronic Documents at http://www.sgs.com.tw/Terms-and-Conditions. Attention is drawn to the limitation of liability, indemnification and jurisdiction issues defined therein. Any holder of this document is advised that information contained hereon reflects the Company's findings at the time of its intervention only and within the limits of Client's instructions, if any. The Company's sole responsibility is to its Client and this document does not exonerate parties to a transaction from exercising all their rights and obligations under the transaction documents. This document cannot be reproduced except in full, without prior written approval of the Company. Any unauthorized alteration, forgery or falsification of the content or appearance of this document is unlawful and offenders may be prosecuted to the fullest extent of the law.

Head_UAT_ENDC with WLAN_Calling

FDD Band 5

BW(MHz)	Modulation	RB Size	RB Offset	Frequency (MHz)	Channel	Conducted power (dBm)	Target Power + Max. Tolerance (dBm)	MPR Allowed per 3GPP(dB)
10	QPSK	1 RB	0	829	20450	19.95	20.00	0
				836.5	20525	19.94	20.00	0
				844	20600	19.91	20.00	0
			25	829	20450	19.81	20.00	0
				836.5	20525	19.78	20.00	0
				844	20600	19.86	20.00	0
			49	829	20450	19.88	20.00	0
				836.5	20525	19.86	20.00	0
				844	20600	19.77	20.00	0
		25 RB	0	829	20450	18.91	19.00	0-1
				836.5	20525	18.83	19.00	0-1
				844	20600	18.87	19.00	0-1
			12	829	20450	18.96	19.00	0-1
				836.5	20525	18.95	19.00	0-1
				844	20600	18.90	19.00	0-1
			25	829	20450	18.93	19.00	0-1
				836.5	20525	18.83	19.00	0-1
				844	20600	18.80	19.00	0-1
		50RB		829	20450	18.95	19.00	0-1
				836.5	20525	18.85	19.00	0-1
				844	20600	18.80	19.00	0-1
	16-QAM	1 RB	0	829	20450	18.76	19.00	0-1
				836.5	20525	18.86	19.00	0-1
				844	20600	18.88	19.00	0-1
			25	829	20450	18.79	19.00	0-1
				836.5	20525	18.73	19.00	0-1
				844	20600	18.78	19.00	0-1
			49	829	20450	18.87	19.00	0-1
				836.5	20525	18.83	19.00	0-1
				844	20600	18.87	19.00	0-1
		25 RB	0	829	20450	17.82	18.00	0-2
				836.5	20525	17.75	18.00	0-2
				844	20600	17.80	18.00	0-2
			12	829	20450	17.80	18.00	0-2
				836.5	20525	17.74	18.00	0-2
				844	20600	17.84	18.00	0-2
			25	829	20450	17.86	18.00	0-2
				836.5	20525	17.91	18.00	0-2
				844	20600	17.92	18.00	0-2
		50RB		829	20450	17.79	18.00	0-2
				836.5	20525	17.74	18.00	0-2
				844	20600	17.86	18.00	0-2
	64-QAM	1 RB	0	829	20450	17.91	18.00	0-2
				836.5	20525	17.96	18.00	0-2
				844	20600	17.78	18.00	0-2
			25	829	20450	17.78	18.00	0-2
				836.5	20525	17.81	18.00	0-2
				844	20600	17.77	18.00	0-2
			49	829	20450	17.86	18.00	0-2
				836.5	20525	17.83	18.00	0-2
				844	20600	17.91	18.00	0-2
		25 RB	0	829	20450	16.83	17.00	0-3
				836.5	20525	16.74	17.00	0-3
				844	20600	16.85	17.00	0-3
			12	829	20450	16.91	17.00	0-3
				836.5	20525	16.77	17.00	0-3
				844	20600	16.83	17.00	0-3
			25	829	20450	16.76	17.00	0-3
				836.5	20525	16.87	17.00	0-3
				844	20600	16.85	17.00	0-3
		50RB		829	20450	16.79	17.00	0-3
				836.5	20525	16.76	17.00	0-3
				844	20600	16.87	17.00	0-3
	256-QAM	1 RB	0	829	20450	14.79	15.00	0-5
				836.5	20525	14.89	15.00	0-5
				844	20600	14.88	15.00	0-5
			25	829	20450	14.86	15.00	0-5
				836.5	20525	14.90	15.00	0-5
				844	20600	14.84	15.00	0-5
			49	829	20450	14.76	15.00	0-5
				836.5	20525	14.87	15.00	0-5
				844	20600	14.74	15.00	0-5
		25 RB	0	829	20450	14.92	15.00	0-5
				836.5	20525	14.74	15.00	0-5
				844	20600	14.88	15.00	0-5
			12	829	20450	14.86	15.00	0-5
				836.5	20525	14.81	15.00	0-5
				844	20600	14.78	15.00	0-5
			25	829	20450	14.85	15.00	0-5
				836.5	20525	14.85	15.00	0-5
				844	20600	14.88	15.00	0-5
		50RB		829	20450	14.77	15.00	0-5
				836.5	20525	14.91	15.00	0-5
				844	20600	14.85	15.00	0-5

FDD Band 5

BW(MHz)	Modulation	RB Size	RB Offset	Frequency (MHz)	Channel	Conducted power (dBm)	Target Power + Max. Tolerance (dBm)	MPR Allowed per 3GPP(dB)
5	QPSK	1 RB	0	826.5	20415	19.89	20.00	0
				836.5	20525	19.89	20.00	0
				846.5	20625	19.88	20.00	0
			12	826.5	20415	19.81	20.00	0
				836.5	20525	19.89	20.00	0
				846.5	20625	19.84	20.00	0
			24	826.5	20415	19.92	20.00	0
				836.5	20525	19.81	20.00	0
				846.5	20625	19.75	20.00	0
		12 RB	0	826.5	20415	18.86	19.00	0-1
				836.5	20525	18.84	19.00	0-1
				846.5	20625	18.88	19.00	0-1
			6	826.5	20415	18.89	19.00	0-1
				836.5	20525	18.92	19.00	0-1
				846.5	20625	18.87	19.00	0-1
			13	826.5	20415	18.76	19.00	0-1
				836.5	20525	18.77	19.00	0-1
				846.5	20625	18.75	19.00	0-1
		25RB		826.5	20415	18.78	19.00	0-1
				836.5	20525	18.81	19.00	0-1
				846.5	20625	18.80	19.00	0-1
	16-QAM	1 RB	0	826.5	20415	18.78	19.00	0-1
				836.5	20525	18.89	19.00	0-1
				846.5	20625	18.92	19.00	0-1
			12	826.5	20415	18.66	19.00	0-1
				836.5	20525	18.79	19.00	0-1
				846.5	20625	18.74	19.00	0-1
			24	826.5	20415	18.80	19.00	0-1
				836.5	20525	18.70	19.00	0-1
				846.5	20625	18.91	19.00	0-1
		12 RB	0	826.5	20415	17.77	18.00	0-2
				836.5	20525	17.85	18.00	0-2
				846.5	20625	17.82	18.00	0-2
			6	826.5	20415	17.84	18.00	0-2
				836.5	20525	17.81	18.00	0-2
				846.5	20625	17.81	18.00	0-2
			13	826.5	20415	17.91	18.00	0-2
				836.5	20525	17.78	18.00	0-2
				846.5	20625	17.80	18.00	0-2
		25RB		826.5	20415	17.75	18.00	0-2
				836.5	20525	17.85	18.00	0-2
				846.5	20625	17.82	18.00	0-2
	64-QAM	1 RB	0	826.5	20415	17.80	18.00	0-2
				836.5	20525	17.76	18.00	0-2
				846.5	20625	17.87	18.00	0-2
			12	826.5	20415	17.89	18.00	0-2
				836.5	20525	17.83	18.00	0-2
				846.5	20625	17.77	18.00	0-2
			24	826.5	20415	17.84	18.00	0-2
				836.5	20525	17.89	18.00	0-2
				846.5	20625	17.73	18.00	0-2
		12 RB	0	826.5	20415	16.74	17.00	0-3
				836.5	20525	16.84	17.00	0-3
				846.5	20625	16.89	17.00	0-3
			6	826.5	20415	16.87	17.00	0-3
				836.5	20525	16.75	17.00	0-3
				846.5	20625	16.84	17.00	0-3
			13	826.5	20415	16.84	17.00	0-3
				836.5	20525	16.85	17.00	0-3
				846.5	20625	16.76	17.00	0-3
		25RB		826.5	20415	16.74	17.00	0-3
				836.5	20525	16.83	17.00	0-3
				846.5	20625	16.84	17.00	0-3
	256-QAM	1 RB	0	826.5	20415	14.84	15.00	0-5
				836.5	20525	14.80	15.00	0-5
				846.5	20625	14.87	15.00	0-5
			12	826.5	20415	14.84	15.00	0-5
				836.5	20525	14.86	15.00	0-5
				846.5	20625	14.83	15.00	0-5
			24	826.5	20415	14.82	15.00	0-5
				836.5	20525	14.85	15.00	0-5
				846.5	20625	14.73	15.00	0-5
		12 RB	0	826.5	20415	14.74	15.00	0-5
				836.5	20525	14.82	15.00	0-5
				846.5	20625	14.82	15.00	0-5
			6	826.5	20415	14.76	15.00	0-5
				836.5	20525	14.82	15.00	0-5
				846.5	20625	14.86	15.00	0-5
			13	826.5	20415	14.79	15.00	0-5
				836.5	20525	14.88	15.00	0-5
				846.5	20625	14.73	15.00	0-5
		25RB		826.5	20415	14.88	15.00	0-5
				836.5	20525	14.74	15.00	0-5
				846.5	20625	14.84	15.00	0-5

FDD Band 5

BW(MHz)	Modulation	RB Size	RB Offset	Frequency (MHz)	Channel	Conducted power (dBm)	Target Power + Max. Tolerance (dBm)	MPR Allowed per 3GPP(dB)
3	QPSK	1 RB	0	825.5	20415	19.77	20.00	0
				836.5	20525	19.80	20.00	0
				847.5	20635	19.83	20.00	0
			7	825.5	20415	19.85	20.00	0
				836.5	20525	19.83	20.00	0
				847.5	20635	19.75	20.00	0
			14	825.5	20415	19.81	20.00	0
				836.5	20525	19.82	20.00	0
				847.5	20635	19.89	20.00	0
		8 RB	0	825.5	20415	18.83	19.00	0-1
				836.5	20525	18.85	19.00	0-1
				847.5	20635	18.80	19.00	0-1
			4	825.5	20415	18.78	19.00	0-1
				836.5	20525	18.88	19.00	0-1
				847.5	20635	18.86	19.00	0-1
			7	825.5	20415	18.73	19.00	0-1
				836.5	20525	18.82	19.00	0-1
				847.5	20635	18.79	19.00	0-1
		15RB		825.5	20415	18.80	19.00	0-1
				836.5	20525	18.78	19.00	0-1
				847.5	20635	18.77	19.00	0-1
	16-QAM	1 RB	0	825.5	20415	18.82	19.00	0-1
				836.5	20525	18.83	19.00	0-1
				847.5	20635	18.87	19.00	0-1
			7	825.5	20415	18.76	19.00	0-1
				836.5	20525	18.83	19.00	0-1
				847.5	20635	18.77	19.00	0-1
			14	825.5	20415	18.87	19.00	0-1
				836.5	20525	18.78	19.00	0-1
				847.5	20635	18.85	19.00	0-1
		8 RB	0	825.5	20415	17.75	18.00	0-2
				836.5	20525	17.86	18.00	0-2
				847.5	20635	17.73	18.00	0-2
			4	825.5	20415	17.75	18.00	0-2
				836.5	20525	17.92	18.00	0-2
				847.5	20635	17.76	18.00	0-2
			7	825.5	20415	17.81	18.00	0-2
				836.5	20525	17.85	18.00	0-2
				847.5	20635	17.85	18.00	0-2
		15RB		825.5	20415	17.82	18.00	0-2
				836.5	20525	17.75	18.00	0-2
				847.5	20635	17.87	18.00	0-2
	64-QAM	1 RB	0	825.5	20415	17.74	18.00	0-2
				836.5	20525	17.90	18.00	0-2
				847.5	20635	17.84	18.00	0-2
			7	825.5	20415	17.87	18.00	0-2
				836.5	20525	17.78	18.00	0-2
				847.5	20635	17.80	18.00	0-2
			14	825.5	20415	17.80	18.00	0-2
				836.5	20525	17.82	18.00	0-2
				847.5	20635	17.84	18.00	0-2
		8 RB	0	825.5	20415	16.91	17.00	0-3
				836.5	20525	16.84	17.00	0-3
				847.5	20635	16.79	17.00	0-3
			4	825.5	20415	16.79	17.00	0-3
				836.5	20525	16.87	17.00	0-3
				847.5	20635	16.87	17.00	0-3
			7	825.5	20415	16.81	17.00	0-3
				836.5	20525	16.82	17.00	0-3
				847.5	20635	16.81	17.00	0-3
		15RB		825.5	20415	16.86	17.00	0-3
				836.5	20525	16.73	17.00	0-3
				847.5	20635	16.73	17.00	0-3
	256-QAM	1 RB	0	825.5	20415	14.87	15.00	0-5
				836.5	20525	14.83	15.00	0-5
				847.5	20635	14.80	15.00	0-5
			7	825.5	20415	14.92	15.00	0-5
				836.5	20525	14.92	15.00	0-5
				847.5	20635	14.84	15.00	0-5
			14	825.5	20415	14.85	15.00	0-5
				836.5	20525	14.89	15.00	0-5
				847.5	20635	14.78	15.00	0-5
		8 RB	0	825.5	20415	14.77	15.00	0-5
				836.5	20525	14.87	15.00	0-5
				847.5	20635	14.89	15.00	0-5
			4	825.5	20415	14.77	15.00	0-5
				836.5	20525	14.83	15.00	0-5
				847.5	20635	14.80	15.00	0-5
			7	825.5	20415	14.85	15.00	0-5
				836.5	20525	14.90	15.00	0-5
				847.5	20635	14.81	15.00	0-5
		15RB		825.5	20415	14.87	15.00	0-5
				836.5	20525	14.87	15.00	0-5
				847.5	20635	14.78	15.00	0-5

FDD Band 5

BW(MHz)	Modulation	RB Size	RB Offset	Frequency (MHz)	Channel	Conducted power (dBm)	Target Power + Max. Tolerance (dBm)	MPR Allowed per 3GPP(dB)
1.4	QPSK	1 RB	0	824.7	20407	19.78	20.00	0
				836.5	20525	19.84	20.00	0
				848.3	20643	19.87	20.00	0
			2	824.7	20407	19.86	20.00	0
				836.5	20525	19.89	20.00	0
				848.3	20643	19.80	20.00	0
			5	824.7	20407	19.88	20.00	0
				836.5	20525	19.81	20.00	0
				848.3	20643	19.82	20.00	0
		3 RB	0	824.7	20407	19.92	20.00	0
				836.5	20525	19.75	20.00	0
				848.3	20643	19.80	20.00	0
			2	824.7	20407	19.84	20.00	0
				836.5	20525	19.73	20.00	0
				848.3	20643	19.84	20.00	0
			3	824.7	20407	19.84	20.00	0
				836.5	20525	19.77	20.00	0
				848.3	20643	19.83	20.00	0
		6RB		824.7	20407	18.86	19.00	0-1
				836.5	20525	18.74	19.00	0-1
				848.3	20643	18.79	19.00	0-1
	16-QAM	1 RB	0	824.7	20407	18.88	19.00	0-1
				836.5	20525	18.77	19.00	0-1
				848.3	20643	18.87	19.00	0-1
			2	824.7	20407	18.82	19.00	0-1
				836.5	20525	18.82	19.00	0-1
				848.3	20643	18.83	19.00	0-1
			5	824.7	20407	18.73	19.00	0-1
				836.5	20525	18.88	19.00	0-1
				848.3	20643	18.77	19.00	0-1
		3 RB	0	824.7	20407	18.87	19.00	0-1
				836.5	20525	18.92	19.00	0-1
				848.3	20643	18.78	19.00	0-1
			2	824.7	20407	18.82	19.00	0-1
				836.5	20525	18.78	19.00	0-1
				848.3	20643	18.74	19.00	0-1
			3	824.7	20407	18.82	19.00	0-1
				836.5	20525	18.79	19.00	0-1
				848.3	20643	18.92	19.00	0-1
		6RB		824.7	20407	17.77	18.00	0-2
				836.5	20525	17.92	18.00	0-2
				848.3	20643	17.78	18.00	0-2
	64-QAM	1 RB	0	824.7	20407	17.84	18.00	0-2
				836.5	20525	17.77	18.00	0-2
				848.3	20643	17.92	18.00	0-2
			2	824.7	20407	17.87	18.00	0-2
				836.5	20525	17.88	18.00	0-2
				848.3	20643	17.80	18.00	0-2
			5	824.7	20407	17.74	18.00	0-2
				836.5	20525	17.78	18.00	0-2
				848.3	20643	17.86	18.00	0-2
		3 RB	0	824.7	20407	17.82	18.00	0-2
				836.5	20525	17.81	18.00	0-2
				848.3	20643	17.83	18.00	0-2
			2	824.7	20407	17.92	18.00	0-2
				836.5	20525	17.82	18.00	0-2
				848.3	20643	17.75	18.00	0-2
			3	824.7	20407	17.88	18.00	0-2
				836.5	20525	17.81	18.00	0-2
				848.3	20643	17.75	18.00	0-2
		6RB		824.7	20407	16.75	17.00	0-3
				836.5	20525	16.81	17.00	0-3
				848.3	20643	16.81	17.00	0-3
	256-QAM	1 RB	0	824.7	20407	14.89	15.00	0-5
				836.5	20525	14.87	15.00	0-5
				848.3	20643	14.77	15.00	0-5
			2	824.7	20407	14.80	15.00	0-5
				836.5	20525	14.89	15.00	0-5
				848.3	20643	14.74	15.00	0-5
			5	824.7	20407	14.91	15.00	0-5
				836.5	20525	14.77	15.00	0-5
				848.3	20643	14.89	15.00	0-5
		3 RB	0	824.7	20407	14.78	15.00	0-5
				836.5	20525	14.92	15.00	0-5
				848.3	20643	14.82	15.00	0-5
			2	824.7	20407	14.84	15.00	0-5
				836.5	20525	14.80	15.00	0-5
				848.3	20643	14.92	15.00	0-5
			3	824.7	20407	14.83	15.00	0-5
				836.5	20525	14.77	15.00	0-5
				848.3	20643	14.92	15.00	0-5
		6RB		824.7	20407	14.90	15.00	0-5
				836.5	20525	14.80	15.00	0-5
				848.3	20643	14.86	15.00	0-5

Unless otherwise stated the results shown in this test report refer only to the sample(s) tested and such sample(s) are retained for 90 days only.
除非另有說明，此報告結果僅對測試之樣品負責，同時此樣品僅保留90天。本報告未經本公司書面許可，不可部份複製。
This document is issued by the Company subject to its General Conditions of Service printed overleaf, available on request or accessible at http://www.sgs.com.tw/Terms-and-Conditions and for electronic format documents, subject to Terms and Conditions for Electronic Documents at http://www.sgs.com.tw/Terms-and-Conditions. Attention is drawn to the limitation of liability, indemnification and jurisdiction issues defined therein. Any holder of this document is advised that information contained hereon reflects the Company's findings at the time of its intervention only and within the limits of Client's instructions, if any. The Company's sole responsibility is to its Client and this document does not exonerate parties to a transaction from exercising all their rights and obligations under the transaction documents. This document cannot be reproduced except in full, without prior written approval of the Company. Any unauthorized alteration, forgery or falsification of the content or appearance of this document is unlawful and offenders may be prosecuted to the fullest extent of the law.

Hotspot_LAT_ENDC with WLAN Camera

FDD Band 5								
BW(MHz)	Modulation	RB Size	RB Offset	Frequency (MHz)	Channel	Conducted power (dBm)	Target Power + Max. Tolerance (dBm)	MPR Allowed per 3GPP(dB)
10	QPSK	1 RB	0	829	20450	19.41	19.50	0
				836.5	20525	19.36	19.50	0
				844	20600	19.39	19.50	0
			25	829	20450	19.32	19.50	0
				836.5	20525	19.33	19.50	0
				844	20600	19.37	19.50	0
			49	829	20450	19.28	19.50	0
				836.5	20525	19.29	19.50	0
				844	20600	19.38	19.50	0
		25 RB	0	829	20450	18.35	18.50	0-1
				836.5	20525	18.28	18.50	0-1
				844	20600	18.36	18.50	0-1
			12	829	20450	18.46	18.50	0-1
				836.5	20525	18.42	18.50	0-1
				844	20600	18.38	18.50	0-1
			25	829	20450	18.36	18.50	0-1
				836.5	20525	18.36	18.50	0-1
				844	20600	18.29	18.50	0-1
		50RB		829	20450	18.46	18.50	0-1
				836.5	20525	18.27	18.50	0-1
				844	20600	18.37	18.50	0-1
	16-QAM	1 RB	0	829	20450	18.28	18.50	0-1
				836.5	20525	18.37	18.50	0-1
				844	20600	18.20	18.50	0-1
			25	829	20450	18.33	18.50	0-1
				836.5	20525	18.31	18.50	0-1
				844	20600	18.32	18.50	0-1
			49	829	20450	18.20	18.50	0-1
				836.5	20525	18.26	18.50	0-1
				844	20600	18.37	18.50	0-1
		25 RB	0	829	20450	17.37	17.50	0-2
				836.5	20525	17.24	17.50	0-2
				844	20600	17.36	17.50	0-2
			12	829	20450	17.25	17.50	0-2
				836.5	20525	17.21	17.50	0-2
				844	20600	17.29	17.50	0-2
			25	829	20450	17.34	17.50	0-2
				836.5	20525	17.33	17.50	0-2
				844	20600	17.22	17.50	0-2
		50RB		829	20450	17.26	17.50	0-2
				836.5	20525	17.31	17.50	0-2
				844	20600	17.18	17.50	0-2
	64-QAM	1 RB	0	829	20450	17.26	17.50	0-2
				836.5	20525	17.37	17.50	0-2
				844	20600	17.26	17.50	0-2
			25	829	20450	17.25	17.50	0-2
				836.5	20525	17.27	17.50	0-2
				844	20600	17.21	17.50	0-2
			49	829	20450	17.35	17.50	0-2
				836.5	20525	17.23	17.50	0-2
				844	20600	17.34	17.50	0-2
		25 RB	0	829	20450	16.27	16.50	0-3
				836.5	20525	16.27	16.50	0-3
				844	20600	16.35	16.50	0-3
			12	829	20450	16.31	16.50	0-3
				836.5	20525	16.24	16.50	0-3
				844	20600	16.18	16.50	0-3
			25	829	20450	16.24	16.50	0-3
				836.5	20525	16.33	16.50	0-3
				844	20600	16.27	16.50	0-3
		50RB		829	20450	16.18	16.50	0-3
				836.5	20525	16.26	16.50	0-3
				844	20600	16.31	16.50	0-3
	256-QAM	1 RB	0	829	20450	14.29	14.50	0-5
				836.5	20525	14.25	14.50	0-5
				844	20600	14.24	14.50	0-5
			25	829	20450	14.18	14.50	0-5
				836.5	20525	14.20	14.50	0-5
				844	20600	14.22	14.50	0-5
			49	829	20450	14.19	14.50	0-5
				836.5	20525	14.20	14.50	0-5
				844	20600	14.23	14.50	0-5
		25 RB	0	829	20450	14.36	14.50	0-5
				836.5	20525	14.24	14.50	0-5
				844	20600	14.22	14.50	0-5
			12	829	20450	14.16	14.50	0-5
				836.5	20525	14.25	14.50	0-5
				844	20600	14.21	14.50	0-5
			25	829	20450	14.24	14.50	0-5
				836.5	20525	14.29	14.50	0-5
				844	20600	14.37	14.50	0-5
		50RB		829	20450	14.27	14.50	0-5
				836.5	20525	14.25	14.50	0-5
				844	20600	14.20	14.50	0-5

FDD Band 5								
BW(MHz)	Modulation	RB Size	RB Offset	Frequency (MHz)	Channel	Conducted power (dBm)	Target Power + Max. Tolerance (dBm)	MPR Allowed per 3GPP(dB)
5	QPSK	1 RB	0	826.5	20425	19.30	19.50	0
				836.5	20525	19.21	19.50	0
				846.5	20625	19.34	19.50	0
			12	826.5	20425	19.19	19.50	0
				836.5	20525	19.20	19.50	0
				846.5	20625	19.18	19.50	0
			24	826.5	20425	19.34	19.50	0
				836.5	20525	19.23	19.50	0
				846.5	20625	19.19	19.50	0
		12 RB	0	826.5	20425	18.32	18.50	0-1
				836.5	20525	18.21	18.50	0-1
				846.5	20625	18.24	18.50	0-1
			6	826.5	20425	18.24	18.50	0-1
				836.5	20525	18.35	18.50	0-1
				846.5	20625	18.24	18.50	0-1
			13	826.5	20425	18.29	18.50	0-1
				836.5	20525	18.34	18.50	0-1
				846.5	20625	18.18	18.50	0-1
		25RB		826.5	20425	18.18	18.50	0-1
				836.5	20525	18.36	18.50	0-1
				846.5	20625	18.31	18.50	0-1
	16-QAM	1 RB	0	826.5	20425	18.19	18.50	0-1
				836.5	20525	18.32	18.50	0-1
				846.5	20625	18.18	18.50	0-1
			12	826.5	20425	18.19	18.50	0-1
				836.5	20525	18.23	18.50	0-1
				846.5	20625	18.33	18.50	0-1
			24	826.5	20425	18.24	18.50	0-1
				836.5	20525	18.32	18.50	0-1
				846.5	20625	18.37	18.50	0-1
		12 RB	0	826.5	20425	17.18	17.50	0-2
				836.5	20525	17.26	17.50	0-2
				846.5	20625	17.26	17.50	0-2
			6	826.5	20425	17.24	17.50	0-2
				836.5	20525	17.30	17.50	0-2
				846.5	20625	17.24	17.50	0-2
			13	826.5	20425	17.36	17.50	0-2
				836.5	20525	17.34	17.50	0-2
				846.5	20625	17.21	17.50	0-2
		25RB		826.5	20425	17.22	17.50	0-2
				836.5	20525	17.27	17.50	0-2
				846.5	20625	17.24	17.50	0-2
	64-QAM	1 RB	0	826.5	20425	17.34	17.50	0-2
				836.5	20525	17.37	17.50	0-2
				846.5	20625	17.24	17.50	0-2
			12	826.5	20425	17.19	17.50	0-2
				836.5	20525	17.37	17.50	0-2
				846.5	20625	17.23	17.50	0-2
			24	826.5	20425	17.31	17.50	0-2
				836.5	20525	17.30	17.50	0-2
				846.5	20625	17.20	17.50	0-2
		12 RB	0	826.5	20425	16.23	16.50	0-3
				836.5	20525	16.18	16.50	0-3
				846.5	20625	16.26	16.50	0-3
			6	826.5	20425	16.30	16.50	0-3
				836.5	20525	16.36	16.50	0-3
				846.5	20625	16.24	16.50	0-3
			13	826.5	20425	16.28	16.50	0-3
				836.5	20525	16.28	16.50	0-3
				846.5	20625	16.33	16.50	0-3
		25RB		826.5	20425	16.27	16.50	0-3
				836.5	20525	16.37	16.50	0-3
				846.5	20625	16.36	16.50	0-3
	256-QAM	1 RB	0	826.5	20425	14.24	14.50	0-5
				836.5	20525	14.35	14.50	0-5
				846.5	20625	14.29	14.50	0-5
			12	826.5	20425	14.24	14.50	0-5
				836.5	20525	14.20	14.50	0-5
				846.5	20625	14.34	14.50	0-5
			24	826.5	20425	14.32	14.50	0-5
				836.5	20525	14.27	14.50	0-5
				846.5	20625	14.22	14.50	0-5
		12 RB	0	826.5	20425	14.20	14.50	0-5
				836.5	20525	14.25	14.50	0-5
				846.5	20625	14.23	14.50	0-5
			6	826.5	20425	14.37	14.50	0-5
				836.5	20525	14.20	14.50	0-5
				846.5	20625	14.24	14.50	0-5
			13	826.5	20425	14.20	14.50	0-5
				836.5	20525	14.37	14.50	0-5
				846.5	20625	14.28	14.50	0-5
		25RB		826.5	20425	14.23	14.50	0-5
				836.5	20525	14.19	14.50	0-5
				846.5	20625	14.24	14.50	0-5

FDD Band 5								
BW(MHz)	Modulation	RB Size	RB Offset	Frequency (MHz)	Channel	Conducted power (dBm)	Target Power + Max. Tolerance (dBm)	MPR Allowed per 3GPP(dB)
3	QPSK	1 RB	0	825.5	20415	19.21	19.50	0
				836.5	20525	19.27	19.50	0
				847.5	20635	19.20	19.50	0
			7	825.5	20415	19.30	19.50	0
				836.5	20525	19.30	19.50	0
				847.5	20635	19.25	19.50	0
			14	825.5	20415	19.21	19.50	0
				836.5	20525	19.33	19.50	0
				847.5	20635	19.19	19.50	0
		8 RB	0	825.5	20415	18.36	18.50	0-1
				836.5	20525	18.31	18.50	0-1
				847.5	20635	18.34	18.50	0-1
			4	825.5	20415	18.29	18.50	0-1
				836.5	20525	18.24	18.50	0-1
				847.5	20635	18.34	18.50	0-1
			7	825.5	20415	18.22	18.50	0-1
				836.5	20525	18.26	18.50	0-1
				847.5	20635	18.26	18.50	0-1
		15RB		825.5	20415	18.35	18.50	0-1
				836.5	20525	18.27	18.50	0-1
				847.5	20635	18.23	18.50	0-1
	16-QAM	1 RB	0	825.5	20415	18.29	18.50	0-1
				836.5	20525	18.26	18.50	0-1
				847.5	20635	18.30	18.50	0-1
			7	825.5	20415	18.29	18.50	0-1
				836.5	20525	18.37	18.50	0-1
				847.5	20635	18.35	18.50	0-1
			14	825.5	20415	18.22	18.50	0-1
				836.5	20525	18.18	18.50	0-1
				847.5	20635	18.31	18.50	0-1
		8 RB	0	825.5	20415	17.28	17.50	0-2
				836.5	20525	17.31	17.50	0-2
				847.5	20635	17.29	17.50	0-2
			4	825.5	20415	17.28	17.50	0-2
				836.5	20525	17.19	17.50	0-2
				847.5	20635	17.30	17.50	0-2
			7	825.5	20415	17.33	17.50	0-2
				836.5	20525	17.20	17.50	0-2
				847.5	20635	17.18	17.50	0-2
		15RB		825.5	20415	17.18	17.50	0-2
				836.5	20525	17.27	17.50	0-2
				847.5	20635	17.35	17.50	0-2
	64-QAM	1 RB	0	825.5	20415	17.23	17.50	0-2
				836.5	20525	17.31	17.50	0-2
				847.5	20635	17.23	17.50	0-2
			7	825.5	20415	17.19	17.50	0-2
				836.5	20525	17.33	17.50	0-2
				847.5	20635	17.20	17.50	0-2
			14	825.5	20415	17.37	17.50	0-2
				836.5	20525	17.19	17.50	0-2
				847.5	20635	17.26	17.50	0-2
		8 RB	0	825.5	20415	16.23	16.50	0-3
				836.5	20525	16.31	16.50	0-3
				847.5	20635	16.26	16.50	0-3
			4	825.5	20415	16.18	16.50	0-3
				836.5	20525	16.26	16.50	0-3
				847.5	20635	16.32	16.50	0-3
			7	825.5	20415	16.31	16.50	0-3
				836.5	20525	16.24	16.50	0-3
				847.5	20635	16.24	16.50	0-3
		15RB		825.5	20415	16.32	16.50	0-3
				836.5	20525	16.30	16.50	0-3
				847.5	20635	16.25	16.50	0-3
	256-QAM	1 RB	0	825.5	20415	14.22	14.50	0-5
				836.5	20525	14.19	14.50	0-5
				847.5	20635	14.35	14.50	0-5
			7	825.5	20415	14.35	14.50	0-5
				836.5	20525	14.20	14.50	0-5
				847.5	20635	14.34	14.50	0-5
			14	825.5	20415	14.37	14.50	0-5
				836.5	20525	14.31	14.50	0-5
				847.5	20635	14.26	14.50	0-5
		8 RB	0	825.5	20415	14.24	14.50	0-5
				836.5	20525	14.25	14.50	0-5
				847.5	20635	14.34	14.50	0-5
			4	825.5	20415	14.28	14.50	0-5
				836.5	20525	14.36	14.50	0-5
				847.5	20635	14.36	14.50	0-5
			7	825.5	20415	14.21	14.50	0-5
				836.5	20525	14.27	14.50	0-5
				847.5	20635	14.21	14.50	0-5
		15RB		825.5	20415	14.27	14.50	0-5
				836.5	20525	14.23	14.50	0-5
				847.5	20635	14.37	14.50	0-5

FDD Band 5								
BW(MHz)	Modulation	RB Size	RB Offset	Frequency (MHz)	Channel	Conducted power (dBm)	Target Power + Max. Tolerance (dBm)	MPR Allowed per 3GPP(dB)
1.4	QPSK	1 RB	0	824.7	20407	19.28	19.50	0
				836.5	20525	19.32	19.50	0
				848.3	20643	19.25	19.50	0
			2	824.7	20407	19.23	19.50	0
				836.5	20525	19.19	19.50	0
				848.3	20643	19.20	19.50	0
			5	824.7	20407	19.33	19.50	0
				836.5	20525	19.33	19.50	0
				848.3	20643	19.32	19.50	0
		3 RB	0	824.7	20407	19.30	19.50	0
				836.5	20525	19.32	19.50	0
				848.3	20643	19.31	19.50	0
			2	824.7	20407	19.18	19.50	0
				836.5	20525	19.30	19.50	0
				848.3	20643	19.34	19.50	0
			3	824.7	20407	19.23	19.50	0
				836.5	20525	19.26	19.50	0
				848.3	20643	19.37	19.50	0
		6RB		824.7	20407	18.30	18.50	0-1
				836.5	20525	18.24	18.50	0-1
				848.3	20643	18.32	18.50	0-1
	16-QAM	1 RB	0	824.7	20407	18.25	18.50	0-1
				836.5	20525	18.20	18.50	0-1
				848.3	20643	18.28	18.50	0-1
			2	824.7	20407	18.19	18.50	0-1
				836.5	20525	18.35	18.50	0-1
				848.3	20643	18.21	18.50	0-1
			5	824.7	20407	18.19	18.50	0-1
				836.5	20525	18.34	18.50	0-1
				848.3	20643	18.20	18.50	0-1
		3 RB	0	824.7	20407	18.22	18.50	0-1
				836.5	20525	18.32	18.50	0-1
				848.3	20643	18.23	18.50	0-1
			2	824.7	20407	18.22	18.50	0-1
				836.5	20525	18.18	18.50	0-1
				848.3	20643	18.36	18.50	0-1
			3	824.7	20407	18.24	18.50	0-1
				836.5	20525	18.18	18.50	0-1
				848.3	20643	18.30	18.50	0-1
		6RB		824.7	20407	17.29	17.50	0-2
				836.5	20525	17.25	17.50	0-2
				848.3	20643	17.20	17.50	0-2
	64-QAM	1 RB	0	824.7	20407	17.21	17.50	0-2
				836.5	20525	17.21	17.50	0-2
				848.3	20643	17.34	17.50	0-2
			2	824.7	20407	17.28	17.50	0-2
				836.5	20525	17.27	17.50	0-2
				848.3	20643	17.35	17.50	0-2
			5	824.7	20407	17.27	17.50	0-2
				836.5	20525	17.33	17.50	0-2
				848.3	20643	17.24	17.50	0-2
		3 RB	0	824.7	20407	17.33	17.50	0-2
				836.5	20525	17.25	17.50	0-2
				848.3	20643	17.21	17.50	0-2
			2	824.7	20407	17.32	17.50	0-2
				836.5	20525	17.20	17.50	0-2
				848.3	20643	17.22	17.50	0-2
			3	824.7	20407	17.19	17.50	0-2
				836.5	20525	17.32	17.50	0-2
				848.3	20643	17.35	17.50	0-2
		6RB		824.7	20407	16.30	16.50	0-3
				836.5	20525	16.26	16.50	0-3
				848.3	20643	16.21	16.50	0-3
	256-QAM	1 RB	0	824.7	20407	14.36	14.50	0-5
				836.5	20525	14.22	14.50	0-5
				848.3	20643	14.27	14.50	0-5
			2	824.7	20407	14.27	14.50	0-5
				836.5	20525	14.37	14.50	0-5
				848.3	20643	14.36	14.50	0-5
			5	824.7	20407	14.33	14.50	0-5
				836.5	20525	14.29	14.50	0-5
				848.3	20643	14.19	14.50	0-5
		3 RB	0	824.7	20407	14.27	14.50	0-5
				836.5	20525	14.33	14.50	0-5
				848.3	20643	14.18	14.50	0-5
			2	824.7	20407	14.24	14.50	0-5
				836.5	20525	14.27	14.50	0-5
				848.3	20643	14.20	14.50	0-5
			3	824.7	20407	14.22	14.50	0-5
				836.5	20525	14.31	14.50	0-5
				848.3	20643	14.31	14.50	0-5
		6RB		824.7	20407	14.26	14.50	0-5
				836.5	20525	14.23	14.50	0-5
				848.3	20643	14.28	14.50	0-5

Unless otherwise stated the results shown in this test report refer only to the sample(s) tested and such sample(s) are retained for 90 days only.
除非另有說明，此報告結果僅對測試之樣品負責，同時此樣品僅保留90天。本報告未經本公司書面許可，不可部份複製。
This document is issued by the Company subject to its General Conditions of Service printed overleaf, available on request or accessible at http://www.sgs.com.tw/Terms-and-Conditions and for electronic format documents, subject to Terms and Conditions for Electronic Documents at http://www.sgs.com.tw/Terms-and-Conditions. Attention is drawn to the limitation of liability, indemnification and jurisdiction issues defined therein. Any holder of this document is advised that information contained hereon reflects the Company's findings at the time of its intervention only and within the limits of Client's instructions, if any. The Company's sole responsibility is to its Client and this document does not exonerate parties to a transaction from exercising all their rights and obligations under the transaction documents. This document cannot be reproduced except in full, without prior written approval of the Company. Any unauthorized alteration, forgery or falsification of the content or appearance of this document is unlawful and offenders may be prosecuted to the fullest extent of the law.

Head/Body_LAT ENDC without WLAN & Body_UAT ENDC without WLAN

FDD Band 5

BW(MHz)	Modulation	RB Size	RB Offset	Frequency (MHz)	Channel	Conducted power (dBm)	Target Power + Max. Tolerance (dBm)	MPR Allowed per 3GPP(dB)
10	QPSK	1 RB	0	829	20450	23.03	24.50	0
				836.5	20525	23.09	24.50	0
				844	20600	22.98	24.50	0
			25	829	20450	22.95	24.50	0
				836.5	20525	22.91	24.50	0
				844	20600	22.79	24.50	0
			49	829	20450	22.87	24.50	0
				836.5	20525	23.07	24.50	0
				844	20600	22.54	24.50	0
		25 RB	0	829	20450	22.15	23.50	0-1
				836.5	20525	22.18	23.50	0-1
				844	20600	22.16	23.50	0-1
			12	829	20450	22.11	23.50	0-1
				836.5	20525	22.07	23.50	0-1
				844	20600	22.00	23.50	0-1
			25	829	20450	22.14	23.50	0-1
				836.5	20525	22.15	23.50	0-1
				844	20600	22.13	23.50	0-1
		50RB		829	20450	22.22	23.50	0-1
				836.5	20525	22.17	23.50	0-1
				844	20600	22.05	23.50	0-1
	16-QAM	1 RB	0	829	20450	22.36	23.50	0-1
				836.5	20525	22.75	23.50	0-1
				844	20600	22.33	23.50	0-1
			25	829	20450	22.29	23.50	0-1
				836.5	20525	22.19	23.50	0-1
				844	20600	22.47	23.50	0-1
			49	829	20450	21.92	23.50	0-1
				836.5	20525	22.26	23.50	0-1
				844	20600	22.28	23.50	0-1
		25 RB	0	829	20450	21.17	22.50	0-2
				836.5	20525	21.04	22.50	0-2
				844	20600	20.98	22.50	0-2
			12	829	20450	21.15	22.50	0-2
				836.5	20525	21.08	22.50	0-2
				844	20600	21.09	22.50	0-2
			25	829	20450	21.13	22.50	0-2
				836.5	20525	21.00	22.50	0-2
				844	20600	21.13	22.50	0-2
		50RB		829	20450	21.21	22.50	0-2
				836.5	20525	21.08	22.50	0-2
				844	20600	21.03	22.50	0-2
	64-QAM	1 RB	0	829	20450	21.00	22.50	0-2
				836.5	20525	20.99	22.50	0-2
				844	20600	20.94	22.50	0-2
			25	829	20450	20.87	22.50	0-2
				836.5	20525	20.89	22.50	0-2
				844	20600	20.88	22.50	0-2
			49	829	20450	20.89	22.50	0-2
				836.5	20525	20.91	22.50	0-2
				844	20600	20.90	22.50	0-2
		25 RB	0	829	20450	19.88	21.50	0-3
				836.5	20525	19.81	21.50	0-3
				844	20600	19.87	21.50	0-3
			12	829	20450	19.92	21.50	0-3
				836.5	20525	19.89	21.50	0-3
				844	20600	19.93	21.50	0-3
			25	829	20450	19.85	21.50	0-3
				836.5	20525	19.90	21.50	0-3
				844	20600	19.83	21.50	0-3
		50RB		829	20450	19.99	21.50	0-3
				836.5	20525	19.89	21.50	0-3
				844	20600	19.89	21.50	0-3
	256-QAM	1 RB	0	829	20450	17.86	19.50	0-5
				836.5	20525	17.84	19.50	0-5
				844	20600	17.81	19.50	0-5
			25	829	20450	17.97	19.50	0-5
				836.5	20525	17.98	19.50	0-5
				844	20600	17.92	19.50	0-5
			49	829	20450	17.97	19.50	0-5
				836.5	20525	17.96	19.50	0-5
				844	20600	17.95	19.50	0-5
		25 RB	0	829	20450	17.93	19.50	0-5
				836.5	20525	17.90	19.50	0-5
				844	20600	17.94	19.50	0-5
			12	829	20450	17.94	19.50	0-5
				836.5	20525	17.90	19.50	0-5
				844	20600	17.93	19.50	0-5
			25	829	20450	17.91	19.50	0-5
				836.5	20525	17.96	19.50	0-5
				844	20600	17.99	19.50	0-5
		50RB		829	20450	17.85	19.50	0-5
				836.5	20525	17.90	19.50	0-5
				844	20600	17.87	19.50	0-5

FDD Band 5

BW(MHz)	Modulation	RB Size	RB Offset	Frequency (MHz)	Channel	Conducted power (dBm)	Target Power + Max. Tolerance (dBm)	MPR Allowed per 3GPP(dB)
5	QPSK	1 RB	0	826.5	20425	22.89	24.50	0
				836.5	20525	23.01	24.50	0
				846.5	20625	22.82	24.50	0
			12	826.5	20425	22.81	24.50	0
				836.5	20525	22.72	24.50	0
				846.5	20625	22.63	24.50	0
			24	826.5	20425	22.76	24.50	0
				836.5	20525	22.98	24.50	0
				846.5	20625	22.68	24.50	0
		12 RB	0	826.5	20425	22.12	23.50	0-1
				836.5	20525	22.05	23.50	0-1
				846.5	20625	22.06	23.50	0-1
			6	826.5	20425	21.92	23.50	0-1
				836.5	20525	22.05	23.50	0-1
				846.5	20625	21.85	23.50	0-1
			13	826.5	20425	22.12	23.50	0-1
				836.5	20525	22.01	23.50	0-1
				846.5	20625	22.13	23.50	0-1
		25RB		826.5	20425	22.05	23.50	0-1
				836.5	20525	22.05	23.50	0-1
				846.5	20625	22.02	23.50	0-1
	16-QAM	1 RB	0	826.5	20425	22.28	23.50	0-1
				836.5	20525	22.58	23.50	0-1
				846.5	20625	22.25	23.50	0-1
			12	826.5	20425	22.13	23.50	0-1
				836.5	20525	22.08	23.50	0-1
				846.5	20625	22.45	23.50	0-1
			24	826.5	20425	21.89	23.50	0-1
				836.5	20525	22.35	23.50	0-1
				846.5	20625	22.11	23.50	0-1
		12 RB	0	826.5	20425	21.15	22.50	0-2
				836.5	20525	20.89	22.50	0-2
				846.5	20625	20.92	22.50	0-2
			6	826.5	20425	21.08	22.50	0-2
				836.5	20525	20.92	22.50	0-2
				846.5	20625	20.98	22.50	0-2
			13	826.5	20425	21.01	22.50	0-2
				836.5	20525	20.86	22.50	0-2
				846.5	20625	21.01	22.50	0-2
		25RB		826.5	20425	21.02	22.50	0-2
				836.5	20525	21.05	22.50	0-2
				846.5	20625	20.93	22.50	0-2
	64-QAM	1 RB	0	826.5	20425	20.91	22.50	0-2
				836.5	20525	20.98	22.50	0-2
				846.5	20625	20.82	22.50	0-2
			12	826.5	20425	20.98	22.50	0-2
				836.5	20525	20.96	22.50	0-2
				846.5	20625	20.94	22.50	0-2
			24	826.5	20425	20.83	22.50	0-2
				836.5	20525	20.91	22.50	0-2
				846.5	20625	20.89	22.50	0-2
		12 RB	0	826.5	20425	19.87	21.50	0-3
				836.5	20525	19.94	21.50	0-3
				846.5	20625	19.84	21.50	0-3
			6	826.5	20425	19.97	21.50	0-3
				836.5	20525	19.95	21.50	0-3
				846.5	20625	19.84	21.50	0-3
			13	826.5	20425	20.00	21.50	0-3
				836.5	20525	19.82	21.50	0-3
				846.5	20625	19.93	21.50	0-3
		25RB		826.5	20425	19.81	21.50	0-3
				836.5	20525	19.87	21.50	0-3
				846.5	20625	19.84	21.50	0-3
	256-QAM	1 RB	0	826.5	20425	17.86	19.50	0-5
				836.5	20525	17.98	19.50	0-5
				846.5	20625	17.98	19.50	0-5
			12	826.5	20425	17.84	19.50	0-5
				836.5	20525	17.93	19.50	0-5
				846.5	20625	17.99	19.50	0-5
			24	826.5	20425	17.81	19.50	0-5
				836.5	20525	17.85	19.50	0-5
				846.5	20625	17.90	19.50	0-5
		12 RB	0	826.5	20425	17.85	19.50	0-5
				836.5	20525	17.89	19.50	0-5
				846.5	20625	17.85	19.50	0-5
			6	826.5	20425	17.89	19.50	0-5
				836.5	20525	17.93	19.50	0-5
				846.5	20625	17.90	19.50	0-5
			13	826.5	20425	17.89	19.50	0-5
				836.5	20525	17.92	19.50	0-5
				846.5	20625	18.00	19.50	0-5
		25RB		826.5	20425	17.84	19.50	0-5
				836.5	20525	17.89	19.50	0-5
				846.5	20625	17.97	19.50	0-5

FDD Band 5

BW(MHz)	Modulation	RB Size	RB Offset	Frequency (MHz)	Channel	Conducted power (dBm)	Target Power + Max. Tolerance (dBm)	MPR Allowed per 3GPP(dB)
3	QPSK	1 RB	0	825.5	20415	22.70	24.50	0
				836.5	20525	22.84	24.50	0
				847.5	20635	22.75	24.50	0
			7	825.5	20415	22.76	24.50	0
				836.5	20525	22.65	24.50	0
				847.5	20635	22.50	24.50	0
			14	825.5	20415	22.71	24.50	0
				836.5	20525	22.87	24.50	0
				847.5	20635	22.58	24.50	0
		8 RB	0	825.5	20415	22.02	23.50	0-1
				836.5	20525	21.99	23.50	0-1
				847.5	20635	22.01	23.50	0-1
			4	825.5	20415	21.90	23.50	0-1
				836.5	20525	22.04	23.50	0-1
				847.5	20635	21.75	23.50	0-1
			7	825.5	20415	22.07	23.50	0-1
				836.5	20525	21.99	23.50	0-1
				847.5	20635	22.09	23.50	0-1
		15RB		825.5	20415	21.88	23.50	0-1
				836.5	20525	21.86	23.50	0-1
				847.5	20635	22.02	23.50	0-1
	16-QAM	1 RB	0	825.5	20415	22.28	23.50	0-1
				836.5	20525	22.54	23.50	0-1
				847.5	20635	22.12	23.50	0-1
			7	825.5	20415	22.02	23.50	0-1
				836.5	20525	21.90	23.50	0-1
				847.5	20635	22.35	23.50	0-1
			14	825.5	20415	21.72	23.50	0-1
				836.5	20525	22.23	23.50	0-1
				847.5	20635	21.96	23.50	0-1
		8 RB	0	825.5	20415	21.04	22.50	0-2
				836.5	20525	20.76	22.50	0-2
				847.5	20635	20.79	22.50	0-2
			4	825.5	20415	21.02	22.50	0-2
				836.5	20525	20.79	22.50	0-2
				847.5	20635	20.82	22.50	0-2
			7	825.5	20415	20.90	22.50	0-2
				836.5	20525	20.73	22.50	0-2
				847.5	20635	20.96	22.50	0-2
		15RB		825.5	20415	20.89	22.50	0-2
				836.5	20525	20.89	22.50	0-2
				847.5	20635	20.91	22.50	0-2
	64-QAM	1 RB	0	825.5	20415	20.85	22.50	0-2
				836.5	20525	20.98	22.50	0-2
				847.5	20635	20.95	22.50	0-2
			7	825.5	20415	20.83	22.50	0-2
				836.5	20525	20.86	22.50	0-2
				847.5	20635	20.96	22.50	0-2
			14	825.5	20415	20.97	22.50	0-2
				836.5	20525	20.85	22.50	0-2
				847.5	20635	20.95	22.50	0-2
		8 RB	0	825.5	20415	19.83	21.50	0-3
				836.5	20525	19.96	21.50	0-3
				847.5	20635	19.81	21.50	0-3
			4	825.5	20415	19.96	21.50	0-3
				836.5	20525	19.91	21.50	0-3
				847.5	20635	19.82	21.50	0-3
			7	825.5	20415	19.88	21.50	0-3
				836.5	20525	19.87	21.50	0-3
				847.5	20635	19.90	21.50	0-3
		15RB		825.5	20415	19.83	21.50	0-3
				836.5	20525	19.88	21.50	0-3
				847.5	20635	19.96	21.50	0-3
	256-QAM	1 RB	0	825.5	20415	17.93	19.50	0-5
				836.5	20525	17.98	19.50	0-5
				847.5	20635	17.93	19.50	0-5
			7	825.5	20415	17.99	19.50	0-5
				836.5	20525	17.87	19.50	0-5
				847.5	20635	18.00	19.50	0-5
			14	825.5	20415	17.81	19.50	0-5
				836.5	20525	17.83	19.50	0-5
				847.5	20635	17.89	19.50	0-5
		8 RB	0	825.5	20415	17.83	19.50	0-5
				836.5	20525	17.92	19.50	0-5
				847.5	20635	17.85	19.50	0-5
			4	825.5	20415	17.84	19.50	0-5
				836.5	20525	17.82	19.50	0-5
				847.5	20635	17.94	19.50	0-5
			7	825.5	20415	17.89	19.50	0-5
				836.5	20525	17.91	19.50	0-5
				847.5	20635	17.82	19.50	0-5
		15RB		825.5	20415	17.96	19.50	0-5
				836.5	20525	17.83	19.50	0-5
				847.5	20635	17.97	19.50	0-5

FDD Band 5

BW(MHz)	Modulation	RB Size	RB Offset	Frequency (MHz)	Channel	Conducted power (dBm)	Target Power + Max. Tolerance (dBm)	MPR Allowed per 3GPP(dB)
1.4	QPSK	1 RB	0	824.7	20407	23.01	24.50	0
				836.5	20525	22.87	24.50	0
				848.3	20643	22.68	24.50	0
			2	824.7	20407	23.03	24.50	0
				836.5	20525	23.01	24.50	0
				848.3	20643	22.58	24.50	0
			5	824.7	20407	23.03	24.50	0
				836.5	20525	22.92	24.50	0
				848.3	20643	22.87	24.50	0
		3 RB	0	824.7	20407	23.02	24.50	0
				836.5	20525	22.91	24.50	0
				848.3	20643	22.60	24.50	0
			2	824.7	20407	23.07	24.50	0
				836.5	20525	23.03	24.50	0
				848.3	20643	22.58	24.50	0
			3	824.7	20407	22.93	24.50	0
				836.5	20525	22.87	24.50	0
				848.3	20643	22.81	24.50	0
		6RB		824.7	20407	22.11	23.50	0-1
				836.5	20525	21.97	23.50	0-1
				848.3	20643	21.70	23.50	0-1
	16-QAM	1 RB	0	824.7	20407	22.30	23.50	0-1
				836.5	20525	21.88	23.50	0-1
				848.3	20643	22.23	23.50	0-1
			2	824.7	20407	22.41	23.50	0-1
				836.5	20525	22.30	23.50	0-1
				848.3	20643	22.07	23.50	0-1
			5	824.7	20407	22.24	23.50	0-1
				836.5	20525	21.94	23.50	0-1
				848.3	20643	21.91	23.50	0-1
		3 RB	0	824.7	20407	22.04	23.50	0-1
				836.5	20525	22.05	23.50	0-1
				848.3	20643	21.75	23.50	0-1
			2	824.7	20407	22.25	23.50	0-1
				836.5	20525	22.15	23.50	0-1
				848.3	20643	21.88	23.50	0-1
			3	824.7	20407	22.15	23.50	0-1
				836.5	20525	21.91	23.50	0-1
				848.3	20643	21.85	23.50	0-1
		6RB		824.7	20407	21.12	22.50	0-2
				836.5	20525	21.04	22.50	0-2
				848.3	20643	20.69	22.50	0-2
	64-QAM	1 RB	0	824.7	20407	20.95	22.50	0-2
				836.5	20525	20.94	22.50	0-2
				848.3	20643	20.94	22.50	0-2
			2	824.7	20407	20.92	22.50	0-2
				836.5	20525	20.90	22.50	0-2
				848.3	20643	20.91	22.50	0-2
			5	824.7	20407	20.89	22.50	0-2
				836.5	20525	20.95	22.50	0-2
				848.3	20643	20.96	22.50	0-2
		3 RB	0	824.7	20407	20.87	22.50	0-2
				836.5	20525	20.92	22.50	0-2
				848.3	20643	20.88	22.50	0-2
			2	824.7	20407	20.74	22.50	0-2
				836.5	20525	20.75	22.50	0-2
				848.3	20643	20.90	22.50	0-2
			3	824.7	20407	20.85	22.50	0-2
				836.5	20525	20.85	22.50	0-2
				848.3	20643	20.88	22.50	0-2
		6RB		824.7	20407	19.81	21.50	0-3
				836.5	20525	19.86	21.50	0-3
				848.3	20643	20.00	21.50	0-3
	256-QAM	1 RB	0	824.7	20407	17.86	19.50	0-5
				836.5	20525	17.92	19.50	0-5
				848.3	20643	17.82	19.50	0-5
			2	824.7	20407	17.82	19.50	0-5
				836.5	20525	17.83	19.50	0-5
				848.3	20643	17.82	19.50	0-5
			5	824.7	20407	17.81	19.50	0-5
				836.5	20525	17.81	19.50	0-5
				848.3	20643	17.98	19.50	0-5
		3 RB	0	824.7	20407	17.82	19.50	0-5
				836.5	20525	17.84	19.50	0-5
				848.3	20643	17.87	19.50	0-5
			2	824.7	20407	17.83	19.50	0-5
				836.5	20525	17.83	19.50	0-5
				848.3	20643	17.89	19.50	0-5
			3	824.7	20407	17.91	19.50	0-5
				836.5	20525	17.88	19.50	0-5
				848.3	20643	17.81	19.50	0-5
		6RB		824.7	20407	17.83	19.50	0-5
				836.5	20525	17.98	19.50	0-5
				848.3	20643	18.00	19.50	0-5

Unless otherwise stated the results shown in this test report refer only to the sample(s) tested and such sample(s) are retained for 90 days only.
除非另有說明，此報告結果僅對測試之樣品負責，同時此樣品僅保留90天。本報告未經本公司書面許可，不可部份複製。
This document is issued by the Company subject to its General Conditions of Service printed overleaf, available on request or accessible at http://www.sgs.com.tw/Terms-and-Conditions and for electronic format documents, subject to Terms and Conditions for Electronic Documents at http://www.sgs.com.tw/Terms-and-Conditions. Attention is drawn to the limitation of liability, indemnification and jurisdiction issues defined therein. Any holder of this document is advised that information contained hereon reflects the Company's findings at the time of its intervention only and within the limits of Client's instructions, if any. The Company's sole responsibility is to its Client and this document does not exonerate parties to a transaction from exercising all their rights and obligations under the transaction documents. This document cannot be reproduced except in full, without prior written approval of the Company. Any unauthorized alteration, forgery or falsification of the content or appearance of this document is unlawful and offenders may be prosecuted to the fullest extent of the law.

LTE FDD Band 12 - conducted power table:
WWAN UAT hotspot calling mode reduced power

FDD Band 12

BW(MHz)	Modulation	RB Size	RB Offset	Frequency (MHz)	Channel	Conducted power (dBm)	Target Power + Max. Tolerance (dBm)	MPR Allowed per 3GPP(dB)
10	QPSK	1 RB	0	704	23060	20.87	21.00	0
				707.5	23095	20.83	21.00	0
				711	23130	20.98	21.00	0
			25	704	23060	20.62	21.00	0
				707.5	23095	20.75	21.00	0
				711	23130	20.62	21.00	0
			49	704	23060	20.74	21.00	0
				707.5	23095	20.78	21.00	0
				711	23130	20.62	21.00	0
		25 RB	0	704	23060	19.81	20.00	0-1
				707.5	23095	19.87	20.00	0-1
				711	23130	19.85	20.00	0-1
			12	704	23060	19.86	20.00	0-1
				707.5	23095	19.81	20.00	0-1
				711	23130	19.73	20.00	0-1
			25	704	23060	19.92	20.00	0-1
				707.5	23095	19.98	20.00	0-1
				711	23130	19.82	20.00	0-1
		50RB		704	23060	19.96	20.00	0-1
				707.5	23095	19.81	20.00	0-1
				711	23130	19.55	20.00	0-1
	16-QAM	1 RB	0	704	23060	19.10	20.00	0-1
				707.5	23095	19.62	20.00	0-1
				711	23130	19.31	20.00	0-1
			25	704	23060	19.64	20.00	0-1
				707.5	23095	19.23	20.00	0-1
				711	23130	19.48	20.00	0-1
			49	704	23060	19.88	20.00	0-1
				707.5	23095	19.10	20.00	0-1
				711	23130	19.01	20.00	0-1
		25 RB	0	704	23060	18.45	19.00	0-2
				707.5	23095	18.59	19.00	0-2
				711	23130	18.60	19.00	0-2
			12	704	23060	18.21	19.00	0-2
				707.5	23095	18.11	19.00	0-2
				711	23130	18.31	19.00	0-2
			25	704	23060	18.85	19.00	0-2
				707.5	23095	18.81	19.00	0-2
				711	23130	18.81	19.00	0-2
		50RB		704	23060	18.39	19.00	0-2
				707.5	23095	18.17	19.00	0-2
				711	23130	18.50	19.00	0-2
	64-QAM	1 RB	0	704	23060	18.59	19.00	0-2
				707.5	23095	18.60	19.00	0-2
				711	23130	18.21	19.00	0-2
			25	704	23060	18.11	19.00	0-2
				707.5	23095	18.31	19.00	0-2
				711	23130	18.85	19.00	0-2
			49	704	23060	18.83	19.00	0-2
				707.5	23095	18.81	19.00	0-2
				711	23130	18.39	19.00	0-2
		25 RB	0	704	23060	17.50	18.00	0-3
				707.5	23095	17.58	18.00	0-3
				711	23130	17.21	18.00	0-3
			12	704	23060	17.11	18.00	0-3
				707.5	23095	17.31	18.00	0-3
				711	23130	17.85	18.00	0-3
			25	704	23060	17.10	18.00	0-3
				707.5	23095	17.81	18.00	0-3
				711	23130	17.39	18.00	0-3
		50RB		704	23060	17.17	18.00	0-3
				707.5	23095	17.90	18.00	0-3
				711	23130	17.00	18.00	0-3
	256-QAM	1 RB	0	704	23060	15.21	16.00	0-5
				707.5	23095	15.36	16.00	0-5
				711	23130	15.60	16.00	0-5
			25	704	23060	15.40	16.00	0-5
				707.5	23095	15.16	16.00	0-5
				711	23130	15.74	16.00	0-5
			49	704	23060	14.98	16.00	0-5
				707.5	23095	15.02	16.00	0-5
				711	23130	15.19	16.00	0-5
		25 RB	0	704	23060	15.43	16.00	0-5
				707.5	23095	15.63	16.00	0-5
				711	23130	15.64	16.00	0-5
			12	704	23060	15.03	16.00	0-5
				707.5	23095	15.48	16.00	0-5
				711	23130	15.09	16.00	0-5
			25	704	23060	15.63	16.00	0-5
				707.5	23095	15.30	16.00	0-5
				711	23130	15.17	16.00	0-5
		50RB		704	23060	15.73	16.00	0-5
				707.5	23095	15.62	16.00	0-5
				711	23130	15.84	16.00	0-5

FDD Band 12

BW(MHz)	Modulation	RB Size	RB Offset	Frequency (MHz)	Channel	Conducted power (dBm)	Target Power + Max. Tolerance (dBm)	MPR Allowed per 3GPP(dB)
5	QPSK	1 RB	0	701.5	23035	20.60	21.00	0
				707.5	23095	20.71	21.00	0
				713.5	23155	20.67	21.00	0
			12	701.5	23035	20.55	21.00	0
				707.5	23095	20.04	21.00	0
				713.5	23155	19.97	21.00	0
			24	701.5	23035	20.11	21.00	0
				707.5	23095	20.70	21.00	0
				713.5	23155	20.67	21.00	0
		12 RB	0	701.5	23035	19.27	20.00	0-1
				707.5	23095	19.20	20.00	0-1
				713.5	23155	19.77	20.00	0-1
			6	701.5	23035	19.67	20.00	0-1
				707.5	23095	19.07	20.00	0-1
				713.5	23155	19.68	20.00	0-1
			13	701.5	23035	19.53	20.00	0-1
				707.5	23095	19.44	20.00	0-1
				713.5	23155	18.98	20.00	0-1
		25RB		701.5	23035	18.99	20.00	0-1
				707.5	23095	19.91	20.00	0-1
				713.5	23155	19.21	20.00	0-1
	16-QAM	1 RB	0	701.5	23035	19.33	20.00	0-1
				707.5	23095	19.46	20.00	0-1
				713.5	23155	19.85	20.00	0-1
			12	701.5	23035	19.36	20.00	0-1
				707.5	23095	19.85	20.00	0-1
				713.5	23155	18.98	20.00	0-1
			24	701.5	23035	18.32	20.00	0-1
				707.5	23095	19.11	20.00	0-1
				713.5	23155	19.18	20.00	0-1
		12 RB	0	701.5	23035	18.36	19.00	0-2
				707.5	23095	18.59	19.00	0-2
				713.5	23155	18.36	19.00	0-2
			6	701.5	23035	18.82	19.00	0-2
				707.5	23095	18.08	19.00	0-2
				713.5	23155	18.29	19.00	0-2
			13	701.5	23035	18.37	19.00	0-2
				707.5	23095	18.51	19.00	0-2
				713.5	23155	18.76	19.00	0-2
		25RB		701.5	23035	18.86	19.00	0-2
				707.5	23095	18.61	19.00	0-2
				713.5	23155	18.02	19.00	0-2
	64-QAM	1 RB	0	701.5	23035	18.11	19.00	0-2
				707.5	23095	18.30	19.00	0-2
				713.5	23155	18.11	19.00	0-2
			12	701.5	23035	18.21	19.00	0-2
				707.5	23095	18.23	19.00	0-2
				713.5	23155	18.32	19.00	0-2
			24	701.5	23035	18.05	19.00	0-2
				707.5	23095	18.46	19.00	0-2
				713.5	23155	18.20	19.00	0-2
		12 RB	0	701.5	23035	17.50	18.00	0-3
				707.5	23095	17.40	18.00	0-3
				713.5	23155	17.30	18.00	0-3
			6	701.5	23035	17.20	18.00	0-3
				707.5	23095	17.11	18.00	0-3
				713.5	23155	17.79	18.00	0-3
			13	701.5	23035	17.37	18.00	0-3
				707.5	23095	17.00	18.00	0-3
				713.5	23155	17.60	18.00	0-3
		25RB		701.5	23035	17.88	18.00	0-3
				707.5	23095	17.90	18.00	0-3
				713.5	23155	17.45	18.00	0-3
	256-QAM	1 RB	0	701.5	23035	15.13	16.00	0-5
				707.5	23095	15.66	16.00	0-5
				713.5	23155	15.85	16.00	0-5
			12	701.5	23035	15.42	16.00	0-5
				707.5	23095	15.20	16.00	0-5
				713.5	23155	15.72	16.00	0-5
			24	701.5	23035	15.94	16.00	0-5
				707.5	23095	15.38	16.00	0-5
				713.5	23155	15.19	16.00	0-5
		12 RB	0	701.5	23035	15.30	16.00	0-5
				707.5	23095	15.21	16.00	0-5
				713.5	23155	14.98	16.00	0-5
			6	701.5	23035	15.02	16.00	0-5
				707.5	23095	15.05	16.00	0-5
				713.5	23155	15.49	16.00	0-5
			13	701.5	23035	15.21	16.00	0-5
				707.5	23095	15.70	16.00	0-5
				713.5	23155	15.66	16.00	0-5
		25RB		701.5	23035	15.55	16.00	0-5
				707.5	23095	15.56	16.00	0-5
				713.5	23155	15.65	16.00	0-5

FDD Band 12

BW(MHz)	Modulation	RB Size	RB Offset	Frequency (MHz)	Channel	Conducted power (dBm)	Target Power + Max. Tolerance (dBm)	MPR Allowed per 3GPP(dB)
3	QPSK	1 RB	0	700.5	23025	20.82	21.00	0
				707.5	23095	20.66	21.00	0
				714.5	23165	20.00	21.00	0
			7	700.5	23025	20.87	21.00	0
				707.5	23095	20.17	21.00	0
				714.5	23165	20.45	21.00	0
			14	700.5	23025	20.67	21.00	0
				707.5	23095	20.01	21.00	0
				714.5	23165	19.99	21.00	0
		8 RB	0	700.5	23025	19.95	20.00	0-1
				707.5	23095	19.57	20.00	0-1
				714.5	23165	19.53	20.00	0-1
			4	700.5	23025	19.00	20.00	0-1
				707.5	23095	19.44	20.00	0-1
				714.5	23165	18.96	20.00	0-1
			7	700.5	23025	19.46	20.00	0-1
				707.5	23095	19.81	20.00	0-1
				714.5	23165	19.44	20.00	0-1
		15RB		700.5	23025	19.39	20.00	0-1
				707.5	23095	19.21	20.00	0-1
				714.5	23165	19.45	20.00	0-1
	16-QAM	1 RB	0	700.5	23025	19.66	20.00	0-1
				707.5	23095	19.69	20.00	0-1
				714.5	23165	19.34	20.00	0-1
			7	700.5	23025	19.83	20.00	0-1
				707.5	23095	19.53	20.00	0-1
				714.5	23165	19.59	20.00	0-1
			14	700.5	23025	19.85	20.00	0-1
				707.5	23095	19.23	20.00	0-1
				714.5	23165	19.57	20.00	0-1
		8 RB	0	700.5	23025	18.29	19.00	0-2
				707.5	23095	18.28	19.00	0-2
				714.5	23165	18.27	19.00	0-2
			4	700.5	23025	18.80	19.00	0-2
				707.5	23095	18.67	19.00	0-2
				714.5	23165	18.69	19.00	0-2
			7	700.5	23025	18.12	19.00	0-2
				707.5	23095	18.10	19.00	0-2
				714.5	23165	18.93	19.00	0-2
		15RB		700.5	23025	18.54	19.00	0-2
				707.5	23095	18.30	19.00	0-2
				714.5	23165	18.72	19.00	0-2
	64-QAM	1 RB	0	700.5	23025	18.11	19.00	0-2
				707.5	23095	18.30	19.00	0-2
				714.5	23165	18.11	19.00	0-2
			7	700.5	23025	18.21	19.00	0-2
				707.5	23095	18.23	19.00	0-2
				714.5	23165	18.32	19.00	0-2
			14	700.5	23025	18.05	19.00	0-2
				707.5	23095	18.46	19.00	0-2
				714.5	23165	18.20	19.00	0-2
		8 RB	0	700.5	23025	17.50	18.00	0-3
				707.5	23095	17.40	18.00	0-3
				714.5	23165	17.30	18.00	0-3
			4	700.5	23025	17.20	18.00	0-3
				707.5	23095	17.11	18.00	0-3
				714.5	23165	17.79	18.00	0-3
			7	700.5	23025	17.37	18.00	0-3
				707.5	23095	17.00	18.00	0-3
				714.5	23165	17.60	18.00	0-3
		15RB		700.5	23025	17.88	18.00	0-3
				707.5	23095	17.90	18.00	0-3
				714.5	23165	17.45	18.00	0-3
	256-QAM	1 RB	0	700.5	23025	15.48	16.00	0-5
				707.5	23095	15.05	16.00	0-5
				714.5	23165	15.79	16.00	0-5
			7	700.5	23025	15.90	16.00	0-5
				707.5	23095	15.56	16.00	0-5
				714.5	23165	15.27	16.00	0-5
			14	700.5	23025	15.38	16.00	0-5
				707.5	23095	15.69	16.00	0-5
				714.5	23165	15.71	16.00	0-5
		8 RB	0	700.5	23025	15.22	16.00	0-5
				707.5	23095	15.06	16.00	0-5
				714.5	23165	15.65	16.00	0-5
			4	700.5	23025	15.70	16.00	0-5
				707.5	23095	15.70	16.00	0-5
				714.5	23165	15.77	16.00	0-5
			7	700.5	23025	15.33	16.00	0-5
				707.5	23095	15.44	16.00	0-5
				714.5	23165	15.20	16.00	0-5
		15RB		700.5	23025	15.25	16.00	0-5
				707.5	23095	15.40	16.00	0-5
				714.5	23165	15.29	16.00	0-5

FDD Band 12

BW(MHz)	Modulation	RB Size	RB Offset	Frequency (MHz)	Channel	Conducted power (dBm)	Target Power + Max. Tolerance (dBm)	MPR Allowed per 3GPP(dB)
1.4	QPSK	1 RB	0	699.7	23017	20.75	21.00	0
				707.5	23095	20.50	21.00	0
				715.3	23173	20.69	21.00	0
			2	699.7	23017	20.42	21.00	0
				707.5	23095	20.44	21.00	0
				715.3	23173	20.40	21.00	0
			5	699.7	23017	20.00	21.00	0
				707.5	23095	20.01	21.00	0
				715.3	23173	20.88	21.00	0
		3 RB	0	699.7	23017	20.48	21.00	0
				707.5	23095	20.58	21.00	0
				715.3	23173	20.33	21.00	0
			2	699.7	23017	20.88	21.00	0
				707.5	23095	20.55	21.00	0
				715.3	23173	20.61	21.00	0
			3	699.7	23017	20.28	21.00	0
				707.5	23095	20.78	21.00	0
				715.3	23173	20.93	21.00	0
		6RB		699.7	23017	19.27	20.00	0-1
				707.5	23095	19.69	20.00	0-1
				715.3	23173	19.69	20.00	0-1
	16-QAM	1 RB	0	699.7	23017	18.97	20.00	0-1
				707.5	23095	19.01	20.00	0-1
				715.3	23173	19.40	20.00	0-1
			2	699.7	23017	19.60	20.00	0-1
				707.5	23095	19.59	20.00	0-1
				715.3	23173	19.29	20.00	0-1
			5	699.7	23017	19.52	20.00	0-1
				707.5	23095	19.78	20.00	0-1
				715.3	23173	19.03	20.00	0-1
		3 RB	0	699.7	23017	19.17	20.00	0-1
				707.5	23095	19.15	20.00	0-1
				715.3	23173	19.95	20.00	0-1
			2	699.7	23017	19.66	20.00	0-1
				707.5	23095	19.05	20.00	0-1
				715.3	23173	18.96	20.00	0-1
			3	699.7	23017	19.88	20.00	0-1
				707.5	23095	18.74	20.00	0-1
				715.3	23173	19.29	20.00	0-1
		6RB		699.7	23017	18.08	19.00	0-2
				707.5	23095	18.42	19.00	0-2
				715.3	23173	18.59	19.00	0-2
	64-QAM	1 RB	0	699.7	23017	18.11	19.00	0-2
				707.5	23095	18.30	19.00	0-2
				715.3	23173	18.11	19.00	0-2
			2	699.7	23017	18.21	19.00	0-2
				707.5	23095	18.23	19.00	0-2
				715.3	23173	18.32	19.00	0-2
			5	699.7	23017	18.05	19.00	0-2
				707.5	23095	18.46	19.00	0-2
				715.3	23173	18.20	19.00	0-2
		3 RB	0	699.7	23017	17.50	18.00	0-3
				707.5	23095	17.40	18.00	0-3
				715.3	23173	17.30	18.00	0-3
			2	699.7	23017	17.20	18.00	0-3
				707.5	23095	17.11	18.00	0-3
				715.3	23173	17.79	18.00	0-3
			3	699.7	23017	17.37	18.00	0-3
				707.5	23095	17.00	18.00	0-3
				715.3	23173	17.60	18.00	0-3
		6RB		699.7	23017	17.88	18.00	0-3
				707.5	23095	17.90	18.00	0-3
				715.3	23173	17.45	18.00	0-3
	256-QAM	1 RB	0	699.7	23017	15.38	16.00	0-5
				707.5	23095	15.61	16.00	0-5
				715.3	23173	15.00	16.00	0-5
			2	699.7	23017	15.72	16.00	0-5
				707.5	23095	15.29	16.00	0-5
				715.3	23173	15.29	16.00	0-5
			5	699.7	23017	15.34	16.00	0-5
				707.5	23095	15.52	16.00	0-5
				715.3	23173	15.52	16.00	0-5
		3 RB	0	699.7	23017	14.98	16.00	0-5
				707.5	23095	15.06	16.00	0-5
				715.3	23173	15.13	16.00	0-5
			2	699.7	23017	15.47	16.00	0-5
				707.5	23095	15.06	16.00	0-5
				715.3	23173	15.85	16.00	0-5
			3	699.7	23017	15.17	16.00	0-5
				707.5	23095	15.55	16.00	0-5
				715.3	23173	15.53	16.00	0-5
		6RB		699.7	23017	15.04	16.00	0-5
				707.5	23095	14.97	16.00	0-5
				715.3	23173	15.41	16.00	0-5

Unless otherwise stated the results shown in this test report refer only to the sample(s) tested and such sample(s) are retained for 90 days only.
除非另有說明，此報告結果僅對測試之樣品負責，同時此樣品僅保留90天。本報告未經本公司書面許可，不可部份複製。
This document is issued by the Company subject to its General Conditions of Service printed overleaf, available on request or accessible at http://www.sgs.com.tw/Terms-and-Conditions and for electronic format documents, subject to Terms and Conditions for Electronic Documents at http://www.sgs.com.tw/Terms-and-Conditions. Attention is drawn to the limitation of liability, indemnification and jurisdiction issues defined therein. Any holder of this document is advised that information contained hereon reflects the Company's findings at the time of its intervention only and within the limits of Client's instructions, if any. The Company's sole responsibility is to its Client and this document does not exonerate parties to a transaction from exercising all their rights and obligations under the transaction documents. This document cannot be reproduced except in full, without prior written approval of the Company. Any unauthorized alteration, forgery or falsification of the content or appearance of this document is unlawful and offenders may be prosecuted to the fullest extent of the law.

Uplink CA Inter-band power

FDD Band 12

BW(MHz)	Modulation	RB Size	RB Offset	Frequency (MHz)	Channel	Conducted power (dBm)	Target Power + Max. Tolerance (dBm)	MPR Allowed per 3GPP(dB)
10	QPSK	1 RB	0	704	23060	21.30	21.50	0
				707.5	23095	21.38	21.50	0
				711	23130	21.46	21.50	0
			25	704	23060	21.27	21.50	0
				707.5	23095	21.19	21.50	0
				711	23130	21.29	21.50	0
			49	704	23060	21.26	21.50	0
				707.5	23095	21.19	21.50	0
				711	23130	21.39	21.50	0
		25 RB	0	704	23060	20.38	20.50	0-1
				707.5	23095	20.31	20.50	0-1
				711	23130	20.29	20.50	0-1
			12	704	23060	20.24	20.50	0-1
				707.5	23095	20.11	20.50	0-1
				711	23130	20.13	20.50	0-1
			25	704	23060	20.25	20.50	0-1
				707.5	23095	20.44	20.50	0-1
				711	23130	20.21	20.50	0-1
		50RB		704	23060	20.41	20.50	0-1
				707.5	23095	20.29	20.50	0-1
				711	23130	20.20	20.50	0-1
	16-QAM	1 RB	0	704	23060	20.25	20.50	0-1
				707.5	23095	20.32	20.50	0-1
				711	23130	20.31	20.50	0-1
			25	704	23060	20.26	20.50	0-1
				707.5	23095	20.39	20.50	0-1
				711	23130	20.26	20.50	0-1
			49	704	23060	20.27	20.50	0-1
				707.5	23095	20.36	20.50	0-1
				711	23130	20.21	20.50	0-1
		25 RB	0	704	23060	19.37	19.50	0-2
				707.5	23095	19.36	19.50	0-2
				711	23130	19.27	19.50	0-2
			12	704	23060	19.27	19.50	0-2
				707.5	23095	19.31	19.50	0-2
				711	23130	19.30	19.50	0-2
			25	704	23060	19.29	19.50	0-2
				707.5	23095	19.30	19.50	0-2
				711	23130	19.34	19.50	0-2
		50RB		704	23060	19.40	19.50	0-2
				707.5	23095	19.30	19.50	0-2
				711	23130	19.21	19.50	0-2
	64-QAM	1 RB	0	704	23060	19.24	19.50	0-2
				707.5	23095	19.24	19.50	0-2
				711	23130	19.35	19.50	0-2
			25	704	23060	19.36	19.50	0-2
				707.5	23095	19.32	19.50	0-2
				711	23130	19.22	19.50	0-2
			49	704	23060	19.23	19.50	0-2
				707.5	23095	19.38	19.50	0-2
				711	23130	19.29	19.50	0-2
		25 RB	0	704	23060	18.40	18.50	0-3
				707.5	23095	18.27	18.50	0-3
				711	23130	18.27	18.50	0-3
			12	704	23060	18.32	18.50	0-3
				707.5	23095	18.39	18.50	0-3
				711	23130	18.28	18.50	0-3
			25	704	23060	18.26	18.50	0-3
				707.5	23095	18.38	18.50	0-3
				711	23130	18.30	18.50	0-3
		50RB		704	23060	18.24	18.50	0-3
				707.5	23095	18.21	18.50	0-3
				711	23130	18.27	18.50	0-3
	256-QAM	1 RB	0	704	23060	16.38	16.50	0-5
				707.5	23095	16.33	16.50	0-5
				711	23130	16.22	16.50	0-5
			25	704	23060	16.38	16.50	0-5
				707.5	23095	16.40	16.50	0-5
				711	23130	16.36	16.50	0-5
			49	704	23060	16.39	16.50	0-5
				707.5	23095	16.39	16.50	0-5
				711	23130	16.24	16.50	0-5
		25 RB	0	704	23060	16.26	16.50	0-5
				707.5	23095	16.39	16.50	0-5
				711	23130	16.26	16.50	0-5
			12	704	23060	16.21	16.50	0-5
				707.5	23095	16.37	16.50	0-5
				711	23130	16.23	16.50	0-5
			25	704	23060	16.33	16.50	0-5
				707.5	23095	16.26	16.50	0-5
				711	23130	16.23	16.50	0-5
		50RB		704	23060	16.36	16.50	0-5
				707.5	23095	16.22	16.50	0-5
				711	23130	16.37	16.50	0-5

FDD Band 12

BW(MHz)	Modulation	RB Size	RB Offset	Frequency (MHz)	Channel	Conducted power (dBm)	Target Power + Max. Tolerance (dBm)	MPR Allowed per 3GPP(dB)
5	QPSK	1 RB	0	701.5	23035	21.19	21.50	0
				707.5	23095	21.23	21.50	0
				713.5	23155	21.22	21.50	0
			12	701.5	23035	21.24	21.50	0
				707.5	23095	21.40	21.50	0
				713.5	23155	21.30	21.50	0
			24	701.5	23035	21.35	21.50	0
				707.5	23095	21.25	21.50	0
				713.5	23155	21.22	21.50	0
		12 RB	0	701.5	23035	20.28	20.50	0-1
				707.5	23095	20.34	20.50	0-1
				713.5	23155	20.37	20.50	0-1
			6	701.5	23035	20.34	20.50	0-1
				707.5	23095	20.29	20.50	0-1
				713.5	23155	20.30	20.50	0-1
			13	701.5	23035	20.12	20.50	0-1
				707.5	23095	20.25	20.50	0-1
				713.5	23155	20.21	20.50	0-1
		25RB		701.5	23035	20.30	20.50	0-1
				707.5	23095	20.28	20.50	0-1
				713.5	23155	20.26	20.50	0-1
	16-QAM	1 RB	0	701.5	23035	20.29	20.50	0-1
				707.5	23095	20.18	20.50	0-1
				713.5	23155	20.18	20.50	0-1
			12	701.5	23035	20.31	20.50	0-1
				707.5	23095	20.32	20.50	0-1
				713.5	23155	20.32	20.50	0-1
			24	701.5	23035	20.26	20.50	0-1
				707.5	23095	20.35	20.50	0-1
				713.5	23155	20.23	20.50	0-1
		12 RB	0	701.5	23035	19.20	19.50	0-2
				707.5	23095	19.21	19.50	0-2
				713.5	23155	19.24	19.50	0-2
			6	701.5	23035	19.26	19.50	0-2
				707.5	23095	19.24	19.50	0-2
				713.5	23155	19.28	19.50	0-2
			13	701.5	23035	19.34	19.50	0-2
				707.5	23095	19.33	19.50	0-2
				713.5	23155	19.19	19.50	0-2
		25RB		701.5	23035	19.17	19.50	0-2
				707.5	23095	19.28	19.50	0-2
				713.5	23155	19.30	19.50	0-2
	64-QAM	1 RB	0	701.5	23035	18.19	18.50	0-2
				707.5	23095	19.20	19.50	0-2
				713.5	23155	19.24	19.50	0-2
			12	701.5	23035	19.26	19.50	0-2
				707.5	23095	19.29	19.50	0-2
				713.5	23155	19.35	19.50	0-2
			24	701.5	23035	19.36	19.50	0-2
				707.5	23095	19.24	19.50	0-2
				713.5	23155	19.30	19.50	0-2
		12 RB	0	701.5	23035	18.25	18.50	0-3
				707.5	23095	18.29	18.50	0-3
				713.5	23155	18.28	18.50	0-3
			6	701.5	23035	18.32	18.50	0-3
				707.5	23095	18.28	18.50	0-3
				713.5	23155	18.27	18.50	0-3
			13	701.5	23035	18.21	18.50	0-3
				707.5	23095	18.20	18.50	0-3
				713.5	23155	18.24	18.50	0-3
		25RB		701.5	23035	18.33	18.50	0-3
				707.5	23095	18.16	18.50	0-3
				713.5	23155	18.17	18.50	0-3
	256-QAM	1 RB	0	701.5	23035	16.33	16.50	0-5
				707.5	23095	16.35	16.50	0-5
				713.5	23155	16.19	16.50	0-5
			12	701.5	23035	16.24	16.50	0-5
				707.5	23095	16.26	16.50	0-5
				713.5	23155	16.29	16.50	0-5
			24	701.5	23035	16.33	16.50	0-5
				707.5	23095	16.21	16.50	0-5
				713.5	23155	16.18	16.50	0-5
		12 RB	0	701.5	23035	16.28	16.50	0-5
				707.5	23095	16.34	16.50	0-5
				713.5	23155	16.27	16.50	0-5
			6	701.5	23035	16.31	16.50	0-5
				707.5	23095	16.32	16.50	0-5
				713.5	23155	16.26	16.50	0-5
			13	701.5	23035	16.30	16.50	0-5
				707.5	23095	16.23	16.50	0-5
				713.5	23155	16.33	16.50	0-5
		25RB		701.5	23035	16.31	16.50	0-5
				707.5	23095	16.26	16.50	0-5
				713.5	23155	16.16	16.50	0-5

FDD Band 12

BW(MHz)	Modulation	RB Size	RB Offset	Frequency (MHz)	Channel	Conducted power (dBm)	Target Power + Max. Tolerance (dBm)	MPR Allowed per 3GPP(dB)
3	QPSK	1 RB	0	700.5	23025	21.29	21.50	0
				707.5	23095	21.30	21.50	0
				714.5	23165	21.28	21.50	0
			7	700.5	23025	21.31	21.50	0
				707.5	23095	21.34	21.50	0
				714.5	23165	21.25	21.50	0
			14	700.5	23025	21.14	21.50	0
				707.5	23095	21.30	21.50	0
				714.5	23165	21.34	21.50	0
		8 RB	0	700.5	23025	20.27	20.50	0-1
				707.5	23095	20.33	20.50	0-1
				714.5	23165	20.31	20.50	0-1
			4	700.5	23025	20.25	20.50	0-1
				707.5	23095	20.30	20.50	0-1
				714.5	23165	20.26	20.50	0-1
			7	700.5	23025	20.36	20.50	0-1
				707.5	23095	20.32	20.50	0-1
				714.5	23165	20.15	20.50	0-1
		15RB		700.5	23025	20.23	20.50	0-1
				707.5	23095	20.22	20.50	0-1
				714.5	23165	20.19	20.50	0-1
	16-QAM	1 RB	0	700.5	23025	20.25	20.50	0-1
				707.5	23095	20.35	20.50	0-1
				714.5	23165	20.27	20.50	0-1
			7	700.5	23025	20.27	20.50	0-1
				707.5	23095	20.24	20.50	0-1
				714.5	23165	20.21	20.50	0-1
			14	700.5	23025	20.23	20.50	0-1
				707.5	23095	20.20	20.50	0-1
				714.5	23165	20.21	20.50	0-1
		8 RB	0	700.5	23025	19.23	19.50	0-2
				707.5	23095	19.21	19.50	0-2
				714.5	23165	19.25	19.50	0-2
			4	700.5	23025	19.28	19.50	0-2
				707.5	23095	19.30	19.50	0-2
				714.5	23165	19.25	19.50	0-2
			7	700.5	23025	19.34	19.50	0-2
				707.5	23095	19.22	19.50	0-2
				714.5	23165	19.25	19.50	0-2
		15RB		700.5	23025	19.25	19.50	0-2
				707.5	23095	19.21	19.50	0-2
				714.5	23165	19.21	19.50	0-2
	64-QAM	1 RB	0	700.5	23025	19.20	19.50	0-2
				707.5	23095	19.31	19.50	0-2
				714.5	23165	19.32	19.50	0-2
			7	700.5	23025	19.27	19.50	0-2
				707.5	23095	19.20	19.50	0-2
				714.5	23165	19.19	19.50	0-2
			14	700.5	23025	19.20	19.50	0-2
				707.5	23095	19.36	19.50	0-2
				714.5	23165	19.24	19.50	0-2
		8 RB	0	700.5	23025	18.19	18.50	0-3
				707.5	23095	18.34	18.50	0-3
				714.5	23165	18.28	18.50	0-3
			4	700.5	23025	18.18	18.50	0-3
				707.5	23095	18.38	18.50	0-3
				714.5	23165	18.29	18.50	0-3
			7	700.5	23025	18.23	18.50	0-3
				707.5	23095	18.25	18.50	0-3
				714.5	23165	18.15	18.50	0-3
		15RB		700.5	23025	18.20	18.50	0-3
				707.5	23095	18.24	18.50	0-3
				714.5	23165	18.17	18.50	0-3
	256-QAM	1 RB	0	700.5	23025	16.36	16.50	0-5
				707.5	23095	16.31	16.50	0-5
				714.5	23165	16.15	16.50	0-5
			7	700.5	23025	16.34	16.50	0-5
				707.5	23095	16.29	16.50	0-5
				714.5	23165	16.30	16.50	0-5
			14	700.5	23025	16.25	16.50	0-5
				707.5	23095	16.25	16.50	0-5
				714.5	23165	16.34	16.50	0-5
		8 RB	0	700.5	23025	16.24	16.50	0-5
				707.5	23095	16.24	16.50	0-5
				714.5	23165	16.24	16.50	0-5
			4	700.5	23025	16.21	16.50	0-5
				707.5	23095	16.35	16.50	0-5
				714.5	23165	16.26	16.50	0-5
			7	700.5	23025	16.23	16.50	0-5
				707.5	23095	16.20	16.50	0-5
				714.5	23165	16.20	16.50	0-5
		15RB		700.5	23025	16.27	16.50	0-5
				707.5	23095	16.39	16.50	0-5
				714.5	23165	16.19	16.50	0-5

FDD Band 12

BW(MHz)	Modulation	RB Size	RB Offset	Frequency (MHz)	Channel	Conducted power (dBm)	Target Power + Max. Tolerance (dBm)	MPR Allowed per 3GPP(dB)
1.4	QPSK	1 RB	0	699.7	23017	21.25	21.50	0
				707.5	23095	21.34	21.50	0
				715.3	23173	21.25	21.50	0
			2	699.7	23017	21.15	21.50	0
				707.5	23095	21.28	21.50	0
				715.3	23173	21.16	21.50	0
			5	699.7	23017	21.26	21.50	0
				707.5	23095	21.37	21.50	0
				715.3	23173	21.30	21.50	0
		3 RB	0	699.7	23017	20.32	21.50	0
				707.5	23095	20.24	21.50	0
				715.3	23173	20.39	21.50	0
			2	699.7	23017	20.24	21.50	0
				707.5	23095	20.34	21.50	0
				715.3	23173	20.34	21.50	0
			3	699.7	23017	20.26	21.50	0
				707.5	23095	20.21	21.50	0
				715.3	23173	20.21	21.50	0
		6RB		699.7	23017	20.21	20.50	0-1
				707.5	23095	20.14	20.50	0-1
				715.3	23173	20.32	20.50	0-1
	16-QAM	1 RB	0	699.7	23017	20.21	20.50	0-1
				707.5	23095	20.36	20.50	0-1
				715.3	23173	20.29	20.50	0-1
			2	699.7	23017	20.15	20.50	0-1
				707.5	23095	20.33	20.50	0-1
				715.3	23173	20.35	20.50	0-1
			5	699.7	23017	20.29	20.50	0-1
				707.5	23095	20.26	20.50	0-1
				715.3	23173	20.36	20.50	0-1
		3 RB	0	699.7	23017	19.23	20.50	0-1
				707.5	23095	19.26	20.50	0-1
				715.3	23173	19.34	20.50	0-1
			2	699.7	23017	19.33	20.50	0-1
				707.5	23095	19.28	20.50	0-1
				715.3	23173	19.35	20.50	0-1
			3	699.7	23017	19.30	20.50	0-1
				707.5	23095	19.27	20.50	0-1
				715.3	23173	19.16	20.50	0-1
		6RB		699.7	23017	19.36	19.50	0-2
				707.5	23095	19.25	19.50	0-2
				715.3	23173	19.24	19.50	0-2
	64-QAM	1 RB	0	699.7	23017	19.28	19.50	0-2
				707.5	23095	19.33	19.50	0-2
				715.3	23173	19.28	19.50	0-2
			2	699.7	23017	19.32	19.50	0-2
				707.5	23095	19.35	19.50	0-2
				715.3	23173	19.20	19.50	0-2
			5	699.7	23017	19.30	19.50	0-2
				707.5	23095	19.38	19.50	0-2
				715.3	23173	19.26	19.50	0-2
		3 RB	0	699.7	23017	18.18	18.50	0-3
				707.5	23095	18.22	18.50	0-3
				715.3	23173	18.38	18.50	0-3
			2	699.7	23017	18.20	18.50	0-3
				707.5	23095	18.22	18.50	0-3
				715.3	23173	18.33	18.50	0-3
			3	699.7	23017	18.16	18.50	0-3
				707.5	23095	18.18	18.50	0-3
				715.3	23173	18.19	18.50	0-3
		6RB		699.7	23017	18.39	18.50	0-3
				707.5	23095	18.36	18.50	0-3
				715.3	23173	18.27	18.50	0-3
	256-QAM	1 RB	0	699.7	23017	16.32	16.50	0-5
				707.5	23095	16.27	16.50	0-5
				715.3	23173	16.30	16.50	0-5
			2	699.7	23017	16.40	16.50	0-5
				707.5	23095	16.25	16.50	0-5
				715.3	23173	16.29	16.50	0-5
			5	699.7	23017	16.28	16.50	0-5
				707.5	23095	16.16	16.50	0-5
				715.3	23173	16.13	16.50	0-5
		3 RB	0	699.7	23017	16.30	16.50	0-5
				707.5	23095	16.39	16.50	0-5
				715.3	23173	16.30	16.50	0-5
			2	699.7	23017	16.23	16.50	0-5
				707.5	23095	16.28	16.50	0-5
				715.3	23173	16.33	16.50	0-5
			3	699.7	23017	16.13	16.50	0-5
				707.5	23095	16.31	16.50	0-5
				715.3	23173	16.25	16.50	0-5
		6RB		699.7	23017	16.32	16.50	0-5
				707.5	23095	16.18	16.50	0-5
				715.3	23173	16.34	16.50	0-5

Unless otherwise stated the results shown in this test report refer only to the sample(s) tested and such sample(s) are retained for 90 days only.
除非另有說明，此報告結果僅對測試之樣品負責，同時此樣品僅保留90天。本報告未經本公司書面許可，不可部份複製。
This document is issued by the Company subject to its General Conditions of Service printed overleaf, available on request or accessible at http://www.sgs.com.tw/Terms-and-Conditions and for electronic format documents, subject to Terms and Conditions for Electronic Documents at http://www.sgs.com.tw/Terms-and-Conditions. Attention is drawn to the limitation of liability, indemnification and jurisdiction issues defined therein. Any holder of this document is advised that information contained hereon reflects the Company's findings at the time of its intervention only and within the limits of Client's instructions, if any. The Company's sole responsibility is to its Client and this document does not exonerate parties to a transaction from exercising all their rights and obligations under the transaction documents. This document cannot be reproduced except in full, without prior written approval of the Company. Any unauthorized alteration, forgery or falsification of the content or appearance of this document is unlawful and offenders may be prosecuted to the fullest extent of the law.

LTE FDD Band 13 - conducted power table: Head UAT

FDD Band 13								
BW(Mhz)	Modulation	RB Size	RB Offset	Frequency (MHz)	Channel	Conducted power (dBm)	Target Power + Max. Tolerance (dBm)	MPR Allowed per 3GPP(dB)
10	QPSK	1 RB	0	782	23230	23.10	24.00	0
			25	782	23230	23.05	24.00	0
			49	782	23230	23.40	24.00	0
		25 RB	0	782	23230	22.20	23.00	0-1
			12	782	23230	22.27	23.00	0-1
			25	782	23230	22.19	23.00	0-1
		50RB		782	23230	22.16	23.00	0-1
	16-QAM	1 RB	0	782	23230	22.54	23.00	0-1
			25	782	23230	22.80	23.00	0-1
			49	782	23230	22.45	23.00	0-1
		25 RB	0	782	23230	21.23	22.00	0-2
			12	782	23230	21.20	22.00	0-2
			25	782	23230	21.33	22.00	0-2
		50RB		782	23230	21.24	22.00	0-2
	64-QAM	1 RB	0	782	23230	21.31	22.00	0-2
			25	782	23230	21.30	22.00	0-2
			49	782	23230	21.37	22.00	0-2
		25 RB	0	782	23230	20.34	21.00	0-3
			12	782	23230	20.39	21.00	0-3
			25	782	23230	20.25	21.00	0-3
		50RB		782	23230	20.31	21.00	0-3
	256-QAM	1 RB	0	782	23230	18.31	19.00	0-5
			25	782	23230	18.26	19.00	0-5
			49	782	23230	18.28	19.00	0-5
		25 RB	0	782	23230	18.33	19.00	0-5
			12	782	23230	18.33	19.00	0-5
			25	782	23230	18.25	19.00	0-5
		50RB		782	23230	18.21	19.00	0-5

FDD Band 13								
BW(Mhz)	Modulation	RB Size	RB Offset	Frequency (MHz)	Channel	Conducted power (dBm)	Target Power + Max. Tolerance (dBm)	MPR Allowed per 3GPP(dB)
5	QPSK	1 RB	0	779.5	23205	22.98	24.00	0
				782	23230	22.98	24.00	0
				784.5	23255	23.26	24.00	0
			12	779.5	23205	22.84	24.00	0
				782	23230	22.85	24.00	0
				784.5	23255	23.25	24.00	0
			24	779.5	23205	22.77	24.00	0
				782	23230	22.82	24.00	0
				784.5	23255	23.07	24.00	0
		12 RB	0	779.5	23205	22.37	23.00	0-1
				782	23230	22.35	23.00	0-1
				784.5	23255	22.47	23.00	0-1
			6	779.5	23205	22.35	23.00	0-1
				782	23230	22.32	23.00	0-1
				784.5	23255	22.31	23.00	0-1
			13	779.5	23205	22.45	23.00	0-1
				782	23230	22.42	23.00	0-1
				784.5	23255	22.45	23.00	0-1
		25RB		779.5	23205	22.32	23.00	0-1
				782	23230	22.49	23.00	0-1
				784.5	23255	22.42	23.00	0-1
	16-QAM	1 RB	0	779.5	23205	22.33	23.00	0-1
				782	23230	22.36	23.00	0-1
				784.5	23255	22.44	23.00	0-1
			12	779.5	23205	22.31	23.00	0-1
				782	23230	22.43	23.00	0-1
				784.5	23255	22.41	23.00	0-1
			24	779.5	23205	22.34	23.00	0-1
				782	23230	22.40	23.00	0-1
				784.5	23255	22.44	23.00	0-1
		12 RB	0	779.5	23205	21.37	22.00	0-2
				782	23230	21.31	22.00	0-2
				784.5	23255	21.38	22.00	0-2
			6	779.5	23205	21.39	22.00	0-2
				782	23230	21.44	22.00	0-2
				784.5	23255	21.36	22.00	0-2
			13	779.5	23205	21.39	22.00	0-2
				782	23230	21.47	22.00	0-2
				784.5	23255	21.40	22.00	0-2
		25RB		779.5	23205	21.37	22.00	0-2
				782	23230	21.33	22.00	0-2
				784.5	23255	21.49	22.00	0-2
	64-QAM	1 RB	0	779.5	23205	21.33	22.00	0-2
				782	23230	21.27	22.00	0-2
				784.5	23255	21.20	22.00	0-2
			12	779.5	23205	21.26	22.00	0-2
				782	23230	21.29	22.00	0-2
				784.5	23255	21.23	22.00	0-2
			24	779.5	23205	21.20	22.00	0-2
				782	23230	21.27	22.00	0-2
				784.5	23255	21.35	22.00	0-2
		12 RB	0	779.5	23205	20.29	21.00	0-3
				782	23230	20.28	21.00	0-3
				784.5	23255	20.27	21.00	0-3
			6	779.5	23205	20.25	21.00	0-3
				782	23230	20.33	21.00	0-3
				784.5	23255	20.25	21.00	0-3
			13	779.5	23205	20.28	21.00	0-3
				782	23230	20.21	21.00	0-3
				784.5	23255	20.33	21.00	0-3
		25RB		779.5	23205	20.37	21.00	0-3
				782	23230	20.33	21.00	0-3
				784.5	23255	20.27	21.00	0-3
	256-QAM	1 RB	0	779.5	23205	18.21	19.00	0-5
				782	23230	18.24	19.00	0-5
				784.5	23255	18.32	19.00	0-5
			12	779.5	23205	18.35	19.00	0-5
				782	23230	18.34	19.00	0-5
				784.5	23255	18.23	19.00	0-5
			24	779.5	23205	18.39	19.00	0-5
				782	23230	18.25	19.00	0-5
				784.5	23255	18.32	19.00	0-5
		12 RB	0	779.5	23205	18.34	19.00	0-5
				782	23230	18.26	19.00	0-5
				784.5	23255	18.30	19.00	0-5
			6	779.5	23205	18.38	19.00	0-5
				782	23230	18.29	19.00	0-5
				784.5	23255	18.21	19.00	0-5
			13	779.5	23205	18.27	19.00	0-5
				782	23230	18.29	19.00	0-5
				784.5	23255	18.36	19.00	0-5
		25RB		779.5	23205	18.20	19.00	0-5
				782	23230	18.22	19.00	0-5
				784.5	23255	18.28	19.00	0-5

Unless otherwise stated the results shown in this test report refer only to the sample(s) tested and such sample(s) are retained for 90 days only.
除非另有說明，此報告結果僅對測試之樣品負責，同時此樣品僅保留90天。本報告未經本公司書面許可，不可部份複製。
This document is issued by the Company subject to its General Conditions of Service printed overleaf, available on request or accessible at http://www.sgs.com.tw/Terms-and-Conditions and for electronic format documents, subject to Terms and Conditions for Electronic Documents at http://www.sgs.com.tw/Terms-and-Conditions. Attention is drawn to the limitation of liability, indemnification and jurisdiction issues defined therein. Any holder of this document is advised that information contained hereon reflects the Company's findings at the time of its intervention only and within the limits of Client's instructions, if any. The Company's sole responsibility is to its Client and this document does not exonerate parties to a transaction from exercising all their rights and obligations under the transaction documents. This document cannot be reproduced except in full, without prior written approval of the Company. Any unauthorized alteration, forgery or falsification of the content or appearance of this document is unlawful and offenders may be prosecuted to the fullest extent of the law.

WWAN UAT hotspot calling mode reduced power

FDD Band 13								
BW(Mhz)	Modulation	RB Size	RB Offset	Frequency (MHz)	Channel	Conducted power (dBm)	Target Power + Max. Tolerance (dBm)	MPR Allowed per 3GPP(dB)
10	QPSK	1 RB	0	782	23230	20.29	20.50	0
			25	782	23230	20.32	20.50	0
			49	782	23230	20.47	20.50	0
		25 RB	0	782	23230	19.31	19.50	0-1
			12	782	23230	19.47	19.50	0-1
			25	782	23230	19.27	19.50	0-1
		50RB		782	23230	19.36	19.50	0-1
	16-QAM	1 RB	0	782	23230	18.95	19.50	0-1
			25	782	23230	19.22	19.50	0-1
			49	782	23230	18.91	19.50	0-1
		25 RB	0	782	23230	17.84	18.50	0-2
			12	782	23230	17.63	18.50	0-2
			25	782	23230	17.52	18.50	0-2
		50RB		782	23230	18.41	18.50	0-2
	64-QAM	1 RB	0	782	23230	17.92	18.50	0-2
			25	782	23230	17.61	18.50	0-2
			49	782	23230	17.58	18.50	0-2
		25 RB	0	782	23230	17.18	17.50	0-3
			12	782	23230	16.92	17.50	0-3
			25	782	23230	17.09	17.50	0-3
		50RB		782	23230	16.75	17.50	0-3
	256-QAM	1 RB	0	782	23230	14.63	15.50	0-5
			25	782	23230	14.64	15.50	0-5
			49	782	23230	15.00	15.50	0-5
		25 RB	0	782	23230	14.56	15.50	0-5
			12	782	23230	15.11	15.50	0-5
			25	782	23230	15.45	15.50	0-5
		50RB		782	23230	15.15	15.50	0-5

FDD Band 13								
BW(Mhz)	Modulation	RB Size	RB Offset	Frequency (MHz)	Channel	Conducted power (dBm)	Target Power + Max. Tolerance (dBm)	MPR Allowed per 3GPP(dB)
5	QPSK	1 RB	0	779.5	23205	20.02	20.50	0
				782	23230	19.75	20.50	0
				784.5	23255	19.73	20.50	0
			12	779.5	23205	19.76	20.50	0
				782	23230	20.05	20.50	0
				784.5	23255	19.89	20.50	0
			24	779.5	23205	19.78	20.50	0
				782	23230	19.52	20.50	0
				784.5	23255	19.52	20.50	0
		12 RB	0	779.5	23205	19.27	19.50	0-1
				782	23230	19.29	19.50	0-1
				784.5	23255	19.30	19.50	0-1
			6	779.5	23205	18.67	19.50	0-1
				782	23230	18.54	19.50	0-1
				784.5	23255	18.74	19.50	0-1
			13	779.5	23205	18.59	19.50	0-1
				782	23230	18.84	19.50	0-1
				784.5	23255	19.13	19.50	0-1
		25RB		779.5	23205	19.38	19.50	0-1
				782	23230	18.99	19.50	0-1
				784.5	23255	18.49	19.50	0-1
	16-QAM	1 RB	0	779.5	23205	19.20	19.50	0-1
				782	23230	18.64	19.50	0-1
				784.5	23255	19.26	19.50	0-1
			12	779.5	23205	18.69	19.50	0-1
				782	23230	19.00	19.50	0-1
				784.5	23255	19.10	19.50	0-1
			24	779.5	23205	19.45	19.50	0-1
				782	23230	18.93	19.50	0-1
				784.5	23255	19.23	19.50	0-1
		12 RB	0	779.5	23205	18.00	18.50	0-2
				782	23230	17.82	18.50	0-2
				784.5	23255	17.48	18.50	0-2
			6	779.5	23205	17.64	18.50	0-2
				782	23230	18.22	18.50	0-2
				784.5	23255	17.53	18.50	0-2
			13	779.5	23205	17.76	18.50	0-2
				782	23230	17.73	18.50	0-2
				784.5	23255	17.70	18.50	0-2
		25RB		779.5	23205	18.09	18.50	0-2
				782	23230	18.28	18.50	0-2
				784.5	23255	18.33	18.50	0-2
	64-QAM	1 RB	0	779.5	23205	17.55	18.50	0-2
				782	23230	18.21	18.50	0-2
				784.5	23255	18.32	18.50	0-2
			12	779.5	23205	18.23	18.50	0-2
				782	23230	17.75	18.50	0-2
				784.5	23255	18.19	18.50	0-2
			24	779.5	23205	17.87	18.50	0-2
				782	23230	17.98	18.50	0-2
				784.5	23255	17.88	18.50	0-2
		12 RB	0	779.5	23205	16.65	17.50	0-3
				782	23230	16.87	17.50	0-3
				784.5	23255	16.77	17.50	0-3
			6	779.5	23205	17.44	17.50	0-3
				782	23230	16.57	17.50	0-3
				784.5	23255	16.57	17.50	0-3
			13	779.5	23205	17.24	17.50	0-3
				782	23230	16.48	17.50	0-3
				784.5	23255	16.52	17.50	0-3
		25RB		779.5	23205	16.58	17.50	0-3
				782	23230	17.09	17.50	0-3
				784.5	23255	16.49	17.50	0-3
	256-QAM	1 RB	0	779.5	23205	15.23	15.50	0-5
				782	23230	14.70	15.50	0-5
				784.5	23255	14.81	15.50	0-5
			12	779.5	23205	14.53	15.50	0-5
				782	23230	14.74	15.50	0-5
				784.5	23255	15.45	15.50	0-5
			24	779.5	23205	15.37	15.50	0-5
				782	23230	14.62	15.50	0-5
				784.5	23255	15.37	15.50	0-5
		12 RB	0	779.5	23205	14.80	15.50	0-5
				782	23230	14.76	15.50	0-5
				784.5	23255	15.02	15.50	0-5
			6	779.5	23205	15.24	15.50	0-5
				782	23230	14.61	15.50	0-5
				784.5	23255	15.45	15.50	0-5
			13	779.5	23205	14.55	15.50	0-5
				782	23230	14.70	15.50	0-5
				784.5	23255	15.08	15.50	0-5
		25RB		779.5	23205	14.85	15.50	0-5
				782	23230	14.65	15.50	0-5
				784.5	23255	15.22	15.50	0-5

Unless otherwise stated the results shown in this test report refer only to the sample(s) tested and such sample(s) are retained for 90 days only.
除非另有說明，此報告結果僅對測試之樣品負責，同時此樣品僅保留90天。本報告未經本公司書面許可，不可部份複製。
This document is issued by the Company subject to its General Conditions of Service printed overleaf, available on request or accessible at http://www.sgs.com.tw/Terms-and-Conditions and for electronic format documents, subject to Terms and Conditions for Electronic Documents at http://www.sgs.com.tw/Terms-and-Conditions. Attention is drawn to the limitation of liability, indemnification and jurisdiction issues defined therein. Any holder of this document is advised that information contained hereon reflects the Company's findings at the time of its intervention only and within the limits of Client's instructions, if any. The Company's sole responsibility is to its Client and this document does not exonerate parties to a transaction from exercising all their rights and obligations under the transaction documents. This document cannot be reproduced except in full, without prior written approval of the Company. Any unauthorized alteration, forgery or falsification of the content or appearance of this document is unlawful and offenders may be prosecuted to the fullest extent of the law.

LTE FDD Band 17 - conducted power table:
WWAN UAT hotspot calling mode reduced power

FDD Band 17								
BW(MHz)	Modulation	RB Size	RB Offset	Frequency (MHz)	Channel	Conducted power (dBm)	Target Power + Max. Tolerance (dBm)	MPR Allowed per 3GPP(dB)
10	QPSK	1 RB	0	709	23780	20.84	21.00	0
				710	23790	20.90	21.00	0
				711	23800	20.94	21.00	0
			25	709	23780	20.80	21.00	0
				710	23790	20.89	21.00	0
				711	23800	20.80	21.00	0
			49	709	23780	20.91	21.00	0
				710	23790	20.87	21.00	0
				711	23800	20.83	21.00	0
		25 RB	0	709	23780	19.95	20.00	0-1
				710	23790	19.78	20.00	0-1
				711	23800	19.82	20.00	0-1
			12	709	23780	19.82	20.00	0-1
				710	23790	19.94	20.00	0-1
				711	23800	19.82	20.00	0-1
			25	709	23780	19.77	20.00	0-1
				710	23790	19.86	20.00	0-1
				711	23800	19.96	20.00	0-1
		50RB		709	23780	19.92	20.00	0-1
				710	23790	19.78	20.00	0-1
				711	23800	19.88	20.00	0-1
	16-QAM	1 RB	0	709	23780	19.95	20.00	0-1
				710	23790	19.87	20.00	0-1
				711	23800	19.78	20.00	0-1
			25	709	23780	19.93	20.00	0-1
				710	23790	19.80	20.00	0-1
				711	23800	19.80	20.00	0-1
			49	709	23780	19.92	20.00	0-1
				710	23790	19.87	20.00	0-1
				711	23800	19.81	20.00	0-1
		25 RB	0	709	23780	18.77	19.00	0-2
				710	23790	18.78	19.00	0-2
				711	23800	18.90	19.00	0-2
			12	709	23780	18.92	19.00	0-2
				710	23790	18.83	19.00	0-2
				711	23800	18.79	19.00	0-2
			25	709	23780	18.79	19.00	0-2
				710	23790	18.88	19.00	0-2
				711	23800	18.92	19.00	0-2
		50RB		709	23780	18.91	19.00	0-2
				710	23790	18.84	19.00	0-2
				711	23800	18.87	19.00	0-2
	64-QAM	1 RB	0	709	23780	18.96	19.00	0-2
				710	23790	18.89	19.00	0-2
				711	23800	18.87	19.00	0-2
			25	709	23780	18.79	19.00	0-2
				710	23790	18.84	19.00	0-2
				711	23800	18.91	19.00	0-2
			49	709	23780	18.82	19.00	0-2
				710	23790	18.96	19.00	0-2
				711	23800	18.85	19.00	0-2
		25 RB	0	709	23780	17.96	18.00	0-3
				710	23790	17.85	18.00	0-3
				711	23800	17.84	18.00	0-3
			12	709	23780	17.89	18.00	0-3
				710	23790	17.77	18.00	0-3
				711	23800	17.95	18.00	0-3
			25	709	23780	17.89	18.00	0-3
				710	23790	17.80	18.00	0-3
				711	23800	17.88	18.00	0-3
		50RB		709	23780	17.81	18.00	0-3
				710	23790	17.85	18.00	0-3
				711	23800	17.96	18.00	0-3
	256-QAM	1 RB	0	709	23780	15.94	16.00	0-5
				710	23790	15.85	16.00	0-5
				711	23800	15.94	16.00	0-5
			25	709	23780	15.95	16.00	0-5
				710	23790	15.91	16.00	0-5
				711	23800	15.91	16.00	0-5
			49	709	23780	15.79	16.00	0-5
				710	23790	15.90	16.00	0-5
				711	23800	15.87	16.00	0-5
		25 RB	0	709	23780	15.77	16.00	0-5
				710	23790	15.78	16.00	0-5
				711	23800	15.89	16.00	0-5
			12	709	23780	15.95	16.00	0-5
				710	23790	15.90	16.00	0-5
				711	23800	15.77	16.00	0-5
			25	709	23780	15.86	16.00	0-5
				710	23790	15.80	16.00	0-5
				711	23800	15.91	16.00	0-5
		50RB		709	23780	15.81	16.00	0-5
				710	23790	15.84	16.00	0-5
				711	23800	15.90	16.00	0-5

FDD Band 17								
BW(MHz)	Modulation	RB Size	RB Offset	Frequency (MHz)	Channel	Conducted power (dBm)	Target Power + Max. Tolerance (dBm)	MPR Allowed per 3GPP(dB)
5	QPSK	1 RB	0	706.5	23755	20.79	21.00	0
				710	23790	20.85	21.00	0
				713.5	23825	20.81	21.00	0
			12	706.5	23755	20.79	21.00	0
				710	23790	20.96	21.00	0
				713.5	23825	20.96	21.00	0
			24	706.5	23755	20.95	21.00	0
				710	23790	20.94	21.00	0
				713.5	23825	20.80	21.00	0
		12 RB	0	706.5	23755	19.85	20.00	0-1
				710	23790	19.85	20.00	0-1
				713.5	23825	19.94	20.00	0-1
			6	706.5	23755	19.91	20.00	0-1
				710	23790	19.91	20.00	0-1
				713.5	23825	19.89	20.00	0-1
			13	706.5	23755	19.80	20.00	0-1
				710	23790	19.78	20.00	0-1
				713.5	23825	19.95	20.00	0-1
		25RB		706.5	23755	19.87	20.00	0-1
				710	23790	19.87	20.00	0-1
				713.5	23825	19.82	20.00	0-1
	16-QAM	1 RB	0	706.5	23755	19.84	20.00	0-1
				710	23790	19.94	20.00	0-1
				713.5	23825	19.79	20.00	0-1
			12	706.5	23755	19.81	20.00	0-1
				710	23790	19.80	20.00	0-1
				713.5	23825	19.79	20.00	0-1
			24	706.5	23755	19.79	20.00	0-1
				710	23790	19.96	20.00	0-1
				713.5	23825	19.77	20.00	0-1
		12 RB	0	706.5	23755	18.84	19.00	0-2
				710	23790	18.92	19.00	0-2
				713.5	23825	18.78	19.00	0-2
			6	706.5	23755	18.79	19.00	0-2
				710	23790	18.92	19.00	0-2
				713.5	23825	18.78	19.00	0-2
			13	706.5	23755	18.92	19.00	0-2
				710	23790	18.80	19.00	0-2
				713.5	23825	18.90	19.00	0-2
		25RB		706.5	23755	18.77	19.00	0-2
				710	23790	18.85	19.00	0-2
				713.5	23825	18.88	19.00	0-2
	64-QAM	1 RB	0	706.5	23755	18.80	19.00	0-2
				710	23790	18.82	19.00	0-2
				713.5	23825	18.86	19.00	0-2
			12	706.5	23755	18.86	19.00	0-2
				710	23790	18.80	19.00	0-2
				713.5	23825	18.77	19.00	0-2
			24	706.5	23755	18.92	19.00	0-2
				710	23790	18.94	19.00	0-2
				713.5	23825	18.96	19.00	0-2
		12 RB	0	706.5	23755	17.85	18.00	0-3
				710	23790	17.92	18.00	0-3
				713.5	23825	17.78	18.00	0-3
			6	706.5	23755	17.93	18.00	0-3
				710	23790	17.91	18.00	0-3
				713.5	23825	17.89	18.00	0-3
			13	706.5	23755	17.81	18.00	0-3
				710	23790	17.86	18.00	0-3
				713.5	23825	17.95	18.00	0-3
		25RB		706.5	23755	17.94	18.00	0-3
				710	23790	17.89	18.00	0-3
				713.5	23825	17.96	18.00	0-3
	256-QAM	1 RB	0	706.5	23755	15.92	16.00	0-5
				710	23790	15.90	16.00	0-5
				713.5	23825	15.85	16.00	0-5
			12	706.5	23755	15.93	16.00	0-5
				710	23790	15.93	16.00	0-5
				713.5	23825	15.89	16.00	0-5
			24	706.5	23755	15.87	16.00	0-5
				710	23790	15.84	16.00	0-5
				713.5	23825	15.77	16.00	0-5
		12 RB	0	706.5	23755	15.91	16.00	0-5
				710	23790	15.82	16.00	0-5
				713.5	23825	15.88	16.00	0-5
			6	706.5	23755	15.80	16.00	0-5
				710	23790	15.96	16.00	0-5
				713.5	23825	15.77	16.00	0-5
			13	706.5	23755	15.96	16.00	0-5
				710	23790	15.82	16.00	0-5
				713.5	23825	15.84	16.00	0-5
		25RB		706.5	23755	15.85	16.00	0-5
				710	23790	15.79	16.00	0-5
				713.5	23825	15.90	16.00	0-5

Unless otherwise stated the results shown in this test report refer only to the sample(s) tested and such sample(s) are retained for 90 days only.
除非另有說明，此報告結果僅對測試之樣品負責，同時此樣品僅保留90天。本報告未經本公司書面許可，不可部份複製。
This document is issued by the Company subject to its General Conditions of Service printed overleaf, available on request or accessible at http://www.sgs.com.tw/Terms-and-Conditions and for electronic format documents, subject to Terms and Conditions for Electronic Documents at http://www.sgs.com.tw/Terms-and-Conditions. Attention is drawn to the limitation of liability, indemnification and jurisdiction issues defined therein. Any holder of this document is advised that information contained hereon reflects the Company's findings at the time of its intervention only and within the limits of Client's instructions, if any. The Company's sole responsibility is to its Client and this document does not exonerate parties to a transaction from exercising all their rights and obligations under the transaction documents. This document cannot be reproduced except in full, without prior written approval of the Company. Any unauthorized alteration, forgery or falsification of the content or appearance of this document is unlawful and offenders may be prosecuted to the fullest extent of the law.

LTE FDD Band 25 - conducted power table: WWAN_LAT hotspot Reduced power

FDD Band 25									
BW(MHz)	Modulation	RB Size	RB Offset	Frequency (MHz)	Channel	Conducted power (dBm)	Target Power + Max. Tolerance (dBm)	MPR Scaling factor (Linear)	MPR Scaling factor (dB)
20	QPSK	1 RB	0	1860	26140	20.69	21.00	1	0
				1914.9	26565	20.62	21.00	1	0
				1965	26990	20.76	21.00	1	0
			50	1860.7	26140.7	20.62	21.00	1	0
				1914.9	26565.7	20.62	21.00	1	0
				1965	26990.7	20.69	21.00	1	0
			99	1861.4	26141.4	20.69	21.00	1	0
				1965	26991.4	20.77	21.00	1	0
		50 RB	0	1860	26140	19.67	20.00	0.1	0.0
				1914.9	26565	19.67	20.00	0.1	0.0
				1965	26990	19.76	20.00	0.1	0.0
			25	1860.7	26140.7	19.67	20.00	0.1	0.0
				1914.9	26565.7	19.67	20.00	0.1	0.0
				1965	26990.7	19.69	20.00	0.1	0.0
			50	1861.4	26141.4	19.67	20.00	0.1	0.0
				1965	26991.4	19.69	20.00	0.1	0.0
		100 RB	0	1862.5	26142.5	18.67	20.00	0.1	0.0
				1914.9	26565	18.67	20.00	0.1	0.0
				1965	26990	18.69	20.00	0.1	0.0
	16-QAM	1 RB	0	1860	26140	19.77	20.00	0.1	0.0
				1914.9	26565	19.77	20.00	0.1	0.0
				1965	26990	19.76	20.00	0.1	0.0
			50	1860.7	26140.7	19.77	20.00	0.1	0.0
				1914.9	26565.7	19.77	20.00	0.1	0.0
				1965	26990.7	19.69	20.00	0.1	0.0
			99	1861.4	26141.4	19.77	20.00	0.1	0.0
				1965	26991.4	19.69	20.00	0.1	0.0
		50 RB	0	1860	26140	18.69	19.00	0.2	0.0
				1914.9	26565	18.69	19.00	0.2	0.0
				1965	26990	18.76	19.00	0.2	0.0
			25	1860.7	26140.7	18.69	19.00	0.2	0.0
				1914.9	26565.7	18.69	19.00	0.2	0.0
				1965	26990.7	18.77	19.00	0.2	0.0
			50	1861.4	26141.4	18.69	19.00	0.2	0.0
				1965	26991.4	18.77	19.00	0.2	0.0
		100 RB	0	1862.5	26142.5	17.69	19.00	0.2	0.0
				1914.9	26565	17.69	19.00	0.2	0.0
				1965	26990	17.77	19.00	0.2	0.0
	64-QAM	1 RB	0	1860	26140	18.85	19.00	0.2	0.0
				1914.9	26565	18.85	19.00	0.2	0.0
				1965	26990	18.76	19.00	0.2	0.0
			50	1860.7	26140.7	18.85	19.00	0.2	0.0
				1914.9	26565.7	18.85	19.00	0.2	0.0
				1965	26990.7	18.77	19.00	0.2	0.0
			99	1861.4	26141.4	18.85	19.00	0.2	0.0
				1965	26991.4	18.77	19.00	0.2	0.0
		50 RB	0	1860	26140	17.85	18.00	0.3	0.0
				1914.9	26565	17.85	18.00	0.3	0.0
				1965	26990	17.76	18.00	0.3	0.0
			25	1860.7	26140.7	17.85	18.00	0.3	0.0
				1914.9	26565.7	17.85	18.00	0.3	0.0
				1965	26990.7	17.77	18.00	0.3	0.0
			50	1861.4	26141.4	17.85	18.00	0.3	0.0
				1965	26991.4	17.77	18.00	0.3	0.0
		100 RB	0	1862.5	26142.5	16.85	18.00	0.3	0.0
				1914.9	26565	16.85	18.00	0.3	0.0
				1965	26990	16.76	18.00	0.3	0.0
	256-QAM	1 RB	0	1860	26140	16.93	17.00	0.3	0.0
				1914.9	26565	16.93	17.00	0.3	0.0
				1965	26990	16.85	17.00	0.3	0.0
			50	1860.7	26140.7	16.93	17.00	0.3	0.0
				1914.9	26565.7	16.93	17.00	0.3	0.0
				1965	26990.7	16.85	17.00	0.3	0.0
			99	1861.4	26141.4	16.93	17.00	0.3	0.0
				1965	26991.4	16.85	17.00	0.3	0.0
		50 RB	0	1860	26140	15.93	16.00	0.4	0.0
				1914.9	26565	15.93	16.00	0.4	0.0
				1965	26990	15.85	16.00	0.4	0.0
			25	1860.7	26140.7	15.93	16.00	0.4	0.0
				1914.9	26565.7	15.93	16.00	0.4	0.0
				1965	26990.7	15.85	16.00	0.4	0.0
			50	1861.4	26141.4	15.93	16.00	0.4	0.0
				1965	26991.4	15.85	16.00	0.4	0.0
		100 RB	0	1862.5	26142.5	14.93	16.00	0.4	0.0
				1914.9	26565	14.93	16.00	0.4	0.0
				1965	26990	14.85	16.00	0.4	0.0

FDD Band 25									
BW(MHz)	Modulation	RB Size	RB Offset	Frequency (MHz)	Channel	Conducted power (dBm)	Target Power + Max. Tolerance (dBm)	MPR Scaling factor (Linear)	MPR Scaling factor (dB)
15	QPSK	1 RB	0	1857.5	26115	20.69	21.00	1	0
				1914.9	26565	20.62	21.00	1	0
				1967.5	26015	20.72	21.00	1	0
			36	1857.5	26115	20.62	21.00	1	0
				1914.9	26565	20.62	21.00	1	0
				1967.5	26015	20.69	21.00	1	0
			74	1857.5	26115	20.74	21.00	1	0
				1914.9	26565	20.69	21.00	1	0
				1967.5	26015	20.77	21.00	1	0
		36 RB	0	1857.5	26115	19.67	20.00	0.1	0.0
				1914.9	26565	19.67	20.00	0.1	0.0
				1967.5	26015	19.76	20.00	0.1	0.0
			18	1857.5	26115	19.67	20.00	0.1	0.0
				1914.9	26565	19.67	20.00	0.1	0.0
				1967.5	26015	19.69	20.00	0.1	0.0
			37	1857.5	26115	19.67	20.00	0.1	0.0
				1914.9	26565	19.69	20.00	0.1	0.0
				1967.5	26015	19.77	20.00	0.1	0.0
		75 RB	0	1858.5	26125	18.67	20.00	0.1	0.0
				1914.9	26565	18.67	20.00	0.1	0.0
				1967.5	26015	18.76	20.00	0.1	0.0
	16-QAM	1 RB	0	1857.5	26115	19.77	20.00	0.1	0.0
				1914.9	26565	19.77	20.00	0.1	0.0
				1967.5	26015	19.76	20.00	0.1	0.0
			36	1857.5	26115	19.77	20.00	0.1	0.0
				1914.9	26565	19.77	20.00	0.1	0.0
				1967.5	26015	19.69	20.00	0.1	0.0
			74	1857.5	26115	19.77	20.00	0.1	0.0
				1914.9	26565	19.69	20.00	0.1	0.0
				1967.5	26015	19.76	20.00	0.1	0.0
		36 RB	0	1857.5	26115	18.85	19.00	0.2	0.0
				1914.9	26565	18.85	19.00	0.2	0.0
				1967.5	26015	18.76	19.00	0.2	0.0
			18	1857.5	26115	18.85	19.00	0.2	0.0
				1914.9	26565	18.85	19.00	0.2	0.0
				1967.5	26015	18.77	19.00	0.2	0.0
			37	1857.5	26115	18.85	19.00	0.2	0.0
				1914.9	26565	18.77	19.00	0.2	0.0
				1967.5	26015	18.69	19.00	0.2	0.0
		75 RB	0	1858.5	26125	17.85	18.00	0.3	0.0
				1914.9	26565	17.85	18.00	0.3	0.0
				1967.5	26015	17.76	18.00	0.3	0.0
	64-QAM	1 RB	0	1857.5	26115	18.85	19.00	0.2	0.0
				1914.9	26565	18.85	19.00	0.2	0.0
				1967.5	26015	18.76	19.00	0.2	0.0
			36	1857.5	26115	18.85	19.00	0.2	0.0
				1914.9	26565	18.85	19.00	0.2	0.0
				1967.5	26015	18.77	19.00	0.2	0.0
			74	1857.5	26115	18.85	19.00	0.2	0.0
				1914.9	26565	18.77	19.00	0.2	0.0
				1967.5	26015	18.76	19.00	0.2	0.0
		36 RB	0	1857.5	26115	17.85	18.00	0.3	0.0
				1914.9	26565	17.85	18.00	0.3	0.0
				1967.5	26015	17.76	18.00	0.3	0.0
			18	1857.5	26115	17.85	18.00	0.3	0.0
				1914.9	26565	17.85	18.00	0.3	0.0
				1967.5	26015	17.77	18.00	0.3	0.0
			37	1857.5	26115	17.85	18.00	0.3	0.0
				1914.9	26565	17.77	18.00	0.3	0.0
				1967.5	26015	17.69	18.00	0.3	0.0
		75 RB	0	1858.5	26125	16.85	18.00	0.3	0.0
				1914.9	26565	16.85	18.00	0.3	0.0
				1967.5	26015	16.76	18.00	0.3	0.0
	256-QAM	1 RB	0	1857.5	26115	16.93	17.00	0.3	0.0
				1914.9	26565	16.93	17.00	0.3	0.0
				1967.5	26015	16.85	17.00	0.3	0.0
			36	1857.5	26115	16.93	17.00	0.3	0.0
				1914.9	26565	16.93	17.00	0.3	0.0
				1967.5	26015	16.85	17.00	0.3	0.0
			74	1857.5	26115	16.93	17.00	0.3	0.0
				1914.9	26565	16.85	17.00	0.3	0.0
				1967.5	26015	16.76	17.00	0.3	0.0
		36 RB	0	1857.5	26115	15.93	16.00	0.4	0.0
				1914.9	26565	15.93	16.00	0.4	0.0
				1967.5	26015	15.85	16.00	0.4	0.0
			18	1857.5	26115	15.93	16.00	0.4	0.0
				1914.9	26565	15.93	16.00	0.4	0.0
				1967.5	26015	15.85	16.00	0.4	0.0
			37	1857.5	26115	15.93	16.00	0.4	0.0
				1914.9	26565	15.85	16.00	0.4	0.0
				1967.5	26015	15.76	16.00	0.4	0.0
		75 RB	0	1858.5	26125	14.93	16.00	0.4	0.0
				1914.9	26565	14.93	16.00	0.4	0.0
				1967.5	26015	14.85	16.00	0.4	0.0

FDD Band 25									
BW(MHz)	Modulation	RB Size	RB Offset	Frequency (MHz)	Channel	Conducted power (dBm)	Target Power + Max. Tolerance (dBm)	MPR Scaling factor (Linear)	MPR Scaling factor (dB)
10	QPSK	1 RB	0	1855	26040	20.64	21.00	1	0
				1914.9	26565	20.62	21.00	1	0
				1970	26090	20.73	21.00	1	0
			25	1855.7	26040.7	20.62	21.00	1	0
				1914.9	26565.7	20.62	21.00	1	0
				1970	26090.7	20.64	21.00	1	0
			49	1856.4	26041.4	20.64	21.00	1	0
				1970	26091.4	20.65	21.00	1	0
		25 RB	0	1855	26040	19.67	20.00	0.1	0.0
				1914.9	26565	19.67	20.00	0.1	0.0
				1970	26090	19.76	20.00	0.1	0.0
			12	1855.7	26040.7	19.67	20.00	0.1	0.0
				1914.9	26565.7	19.67	20.00	0.1	0.0
				1970	26090.7	19.69	20.00	0.1	0.0
			24	1856.4	26041.4	19.67	20.00	0.1	0.0
				1970	26091.4	19.69	20.00	0.1	0.0
		50 RB	0	1855	26040	18.67	20.00	0.1	0.0
				1914.9	26565	18.67	20.00	0.1	0.0
				1970	26090	18.69	20.00	0.1	0.0
	16-QAM	1 RB	0	1855	26040	19.77	20.00	0.1	0.0
				1914.9	26565	19.77	20.00	0.1	0.0
				1970	26090	19.76	20.00	0.1	0.0
			25	1855.7	26040.7	19.77	20.00	0.1	0.0
				1914.9	26565.7	19.77	20.00	0.1	0.0
				1970	26090.7	19.69	20.00	0.1	0.0
			49	1856.4	26041.4	19.77	20.00	0.1	0.0
				1970	26091.4	19.69	20.00	0.1	0.0
		25 RB	0	1855	26040	18.85	19.00	0.2	0.0
				1914.9	26565	18.85	19.00	0.2	0.0
				1970	26090	18.76	19.00	0.2	0.0
			12	1855.7	26040.7	18.85	19.00	0.2	0.0
				1914.9	26565.7	18.85	19.00	0.2	0.0
				1970	26090.7	18.77	19.00	0.2	0.0
			24	1856.4	26041.4	18.85	19.00	0.2	0.0
				1970	26091.4	18.77	19.00	0.2	0.0
		50 RB	0	1855	26040	17.85	18.00	0.3	0.0
				1914.9	26565	17.85	18.00	0.3	0.0
				1970	26090	17.76	18.00	0.3	0.0
	64-QAM	1 RB	0	1855	26040	18.85	19.00	0.2	0.0
				1914.9	26565	18.85	19.00	0.2	0.0
				1970	26090	18.76	19.00	0.2	0.0
			25	1855.7	26040.7	18.85	19.00	0.2	0.0
				1914.9	26565.7	18.85	19.00	0.2	0.0
				1970	26090.7	18.77	19.00	0.2	0.0
			24	1856.4	26041.4	18.85	19.00	0.2	0.0
				1970	26091.4	18.77	19.00	0.2	0.0
		50 RB	0	1855	26040	17.85	18.00	0.3	0.0
				1914.9	26565	17.85	18.00	0.3	0.0
				1970	26090	17.76	18.00	0.3	0.0
	256-QAM	1 RB	0	1855	26040	16.93	17.00	0.3	0.0
				1914.9	26565	16.93	17.00	0.3	0.0
				1970	26090	16.85	17.00	0.3	0.0
			25	1855.7	26040.7	16.93	17.00	0.3	0.0
				1914.9	26565.7	16.93	17.00	0.3	0.0
				1970	26090.7	16.85	17.00	0.3	0.0
			24	1856.4	26041.4	16.93	17.00	0.3	0.0
				1970	26091.4	16.85	17.00	0.3	0.0
		50 RB	0	1855	26040	15.93	16.00	0.4	0.0
				1914.9	26565	15.93	16.00	0.4	0.0
				1970	26090	15.85	16.00	0.4	0.0

FDD Band 25									
BW(MHz)	Modulation	RB Size	RB Offset	Frequency (MHz)	Channel	Conducted power (dBm)	Target Power + Max. Tolerance (dBm)	MPR Scaling factor (Linear)	MPR Scaling factor (dB)
5	QPSK	1 RB	0	1852.5	26015	20.69	21.00	1	0
				1914.9	26565	20.62	21.00	1	0
				1975.5	26115	20.76	21.00	1	0
			12	1852.5	26015	20.76	21.00	1	0
				1914.9	26565	20.62	21.00	1	0
				1975.5	26115	20.69	21.00	1	0
			24	1852.5	26015	20.77	21.00	1	0
				1914.9	26565	20.69	21.00	1	0
				1975.5	26115	20.77	21.00	1	0
		12 RB	0	1852.5	26015	19.67	20.00	0.1	0.0
				1914.9	26565	19.67	20.00	0.1	0.0
				1975.5	26115	19.76	20.00	0.1	0.0
			6	1852.5	26015	19.67	20.00	0.1	0.0
				1914.9	26565	19.67	20.00	0.1	0.0
				1975.5	26115	19.69	20.00	0.1	0.0
			12	1852.5	26015	19.67	20.00	0.1	0.0
				1914.9	26565	19.69	20.00	0.1	0.0
		25 RB	0	1852.5	26015	18.67	20.00	0.1	0.0
				1914.9	26565	18.67	20.00	0.1	0.0
				1975.5	26115	18.76	20.00	0.1	0.0
	16-QAM	1 RB	0	1852.5	26015	19.77	20.00	0.1	0.0
				1914.9	26565	19.77	20.00	0.1	0.0
				1975.5	26115	19.76	20.00	0.1	0.0
			12	1852.5	26015	19.77	20.00	0.1	0.0
				1914.9	26565	19.77	20.00	0.1	0.0
				1975.5	26115	19.69	20.00	0.1	0.0
			24	1852.5	26015	19.77	20.00	0.1	0.0
				1914.9	26565	19.69	20.00	0.1	0.0
		25 RB	0	1852.5	26015	18.85	19.00	0.2	0.0
				1914.9	26565	18.85	19.00	0.2	0.0
				1975.5	26115	18.76	19.00	0.2	0.0
			12	1852.5	26015	18.85	19.00	0.2	0.0
				1914.9	26565	18.85	19.00	0.2	0.0
				1975.5	26115	18.77	19.00	0.2	0.0
			24	1852.5	26015	18.85	19.00	0.2	0.0
				1914.9	26565	18.77	19.00	0.2	0.0
	64-QAM	1 RB	0	1852.5	26015	18.85	19.00	0.2	0.0
				1914.9	26565	18.85	19.00	0.2	0.0
				1975.5	26115	18.76	19.00	0.2	0.0
			12	1852.5	26015	18.85	19.00	0.2	0.0
				1914.9	26565	18.85	19.00	0.2	0.0
				1975.5	26115	18.77	19.00	0.2	0.0
			24	1852.5	26015	18.85	19.00	0.2	0.0
				1914.9	26565	18.77	19.00	0.2	0.0
		25 RB	0	1852.5	26015	17.85	18.00	0.3	0.0
				1914.9	26565	17.85	18.00	0.3	0.0
				1975.5	26115	17.76	18.00	0.3	0.0
			12	1852.5	26015	17.85	18.00	0.3	0.0
				1914.9	26565	17.85	18.00	0.3	0.0
				1975.5	26115	17.77	18.00	0.3	0.0
			24	1852.5	26015	17.85	18.00	0.3	0.0
				1914.9	26565	17.77	18.00	0.3	0.0
	256-QAM	1 RB	0	1852.5	26015	16.93	17.00	0.3	0.0
				1914.9	26565	16.93	17.00	0.3	0.0
				1975.5	26115	16.85	17.00	0.3	0.0
			12	1852.5	26015	16.93	17.00	0.3	0.0
				1914.9	26565	16.93	17.00	0.3	0.0
				1975.5	26115	16.85	17.00	0.3	0.0
			24	1852.5	26015	16.93	17.00	0.3	0.0
				1914.9	26565	16.85	17.00	0.3	0.0
		25 RB	0	1852.5	26015	15.93	16.00	0.4	0.0
				1914.9	26565	15.93	16.00	0.4	0.0
				1975.5	26115	15.85	16.00	0.4	0.0
			12	1852.5	26015	15.93	16.00	0.4	0.0
				1914.9	26565	15.93	16.00	0.4	0.0
				1975.5	26115	15.85	16.00	0.4	0.0
			24	1852.5	26015	15.93	16.00	0.4	0.0
				1914.9	26565	15.85	16.00	0.4	0.0

FDD Band 25									
BW(MHz)	Modulation	RB Size	RB Offset	Frequency (MHz)	Channel	Conducted power (dBm)	Target Power + Max. Tolerance (dBm)	MPR Scaling factor (Linear)	MPR Scaling factor (dB)
1.4	QPSK	1 RB	0	1850.7	26047	20.69	21.00	1	0
				1882.5	26340	20.62	21.00	1	0
				1914.3	26625	20.69	21.00	1	0
			5	1850.7	26047	20.77	21.00	1	0
				1882.5	26340	20.62	21.00	1	0
				1914.3	26625	20.77	21.00	1	0
			11	1850.7	26047	20.81	21.00	1	0
				1914.3	26625	20.78	21.00	1	0
		3 RB	0	1850.7	26047	20.62	21.00	1	0
				1882.5	26340	19.62	20.00	0.1	0.0
				1914.3	26625	19.69	20.00	0.1	0.0
			2	1850.7	26047	19.64	20.00	0.1	0.0
				1882.5	26340	19.62	20.00	0.1	0.0
				1914.3	26625	19.69	20.00	0.1	0.0
			5	1850.7	26047	19.67	20.00	0.1	0.0
				1914.3	26625	19.69	20.00	0.1	0.0
		6 RB	0	1850.7	26047	18.67	20.00	0.1	0.0
				1882.5	26340	18.62	20.00	0.1	0.0
				1914.3	26625	18.69	20.00	0.1	0.0
	16-QAM	1 RB	0	1850.7	26047	19.77	20.00	0.1	0.0
				1882.5	26340	19.77	20.00	0.1	0.0
				1914.3	26625	19.76	20.00	0.1	0.0
			5	1850.7	26047	19.77	20.00	0.1	0.0
				1882.5	26340	19.77	20.00	0.1	0.0
				1914.3	26625	19.69	20.00	0.1	0.0
			11	1850.7	26047	19.77	20.00	0.1	0.0
				1914.3	26625	19.69	20.00	0.1	0.0
		3 RB	0	1850.7	26047	18.85	19.00	0.2	0.0
				1882.5	26340	18.85	19.00	0.2	0.0
				1914.3	26625	18.76	19.00	0.2	0.0
			2	1850.7	26047	18.85	19.00	0.2	0.0
				1882.5	26340	18.85	19.00	0.2	0.0
				1914.3	26625	18.77	19.00	0.2	0.0
			5	1850.7	26047	18.85	19.00	0.2	0.0
				1914.3	26625	18.77	19.00	0.2	0.0
		6 RB	0	1850.7	26047	17.85	18.00	0.3	0.0
				1882.5	26340	17.85	18.00	0.3	0.0
				1914.3	26625	17.76	18.00	0.3	0.0
	64-QAM	1 RB	0	1850.7	26047	18.85	19.00	0.2	0.0
				1882.5	26340	18.85	19.00	0.2	0.0
				1914.3	26625	18.76	19.00	0.2	0.0
			5	1850.7	26047	18.85	19.00	0.2	0.0
				1882.5	26340	18.85	19.00	0.2	0.0
				1914.3	26625	18.77	19.00	0.2	0.0
			11	1850.7	26047	18.85	19.00	0.2	0.0
				1914.3	26625	18.77	19.00	0.2	0.0
		3 RB	0	1850.7	26047	17.85	18.00	0.3	0.0
				1882.5	26340	17.85	18.00	0.3	0.0
				1914.3	26625	17.76	18.00	0.3	0.0
			2	1850.7	26047	17.85	18.00	0.3	0.0
				1882.5	26340	17.85	18.00	0.3	0.0
				1914.3	26625	17.77	18.00	0.3	0.0
			5	1850.7	26047	17.85	18.00	0.3	0.0
				1914.3	26625	17.77	18.00	0.3	0.0
		6 RB	0	1850.7	26047	16.85	18.00	0.3	0.0
				1882.5	26340	16.85	18.00	0.3	0.0
				1914.3	26625	16.76	18.00	0.3	0.0
	256-QAM	1 RB	0	1850.7	26047	16.93	17.00	0.3	0.0
				1882.5	26340	16.93	17.00	0.3	0.0
				1914.3	26625

Uplink CA Inter-band power

FDD Band 25									
BW(MHz)	Modulation	RB Size	RB Offset	Frequency (MHz)	Channel	Conducted power (dBm)	Target Power + Tolerance (dBm)	MPR (CEPR)(dB)
20	QPSK	1 RB	0	1860	26140	18.99	19.00	0
				1862.5	26165	18.77	19.00	0
				1865	26190	18.69	19.00	0
			50	1860	26140	18.69	19.00	0
				1862.5	26165	18.67	19.00	0
				1865	26190	18.73	19.00	0
			99	1860.7	26143	18.73	19.00	0
				1862.5	26165	18.72	19.00	0
				1864.3	26188	18.73	19.00	0
		50 RB	0	1860.5	26142	17.83	18.00	0.1
				1862.5	26165	17.78	18.00	0.1
				1864.5	26188	17.75	18.00	0.1
			25	1860.5	26142	17.78	18.00	0.1
				1862.5	26165	17.81	18.00	0.1
				1864.5	26188	17.78	18.00	0.1
			50	1860.5	26142	17.81	18.00	0.1
				1862.5	26165	17.83	18.00	0.1
				1864.5	26188	17.82	18.00	0.1
		100RB		1862.5	26165	17.70	18.00	0.1
				1864.5	26188	17.72	18.00	0.1
	16-QAM	1 RB	0	1860	26140	17.79	18.00	0.2
				1862.5	26165	17.81	18.00	0.2
				1865	26190	17.83	18.00	0.2
			50	1860	26140	17.74	18.00	0.2
				1862.5	26165	17.77	18.00	0.2
				1865	26190	17.74	18.00	0.2
			99	1860.7	26143	17.77	18.00	0.2
				1862.5	26165	17.72	18.00	0.2
				1864.3	26188	17.71	18.00	0.2
		50 RB	0	1860.5	26142	16.72	17.00	0.2
				1862.5	26165	16.79	17.00	0.2
				1864.5	26188	16.77	17.00	0.2
			25	1860.5	26142	16.80	17.00	0.2
				1862.5	26165	16.83	17.00	0.2
				1864.5	26188	16.81	17.00	0.2
			50	1860.5	26142	16.78	17.00	0.2
				1862.5	26165	16.87	17.00	0.2
				1864.5	26188	16.83	17.00	0.2
		100RB		1862.5	26165	16.75	17.00	0.2
				1864.5	26188	16.77	17.00	0.2
	64-QAM	1 RB	0	1860	26140	16.73	17.00	0.2
				1862.5	26165	16.74	17.00	0.2
				1865	26190	16.68	17.00	0.2
			50	1860	26140	16.67	17.00	0.2
				1862.5	26165	16.73	17.00	0.2
				1865	26190	16.69	17.00	0.2
			99	1860.7	26143	16.69	17.00	0.2
				1862.5	26165	16.72	17.00	0.2
				1864.3	26188	16.71	17.00	0.2
		50 RB	0	1860.5	26142	15.72	16.00	0.2
				1862.5	26165	15.74	16.00	0.2
				1864.5	26188	15.73	16.00	0.2
			25	1860.5	26142	15.73	16.00	0.2
				1862.5	26165	15.77	16.00	0.2
				1864.5	26188	15.75	16.00	0.2
			50	1860.5	26142	15.72	16.00	0.2
				1862.5	26165	15.77	16.00	0.2
				1864.5	26188	15.73	16.00	0.2
		100RB		1862.5	26165	15.69	16.00	0.2
				1864.5	26188	15.71	16.00	0.2
	256-QAM	1 RB	0	1860	26140	15.63	15.00	0.5
				1862.5	26165	15.67	15.00	0.5
				1865	26190	15.79	15.00	0.5
			50	1860	26140	15.68	15.00	0.5
				1862.5	26165	15.61	15.00	0.5
				1865	26190	15.79	15.00	0.5
			99	1860.7	26143	15.79	15.00	0.5
				1862.5	26165	15.72	15.00	0.5
				1864.3	26188	15.77	15.00	0.5
		50 RB	0	1860.5	26142	14.62	14.00	0.5
				1862.5	26165	14.75	14.00	0.5
				1864.5	26188	14.72	14.00	0.5
			25	1860.5	26142	14.75	14.00	0.5
				1862.5	26165	14.77	14.00	0.5
				1864.5	26188	14.73	14.00	0.5
			50	1860.5	26142	14.72	14.00	0.5
				1862.5	26165	14.77	14.00	0.5
				1864.5	26188	14.73	14.00	0.5
		100RB		1862.5	26165	14.69	14.00	0.5
				1864.5	26188	14.69	14.00	0.5

FDD Band 25									
BW(MHz)	Modulation	RB Size	RB Offset	Frequency (MHz)	Channel	Conducted power (dBm)	Target Power + Tolerance (dBm)	MPR (CEPR)(dB)
15	QPSK	1 RB	0	1857.5	26115	18.79	19.00	0
				1860	26140	18.79	19.00	0
				1862.5	26165	18.78	19.00	0
			36	1857.5	26115	18.81	19.00	0
				1860	26140	18.81	19.00	0
				1862.5	26165	18.81	19.00	0
			74	1857.5	26115	18.81	19.00	0
				1860	26140	18.81	19.00	0
				1862.5	26165	18.81	19.00	0
		36 RB	0	1857.5	26115	17.80	18.00	0.1
				1860	26140	17.80	18.00	0.1
				1862.5	26165	17.80	18.00	0.1
			18	1857.5	26115	17.80	18.00	0.1
				1860	26140	17.80	18.00	0.1
				1862.5	26165	17.80	18.00	0.1
			37	1857.5	26115	17.80	18.00	0.1
				1860	26140	17.80	18.00	0.1
				1862.5	26165	17.80	18.00	0.1
		75RB		1857.5	26115	17.80	18.00	0.1
				1860	26140	17.80	18.00	0.1
				1862.5	26165	17.80	18.00	0.1
	16-QAM	1 RB	0	1857.5	26115	17.80	18.00	0.2
				1860	26140	17.80	18.00	0.2
				1862.5	26165	17.80	18.00	0.2
			36	1857.5	26115	17.80	18.00	0.2
				1860	26140	17.80	18.00	0.2
				1862.5	26165	17.80	18.00	0.2
			74	1857.5	26115	17.80	18.00	0.2
				1860	26140	17.80	18.00	0.2
				1862.5	26165	17.80	18.00	0.2
		36 RB	0	1857.5	26115	16.80	17.00	0.2
				1860	26140	16.80	17.00	0.2
				1862.5	26165	16.80	17.00	0.2
			18	1857.5	26115	16.80	17.00	0.2
				1860	26140	16.80	17.00	0.2
				1862.5	26165	16.80	17.00	0.2
			37	1857.5	26115	16.80	17.00	0.2
				1860	26140	16.80	17.00	0.2
				1862.5	26165	16.80	17.00	0.2
		75RB		1857.5	26115	16.80	17.00	0.2
				1860	26140	16.80	17.00	0.2
				1862.5	26165	16.80	17.00	0.2
	64-QAM	1 RB	0	1857.5	26115	16.80	17.00	0.2
				1860	26140	16.80	17.00	0.2
				1862.5	26165	16.80	17.00	0.2
			36	1857.5	26115	16.80	17.00	0.2
				1860	26140	16.80	17.00	0.2
				1862.5	26165	16.80	17.00	0.2
			74	1857.5	26115	16.80	17.00	0.2
				1860	26140	16.80	17.00	0.2
				1862.5	26165	16.80	17.00	0.2
		36 RB	0	1857.5	26115	15.80	16.00	0.2
				1860	26140	15.80	16.00	0.2
				1862.5	26165	15.80	16.00	0.2
			18	1857.5	26115	15.80	16.00	0.2
				1860	26140	15.80	16.00	0.2
				1862.5	26165	15.80	16.00	0.2
			37	1857.5	26115	15.80	16.00	0.2
				1860	26140	15.80	16.00	0.2
				1862.5	26165	15.80	16.00	0.2
		75RB		1857.5	26115	15.80	16.00	0.2
				1860	26140	15.80	16.00	0.2
				1862.5	26165	15.80	16.00	0.2
	256-QAM	1 RB	0	1857.5	26115	15.80	16.00	0.5
				1860	26140	15.80	16.00	0.5
				1862.5	26165	15.80	16.00	0.5
			36	1857.5	26115	15.80	16.00	0.5
				1860	26140	15.80	16.00	0.5
				1862.5	26165	15.80	16.00	0.5
			74	1857.5	26115	15.80	16.00	0.5
				1860	26140	15.80	16.00	0.5
				1862.5	26165	15.80	16.00	0.5
		36 RB	0	1857.5	26115	14.80	15.00	0.5
				1860	26140	14.80	15.00	0.5
				1862.5	26165	14.80	15.00	0.5
			18	1857.5	26115	14.80	15.00	0.5
				1860	26140	14.80	15.00	0.5
				1862.5	26165	14.80	15.00	0.5
			37	1857.5	26115	14.80	15.00	0.5
				1860	26140	14.80	15.00	0.5
				1862.5	26165	14.80	15.00	0.5
		75RB		1857.5	26115	14.80	15.00	0.5
				1860	26140	14.80	15.00	0.5
				1862.5	26165	14.80	15.00	0.5

FDD Band 25									
BW(MHz)	Modulation	RB Size	RB Offset	Frequency (MHz)	Channel	Conducted power (dBm)	Target Power + Tolerance (dBm)	MPR (CEPR)(dB)
10	QPSK	1 RB	0	1855	26065	18.83	19.00	0
				1857.5	26090	18.79	19.00	0
				1860	26115	18.79	19.00	0
			25	1855	26065	18.79	19.00	0
				1857.5	26090	18.81	19.00	0
				1860	26115	18.81	19.00	0
			49	1855.7	26068	18.81	19.00	0
				1857.5	26090	18.79	19.00	0
				1859.3	26113	18.81	19.00	0
		25 RB	0	1855.5	26066	17.81	18.00	0.1
				1857.5	26090	17.81	18.00	0.1
				1859.5	26115	17.78	18.00	0.1
			12	1855.5	26066	17.78	18.00	0.1
				1857.5	26090	17.81	18.00	0.1
				1859.5	26115	17.81	18.00	0.1
			25	1855.5	26066	17.81	18.00	0.1
				1857.5	26090	17.81	18.00	0.1
				1859.5	26115	17.81	18.00	0.1
		50RB		1857.5	26090	17.70	18.00	0.1
				1859.5	26115	17.72	18.00	0.1
	16-QAM	1 RB	0	1855	26065	17.79	18.00	0.2
				1857.5	26090	17.81	18.00	0.2
				1860	26115	17.83	18.00	0.2
			25	1855	26065	17.74	18.00	0.2
				1857.5	26090	17.77	18.00	0.2
				1860	26115	17.74	18.00	0.2
			49	1855.7	26068	17.77	18.00	0.2
				1857.5	26090	17.72	18.00	0.2
				1859.3	26113	17.71	18.00	0.2
		25 RB	0	1855.5	26066	16.72	17.00	0.2
				1857.5	26090	16.79	17.00	0.2
				1859.5	26115	16.77	17.00	0.2
			12	1855.5	26066	16.80	17.00	0.2
				1857.5	26090	16.83	17.00	0.2
				1859.5	26115	16.81	17.00	0.2
			25	1855.5	26066	16.78	17.00	0.2
				1857.5	26090	16.87	17.00	0.2
				1859.5	26115	16.83	17.00	0.2
		50RB		1857.5	26090	16.75	17.00	0.2
				1859.5	26115	16.77	17.00	0.2
	64-QAM	1 RB	0	1855	26065	16.73	17.00	0.2
				1857.5	26090	16.74	17.00	0.2
				1860	26115	16.68	17.00	0.2
			25	1855	26065	16.67	17.00	0.2
				1857.5	26090	16.73	17.00	0.2
				1860	26115	16.69	17.00	0.2
			49	1855.7	26068	16.69	17.00	0.2
				1857.5	26090	16.72	17.00	0.2
				1859.3	26113	16.71	17.00	0.2
		25 RB	0	1855.5	26066	15.72	16.00	0.2
				1857.5	26090	15.74	16.00	0.2
				1859.5	26115	15.73	16.00	0.2
			12	1855.5	26066	15.73	16.00	0.2
				1857.5	26090	15.77	16.00	0.2
				1859.5	26115	15.75	16.00	0.2
			25	1855.5	26066	15.72	16.00	0.2
				1857.5	26090	15.77	16.00	0.2
				1859.5	26115	15.73	16.00	0.2
		50RB		1857.5	26090	15.69	16.00	0.2
				1859.5	26115	15.71	16.00	0.2
	256-QAM	1 RB	0	1855	26065	15.63	15.00	0.5
				1857.5	26090	15.67	15.00	0.5
				1860	26115	15.79	15.00	0.5
			25	1855	26065	15.68	15.00	0.5
				1857.5	26090	15.61	15.00	0.5
				1860	26115	15.79	15.00	0.5
			49	1855.7	26068	15.79	15.00	0.5
				1857.5	26090	15.72	15.00	0.5
				1859.3	26113	15.77	15.00	0.5
		25 RB	0	1855.5	26066	14.62	14.00	0.5
				1857.5	26090	14.75	14.00	0.5
				1859.5	26115	14.72	14.00	0.5
			12	1855.5	26066	14.75	14.00	0.5
				1857.5	26090	14.77	14.00	0.5
				1859.5	26115	14.73	14.00	0.5
			25	1855.5	26066	14.72	14.00	0.5
				1857.5	26090	14.77	14.00	0.5
				1859.5	26115	14.73	14.00	0.5
		50RB		1857.5	26090	14.69	14.00	0.5
				1859.5	26115	14.69	14.00	0.5

FDD Band 25									
BW(MHz)	Modulation	RB Size	RB Offset	Frequency (MHz)	Channel	Conducted power (dBm)	Target Power + Tolerance (dBm)	MPR (CEPR)(dB)
5	QPSK	1 RB	0	1852.5	26040	18.83	19.00	0
				1855	26065	18.79	19.00	0
			12	1852.5	26040	18.79	19.00	0
				1855	26065	18.81	19.00	0
			24	1852.5	26040	18.81	19.00	0
				1855	26065	18.79	19.00	0
		12 RB	0	1852.5	26040	17.81	18.00	0.1
				1855	26065	17.81	18.00	0.1
			6	1852.5	26040	17.81	18.00	0.1
				1855	26065	17.81	18.00	0.1
			13	1852.5	26040	17.81	18.00	0.1
				1855	26065	17.81	18.00	0.1
		25RB		1852.5	26040	17.81	18.00	0.1
				1855	26065	17.81	18.00	0.1
	16-QAM	1 RB	0	1852.5	26040	17.81	18.00	0.2
				1855	26065	17.81	18.00	0.2
			12	1852.5	26040	17.81	18.00	0.2
				1855	26065	17.81	18.00	0.2
			24	1852.5	26040	17.81	18.00	0.2
				1855	26065	17.81	18.00	0.2
		12 RB	0	1852.5	26040	16.81	17.00	0.2
				1855	26065	16.81	17.00	0.2
			6	1852.5	26040	16.81	17.00	0.2
				1855	26065	16.81	17.00	0.2
			13	1852.5	26040	16.81	17.00	0.2
				1855	26065	16.81	17.00	0.2
		25RB		1852.5	26040	16.81	17.00	0.2
				1855	26065	16.81	17.00	0.2
	64-QAM	1 RB	0	1852.5	26040	16.81	17.00	0.2
				1855	26065	16.81	17.00	0.2
			12	1852.5	26040	16.81	17.00	0.2
				1855	26065	16.81	17.00	0.2
			24	1852.5	26040	16.81	17.00	0.2
				1855	26065	16.81	17.00	0.2
		12 RB	0	1852.5	26040	15.81	16.00	0.2
				1855	26065	15.81	16.00	0.2
			6	1852.5	26040	15.81	16.00	0.2
				1855	26065	15.81	16.00	0.2
			13	1852.5	26040	15.81	16.00	0.2
				1855	26065	15.81	16.00	0.2
		25RB		1852.5	26040	15.81	16.00	0.2
				1855	26065	15.81	16.00	0.2
	256-QAM	1 RB	0	1852.5	26040	15.81	16.00	0.5
				1855	26065	15.81	16.00	0.5
			12	1852.5	26040	15.81	16.00	0.5
				1855	26065	15.81	16.00	0.5
			24	1852.5	26040	15.81	16.00	0.5
				1855	26065	15.81	16.00	0.5
		12 RB	0	1852.5	26040	14.81	15.00	0.5
				1855	26065	14.81	15.00	0.5
			6	1852.5	26040	14.81	15.00	0.5
				1855	26065	14.81	15.00	0.5
			13	1852.5	26040	14.81	15.00	0.5
				1855	26065	14.81	15.00	0.5
		25RB		1852.5	26040	14.81	15.00	0.5
				1855	26065	14.81	15.00	0.5

FDD Band 25									
BW(MHz)	Modulation	RB Size	RB Offset	Frequency (MHz)	Channel	Conducted power (dBm)	Target Power + Tolerance (dBm)	MPR (CEPR)(dB)
3	QPSK	1 RB	0	1850.7	26037	18.77	19.00	0
				1851.5	26045	18.74	19.00	0
			7	1850.7	26037	18.74	19.00	0
				1851.5	26045	18.77	19.00	0
			14	1850.7	26037	18.77	19.00	0
				1851.5	26045	18.75	19.00	0
		8 RB	0	1850.5	26035	17.81	18.00	0.1
				1851.5	26045	17.81	18.00	0.1
			4	1850.5	26035	17.81	18.00	0.1
				1851.5	26045	17.81	18.00	0.1
			7	1850.5	26035	17.81	18.00	0.1
				1851.5	26045	17.81	18.00	0.1
		25RB		1850.5	26035	17.81	18.00	0.1
				1851.5	26045	17.81	18.00	0.1
	16-QAM	1 RB	0	1850.7	26037	17.79	18.00	0.2
				1851.5	26045	17.77	18.00	0.2
			7	1850.7	26037	17.76	18.00	0.2
				1851.5	26045	17.78	18.00	0.2
			14	1850.7	26037	17.78	18.00	0.2
				1851.5	26045	17.80	18.00	0.2
		8 RB	0	1850.5	26035	16.80	17.00	0.2
				1851.5	26045	16.79	17.00	0.2
			4	1850.5	26035	16.79	17.00	0.2
				1851.5	26045	16.81	17.00	0.2
			7	1850.5	26035	16.81	17.00	0.2
				1851.5	26045	16.79	17.00	0.2
		25RB		1850.5	26035	16.79	17.00	0.2
				1851.5	26045	16.81	17.00	0.2
	64-QAM	1 RB	0	1850.7	26037	16.74	17.00	0.2
				1851.5	26045	16.76	17.00	0.2
			7	1850.7	26037	16.67	17.00	0.2
				1851.5	26045	16.73	17.00	0.2
			14	1850.7	26037	16.73	17.00	0.2
				1851.5	26045	16.71	17.00	0.2
		8 RB	0	1850.5	26035	15.73	16.00	0.2
				1851.5	26045	15.75	16.00	0.2
			4	1850.5	26035	15.75	16.00	0.2
				1851.5	26045	15.77	16.00	0.2
			7	1850.5	26035	15.71	16.00	0.2
				1851.5	26045	15.73	16.00	0.2
		25RB		1850.5	26035	15.71	16.00	0.2
				1851.5	26045	15.73	16.00	0.2
	256-QAM	1 RB	0	1850.7	26037	15.63	15.00	0.5
				1851.5	26045	15.61	15.00	0.5
			7	1850.7	26037	15.79	15.00	0.5
				1851.5	26045	15.79	15.00	0.5
			14	1850.7	26037	15.79	15.00	0.5
				1851.5	26045	15.77	15.00	0.5
		8 RB	0	1850.5	26035	14.79	14.00	0.5
				1851.5	26045	14.81	14.00	0.5
			4	1850.5	26035	14.79	14.00	0.5
				1851.5	26045	14.77	14.00	0.5
			7	1850.5	26035	14.79	14.00	0.5
				1851.5	26045	14.77	14.00	0.5
		25RB		1850.5	26035	14.77	14.00	0.5
				1851.5	26045	14.77	14.00	0.5

FDD Band 25									
BW(MHz)	Modulation	RB Size	RB Offset	Frequency (MHz)	Channel	Conducted power (dBm)	Target Power + Tolerance (dBm)	MPR (CEPR)(dB)
1.4	QPSK	1 RB	0	1850.7	26037	18.77	19.00	0
				1851.5	26045	18.74	19.00	0
			3	1850.7	26037	18.74	19.00	0
				1851.5	26045	18.77	19.00	0
			5	1850.7	26037	18.77	19.00	0
				1851.5	26045	18.75	19.00	0
		3 RB	0	1850.5	26035	17.73	18.00	0
				1851.5	26045	17.73	18.00	0
			2	1850.5	26035	17.67	18.00	0
				1851.5	26045	17.73	18.00	0
			3	1850.5	26035	17.73	18.00	0
				1851.5	26045	17.69	18.00	0
		6RB		1850.5	26035	17.69	18.00	0
				1851.5	26045	17.69	18.00	0
	16-QAM	1 RB	0	1850.7	26037	17.73	18.00	0.1
				1851.5	26045	17.77	18.00	0.1
			3	1850.7	26037	17.76	18.00	0.1
				1851.5	26045	17.78	18.00	0.1
			5	1850.7	26037	17.78	18.00	0.1
				1851.5	26045	17.80	18.00	0.1
		3 RB	0	1850.5	26035	16.69	17.00	0.1
				1851.5	26045	16.82	17.00	0.1
			2	1850.5	26035	16.74	17.00	0.1
				1851.5	26045	16.88	17.00	0.1
			3	1850.5	26035	16.67	17.00	0.1
				1851.5	26045	16.74	17.00	0.1
		6RB		1850.5	26035	16.72	17.00	0.1
				1851.5	26045	16.84	17.00	0.1
	64-QAM	1 RB	0	1850.7	26037	16.64	17.00	0.2
				1851.5	26045	16.73	17.00	0.2
			3	1850.7	26037	16.74	17.00	0.2
				1851.5	26045	16.67	17.00	0.2
			5	1850.7	26037	16.73	17.00	0.2
				1851.5	26045	16.69	17.00	0.2
		3 RB	0	1850.5	26035	15.73	16.00	0.2
				1851.5	26045	15.75	16.00	0.2
			2	1850.5	26035	15.75	16.00	0.2
				1851.5	26045	15.77	16.00	0.2
			3	1850.5	26035	15.71	16.00	0.2
				1851.5	26045	15.73	16.00	0.2
		6RB		1850.5	26035	15.71	16.00	0.2
				1851.5	26045	15.73	16.00	0.2
	256-QAM	1 RB	0	1850.7	26037	15.63	15.00	0.5
				1851.5	26045	15.61	15.00	0.5
			3	1850.7	26037	15.79	15.00	0.5
				1851.5	26045	15.79	15.00	0.5
			5	1850.7	26037	15.79	15.00	0.5
				1851.5	26045	15.77	15.00	0.5
		3 RB	0	1850.5	26035

LTE FDD Band 26 - conducted power table:
WWAN UAT hotspot/Head calling mode reduced power

FDD Band 26

BW(MHz)	Modulation	RB Size	RB Offset	Frequency (MHz)	Channel	Conducted power (dBm)	Target Power + Max. Tolerance (dBm)	MPR Allowed per 3GPP(dB)
15	QPSK	1 RB	0	821.5	26706	20.96	21.00	0
				831.5	26866	20.84	21.00	0
				841.5	26026	20.80	21.00	0
			36	821.5	26706	20.71	21.00	0
				831.5	26866	20.62	21.00	0
				841.5	26026	20.32	21.00	0
			74	821.5	26706	20.44	21.00	0
				831.5	26866	20.47	21.00	0
				841.5	26026	20.36	21.00	0
		36 RB	0	821.5	26706	19.91	20.00	0-1
				831.5	26866	19.73	20.00	0-1
				841.5	26026	19.70	20.00	0-1
			18	821.5	26706	19.96	20.00	0-1
				831.5	26866	19.71	20.00	0-1
				841.5	26026	19.70	20.00	0-1
			37	821.5	26706	19.81	20.00	0-1
				831.5	26866	19.72	20.00	0-1
				841.5	26026	19.77	20.00	0-1
		75RB		821.5	26706	19.66	20.00	0-1
				831.5	26866	19.73	20.00	0-1
				841.5	26026	19.77	20.00	0-1
	16-QAM	1 RB	0	821.5	26706	19.46	20.00	0-1
				831.5	26866	19.42	20.00	0-1
				841.5	26026	19.72	20.00	0-1
			36	821.5	26706	19.47	20.00	0-1
				831.5	26866	19.48	20.00	0-1
				841.5	26026	19.76	20.00	0-1
			74	821.5	26706	19.46	20.00	0-1
				831.5	26866	19.71	20.00	0-1
				841.5	26026	19.92	20.00	0-1
		36 RB	0	821.5	26706	18.58	19.00	0-2
				831.5	26866	18.55	19.00	0-2
				841.5	26026	18.38	19.00	0-2
			18	821.5	26706	18.23	19.00	0-2
				831.5	26866	18.61	19.00	0-2
				841.5	26026	18.42	19.00	0-2
			37	821.5	26706	18.27	19.00	0-2
				831.5	26866	18.56	19.00	0-2
				841.5	26026	18.57	19.00	0-2
		75RB		821.5	26706	18.39	19.00	0-2
				831.5	26866	18.57	19.00	0-2
				841.5	26026	18.79	19.00	0-2
	64-QAM	1 RB	0	821.5	26706	18.07	19.00	0-2
				831.5	26866	18.41	19.00	0-2
				841.5	26026	18.13	19.00	0-2
			36	821.5	26706	18.50	19.00	0-2
				831.5	26866	18.05	19.00	0-2
				841.5	26026	18.02	19.00	0-2
			74	821.5	26706	18.23	19.00	0-2
				831.5	26866	18.28	19.00	0-2
				841.5	26026	18.76	19.00	0-2
		36 RB	0	821.5	26706	17.14	18.00	0-3
				831.5	26866	16.95	18.00	0-3
				841.5	26026	17.08	18.00	0-3
			18	821.5	26706	17.07	18.00	0-3
				831.5	26866	17.22	18.00	0-3
				841.5	26026	17.18	18.00	0-3
			37	821.5	26706	17.06	18.00	0-3
				831.5	26866	17.22	18.00	0-3
				841.5	26026	17.22	18.00	0-3
		75RB		821.5	26706	17.27	18.00	0-3
				831.5	26866	17.28	18.00	0-3
				841.5	26026	17.16	18.00	0-3
	256-QAM	1 RB	0	821.5	26706	15.72	16.00	0-5
				831.5	26866	15.70	16.00	0-5
				841.5	26026	15.92	16.00	0-5
			36	821.5	26706	15.58	16.00	0-5
				831.5	26866	15.32	16.00	0-5
				841.5	26026	15.60	16.00	0-5
			74	821.5	26706	15.81	16.00	0-5
				831.5	26866	15.28	16.00	0-5
				841.5	26026	15.61	16.00	0-5
		36 RB	0	821.5	26706	15.67	16.00	0-5
				831.5	26866	15.76	16.00	0-5
				841.5	26026	15.76	16.00	0-5
			18	821.5	26706	15.71	16.00	0-5
				831.5	26866	15.71	16.00	0-5
				841.5	26026	15.28	16.00	0-5
			37	821.5	26706	15.23	16.00	0-5
				831.5	26866	15.75	16.00	0-5
				841.5	26026	15.61	16.00	0-5
		75RB		821.5	26706	15.08	16.00	0-5
				831.5	26866	15.16	16.00	0-5
				841.5	26026	15.39	16.00	0-5

FDD Band 26

BW(MHz)	Modulation	RB Size	RB Offset	Frequency (MHz)	Channel	Conducted power (dBm)	Target Power + Max. Tolerance (dBm)	MPR Allowed per 3GPP(dB)
10	QPSK	1 RB	0	819	26740	20.88	21.00	0
				831.5	26865	20.65	21.00	0
				844	26990	20.28	21.00	0
			25	819	26740	20.29	21.00	0
				831.5	26865	20.24	21.00	0
				844	26990	20.24	21.00	0
			49	819	26740	20.80	21.00	0
				831.5	26865	20.84	21.00	0
				844	26990	20.49	21.00	0
		25 RB	0	819	26740	19.85	20.00	0-1
				831.5	26865	19.69	20.00	0-1
				844	26990	19.64	20.00	0-1
			12	819	26740	19.88	20.00	0-1
				831.5	26865	19.85	20.00	0-1
				844	26990	19.75	20.00	0-1
			25	819	26740	19.93	20.00	0-1
				831.5	26865	19.87	20.00	0-1
				844	26990	19.99	20.00	0-1
		50RB		819	26740	19.88	20.00	0-1
				831.5	26865	19.84	20.00	0-1
				844	26990	19.91	20.00	0-1
	16-QAM	1 RB	0	819	26740	19.61	20.00	0-1
				831.5	26865	19.68	20.00	0-1
				844	26990	19.64	20.00	0-1
			25	819	26740	19.09	20.00	0-1
				831.5	26865	19.13	20.00	0-1
				844	26990	19.02	20.00	0-1
			49	819	26740	19.22	20.00	0-1
				831.5	26865	19.25	20.00	0-1
				844	26990	19.02	20.00	0-1
		25 RB	0	819	26740	18.66	19.00	0-2
				831.5	26865	18.69	19.00	0-2
				844	26990	18.70	19.00	0-2
			12	819	26740	18.79	19.00	0-2
				831.5	26865	18.76	19.00	0-2
				844	26990	18.74	19.00	0-2
			25	819	26740	18.82	19.00	0-2
				831.5	26865	18.85	19.00	0-2
				844	26990	18.77	19.00	0-2
		50RB		819	26740	18.79	19.00	0-2
				831.5	26865	18.81	19.00	0-2
				844	26990	18.77	19.00	0-2
	64-QAM	1 RB	0	819	26740	18.03	19.00	0-2
				831.5	26865	18.08	19.00	0-2
				844	26990	17.94	19.00	0-2
			25	819	26740	18.01	19.00	0-2
				831.5	26865	18.09	19.00	0-2
				844	26990	18.23	19.00	0-2
			49	819	26740	18.73	19.00	0-2
				831.5	26865	18.75	19.00	0-2
				844	26990	18.23	19.00	0-2
		25 RB	0	819	26740	17.09	18.00	0-3
				831.5	26865	17.41	18.00	0-3
				844	26990	17.34	18.00	0-3
			12	819	26740	17.78	18.00	0-3
				831.5	26865	17.84	18.00	0-3
				844	26990	17.69	18.00	0-3
			25	819	26740	17.48	18.00	0-3
				831.5	26865	17.68	18.00	0-3
				844	26990	17.56	18.00	0-3
		50RB		819	26740	17.53	18.00	0-3
				831.5	26865	17.64	18.00	0-3
				844	26990	17.62	18.00	0-3
	256-QAM	1 RB	0	819	26740	15.26	16.00	0-5
				831.5	26865	15.69	16.00	0-5
				844	26990	15.24	16.00	0-5
			25	819	26740	15.60	16.00	0-5
				831.5	26865	15.80	16.00	0-5
				844	26990	15.60	16.00	0-5
			49	819	26740	15.92	16.00	0-5
				831.5	26865	15.94	16.00	0-5
				844	26990	15.51	16.00	0-5
		25 RB	0	819	26740	15.29	16.00	0-5
				831.5	26865	15.71	16.00	0-5
				844	26990	15.71	16.00	0-5
			12	819	26740	15.62	16.00	0-5
				831.5	26865	15.77	16.00	0-5
				844	26990	15.71	16.00	0-5
			25	819	26740	15.09	16.00	0-5
				831.5	26865	15.67	16.00	0-5
				844	26990	15.61	16.00	0-5
		50RB		819	26740	15.58	16.00	0-5
				831.5	26865	15.61	16.00	0-5
				844	26990	15.22	16.00	0-5

FDD Band 26

BW(MHz)	Modulation	RB Size	RB Offset	Frequency (MHz)	Channel	Conducted power (dBm)	Target Power + Max. Tolerance (dBm)	MPR Allowed per 3GPP(dB)
5	QPSK	1 RB	0	819.5	26715	20.24	21.00	0
				831.5	26865	20.72	21.00	0
				843.5	27015	20.71	21.00	0
			12	819.5	26715	20.32	21.00	0
				831.5	26865	20.32	21.00	0
				843.5	27015	20.71	21.00	0
			24	819.5	26715	20.42	21.00	0
				831.5	26865	20.32	21.00	0
				843.5	27015	20.68	21.00	0
		12 RB	0	819.5	26715	19.41	20.00	0-1
				831.5	26865	19.38	20.00	0-1
				843.5	27015	19.68	20.00	0-1
			6	819.5	26715	19.21	20.00	0-1
				831.5	26865	19.38	20.00	0-1
				843.5	27015	19.66	20.00	0-1
			13	819.5	26715	19.22	20.00	0-1
				831.5	26865	19.41	20.00	0-1
				843.5	27015	19.68	20.00	0-1
		25RB		819.5	26715	19.08	20.00	0-1
				831.5	26865	19.21	20.00	0-1
				843.5	27015	19.38	20.00	0-1
	16-QAM	1 RB	0	819.5	26715	18.36	20.00	0-2
				831.5	26865	18.42	20.00	0-2
				843.5	27015	18.70	20.00	0-2
			7	819.5	26715	18.45	20.00	0-2
				831.5	26865	18.38	20.00	0-2
				843.5	27015	18.71	20.00	0-2
			14	819.5	26715	18.42	20.00	0-2
				831.5	26865	18.35	20.00	0-2
				843.5	27015	18.32	20.00	0-2
		8 RB	0	819.5	26715	18.22	19.00	0-2
				831.5	26865	18.22	19.00	0-2
				843.5	27015	18.12	19.00	0-2
			4	819.5	26715	18.25	19.00	0-2
				831.5	26865	18.24	19.00	0-2
				843.5	27015	18.25	19.00	0-2
			7	819.5	26715	18.31	19.00	0-2
				831.5	26865	18.25	19.00	0-2
				843.5	27015	18.36	19.00	0-2
		15RB		819.5	26715	18.78	19.00	0-2
				831.5	26865	18.25	19.00	0-2
				843.5	27015	18.32	19.00	0-2
	64-QAM	1 RB	0	819.5	26715	18.40	19.00	0-2
				831.5	26865	18.48	19.00	0-2
				843.5	27015	18.47	19.00	0-2
			7	819.5	26715	18.48	19.00	0-2
				831.5	26865	18.37	19.00	0-2
				843.5	27015	18.71	19.00	0-2
			14	819.5	26715	18.48	19.00	0-2
				831.5	26865	18.41	19.00	0-2
				843.5	27015	18.48	19.00	0-2
		8 RB	0	819.5	26715	17.40	18.00	0-3
				831.5	26865	17.86	18.00	0-3
				843.5	27015	17.16	18.00	0-3
			4	819.5	26715	17.40	18.00	0-3
				831.5	26865	17.48	18.00	0-3
				843.5	27015	17.46	18.00	0-3
			7	819.5	26715	17.38	18.00	0-3
				831.5	26865	17.48	18.00	0-3
				843.5	27015	17.68	18.00	0-3
		15RB		819.5	26715	17.67	18.00	0-3
				831.5	26865	17.48	18.00	0-3
				843.5	27015	17.47	18.00	0-3
	256-QAM	1 RB	0	819.5	26715	15.26	16.00	0-5
				831.5	26865	15.32	16.00	0-5
				843.5	27015	15.30	16.00	0-5
			7	819.5	26715	15.48	16.00	0-5
				831.5	26865	15.36	16.00	0-5
				843.5	27015	15.38	16.00	0-5
			14	819.5	26715	15.42	16.00	0-5
				831.5	26865	15.41	16.00	0-5
				843.5	27015	15.32	16.00	0-5
		8 RB	0	819.5	26715	15.42	16.00	0-5
				831.5	26865	15.47	16.00	0-5
				843.5	27015	15.38	16.00	0-5
			4	819.5	26715	15.42	16.00	0-5
				831.5	26865	15.47	16.00	0-5
				843.5	27015	15.38	16.00	0-5
			7	819.5	26715	15.45	16.00	0-5
				831.5	26865	15.47	16.00	0-5
				843.5	27015	15.38	16.00	0-5
		15RB		819.5	26715	14.99	16.00	0-5
				831.5	26865	15.47	16.00	0-5
				843.5	27015	14.98	16.00	0-5

FDD Band 26

BW(MHz)	Modulation	RB Size	RB Offset	Frequency (MHz)	Channel	Conducted power (dBm)	Target Power + Max. Tolerance (dBm)	MPR Allowed per 3GPP(dB)
1.4	QPSK	1 RB	0	814.7	26697	20.68	21.00	0
				831.5	26865	20.17	21.00	0
				848.3	27033	20.37	21.00	0
			2	814.7	26697	20.17	21.00	0
				831.5	26865	20.01	21.00	0
				848.3	27033	20.18	21.00	0
			5	814.7	26697	20.21	21.00	0
				831.5	26865	20.12	21.00	0
				848.3	27033	20.09	21.00	0
		3 RB	0	814.7	26697	20.22	21.00	0
				831.5	26865	20.23	21.00	0
				848.3	27033	20.02	21.00	0
			2	814.7	26697	20.08	21.00	0
				831.5	26865	20.17	21.00	0
				848.3	27033	20.22	21.00	0
			3	814.7	26697	20.48	21.00	0
				831.5	26865	20.12	21.00	0
				848.3	27033	20.03	21.00	0
		6RB		814.7	26697	19.62	20.00	0-1
				831.5	26865	19.11	20.00	0-1
				848.3	27033	19.57	20.00	0-1
	16-QAM	1 RB	0	814.7	26697	18.93	20.00	0-1
				831.5	26865	19.05	20.00	0-1
				848.3	27033	19.32	20.00	0-1
			2	814.7	26697	19.39	20.00	0-1
				831.5	26865	19.02	20.00	0-1
				848.3	27033	19.05	20.00	0-1
			5	814.7	26697	19.60	20.00	0-1
				831.5	26865	19.28	20.00	0-1
				848.3	27033	19.22	20.00	0-1
		3 RB	0	814.7	26697	19.51	20.00	0-1
				831.5	26865	18.93	20.00	0-1
				848.3	27033	18.87	20.00	0-1
			2	814.7	26697	18.94	20.00	0-1
				831.5	26865	19.07	20.00	0-1
				848.3	27033	19.48	20.00	0-1
			3	814.7	26697	19.81	20.00	0-1
				831.5	26865	19.51	20.00	0-1
				848.3	27033	19.27	20.00	0-1
		6RB		814.7	26697	18.92	19.00	0-2
				831.5	26865	18.57	19.00	0-2
				848.3	27033	18.82	19.00	0-2
	64-QAM	1 RB	0	814.7	26697	18.27	19.00	0-2
				831.5	26865	18.15	19.00	0-2
				848.3	27033	18.32	19.00	0-2
			2	814.7	26697	18.81	19.00	0-2
				831.5	26865	17.97	19.00	0-2
				848.3	27033	18.18	19.00	0-2
			5	814.7	26697	18.51	19.00	0-2
				831.5	26865	18.21	19.00	0-2
				848.3	27033	18.04	19.00	0-2
		3 RB	0	814.7	26697	17.72	18.00	0-3
				831.5	26865	17.27	18.00	0-3
				848.3	27033	17.17	18.00	0-3
			2	814.7	26697	17.73	18.00	0-3
				831.5	26865	17.27	18.00	0-3
				848.3	27033	16.97	18.00	0-3
			3	814.7	26697	17.23	18.00	0-3
				831.5	26865	17.13	18.00	0-3
				848.3	27033	17.48	18.00	0-3
		6RB		814.7	26697	17.07	18.00	0-3
				831.5	26865	17.08	18.00	0-3
				848.3	27033	17.19	18.00	0-3
	256-QAM	1 RB	0	814.7	26697	15.22	16.00	0-5
				831.5	26865	15.49	16.00	0-5
				848.3	27033	15.58	16.00	0-5
			2	814.7	26697	15.58	16.00	0-5
				831.5	26865	15.17	16.00	0-5
				848.3	27033	15.67	16.00	0-5
			5	814.7	26697	15.12	16.00	0-5
				831.5	26865	15.38	16.00	0-5
				848.3	27033	15.49	16.00	0-5
		3 RB	0	814.7	26697	15.62	16.00	0-5
				831.5	26865	15.35	16.00	0-5
				848.3	27033	15.61	16.00	0-5
			2	814.7	26697	15.28	16.00	0-5
				831.5	26865	15.28	16.00	0-5
				848.3	27033	15.28	16.00	0-5
			3	814.7	26697	15.11	16.00	0-5
				831.5	26865	15.37	16.00	0-5
				848.3	27033	15.12	16.00	0-5
		6RB		814.7	26697	15.73	16.00	0-5
				831.5	26865	15.55	16.00	0-5
				848.3	27033	15.09	16.00	0-5

Unless otherwise stated the results shown in this test report refer only to the sample(s) tested and such sample(s) are retained for 90 days only.
除非另有說明，此報告結果僅對測試之樣品負責，同時此樣品僅保留90天。本報告未經本公司書面許可，不可部份複製。
This document is issued by the Company subject to its General Conditions of Service printed overleaf, available on request or accessible at http://www.sgs.com.tw/Terms-and-Conditions and for electronic format documents, subject to Terms and Conditions for Electronic Documents at http://www.sgs.com.tw/Terms-and-Conditions. Attention is drawn to the limitation of liability, indemnification and jurisdiction issues defined therein. Any holder of this document is advised that information contained hereon reflects the Company's findings at the time of its intervention only and within the limits of Client's instructions, if any. The Company's sole responsibility is to its Client and this document does not exonerate parties to a transaction from exercising all their rights and obligations under the transaction documents. This document cannot be reproduced except in full, without prior written approval of the Company. Any unauthorized alteration, forgery or falsification of the content or appearance of this document is unlawful and offenders may be prosecuted to the fullest extent of the law.

Inter without WLAN UAT/LAT & Inter with WLAN LAT

FDD Band 26									
BW[MHz]	Modulation	RB Size	RB Offset	Frequency [MHz]	Channel	Conducted power [dBm]	Target Power + Max. Tolerance [dBm]	MPR Allowed per 3GPP[dB]
15	QPSK	1 RB	0	821.5	26706	21.60	21.50	0
				831.5	26806	21.39	21.50	0
				841.5	26906	21.32	21.50	0
			36	821.5	26706	21.37	21.50	0
				831.5	26806	21.21	21.50	0
				841.5	26906	21.22	21.50	0
			74	821.5	26706	21.19	21.50	0
				831.5	26806	21.17	21.50	0
				841.5	26906	21.21	21.50	0
		36 RB	0	821.5	26706	20.35	20.50	0-1
				831.5	26806	20.32	20.50	0-1
				841.5	26906	20.35	20.50	0-1
			18	821.5	26706	20.40	20.50	0-1
				831.5	26806	20.27	20.50	0-1
				841.5	26906	20.40	20.50	0-1
			37	821.5	26706	20.37	20.50	0-1
				831.5	26806	20.32	20.50	0-1
				841.5	26906	20.42	20.50	0-1
		75RB	0	821.5	26706	20.36	20.50	0-1
				831.5	26806	20.29	20.50	0-1
				841.5	26906	20.36	20.50	0-1
	16-QAM	1 RB	0	821.5	26706	20.39	20.50	0-1
				831.5	26806	20.27	20.50	0-1
				841.5	26906	20.20	20.50	0-1
			36	821.5	26706	20.22	20.50	0-1
				831.5	26806	20.18	20.50	0-1
				841.5	26906	20.22	20.50	0-1
			74	821.5	26706	20.20	20.50	0-1
				831.5	26806	20.17	20.50	0-1
				841.5	26906	20.20	20.50	0-1
		36 RB	0	821.5	26706	19.22	19.50	0-2
				831.5	26806	19.17	19.50	0-2
				841.5	26906	19.28	19.50	0-2
			18	821.5	26706	19.20	19.50	0-2
				831.5	26806	19.17	19.50	0-2
				841.5	26906	19.20	19.50	0-2
			37	821.5	26706	19.20	19.50	0-2
				831.5	26806	19.17	19.50	0-2
				841.5	26906	19.21	19.50	0-2
		75RB	0	821.5	26706	19.20	19.50	0-2
				831.5	26806	19.17	19.50	0-2
				841.5	26906	19.21	19.50	0-2
	64-QAM	1 RB	0	821.5	26706	19.27	19.50	0-2
				831.5	26806	19.17	19.50	0-2
				841.5	26906	19.21	19.50	0-2
			36	821.5	26706	19.19	19.50	0-2
				831.5	26806	19.17	19.50	0-2
				841.5	26906	19.20	19.50	0-2
			74	821.5	26706	19.27	19.50	0-2
				831.5	26806	19.21	19.50	0-2
				841.5	26906	19.21	19.50	0-2
		36 RB	0	821.5	26706	18.27	18.50	0-3
				831.5	26806	18.28	18.50	0-3
				841.5	26906	18.35	18.50	0-3
			18	821.5	26706	18.39	18.50	0-3
				831.5	26806	18.28	18.50	0-3
				841.5	26906	18.39	18.50	0-3
			37	821.5	26706	18.37	18.50	0-3
				831.5	26806	18.27	18.50	0-3
				841.5	26906	18.37	18.50	0-3
		75RB	0	821.5	26706	18.35	18.50	0-3
				831.5	26806	18.27	18.50	0-3
				841.5	26906	18.32	18.50	0-3
	256-QAM	1 RB	0	821.5	26706	16.29	16.50	0-5
				831.5	26806	16.21	16.50	0-5
				841.5	26906	16.31	16.50	0-5
			36	821.5	26706	16.18	16.50	0-5
				831.5	26806	16.20	16.50	0-5
				841.5	26906	16.20	16.50	0-5
			74	821.5	26706	16.28	16.50	0-5
				831.5	26806	16.21	16.50	0-5
				841.5	26906	16.21	16.50	0-5
		36 RB	0	821.5	26706	16.23	16.50	0-5
				831.5	26806	16.28	16.50	0-5
				841.5	26906	16.31	16.50	0-5
			18	821.5	26706	16.31	16.50	0-5
				831.5	26806	16.28	16.50	0-5
				841.5	26906	16.38	16.50	0-5
			37	821.5	26706	16.27	16.50	0-5
				831.5	26806	16.23	16.50	0-5
				841.5	26906	16.32	16.50	0-5
		75RB	0	821.5	26706	16.19	16.50	0-5
				831.5	26806	16.22	16.50	0-5
				841.5	26906	16.32	16.50	0-5

FDD Band 26									
BW[MHz]	Modulation	RB Size	RB Offset	Frequency [MHz]	Channel	Conducted power [dBm]	Target Power + Max. Tolerance [dBm]	MPR Allowed per 3GPP[dB]
10	QPSK	1 RB	0	819	26740	21.32	21.50	0
				831.5	26815	21.25	21.50	0
				844	26890	21.34	21.50	0
			25	819	26740	21.23	21.50	0
				831.5	26815	21.14	21.50	0
				844	26890	21.24	21.50	0
			49	819	26740	21.16	21.50	0
				831.5	26815	21.09	21.50	0
				844	26890	21.18	21.50	0
		25 RB	0	819	26740	20.34	20.50	0-1
				831.5	26815	20.28	20.50	0-1
				844	26890	20.37	20.50	0-1
			12	819	26740	20.28	20.50	0-1
				831.5	26815	20.24	20.50	0-1
				844	26890	20.31	20.50	0-1
			25	819	26740	20.28	20.50	0-1
				831.5	26815	20.22	20.50	0-1
				844	26890	20.31	20.50	0-1
		50RB	0	819	26740	20.29	20.50	0-1
				831.5	26815	20.22	20.50	0-1
				844	26890	20.31	20.50	0-1
	16-QAM	1 RB	0	819	26740	20.28	20.50	0-1
				831.5	26815	20.21	20.50	0-1
				844	26890	20.28	20.50	0-1
			25	819	26740	20.28	20.50	0-1
				831.5	26815	20.21	20.50	0-1
				844	26890	20.29	20.50	0-1
			49	819	26740	20.28	20.50	0-1
				831.5	26815	20.22	20.50	0-1
				844	26890	20.29	20.50	0-1
		25 RB	0	819	26740	19.29	19.50	0-2
				831.5	26815	19.27	19.50	0-2
				844	26890	19.36	19.50	0-2
			12	819	26740	19.28	19.50	0-2
				831.5	26815	19.24	19.50	0-2
				844	26890	19.31	19.50	0-2
			25	819	26740	19.28	19.50	0-2
				831.5	26815	19.21	19.50	0-2
				844	26890	19.31	19.50	0-2
		50RB	0	819	26740	19.29	19.50	0-2
				831.5	26815	19.21	19.50	0-2
				844	26890	19.31	19.50	0-2
	64-QAM	1 RB	0	819	26740	18.29	18.50	0-3
				831.5	26815	18.27	18.50	0-3
				844	26890	18.36	18.50	0-3
			25	819	26740	18.28	18.50	0-3
				831.5	26815	18.21	18.50	0-3
				844	26890	18.31	18.50	0-3
			49	819	26740	18.28	18.50	0-3
				831.5	26815	18.22	18.50	0-3
				844	26890	18.31	18.50	0-3
		25 RB	0	819	26740	17.29	17.50	0-4
				831.5	26815	17.27	17.50	0-4
				844	26890	17.36	17.50	0-4
			12	819	26740	17.28	17.50	0-4
				831.5	26815	17.24	17.50	0-4
				844	26890	17.31	17.50	0-4
			25	819	26740	17.28	17.50	0-4
				831.5	26815	17.21	17.50	0-4
				844	26890	17.31	17.50	0-4
		50RB	0	819	26740	17.29	17.50	0-4
				831.5	26815	17.21	17.50	0-4
				844	26890	17.31	17.50	0-4
	256-QAM	1 RB	0	819	26740	15.29	15.50	0-5
				831.5	26815	15.21	15.50	0-5
				844	26890	15.31	15.50	0-5
			25	819	26740	15.28	15.50	0-5
				831.5	26815	15.20	15.50	0-5
				844	26890	15.30	15.50	0-5
			49	819	26740	15.28	15.50	0-5
				831.5	26815	15.22	15.50	0-5
				844	26890	15.31	15.50	0-5
		25 RB	0	819	26740	14.29	14.50	0-6
				831.5	26815	14.21	14.50	0-6
				844	26890	14.29	14.50	0-6
			12	819	26740	14.28	14.50	0-6
				831.5	26815	14.19	14.50	0-6
				844	26890	14.22	14.50	0-6
			25	819	26740	14.28	14.50	0-6
				831.5	26815	14.22	14.50	0-6
				844	26890	14.27	14.50	0-6
		50RB	0	819	26740	14.29	14.50	0-6
				831.5	26815	14.22	14.50	0-6
				844	26890	14.27	14.50	0-6

FDD Band 26									
BW[MHz]	Modulation	RB Size	RB Offset	Frequency [MHz]	Channel	Conducted power [dBm]	Target Power + Max. Tolerance [dBm]	MPR Allowed per 3GPP[dB]
5	QPSK	1 RB	0	816.5	26705	21.32	21.50	0
				831.5	26815	21.25	21.50	0
				846.5	27925	21.29	21.50	0
			12	816.5	26705	21.21	21.50	0
				831.5	26815	21.20	21.50	0
				846.5	27925	21.27	21.50	0
			24	816.5	26705	21.27	21.50	0
				831.5	26815	21.18	21.50	0
				846.5	27925	21.28	21.50	0
		12 RB	0	816.5	26705	20.32	20.50	0-1
				831.5	26815	20.23	20.50	0-1
				846.5	27925	20.32	20.50	0-1
			6	816.5	26705	20.32	20.50	0-1
				831.5	26815	20.21	20.50	0-1
				846.5	27925	20.36	20.50	0-1
			13	816.5	26705	20.27	20.50	0-1
				831.5	26815	20.36	20.50	0-1
				846.5	27925	20.31	20.50	0-1
		25RB	0	816.5	26705	20.27	20.50	0-1
				831.5	26815	20.27	20.50	0-1
				846.5	27925	20.28	20.50	0-1
	16-QAM	1 RB	0	816.5	26705	20.21	20.50	0-1
				831.5	26815	20.28	20.50	0-1
				846.5	27925	20.29	20.50	0-1
			7	816.5	26705	20.28	20.50	0-1
				831.5	26815	20.21	20.50	0-1
				846.5	27925	20.30	20.50	0-1
			14	816.5	26705	20.28	20.50	0-1
				831.5	26815	20.22	20.50	0-1
				846.5	27925	20.29	20.50	0-1
		8 RB	0	816.5	26705	19.28	19.50	0-2
				831.5	26815	19.27	19.50	0-2
				846.5	27925	19.36	19.50	0-2
			4	816.5	26705	19.28	19.50	0-2
				831.5	26815	19.21	19.50	0-2
				846.5	27925	19.31	19.50	0-2
			7	816.5	26705	19.28	19.50	0-2
				831.5	26815	19.22	19.50	0-2
				846.5	27925	19.31	19.50	0-2
		15RB	0	816.5	26705	19.29	19.50	0-2
				831.5	26815	19.22	19.50	0-2
				846.5	27925	19.31	19.50	0-2
	64-QAM	1 RB	0	816.5	26705	18.29	18.50	0-3
				831.5	26815	18.27	18.50	0-3
				846.5	27925	18.36	18.50	0-3
			7	816.5	26705	18.28	18.50	0-3
				831.5	26815	18.21	18.50	0-3
				846.5	27925	18.31	18.50	0-3
			14	816.5	26705	18.28	18.50	0-3
				831.5	26815	18.22	18.50	0-3
				846.5	27925	18.31	18.50	0-3
		8 RB	0	816.5	26705	17.29	17.50	0-4
				831.5	26815	17.21	17.50	0-4
				846.5	27925	17.31	17.50	0-4
			4	816.5	26705	17.28	17.50	0-4
				831.5	26815	17.21	17.50	0-4
				846.5	27925	17.31	17.50	0-4
			7	816.5	26705	17.29	17.50	0-4
				831.5	26815	17.21	17.50	0-4
				846.5	27925	17.31	17.50	0-4
		15RB	0	816.5	26705	17.29	17.50	0-4
				831.5	26815	17.21	17.50	0-4
				846.5	27925	17.31	17.50	0-4
	256-QAM	1 RB	0	816.5	26705	15.29	15.50	0-5
				831.5	26815	15.21	15.50	0-5
				846.5	27925	15.31	15.50	0-5
			7	816.5	26705	15.28	15.50	0-5
				831.5	26815	15.20	15.50	0-5
				846.5	27925	15.30	15.50	0-5
			14	816.5	26705	15.28	15.50	0-5
				831.5	26815	15.22	15.50	0-5
				846.5	27925	15.31	15.50	0-5
		8 RB	0	816.5	26705	14.29	14.50	0-6
				831.5	26815	14.21	14.50	0-6
				846.5	27925	14.31	14.50	0-6
			4	816.5	26705	14.28	14.50	0-6
				831.5	26815	14.21	14.50	0-6
				846.5	27925	14.31	14.50	0-6
			7	816.5	26705	14.29	14.50	0-6
				831.5	26815	14.22	14.50	0-6
				846.5	27925	14.31	14.50	0-6
		15RB	0	816.5	26705	14.29	14.50	0-6
				831.5	26815	14.22	14.50	0-6
				846.5	27925	14.31	14.50	0-6

FDD Band 26									
BW[MHz]	Modulation	RB Size	RB Offset	Frequency [MHz]	Channel	Conducted power [dBm]	Target Power + Max. Tolerance [dBm]	MPR Allowed per 3GPP[dB]
3	QPSK	1 RB	0	815.5	26675	21.32	21.50	0
				831.5	26815	21.25	21.50	0
				847.5	27025	21.27	21.50	0
			7	815.5	26675	21.17	21.50	0
				831.5	26815	21.21	21.50	0
				847.5	27025	21.22	21.50	0
			14	815.5	26675	21.29	21.50	0
				831.5	26815	21.25	21.50	0
				847.5	27025	21.32	21.50	0
		8 RB	0	815.5	26675	20.29	20.50	0-1
				831.5	26815	20.23	20.50	0-1
				847.5	27025	20.32	20.50	0-1
			4	815.5	26675	20.23	20.50	0-1
				831.5	26815	20.21	20.50	0-1
				847.5	27025	20.32	20.50	0-1
			7	815.5	26675	20.26	20.50	0-1
				831.5	26815	20.21	20.50	0-1
				847.5	27025	20.29	20.50	0-1
		15RB	0	815.5	26675	20.23	20.50	0-1
				831.5	26815	20.21	20.50	0-1
				847.5	27025	20.29	20.50	0-1
	16-QAM	1 RB	0	815.5	26675	20.18	20.50	0-1
				831.5	26815	20.21	20.50	0-1
				847.5	27025	20.29	20.50	0-1
			7	815.5	26675	20.23	20.50	0-1
				831.5	26815	20.21	20.50	0-1
				847.5	27025	20.29	20.50	0-1
			14	815.5	26675	20.26	20.50	0-1
				831.5	26815	20.22	20.50	0-1
				847.5	27025	20.29	20.50	0-1
		8 RB	0	815.5	26675	19.20	19.50	0-2
				831.5	26815	19.21	19.50	0-2
				847.5	27025	19.29	19.50	0-2
			4	815.5	26675	19.20	19.50	0-2
				831.5	26815	19.21	19.50	0-2
				847.5	27025	19.29	19.50	0-2
			7	815.5	26675	19.23	19.50	0-2
				831.5	26815	19.21	19.50	0-2
				847.5	27025	19.29	19.50	0-2
		15RB	0	815.5	26675	19.21	19.50	0-2
				831.5	26815	19.21	19.50	0-2
				847.5	27025	19.29	19.50	0-2
	64-QAM	1 RB	0	815.5	26675	18.20	18.50	0-3
				831.5	26815	18.21	18.50	0-3
				847.5	27025	18.29	18.50	0-3
			7	815.5	26675	18.21	18.50	0-3
				831.5	26815	18.21	18.50	0-3
				847.5	27025	18.29	18.50	0-3
			14	815.5	26675	18.21	18.50	0-3
				831.5	26815	18.21	18.50	0-3
				847.5	27025	18.29	18.50	0-3
		8 RB	0	815.5	26675	17.20	17.50	0-4
				831.5	26815	17.21	17.50	0-4
				847.5	27025	17.22	17.50	0-4
			4	815.5	26675	17.23	17.50	0-4
				831.5	26815	17.21	17.50	0-4
				847.5	27025	17.28	17.50	0-4
			7	815.5	26675	17.29	17.50	0-4
				831.5	26815	17.21	17.50	0-4
				847.5	27025	17.29	17.50	0-4
		15RB	0	815.5	26675	17.16	17.50	0-4
				831.5	26815	17.21	17.50	0-4
				847.5	27025	17.29	17.50	0-4
	256-QAM	1 RB	0	815.5	26675	15.29	15.50	0-5
				831.5	26815	15.21	15.50	0-5
				847.5	27025	15.13	15.50	0-5
			7	815.5	26675	15.28	15.50	0-5
				831.5	26815	15.21	15.50	0-5
				847.5	27025	15.29	15.50	0-5
			14	815.5	26675	15.29	15.50	0-5
				831.5	26815	15.22	15.50	0-5
				847.5	27025	15.29	15.50	0-5
		8 RB	0	815.5	26675	14.29	14.50	0-6
				831.5	26815	14.21	14.50	0-6
				847.5	27025	14.29	14.50	0-6
			4	815.5	26675	14.29	14.50	0-6
				831.5	26815	14.21	14.50	0-6
				847.5	27025	14.29	14.50	0-6
			7	815.5	26675	14.29	14.50	0-6
				831.5	26815	14.21	14.50	0-6
				847.5	27025	14.29	14.50	0-6
		15RB	0	815.5	26675	14.21	14.50	0-6
				831.5	26815	14.21	14.50	0-6
				847.5	27025	14.29	14.50	0-6

FDD Band 26									
BW[MHz]	Modulation	RB Size	RB Offset	Frequency [MHz]	Channel	Conducted power [dBm]	Target Power + Max. Tolerance [dBm]	MPR Allowed per 3GPP[dB]
1.4	QPSK	1 RB	0	814.7	26697	21.58	21.50	0
				831.5	26815	21.18	21.50	0
				848.3	27033	21.32	21.50	0
			2	814.7	26697	21.32	21.50	0
				831.5	26815	21.27	21.50	0
				848.3	27033	21.32	21.50	0
			5	814.7	26697	21.22	21.50	0
				831.5	26815	21.19	21.50	0
				848.3	27033	21.32	21.50	0
		3 RB	0	814.7	26697	21.26	21.50	0
				831.5	26815	21.22	21.50	0
				848.3	27033	21.22	21.50	0
			2	814.7	26697	21.22	21.50	0
				831.5	26815	21.25	21.50	0
				848.3	27033	21.28	21.50	0
			3	814.7	26697	21.27	21.50	0
				831.5	26815	21.27	21.50	0
				848.3	27033	21.28	21.50	0
		6RB	0	814.7	26697	20.17	20.50	0-1
				831.5	26815	20.27	20.50	0-1
				848.3	27033	20.18	20.50	0-1
	16-QAM	1 RB	0	814.7	26697	20.23	20.50	0-1
				831.5	26815	20.28	20.50	0-1
				848.3	27033	20.18	20.50	0-1
			2	814.7	26697	20.34	20.50	0-1
				831.5	26815	20.43	20.50	0-1
				848.3	27033	20.29	20.50	0-1
			5	814.7	26697	20.22	20.50	0-1
				831.5	26815	20.28	20.50	0-1
				848.3	27033	20.29	20.50	0-1
		3 RB	0	814.7	26697	20.18	20.50	0-1
				831.5	26815	20.18	20.50	0-1
				848.3	27033	20.18	20.50	0-1
			2	814.7	26697	20.29	20.50	0-1
				831.5	26815	20.29	20.50	0-1
				848.3	27033	20.29	20.50	0-1
			3	814.7	26697	20.22	20.50	0-1
				831.5	26815	20.22	20.50	0-1
				848.3	27033	20.22	20.50	0-1
		6RB	0	814.7	26697	19.18	19.50	0-2
				831.5	26815	19.28	19.50	0-2
				848.3	27033	19.28	19.50	0-2
	64-QAM	1 RB	0	814.7	26697	18.24	18.50	0-3
				831.5	26815	18.28	18.50	0-3
				848.3	27033	18.35	18.50	0-3
			2	814.7	26697	18.34	18.50	0-3
				831.5	26815	18.28	18.50	0-3
				848.3	27033	18.29	18.50	0-3
			5	814.7	26697	18.22	18.50	0-3
				831.5	26815	18.21	18.50	0-3
				848.3	27033	18.29	18.50	0-3
		3 RB	0	814.7	26697	18.27	18.50	0-3
				831.5	26815	18.28	18.50	0-3
				848.3	27033	18.34	18.50	0-3
			2	814.7	26697	18.27	18.50	0-3
				831.5	26815	18.27	18.50	0-3
				848.3	27033	18.29	18.50	0-3
			3	814.7	26697	18.29	18.50	0-3
				831.5	26815	18.29	18.50	0-3
				848.3	27033	18.34	18.50	0-3
		6RB	0	814.7	26697	17.29	17.50	0-4
				831.5	26815	17.27	17.50	0-4
				848.3	27033	17.36	17.50	0-4
	256-QAM	1 RB	0	814.7	26697	15.29	15.50	0-5
				831.5	26815	15.21	15.50	0-5
				848.3	27033	15.29	15.50	0-5
			2	814.7	26697	15.29	15.50	0-5
				831.5	26815	15.27	15.50	0-5
				848.3	27033	15.29	15.50	0-5
			5	814.7	26697	15.29	15.50	0-5
				831.5	26815	15.29	15.50	0-5
				848.3	27033	15.29	15.50	0-5
		3 RB	0	814.7	26697	15.29	15.50	0-5
				831.5	26815	15.29	15.50	0-5
				848.3	27033	15.29	15.50	0-5
			2	814.7	26697	15.29	15.50	0-5
				831.5	26815	15.29	15.50	0-5
				848.3	27033	15.29	15.50	0-5
			3	814.7	26697	15.29	15.50	0-5
				831.5	26815	15.29	15.50	0-5
				848.3	27033	15.34	15.50	0-5
		6RB	0	814.7	26697	14.29	14.50	0-6
				831.5	26815	14.21	14.

LTE FDD Band 30 - conducted power table:
WWAN LAT hotspot camera mode reduced power

FDD Band 30								
BW(MHz)	Modulation	RB Size	RB Offset	Frequency (MHz)	Channel	Conducted power (dBm)	Target Power + Max. Tolerance (dBm)	MPR Allowed per 3GPP(dB)
10	QPSK	1 RB	0	2310	27710	20.82	21.00	0
			25	2310	27710	20.91	21.00	0
			49	2310	27710	20.98	21.00	0
		25 RB	0	2310	27710	19.85	20.00	0-1
			12	2310	27710	19.71	20.00	0-1
			25	2310	27710	19.88	20.00	0-1
		50RB		2310	27710	19.86	20.00	0-1
	16-QAM	1 RB	0	2310	27710	19.70	20.00	0-1
			25	2310	27710	19.58	20.00	0-1
			49	2310	27710	19.13	20.00	0-1
		25 RB	0	2310	27710	18.92	19.00	0-2
			12	2310	27710	18.55	19.00	0-2
			25	2310	27710	18.53	19.00	0-2
		50RB		2310	27710	18.91	19.00	0-2
	64-QAM	1 RB	0	2310	27710	18.59	19.00	0-2
			25	2310	27710	18.59	19.00	0-2
			49	2310	27710	18.40	19.00	0-2
		25 RB	0	2310	27710	17.17	18.00	0-3
			12	2310	27710	17.67	18.00	0-3
			25	2310	27710	17.27	18.00	0-3
		50RB		2310	27710	17.94	18.00	0-3
	256-QAM	1 RB	0	2310	27710	15.60	16.00	0-5
			25	2310	27710	15.08	16.00	0-5
			49	2310	27710	15.01	16.00	0-5
		25 RB	0	2310	27710	15.86	16.00	0-5
			12	2310	27710	14.99	16.00	0-5
			25	2310	27710	15.01	16.00	0-5
		50RB		2310	27710	15.63	16.00	0-5

FDD Band 30								
BW(MHz)	Modulation	RB Size	RB Offset	Frequency (MHz)	Channel	Conducted power (dBm)	Target Power + Max. Tolerance (dBm)	MPR Allowed per 3GPP(dB)
5	QPSK	1 RB	0	2307.5	27685	20.95	21.00	0
				2310	27710	20.85	21.00	0
				2312.5	27735	20.22	21.00	0
			12	2307.5	27685	20.25	21.00	0
				2310	27710	20.41	21.00	0
				2312.5	27735	20.92	21.00	0
			24	2307.5	27685	20.64	21.00	0
				2310	27710	20.32	21.00	0
				2312.5	27735	20.66	21.00	0
		12 RB	0	2307.5	27685	19.49	20.00	0-1
				2310	27710	19.58	20.00	0-1
				2312.5	27735	18.96	20.00	0-1
			6	2307.5	27685	19.50	20.00	0-1
				2310	27710	19.60	20.00	0-1
				2312.5	27735	19.17	20.00	0-1
			13	2307.5	27685	19.85	20.00	0-1
				2310	27710	19.03	20.00	0-1
				2312.5	27735	19.59	20.00	0-1
		25RB		2307.5	27685	19.15	20.00	0-1
				2310	27710	19.15	20.00	0-1
				2312.5	27735	19.74	20.00	0-1
	16-QAM	1 RB	0	2307.5	27685	19.55	20.00	0-1
				2310	27710	19.72	20.00	0-1
				2312.5	27735	19.80	20.00	0-1
			12	2307.5	27685	19.11	20.00	0-1
				2310	27710	19.07	20.00	0-1
				2312.5	27735	19.67	20.00	0-1
			24	2307.5	27685	18.99	20.00	0-1
				2310	27710	19.89	20.00	0-1
				2312.5	27735	19.90	20.00	0-1
		12 RB	0	2307.5	27685	18.72	19.00	0-2
				2310	27710	18.82	19.00	0-2
				2312.5	27735	18.40	19.00	0-2
			6	2307.5	27685	18.04	19.00	0-2
				2310	27710	18.66	19.00	0-2
				2312.5	27735	18.12	19.00	0-2
			13	2307.5	27685	18.27	19.00	0-2
				2310	27710	18.94	19.00	0-2
				2312.5	27735	18.86	19.00	0-2
		25RB		2307.5	27685	18.67	19.00	0-2
				2310	27710	18.80	19.00	0-2
				2312.5	27735	18.43	19.00	0-2
	64-QAM	1 RB	0	2307.5	27685	18.08	19.00	0-2
				2310	27710	18.73	19.00	0-2
				2312.5	27735	18.42	19.00	0-2
			12	2307.5	27685	18.13	19.00	0-2
				2310	27710	17.96	19.00	0-2
				2312.5	27735	18.59	19.00	0-2
			24	2307.5	27685	18.06	19.00	0-2
				2310	27710	18.21	19.00	0-2
				2312.5	27735	18.80	19.00	0-2
		12 RB	0	2307.5	27685	17.19	18.00	0-3
				2310	27710	17.10	18.00	0-3
				2312.5	27735	17.46	18.00	0-3
			6	2307.5	27685	17.36	18.00	0-3
				2310	27710	17.37	18.00	0-3
				2312.5	27735	17.14	18.00	0-3
			13	2307.5	27685	17.51	18.00	0-3
				2310	27710	17.27	18.00	0-3
				2312.5	27735	17.48	18.00	0-3
		25RB		2307.5	27685	16.96	18.00	0-3
				2310	27710	17.80	18.00	0-3
				2312.5	27735	17.32	18.00	0-3
	256-QAM	1 RB	0	2307.5	27685	15.45	16.00	0-5
				2310	27710	15.80	16.00	0-5
				2312.5	27735	15.95	16.00	0-5
			12	2307.5	27685	14.98	16.00	0-5
				2310	27710	15.25	16.00	0-5
				2312.5	27735	15.19	16.00	0-5
			24	2307.5	27685	15.33	16.00	0-5
				2310	27710	15.74	16.00	0-5
				2312.5	27735	15.37	16.00	0-5
		12 RB	0	2307.5	27685	15.25	16.00	0-5
				2310	27710	15.08	16.00	0-5
				2312.5	27735	15.18	16.00	0-5
			6	2307.5	27685	15.39	16.00	0-5
				2310	27710	15.21	16.00	0-5
				2312.5	27735	15.57	16.00	0-5
			13	2307.5	27685	15.65	16.00	0-5
				2310	27710	15.04	16.00	0-5
				2312.5	27735	15.86	16.00	0-5
		25RB		2307.5	27685	15.91	16.00	0-5
				2310	27710	15.36	16.00	0-5
				2312.5	27735	15.57	16.00	0-5

Unless otherwise stated the results shown in this test report refer only to the sample(s) tested and such sample(s) are retained for 90 days only.
除非另有說明，此報告結果僅對測試之樣品負責，同時此樣品僅保留90天。本報告未經本公司書面許可，不可部份複製。
This document is issued by the Company subject to its General Conditions of Service printed overleaf, available on request or accessible at http://www.sgs.com.tw/Terms-and-Conditions and for electronic format documents, subject to Terms and Conditions for Electronic Documents at http://www.sgs.com.tw/Terms-and-Conditions. Attention is drawn to the limitation of liability, indemnification and jurisdiction issues defined therein. Any holder of this document is advised that information contained hereon reflects the Company's findings at the time of its intervention only and within the limits of Client's instructions, if any. The Company's sole responsibility is to its Client and this document does not exonerate parties to a transaction from exercising all their rights and obligations under the transaction documents. This document cannot be reproduced except in full, without prior written approval of the Company. Any unauthorized alteration, forgery or falsification of the content or appearance of this document is unlawful and offenders may be prosecuted to the fullest extent of the law.

LTE FDD Band 66 - conducted power table:
WWAN Hotspot reduced power

FDD Band 66										
BW(MHz)	Modulation	RB Size	RB Offset	Frequency (MHz)	Channel	Conducted power (dBm)	Target Power + Max Tune-Up Tolerance (dBm)	MPR Allowed per 3GPP(dB)
20	QPSK	1 RB	0	1715.7	132072	21.94	22.00	0
				1745	133072	21.96	22.00	0
				1774.3	134072	21.93	22.00	0
			50	1715.7	132072	21.83	22.00	0
				1745	133072	21.76	22.00	0
				1774.3	134072	21.81	22.00	0
			99	1715.7	132072	21.71	22.00	0
				1745	133072	21.73	22.00	0
				1774.3	134072	21.62	22.00	0
		50 RB	0	1715.7	132072	20.87	21.00	0.1
				1745	133072	20.85	21.00	0.1
				1774.3	134072	20.81	21.00	0.1
			25	1715.7	132072	20.81	21.00	0.1
				1745	133072	20.84	21.00	0.1
				1774.3	134072	20.78	21.00	0.1
			50	1715.7	132072	20.74	21.00	0.1
				1745	133072	20.76	21.00	0.1
				1774.3	134072	20.68	21.00	0.1
		100 RB	0	1715.7	132072	20.62	21.00	0.1
				1745	133072	20.65	21.00	0.1
				1774.3	134072	20.58	21.00	0.1
	16-QAM	1 RB	0	1715.7	132072	20.94	21.00	0.2
				1745	133072	20.97	21.00	0.2
				1774.3	134072	20.91	21.00	0.2
			50	1715.7	132072	20.81	21.00	0.2
				1745	133072	20.83	21.00	0.2
				1774.3	134072	20.79	21.00	0.2
			99	1715.7	132072	20.69	21.00	0.2
				1745	133072	20.72	21.00	0.2
				1774.3	134072	20.65	21.00	0.2
		50 RB	0	1715.7	132072	19.87	20.00	0.2
				1745	133072	19.89	20.00	0.2
				1774.3	134072	19.84	20.00	0.2
			25	1715.7	132072	19.81	20.00	0.2
				1745	133072	19.83	20.00	0.2
				1774.3	134072	19.78	20.00	0.2
			50	1715.7	132072	19.74	20.00	0.2
				1745	133072	19.76	20.00	0.2
				1774.3	134072	19.68	20.00	0.2
		100 RB	0	1715.7	132072	19.62	20.00	0.2
				1745	133072	19.64	20.00	0.2
				1774.3	134072	19.58	20.00	0.2
	64-QAM	1 RB	0	1715.7	132072	19.94	20.00	0.3
				1745	133072	19.97	20.00	0.3
				1774.3	134072	19.91	20.00	0.3
			50	1715.7	132072	19.81	20.00	0.3
				1745	133072	19.83	20.00	0.3
				1774.3	134072	19.79	20.00	0.3
			99	1715.7	132072	19.69	20.00	0.3
				1745	133072	19.72	20.00	0.3
				1774.3	134072	19.65	20.00	0.3
		50 RB	0	1715.7	132072	18.87	19.00	0.3
				1745	133072	18.89	19.00	0.3
				1774.3	134072	18.84	19.00	0.3
			25	1715.7	132072	18.81	19.00	0.3
				1745	133072	18.83	19.00	0.3
				1774.3	134072	18.78	19.00	0.3
			50	1715.7	132072	18.74	19.00	0.3
				1745	133072	18.76	19.00	0.3
				1774.3	134072	18.68	19.00	0.3
		100 RB	0	1715.7	132072	18.62	19.00	0.3
				1745	133072	18.64	19.00	0.3
				1774.3	134072	18.58	19.00	0.3
	256-QAM	1 RB	0	1715.7	132072	18.74	19.00	0.5
				1745	133072	18.77	19.00	0.5
				1774.3	134072	18.71	19.00	0.5
			50	1715.7	132072	18.61	19.00	0.5
				1745	133072	18.63	19.00	0.5
				1774.3	134072	18.58	19.00	0.5
			99	1715.7	132072	18.49	19.00	0.5
				1745	133072	18.52	19.00	0.5
				1774.3	134072	18.45	19.00	0.5
		50 RB	0	1715.7	132072	17.67	18.00	0.5
				1745	133072	17.69	18.00	0.5
				1774.3	134072	17.64	18.00	0.5
			25	1715.7	132072	17.61	18.00	0.5
				1745	133072	17.63	18.00	0.5
				1774.3	134072	17.58	18.00	0.5
			50	1715.7	132072	17.54	18.00	0.5
				1745	133072	17.56	18.00	0.5
				1774.3	134072	17.48	18.00	0.5
		100 RB	0	1715.7	132072	17.42	18.00	0.5
				1745	133072	17.44	18.00	0.5
				1774.3	134072	17.38	18.00	0.5

FDD Band 66										
BW(MHz)	Modulation	RB Size	RB Offset	Frequency (MHz)	Channel	Conducted power (dBm)	Target Power + Max Tune-Up Tolerance (dBm)	MPR Allowed per 3GPP(dB)
15	QPSK	1 RB	0	1715.7	132047	21.94	22.00	0
				1745	133047	21.96	22.00	0
				1774.3	134047	21.93	22.00	0
			38	1715.7	132047	21.83	22.00	0
				1745	133047	21.77	22.00	0
				1774.3	134047	21.81	22.00	0
			74	1715.7	132047	21.73	22.00	0
				1745	133047	21.74	22.00	0
				1774.3	134047	21.63	22.00	0
		36 RB	0	1715.7	132047	20.87	21.00	0.1
				1745	133047	20.89	21.00	0.1
				1774.3	134047	20.81	21.00	0.1
			38	1715.7	132047	20.81	21.00	0.1
				1745	133047	20.84	21.00	0.1
				1774.3	134047	20.78	21.00	0.1
			77	1715.7	132047	20.74	21.00	0.1
				1745	133047	20.76	21.00	0.1
				1774.3	134047	20.68	21.00	0.1
		75 RB	0	1715.7	132047	20.62	21.00	0.1
				1745	133047	20.65	21.00	0.1
				1774.3	134047	20.58	21.00	0.1
	16-QAM	1 RB	0	1715.7	132047	20.94	21.00	0.2
				1745	133047	20.97	21.00	0.2
				1774.3	134047	20.91	21.00	0.2
			38	1715.7	132047	20.81	21.00	0.2
				1745	133047	20.83	21.00	0.2
				1774.3	134047	20.79	21.00	0.2
			77	1715.7	132047	20.69	21.00	0.2
				1745	133047	20.72	21.00	0.2
				1774.3	134047	20.65	21.00	0.2
		36 RB	0	1715.7	132047	19.87	20.00	0.2
				1745	133047	19.89	20.00	0.2
				1774.3	134047	19.84	20.00	0.2
			38	1715.7	132047	19.81	20.00	0.2
				1745	133047	19.83	20.00	0.2
				1774.3	134047	19.78	20.00	0.2
			77	1715.7	132047	19.74	20.00	0.2
				1745	133047	19.76	20.00	0.2
				1774.3	134047	19.68	20.00	0.2
		75 RB	0	1715.7	132047	19.62	20.00	0.2
				1745	133047	19.64	20.00	0.2
				1774.3	134047	19.58	20.00	0.2
	64-QAM	1 RB	0	1715.7	132047	19.94	20.00	0.3
				1745	133047	19.97	20.00	0.3
				1774.3	134047	19.91	20.00	0.3
			38	1715.7	132047	19.81	20.00	0.3
				1745	133047	19.83	20.00	0.3
				1774.3	134047	19.79	20.00	0.3
			77	1715.7	132047	19.69	20.00	0.3
				1745	133047	19.72	20.00	0.3
				1774.3	134047	19.65	20.00	0.3
		36 RB	0	1715.7	132047	18.87	19.00	0.3
				1745	133047	18.89	19.00	0.3
				1774.3	134047	18.84	19.00	0.3
			38	1715.7	132047	18.81	19.00	0.3
				1745	133047	18.83	19.00	0.3
				1774.3	134047	18.78	19.00	0.3
			77	1715.7	132047	18.74	19.00	0.3
				1745	133047	18.76	19.00	0.3
				1774.3	134047	18.68	19.00	0.3
		75 RB	0	1715.7	132047	18.62	19.00	0.3
				1745	133047	18.64	19.00	0.3
				1774.3	134047	18.58	19.00	0.3
	256-QAM	1 RB	0	1715.7	132047	18.74	19.00	0.5
				1745	133047	18.77	19.00	0.5
				1774.3	134047	18.71	19.00	0.5
			38	1715.7	132047	18.61	19.00	0.5
				1745	133047	18.63	19.00	0.5
				1774.3	134047	18.58	19.00	0.5
			77	1715.7	132047	18.49	19.00	0.5
				1745	133047	18.52	19.00	0.5
				1774.3	134047	18.45	19.00	0.5
		36 RB	0	1715.7	132047	17.67	18.00	0.5
				1745	133047	17.69	18.00	0.5
				1774.3	134047	17.64	18.00	0.5
			38	1715.7	132047	17.61	18.00	0.5
				1745	133047	17.63	18.00	0.5
				1774.3	134047	17.58	18.00	0.5
			77	1715.7	132047	17.54	18.00	0.5
				1745	133047	17.56	18.00	0.5
				1774.3	134047	17.48	18.00	0.5
		75 RB	0	1715.7	132047	17.42	18.00	0.5
				1745	133047	17.44	18.00	0.5
				1774.3	134047	17.38	18.00	0.5

FDD Band 66										
BW(MHz)	Modulation	RB Size	RB Offset	Frequency (MHz)	Channel	Conducted power (dBm)	Target Power + Max Tune-Up Tolerance (dBm)	MPR Allowed per 3GPP(dB)
10	QPSK	1 RB	0	1715	132022	21.94	22.00	0
				1745	133022	21.96	22.00	0
				1775	134022	21.93	22.00	0
			25	1715	132022	21.83	22.00	0
				1745	133022	21.77	22.00	0
				1775	134022	21.81	22.00	0
			49	1715	132022	21.71	22.00	0
				1745	133022	21.74	22.00	0
				1775	134022	21.63	22.00	0
		25 RB	0	1715	132022	20.87	21.00	0.1
				1745	133022	20.89	21.00	0.1
				1775	134022	20.81	21.00	0.1
			12	1715	132022	20.81	21.00	0.1
				1745	133022	20.84	21.00	0.1
				1775	134022	20.78	21.00	0.1
			25	1715	132022	20.74	21.00	0.1
				1745	133022	20.76	21.00	0.1
				1775	134022	20.68	21.00	0.1
		50 RB	0	1715	132022	20.62	21.00	0.1
				1745	133022	20.65	21.00	0.1
				1775	134022	20.58	21.00	0.1
	16-QAM	1 RB	0	1715	132022	20.94	21.00	0.2
				1745	133022	20.97	21.00	0.2
				1775	134022	20.91	21.00	0.2
			25	1715	132022	20.81	21.00	0.2
				1745	133022	20.83	21.00	0.2
				1775	134022	20.79	21.00	0.2
			49	1715	132022	20.69	21.00	0.2
				1745	133022	20.72	21.00	0.2
				1775	134022	20.65	21.00	0.2
		25 RB	0	1715	132022	19.87	20.00	0.2
				1745	133022	19.89	20.00	0.2
				1775	134022	19.84	20.00	0.2
			12	1715	132022	19.81	20.00	0.2
				1745	133022	19.83	20.00	0.2
				1775	134022	19.78	20.00	0.2
			25	1715	132022	19.74	20.00	0.2
				1745	133022	19.76	20.00	0.2
				1775	134022	19.68	20.00	0.2
		50 RB	0	1715	132022	19.62	20.00	0.2
				1745	133022	19.64	20.00	0.2
				1775	134022	19.58	20.00	0.2
	64-QAM	1 RB	0	1715	132022	19.94	20.00	0.3
				1745	133022	19.97	20.00	0.3
				1775	134022	19.91	20.00	0.3
			25	1715	132022	19.81	20.00	0.3
				1745	133022	19.83	20.00	0.3
				1775	134022	19.79	20.00	0.3
			49	1715	132022	19.69	20.00	0.3
				1745	133022	19.72	20.00	0.3
				1775	134022	19.65	20.00	0.3
		25 RB	0	1715	132022	18.87	19.00	0.3
				1745	133022	18.89	19.00	0.3
				1775	134022	18.84	19.00	0.3
			12	1715	132022	18.81	19.00	0.3
				1745	133022	18.83	19.00	0.3
				1775	134022	18.78	19.00	0.3
			25	1715	132022	18.74	19.00	0.3
				1745	133022	18.76	19.00	0.3
				1775	134022	18.68	19.00	0.3
		50 RB	0	1715	132022	18.62	19.00	0.3
				1745	133022	18.64	19.00	0.3
				1775	134022	18.58	19.00	0.3
	256-QAM	1 RB	0	1715	132022	18.74	19.00	0.5
				1745	133022	18.77	19.00	0.5
				1775	134022	18.71	19.00	0.5
			25	1715	132022	18.61	19.00	0.5
				1745	133022	18.63	19.00	0.5
				1775	134022	18.58	19.00	0.5
			49	1715	132022	18.49	19.00	0.5
				1745	133022	18.52	19.00	0.5
				1775	134022	18.45	19.00	0.5
		25 RB	0	1715	132022	17.67	18.00	0.5
				1745	133022	17.69	18.00	0.5
				1775	134022	17.64	18.00	0.5
			12	1715	132022	17.61	18.00	0.5
				1745	133022	17.63	18.00	0.5
				1775	134022	17.58	18.00	0.5
			25	1715	132022	17.54	18.00	0.5
				1745	133022	17.56	18.00	0.5
				1775	134022	17.48	18.00	0.5
		50 RB	0	1715	132022	17.42	18.00	0.5
				1745	133022	17.44	18.00	0.5
				1775	134022	17.38	18.00	0.5

FDD Band 66										
BW(MHz)	Modulation	RB Size	RB Offset	Frequency (MHz)	Channel	Conducted power (dBm)	Target Power + Max Tune-Up Tolerance (dBm)	MPR Allowed per 3GPP(dB)
5	QPSK	1 RB	0	1715	132021	21.94	22.00	0
				1745	133021	21.96	22.00	0
				1775	134021	21.93	22.00	0
			12	1715	132021	21.83	22.00	0
				1745	133021	21.77	22.00	0
				1775	134021	21.81	22.00	0
			24	1715	132021	21.71	22.00	0
				1745	133021	21.74	22.00	0
				1775	134021	21.63	22.00	0
		12 RB	0	1715	132021	20.87	21.00	0.1
				1745	133021	20.89	21.00	0.1
				1775	134021	20.81	21.00	0.1
			6	1715	132021	20.81	21.00	0.1
				1745	133021	20.84	21.00	0.1
				1775	134021	20.78	21.00	0.1
			13	1715	132021	20.74	21.00	0.1
				1745	133021	20.76	21.00	0.1
				1775	134021	20.68	21.00	0.1
		25 RB	0	1715	132021	20.62	21.00	0.1
				1745	133021	20.65	21.00	0.1
				1775	134021	20.58	21.00	0.1
	16-QAM	1 RB	0	1715	132021	20.94	21.00	0.2
				1745	133021	20.97	21.00	0.2
				1775	134021	20.91	21.00	0.2
			24	1715	132021	20.81	21.00	0.2
				1745	133021	20.83	21.00	0.2
				1775	134021	20.79	21.00	0.2
		12 RB	0	1715	132021	19.87	20.00	0.2
				1745	133021	19.89	20.00	0.2
				1775	134021	19.84	20.00	0.2
			6	1715	132021	19.81	20.00	0.2
				1745	133021	19.83	20.00	0.2
				1775	134021	19.78	20.00	0.2
			13	1715	132021	19.74	20.00	0.2
				1745	133021	19.76	20.00	0.2
				1775	134021	19.68	20.00	0.2
		25 RB	0	1715	132021	19.62	20.00	0.2
				1745	133021	19.64	20.00	0.2
				1775	134021	19.58	20.00	0.2
	64-QAM	1 RB	0	1715	132021	19.94	20.00	0.3
				1745	133021	19.97	20.00	0.3
				1775	134021	19.91	20.00	0.3
			24	1715	132021	19.81	20.00	0.3
				1745	133021	19.83	20.00	0.3
				1775	134021	19.79	20.00	0.3
		12 RB	0	1715	132021	18.87	19.00	0.3
				1745	133021	18.89	19.00	0.3
				1775	134021	18.84	19.00	0.3
			6	1715	132021	18.81	19.00	0.3
				1745	133021	18.83	19.00	0.3
				1775	134021	18.78	19.00	0.3
			13	1715	132021	18.74	19.00	0.3
				1745	133021	18.76	19.00	0.3
				1775	134021	18.68	19.00	0.3
		25 RB	0	1715	132021	18.62	19.00	0.3
				1745	133021	18.64	19.00	0.3
				1775	134021	18.58	19.00	0.3
	256-QAM	1 RB	0	1715	132021	18.74	19.00	0.5
				1745	133021	18.77	19.00	0.5
				1775	134021	18.71	19.00	0.5
			24	1715	132021	18.61	19.00	0.5
				1745	133021	18.63	19.00	0.5
				1775	134021	18.58	19.00	0.5
		12 RB	0	1715	132021	17.67	18.00	0.5
				1745	133021	17.69	18.00	0.5
				1775	134021	17.64	18.00	0.5
			6	1715	132021	17.61	18.00	0.5
				1745	133021	17.63	18.00	0.5
				1775	134021	17.58	18.00	0.5
			13	1715	132021	17.54	18.00	0.5
				1745	133021	17.56	18.00	0.5
				1775	134021	17.48	18.00	0.5
		25 RB	0	1715	132021	17.42	18.00	0.5
				1745	133021	17.44	18.00	0.5
				1775	134021	17.38	18.00	0.5

FDD Band 66										
BW(MHz)	Modulation	RB Size	RB Offset	Frequency (MHz)	Channel	Conducted power (dBm)	Target Power + Max Tune-Up Tolerance (dBm)	MPR Allowed per 3GPP(dB)
3	QPSK	1 RB	0	1715	132021	21.94	22.00	0
				1745	133021	21.96	22.00	0
				1775	134021	21.93	22.00	0
			7	1715	132021	21.83	22.00	0
				1745	133021	21.77	22.00	0
				1775	134021	21.81	22.00	0
			14	1715	132021	21.71	22.00	0
				1745	133021	21.74	22.00	0
				1775	134021	21.63	22.00	0
		8 RB	0	1715	132021	20.87	21.00	0.1
				1745	133021	20.89	21.00	0.1
				1775	134021	20.81	21.00	0.1
			4	1715	132021	20.81	21.00	0.1
				1745	133021	20.84	21.00	0.1
				1775	134021	20.78	21.00	0.1
			7	1715	132021	20.74	21.00	0.1
				1745	133021	20.76	21.00	0.1
				1775	134021	20.68	21.00	0.1
		15 RB	0	1715	132021	20.62	21.00	0.1
				1745	133021	20.65	21.00	0.1
				1775	134021	20.58	21.00	0.1
	16-QAM	1 RB	0	1715	132021	20.94	21.00	0.2
				1745	133021	20.97	21.00	0.2
				1775	134021	20.91	21.00	0.2
			14	1715	132021	20.81	21.00	0.2
				1745	133021	20.83	21.00	0.2
				1775	134021	20.79	21.00	0.2
		8 RB	0	1715	132021	19.87	20.00	0.2
				1745	133021	19.89	20.00	0.2
				1775	134021	19.84	20.00	0.2
			4	1715	132021	19.81	20.00	0.2
				1745	133021	19.83	20.00	0.2
				1775	134021	19.78	20.00	0.2
			7	1715	132021	19.74	20.00	0.2
				1745	133021	19.76	20.00	0.2
				1775	134021	19.68	20.00	0.2
		15 RB	0	1715	132021	19.62	20.00	0.2
				1745	133021	19.64	20.00	0.2
				1775	134021	19.58	20.00	0.2
	64-QAM	1 RB	0	1715	132021	19.94	20.00	0.3
				1745	133021	19.97	20.00	0.3
				1775	134021	19.91	20.00	0.3
			14	1715	132021	19.81	20.00	0.3
				1745	133021	19.83	20.00	0.3
				1775	134021	19.79	20.00	0.3
		8 RB	0	1715	132021	18.87	19.00	0.3
				1745	133021	18.89	19.00	0.3
				1775	134021	18.84	19.00	0.3
			4	1715	132021	18.81	19.00	0.3
				1745	133021	18.83	19.00	0.3
				1775	134021	18.78	19.00	0.3
			7	1715	132021	18.74	19.00	0.3
				1745	133021	18.76	19.00	0.3
				1775	134021	18.68	19.00	0.3
		15 RB	0	1715	132021	18.62	19.00	0.3
				1745	133021	18.64	19.00	0.3
				1775	134021	18.58	19.00	0.3
	256-QAM	1 RB	0	1715	132021	18.74	19.00	0.5
				1745	133021	18.77	19.00	0.5
				1775	134021	18.71	19.00	0.5
			14	1715	132021	18.61	19.00	0.5
				1745	133021	18.63	19.00	0.5
				1775	134021	18.58	19.00	0.5
		8 RB	0	1715	132021	17.67	18.00	0.5
				1745	133021	17.69	18.00	0.5
				1775	134021	17.64	18.00	0.5
			4	1715	132021	17.61	18.00	0.5
				1745	133021	17.63	18.00	0.5
				1775	134021	17.58	18.00	0.5
			7	1715	132021	17.54	18.00	0.5
				1745	133021	17.56	18.00	0.5
				1775	134021	17.48	18.00	0.5
		15 RB	0	1715	132021	17.42	18.00	0.5
				1745	133021	17.44	18.00	0.5
				1775	134021	17.38	18.00	0.5

FDD Band 66										
BW(MHz)	Modulation	RB Size	RB Offset	Frequency (MHz)	Channel	Conducted power (dBm)	Target Power + Max Tune-Up Tolerance (dBm)	MPR Allowed per 3GPP(dB)
1.4	QPSK	1 RB	0	1715.7	131972	21.94	22.00	0
				1745	132972	21.96	22.00	0
				1774.3	133972	21.93	22.00	0
			2	1715.7	131972	21.83	22.00	0
				1745	132972	21.77	22.00	0
				1774.3	133972	21.81	22.00	0
			5	1715.7	131972	21.71	22.00	0
				1745	132972	21.74	22.00	0
				1774.3	133972	21.63	22.00	0
		3 RB	0	1715.7	131972	20.87	21.00	0.1
				1745	132972	20.89	21.00	0.1
				1774.3	133972	20.81	21.00	0.1
			2	1715.

Uplink CA Inter-band power

FCC Band (d)										
BW(MHz)	Modulation	RB Size	RB Offset	Frequency (MHz)	Channel	Conducted power (dBm)	Target Power Tolerance (dBm)	MPR (Conducted) (CEPTUB)
20	QPSK	1 RB	0	1210	130007	18.70	20.00	0
				1745	132022	18.61	20.00	0
				2280	134037	18.61	20.00	0
			50	1210	130007	18.66	20.00	0
				1745	132022	18.56	20.00	0
				2280	134037	18.56	20.00	0
			99	1210	130007	18.66	20.00	0
				1745	132022	18.56	20.00	0
				2280	134037	18.56	20.00	0
		50 RB	0	1210	130007	18.76	20.00	0.1
				1745	132022	18.76	20.00	0.1
				2280	134037	18.76	20.00	0.1
			25	1210	130007	18.65	20.00	0.1
				1745	132022	18.65	20.00	0.1
				2280	134037	18.65	20.00	0.1
			50	1210	130007	18.67	20.00	0.1
				1745	132022	18.67	20.00	0.1
				2280	134037	18.67	20.00	0.1
		100 RB		1210	130007	18.65	20.00	0.1
				1745	132022	18.65	20.00	0.1
				2280	134037	18.65	20.00	0.1
	16-QAM	1 RB	0	1210	130007	17.76	18.00	0.2
				1745	132022	17.76	18.00	0.2
				2280	134037	17.76	18.00	0.2
			50	1210	130007	18.21	18.00	0.2
				1745	132022	18.21	18.00	0.2
				2280	134037	18.21	18.00	0.2
			99	1210	130007	18.21	18.00	0.2
				1745	132022	18.21	18.00	0.2
				2280	134037	18.21	18.00	0.2
		50 RB	0	1210	130007	17.76	18.00	0.2
				1745	132022	17.76	18.00	0.2
				2280	134037	17.76	18.00	0.2
			25	1210	130007	17.76	18.00	0.2
				1745	132022	17.76	18.00	0.2
				2280	134037	17.76	18.00	0.2
			50	1210	130007	17.77	18.00	0.2
				1745	132022	17.77	18.00	0.2
				2280	134037	17.77	18.00	0.2
		100 RB		1210	130007	17.76	18.00	0.2
				1745	132022	17.76	18.00	0.2
				2280	134037	17.76	18.00	0.2
	64-QAM	1 RB	0	1210	130007	17.71	18.00	0.3
				1745	132022	17.71	18.00	0.3
				2280	134037	17.71	18.00	0.3
			50	1210	130007	17.66	18.00	0.3
				1745	132022	17.66	18.00	0.3
				2280	134037	17.66	18.00	0.3
			99	1210	130007	17.76	18.00	0.3
				1745	132022	17.76	18.00	0.3
				2280	134037	17.76	18.00	0.3
		50 RB	0	1210	130007	17.67	18.00	0.3
				1745	132022	17.67	18.00	0.3
				2280	134037	17.67	18.00	0.3
			25	1210	130007	17.67	18.00	0.3
				1745	132022	17.67	18.00	0.3
				2280	134037	17.67	18.00	0.3
			50	1210	130007	17.67	18.00	0.3
				1745	132022	17.67	18.00	0.3
				2280	134037	17.67	18.00	0.3
		100 RB		1210	130007	17.67	18.00	0.3
				1745	132022	17.67	18.00	0.3
				2280	134037	17.67	18.00	0.3
	256-QAM	1 RB	0	1210	130007	16.70	18.00	0.6
				1745	132022	16.70	18.00	0.6
				2280	134037	16.70	18.00	0.6
			50	1210	130007	16.65	18.00	0.6
				1745	132022	16.65	18.00	0.6
				2280	134037	16.65	18.00	0.6
			99	1210	130007	16.64	18.00	0.6
				1745	132022	16.64	18.00	0.6
				2280	134037	16.64	18.00	0.6
		50 RB	0	1210	130007	16.70	18.00	0.6
				1745	132022	16.70	18.00	0.6
				2280	134037	16.70	18.00	0.6
			25	1210	130007	16.64	18.00	0.6
				1745	132022	16.64	18.00	0.6
				2280	134037	16.64	18.00	0.6
			50	1210	130007	16.67	18.00	0.6
				1745	132022	16.67	18.00	0.6
				2280	134037	16.67	18.00	0.6
		100 RB		1210	130007	16.64	18.00	0.6
				1745	132022	16.64	18.00	0.6
				2280	134037	16.64	18.00	0.6

FCC Band (d)										
BW(MHz)	Modulation	RB Size	RB Offset	Frequency (MHz)	Channel	Conducted power (dBm)	Target Power Tolerance (dBm)	MPR (Conducted) (CEPTUB)
15	QPSK	1 RB	0	1210	130007	18.71	20.00	0
				1745	132022	18.59	20.00	0
				2280	134037	18.59	20.00	0
			36	1210	130007	18.76	20.00	0
				1745	132022	18.66	20.00	0
				2280	134037	18.66	20.00	0
			74	1210	130007	18.76	20.00	0
				1745	132022	18.66	20.00	0
				2280	134037	18.66	20.00	0
		36 RB	0	1210	130007	18.66	20.00	0.1
				1745	132022	18.66	20.00	0.1
				2280	134037	18.66	20.00	0.1
			19	1210	130007	18.71	20.00	0.1
				1745	132022	18.61	20.00	0.1
				2280	134037	18.61	20.00	0.1
			37	1210	130007	18.76	20.00	0.1
				1745	132022	18.76	20.00	0.1
				2280	134037	18.76	20.00	0.1
		75 RB		1210	130007	18.66	20.00	0.1
				1745	132022	18.66	20.00	0.1
				2280	134037	18.66	20.00	0.1
	16-QAM	1 RB	0	1210	130007	18.21	18.00	0.2
				1745	132022	18.21	18.00	0.2
				2280	134037	18.21	18.00	0.2
			36	1210	130007	18.21	18.00	0.2
				1745	132022	18.21	18.00	0.2
				2280	134037	18.21	18.00	0.2
			74	1210	130007	18.21	18.00	0.2
				1745	132022	18.21	18.00	0.2
				2280	134037	18.21	18.00	0.2
		36 RB	0	1210	130007	17.76	18.00	0.2
				1745	132022	17.76	18.00	0.2
				2280	134037	17.76	18.00	0.2
			19	1210	130007	17.81	18.00	0.2
				1745	132022	17.81	18.00	0.2
				2280	134037	17.81	18.00	0.2
			37	1210	130007	17.76	18.00	0.2
				1745	132022	17.76	18.00	0.2
				2280	134037	17.76	18.00	0.2
		75 RB		1210	130007	17.76	18.00	0.2
				1745	132022	17.76	18.00	0.2
				2280	134037	17.76	18.00	0.2
	64-QAM	1 RB	0	1210	130007	17.71	18.00	0.3
				1745	132022	17.71	18.00	0.3
				2280	134037	17.71	18.00	0.3
			36	1210	130007	17.66	18.00	0.3
				1745	132022	17.66	18.00	0.3
				2280	134037	17.66	18.00	0.3
			74	1210	130007	17.76	18.00	0.3
				1745	132022	17.76	18.00	0.3
				2280	134037	17.76	18.00	0.3
		36 RB	0	1210	130007	17.67	18.00	0.3
				1745	132022	17.67	18.00	0.3
				2280	134037	17.67	18.00	0.3
			19	1210	130007	17.67	18.00	0.3
				1745	132022	17.67	18.00	0.3
				2280	134037	17.67	18.00	0.3
			37	1210	130007	17.67	18.00	0.3
				1745	132022	17.67	18.00	0.3
				2280	134037	17.67	18.00	0.3
		75 RB		1210	130007	17.67	18.00	0.3
				1745	132022	17.67	18.00	0.3
				2280	134037	17.67	18.00	0.3
	256-QAM	1 RB	0	1210	130007	16.70	18.00	0.6
				1745	132022	16.70	18.00	0.6
				2280	134037	16.70	18.00	0.6
			36	1210	130007	16.65	18.00	0.6
				1745	132022	16.65	18.00	0.6
				2280	134037	16.65	18.00	0.6
			74	1210	130007	16.64	18.00	0.6
				1745	132022	16.64	18.00	0.6
				2280	134037	16.64	18.00	0.6
		36 RB	0	1210	130007	16.70	18.00	0.6
				1745	132022	16.70	18.00	0.6
				2280	134037	16.70	18.00	0.6
			19	1210	130007	16.64	18.00	0.6
				1745	132022	16.64	18.00	0.6
				2280	134037	16.64	18.00	0.6
			37	1210	130007	16.67	18.00	0.6
				1745	132022	16.67	18.00	0.6
				2280	134037	16.67	18.00	0.6
		75 RB		1210	130007	16.64	18.00	0.6
				1745	132022	16.64	18.00	0.6
				2280	134037	16.64	18.00	0.6

FCC Band (d)										
BW(MHz)	Modulation	RB Size	RB Offset	Frequency (MHz)	Channel	Conducted power (dBm)	Target Power Tolerance (dBm)	MPR (Conducted) (CEPTUB)
10	QPSK	1 RB	0	1210	130007	18.71	20.00	0
				1745	132022	18.59	20.00	0
				2280	134037	18.59	20.00	0
			25	1210	130007	18.76	20.00	0
				1745	132022	18.66	20.00	0
				2280	134037	18.66	20.00	0
			49	1210	130007	18.76	20.00	0
				1745	132022	18.66	20.00	0
				2280	134037	18.66	20.00	0
		25 RB	0	1210	130007	18.66	20.00	0.1
				1745	132022	18.66	20.00	0.1
				2280	134037	18.66	20.00	0.1
			12	1210	130007	18.71	20.00	0.1
				1745	132022	18.61	20.00	0.1
				2280	134037	18.61	20.00	0.1
			25	1210	130007	18.76	20.00	0.1
				1745	132022	18.76	20.00	0.1
				2280	134037	18.76	20.00	0.1
		50 RB		1210	130007	18.66	20.00	0.1
				1745	132022	18.66	20.00	0.1
				2280	134037	18.66	20.00	0.1
	16-QAM	1 RB	0	1210	130007	18.21	18.00	0.2
				1745	132022	18.21	18.00	0.2
				2280	134037	18.21	18.00	0.2
			25	1210	130007	18.21	18.00	0.2
				1745	132022	18.21	18.00	0.2
				2280	134037	18.21	18.00	0.2
			49	1210	130007	18.21	18.00	0.2
				1745	132022	18.21	18.00	0.2
				2280	134037	18.21	18.00	0.2
		25 RB	0	1210	130007	17.76	18.00	0.2
				1745	132022	17.76	18.00	0.2
				2280	134037	17.76	18.00	0.2
			12	1210	130007	17.81	18.00	0.2
				1745	132022	17.81	18.00	0.2
				2280	134037	17.81	18.00	0.2
			25	1210	130007	17.76	18.00	0.2
				1745	132022	17.76	18.00	0.2
				2280	134037	17.76	18.00	0.2
		50 RB		1210	130007	17.76	18.00	0.2
				1745	132022	17.76	18.00	0.2
				2280	134037	17.76	18.00	0.2
	64-QAM	1 RB	0	1210	130007	17.71	18.00	0.3
				1745	132022	17.71	18.00	0.3
				2280	134037	17.71	18.00	0.3
			25	1210	130007	17.66	18.00	0.3
				1745	132022	17.66	18.00	0.3
				2280	134037	17.66	18.00	0.3
			49	1210	130007	17.76	18.00	0.3
				1745	132022	17.76	18.00	0.3
				2280	134037	17.76	18.00	0.3
		25 RB	0	1210	130007	17.67	18.00	0.3
				1745	132022	17.67	18.00	0.3
				2280	134037	17.67	18.00	0.3
			12	1210	130007	17.67	18.00	0.3
				1745	132022	17.67	18.00	0.3
				2280	134037	17.67	18.00	0.3
			25	1210	130007	17.67	18.00	0.3
				1745	132022	17.67	18.00	0.3
				2280	134037	17.67	18.00	0.3
		50 RB		1210	130007	17.67	18.00	0.3
				1745	132022	17.67	18.00	0.3
				2280	134037	17.67	18.00	0.3
	256-QAM	1 RB	0	1210	130007	16.70	18.00	0.6
				1745	132022	16.70	18.00	0.6
				2280	134037	16.70	18.00	0.6
			25	1210	130007	16.65	18.00	0.6
				1745	132022	16.65	18.00	0.6
				2280	134037	16.65	18.00	0.6
			49	1210	130007	16.64	18.00	0.6
				1745	132022	16.64	18.00	0.6
				2280	134037	16.64	18.00	0.6
		25 RB	0	1210	130007	16.70	18.00	0.6
				1745	132022	16.70	18.00	0.6
				2280	134037	16.70	18.00	0.6
			12	1210	130007	16.70	18.00	0.6
				1745	132022	16.70	18.00	0.6
				2280	134037	16.70	18.00	0.6
			25	1210	130007	16.70	18.00	0.6
				1745	132022	16.70	18.00	0.6
				2280	134037	16.70	18.00	0.6
		50 RB		1210	130007	16.70	18.00	0.6
				1745	132022	16.70	18.00	0.6
				2280	134037	16.70	18.00	0.6

FCC Band (d)										
BW(MHz)	Modulation	RB Size	RB Offset	Frequency (MHz)	Channel	Conducted power (dBm)	Target Power Tolerance (dBm)	MPR (Conducted) (CEPTUB)
5	QPSK	1 RB	0	1210	130007	18.71	20.00	0
				1745	132022	18.59	20.00	0
				2280	134037	18.59	20.00	0
			13	1210	130007	18.76	20.00	0
				1745	132022	18.66	20.00	0
				2280	134037	18.66	20.00	0
			24	1210	130007	18.76	20.00	0
				1745	132022	18.66	20.00	0
				2280	134037	18.66	20.00	0
		12 RB	0	1210	130007	18.66	20.00	0.1
				1745	132022	18.66	20.00	0.1
				2280	134037	18.66	20.00	0.1
			6	1210	130007	18.71	20.00	0.1
				1745	132022	18.61	20.00	0.1
				2280	134037	18.61	20.00	0.1
			13	1210	130007	18.76	20.00	0.1
				1745	132022	18.76	20.00	0.1
				2280	134037	18.76	20.00	0.1
		25 RB		1210	130007	18.66	20.00	0.1
				1745	132022	18.66	20.00	0.1
				2280	134037	18.66	20.00	0.1
	16-QAM	1 RB	0	1210	130007	18.21	18.00	0.2
				1745	132022	18.21	18.00	0.2
				2280	134037	18.21	18.00	0.2
			13	1210	130007	18.21	18.00	0.2
				1745	132022	18.21	18.00	0.2
				2280	134037	18.21	18.00	0.2
			24	1210	130007	18.21	18.00	0.2
				1745	132022	18.21	18.00	0.2
				2280	134037	18.21	18.00	0.2
		12 RB	0	1210	130007	17.76	18.00	0.2
				1745	132022	17.76	18.00	0.2
				2280	134037	17.76	18.00	0.2
			6	1210	130007	17.81	18.00	0.2
				1745	132022	17.81	18.00	0.2
				2280	134037	17.81	18.00	0.2
			13	1210	130007	17.76	18.00	0.2
				1745	132022	17.76	18.00	0.2
				2280	134037	17.76	18.00	0.2
		25 RB		1210	130007	17.76	18.00	0.2
				1745	132022	17.76	18.00	0.2
				2280	134037	17.76	18.00	0.2
	64-QAM	1 RB	0	1210	130007	17.71	18.00	0.3
				1745	132022	17.71	18.00	0.3
				2280	134037	17.71	18.00	0.3
			13	1210	130007	17.66	18.00	0.3
				1745	132022	17.66	18.00	0.3
				2280	134037	17.66	18.00	0.3
			24	1210	130007	17.66	18.00	0.3
				1745	132022	17.66	18.00	0.3
				2280	134037	17.66	18.00	0.3
		12 RB	0	1210	130007	17.67	18.00	0.3
				1745	132022	17.67	18.00	0.3
				2280	134037	17.67	18.00	0.3
			6	1210	130007	17.67	18.00	0.3
				1745	132022	17.67	18.00	0.3
				2280	134037	17.67	18.00	0.3
			13	1210	130007	17.67	18.00	0.3
				1745	132022	17.67	18.00	0.3
				2280	134037	17.67	18.00	0.3
		25 RB		1210	130007	17.67	18.00	0.3
				1745	132022	17.67	18.00	0.3
				2280	134037	17.67	18.00	0.3
	256-QAM	1 RB	0	1210	130007	16.70	18.00	0.6
				1745	132022	16.70	18.00	0.6
				2280	134037	16.70	18.00	0.6
			13	1210	130007	16.65	18.00	0.6
				1745	132022	16.65	18.00	0.6
				2280	134037	16.65	18.00	0.6
			24	1210	130007	16.64	18.00	0.6
				1745	132022	16.64	18.00	0.6
				2280	134037	16.64	18.00	0.6
		12 RB	0	1210	130007	16.70	18.00	0.6
				1745	132022	16.70	18.00	0.6
				2280	134037	16.70	18.00	0.6
			6	1210	130007	16.70	18.00	0.6
				1745	132022	16.70	18.00	0.6
				2280	134037	16.70	18.00	0.6
			13	1210	130007	16.70	18.00	0.6
				1745	132022	16.70	18.00	0.6
				2280	134037	16.70	18.00	0.6
		25 RB		1210	130007	16.70	18.00	0.6
				1745	132022	16.70	18.00	0.6
				2280	134037	16.70	18.00	0.6

FCC Band (d)										
BW(MHz)	Modulation	RB Size	RB Offset	Frequency (MHz)	Channel	Conducted power (dBm)	Target Power Tolerance (dBm)	MPR (Conducted) (CEPTUB)
3	QPSK	1 RB	0	1210.5	130007	18.70	20.00	0
				1747.5	132022	18.59	20.00	0
				2284.5	134037	18.59	20.00	0
			7	1210.5	130007	18.76	20.00	0
				1747.5	132022	18.66	20.00	0
				2284.5	134037	18.66	20.00	0
			14	1210.5	130007	18.76	20.00	0
				1747.5	132022	18.66	20.00	0
				2284.5	134037	18.66	20.00	0
		8 RB	0	1210.5	130007	18.66	20.00	0.1
				1747.5	132022	18.66	20.00	0.1
				2284.5	134037	18.66	20.00	0.1
			4	1210.5	130007	18.70	20.00	0.1
				1747.5	132022	18.61	20.00	0.1
				2284.5	134037	18.61	20.00	0.1
			7	1210.5	130007	18.76	20.00	0.1
				1747.5	132022	18.76	20.00	0.1
				2284.5	134037	18.76	20.00	0.1
		15 RB		1210.5	130007	18.66	20.00	0.1
				1747.5	132022	18.66	20.00	0.1
				2284.5	134037	18.66	20.00	0.1
	16-QAM	1 RB	0	1210.5	130007	18.21	18.00	0.2
				1747.5	132022	18.21	18.00	0.2
				2284.5	134037	18.21	18.00	0.2
			7	1210.5	130007	18.21	18.00	0.2
				1747.5	132022	18.21	18.00	0.2
				2284.5	134037	18.21	18.00	0.2
			14	1210.5	130007	18.21	18.00	0.2
				1747.5	132022	18.21	18.00	0.2
				2284.5	134037	18.21	18.00	0.2
		8 RB	0	1210.5	130007	17.76	18.00	0.2
				1747.5	132022	17.76	18.00	0.2
				2284.5	134037	17.76	18.00	0.2
			4	1210.5	130007	17.80	18.00	0.2
				1747.5	132022	17.80	18.00	0.2
				2284.5	134037	17.80	18.00	0.2
			7	1210.5	130007	17.76	18.00	0.2
				1747.5	132022	17.76	18.00	0.2
				2284.5	134037	17.76	18.00	0.2
		15 RB		1210.5	130007	17.76	18.00	0.2
				1747.5	132022	17.76	18.00	0.2
				2284.5	134037	17.76	18.00	0.2
	64-QAM	1 RB	0	1210.5	130007	17.71	18.00	0.3
				1747.5	132022	17.71	18.00	0.3
				2284.5	134037	17.71	18.00	0.3
			7	1210.5	130007	17.66	18.00	0.3
				1747.5	132022	17.66	18.00	0.3
				2284.5	134037	17.66	18.00	0.3
			14	1210.5	130007	17.76	18.00	0.3
				1747.5	132022	17.76	18.00	0.3
				2284.5	134037	17.76	18.00	0.3
		8 RB	0	1210.5	130007	17.67	18.00	0.3
				1747.5	132022	17.67	18.00	0.3
				2284.5	134037	17.67	18.00	0.3
			4	1210.5	130007	17.67	18.00	0.3
				1747.5	132022	17.67	18.00	0.3
				2284.5	134037	17.67	18.00	0.3
			7	1210.5	130007	17.67	18.00	0.3
				1747.5	132022	17.67	18.00	0.3
				2284.5	134037	17.67	18.00	0.3
		15 RB		1210.5	130007	17.67	18.00	0.3
				1747.5	132022	17.67	18.00	0.3
				2284.5	134037	17.67	18.00	0.3
	256-QAM	1 RB	0	1210.5	130007	16.70	18.00	0.6
				1747.5	132022	16.70	18.00	0.6
				2284.5	134037	16.70	18.00	0.6
			7	1210.5	130007	16.65	18.00	0.6
				1747.5	132022	16.65	18.00	0.6
				2284.5	134037	16.65	18.00	0.6
			14	1210.5	130007	16.64	18.00	0.6
				1747.5	132022	16.64	18.00	0.6
				2284.5	134037	16.64	18.00	0.6
		8 RB	0	1210.5	130007	16.70	18.00	0.6
				1747.5	132022	16.70	18.00	0.6
				2284.5	134037	16.70	18.00	0.6
			4	1210.5	130007	16.70	18.00	0.6
				1747.5	132022	16.70	18.00	0.6
				2284.5	134037	16.70	18.00	0.6
			7	1210.5	130007	16.70	18.00	0.6
				1747.5	132022	16.70	18.00	0.6
				2284.5	134037	16.70	18.00	0.6
		15 RB		1210.5	130007	16.70	18.00	0.6
				1747.5	132022	16.70	18.00	0.6
				2284.5	134037	16.70	18.00	0.6

FCC Band (d)										
BW(MHz)	Modulation	RB Size	RB Offset	Frequency (MHz)	Channel	Conducted power (dBm)	Target Power Tolerance (dBm)	MPR (Conducted) (CEPTUB)
1.4	QPS

LTE FDD Band 71 - conducted power table:
WWAN UAT hotspot calling mode reduced power

FDD Band 71

BW(MHz)	Modulation	RB Size	RB Offset	Frequency (MHz)	Channel	Conducted power (dBm)	Target Power + Max. Tolerance (dBm)	MPR Allowed per 3GPP(dB)
20	QPSK	1 RB	0	673	133222	20.91	21.00	0
				680.5	133297	20.87	21.00	0
				688	133372	20.99	21.00	0
			50	673	133222	20.85	21.00	0
				680.5	133297	20.81	21.00	0
				688	133372	20.65	21.00	0
			99	673	133222	20.72	21.00	0
				680.5	133297	20.67	21.00	0
				688	133372	20.82	21.00	0
		50 RB	0	673	133222	19.96	20.00	0-1
				680.5	133297	19.90	20.00	0-1
				688	133372	19.81	20.00	0-1
			25	673	133222	19.76	20.00	0-1
				680.5	133297	19.82	20.00	0-1
				688	133372	19.81	20.00	0-1
			50	673	133222	19.86	20.00	0-1
				680.5	133297	19.62	20.00	0-1
				688	133372	19.77	20.00	0-1
		100RB		673	133222	19.97	20.00	0-1
				680.5	133297	19.87	20.00	0-1
				688	133372	19.82	20.00	0-1
	16-QAM	1 RB	0	673	133222	18.96	20.00	0-1
				680.5	133297	19.19	20.00	0-1
				688	133372	19.32	20.00	0-1
			50	673	133222	18.97	20.00	0-1
				680.5	133297	19.64	20.00	0-1
				688	133372	19.01	20.00	0-1
			99	673	133222	19.71	20.00	0-1
				680.5	133297	19.15	20.00	0-1
				688	133372	19.07	20.00	0-1
		50 RB	0	673	133222	18.26	19.00	0-2
				680.5	133297	18.36	19.00	0-2
				688	133372	18.95	19.00	0-2
			25	673	133222	18.46	19.00	0-2
				680.5	133297	18.60	19.00	0-2
				688	133372	18.95	19.00	0-2
			50	673	133222	18.16	19.00	0-2
				680.5	133297	18.62	19.00	0-2
				688	133372	18.82	19.00	0-2
		100RB		673	133222	18.79	19.00	0-2
				680.5	133297	18.62	19.00	0-2
				688	133372	18.13	19.00	0-2
	64-QAM	1 RB	0	673	133222	18.83	19.00	0-2
				680.5	133297	18.04	19.00	0-2
				688	133372	18.30	19.00	0-2
			50	673	133222	18.26	19.00	0-2
				680.5	133297	18.69	19.00	0-2
				688	133372	18.83	19.00	0-2
			99	673	133222	18.48	19.00	0-2
				680.5	133297	18.92	19.00	0-2
				688	133372	18.84	19.00	0-2
		50 RB	0	673	133222	17.67	18.00	0-3
				680.5	133297	17.91	18.00	0-3
				688	133372	17.59	18.00	0-3
			25	673	133222	17.86	18.00	0-3
				680.5	133297	17.24	18.00	0-3
				688	133372	17.63	18.00	0-3
			50	673	133222	16.99	18.00	0-3
				680.5	133297	17.32	18.00	0-3
				688	133372	17.39	18.00	0-3
		100RB		673	133222	16.99	18.00	0-3
				680.5	133297	17.83	18.00	0-3
				688	133372	17.59	18.00	0-3
	256-QAM	1 RB	0	673	133222	15.23	16.00	0-5
				680.5	133297	15.35	16.00	0-5
				688	133372	15.42	16.00	0-5
			50	673	133222	14.98	16.00	0-5
				680.5	133297	15.45	16.00	0-5
				688	133372	15.45	16.00	0-5
			99	673	133222	15.31	16.00	0-5
				680.5	133297	15.61	16.00	0-5
				688	133372	15.94	16.00	0-5
		50 RB	0	673	133222	15.58	16.00	0-5
				680.5	133297	15.01	16.00	0-5
				688	133372	15.06	16.00	0-5
			25	673	133222	15.52	16.00	0-5
				680.5	133297	15.19	16.00	0-5
				688	133372	15.74	16.00	0-5
			50	673	133222	15.48	16.00	0-5
				680.5	133297	15.65	16.00	0-5
				688	133372	15.91	16.00	0-5
		100RB		673	133222	15.15	16.00	0-5
				680.5	133297	15.81	16.00	0-5
				688	133372	15.07	16.00	0-5

FDD Band 71

BW(MHz)	Modulation	RB Size	RB Offset	Frequency (MHz)	Channel	Conducted power (dBm)	Target Power + Max. Tolerance (dBm)	MPR Allowed per 3GPP(dB)
15	QPSK	1 RB	0	670.5	133197	20.87	21.00	0
				680.5	133297	20.35	21.00	0
				690.5	133397	20.28	21.00	0
			36	670.5	133197	20.43	21.00	0
				680.5	133297	20.40	21.00	0
				690.5	133397	20.40	21.00	0
			74	670.5	133197	20.64	21.00	0
				680.5	133297	20.50	21.00	0
				690.5	133397	20.74	21.00	0
		36 RB	0	670.5	133197	19.31	20.00	0-1
				680.5	133297	19.29	20.00	0-1
				690.5	133397	19.50	20.00	0-1
			18	670.5	133197	19.56	20.00	0-1
				680.5	133297	19.01	20.00	0-1
				690.5	133397	19.31	20.00	0-1
			37	670.5	133197	19.30	20.00	0-1
				680.5	133297	19.58	20.00	0-1
				690.5	133397	19.37	20.00	0-1
		75RB		670.5	133197	19.57	20.00	0-1
				680.5	133297	19.94	20.00	0-1
				690.5	133397	19.75	20.00	0-1
	16-QAM	1 RB	0	670.5	133197	19.85	20.00	0-1
				680.5	133297	19.61	20.00	0-1
				690.5	133397	18.96	20.00	0-1
			36	670.5	133197	19.28	20.00	0-1
				680.5	133297	19.07	20.00	0-1
				690.5	133397	19.34	20.00	0-1
			74	670.5	133197	18.84	20.00	0-1
				680.5	133297	19.14	20.00	0-1
				690.5	133397	19.05	20.00	0-1
		36 RB	0	670.5	133197	18.04	19.00	0-2
				680.5	133297	18.72	19.00	0-2
				690.5	133397	18.32	19.00	0-2
			18	670.5	133197	18.40	19.00	0-2
				680.5	133297	18.13	19.00	0-2
				690.5	133397	18.34	19.00	0-2
			37	670.5	133197	18.84	19.00	0-2
				680.5	133297	18.14	19.00	0-2
				690.5	133397	18.52	19.00	0-2
		75RB		670.5	133197	18.40	19.00	0-2
				680.5	133297	18.88	19.00	0-2
				690.5	133397	18.26	19.00	0-2
	64-QAM	1 RB	0	670.5	133197	18.25	19.00	0-2
				680.5	133297	18.79	19.00	0-2
				690.5	133397	18.26	19.00	0-2
			36	670.5	133197	18.82	19.00	0-2
				680.5	133297	18.04	19.00	0-2
				690.5	133397	18.92	19.00	0-2
			74	670.5	133197	18.28	19.00	0-2
				680.5	133297	18.02	19.00	0-2
				690.5	133397	18.15	19.00	0-2
		36 RB	0	670.5	133197	17.55	18.00	0-3
				680.5	133297	17.15	18.00	0-3
				690.5	133397	17.33	18.00	0-3
			18	670.5	133197	17.44	18.00	0-3
				680.5	133297	17.81	18.00	0-3
				690.5	133397	17.23	18.00	0-3
			37	670.5	133197	17.41	18.00	0-3
				680.5	133297	17.52	18.00	0-3
				690.5	133397	17.61	18.00	0-3
		75RB		670.5	133197	17.24	18.00	0-3
				680.5	133297	17.65	18.00	0-3
				690.5	133397	17.93	18.00	0-3
	256-QAM	1 RB	0	670.5	133197	15.61	16.00	0-5
				680.5	133297	15.34	16.00	0-5
				690.5	133397	15.77	16.00	0-5
			36	670.5	133197	15.94	16.00	0-5
				680.5	133297	15.03	16.00	0-5
				690.5	133397	15.45	16.00	0-5
			74	670.5	133197	15.60	16.00	0-5
				680.5	133297	15.11	16.00	0-5
				690.5	133397	15.46	16.00	0-5
		36 RB	0	670.5	133197	15.20	16.00	0-5
				680.5	133297	15.93	16.00	0-5
				690.5	133397	15.17	16.00	0-5
			18	670.5	133197	15.26	16.00	0-5
				680.5	133297	15.13	16.00	0-5
				690.5	133397	15.66	16.00	0-5
			37	670.5	133197	15.39	16.00	0-5
				680.5	133297	15.02	16.00	0-5
				690.5	133397	15.31	16.00	0-5
		75RB		670.5	133197	15.13	16.00	0-5
				680.5	133297	15.04	16.00	0-5
				690.5	133397	15.60	16.00	0-5

FDD Band 71

BW(MHz)	Modulation	RB Size	RB Offset	Frequency (MHz)	Channel	Conducted power (dBm)	Target Power + Max. Tolerance (dBm)	MPR Allowed per 3GPP(dB)
10	QPSK	1 RB	0	668	133172	20.77	21.00	0
				680.5	133297	20.63	21.00	0
				693	133422	20.11	21.00	0
			25	668	133172	20.65	21.00	0
				680.5	133297	19.96	21.00	0
				693	133422	20.16	21.00	0
			49	668	133172	20.61	21.00	0
				680.5	133297	20.63	21.00	0
				693	133422	20.14	21.00	0
		25 RB	0	668	133172	19.72	20.00	0-1
				680.5	133297	19.18	20.00	0-1
				693	133422	19.03	20.00	0-1
			12	668	133172	19.49	20.00	0-1
				680.5	133297	19.32	20.00	0-1
				693	133422	19.07	20.00	0-1
			25	668	133172	19.75	20.00	0-1
				680.5	133297	19.17	20.00	0-1
				693	133422	19.87	20.00	0-1
		50RB		668	133172	19.19	20.00	0-1
				680.5	133297	19.06	20.00	0-1
				693	133422	19.10	20.00	0-1
	16-QAM	1 RB	0	668	133172	19.64	20.00	0-1
				680.5	133297	19.15	20.00	0-1
				693	133422	19.89	20.00	0-1
			25	668	133172	19.37	20.00	0-1
				680.5	133297	19.78	20.00	0-1
				693	133422	19.30	20.00	0-1
			49	668	133172	19.57	20.00	0-1
				680.5	133297	19.95	20.00	0-1
				693	133422	19.25	20.00	0-1
		25 RB	0	668	133172	18.74	19.00	0-2
				680.5	133297	18.55	19.00	0-2
				693	133422	18.15	19.00	0-2
			12	668	133172	18.83	19.00	0-2
				680.5	133297	18.81	19.00	0-2
				693	133422	18.56	19.00	0-2
			25	668	133172	18.11	19.00	0-2
				680.5	133297	18.54	19.00	0-2
				693	133422	18.77	19.00	0-2
		50RB		668	133172	18.05	19.00	0-2
				680.5	133297	18.35	19.00	0-2
				693	133422	18.64	19.00	0-2
	64-QAM	1 RB	0	668	133172	18.69	19.00	0-2
				680.5	133297	18.54	19.00	0-2
				693	133422	18.72	19.00	0-2
			25	668	133172	18.64	19.00	0-2
				680.5	133297	18.49	19.00	0-2
				693	133422	18.07	19.00	0-2
			49	668	133172	18.30	19.00	0-2
				680.5	133297	18.52	19.00	0-2
				693	133422	18.40	19.00	0-2
		25 RB	0	668	133172	17.50	18.00	0-3
				680.5	133297	16.99	18.00	0-3
				693	133422	17.38	18.00	0-3
			12	668	133172	17.66	18.00	0-3
				680.5	133297	17.79	18.00	0-3
				693	133422	17.36	18.00	0-3
			25	668	133172	17.56	18.00	0-3
				680.5	133297	17.29	18.00	0-3
				693	133422	16.88	18.00	0-3
		50RB		668	133172	17.76	18.00	0-3
				680.5	133297	17.17	18.00	0-3
				693	133422	17.56	18.00	0-3
	256-QAM	1 RB	0	668	133172	15.60	16.00	0-5
				680.5	133297	15.65	16.00	0-5
				693	133422	15.74	16.00	0-5
			25	668	133172	15.71	16.00	0-5
				680.5	133297	15.45	16.00	0-5
				693	133422	15.88	16.00	0-5
			49	668	133172	15.48	16.00	0-5
				680.5	133297	15.63	16.00	0-5
				693	133422	15.51	16.00	0-5
		25 RB	0	668	133172	15.14	16.00	0-5
				680.5	133297	15.87	16.00	0-5
				693	133422	15.82	16.00	0-5
			12	668	133172	15.53	16.00	0-5
				680.5	133297	15.31	16.00	0-5
				693	133422	15.73	16.00	0-5
			25	668	133172	15.12	16.00	0-5
				680.5	133297	15.00	16.00	0-5
				693	133422	15.65	16.00	0-5
		50RB		668	133172	15.52	16.00	0-5
				680.5	133297	15.44	16.00	0-5
				693	133422	15.07	16.00	0-5

FDD Band 71

BW(MHz)	Modulation	RB Size	RB Offset	Frequency (MHz)	Channel	Conducted power (dBm)	Target Power + Max. Tolerance (dBm)	MPR Allowed per 3GPP(dB)
5	QPSK	1 RB	0	665.5	133147	20.68	21.00	0
				680.5	133297	20.28	21.00	0
				695.5	133447	19.96	21.00	0
			12	665.5	133147	20.71	21.00	0
				680.5	133297	20.80	21.00	0
				695.5	133447	20.66	21.00	0
			24	665.5	133147	20.59	21.00	0
				680.5	133297	20.57	21.00	0
				695.5	133447	20.84	21.00	0
		12 RB	0	665.5	133147	19.28	20.00	0-1
				680.5	133297	19.08	20.00	0-1
				695.5	133447	19.13	20.00	0-1
			6	665.5	133147	19.92	20.00	0-1
				680.5	133297	19.23	20.00	0-1
				695.5	133447	19.15	20.00	0-1
			13	665.5	133147	19.72	20.00	0-1
				680.5	133297	19.38	20.00	0-1
				695.5	133447	19.20	20.00	0-1
		25RB		665.5	133147	19.66	20.00	0-1
				680.5	133297	19.64	20.00	0-1
				695.5	133447	19.24	20.00	0-1
	16-QAM	1 RB	0	665.5	133147	19.13	20.00	0-1
				680.5	133297	19.32	20.00	0-1
				695.5	133447	18.76	20.00	0-1
			12	665.5	133147	19.10	20.00	0-1
				680.5	133297	19.54	20.00	0-1
				695.5	133447	19.26	20.00	0-1
			24	665.5	133147	19.41	20.00	0-1
				680.5	133297	19.22	20.00	0-1
				695.5	133447	19.95	20.00	0-1
		12 RB	0	665.5	133147	18.40	19.00	0-2
				680.5	133297	18.90	19.00	0-2
				695.5	133447	17.98	19.00	0-2
			6	665.5	133147	18.94	19.00	0-2
				680.5	133297	18.92	19.00	0-2
				695.5	133447	18.06	19.00	0-2
			13	665.5	133147	18.84	19.00	0-2
				680.5	133297	18.22	19.00	0-2
				695.5	133447	18.03	19.00	0-2
		25RB		665.5	133147	18.00	19.00	0-2
				680.5	133297	18.23	19.00	0-2
				695.5	133447	18.34	19.00	0-2
	64-QAM	1 RB	0	665.5	133147	18.84	19.00	0-2
				680.5	133297	18.52	19.00	0-2
				695.5	133447	17.97	19.00	0-2
			12	665.5	133147	18.28	19.00	0-2
				680.5	133297	17.97	19.00	0-2
				695.5	133447	18.09	19.00	0-2
			24	665.5	133147	18.47	19.00	0-2
				680.5	133297	18.31	19.00	0-2
				695.5	133447	18.95	19.00	0-2
		12 RB	0	665.5	133147	17.39	18.00	0-3
				680.5	133297	17.37	18.00	0-3
				695.5	133447	17.86	18.00	0-3
			6	665.5	133147	17.85	18.00	0-3
				680.5	133297	17.12	18.00	0-3
				695.5	133447	17.72	18.00	0-3
			13	665.5	133147	17.83	18.00	0-3
				680.5	133297	17.57	18.00	0-3
				695.5	133447	17.04	18.00	0-3
		25RB		665.5	133147	17.95	18.00	0-3
				680.5	133297	17.08	18.00	0-3
				695.5	133447	17.77	18.00	0-3
	256-QAM	1 RB	0	665.5	133147	14.99	16.00	0-5
				680.5	133297	15.03	16.00	0-5
				695.5	133447	15.26	16.00	0-5
			12	665.5	133147	15.41	16.00	0-5
				680.5	133297	15.28	16.00	0-5
				695.5	133447	15.22	16.00	0-5
			24	665.5	133147	15.02	16.00	0-5
				680.5	133297	15.69	16.00	0-5
				695.5	133447	15.60	16.00	0-5
		12 RB	0	665.5	133147	15.54	16.00	0-5
				680.5	133297	15.86	16.00	0-5
				695.5	133447	15.94	16.00	0-5
			6	665.5	133147	15.57	16.00	0-5
				680.5	133297	15.86	16.00	0-5
				695.5	133447	15.74	16.00	0-5
			13	665.5	133147	14.99	16.00	0-5
				680.5	133297	15.14	16.00	0-5
				695.5	133447	14.98	16.00	0-5
		25RB		665.5	133147	15.42	16.00	0-5
				680.5	133297	15.02	16.00	0-5
				695.5	133447	15.14	16.00	0-5

Unless otherwise stated the results shown in this test report refer only to the sample(s) tested and such sample(s) are retained for 90 days only.
除非另有說明，此報告結果僅對測試之樣品負責，同時此樣品僅保留90天。本報告未經本公司書面許可，不可部份複製。
This document is issued by the Company subject to its General Conditions of Service printed overleaf, available on request or accessible at http://www.sgs.com.tw/Terms-and-Conditions and for electronic format documents, subject to Terms and Conditions for Electronic Documents at http://www.sgs.com.tw/Terms-and-Conditions. Attention is drawn to the limitation of liability, indemnification and jurisdiction issues defined therein. Any holder of this document is advised that information contained hereon reflects the Company's findings at the time of its intervention only and within the limits of Client's instructions, if any. The Company's sole responsibility is to its Client and this document does not exonerate parties to a transaction from exercising all their rights and obligations under the transaction documents. This document cannot be reproduced except in full, without prior written approval of the Company. Any unauthorized alteration, forgery or falsification of the content or appearance of this document is unlawful and offenders may be prosecuted to the fullest extent of the law.

Reduced power
LTE TDD Band 41 - conducted power table:
Head_LAT ENDC with WLAN Calling

TDD Band 41

BW(MHz)	Modulation	RB Size	RB Offset	Frequency (MHz)	Channel	Conducted power (dBm)	Target Power + Max. Tolerance (dBm)	MPR Allowed per 3GPP(dB)
20	QPSK	1 RB	0	2506	39750	23.66	24.50	0
				2549.5	40185	23.56	24.50	0
				2593	40620	23.65	24.50	0
				2636.5	41055	23.69	24.50	0
				2680	41490	23.72	24.50	0
			50	2506	39750	23.61	24.50	0
				2549.5	40185	23.55	24.50	0
				2593	40620	23.52	24.50	0
				2636.5	41055	23.57	24.50	0
				2680	41490	23.67	24.50	0
			99	2506	39750	23.52	24.50	0
				2549.5	40185	23.46	24.50	0
				2593	40620	23.51	24.50	0
				2636.5	41055	23.51	24.50	0
				2680	41490	23.68	24.50	0
		50 RB	0	2506	39750	22.67	23.50	0-1
				2549.5	40185	22.41	23.50	0-1
				2593	40620	22.59	23.50	0-1
				2636.5	41055	22.45	23.50	0-1
				2680	41490	22.69	23.50	0-1
			25	2506	39750	22.58	23.50	0-1
				2549.5	40185	22.43	23.50	0-1
				2593	40620	22.36	23.50	0-1
				2636.5	41055	22.47	23.50	0-1
				2680	41490	22.55	23.50	0-1
			50	2506	39750	22.65	23.50	0-1
				2549.5	40185	22.39	23.50	0-1
				2593	40620	22.38	23.50	0-1
				2636.5	41055	22.44	23.50	0-1
				2680	41490	22.68	23.50	0-1
		100RB		2506	39750	22.73	23.50	0-1
				2549.5	40185	22.62	23.50	0-1
				2593	40620	22.68	23.50	0-1
				2636.5	41055	22.64	23.50	0-1
				2680	41490	22.67	23.50	0-1
	16-QAM	1 RB	0	2506	39750	22.54	23.50	0-1
				2549.5	40185	22.38	23.50	0-1
				2593	40620	22.58	23.50	0-1
				2636.5	41055	22.57	23.50	0-1
				2680	41490	22.63	23.50	0-1
			50	2506	39750	22.52	23.50	0-1
				2549.5	40185	22.34	23.50	0-1
				2593	40620	22.41	23.50	0-1
				2636.5	41055	22.53	23.50	0-1
				2680	41490	22.56	23.50	0-1
			99	2506	39750	22.41	23.50	0-1
				2549.5	40185	22.35	23.50	0-1
				2593	40620	22.42	23.50	0-1
				2636.5	41055	22.43	23.50	0-1
				2680	41490	22.50	23.50	0-1
		50 RB	0	2506	39750	21.96	22.50	0-2
				2549.5	40185	21.94	22.50	0-2
				2593	40620	21.90	22.50	0-2
				2636.5	41055	21.95	22.50	0-2
				2680	41490	21.96	22.50	0-2
			25	2506	39750	21.94	22.50	0-2
				2549.5	40185	21.98	22.50	0-2
				2593	40620	21.99	22.50	0-2
				2636.5	41055	21.87	22.50	0-2
				2680	41490	21.97	22.50	0-2
			50	2506	39750	21.98	22.50	0-2
				2549.5	40185	21.88	22.50	0-2
				2593	40620	21.86	22.50	0-2
				2636.5	41055	21.96	22.50	0-2
				2680	41490	21.99	22.50	0-2
		100RB		2506	39750	21.95	22.50	0-2
				2549.5	40185	21.87	22.50	0-2
				2593	40620	21.96	22.50	0-2
				2636.5	41055	22.00	22.50	0-2
				2680	41490	21.91	22.50	0-2
	64-QAM	1 RB	0	2506	39750	21.65	22.50	0-2
				2549.5	40185	21.58	22.50	0-2
				2593	40620	21.64	22.50	0-2
				2636.5	41055	21.53	22.50	0-2
				2680	41490	21.52	22.50	0-2
			50	2506	39750	21.67	22.50	0-2
				2549.5	40185	21.57	22.50	0-2
				2593	40620	21.56	22.50	0-2
				2636.5	41055	21.59	22.50	0-2
				2680	41490	21.61	22.50	0-2
			99	2506	39750	21.69	22.50	0-2
				2549.5	40185	21.53	22.50	0-2
				2593	40620	21.65	22.50	0-2
				2636.5	41055	21.53	22.50	0-2
				2680	41490	21.65	22.50	0-2
		50 RB	0	2506	39750	20.67	21.50	0-3
				2549.5	40185	20.57	21.50	0-3
				2593	40620	20.51	21.50	0-3
				2636.5	41055	20.55	21.50	0-3
				2680	41490	20.58	21.50	0-3
			25	2506	39750	20.76	21.50	0-3
				2549.5	40185	20.56	21.50	0-3
				2593	40620	20.61	21.50	0-3
				2636.5	41055	20.54	21.50	0-3
				2680	41490	20.52	21.50	0-3
			50	2506	39750	20.70	21.50	0-3
				2549.5	40185	20.56	21.50	0-3
				2593	40620	20.61	21.50	0-3
				2636.5	41055	20.67	21.50	0-3
				2680	41490	20.56	21.50	0-3
		100RB		2506	39750	20.63	21.50	0-3
				2549.5	40185	20.58	21.50	0-3
				2593	40620	20.64	21.50	0-3
				2636.5	41055	20.61	21.50	0-3
				2680	41490	20.57	21.50	0-3
	256-QAM	1 RB	0	2506	39750	18.56	19.50	0-5
				2549.5	40185	18.67	19.50	0-5
				2593	40620	18.64	19.50	0-5
				2636.5	41055	18.55	19.50	0-5
				2680	41490	18.69	19.50	0-5
			50	2506	39750	18.61	19.50	0-5
				2549.5	40185	18.55	19.50	0-5
				2593	40620	18.60	19.50	0-5
				2636.5	41055	18.64	19.50	0-5
				2680	41490	18.63	19.50	0-5
			99	2506	39750	18.54	19.50	0-5
				2549.5	40185	18.67	19.50	0-5
				2593	40620	18.58	19.50	0-5
				2636.5	41055	18.60	19.50	0-5
				2680	41490	18.69	19.50	0-5
		50 RB	0	2506	39750	18.61	19.50	0-5
				2549.5	40185	18.59	19.50	0-5
				2593	40620	18.67	19.50	0-5
				2636.5	41055	18.69	19.50	0-5
				2680	41490	18.64	19.50	0-5
			25	2506	39750	18.69	19.50	0-5
				2549.5	40185	18.62	19.50	0-5
				2593	40620	18.70	19.50	0-5
				2636.5	41055	18.59	19.50	0-5
				2680	41490	18.61	19.50	0-5
			50	2506	39750	18.58	19.50	0-5
				2549.5	40185	18.65	19.50	0-5
				2593	40620	18.68	19.50	0-5
				2636.5	41055	18.68	19.50	0-5
				2680	41490	18.69	19.50	0-5
		100RB		2506	39750	18.53	19.50	0-5
				2549.5	40185	18.65	19.50	0-5
				2593	40620	18.67	19.50	0-5
				2636.5	41055	18.59	19.50	0-5
				2680	41490	18.62	19.50	0-5

TDD Band 41

BW(MHz)	Modulation	RB Size	RB Offset	Frequency (MHz)	Channel	Conducted power (dBm)	Target Power + Max. Tolerance (dBm)	MPR Allowed per 3GPP(dB)
15	QPSK	1 RB	0	2503.5	39725	23.58	24.50	0
				2548.3	40173	23.62	24.50	0
				2593	40620	23.50	24.50	0
				2637.8	41068	23.50	24.50	0
				2682.5	41515	23.66	24.50	0
			36	2503.5	39725	23.44	24.50	0
				2548.3	40173	23.38	24.50	0
				2593	40620	23.35	24.50	0
				2637.8	41068	23.55	24.50	0
				2682.5	41515	23.64	24.50	0
			74	2503.5	39725	23.33	24.50	0
				2548.3	40173	23.43	24.50	0
				2593	40620	23.46	24.50	0
				2637.8	41068	23.50	24.50	0
		36 RB	0	2503.5	39725	22.55	23.50	0-1
				2548.3	40173	22.21	23.50	0-1
				2593	40620	22.53	23.50	0-1
				2637.8	41068	22.42	23.50	0-1
				2682.5	41515	22.66	23.50	0-1
			18	2503.5	39725	22.49	23.50	0-1
				2548.3	40173	22.27	23.50	0-1
				2593	40620	22.30	23.50	0-1
				2637.8	41068	22.29	23.50	0-1
				2682.5	41515	22.46	23.50	0-1
			37	2503.5	39725	22.65	23.50	0-1
				2548.3	40173	22.21	23.50	0-1
				2593	40620	22.22	23.50	0-1
				2637.8	41068	22.41	23.50	0-1
				2682.5	41515	22.53	23.50	0-1
		75RB		2503.5	39725	22.71	23.50	0-1
				2548.3	40173	22.47	23.50	0-1
				2593	40620	22.51	23.50	0-1
				2637.8	41068	22.62	23.50	0-1
				2682.5	41515	22.52	23.50	0-1
	16-QAM	1 RB	0	2503.5	39725	22.35	23.50	0-1
				2548.3	40173	22.27	23.50	0-1
				2593	40620	22.56	23.50	0-1
				2637.8	41068	22.41	23.50	0-1
				2682.5	41515	22.60	23.50	0-1
			36	2503.5	39725	22.49	23.50	0-1
				2548.3	40173	22.29	23.50	0-1
				2593	40620	22.20	23.50	0-1
				2637.8	41068	22.41	23.50	0-1
				2682.5	41515	22.37	23.50	0-1
			74	2503.5	39725	22.32	23.50	0-1
				2548.3	40173	22.27	23.50	0-1
				2593	40620	22.33	23.50	0-1
				2637.8	41068	22.37	23.50	0-1
				2682.5	41515	22.37	23.50	0-1
		36 RB	0	2503.5	39725	21.77	22.50	0-2
				2548.3	40173	21.77	22.50	0-2
				2593	40620	21.88	22.50	0-2
				2637.8	41068	21.79	22.50	0-2
				2682.5	41515	21.91	22.50	0-2
			18	2503.5	39725	21.87	22.50	0-2
				2548.3	40173	21.95	22.50	0-2
				2593	40620	21.87	22.50	0-2
				2637.8	41068	21.87	22.50	0-2
				2682.5	41515	21.94	22.50	0-2
			37	2503.5	39725	21.93	22.50	0-2
				2548.3	40173	21.88	22.50	0-2
				2593	40620	21.76	22.50	0-2
				2637.8	41068	21.79	22.50	0-2
				2682.5	41515	21.71	22.50	0-2
		75RB		2503.5	39725	21.93	22.50	0-2
				2548.3	40173	21.68	22.50	0-2
				2593	40620	21.96	22.50	0-2
				2637.8	41068	21.96	22.50	0-2
				2682.5	41515	21.88	22.50	0-2
	64-QAM	1 RB	0	2503.5	39725	21.59	22.50	0-2
				2548.3	40173	21.60	22.50	0-2
				2593	40620	21.57	22.50	0-2
				2637.8	41068	21.70	22.50	0-2
				2682.5	41515	21.64	22.50	0-2
			36	2503.5	39725	21.57	22.50	0-2
				2548.3	40173	21.55	22.50	0-2
				2593	40620	21.55	22.50	0-2
				2637.8	41068	21.56	22.50	0-2
				2682.5	41515	21.67	22.50	0-2
			74	2503.5	39725	21.63	22.50	0-2
				2548.3	40173	21.54	22.50	0-2
				2593	40620	21.53	22.50	0-2
				2637.8	41068	21.53	22.50	0-2
				2682.5	41515	21.59	22.50	0-2
		36 RB	0	2503.5	39725	20.69	21.50	0-3
				2548.3	40173	20.63	21.50	0-3
				2593	40620	20.67	21.50	0-3
				2637.8	41068	20.56	21.50	0-3
				2682.5	41515	20.62	21.50	0-3
			18	2503.5	39725	20.53	21.50	0-3
				2548.3	40173	20.57	21.50	0-3
				2593	40620	20.59	21.50	0-3
				2637.8	41068	20.70	21.50	0-3
				2682.5	41515	20.70	21.50	0-3
			37	2503.5	39725	20.64	21.50	0-3
				2548.3	40173	20.69	21.50	0-3
				2593	40620	20.51	21.50	0-3
				2637.8	41068	20.58	21.50	0-3
				2682.5	41515	20.67	21.50	0-3
		75RB		2503.5	39725	20.64	21.50	0-3
				2548.3	40173	20.56	21.50	0-3
				2593	40620	20.66	21.50	0-3
				2637.8	41068	20.69	21.50	0-3
				2682.5	41515	20.59	21.50	0-3
	256-QAM	1 RB	0	2503.5	39725	18.67	19.50	0-5
				2548.3	40173	18.60	19.50	0-5
				2593	40620	18.66	19.50	0-5
				2637.8	41068	18.64	19.50	0-5
				2682.5	41515	18.62	19.50	0-5
			36	2503.5	39725	18.68	19.50	0-5
				2548.3	40173	18.62	19.50	0-5
				2593	40620	18.65	19.50	0-5
				2637.8	41068	18.70	19.50	0-5
				2682.5	41515	18.59	19.50	0-5
			74	2503.5	39725	18.57	19.50	0-5
				2548.3	40173	18.70	19.50	0-5
				2593	40620	18.57	19.50	0-5
				2637.8	41068	18.64	19.50	0-5
				2682.5	41515	18.63	19.50	0-5
		36 RB	0	2503.5	39725	18.68	19.50	0-5
				2548.3	40173	18.64	19.50	0-5
				2593	40620	18.67	19.50	0-5
				2637.8	41068	18.55	19.50	0-5
				2682.5	41515	18.64	19.50	0-5
			18	2503.5	39725	18.55	19.50	0-5
				2548.3	40173	18.69	19.50	0-5
				2593	40620	18.70	19.50	0-5
				2637.8	41068	18.57	19.50	0-5
				2682.5	41515	18.58	19.50	0-5
			37	2503.5	39725	18.56	19.50	0-5
				2548.3	40173	18.67	19.50	0-5
				2593	40620	18.62	19.50	0-5
				2637.8	41068	18.70	19.50	0-5
				2682.5	41515	18.52	19.50	0-5
		75RB		2503.5	39725	18.58	19.50	0-5
				2548.3	40173	18.67	19.50	0-5
				2593	40620	18.56	19.50	0-5
				2637.8	41068	18.64	19.50	0-5
				2682.5	41515	18.63	19.50	0-5

TDD Band 41

BW(MHz)	Modulation	RB Size	RB Offset	Frequency (MHz)	Channel	Conducted power (dBm)	Target Power + Max. Tolerance (dBm)	MPR Allowed per 3GPP(dB)
10	QPSK	1 RB	0	2501	39700	23.49	24.50	0
				2547	40160	23.37	24.50	0
				2593	40620	23.33	24.50	0
				2639	41080	23.43	24.50	0
				2685	41540	23.69	24.50	0
			25	2501	39700	23.36	24.50	0
				2547	40160	23.29	24.50	0
				2593	40620	23.26	24.50	0
				2639	41080	23.55	24.50	0
				2685	41540	23.50	24.50	0
			49	2501	39700	23.24	24.50	0
				2547	40160	23.32	24.50	0
				2593	40620	23.37	24.50	0
				2639	41080	23.40	24.50	0
				2685	41540	23.40	24.50	0
		25 RB	0	2501	39700	22.55	23.50	0-1
				2547	40160	22.17	23.50	0-1
				2593	40620	22.41	23.50	0-1
				2639	41080	22.34	23.50	0-1
				2685	41540	22.48	23.50	0-1
			12	2501	39700	22.38	23.50	0-1
				2547	40160	22.08	23.50	0-1
				2593	40620	22.24	23.50	0-1
				2639	41080	22.12	23.50	0-1
				2685	41540	22.32	23.50	0-1
			25	2501	39700	22.65	23.50	0-1
				2547	40160	22.18	23.50	0-1
				2593	40620	22.13	23.50	0-1
				2639	41080	22.35	23.50	0-1
				2685	41540	22.46	23.50	0-1
		50RB		2501	39700	22.55	23.50	0-1
				2547	40160	22.28	23.50	0-1
				2593	40620	22.39	23.50	0-1
				2639	41080	22.47	23.50	0-1
				2685	41540	22.45	23.50	0-1
	16-QAM	1 RB	0	2501	39700	22.44	23.50	0-1
				2547	40160	22.17	23.50	0-1
				2593	40620	22.53	23.50	0-1
				2639	41080	22.42	23.50	0-1
				2685	41540	22.60	23.50	0-1
			25	2501	39700	22.50	23.50	0-1
				2547	40160	22.16	23.50	0-1
				2593	40620	22.28	23.50	0-1
				2639	41080	22.34	23.50	0-1
				2685	41540	22.38	23.50	0-1
			49	2501	39700	22.32	23.50	0-1
				2547	40160	22.30	23.50	0-1
				2593	40620	22.27	23.50	0-1
				2639	41080	22.39	23.50	0-1
				2685	41540	22.37	23.50	0-1
		25 RB	0	2501	39700	21.75	22.50	0-2
				2547	40160	21.74	22.50	0-2
				2593	40620	21.71	22.50	0-2
				2639	41080	21.68	22.50	0-2
				2685	41540	21.69	22.50	0-2
			12	2501	39700	21.82	22.50	0-2
				2547	40160	21.87	22.50	0-2
				2593	40620	21.78	22.50	0-2
				2639	41080	21.86	22.50	0-2
				2685	41540	21.77	22.50	0-2
			25	2501	39700	21.77	22.50	0-2
				2547	40160	21.78	22.50	0-2
				2593	40620	21.75	22.50	0-2
				2639	41080	21.60	22.50	0-2
				2685	41540	21.61	22.50	0-2
		50RB		2501	39700	21.83	22.50	0-2
				2547	40160	21.67	22.50	0-2
				2593	40620	21.86	22.50	0-2
				2639	41080	21.84	22.50	0-2
				2685	41540	21.87	22.50	0-2
	64-QAM	1 RB	0	2501	39700	21.67	22.50	0-2
				2547	40160	21.63	22.50	0-2
				2593	40620	21.54	22.50	0-2
				2639	41080	21.64	22.50	0-2
				2685	41540	21.70	22.50	0-2
			25	2501	39700	21.68	22.50	0-2
				2547	40160	21.67	22.50	0-2
				2593	40620	21.61	22.50	0-2
				2639	41080	21.52	22.50	0-2
				2685	41540	21.53	22.50	0-2
			49	2501	39700	21.62	22.50	0-2
				2547	40160	21.52	22.50	0-2
				2593	40620	21.67	22.50	0-2
				2639	41080	21.52	22.50	0-2
				2685	41540	21.56	22.50	0-2
		25 RB	0	2501	39700	20.68	21.50	0-3
				2547	40160	20.57	21.50	0-3
				2593	40620	20.68	21.50	0-3
				2639	41080	20.62	21.50	0-3
				2685	41540	20.65	21.50	0-3
			12	2501	39700	20.63	21.50	0-3
				2547	40160	20.57	21.50	0-3
				2593	40620	20.60	21.50	0-3
				2639	41080	20.60	21.50	0-3
				2685	41540	20.62	21.50	0-3
			25	2501	39700	20.55	21.50	0-3
				2547	40160	20.68	21.50	0-3
				2593	40620	20.61	21.50	0-3
				2639	41080	20.65	21.50	0-3
				2685	41540	20.62	21.50	0-3
		50RB		2501	39700	20.56	21.50	0-3
				2547	40160	20.61	21.50	0-3
				2593	40620	20.67	21.50	0-3
				2639	41080	20.68	21.50	0-3
				2685	41540	20.56	21.50	0-3
	256-QAM	1 RB	0	2501	39700	18.52	19.50	0-5
				2547	40160	18.67	19.50	0-5
				2593	40620	18.53	19.50	0-5
				2639	41080	18.66	19.50	0-5
				2685	41540	18.70	19.50	0-5
			25	2501	39700	18.61	19.50	0-5
				2547	40160	18.65	19.50	0-5
				2593	40620	18.63	19.50	0-5
				2639	41080	18.63	19.50	0-5
				2685	41540	18.69	19.50	0-5
			49	2501	39700	18.56	19.50	0-5
				2547	40160	18.51	19.50	0-5
				2593	40620	18.58	19.50	0-5
				2639	41080	18.66	19.50	0-5
				2685	41540	18.60	19.50	0-5
		25 RB	0	2501	39700	18.66	19.50	0-5
				2547	40160	18.61	19.50	0-5
				2593	40620	18.51	19.50	0-5
				2639	41080	18.52	19.50	0-5
				2685	41540	18.63	19.50	0-5
			12	2501	39700	18.56	19.50	0-5
				2547	40160	18.63	19.50	0-5
				2593	40620	18.54	19.50	0-5
				2639	41080	18.55	19.50	0-5
				2685	41540	18.61	19.50	0-5
			25	2501	39700	18.54	19.50	0-5
				2547	40160	18.53	19.50	0-5
				2593	40620	18.59	19.50	0-5
				2639	41080	18.51	19.50	0-5
				2685	41540	18.64	19.50	0-5
		50RB		2501	39700	18.64	19.50	0-5
				2547	40160	18.62	19.50	0-5
				2593	40620	18.57	19.50	0-5
				2639	41080	18.70	19.50	0-5
				2685	41540	18.52	19.50	0-5

TDD Band 41

BW(MHz)	Modulation	RB Size	RB Offset	Frequency (MHz)	Channel	Conducted power (dBm)	Target Power + Max. Tolerance (dBm)	MPR Allowed per 3GPP(dB)
5	QPSK	1 RB	0	2498.5	39675	23.49	24.50	0
				2547.8	40148	23.37	24.50	0
				2593	40620	23.18	24.50	0
				2640.3	41093	23.29	24.50	0
				2687.5	41565	23.59	24.50	0
			12	2498.5	39675	23.22	24.50	0
				2547.8	40148	23.12	24.50	0
				2593	40620	23.13	24.50	0
				2640.3	41093	23.48	24.50	0
				2687.5	41565	23.34	24.50	0
			24	2498.5	39675	23.18	24.50	0
				2547.8	40148	23.28	24.50	0
				2593	40620	23.22	24.50	0
				2640.3	41093	23.25

Hotspot_LAT_ENDC with WLAN Normal

TDD Band 41

BW(MHz)	Modulation	RB Size	RB Offset	Frequency (MHz)	Channel	Conducted power (dBm)	Target Power + Max. Tolerance (dBm)	MPR Allowed per 3GPP(dB)
20	QPSK	1 RB	0	2506	39750	20.39	20.50	0
				2549.5	40185	20.40	20.50	0
				2593	40620	20.30	20.50	0
				2636.5	41055	20.34	20.50	0
				2680	41490	20.46	20.50	0
			50	2506	39750	20.27	20.50	0
				2549.5	40185	20.27	20.50	0
				2593	40620	20.44	20.50	0
				2636.5	41055	20.38	20.50	0
				2680	41490	20.44	20.50	0
			99	2506	39750	20.33	20.50	0
				2549.5	40185	20.38	20.50	0
				2593	40620	20.31	20.50	0
				2636.5	41055	20.35	20.50	0
				2680	41490	20.41	20.50	0
		50 RB	0	2506	39750	19.40	19.50	0-1
				2549.5	40185	19.32	19.50	0-1
				2593	40620	19.35	19.50	0-1
				2636.5	41055	19.36	19.50	0-1
				2680	41490	19.30	19.50	0-1
			25	2506	39750	19.40	19.50	0-1
				2549.5	40185	19.41	19.50	0-1
				2593	40620	19.40	19.50	0-1
				2636.5	41055	19.38	19.50	0-1
				2680	41490	19.45	19.50	0-1
			50	2506	39750	19.37	19.50	0-1
				2549.5	40185	19.39	19.50	0-1
				2593	40620	19.32	19.50	0-1
				2636.5	41055	19.37	19.50	0-1
				2680	41490	19.33	19.50	0-1
		100RB		2506	39750	19.38	19.50	0-1
				2549.5	40185	19.38	19.50	0-1
				2593	40620	19.35	19.50	0-1
				2636.5	41055	19.27	19.50	0-1
				2680	41490	19.45	19.50	0-1
	16-QAM	1 RB	0	2506	39750	19.26	19.50	0-1
				2549.5	40185	19.43	19.50	0-1
				2593	40620	19.36	19.50	0-1
				2636.5	41055	19.39	19.50	0-1
				2680	41490	19.34	19.50	0-1
			50	2506	39750	19.27	19.50	0-1
				2549.5	40185	19.32	19.50	0-1
				2593	40620	19.44	19.50	0-1
				2636.5	41055	19.39	19.50	0-1
				2680	41490	19.40	19.50	0-1
			99	2506	39750	19.39	19.50	0-1
				2549.5	40185	19.31	19.50	0-1
				2593	40620	19.27	19.50	0-1
				2636.5	41055	19.38	19.50	0-1
				2680	41490	19.40	19.50	0-1
		50 RB	0	2506	39750	18.29	18.50	0-2
				2549.5	40185	18.43	18.50	0-2
				2593	40620	18.45	18.50	0-2
				2636.5	41055	18.34	18.50	0-2
				2680	41490	18.41	18.50	0-2
			25	2506	39750	18.29	18.50	0-2
				2549.5	40185	18.27	18.50	0-2
				2593	40620	18.33	18.50	0-2
				2636.5	41055	18.30	18.50	0-2
				2680	41490	18.37	18.50	0-2
			50	2506	39750	18.30	18.50	0-2
				2549.5	40185	18.37	18.50	0-2
				2593	40620	18.45	18.50	0-2
				2636.5	41055	18.39	18.50	0-2
				2680	41490	18.46	18.50	0-2
		100RB		2506	39750	18.34	18.50	0-2
				2549.5	40185	18.31	18.50	0-2
				2593	40620	18.42	18.50	0-2
				2636.5	41055	18.36	18.50	0-2
				2680	41490	18.34	18.50	0-2
	64-QAM	1 RB	0	2506	39750	18.37	18.50	0-2
				2549.5	40185	18.44	18.50	0-2
				2593	40620	18.31	18.50	0-2
				2636.5	41055	18.40	18.50	0-2
				2680	41490	18.38	18.50	0-2
			50	2506	39750	18.43	18.50	0-2
				2549.5	40185	18.46	18.50	0-2
				2593	40620	18.35	18.50	0-2
				2636.5	41055	18.38	18.50	0-2
				2680	41490	18.41	18.50	0-2
			99	2506	39750	18.40	18.50	0-2
				2549.5	40185	18.34	18.50	0-2
				2593	40620	18.40	18.50	0-2
				2636.5	41055	18.32	18.50	0-2
				2680	41490	18.39	18.50	0-2
		50 RB	0	2506	39750	17.27	17.50	0-3
				2549.5	40185	17.35	17.50	0-3
				2593	40620	17.45	17.50	0-3
				2636.5	41055	17.37	17.50	0-3
				2680	41490	17.41	17.50	0-3
			25	2506	39750	17.36	17.50	0-3
				2549.5	40185	17.46	17.50	0-3
				2593	40620	17.42	17.50	0-3
				2636.5	41055	17.41	17.50	0-3
				2680	41490	17.46	17.50	0-3
			50	2506	39750	17.27	17.50	0-3
				2549.5	40185	17.45	17.50	0-3
				2593	40620	17.41	17.50	0-3
				2636.5	41055	17.34	17.50	0-3
				2680	41490	17.34	17.50	0-3
		100RB		2506	39750	17.40	17.50	0-3
				2549.5	40185	17.27	17.50	0-3
				2593	40620	17.46	17.50	0-3
				2636.5	41055	17.40	17.50	0-3
				2680	41490	17.46	17.50	0-3
	256-QAM	1 RB	0	2506	39750	15.27	15.50	0-5
				2549.5	40185	15.38	15.50	0-5
				2593	40620	15.29	15.50	0-5
				2636.5	41055	15.27	15.50	0-5
				2680	41490	15.34	15.50	0-5
			50	2506	39750	15.28	15.50	0-5
				2549.5	40185	15.28	15.50	0-5
				2593	40620	15.41	15.50	0-5
				2636.5	41055	15.30	15.50	0-5
				2680	41490	15.42	15.50	0-5
			99	2506	39750	15.45	15.50	0-5
				2549.5	40185	15.46	15.50	0-5
				2593	40620	15.31	15.50	0-5
				2636.5	41055	15.29	15.50	0-5
				2680	41490	15.46	15.50	0-5
		50 RB	0	2506	39750	15.32	15.50	0-5
				2549.5	40185	15.40	15.50	0-5
				2593	40620	15.33	15.50	0-5
				2636.5	41055	15.38	15.50	0-5
				2680	41490	15.42	15.50	0-5
			25	2506	39750	15.41	15.50	0-5
				2549.5	40185	15.42	15.50	0-5
				2593	40620	15.41	15.50	0-5
				2636.5	41055	15.46	15.50	0-5
				2680	41490	15.39	15.50	0-5
			50	2506	39750	15.36	15.50	0-5
				2549.5	40185	15.43	15.50	0-5
				2593	40620	15.41	15.50	0-5
				2636.5	41055	15.40	15.50	0-5
				2680	41490	15.31	15.50	0-5
		100RB		2506	39750	15.45	15.50	0-5
				2549.5	40185	15.44	15.50	0-5
				2593	40620	15.30	15.50	0-5
				2636.5	41055	15.34	15.50	0-5
				2680	41490	15.28	15.50	0-5

TDD Band 41

BW(MHz)	Modulation	RB Size	RB Offset	Frequency (MHz)	Channel	Conducted power (dBm)	Target Power + Max. Tolerance (dBm)	MPR Allowed per 3GPP(dB)
15	QPSK	1 RB	0	2503.5	39725	20.43	20.50	0
				2548.3	40173	20.36	20.50	0
				2593	40620	20.37	20.50	0
				2637.8	41068	20.33	20.50	0
				2682.5	41515	20.39	20.50	0
			36	2503.5	39725	20.34	20.50	0
				2548.3	40173	20.27	20.50	0
				2593	40620	20.32	20.50	0
				2637.8	41068	20.25	20.50	0
				2682.5	41515	20.43	20.50	0
			74	2503.5	39725	20.33	20.50	0
				2548.3	40173	20.42	20.50	0
				2593	40620	20.34	20.50	0
				2637.8	41068	20.42	20.50	0
				2682.5	41515	20.27	20.50	0
		36 RB	0	2503.5	39725	19.33	19.50	0-1
				2548.3	40173	19.29	19.50	0-1
				2593	40620	19.40	19.50	0-1
				2637.8	41068	19.26	19.50	0-1
				2682.5	41515	19.24	19.50	0-1
			18	2503.5	39725	19.36	19.50	0-1
				2548.3	40173	19.30	19.50	0-1
				2593	40620	19.40	19.50	0-1
				2637.8	41068	19.25	19.50	0-1
				2682.5	41515	19.24	19.50	0-1
			37	2503.5	39725	19.38	19.50	0-1
				2548.3	40173	19.29	19.50	0-1
				2593	40620	19.27	19.50	0-1
				2637.8	41068	19.27	19.50	0-1
				2682.5	41515	19.26	19.50	0-1
		75RB		2503.5	39725	19.26	19.50	0-1
				2548.3	40173	19.38	19.50	0-1
				2593	40620	19.26	19.50	0-1
				2637.8	41068	19.26	19.50	0-1
				2682.5	41515	19.30	19.50	0-1
	16-QAM	1 RB	0	2503.5	39725	19.31	19.50	0-1
				2548.3	40173	19.31	19.50	0-1
				2593	40620	19.25	19.50	0-1
				2637.8	41068	19.36	19.50	0-1
				2682.5	41515	19.32	19.50	0-1
			36	2503.5	39725	19.39	19.50	0-1
				2548.3	40173	19.39	19.50	0-1
				2593	40620	19.30	19.50	0-1
				2637.8	41068	19.36	19.50	0-1
				2682.5	41515	19.27	19.50	0-1
			74	2503.5	39725	19.39	19.50	0-1
				2548.3	40173	19.32	19.50	0-1
				2593	40620	19.38	19.50	0-1
				2637.8	41068	19.38	19.50	0-1
				2682.5	41515	19.37	19.50	0-1
		36 RB	0	2503.5	39725	18.32	18.50	0-2
				2548.3	40173	18.26	18.50	0-2
				2593	40620	18.36	18.50	0-2
				2637.8	41068	18.26	18.50	0-2
				2682.5	41515	18.26	18.50	0-2
			18	2503.5	39725	18.28	18.50	0-2
				2548.3	40173	18.43	18.50	0-2
				2593	40620	18.35	18.50	0-2
				2637.8	41068	18.34	18.50	0-2
				2682.5	41515	18.36	18.50	0-2
			37	2503.5	39725	18.33	18.50	0-2
				2548.3	40173	18.29	18.50	0-2
				2593	40620	18.26	18.50	0-2
				2637.8	41068	18.36	18.50	0-2
				2682.5	41515	18.37	18.50	0-2
		75RB		2503.5	39725	18.36	18.50	0-2
				2548.3	40173	18.39	18.50	0-2
				2593	40620	18.30	18.50	0-2
				2637.8	41068	18.40	18.50	0-2
				2682.5	41515	18.33	18.50	0-2
	64-QAM	1 RB	0	2503.5	39725	18.24	18.50	0-2
				2548.3	40173	18.25	18.50	0-2
				2593	40620	18.28	18.50	0-2
				2637.8	41068	18.27	18.50	0-2
				2682.5	41515	18.39	18.50	0-2
			36	2503.5	39725	18.31	18.50	0-2
				2548.3	40173	18.24	18.50	0-2
				2593	40620	18.37	18.50	0-2
				2637.8	41068	18.26	18.50	0-2
				2682.5	41515	18.33	18.50	0-2
			74	2503.5	39725	18.24	18.50	0-2
				2548.3	40173	18.35	18.50	0-2
				2593	40620	18.41	18.50	0-2
				2637.8	41068	18.42	18.50	0-2
				2682.5	41515	18.24	18.50	0-2
		36 RB	0	2503.5	39725	17.29	17.50	0-3
				2548.3	40173	17.30	17.50	0-3
				2593	40620	17.25	17.50	0-3
				2637.8	41068	17.34	17.50	0-3
				2682.5	41515	17.37	17.50	0-3
			18	2503.5	39725	17.30	17.50	0-3
				2548.3	40173	17.28	17.50	0-3
				2593	40620	17.27	17.50	0-3
				2637.8	41068	17.40	17.50	0-3
				2682.5	41515	17.43	17.50	0-3
			37	2503.5	39725	17.32	17.50	0-3
				2548.3	40173	17.42	17.50	0-3
				2593	40620	17.43	17.50	0-3
				2637.8	41068	17.31	17.50	0-3
				2682.5	41515	17.28	17.50	0-3
		75RB		2503.5	39725	17.26	17.50	0-3
				2548.3	40173	17.24	17.50	0-3
				2593	40620	17.31	17.50	0-3
				2637.8	41068	17.28	17.50	0-3
				2682.5	41515	17.26	17.50	0-3
	256-QAM	1 RB	0	2503.5	39725	15.30	15.50	0-5
				2548.3	40173	15.41	15.50	0-5
				2593	40620	15.25	15.50	0-5
				2637.8	41068	15.37	15.50	0-5
				2682.5	41515	15.40	15.50	0-5
			36	2503.5	39725	15.35	15.50	0-5
				2548.3	40173	15.40	15.50	0-5
				2593	40620	15.31	15.50	0-5
				2637.8	41068	15.43	15.50	0-5
				2682.5	41515	15.37	15.50	0-5
			74	2503.5	39725	15.39	15.50	0-5
				2548.3	40173	15.33	15.50	0-5
				2593	40620	15.40	15.50	0-5
				2637.8	41068	15.38	15.50	0-5
				2682.5	41515	15.38	15.50	0-5
		36 RB	0	2503.5	39725	15.31	15.50	0-5
				2548.3	40173	15.38	15.50	0-5
				2593	40620	15.41	15.50	0-5
				2637.8	41068	15.37	15.50	0-5
				2682.5	41515	15.30	15.50	0-5
			18	2503.5	39725	15.31	15.50	0-5
				2548.3	40173	15.30	15.50	0-5
				2593	40620	15.39	15.50	0-5
				2637.8	41068	15.37	15.50	0-5
				2682.5	41515	15.38	15.50	0-5
			37	2503.5	39725	15.29	15.50	0-5
				2548.3	40173	15.25	15.50	0-5
				2593	40620	15.32	15.50	0-5
				2637.8	41068	15.31	15.50	0-5
				2682.5	41515	15.28	15.50	0-5
		75RB		2503.5	39725	15.35	15.50	0-5
				2548.3	40173	15.34	15.50	0-5
				2593	40620	15.31	15.50	0-5
				2637.8	41068	15.37	15.50	0-5
				2682.5	41515	15.37	15.50	0-5

TDD Band 41

BW(MHz)	Modulation	RB Size	RB Offset	Frequency (MHz)	Channel	Conducted power (dBm)	Target Power + Max. Tolerance (dBm)	MPR Allowed per 3GPP(dB)
10	QPSK	1 RB	0	2501	39700	20.35	20.50	0
				2547	40165	20.33	20.50	0
				2593	40620	20.40	20.50	0
				2639	41080	20.24	20.50	0
				2685	41540	20.29	20.50	0
			25	2501	39700	20.32	20.50	0
				2547	40160	20.26	20.50	0
				2593	40620	20.42	20.50	0
				2639	41080	20.40	20.50	0
				2685	41540	20.29	20.50	0
			49	2501	39700	20.36	20.50	0
				2547	40160	20.36	20.50	0
				2593	40620	20.33	20.50	0
				2639	41080	20.27	20.50	0
				2685	41540	20.42	20.50	0
		25 RB	0	2501	39700	19.43	19.50	0-1
				2547	40160	19.31	19.50	0-1
				2593	40620	19.43	19.50	0-1
				2639	41080	19.24	19.50	0-1
				2685	41540	19.35	19.50	0-1
			12	2501	39700	19.42	19.50	0-1
				2547	40160	19.26	19.50	0-1
				2593	40620	19.27	19.50	0-1
				2639	41080	19.34	19.50	0-1
				2685	41540	19.50	19.50	0-1
			25	2501	39700	19.43	19.50	0-1
				2547	40160	19.33	19.50	0-1
				2593	40620	19.27	19.50	0-1
				2639	41080	19.39	19.50	0-1
				2685	41540	19.39	19.50	0-1
		50RB		2501	39700	19.28	19.50	0-1
				2547	40160	19.34	19.50	0-1
				2593	40620	19.30	19.50	0-1
				2639	41080	19.38	19.50	0-1
				2685	41540	19.43	19.50	0-1
	16-QAM	1 RB	0	2501	39700	19.41	19.50	0-1
				2547	40160	19.34	19.50	0-1
				2593	40620	19.24	19.50	0-1
				2639	41080	19.32	19.50	0-1
				2685	41540	19.27	19.50	0-1
			25	2501	39700	19.38	19.50	0-1
				2547	40160	19.43	19.50	0-1
				2593	40620	19.43	19.50	0-1
				2639	41080	19.25	19.50	0-1
				2685	41540	19.43	19.50	0-1
			49	2501	39700	19.38	19.50	0-1
				2547	40160	19.35	19.50	0-1
				2593	40620	19.31	19.50	0-1
				2639	41080	19.39	19.50	0-1
				2685	41540	19.31	19.50	0-1
		25 RB	0	2501	39700	18.33	18.50	0-2
				2547	40160	18.29	18.50	0-2
				2593	40620	18.39	18.50	0-2
				2639	41080	18.32	18.50	0-2
				2685	41540	18.37	18.50	0-2
			12	2501	39700	18.33	18.50	0-2
				2547	40160	18.32	18.50	0-2
				2593	40620	18.28	18.50	0-2
				2639	41080	18.30	18.50	0-2
				2685	41540	18.32	18.50	0-2
			25	2501	39700	18.41	18.50	0-2
				2547	40160	18.38	18.50	0-2
				2593	40620	18.35	18.50	0-2
				2639	41080	18.43	18.50	0-2
				2685	41540	18.31	18.50	0-2
		50RB		2501	39700	18.43	18.50	0-2
				2547	40160	18.27	18.50	0-2
				2593	40620	18.41	18.50	0-2
				2639	41080	18.40	18.50	0-2
				2685	41540	18.26	18.50	0-2
	64-QAM	1 RB	0	2501	39700	18.24	18.50	0-2
				2547	40160	18.38	18.50	0-2
				2593	40620	18.42	18.50	0-2
				2639	41080	18.25	18.50	0-2
				2685	41540	18.26	18.50	0-2
			25	2501	39700	18.26	18.50	0-2
				2547	40160	18.38	18.50	0-2
				2593	40620	18.24	18.50	0-2
				2639	41080	18.38	18.50	0-2
				2685	41540	18.35	18.50	0-2
			49	2501	39700	18.31	18.50	0-2
				2547	40160	18.32	18.50	0-2
				2593	40620	18.29	18.50	0-2
				2639	41080	18.34	18.50	0-2
				2685	41540	18.25	18.50	0-2
		25 RB	0	2501	39700	17.42	17.50	0-3
				2547	40160	17.28	17.50	0-3
				2593	40620	17.32	17.50	0-3
				2639	41080	17.33	17.50	0-3
				2685	41540	17.40	17.50	0-3
			12	2501	39700	17.36	17.50	0-3
				2547	40160	17.25	17.50	0-3
				2593	40620	17.38	17.50	0-3
				2639	41080	17.28	17.50	0-3
				2685	41540	17.40	17.50	0-3
			25	2501	39700	17.41	17.50	0-3
				2547	40160	17.33	17.50	0-3
				2593	40620	17.23	17.50	0-3
				2639	41080	17.37	17.50	0-3
				2685	41540	17.28	17.50	0-3
		50RB		2501	39700	17.40	17.50	0-3
				2547	40160	17.33	17.50	0-3
				2593	40620	17.23	17.50	0-3
				2639	41080	17.37	17.50	0-3
				2685	41540	17.28	17.50	0-3
	256-QAM	1 RB	0	2501	39700	15.40	15.50	0-5
				2547	40160	15.24	15.50	0-5
				2593	40620	15.41	15.50	0-5
				2639	41080	15.34	15.50	0-5
				2685	41540	15.26	15.50	0-5
			25	2501	39700	15.30	15.50	0-5
				2547	40160	15.41	15.50	0-5
				2593	40620	15.42	15.50	0-5
				2639	41080	15.29	15.50	0-5
				2685	41540	15.24	15.50	0-5
			49	2501	39700	15.42	15.50	0-5
				2547	40160	15.42	15.50	0-5
				2593	40620	15.28	15.50	0-5
				2639	41080	15.33	15.50	0-5
				2685	41540	15.26	15.50	0-5
		25 RB	0	2501	39700	15.34	15.50	0-5
				2547	40160	15.40	15.50	0-5
				2593	40620	15.24	15.50	0-5
				2639	41080	15.40	15.50	0-5
				2685	41540	15.43	15.50	0-5
			12	2501	39700	15.41	15.50	0-5
				2547	40160	15.25	15.50	0-5
				2593	40620	15.28	15.50	0-5
				2639	41080	15.32	15.50	0-5
				2685	41540	15.34	15.50	0-5
			25	2501	39700	15.25	15.50	0-5
				2547	40160	15.28	15.50	0-5
				2593	40620	15.42	15.50	0-5
				2639	41080	15.29	15.50	0-5
				2685	41540	15.33	15.50	0-5
		50RB		2501	39700	15.24	15.50	0-5
				2547	40160	15.24	15.50	0-5
				2593	40620	15.28	15.50	0-5
				2639	41080	15.42	15.50	0-5
				2685	41540	15.32	15.50	0-5

TDD Band 41

BW(MHz)	Modulation	RB Size	RB Offset	Frequency (MHz)	Channel	Conducted power (dBm)	Target Power + Max. Tolerance (dBm)	MPR Allowed per 3GPP(dB)
5	QPSK	1 RB	0	2498.5	39675	20.42	20.50	0
				2547.8	40148	20.24	20.50	0
				2593	40620	20.32	20.50	0
				2640.3	41093	20.43	20.50	0
				2687.5	41565	20.34	20.50	0
		12 RB	0	2498.5	39675	20.31	20.50	0
				2547.8	40148	20.34	20.50	0
				2593	40620	20.35	20.50	0
				2640.3	41093	20.38	20.50	0
				2687.5	41565	20.39	20.50	0
			6	2498.5	39675	20.36	20.50	0
				2547.8	40148	20.27	20.50	0
				2593	40620	20.33	20.50	0

Hotspot_LAT_ENDC with WLAN Calling/Gaming

TDD Band 41

BW(MHz)	Modulation	RB Size	RB Offset	Frequency (MHz)	Channel	Conducted power (dBm)	Target Power + Max. Tolerance (dBm)	MPR Allowed per 3GPP(dB)
20	QPSK	1 RB	0	2506	39750	19.94	20.00	0
				2549.5	40185	19.91	20.00	0
				2593	40620	19.98	20.00	0
				2636.5	41055	19.92	20.00	0
				2680	41490	19.99	20.00	0
			50	2506	39750	19.81	20.00	0
				2549.5	40185	19.83	20.00	0
				2593	40620	19.95	20.00	0
				2636.5	41055	19.83	20.00	0
				2680	41490	19.89	20.00	0
			99	2506	39750	19.80	20.00	0
				2549.5	40185	19.87	20.00	0
				2593	40620	19.96	20.00	0
				2636.5	41055	19.88	20.00	0
				2680	41490	19.96	20.00	0
		50 RB	0	2506	39750	18.96	19.00	0-1
				2549.5	40185	18.91	19.00	0-1
				2593	40620	18.93	19.00	0-1
				2636.5	41055	18.82	19.00	0-1
				2680	41490	18.89	19.00	0-1
			25	2506	39750	18.88	19.00	0-1
				2549.5	40185	18.87	19.00	0-1
				2593	40620	18.91	19.00	0-1
				2636.5	41055	18.98	19.00	0-1
				2680	41490	18.94	19.00	0-1
			50	2506	39750	18.95	19.00	0-1
				2549.5	40185	18.92	19.00	0-1
				2593	40620	18.83	19.00	0-1
				2636.5	41055	18.87	19.00	0-1
				2680	41490	18.95	19.00	0-1
		100RB		2506	39750	18.99	19.00	0-1
				2549.5	40185	18.91	19.00	0-1
				2593	40620	18.92	19.00	0-1
				2636.5	41055	18.89	19.00	0-1
				2680	41490	18.83	19.00	0-1
	16-QAM	1 RB	0	2506	39750	18.89	19.00	0-1
				2549.5	40185	18.85	19.00	0-1
				2593	40620	18.95	19.00	0-1
				2636.5	41055	18.94	19.00	0-1
				2680	41490	18.91	19.00	0-1
			50	2506	39750	19.00	19.00	0-1
				2549.5	40185	18.83	19.00	0-1
				2593	40620	18.90	19.00	0-1
				2636.5	41055	18.91	19.00	0-1
				2680	41490	18.88	19.00	0-1
			99	2506	39750	18.99	19.00	0-1
				2549.5	40185	18.96	19.00	0-1
				2593	40620	18.82	19.00	0-1
				2636.5	41055	18.84	19.00	0-1
				2680	41490	18.88	19.00	0-1
		50 RB	0	2506	39750	17.96	18.00	0-2
				2549.5	40185	17.90	18.00	0-2
				2593	40620	17.91	18.00	0-2
				2636.5	41055	17.95	18.00	0-2
				2680	41490	17.87	18.00	0-2
			25	2506	39750	17.82	18.00	0-2
				2549.5	40185	17.93	18.00	0-2
				2593	40620	17.84	18.00	0-2
				2636.5	41055	17.86	18.00	0-2
				2680	41490	17.82	18.00	0-2
			50	2506	39750	17.92	18.00	0-2
				2549.5	40185	17.92	18.00	0-2
				2593	40620	17.96	18.00	0-2
				2636.5	41055	17.94	18.00	0-2
				2680	41490	18.00	18.00	0-2
		100RB		2506	39750	17.84	18.00	0-2
				2549.5	40185	17.88	18.00	0-2
				2593	40620	17.93	18.00	0-2
				2636.5	41055	17.96	18.00	0-2
				2680	41490	17.87	18.00	0-2
	64-QAM	1 RB	0	2506	39750	16.00	16.00	0-2
				2549.5	40185	17.93	18.00	0-2
				2593	40620	17.93	18.00	0-2
				2636.5	41055	17.95	18.00	0-2
				2680	41490	17.83	18.00	0-2
			50	2506	39750	17.93	18.00	0-2
				2549.5	40185	17.98	18.00	0-2
				2593	40620	17.98	18.00	0-2
				2636.5	41055	17.95	18.00	0-2
				2680	41490	17.98	18.00	0-2
		50 RB	0	2506	39750	16.96	17.00	0-3
				2549.5	40185	17.00	17.00	0-3
				2593	40620	16.83	17.00	0-3
				2636.5	41055	16.92	17.00	0-3
				2680	41490	16.99	17.00	0-3
			25	2506	39750	16.95	17.00	0-3
				2549.5	40185	16.84	17.00	0-3
				2593	40620	16.99	17.00	0-3
				2636.5	41055	16.85	17.00	0-3
				2680	41490	16.92	17.00	0-3
			50	2506	39750	16.82	17.00	0-3
				2549.5	40185	16.82	17.00	0-3
				2593	40620	16.97	17.00	0-3
				2636.5	41055	16.84	17.00	0-3
				2680	41490	17.00	17.00	0-3
		100RB		2506	39750	16.98	17.00	0-3
				2549.5	40185	16.86	17.00	0-3
				2593	40620	16.81	17.00	0-3
				2636.5	41055	16.89	17.00	0-3
				2680	41490	16.95	17.00	0-3
	256-QAM	1 RB	0	2506	39750	14.94	15.00	0-5
				2549.5	40185	14.86	15.00	0-5
				2593	40620	14.94	15.00	0-5
				2636.5	41055	14.99	15.00	0-5
				2680	41490	14.95	15.00	0-5
			50	2506	39750	14.86	15.00	0-5
				2549.5	40185	14.94	15.00	0-5
				2593	40620	14.96	15.00	0-5
				2636.5	41055	14.98	15.00	0-5
				2680	41490	14.93	15.00	0-5
			99	2506	39750	14.97	15.00	0-5
				2549.5	40185	14.98	15.00	0-5
				2593	40620	14.89	15.00	0-5
				2636.5	41055	14.98	15.00	0-5
				2680	41490	14.81	15.00	0-5
		50 RB	0	2506	39750	14.91	15.00	0-5
				2549.5	40185	14.95	15.00	0-5
				2593	40620	14.99	15.00	0-5
				2636.5	41055	14.92	15.00	0-5
				2680	41490	14.89	15.00	0-5
			25	2506	39750	14.97	15.00	0-5
				2549.5	40185	14.84	15.00	0-5
				2593	40620	14.93	15.00	0-5
				2636.5	41055	14.84	15.00	0-5
				2680	41490	14.94	15.00	0-5
			50	2506	39750	14.93	15.00	0-5
				2549.5	40185	14.94	15.00	0-5
				2593	40620	14.90	15.00	0-5
				2636.5	41055	14.87	15.00	0-5
				2680	41490	14.87	15.00	0-5
		100RB		2506	39750	14.81	15.00	0-5
				2549.5	40185	14.91	15.00	0-5
				2593	40620	14.83	15.00	0-5
				2636.5	41055	14.92	15.00	0-5
				2680	41490	14.89	15.00	0-5

TDD Band 41

BW(MHz)	Modulation	RB Size	RB Offset	Frequency (MHz)	Channel	Conducted power (dBm)	Target Power + Max. Tolerance (dBm)	MPR Allowed per 3GPP(dB)
15	QPSK	1 RB	0	2503.5	39725	19.84	20.00	0
				2548.3	40173	19.93	20.00	0
				2593	40620	19.94	20.00	0
				2637.8	41068	19.96	20.00	0
				2682.5	41515	19.91	20.00	0
			36	2503.5	39725	19.86	20.00	0
				2548.3	40173	19.94	20.00	0
				2593	40620	19.88	20.00	0
				2637.8	41068	19.82	20.00	0
				2682.5	41515	19.95	20.00	0
			74	2503.5	39725	19.80	20.00	0
				2548.3	40173	19.82	20.00	0
				2593	40620	19.81	20.00	0
				2637.8	41068	19.96	20.00	0
				2682.5	41515	19.77	20.00	0
		36 RB	0	2503.5	39725	18.96	19.00	0-1
				2548.3	40173	18.80	19.00	0-1
				2593	40620	18.85	19.00	0-1
				2637.8	41068	18.90	19.00	0-1
				2682.5	41515	18.95	19.00	0-1
			18	2503.5	39725	18.93	19.00	0-1
				2548.3	40173	18.87	19.00	0-1
				2593	40620	18.82	19.00	0-1
				2637.8	41068	18.77	19.00	0-1
				2682.5	41515	18.90	19.00	0-1
			37	2503.5	39725	18.88	19.00	0-1
				2548.3	40173	18.89	19.00	0-1
				2593	40620	18.80	19.00	0-1
				2637.8	41068	18.92	19.00	0-1
				2682.5	41515	18.87	19.00	0-1
		75RB		2503.5	39725	18.88	19.00	0-1
				2548.3	40173	18.91	19.00	0-1
				2593	40620	18.90	19.00	0-1
				2637.8	41068	18.89	19.00	0-1
				2682.5	41515	18.78	19.00	0-1
	16-QAM	1 RB	0	2503.5	39725	18.80	19.00	0-1
				2548.3	40173	18.96	19.00	0-1
				2593	40620	18.83	19.00	0-1
				2637.8	41068	18.93	19.00	0-1
				2682.5	41515	18.96	19.00	0-1
			36	2503.5	39725	18.87	19.00	0-1
				2548.3	40173	18.95	19.00	0-1
				2593	40620	18.81	19.00	0-1
				2637.8	41068	18.91	19.00	0-1
				2682.5	41515	18.83	19.00	0-1
			74	2503.5	39725	18.81	19.00	0-1
				2548.3	40173	18.93	19.00	0-1
				2593	40620	18.93	19.00	0-1
				2637.8	41068	18.80	19.00	0-1
				2682.5	41515	18.66	19.00	0-1
		36 RB	0	2503.5	39725	17.77	18.00	0-2
				2548.3	40173	17.88	18.00	0-2
				2593	40620	17.77	18.00	0-2
				2637.8	41068	17.79	18.00	0-2
				2682.5	41515	17.82	18.00	0-2
			18	2503.5	39725	17.90	18.00	0-2
				2548.3	40173	17.80	18.00	0-2
				2593	40620	17.86	18.00	0-2
				2637.8	41068	17.77	18.00	0-2
				2682.5	41515	17.81	18.00	0-2
			37	2503.5	39725	17.84	18.00	0-2
				2548.3	40173	17.88	18.00	0-2
				2593	40620	17.78	18.00	0-2
				2637.8	41068	17.84	18.00	0-2
				2682.5	41515	17.86	18.00	0-2
		75RB		2503.5	39725	17.96	18.00	0-2
				2548.3	40173	17.90	18.00	0-2
				2593	40620	17.89	18.00	0-2
				2637.8	41068	17.83	18.00	0-2
				2682.5	41515	17.78	18.00	0-2
	64-QAM	1 RB	0	2503.5	39725	17.91	18.00	0-2
				2548.3	40173	17.96	18.00	0-2
				2593	40620	17.92	18.00	0-2
				2637.8	41068	17.96	18.00	0-2
				2682.5	41515	17.82	18.00	0-2
			36	2503.5	39725	17.81	18.00	0-2
				2548.3	40173	17.80	18.00	0-2
				2593	40620	17.85	18.00	0-2
				2637.8	41068	17.92	18.00	0-2
				2682.5	41515	17.89	18.00	0-2
			74	2503.5	39725	17.85	18.00	0-2
				2548.3	40173	17.79	18.00	0-2
				2593	40620	17.91	18.00	0-2
				2637.8	41068	17.96	18.00	0-2
				2682.5	41515	17.83	18.00	0-2
		36 RB	0	2503.5	39725	16.92	17.00	0-3
				2548.3	40173	16.95	17.00	0-3
				2593	40620	16.91	17.00	0-3
				2637.8	41068	16.82	17.00	0-3
				2682.5	41515	16.90	17.00	0-3
			18	2503.5	39725	16.96	17.00	0-3
				2548.3	40173	16.93	17.00	0-3
				2593	40620	16.90	17.00	0-3
				2637.8	41068	16.94	17.00	0-3
				2682.5	41515	16.78	17.00	0-3
			37	2503.5	39725	16.79	17.00	0-3
				2548.3	40173	16.78	17.00	0-3
				2593	40620	16.91	17.00	0-3
				2637.8	41068	16.89	17.00	0-3
				2682.5	41515	16.83	17.00	0-3
		75RB		2503.5	39725	16.96	17.00	0-3
				2548.3	40173	16.84	17.00	0-3
				2593	40620	16.78	17.00	0-3
				2637.8	41068	16.91	17.00	0-3
				2682.5	41515	16.78	17.00	0-3
	256-QAM	1 RB	0	2503.5	39725	14.93	15.00	0-5
				2548.3	40173	14.82	15.00	0-5
				2593	40620	14.88	15.00	0-5
				2637.8	41068	14.78	15.00	0-5
				2682.5	41515	14.90	15.00	0-5
			36	2503.5	39725	14.81	15.00	0-5
				2548.3	40173	14.88	15.00	0-5
				2593	40620	14.80	15.00	0-5
				2637.8	41068	14.79	15.00	0-5
				2682.5	41515	14.90	15.00	0-5
			74	2503.5	39725	14.78	15.00	0-5
				2548.3	40173	14.87	15.00	0-5
				2593	40620	14.82	15.00	0-5
				2637.8	41068	14.77	15.00	0-5
				2682.5	41515	14.93	15.00	0-5
		36 RB	0	2503.5	39725	14.94	15.00	0-5
				2548.3	40173	14.77	15.00	0-5
				2593	40620	14.93	15.00	0-5
				2637.8	41068	14.78	15.00	0-5
				2682.5	41515	14.95	15.00	0-5
			18	2503.5	39725	14.84	15.00	0-5
				2548.3	40173	14.79	15.00	0-5
				2593	40620	14.90	15.00	0-5
				2637.8	41068	14.84	15.00	0-5
				2682.5	41515	14.88	15.00	0-5
			37	2503.5	39725	14.84	15.00	0-5
				2548.3	40173	14.95	15.00	0-5
				2593	40620	14.91	15.00	0-5
				2637.8	41068	14.96	15.00	0-5
				2682.5	41515	14.82	15.00	0-5
		75RB		2503.5	39725	14.95	15.00	0-5
				2548.3	40173	14.92	15.00	0-5
				2593	40620	14.83	15.00	0-5
				2637.8	41068	14.78	15.00	0-5
				2682.5	41515	14.91	15.00	0-5

TDD Band 41

BW(MHz)	Modulation	RB Size	RB Offset	Frequency (MHz)	Channel	Conducted power (dBm)	Target Power + Max. Tolerance (dBm)	MPR Allowed per 3GPP(dB)
10	QPSK	1 RB	0	2501	39700	19.84	20.00	0
				2547	40165	19.85	20.00	0
				2593	40620	19.92	20.00	0
				2639	41080	19.89	20.00	0
				2685	41540	19.86	20.00	0
			25	2501	39700	19.77	20.00	0
				2547	40160	19.80	20.00	0
				2593	40620	19.87	20.00	0
				2639	41080	19.80	20.00	0
				2685	41540	19.91	20.00	0
			49	2501	39700	19.93	20.00	0
				2547	40160	19.84	20.00	0
				2593	40620	19.96	20.00	0
				2639	41080	19.84	20.00	0
				2685	41540	19.86	20.00	0
		25 RB	0	2501	39700	18.77	19.00	0-1
				2547	40160	18.96	19.00	0-1
				2593	40620	18.81	19.00	0-1
				2639	41080	18.81	19.00	0-1
				2685	41540	18.96	19.00	0-1
			12	2501	39700	18.83	19.00	0-1
				2547	40160	18.85	19.00	0-1
				2593	40620	18.88	19.00	0-1
				2639	41080	18.94	19.00	0-1
				2685	41540	18.87	19.00	0-1
			25	2501	39700	18.84	19.00	0-1
				2547	40160	18.89	19.00	0-1
				2593	40620	18.86	19.00	0-1
				2639	41080	18.80	19.00	0-1
				2685	41540	18.92	19.00	0-1
		50RB		2501	39700	18.86	19.00	0-1
				2547	40160	18.77	19.00	0-1
				2593	40620	18.89	19.00	0-1
				2639	41080	18.83	19.00	0-1
				2685	41540	18.87	19.00	0-1
	16-QAM	1 RB	0	2501	39700	18.85	19.00	0-1
				2547	40160	18.78	19.00	0-1
				2593	40620	18.91	19.00	0-1
				2639	41080	18.83	19.00	0-1
				2685	41540	18.88	19.00	0-1
			25	2501	39700	18.82	19.00	0-1
				2547	40160	18.95	19.00	0-1
				2593	40620	18.82	19.00	0-1
				2639	41080	18.90	19.00	0-1
				2685	41540	18.93	19.00	0-1
			49	2501	39700	18.78	19.00	0-1
				2547	40160	18.79	19.00	0-1
				2593	40620	18.77	19.00	0-1
				2639	41080	18.92	19.00	0-1
				2685	41540	18.87	19.00	0-1
		25 RB	0	2501	39700	17.82	18.00	0-2
				2547	40160	17.89	18.00	0-2
				2593	40620	17.77	18.00	0-2
				2639	41080	17.93	18.00	0-2
				2685	41540	17.83	18.00	0-2
			12	2501	39700	17.91	18.00	0-2
				2547	40160	17.81	18.00	0-2
				2593	40620	17.93	18.00	0-2
				2639	41080	17.88	18.00	0-2
				2685	41540	17.95	18.00	0-2
			25	2501	39700	17.86	18.00	0-2
				2547	40160	17.85	18.00	0-2
				2593	40620	17.96	18.00	0-2
				2639	41080	17.85	18.00	0-2
				2685	41540	17.78	18.00	0-2
		50RB		2501	39700	17.88	18.00	0-2
				2547	40160	17.94	18.00	0-2
				2593	40620	17.96	18.00	0-2
				2639	41080	17.79	18.00	0-2
				2685	41540	17.82	18.00	0-2
	64-QAM	1 RB	0	2501	39700	17.96	18.00	0-2
				2547	40160	17.82	18.00	0-2
				2593	40620	17.82	18.00	0-2
				2639	41080	17.89	18.00	0-2
				2685	41540	17.82	18.00	0-2
			25	2501	39700	17.69	18.00	0-2
				2547	40160	17.82	18.00	0-2
				2593	40620	17.78	18.00	0-2
				2639	41080	17.83	18.00	0-2
				2685	41540	17.94	18.00	0-2
			49	2501	39700	17.77	18.00	0-2
				2547	40160	17.84	18.00	0-2
				2593	40620	17.82	18.00	0-2
				2639	41080	17.86	18.00	0-2
				2685	41540	17.88	18.00	0-2
		25 RB	0	2501	39700	16.79	17.00	0-3
				2547	40160	16.93	17.00	0-3
				2593	40620	16.81	17.00	0-3
				2639	41080	16.96	17.00	0-3
				2685	41540	16.81	17.00	0-3
			12	2501	39700	16.81	17.00	0-3
				2547	40160	16.91	17.00	0-3
				2593	40620	16.95	17.00	0-3
				2639	41080	16.92	17.00	0-3
				2685	41540	16.91	17.00	0-3
			25	2501	39700	16.87	17.00	0-3
				2547	40160	16.83	17.00	0-3
				2593	40620	16.91	17.00	0-3
				2639	41080	16.89	17.00	0-3
				2685	41540	16.85	17.00	0-3
		50RB		2501	39700	16.87	17.00	0-3
				2547	40160	16.82	17.00	0-3
				2593	40620	16.84	17.00	0-3
				2639	41080	16.90	17.00	0-3
				2685	41540	16.86	17.00	0-3
	256-QAM	1 RB	0	2501	39700	14.86	15.00	0-5
				2547	40160	14.88	15.00	0-5
				2593	40620	14.88	15.00	0-5
				2639	41080	14.80	15.00	0-5
				2685	41540	14.79	15.00	0-5
			25	2501	39700	14.94	15.00	0-5
				2547	40160	14.86	15.00	0-5
				2593	40620	14.90	15.00	0-5
				2639	41080	14.82	15.00	0-5
				2685	41540	14.85	15.00	0-5
			49	2501	39700	14.82	15.00	0-5
				2547	40160	14.86	15.00	0-5
				2593	40620	14.88	15.00	0-5
				2639	41080	14.78	15.00	0-5
				2685	41540	14.90	15.00	0-5
		25 RB	0	2501	39700	14.80	15.00	0-5
				2547	40160	14.95	15.00	0-5
				2593	40620	14.93	15.00	0-5
				2639	41080	14.84	15.00	0-5
				2685	41540	14.95	15.00	0-5
			12	2501	39700	14.90	15.00	0-5
				2547	40160	14.80	15.00	0-5
				2593	40620	14.83	15.00	0-5
				2639	41080	14.91	15.00	0-5
				2685	41540	14.93	15.00	0-5
			25	2501	39700	14.95	15.00	0-5
				2547	40160	14.96	15.00	0-5
				2593	40620	14.82	15.00	0-5
				2639	41080	14.87	15.00	0-5
				2685	41540	14.81	15.00	0-5
		50RB		2501	39700	14.91	15.00	0-5
				2547	40160	14.77	15.00	0-5
				2593	40620	14.91	15.00	0-5
				2639	41080	14.81	15.00	0-5
				2685	41540	14.77	15.00	0-5

TDD Band 41

BW(MHz)	Modulation	RB Size	RB Offset	Frequency (MHz)	Channel	Conducted power (dBm)	Target Power + Max. Tolerance (dBm)	MPR Allowed per 3GPP(dB)
5	QPSK	1 RB	0	2498.5	39675	19.86	20.00	0
				2547.8	40148	19.95	20.00	0
				2593	40620	19.85	20.00	0
				2640.3	41093	19.82	20.00	0
				2687.5	41565	19.83	20.00	0
			12	2498.5	39675	19.84	20.00	0
				2547.8	40148	19.91	20.00	0
				2593	40620	19.94	20.00	0
				2640.3	41093	19.83	20.00	0
				2687.5	41565	19.78	20.00	0
			24	2498.5	39675	19.79	20.00	0
				2547.8	40148	19.82	20.00	0
				2593	40620	19.88	20.00	0
				2640.3	41093	19.96	20.00	0
				2687.5	41565	19.96	20.00	0
		12 RB	0	2498.5	39675	18.95	19.00	0-1
				2547.8	40148	18.82	19.00	0-1
				2593	40620	18.94	19.00	0-1

Hotspot_LAT_ENDC with WLAN Camera

TDD Band 41

BW(MHz)	Modulation	RB Size	RB Offset	Frequency (MHz)	Channel	Conducted power (dBm)	Target Power + Max. Tolerance (dBm)	MPR Allowed per 3GPP(dB)
20	QPSK	1 RB	0	2506	39750	18.87	19.00	0
				2549.5	40185	18.81	19.00	0
				2593	40620	18.89	19.00	0
				2636.5	41055	18.88	19.00	0
				2680	41490	18.92	19.00	0
			50	2506	39750	18.82	19.00	0
				2549.5	40185	18.79	19.00	0
				2593	40620	18.75	19.00	0
				2636.5	41055	18.85	19.00	0
				2680	41490	18.83	19.00	0
			99	2506	39750	18.73	19.00	0
				2549.5	40185	18.78	19.00	0
				2593	40620	18.74	19.00	0
				2636.5	41055	18.73	19.00	0
				2680	41490	18.75	19.00	0
		50 RB	0	2506	39750	17.79	18.00	0-1
				2549.5	40185	17.77	18.00	0-1
				2593	40620	17.84	18.00	0-1
				2636.5	41055	17.82	18.00	0-1
				2680	41490	17.88	18.00	0-1
			25	2506	39750	17.76	18.00	0-1
				2549.5	40185	17.88	18.00	0-1
				2593	40620	17.81	18.00	0-1
				2636.5	41055	17.83	18.00	0-1
				2680	41490	17.81	18.00	0-1
			50	2506	39750	17.72	18.00	0-1
				2549.5	40185	17.84	18.00	0-1
				2593	40620	17.79	18.00	0-1
				2636.5	41055	17.77	18.00	0-1
				2680	41490	17.74	18.00	0-1
		100RB		2506	39750	17.82	18.00	0-1
				2549.5	40185	17.76	18.00	0-1
				2593	40620	17.73	18.00	0-1
				2636.5	41055	17.79	18.00	0-1
				2680	41490	17.75	18.00	0-1
	16-QAM	1 RB	0	2506	39750	17.80	18.00	0-1
				2549.5	40185	17.92	18.00	0-1
				2593	40620	17.74	18.00	0-1
				2636.5	41055	17.75	18.00	0-1
				2680	41490	17.78	18.00	0-1
			50	2506	39750	17.78	18.00	0-1
				2549.5	40185	17.90	18.00	0-1
				2593	40620	17.88	18.00	0-1
				2636.5	41055	17.77	18.00	0-1
				2680	41490	17.90	18.00	0-1
			99	2506	39750	17.90	18.00	0-1
				2549.5	40185	17.73	18.00	0-1
				2593	40620	17.75	18.00	0-1
				2636.5	41055	17.91	18.00	0-1
				2680	41490	17.90	18.00	0-1
		50 RB	0	2506	39750	16.90	17.00	0-2
				2549.5	40185	16.73	17.00	0-2
				2593	40620	16.82	17.00	0-2
				2636.5	41055	16.86	17.00	0-2
				2680	41490	16.85	17.00	0-2
			25	2506	39750	16.91	17.00	0-2
				2549.5	40185	16.81	17.00	0-2
				2593	40620	16.87	17.00	0-2
				2636.5	41055	16.88	17.00	0-2
				2680	41490	16.85	17.00	0-2
			50	2506	39750	16.91	17.00	0-2
				2549.5	40185	16.75	17.00	0-2
				2593	40620	16.88	17.00	0-2
				2636.5	41055	16.82	17.00	0-2
				2680	41490	16.92	17.00	0-2
		100RB		2506	39750	16.74	17.00	0-2
				2549.5	40185	16.76	17.00	0-2
				2593	40620	16.90	17.00	0-2
				2636.5	41055	16.75	17.00	0-2
				2680	41490	16.74	17.00	0-2
	64-QAM	1 RB	0	2506	39750	16.86	17.00	0-2
				2549.5	40185	16.80	17.00	0-2
				2593	40620	16.81	17.00	0-2
				2636.5	41055	16.82	17.00	0-2
				2680	41490	16.89	17.00	0-2
			50	2506	39750	16.88	17.00	0-2
				2549.5	40185	16.75	17.00	0-2
				2593	40620	16.77	17.00	0-2
				2636.5	41055	16.83	17.00	0-2
				2680	41490	16.74	17.00	0-2
			99	2506	39750	16.89	17.00	0-2
				2549.5	40185	16.83	17.00	0-2
				2593	40620	16.74	17.00	0-2
				2636.5	41055	16.79	17.00	0-2
				2680	41490	16.82	17.00	0-2
		50 RB	0	2506	39750	15.84	16.00	0-3
				2549.5	40185	15.83	16.00	0-3
				2593	40620	15.80	16.00	0-3
				2636.5	41055	15.83	16.00	0-3
				2680	41490	15.81	16.00	0-3
			25	2506	39750	15.90	16.00	0-3
				2549.5	40185	15.74	16.00	0-3
				2593	40620	15.88	16.00	0-3
				2636.5	41055	15.91	16.00	0-3
				2680	41490	15.81	16.00	0-3
			50	2506	39750	15.84	16.00	0-3
				2549.5	40185	15.78	16.00	0-3
				2593	40620	15.77	16.00	0-3
				2636.5	41055	15.82	16.00	0-3
				2680	41490	15.76	16.00	0-3
		100RB		2506	39750	15.84	16.00	0-3
				2549.5	40185	15.89	16.00	0-3
				2593	40620	15.82	16.00	0-3
				2636.5	41055	15.91	16.00	0-3
				2680	41490	15.79	16.00	0-3
	256-QAM	1 RB	0	2506	39750	13.73	14.00	0-5
				2549.5	40185	13.84	14.00	0-5
				2593	40620	13.75	14.00	0-5
				2636.5	41055	13.75	14.00	0-5
				2680	41490	13.73	14.00	0-5
			50	2506	39750	13.89	14.00	0-5
				2549.5	40185	13.74	14.00	0-5
				2593	40620	13.92	14.00	0-5
				2636.5	41055	13.84	14.00	0-5
				2680	41490	13.88	14.00	0-5
			99	2506	39750	13.81	14.00	0-5
				2549.5	40185	13.86	14.00	0-5
				2593	40620	13.84	14.00	0-5
				2636.5	41055	13.89	14.00	0-5
				2680	41490	13.76	14.00	0-5
		50 RB	0	2506	39750	13.83	14.00	0-5
				2549.5	40185	13.75	14.00	0-5
				2593	40620	13.80	14.00	0-5
				2636.5	41055	13.78	14.00	0-5
				2680	41490	13.92	14.00	0-5
			25	2506	39750	13.91	14.00	0-5
				2549.5	40185	13.73	14.00	0-5
				2593	40620	13.83	14.00	0-5
				2636.5	41055	13.78	14.00	0-5
				2680	41490	13.85	14.00	0-5
			50	2506	39750	13.81	14.00	0-5
				2549.5	40185	13.84	14.00	0-5
				2593	40620	13.80	14.00	0-5
				2636.5	41055	13.81	14.00	0-5
				2680	41490	13.92	14.00	0-5
		100RB		2506	39750	13.83	14.00	0-5
				2549.5	40185	13.81	14.00	0-5
				2593	40620	13.82	14.00	0-5
				2636.5	41055	13.79	14.00	0-5
				2680	41490	13.82	14.00	0-5

TDD Band 41

BW(MHz)	Modulation	RB Size	RB Offset	Frequency (MHz)	Channel	Conducted power (dBm)	Target Power + Max. Tolerance (dBm)	MPR Allowed per 3GPP(dB)
15	QPSK	1 RB	0	2503.5	39725	18.74	19.00	0
				2548.3	40173	18.80	19.00	0
				2593	40620	18.66	19.00	0
				2637.8	41068	18.74	19.00	0
				2682.5	41515	18.81	19.00	0
			36	2503.5	39725	18.79	19.00	0
				2548.3	40173	18.76	19.00	0
				2593	40620	18.79	19.00	0
				2637.8	41068	18.71	19.00	0
				2682.5	41515	18.71	19.00	0
			74	2503.5	39725	18.72	19.00	0
				2548.3	40173	18.80	19.00	0
				2593	40620	18.73	19.00	0
				2637.8	41068	18.81	19.00	0
				2682.5	41515	18.80	19.00	0
		36 RB	0	2503.5	39725	17.88	18.00	0-1
				2548.3	40173	17.75	18.00	0-1
				2593	40620	17.87	18.00	0-1
				2637.8	41068	17.77	18.00	0-1
				2682.5	41515	17.85	18.00	0-1
			18	2503.5	39725	17.76	18.00	0-1
				2548.3	40173	17.79	18.00	0-1
				2593	40620	17.87	18.00	0-1
				2637.8	41068	17.79	18.00	0-1
				2682.5	41515	17.87	18.00	0-1
			37	2503.5	39725	17.73	18.00	0-1
				2548.3	40173	17.88	18.00	0-1
				2593	40620	17.85	18.00	0-1
				2637.8	41068	17.88	18.00	0-1
				2682.5	41515	17.79	18.00	0-1
		75RB		2503.5	39725	17.89	18.00	0-1
				2548.3	40173	17.79	18.00	0-1
				2593	40620	17.71	18.00	0-1
				2637.8	41068	17.79	18.00	0-1
				2682.5	41515	17.83	18.00	0-1
	16-QAM	1 RB	0	2503.5	39725	17.84	18.00	0-1
				2548.3	40173	17.85	18.00	0-1
				2593	40620	17.84	18.00	0-1
				2637.8	41068	17.88	18.00	0-1
				2682.5	41515	17.84	18.00	0-1
			36	2503.5	39725	17.77	18.00	0-1
				2548.3	40173	17.71	18.00	0-1
				2593	40620	17.89	18.00	0-1
				2637.8	41068	17.84	18.00	0-1
				2682.5	41515	17.89	18.00	0-1
			74	2503.5	39725	17.80	18.00	0-1
				2548.3	40173	17.81	18.00	0-1
				2593	40620	17.85	18.00	0-1
				2637.8	41068	17.81	18.00	0-1
				2682.5	41515	17.85	18.00	0-1
		36 RB	0	2503.5	39725	16.82	17.00	0-2
				2548.3	40173	16.82	17.00	0-2
				2593	40620	16.79	17.00	0-2
				2637.8	41068	16.85	17.00	0-2
				2682.5	41515	16.71	17.00	0-2
			18	2503.5	39725	16.75	17.00	0-2
				2548.3	40173	16.79	17.00	0-2
				2593	40620	16.81	17.00	0-2
				2637.8	41068	16.87	17.00	0-2
				2682.5	41515	16.72	17.00	0-2
			37	2503.5	39725	16.87	17.00	0-2
				2548.3	40173	16.78	17.00	0-2
				2593	40620	16.79	17.00	0-2
				2637.8	41068	16.82	17.00	0-2
				2682.5	41515	16.83	17.00	0-2
		75RB		2503.5	39725	16.86	17.00	0-2
				2548.3	40173	16.85	17.00	0-2
				2593	40620	16.86	17.00	0-2
				2637.8	41068	16.78	17.00	0-2
				2682.5	41515	16.85	17.00	0-2
	64-QAM	1 RB	0	2503.5	39725	16.75	17.00	0-2
				2548.3	40173	16.80	17.00	0-2
				2593	40620	16.80	17.00	0-2
				2637.8	41068	16.86	17.00	0-2
				2682.5	41515	16.76	17.00	0-2
			36	2503.5	39725	16.68	17.00	0-2
				2548.3	40173	16.73	17.00	0-2
				2593	40620	16.90	17.00	0-2
				2637.8	41068	16.88	17.00	0-2
				2682.5	41515	16.87	17.00	0-2
			74	2503.5	39725	16.79	17.00	0-2
				2548.3	40173	16.89	17.00	0-2
				2593	40620	16.81	17.00	0-2
				2637.8	41068	16.71	17.00	0-2
				2682.5	41515	16.74	17.00	0-2
		36 RB	0	2503.5	39725	15.74	16.00	0-3
				2548.3	40173	15.76	16.00	0-3
				2593	40620	15.79	16.00	0-3
				2637.8	41068	15.76	16.00	0-3
				2682.5	41515	15.74	16.00	0-3
			18	2503.5	39725	15.83	16.00	0-3
				2548.3	40173	15.81	16.00	0-3
				2593	40620	15.88	16.00	0-3
				2637.8	41068	15.84	16.00	0-3
				2682.5	41515	15.85	16.00	0-3
			37	2503.5	39725	15.78	16.00	0-3
				2548.3	40173	15.71	16.00	0-3
				2593	40620	15.73	16.00	0-3
				2637.8	41068	15.90	16.00	0-3
				2682.5	41515	15.77	16.00	0-3
		75RB		2503.5	39725	15.89	16.00	0-3
				2548.3	40173	15.81	16.00	0-3
				2593	40620	15.79	16.00	0-3
				2637.8	41068	15.80	16.00	0-3
				2682.5	41515	15.79	16.00	0-3
	256-QAM	1 RB	0	2503.5	39725	13.78	14.00	0-5
				2548.3	40173	13.71	14.00	0-5
				2593	40620	13.79	14.00	0-5
				2637.8	41068	13.87	14.00	0-5
				2682.5	41515	13.83	14.00	0-5
			36	2503.5	39725	13.84	14.00	0-5
				2548.3	40173	13.84	14.00	0-5
				2593	40620	13.82	14.00	0-5
				2637.8	41068	13.80	14.00	0-5
				2682.5	41515	13.87	14.00	0-5
			74	2503.5	39725	13.85	14.00	0-5
				2548.3	40173	13.85	14.00	0-5
				2593	40620	13.77	14.00	0-5
				2637.8	41068	13.77	14.00	0-5
				2682.5	41515	13.84	14.00	0-5
		36 RB	0	2503.5	39725	13.90	14.00	0-5
				2548.3	40173	13.77	14.00	0-5
				2593	40620	13.82	14.00	0-5
				2637.8	41068	13.87	14.00	0-5
				2682.5	41515	13.79	14.00	0-5
			18	2503.5	39725	13.78	14.00	0-5
				2548.3	40173	13.72	14.00	0-5
				2593	40620	13.84	14.00	0-5
				2637.8	41068	13.84	14.00	0-5
				2682.5	41515	13.82	14.00	0-5
			37	2503.5	39725	13.90	14.00	0-5
				2548.3	40173	13.85	14.00	0-5
				2593	40620	13.86	14.00	0-5
				2637.8	41068	13.71	14.00	0-5
				2682.5	41515	13.76	14.00	0-5
		75RB		2503.5	39725	13.77	14.00	0-5
				2548.3	40173	13.88	14.00	0-5
				2593	40620	13.88	14.00	0-5
				2637.8	41068	13.77	14.00	0-5
				2682.5	41515	13.89	14.00	0-5

TDD Band 41

BW(MHz)	Modulation	RB Size	RB Offset	Frequency (MHz)	Channel	Conducted power (dBm)	Target Power + Max. Tolerance (dBm)	MPR Allowed per 3GPP(dB)
10	QPSK	1 RB	0	2501	39700	18.79	19.00	0
				2547	40165	18.90	19.00	0
				2593	40620	18.90	19.00	0
				2639	41080	18.78	19.00	0
				2685	41540	18.88	19.00	0
			25	2501	39700	18.75	19.00	0
				2547	40165	18.76	19.00	0
				2593	40620	18.90	19.00	0
				2639	41080	18.71	19.00	0
				2685	41540	18.80	19.00	0
			49	2501	39700	18.69	19.00	0
				2547	40165	18.89	19.00	0
				2593	40620	18.73	19.00	0
				2639	41080	18.81	19.00	0
				2685	41540	18.85	19.00	0
		25 RB	0	2501	39700	17.77	18.00	0-1
				2547	40165	17.83	18.00	0-1
				2593	40620	17.85	18.00	0-1
				2639	41080	17.86	18.00	0-1
				2685	41540	17.73	18.00	0-1
			12	2501	39700	17.72	18.00	0-1
				2547	40165	17.85	18.00	0-1
				2593	40620	17.86	18.00	0-1
				2639	41080	17.75	18.00	0-1
				2685	41540	17.89	18.00	0-1
			25	2501	39700	17.72	18.00	0-1
				2547	40165	17.88	18.00	0-1
				2593	40620	17.88	18.00	0-1
				2639	41080	17.78	18.00	0-1
				2685	41540	17.85	18.00	0-1
		50RB		2501	39700	17.85	18.00	0-1
				2547	40165	17.83	18.00	0-1
				2593	40620	17.88	18.00	0-1
				2639	41080	17.85	18.00	0-1
				2685	41540	17.75	18.00	0-1
	16-QAM	1 RB	0	2501	39700	17.82	18.00	0-1
				2547	40165	17.83	18.00	0-1
				2593	40620	17.73	18.00	0-1
				2639	41080	17.87	18.00	0-1
				2685	41540	17.75	18.00	0-1
			25	2501	39700	17.84	18.00	0-1
				2547	40165	17.74	18.00	0-1
				2593	40620	17.86	18.00	0-1
				2639	41080	17.79	18.00	0-1
				2685	41540	17.86	18.00	0-1
			49	2501	39700	17.74	18.00	0-1
				2547	40165	17.72	18.00	0-1
				2593	40620	17.81	18.00	0-1
				2639	41080	17.77	18.00	0-1
				2685	41540	17.89	18.00	0-1
		25 RB	0	2501	39700	16.87	17.00	0-2
				2547	40165	16.83	17.00	0-2
				2593	40620	16.80	17.00	0-2
				2639	41080	16.72	17.00	0-2
				2685	41540	16.81	17.00	0-2
			12	2501	39700	16.73	17.00	0-2
				2547	40165	16.71	17.00	0-2
				2593	40620	16.88	17.00	0-2
				2639	41080	16.83	17.00	0-2
				2685	41540	16.82	17.00	0-2
			25	2501	39700	16.90	17.00	0-2
				2547	40165	16.66	17.00	0-2
				2593	40620	16.87	17.00	0-2
				2639	41080	16.88	17.00	0-2
				2685	41540	16.72	17.00	0-2
		50RB		2501	39700	16.82	17.00	0-2
				2547	40165	16.71	17.00	0-2
				2593	40620	16.73	17.00	0-2
				2639	41080	16.72	17.00	0-2
				2685	41540	16.76	17.00	0-2
	64-QAM	1 RB	0	2501	39700	16.90	17.00	0-2
				2547	40165	16.79	17.00	0-2
				2593	40620	16.77	17.00	0-2
				2639	41080	16.80	17.00	0-2
				2685	41540	16.90	17.00	0-2
			25	2501	39700	16.83	17.00	0-2
				2547	40165	16.84	17.00	0-2
				2593	40620	16.84	17.00	0-2
				2639	41080	16.79	17.00	0-2
				2685	41540	16.76	17.00	0-2
			49	2501	39700	16.86	17.00	0-2
				2547	40165	16.77	17.00	0-2
				2593	40620	16.81	17.00	0-2
				2639	41080	16.74	17.00	0-2
				2685	41540	16.84	17.00	0-2
		25 RB	0	2501	39700	15.77	16.00	0-3
				2547	40165	15.85	16.00	0-3
				2593	40620	15.76	16.00	0-3
				2639	41080	15.86	16.00	0-3
				2685	41540	15.86	16.00	0-3
			12	2501	39700	15.78	16.00	0-3
				2547	40165	15.81	16.00	0-3
				2593	40620	15.90	16.00	0-3
				2639	41080	15.78	16.00	0-3
				2685	41540	15.75	16.00	0-3
			25	2501	39700	15.88	16.00	0-3
				2547	40165	15.78	16.00	0-3
				2593	40620	15.72	16.00	0-3
				2639	41080	15.90	16.00	0-3
				2685	41540	15.89	16.00	0-3
		50RB		2501	39700	15.86	16.00	0-3
				2547	40165	15.78	16.00	0-3
				2593	40620	15.84	16.00	0-3
				2639	41080	15.88	16.00	0-3
				2685	41540	15.79	16.00	0-3
	256-QAM	1 RB	0	2501	39700	13.82	14.00	0-5
				2547	40165	13.71	14.00	0-5
				2593	40620	13.71	14.00	0-5
				2639	41080	13.82	14.00	0-5
				2685	41540	13.86	14.00	0-5
			25	2501	39700	13.81	14.00	0-5
				2547	40165	13.81	14.00	0-5
				2593	40620	13.83	14.00	0-5
				2639	41080	13.83	14.00	0-5
				2685	41540	13.76	14.00	0-5
			49	2501	39700	13.77	14.00	0-5
				2547	40165	13.72	14.00	0-5
				2593	40620	13.72	14.00	0-5
				2639	41080	13.81	14.00	0-5
				2685	41540	13.87	14.00	0-5
		25 RB	0	2501	39700	13.85	14.00	0-5
				2547	40165	13.89	14.00	0-5
				2593	40620	13.77	14.00	0-5
				2639	41080	13.77	14.00	0-5
				2685	41540	13.83	14.00	0-5
			12	2501	39700	13.73	14.00	0-5
				2547	40165	13.83	14.00	0-5
				2593	40620	13.87	14.00	0-5
				2639	41080	13.76	14.00	0-5
				2685	41540	13.77	14.00	0-5
			25	2501	39700	13.79	14.00	0-5
				2547	40165	13.90	14.00	0-5
				2593	40620	13.79	14.00	0-5
				2639	41080	13.87	14.00	0-5
				2685	41540	13.90	14.00	0-5
		50RB		2501	39700	13.82	14.00	0-5
				2547	40165	13.88	14.00	0-5
				2593	40620	13.79	14.00	0-5
				2639	41080	13.89	14.00	0-5
				2685	41540	13.73	14.00	0-5

TDD Band 41

BW(MHz)	Modulation	RB Size	RB Offset	Frequency (MHz)	Channel	Conducted power (dBm)	Target Power + Max. Tolerance (dBm)	MPR Allowed per 3GPP(dB)
5	QPSK	1 RB	0	2498.5	39675	18.88	19.00	0
				2547.8	40148	18.72	19.00	0
				2593	40620	18.89	19.00	0
				2640.3	41093	18.82	19.00	0
				2687.5	41565	18.77	19.00	0
			12	2498.5	39675	18.79	19.00	0
				2547.8	40148	18.88	19.00	0
				2593	40620	18.85	19.00	0
				2640.3	41093	18.87	19.00	0
				2687.5	41565	18.72	19.00	0
			24	2498.5	39675	18.90	19.00	0
				2547.8	40148	18.74	19.00	0
				2593	40620	18.87	19.00	0
				2640.3

Head/Body_LAT_ENDC without WLAN

TDD Band 41

BW(MHz)	Modulation	RB Size	RB Offset	Frequency (MHz)	Channel	Conducted power (dBm)	Target Power + Max. Tolerance (dBm)	MPR Allowed per 3GPP(dB)
20	QPSK	1 RB	0	2506	39750	23.66	24.50	0
				2549.5	40185	23.56	24.50	0
				2593	40620	23.65	24.50	0
				2636.5	41055	23.69	24.50	0
				2680	41490	23.72	24.50	0
			50	2506	39750	23.61	24.50	0
				2549.5	40185	23.55	24.50	0
				2593	40620	23.52	24.50	0
				2636.5	41055	23.57	24.50	0
				2680	41490	23.67	24.50	0
			99	2506	39750	23.52	24.50	0
				2549.5	40185	23.46	24.50	0
				2593	40620	23.51	24.50	0
				2636.5	41055	23.51	24.50	0
				2680	41490	23.68	24.50	0
		50 RB	0	2506	39750	22.67	23.50	0-1
				2549.5	40185	22.41	23.50	0-1
				2593	40620	22.59	23.50	0-1
				2636.5	41055	22.45	23.50	0-1
				2680	41490	22.69	23.50	0-1
			25	2506	39750	22.58	23.50	0-1
				2549.5	40185	22.43	23.50	0-1
				2593	40620	22.36	23.50	0-1
				2636.5	41055	22.47	23.50	0-1
				2680	41490	22.55	23.50	0-1
			50	2506	39750	22.65	23.50	0-1
				2549.5	40185	22.39	23.50	0-1
				2593	40620	22.38	23.50	0-1
				2636.5	41055	22.44	23.50	0-1
				2680	41490	22.68	23.50	0-1
		100RB		2506	39750	22.73	23.50	0-1
				2549.5	40185	22.62	23.50	0-1
				2593	40620	22.68	23.50	0-1
				2636.5	41055	22.64	23.50	0-1
				2680	41490	22.67	23.50	0-1
	16-QAM	1 RB	0	2506	39750	22.54	23.50	0-1
				2549.5	40185	22.38	23.50	0-1
				2593	40620	22.58	23.50	0-1
				2636.5	41055	22.57	23.50	0-1
				2680	41490	22.43	23.50	0-1
			50	2506	39750	22.52	23.50	0-1
				2549.5	40185	22.34	23.50	0-1
				2593	40620	22.41	23.50	0-1
				2636.5	41055	22.53	23.50	0-1
				2680	41490	22.56	23.50	0-1
			99	2506	39750	22.41	23.50	0-1
				2549.5	40185	22.26	23.50	0-1
				2593	40620	22.42	23.50	0-1
				2636.5	41055	22.43	23.50	0-1
				2680	41490	22.50	23.50	0-1
		50 RB	0	2506	39750	21.96	22.50	0-2
				2549.5	40185	21.94	22.50	0-2
				2593	40620	21.90	22.50	0-2
				2636.5	41055	21.95	22.50	0-2
				2680	41490	21.96	22.50	0-2
			25	2506	39750	21.94	22.50	0-2
				2549.5	40185	21.98	22.50	0-2
				2593	40620	21.89	22.50	0-2
				2636.5	41055	21.87	22.50	0-2
				2680	41490	21.97	22.50	0-2
			50	2506	39750	21.98	22.50	0-2
				2549.5	40185	21.88	22.50	0-2
				2593	40620	21.86	22.50	0-2
				2636.5	41055	21.96	22.50	0-2
				2680	41490	21.99	22.50	0-2
		100RB		2506	39750	21.95	22.50	0-2
				2549.5	40185	21.87	22.50	0-2
				2593	40620	21.96	22.50	0-2
				2636.5	41055	22.00	22.50	0-2
				2680	41490	21.91	22.50	0-2
	64-QAM	1 RB	0	2506	39750	21.65	22.50	0-2
				2549.5	40185	21.58	22.50	0-2
				2593	40620	21.64	22.50	0-2
				2636.5	41055	21.53	22.50	0-2
				2680	41490	21.52	22.50	0-2
			50	2506	39750	21.67	22.50	0-2
				2549.5	40185	21.57	22.50	0-2
				2593	40620	21.56	22.50	0-2
				2636.5	41055	21.59	22.50	0-2
				2680	41490	21.61	22.50	0-2
			99	2506	39750	21.69	22.50	0-2
				2549.5	40185	21.53	22.50	0-2
				2593	40620	21.65	22.50	0-2
				2636.5	41055	21.53	22.50	0-2
				2680	41490	21.65	22.50	0-2
		50 RB	0	2506	39750	20.67	21.50	0-3
				2549.5	40185	20.57	21.50	0-3
				2593	40620	20.51	21.50	0-3
				2636.5	41055	20.55	21.50	0-3
				2680	41490	20.58	21.50	0-3
			25	2506	39750	20.56	21.50	0-3
				2549.5	40185	20.70	21.50	0-3
				2593	40620	20.61	21.50	0-3
				2636.5	41055	20.54	21.50	0-3
				2680	41490	20.52	21.50	0-3
			50	2506	39750	20.70	21.50	0-3
				2549.5	40185	20.56	21.50	0-3
				2593	40620	20.61	21.50	0-3
				2636.5	41055	20.67	21.50	0-3
				2680	41490	20.58	21.50	0-3
		100RB		2506	39750	20.63	21.50	0-3
				2549.5	40185	20.58	21.50	0-3
				2593	40620	20.64	21.50	0-3
				2636.5	41055	20.61	21.50	0-3
				2680	41490	20.57	21.50	0-3
	256-QAM	1 RB	0	2506	39750	18.56	19.50	0-5
				2549.5	40185	18.67	19.50	0-5
				2593	40620	18.64	19.50	0-5
				2636.5	41055	18.55	19.50	0-5
				2680	41490	18.69	19.50	0-5
			50	2506	39750	18.61	19.50	0-5
				2549.5	40185	18.55	19.50	0-5
				2593	40620	18.60	19.50	0-5
				2636.5	41055	18.64	19.50	0-5
				2680	41490	18.69	19.50	0-5
			99	2506	39750	18.54	19.50	0-5
				2549.5	40185	18.67	19.50	0-5
				2593	40620	18.55	19.50	0-5
				2636.5	41055	18.60	19.50	0-5
				2680	41490	18.69	19.50	0-5
		50 RB	0	2506	39750	18.61	19.50	0-5
				2549.5	40185	18.59	19.50	0-5
				2593	40620	18.67	19.50	0-5
				2636.5	41055	18.69	19.50	0-5
				2680	41490	18.64	19.50	0-5
			25	2506	39750	18.69	19.50	0-5
				2549.5	40185	18.62	19.50	0-5
				2593	40620	18.70	19.50	0-5
				2636.5	41055	18.59	19.50	0-5
				2680	41490	18.61	19.50	0-5
			50	2506	39750	18.58	19.50	0-5
				2549.5	40185	18.61	19.50	0-5
				2593	40620	18.68	19.50	0-5
				2636.5	41055	18.68	19.50	0-5
				2680	41490	18.56	19.50	0-5
		100RB		2506	39750	18.53	19.50	0-5
				2549.5	40185	18.65	19.50	0-5
				2593	40620	18.67	19.50	0-5
				2636.5	41055	18.55	19.50	0-5
				2680	41490	18.62	19.50	0-5

TDD Band 41

BW(MHz)	Modulation	RB Size	RB Offset	Frequency (MHz)	Channel	Conducted power (dBm)	Target Power + Max. Tolerance (dBm)	MPR Allowed per 3GPP(dB)
15	QPSK	1 RB	0	2503.5	39725	23.58	24.50	0
				2548.3	40173	23.42	24.50	0
				2593	40620	23.50	24.50	0
				2637.8	41068	23.50	24.50	0
				2682.5	41515	23.66	24.50	0
			36	2503.5	39725	23.44	24.50	0
				2548.3	40173	23.38	24.50	0
				2593	40620	23.36	24.50	0
				2637.8	41068	23.55	24.50	0
				2682.5	41515	23.64	24.50	0
			74	2503.5	39725	23.33	24.50	0
				2548.3	40173	23.43	24.50	0
				2593	40620	23.46	24.50	0
				2637.8	41068	23.50	24.50	0
				2682.5	41515	23.57	24.50	0
		36 RB	0	2503.5	39725	22.55	23.50	0-1
				2548.3	40173	22.21	23.50	0-1
				2593	40620	22.53	23.50	0-1
				2637.8	41068	22.42	23.50	0-1
				2682.5	41515	22.66	23.50	0-1
			18	2503.5	39725	22.49	23.50	0-1
				2548.3	40173	22.27	23.50	0-1
				2593	40620	22.30	23.50	0-1
				2637.8	41068	22.29	23.50	0-1
				2682.5	41515	22.46	23.50	0-1
			37	2503.5	39725	22.65	23.50	0-1
				2548.3	40173	22.21	23.50	0-1
				2593	40620	22.22	23.50	0-1
				2637.8	41068	22.41	23.50	0-1
				2682.5	41515	22.53	23.50	0-1
		75RB		2503.5	39725	22.71	23.50	0-1
				2548.3	40173	22.47	23.50	0-1
				2593	40620	22.51	23.50	0-1
				2637.8	41068	22.62	23.50	0-1
				2682.5	41515	22.52	23.50	0-1
	16-QAM	1 RB	0	2503.5	39725	22.35	23.50	0-1
				2548.3	40173	22.27	23.50	0-1
				2593	40620	22.56	23.50	0-1
				2637.8	41068	22.41	23.50	0-1
				2682.5	41515	22.60	23.50	0-1
			36	2503.5	39725	22.49	23.50	0-1
				2548.3	40173	22.29	23.50	0-1
				2593	40620	22.20	23.50	0-1
				2637.8	41068	22.41	23.50	0-1
				2682.5	41515	22.37	23.50	0-1
			74	2503.5	39725	22.32	23.50	0-1
				2548.3	40173	22.27	23.50	0-1
				2593	40620	22.33	23.50	0-1
				2637.8	41068	22.37	23.50	0-1
				2682.5	41515	22.37	23.50	0-1
		36 RB	0	2503.5	39725	21.77	22.50	0-2
				2548.3	40173	21.77	22.50	0-2
				2593	40620	21.88	22.50	0-2
				2637.8	41068	21.79	22.50	0-2
				2682.5	41515	21.79	22.50	0-2
			18	2503.5	39725	21.87	22.50	0-2
				2548.3	40173	21.95	22.50	0-2
				2593	40620	21.87	22.50	0-2
				2637.8	41068	21.87	22.50	0-2
				2682.5	41515	21.94	22.50	0-2
			37	2503.5	39725	21.93	22.50	0-2
				2548.3	40173	21.88	22.50	0-2
				2593	40620	21.76	22.50	0-2
				2637.8	41068	21.79	22.50	0-2
				2682.5	41515	21.71	22.50	0-2
		75RB		2503.5	39725	21.93	22.50	0-2
				2548.3	40173	21.68	22.50	0-2
				2593	40620	21.96	22.50	0-2
				2637.8	41068	21.96	22.50	0-2
				2682.5	41515	21.88	22.50	0-2
	64-QAM	1 RB	0	2503.5	39725	21.59	22.50	0-2
				2548.3	40173	21.60	22.50	0-2
				2593	40620	21.57	22.50	0-2
				2637.8	41068	21.70	22.50	0-2
				2682.5	41515	21.64	22.50	0-2
			36	2503.5	39725	21.57	22.50	0-2
				2548.3	40173	21.55	22.50	0-2
				2593	40620	21.55	22.50	0-2
				2637.8	41068	21.56	22.50	0-2
				2682.5	41515	21.67	22.50	0-2
			74	2503.5	39725	21.63	22.50	0-2
				2548.3	40173	21.54	22.50	0-2
				2593	40620	21.53	22.50	0-2
				2637.8	41068	21.53	22.50	0-2
				2682.5	41515	21.59	22.50	0-2
		36 RB	0	2503.5	39725	20.69	21.50	0-3
				2548.3	40173	20.63	21.50	0-3
				2593	40620	20.67	21.50	0-3
				2637.8	41068	20.56	21.50	0-3
				2682.5	41515	20.62	21.50	0-3
			18	2503.5	39725	20.53	21.50	0-3
				2548.3	40173	20.57	21.50	0-3
				2593	40620	20.59	21.50	0-3
				2637.8	41068	20.70	21.50	0-3
				2682.5	41515	20.70	21.50	0-3
			37	2503.5	39725	20.64	21.50	0-3
				2548.3	40173	20.69	21.50	0-3
				2593	40620	20.51	21.50	0-3
				2637.8	41068	20.58	21.50	0-3
				2682.5	41515	20.67	21.50	0-3
		75RB		2503.5	39725	20.64	21.50	0-3
				2548.3	40173	20.56	21.50	0-3
				2593	40620	20.66	21.50	0-3
				2637.8	41068	20.69	21.50	0-3
				2682.5	41515	20.59	21.50	0-3
	256-QAM	1 RB	0	2503.5	39725	18.67	19.50	0-5
				2548.3	40173	18.60	19.50	0-5
				2593	40620	18.66	19.50	0-5
				2637.8	41068	18.64	19.50	0-5
				2682.5	41515	18.62	19.50	0-5
			36	2503.5	39725	18.68	19.50	0-5
				2548.3	40173	18.62	19.50	0-5
				2593	40620	18.65	19.50	0-5
				2637.8	41068	18.70	19.50	0-5
				2682.5	41515	18.59	19.50	0-5
			74	2503.5	39725	18.57	19.50	0-5
				2548.3	40173	18.70	19.50	0-5
				2593	40620	18.57	19.50	0-5
				2637.8	41068	18.64	19.50	0-5
				2682.5	41515	18.63	19.50	0-5
		36 RB	0	2503.5	39725	18.55	19.50	0-5
				2548.3	40173	18.69	19.50	0-5
				2593	40620	18.70	19.50	0-5
				2637.8	41068	18.57	19.50	0-5
				2682.5	41515	18.58	19.50	0-5
			18	2503.5	39725	18.56	19.50	0-5
				2548.3	40173	18.67	19.50	0-5
				2593	40620	18.62	19.50	0-5
				2637.8	41068	18.70	19.50	0-5
				2682.5	41515	18.52	19.50	0-5
			37	2503.5	39725	18.58	19.50	0-5
				2548.3	40173	18.67	19.50	0-5
				2593	40620	18.56	19.50	0-5
				2637.8	41068	18.70	19.50	0-5
				2682.5	41515	18.52	19.50	0-5
		75RB		2503.5	39725	18.58	19.50	0-5
				2548.3	40173	18.67	19.50	0-5
				2593	40620	18.56	19.50	0-5
				2637.8	41068	18.64	19.50	0-5
				2682.5	41515	18.63	19.50	0-5

TDD Band 41

BW(MHz)	Modulation	RB Size	RB Offset	Frequency (MHz)	Channel	Conducted power (dBm)	Target Power + Max. Tolerance (dBm)	MPR Allowed per 3GPP(dB)
10	QPSK	1 RB	0	2501	39700	23.49	24.50	0
				2547	40165	23.37	24.50	0
				2593	40620	23.33	24.50	0
				2639	41080	23.43	24.50	0
				2685	41540	23.59	24.50	0
			25	2501	39700	23.36	24.50	0
				2547	40165	23.29	24.50	0
				2593	40620	23.26	24.50	0
				2639	41080	23.55	24.50	0
				2685	41540	23.50	24.50	0
			49	2501	39700	23.24	24.50	0
				2547	40165	23.32	24.50	0
				2593	40620	23.37	24.50	0
				2639	41080	23.40	24.50	0
				2685	41540	23.47	24.50	0
		25 RB	0	2501	39700	22.55	23.50	0-1
				2547	40165	22.17	23.50	0-1
				2593	40620	22.41	23.50	0-1
				2639	41080	22.34	23.50	0-1
				2685	41540	22.48	23.50	0-1
			12	2501	39700	22.38	23.50	0-1
				2547	40165	22.24	23.50	0-1
				2593	40620	22.24	23.50	0-1
				2639	41080	22.12	23.50	0-1
				2685	41540	22.32	23.50	0-1
			25	2501	39700	22.65	23.50	0-1
				2547	40165	22.18	23.50	0-1
				2593	40620	22.13	23.50	0-1
				2639	41080	22.25	23.50	0-1
				2685	41540	22.46	23.50	0-1
		50RB		2501	39700	22.55	23.50	0-1
				2547	40165	22.28	23.50	0-1
				2593	40620	22.39	23.50	0-1
				2639	41080	22.47	23.50	0-1
				2685	41540	22.45	23.50	0-1
	16-QAM	1 RB	0	2501	39700	22.44	23.50	0-1
				2547	40165	22.17	23.50	0-1
				2593	40620	22.53	23.50	0-1
				2639	41080	22.42	23.50	0-1
				2685	41540	22.60	23.50	0-1
			25	2501	39700	22.50	23.50	0-1
				2547	40165	22.16	23.50	0-1
				2593	40620	22.28	23.50	0-1
				2639	41080	22.34	23.50	0-1
				2685	41540	22.38	23.50	0-1
			49	2501	39700	22.32	23.50	0-1
				2547	40165	22.30	23.50	0-1
				2593	40620	22.27	23.50	0-1
				2639	41080	22.39	23.50	0-1
				2685	41540	22.37	23.50	0-1
		25 RB	0	2501	39700	21.75	22.50	0-2
				2547	40165	21.74	22.50	0-2
				2593	40620	21.71	22.50	0-2
				2639	41080	21.68	22.50	0-2
				2685	41540	21.69	22.50	0-2
			12	2501	39700	21.62	22.50	0-2
				2547	40165	21.67	22.50	0-2
				2593	40620	21.78	22.50	0-2
				2639	41080	21.66	22.50	0-2
				2685	41540	21.77	22.50	0-2
			25	2501	39700	21.77	22.50	0-2
				2547	40165	21.78	22.50	0-2
				2593	40620	21.75	22.50	0-2
				2639	41080	21.60	22.50	0-2
				2685	41540	21.81	22.50	0-2
		50RB		2501	39700	21.93	22.50	0-2
				2547	40165	21.67	22.50	0-2
				2593	40620	21.86	22.50	0-2
				2639	41080	21.84	22.50	0-2
				2685	41540	21.87	22.50	0-2
	64-QAM	1 RB	0	2501	39700	21.67	22.50	0-2
				2547	40165	21.63	22.50	0-2
				2593	40620	21.54	22.50	0-2
				2639	41080	21.64	22.50	0-2
				2685	41540	21.70	22.50	0-2
			25	2501	39700	21.68	22.50	0-2
				2547	40165	21.67	22.50	0-2
				2593	40620	21.61	22.50	0-2
				2639	41080	21.52	22.50	0-2
				2685	41540	21.53	22.50	0-2
			49	2501	39700	21.62	22.50	0-2
				2547	40165	21.67	22.50	0-2
				2593	40620	21.67	22.50	0-2
				2639	41080	21.52	22.50	0-2
				2685	41540	21.56	22.50	0-2
		25 RB	0	2501	39700	20.68	21.50	0-3
				2547	40165	20.57	21.50	0-3
				2593	40620	20.68	21.50	0-3
				2639	41080	20.62	21.50	0-3
				2685	41540	20.65	21.50	0-3
			12	2501	39700	20.63	21.50	0-3
				2547	40165	20.57	21.50	0-3
				2593	40620	20.59	21.50	0-3
				2639	41080	20.60	21.50	0-3
				2685	41540	20.62	21.50	0-3
			25	2501	39700	20.55	21.50	0-3
				2547	40165	20.68	21.50	0-3
				2593	40620	20.61	21.50	0-3
				2639	41080	20.65	21.50	0-3
				2685	41540	20.62	21.50	0-3
		50RB		2501	39700	20.56	21.50	0-3
				2547	40165	20.61	21.50	0-3
				2593	40620	20.67	21.50	0-3
				2639	41080	20.68	21.50	0-3
				2685	41540	20.56	21.50	0-3
	256-QAM	1 RB	0	2501	39700	18.52	19.50	0-5
				2547	40165	18.67	19.50	0-5
				2593	40620	18.53	19.50	0-5
				2639	41080	18.66	19.50	0-5
				2685	41540	18.70	19.50	0-5
			25	2501	39700	18.51	19.50	0-5
				2547	40165	18.65	19.50	0-5
				2593	40620	18.63	19.50	0-5
				2639	41080	18.63	19.50	0-5
				2685	41540	18.69	19.50	0-5
			49	2501	39700	18.56	19.50	0-5
				2547	40165	18.51	19.50	0-5
				2593	40620	18.58	19.50	0-5
				2639	41080	18.66	19.50	0-5
				2685	41540	18.60	19.50	0-5
		25 RB	0	2501	39700	18.66	19.50	0-5
				2547	40165	18.65	19.50	0-5
				2593	40620	18.51	19.50	0-5
				2639	41080	18.52	19.50	0-5
				2685	41540	18.63	19.50	0-5
			12	2501	39700	18.56	19.50	0-5
				2547	40165	18.63	19.50	0-5
				2593	40620	18.54	19.50	0-5
				2639	41080	18.55	19.50	0-5
				2685	41540	18.61	19.50	0-5
			25	2501	39700	18.54	19.50	0-5
				2547	40165	18.53	19.50	0-5
				2593	40620	18.59	19.50	0-5
				2639	41080	18.51	19.50	0-5
				2685	41540	18.64	19.50	0-5
		50RB		2501	39700	18.64	19.50	0-5
				2547	40165	18.62	19.50	0-5
				2593	40620	18.67	19.50	0-5
				2639	41080	18.70	19.50	0-5
				2685	41540	18.52	19.50	0-5

TDD Band 41

BW(MHz)	Modulation	RB Size	RB Offset	Frequency (MHz)	Channel	Conducted power (dBm)	Target Power + Max. Tolerance (dBm)	MPR Allowed per 3GPP(dB)
5	QPSK	1 RB	0	2498.5	39675	23.49	24.50	0
				2547.8	40148	23.37	24.50	0
				2593	40620	23.18	24.50	0
				2640.3	41093	23.29	24.50	0
				2687.5	41565	23.59	24.50	0
			12	2498.5	39675	23.22	24.50	0
				2547.8	40148	23.12	24.50	0
				2593	40620	23.13	24.50	0
				2640.3	41093	23.49	24.50	0
				2687.5	41565	23.34	24.50	0
			24	2498.5	39675	23.18	24.50	0
				2547.8	40148	23.26	24.50	0
				2593	40620	23.22	24.50	0
				2640.3	41

Intra-Band ULCA power table (Reduced power)

UL 2CA_Reduced Power

CA_5B														
Combination 50RB + 50RB (10MHz + 10MHz)														
PCC						SCC						MPR (dB)	UL CA power	
Bandwidth [MHz]	Modulation	Frequency [MHz]	Channel	RB size	RB Offset	Bandwidth [MHz]	Modulation	Frequency [MHz]	Channel	RB size	RB Offset		Measured (dBm)	Tune-up limit (dBm)
10	QPSK	829	20450	1	49	10	QPSK	838.9	20549	1	0	0	20.77	21.00
10	QPSK	844	20600	1	0	10	QPSK	834.1	20501	1	49	0	20.75	21.00

CA_5B														
Combination 50RB + 25RB (10MHz + 5MHz)														
PCC						SCC						MPR (dB)	UL CA power	
Bandwidth [MHz]	Modulation	Frequency [MHz]	Channel	RB size	RB Offset	Bandwidth [MHz]	Modulation	Frequency [MHz]	Channel	RB size	RB Offset		Measured (dBm)	Tune-up limit (dBm)
10	QPSK	829	20450	1	0	5	QPSK	836.2	20522	1	49	0	20.72	21.00

Unless otherwise stated the results shown in this test report refer only to the sample(s) tested and such sample(s) are retained for 90 days only.
除非另有說明，此報告結果僅對測試之樣品負責，同時此樣品僅保留90天。本報告未經本公司書面許可，不可部份複製。
This document is issued by the Company subject to its General Conditions of Service printed overleaf, available on request or accessible at http://www.sgs.com.tw/Terms-and-Conditions and for electronic format documents, subject to Terms and Conditions for Electronic Documents at http://www.sgs.com.tw/Terms-and-Conditions. Attention is drawn to the limitation of liability, indemnification and jurisdiction issues defined therein. Any holder of this document is advised that information contained hereon reflects the Company's findings at the time of its intervention only and within the limits of Client's instructions, if any. The Company's sole responsibility is to its Client and this document does not exonerate parties to a transaction from exercising all their rights and obligations under the transaction documents. This document cannot be reproduced except in full, without prior written approval of the Company. Any unauthorized alteration, forgery or falsification of the content or appearance of this document is unlawful and offenders may be prosecuted to the fullest extent of the law.

5G NR power table (Reduced power)

5G NR n41 power table:

n41_30kHz
Hotspot_LAT_calling & normal

BW(MHz)	Modulation	RB Size	RB Offset	SC Based n41 Frequency (MHz)	Channel	Conducted Power (dBm)	Target Power Tolerance (dBm)	MPR Downscale (SCPTUM)
40	CP-OFDM QPSK	1	0	2498.010	509004	22.47	22.00	0
				2500.010	509054	22.49	22.00	0
				2502.000	509104	22.51	22.00	0
			137	2498.010	509004	22.50	22.00	0
				2500.010	509054	22.52	22.00	0
				2502.000	509104	22.54	22.00	0
			272	2498.010	509004	22.51	22.00	0
				2500.010	509054	22.53	22.00	0
				2502.000	509104	22.55	22.00	0
		135	0	2498.010	509004	22.51	22.00	0
				2500.010	509054	22.53	22.00	0
				2502.000	509104	22.55	22.00	0
			68	2498.010	509004	22.51	22.00	0
				2500.010	509054	22.53	22.00	0
				2502.000	509104	22.55	22.00	0
			136	2498.010	509004	22.49	22.00	0
				2500.010	509054	22.51	22.00	0
				2502.000	509104	22.53	22.00	0
		270	0	2498.010	509004	22.51	22.00	0.5
				2500.010	509054	22.53	22.00	0.5
				2502.000	509104	22.55	22.00	0.5
	DFT-s-OFDM QPSK	1	0	2498.010	509004	22.47	22.00	0
				2500.010	509054	22.49	22.00	0
				2502.000	509104	22.51	22.00	0
			137	2498.010	509004	22.50	22.00	0
				2500.010	509054	22.52	22.00	0
				2502.000	509104	22.54	22.00	0
			272	2498.010	509004	22.51	22.00	0
				2500.010	509054	22.53	22.00	0
				2502.000	509104	22.55	22.00	0
		135	0	2498.010	509004	22.51	22.00	0
				2500.010	509054	22.53	22.00	0
				2502.000	509104	22.55	22.00	0
			68	2498.010	509004	22.51	22.00	0
				2500.010	509054	22.53	22.00	0
				2502.000	509104	22.55	22.00	0
			136	2498.010	509004	22.49	22.00	0
				2500.010	509054	22.51	22.00	0
				2502.000	509104	22.53	22.00	0
		270	0	2498.010	509004	22.51	22.00	0.5
				2500.010	509054	22.53	22.00	0.5
				2502.000	509104	22.55	22.00	0.5
	DFT-s-OFDM QAM64	1	1	2498.010	509004	22.47	22.00	0
				2500.010	509054	22.49	22.00	0
				2502.000	509104	22.51	22.00	0
	CP-OFDM QPSK	1	1	2498.010	509004	22.47	22.00	0.5
				2500.010	509054	22.49	22.00	0.5
				2502.000	509104	22.51	22.00	0.5

BW(MHz)	Modulation	RB Size	RB Offset	SC Based n41 Frequency (MHz)	Channel	Conducted Power (dBm)	Target Power Tolerance (dBm)	MPR Downscale (SCPTUM)
50	CP-OFDM QPSK	1	0	2498.010	509004	22.47	22.00	0
				2500.010	509054	22.49	22.00	0
				2502.000	509104	22.51	22.00	0
			137	2498.010	509004	22.50	22.00	0
				2500.010	509054	22.52	22.00	0
				2502.000	509104	22.54	22.00	0
			272	2498.010	509004	22.51	22.00	0
				2500.010	509054	22.53	22.00	0
				2502.000	509104	22.55	22.00	0
		135	0	2498.010	509004	22.51	22.00	0
				2500.010	509054	22.53	22.00	0
				2502.000	509104	22.55	22.00	0
			68	2498.010	509004	22.51	22.00	0
				2500.010	509054	22.53	22.00	0
				2502.000	509104	22.55	22.00	0
			136	2498.010	509004	22.49	22.00	0
				2500.010	509054	22.51	22.00	0
				2502.000	509104	22.53	22.00	0
		270	0	2498.010	509004	22.51	22.00	0.5
				2500.010	509054	22.53	22.00	0.5
				2502.000	509104	22.55	22.00	0.5
	DFT-s-OFDM QPSK	1	0	2498.010	509004	22.47	22.00	0
				2500.010	509054	22.49	22.00	0
				2502.000	509104	22.51	22.00	0
			137	2498.010	509004	22.50	22.00	0
				2500.010	509054	22.52	22.00	0
				2502.000	509104	22.54	22.00	0
			272	2498.010	509004	22.51	22.00	0
				2500.010	509054	22.53	22.00	0
				2502.000	509104	22.55	22.00	0
		135	0	2498.010	509004	22.51	22.00	0
				2500.010	509054	22.53	22.00	0
				2502.000	509104	22.55	22.00	0
			68	2498.010	509004	22.51	22.00	0
				2500.010	509054	22.53	22.00	0
				2502.000	509104	22.55	22.00	0
			136	2498.010	509004	22.49	22.00	0
				2500.010	509054	22.51	22.00	0
				2502.000	509104	22.53	22.00	0
		270	0	2498.010	509004	22.51	22.00	0.5
				2500.010	509054	22.53	22.00	0.5
				2502.000	509104	22.55	22.00	0.5
	DFT-s-OFDM QAM64	1	1	2498.010	509004	22.47	22.00	0
				2500.010	509054	22.49	22.00	0
				2502.000	509104	22.51	22.00	0
	CP-OFDM QPSK	1	1	2498.010	509004	22.47	22.00	0.5
				2500.010	509054	22.49	22.00	0.5
				2502.000	509104	22.51	22.00	0.5

BW(MHz)	Modulation	RB Size	RB Offset	SC Based n41 Frequency (MHz)	Channel	Conducted Power (dBm)	Target Power Tolerance (dBm)	MPR Downscale (SCPTUM)
60	CP-OFDM QPSK	1	0	2498.010	509004	22.47	22.00	0
				2500.010	509054	22.49	22.00	0
				2502.000	509104	22.51	22.00	0
			137	2498.010	509004	22.50	22.00	0
				2500.010	509054	22.52	22.00	0
				2502.000	509104	22.54	22.00	0
			272	2498.010	509004	22.51	22.00	0
				2500.010	509054	22.53	22.00	0
				2502.000	509104	22.55	22.00	0
		135	0	2498.010	509004	22.51	22.00	0
				2500.010	509054	22.53	22.00	0
				2502.000	509104	22.55	22.00	0
			68	2498.010	509004	22.51	22.00	0
				2500.010	509054	22.53	22.00	0
				2502.000	509104	22.55	22.00	0
			136	2498.010	509004	22.49	22.00	0
				2500.010	509054	22.51	22.00	0
				2502.000	509104	22.53	22.00	0
		270	0	2498.010	509004	22.51	22.00	0.5
				2500.010	509054	22.53	22.00	0.5
				2502.000	509104	22.55	22.00	0.5
	DFT-s-OFDM QPSK	1	0	2498.010	509004	22.47	22.00	0
				2500.010	509054	22.49	22.00	0
				2502.000	509104	22.51	22.00	0
			137	2498.010	509004	22.50	22.00	0
				2500.010	509054	22.52	22.00	0
				2502.000	509104	22.54	22.00	0
			272	2498.010	509004	22.51	22.00	0
				2500.010	509054	22.53	22.00	0
				2502.000	509104	22.55	22.00	0
		135	0	2498.010	509004	22.51	22.00	0
				2500.010	509054	22.53	22.00	0
				2502.000	509104	22.55	22.00	0
			68	2498.010	509004	22.51	22.00	0
				2500.010	509054	22.53	22.00	0
				2502.000	509104	22.55	22.00	0
			136	2498.010	509004	22.49	22.00	0
				2500.010	509054	22.51	22.00	0
				2502.000	509104	22.53	22.00	0
		270	0	2498.010	509004	22.51	22.00	0.5
				2500.010	509054	22.53	22.00	0.5
				2502.000	509104	22.55	22.00	0.5
	DFT-s-OFDM QAM64	1	1	2498.010	509004	22.47	22.00	0
				2500.010	509054	22.49	22.00	0
				2502.000	509104	22.51	22.00	0
	CP-OFDM QPSK	1	1	2498.010	509004	22.47	22.00	0.5
				2500.010	509054	22.49	22.00	0.5
				2502.000	509104	22.51	22.00	0.5

BW(MHz)	Modulation	RB Size	RB Offset	SC Based n41 Frequency (MHz)	Channel	Conducted Power (dBm)	Target Power Tolerance (dBm)	MPR Downscale (SCPTUM)
50	CP-OFDM QPSK	1	0	2498.010	509004	22.47	22.00	0
				2500.010	509054	22.49	22.00	0
				2502.000	509104	22.51	22.00	0
			137	2498.010	509004	22.50	22.00	0
				2500.010	509054	22.52	22.00	0
				2502.000	509104	22.54	22.00	0
			272	2498.010	509004	22.51	22.00	0
				2500.010	509054	22.53	22.00	0
				2502.000	509104	22.55	22.00	0
		135	0	2498.010	509004	22.51	22.00	0
				2500.010	509054	22.53	22.00	0
				2502.000	509104	22.55	22.00	0
			68	2498.010	509004	22.51	22.00	0
				2500.010	509054	22.53	22.00	0
				2502.000	509104	22.55	22.00	0
			136	2498.010	509004	22.49	22.00	0
				2500.010	509054	22.51	22.00	0
				2502.000	509104	22.53	22.00	0
		270	0	2498.010	509004	22.51	22.00	0.5
				2500.010	509054	22.53	22.00	0.5
				2502.000	509104	22.55	22.00	0.5
	DFT-s-OFDM QPSK	1	0	2498.010	509004	22.47	22.00	0
				2500.010	509054	22.49	22.00	0
				2502.000	509104	22.51	22.00	0
			137	2498.010	509004	22.50	22.00	0
				2500.010	509054	22.52	22.00	0
				2502.000	509104	22.54	22.00	0
			272	2498.010	509004	22.51	22.00	0
				2500.010	509054	22.53	22.00	0
				2502.000	509104	22.55	22.00	0
		135	0	2498.010	509004	22.51	22.00	0
				2500.010	509054	22.53	22.00	0
				2502.000	509104	22.55	22.00	0
			68	2498.010	509004	22.51	22.00	0
				2500.010	509054	22.53	22.00	0
				2502.000	509104	22.55	22.00	0
			136	2498.010	509004	22.49	22.00	0
				2500.010	509054	22.51	22.00	0
				2502.000	509104	22.53	22.00	0
		270	0	2498.010	509004	22.51	22.00	0.5
				2500.010	509054	22.53	22.00	0.5
				2502.000	509104	22.55	22.00	0.5
	DFT-s-OFDM QAM64	1	1	2498.010	509004	22.47	22.00	0
				2500.010	509054	22.49	22.00	0
				2502.000	509104	22.51	22.00	0
	CP-OFDM QPSK	1	1	2498.010	509004	22.47	22.00	0.5
				2500.010	509054	22.49	22.00	0.5
				2502.000	509104	22.51	22.00	0.5

BW(MHz)	Modulation	RB Size	RB Offset	SC Based n41 Frequency (MHz)	Channel	Conducted Power (dBm)	Target Power Tolerance (dBm)	MPR Downscale (SCPTUM)
40	CP-OFDM QPSK	1	0	2498.010	509004	22.47	22.00	0
				2500.010	509054	22.49	22.00	0
				2502.000	509104	22.51	22.00	0
			137	2498.010	509004	22.50	22.00	0
				2500.010	509054	22.52	22.00	0
				2502.000	509104	22.54	22.00	0
			272	2498.010	509004	22.51	22.00	0
				2500.010	509054	22.53	22.00	0
				2502.000	509104	22.55	22.00	0
		135	0	2498.010	509004	22.51	22.00	0
				2500.010	509054	22.53	22.00	0
				2502.000	509104	22.55	22.00	0
			68	2498.010	509004	22.51	22.00	0
				2500.010	509054	22.53	22.00	0
				2502.000	509104	22.55	22.00	0
			136	2498.010	509004	22.49	22.00	0
				2500.010	509054	22.51	22.00	0
				2502.000	509104	22.53	22.00	0
		270	0	2498.010	509004	22.51	22.00	0.5
				2500.010	509054	22.53	22.00	0.5
				2502.000	509104	22.55	22.00	0.5
	DFT-s-OFDM QPSK	1	0	2498.010	509004	22.47	22.00	0
				2500.010	509054	22.49	22.00	0
				2502.000	509104	22.51	22.00	0
			137	2498.010	509004	22.50	22.00	0
				2500.010	509054	22.52	22.00	0
				2502.000	509104	22.54	22.00	0
			272	2498.010	509004	22.51	22.00	0
				2500.010	509054	22.53	22.00	0
				2502.000	509104	22.55	22.00	0
		135	0	2498.010	509004	22.51	22.00	0
				2500.010	509054	22.53	22.00	0
				2502.000	509104	22.55	22.00	0
			68	2498.010	509004	22.51	22.00	0
				2500.010	509054	22.53	22.00	0
				2502.000	509104	22.55	22.00	0
			136	2498.010	509004	22.49	22.00	0
				2500.010	509054	22.51	22.00	0
				2502.000	509104	22.53	22.00	0
		270	0	2498.010	509004	22.51	22.00	0.5
				2500.010	509054	22.53	22.00	0.5
				2502.000	509104	22.55	22.00	0.5
	DFT-s-OFDM QAM64	1	1	2498.010	509004	22.47	22.00	0
				2500.010	509054	22.49	22.00	0
				2502.000	509104	22.51	22.00	0
	CP-OFDM QPSK	1	1	2498.010	509004	22.47	22.00	0.5
				2500.010	509054	22.49	22.00	0.5
				2502.000	509104	22.51	22.00	0.5

BW(MHz)	Modulation	RB Size	RB Offset	SC Based n41 Frequency (MHz)	Channel	Conducted Power (dBm)	Target Power Tolerance (dBm)	MPR Downscale (SCPTUM)
30	CP-OFDM QPSK	1	0	2498.010	509004	22.47	22.00	0
				2500.010	509054	22.49	22.00	0
				2502.000	509104	22.51	22.00	0
			137	2498.010	509004	22.50	22.00	0
				2500.010	509054	22.52	22.00	0
				2502.000	509104	22.54	22.00	0
			272	2498.010	509004	22.51	22.00	0
				2500.010	509054	22.53	22.00	0
				2502.000	509104	22.55	22.00	0
		135	0	2498.010	509004	22.51	22.00	0
				2500.010	509054	22.53	22.00	0
				2502.000	509104	22.55	22.00	0
			68	2498.010	509004	22.51	22.00	0
				2500.010	509054	22.53	22.00	0
				2502.000	509104	22.55	22.00	0
			136	2498.010	509004	22.49	22.00	0
				2500.010	509054	22.51	22.00	0
				2502.000	509104	22.53	22.00	0
		270	0	2498.010	509004	22.51	22.00	0.5
				2500.010	509054	22.53	22.00	0.5
				2502.000	509104	22.55	22.00	0.5
	DFT-s-OFDM QPSK	1	0	2498.010	509004	22.47	22.00	0
				2500.010	509054	22.49	22.00	0
				2502.000	509104	22.51	22.00	0
			137	2498.010	509004	22.50	22.00	0
				2500.010	509054	22.52	22.00	0
				2502.000	509104	22.54	22.00	0
			272	2498.010	509004	22.51	22.00	0
				2500.010	509054	22.53	22.00	0
				2502.000	509104	22.55	22.00	0
		135	0	2498.010	509004	22.51	22.00	0
				2500.010	509054	22.53	22.00	0
				2502.000	509104	22.55	22.00	0
			68	2498.010	509004	22.51	22.00	0
				2500.010	509054	22.53	22.00	0
				2502.000	509104	22.55	22.00	0
			136	2498.010	509004	22.49	22.00	0
				2500.010	509054	22.51	22.00	0
				2502.000	509104	22.53	22.00	0
		270	0	2498.010	509004	22.51	22.00	0.5
				2500.010	509054	22.53	22.00	0.5
				2502.000	509104	22.55	22.00	0.5
	DFT-s-OFDM QAM64	1	1	2498.010	509004	22.47	22.00	0
				2500.010	509054	22.49	22.00	0
				2502.000	509104	22.51	22.00	0
	CP-OFDM QPSK	1	1	2498.010	509004	22.47	22.00	0.5
				2500.010	509054	22.49	22.00	0.5
				2502.000	509104	22.51	22.00	0.5

Hotspot_LAT_camera & Head_LAT_ENDC witg WLAN Calling & Hotspot_LAT_ENDC with Calling&Normal

BW(MHz)	Modulation	RB Size	RB Offset	SC Based n41 Frequency (MHz)	Channel	Conducted Power (dBm)	Target Power Tolerance (dBm)	MPR Downscale (SCPTUM)
40	CP-OFDM QPSK	1	0	2498.010	509004	22.47	22.00	0
				2500.010	509054	22.49	22.00	0
				2502.000	509104	22.51	22.00	0
			137	2498.010	509004	22.50	22.00	0
				2500.010	509054	22.52	22.00	0
				2502.000	509104	22.54	22.00	0
			272	2498.010	509004	22.51	22.00	0
				2500.010	509054	22.53	22.00	0
				2502.000	509104	22.55	22.00	0
		135	0	2498.010	509004	22.51	22.00	0
				2500.010	509054	22.53	22.00	0
				2502.000	509104	22.55	22.00	0
			68	2498.010	509004	22.51	22.00	0
				2500.010	509054	22.53	22.00	0
				2502.000	509104	22.55	22.00	0
			136	2498.010	509004	22.49	22.00	0
				2500.010	509054	22.51	22.00	0
				2502.000	509104	22.53	22.00	0
		270	0	2498.010	509004	22.51	22.00	0.5
				2500.010	509054	22.53	22.00	0.5
				2502.000	509104	22.55	22.00	0.5
	DFT-s-OFDM QPSK	1	0	2498.010	509004	22.47	22.00	0
				2500.010	509054	22.49	22.00	0
				2502.000	509104	22.51	22.00	0
			137	2498.010	509004	22.50	22.00	0
				2500.010	509054	22.52	22.00	0
				2502.000	509104	22.54	22.00	0
			272	2498.010	509004	22.51	22.00	0
				2500.010	509054	22.53	22.00	0
				2502.000	509104	22.55	22.00	0
		135	0	2498.010	509004	22.51	22.00	0
				2500.010	509054	22.53	22.00	0
				2502.000	509104	22.55	22.00	0
			68	2498.010	509004	22.51	22.00	0
				2500.010	509054	22.53	22.00	0
				2502.000	509104	22.55	22.00	0
			136	2498.010	509004	22.49	22.00	0
				2500.010	509054	22.51	22.00	0
				2502.000	509104	22.53	22.00	0
		270	0	2498.010	509004	22.51	22.00	0.5
				2500.010	509054	22.53	22.00	0.5
				2502.000	509104	22.55	22.00	0.5
	DFT-s-OFDM QAM64	1	1	2498.010	509004	22.47	22.00	0
				2500.010	509054	22.49	22.00	0
				2502.000	509104	22.51	22.00	0
	CP-OFDM QPSK	1	1	2498.010	509004	22.47	22.00	0.5
				2500.010	509054	22.49	22.00	0.5
				2502.000	509104	22.51	22.00	0.5

BW(MHz)	Modulation	RB Size	RB Offset	SC Based n41 Frequency (MHz)	Channel	Conducted Power (dBm)	Target Power Tolerance (dBm)	MPR Downscale (SCPTUM)
50	CP-OFDM QPSK	1	0	2498.010	509004	22.47	22.00	0
				2500.010	509054	22.49	22.00	0
				2502.000	509104	22.51	22.00	0
			137	2498.010	509004	22.50	22.00	0
				2500.010	509054	22.52	22.00	0
				2502.000	509104	22.54	22.00	0
			272	2498.010	509004	22.51	22.00	0
				2500.010	509054	22.53	22.00	0
				2502.000	509104	22.55	22.00	0
		135	0	2498.010	509004	22.51	22.00	0
				2500.010	509054	22.53	22.00	0
				2502.000	509104	22.55	22.00	0
			68	2498.010	509004	22.51	22.00	0
				2500.010	509054	22.53	22.00	0
				2502.000	509104	22.55	22.00	0
			136	2498.010	509004	22.49	22.00	0
				2500.010	509054	22.51	22.00	0
				2502.000	509104	22.53	22.00	0
		270	0	2498.010	509004	22.51	22.00	0.5
				2500.010	509054	22.53	22.00	0.5
				2502.000	509104	22.55	22.00	0.5
	DFT-s-OFDM QPSK	1	0	2498.010	509004	22.47	22.00	0
				2500.010	509054	22.49	22.00	0
				2502.000	509104	22.51	22.00	0
			137	2498.010	509004	22.50	22.00	0
				2500.010	509054	22.52	22.00	0
				2502.000	509104	22.54	22.00	0
			272	2498.010	509004	22.51	22.00	0
				2500.010	509054	22.53	22.00	0
				2502.000	509104	22.55	22.00	0
		135	0	2498.010	509004	22.51	22.00	0
				2500.010	509054	22.53	22.00	0
				2502.000	509104	22.55	22.00	0
			68	2498.010	509004	22.51	22.00	0
				2500.010	509054	22.53	22.00	0
				2502.000	509104	22.55	22.00	0
			136	2498.010	509004	22.49	22.00	0
				2500.010	509054	22.51	22.00	0
				2502.000	509104	22.53	22.00	0
		270	0	2498.010	509004	22.51	22.00	0.5
				2500.010	509054	22.53	22.00	0.5
				2502.000	509104	22.55	22.00	0.5
	DFT-s-OFDM QAM64	1	1	2498.010	509004	22.47	22.00	0
				2500.010	509054	22.49	22.00	0
				2502.000	509104	22.51	22.00	0
	CP-OFDM QPSK	1	1	2498.010	509004	22.47	22.00	0.5
				2500.010	509054	22.49	22.00	0.5
				2502.000	509104	22.51	22.00	0.5

BW(MHz)	Modulation	RB Size	RB Offset	SC Based n41 Frequency (MHz)	Channel	Conducted Power (dBm)	Target Power Tolerance (dBm)	MPR Downscale (SCPTUM)
60	CP-OFDM QPSK	1	0	2498.010	509004	22.47	22.00	0
				2500.010	509054	22.49	22.00	0
				2502.000	509104	22.51	22.00	0
			137	2498.010	509004	22.50	22.00	0
				2500.010	509054	22.52	22.00	0
				2502.000	509104	22.54	22.00	0
			272	2498.010	509004	22.51	22.00	0
				2500.010	509054	22.53	22.00	0
				2502.000	509104	22.55	22.00	0
		135	0	2498.010	509004	22.51	22.00	0
				2500.010	509054	22.53	22.00	0
				2502.000	509104	22.55	22.00	0
			68	2498.010	509004	22.51	22.00	0
				2500.010	509054	22.53	22.00	0
				2502.000	509104	22.55	22.00	0
			136	2498.010	509004	22.49	22.00	0
				2500.010	509054	22.51	22.00	0
				2502.000	509104

Hotspot_LAT_Gaming

BW(MHz)	Modulation	RB Size	RB Offset	Frequency (MHz)	Channel	Conducted power (dBm)	Target Power Max Tolerance (dBm)	MPR (Power per DUT)(dB)
100	CP-OFDM	1	0	2402.00	138000	22.17	22.00	0.00
				2440.00	140000	22.19	22.00	0.00
				2480.00	142000	22.19	22.00	0.00
			107	2402.00	138000	22.17	22.00	0.00
				2440.00	140000	22.19	22.00	0.00
				2480.00	142000	22.19	22.00	0.00
			272	2402.00	138000	22.17	22.00	0.00
				2440.00	140000	22.19	22.00	0.00
				2480.00	142000	22.19	22.00	0.00
		135	0	2402.00	138000	22.19	22.00	0.00
				2440.00	140000	22.19	22.00	0.00
				2480.00	142000	22.19	22.00	0.00
			65	2402.00	138000	22.17	22.00	0.00
				2440.00	140000	22.19	22.00	0.00
				2480.00	142000	22.19	22.00	0.00
			135	2402.00	138000	22.17	22.00	0.00
				2440.00	140000	22.19	22.00	0.00
				2480.00	142000	22.19	22.00	0.00
		270	0	2402.00	138000	22.19	22.00	0.00
				2440.00	140000	22.19	22.00	0.00
				2480.00	142000	22.19	22.00	0.00
	DFT-s-OFDM	1	0	2402.00	138000	22.17	22.00	0.00
				2440.00	140000	22.19	22.00	0.00
				2480.00	142000	22.19	22.00	0.00
			107	2402.00	138000	22.17	22.00	0.00
				2440.00	140000	22.19	22.00	0.00
				2480.00	142000	22.19	22.00	0.00
			272	2402.00	138000	22.17	22.00	0.00
				2440.00	140000	22.19	22.00	0.00
				2480.00	142000	22.19	22.00	0.00
		135	0	2402.00	138000	22.19	22.00	0.00
				2440.00	140000	22.19	22.00	0.00
				2480.00	142000	22.19	22.00	0.00
			68	2402.00	138000	22.17	22.00	0.00
				2440.00	140000	22.19	22.00	0.00
				2480.00	142000	22.19	22.00	0.00
			135	2402.00	138000	22.17	22.00	0.00
				2440.00	140000	22.19	22.00	0.00
				2480.00	142000	22.19	22.00	0.00
		270	0	2402.00	138000	22.19	22.00	0.00
				2440.00	140000	22.19	22.00	0.00
				2480.00	142000	22.19	22.00	0.00
	DFT-s-OFDM 16QAM	1	0	2402.00	138000	22.17	22.00	0.00
				2440.00	140000	22.19	22.00	0.00
				2480.00	142000	22.19	22.00	0.00
	CP-OFDM QPSK	1	0	2402.00	138000	22.17	22.00	0.00
				2440.00	140000	22.19	22.00	0.00
				2480.00	142000	22.19	22.00	0.00

BW(MHz)	Modulation	RB Size	RB Offset	Frequency (MHz)	Channel	Conducted power (dBm)	Target Power Max Tolerance (dBm)	MPR (Power per DUT)(dB)
80	DFT-s-OFDM QPSK	1	0	2402.00	138000	22.17	22.00	0.00
				2440.00	140000	22.19	22.00	0.00
				2480.00	142000	22.19	22.00	0.00
			107	2402.00	138000	22.17	22.00	0.00
				2440.00	140000	22.19	22.00	0.00
				2480.00	142000	22.19	22.00	0.00
			272	2402.00	138000	22.17	22.00	0.00
				2440.00	140000	22.19	22.00	0.00
				2480.00	142000	22.19	22.00	0.00
		135	0	2402.00	138000	22.19	22.00	0.00
				2440.00	140000	22.19	22.00	0.00
				2480.00	142000	22.19	22.00	0.00
			68	2402.00	138000	22.17	22.00	0.00
				2440.00	140000	22.19	22.00	0.00
				2480.00	142000	22.19	22.00	0.00
			135	2402.00	138000	22.17	22.00	0.00
				2440.00	140000	22.19	22.00	0.00
				2480.00	142000	22.19	22.00	0.00
		270	0	2402.00	138000	22.19	22.00	0.00
				2440.00	140000	22.19	22.00	0.00
				2480.00	142000	22.19	22.00	0.00
	DFT-s-OFDM 16QAM	1	0	2402.00	138000	22.17	22.00	0.00
				2440.00	140000	22.19	22.00	0.00
				2480.00	142000	22.19	22.00	0.00
	CP-OFDM QPSK	1	0	2402.00	138000	22.17	22.00	0.00
				2440.00	140000	22.19	22.00	0.00
				2480.00	142000	22.19	22.00	0.00

BW(MHz)	Modulation	RB Size	RB Offset	Frequency (MHz)	Channel	Conducted power (dBm)	Target Power Max Tolerance (dBm)	MPR (Power per DUT)(dB)
60	DFT-s-OFDM QPSK	1	0	2402.00	138000	22.17	22.00	0.00
				2440.00	140000	22.19	22.00	0.00
				2480.00	142000	22.19	22.00	0.00
			107	2402.00	138000	22.17	22.00	0.00
				2440.00	140000	22.19	22.00	0.00
				2480.00	142000	22.19	22.00	0.00
			272	2402.00	138000	22.17	22.00	0.00
				2440.00	140000	22.19	22.00	0.00
				2480.00	142000	22.19	22.00	0.00
		135	0	2402.00	138000	22.19	22.00	0.00
				2440.00	140000	22.19	22.00	0.00
				2480.00	142000	22.19	22.00	0.00
			68	2402.00	138000	22.17	22.00	0.00
				2440.00	140000	22.19	22.00	0.00
				2480.00	142000	22.19	22.00	0.00
			135	2402.00	138000	22.17	22.00	0.00
				2440.00	140000	22.19	22.00	0.00
				2480.00	142000	22.19	22.00	0.00
		270	0	2402.00	138000	22.19	22.00	0.00
				2440.00	140000	22.19	22.00	0.00
				2480.00	142000	22.19	22.00	0.00
	DFT-s-OFDM 16QAM	1	0	2402.00	138000	22.17	22.00	0.00
				2440.00	140000	22.19	22.00	0.00
				2480.00	142000	22.19	22.00	0.00
	CP-OFDM QPSK	1	0	2402.00	138000	22.17	22.00	0.00
				2440.00	140000	22.19	22.00	0.00
				2480.00	142000	22.19	22.00	0.00

BW(MHz)	Modulation	RB Size	RB Offset	Frequency (MHz)	Channel	Conducted power (dBm)	Target Power Max Tolerance (dBm)	MPR (Power per DUT)(dB)
40	DFT-s-OFDM QPSK	1	0	2402.00	138000	22.17	22.00	0.00
				2440.00	140000	22.19	22.00	0.00
				2480.00	142000	22.19	22.00	0.00
			107	2402.00	138000	22.17	22.00	0.00
				2440.00	140000	22.19	22.00	0.00
				2480.00	142000	22.19	22.00	0.00
			272	2402.00	138000	22.17	22.00	0.00
				2440.00	140000	22.19	22.00	0.00
				2480.00	142000	22.19	22.00	0.00
		135	0	2402.00	138000	22.19	22.00	0.00
				2440.00	140000	22.19	22.00	0.00
				2480.00	142000	22.19	22.00	0.00
			68	2402.00	138000	22.17	22.00	0.00
				2440.00	140000	22.19	22.00	0.00
				2480.00	142000	22.19	22.00	0.00
			135	2402.00	138000	22.17	22.00	0.00
				2440.00	140000	22.19	22.00	0.00
				2480.00	142000	22.19	22.00	0.00
		270	0	2402.00	138000	22.19	22.00	0.00
				2440.00	140000	22.19	22.00	0.00
				2480.00	142000	22.19	22.00	0.00
	DFT-s-OFDM 16QAM	1	0	2402.00	138000	22.17	22.00	0.00
				2440.00	140000	22.19	22.00	0.00
				2480.00	142000	22.19	22.00	0.00
	CP-OFDM QPSK	1	0	2402.00	138000	22.17	22.00	0.00
				2440.00	140000	22.19	22.00	0.00
				2480.00	142000	22.19	22.00	0.00

BW(MHz)	Modulation	RB Size	RB Offset	Frequency (MHz)	Channel	Conducted power (dBm)	Target Power Max Tolerance (dBm)	MPR (Power per DUT)(dB)
30	DFT-s-OFDM QPSK	1	0	2402.00	138000	22.17	22.00	0.00
				2440.00	140000	22.19	22.00	0.00
				2480.00	142000	22.19	22.00	0.00
			107	2402.00	138000	22.17	22.00	0.00
				2440.00	140000	22.19	22.00	0.00
				2480.00	142000	22.19	22.00	0.00
			272	2402.00	138000	22.17	22.00	0.00
				2440.00	140000	22.19	22.00	0.00
				2480.00	142000	22.19	22.00	0.00
		135	0	2402.00	138000	22.19	22.00	0.00
				2440.00	140000	22.19	22.00	0.00
				2480.00	142000	22.19	22.00	0.00
			68	2402.00	138000	22.17	22.00	0.00
				2440.00	140000	22.19	22.00	0.00
				2480.00	142000	22.19	22.00	0.00
			135	2402.00	138000	22.17	22.00	0.00
				2440.00	140000	22.19	22.00	0.00
				2480.00	142000	22.19	22.00	0.00
		270	0	2402.00	138000	22.19	22.00	0.00
				2440.00	140000	22.19	22.00	0.00
				2480.00	142000	22.19	22.00	0.00
	DFT-s-OFDM 16QAM	1	0	2402.00	138000	22.17	22.00	0.00
				2440.00	140000	22.19	22.00	0.00
				2480.00	142000	22.19	22.00	0.00
	CP-OFDM QPSK	1	0	2402.00	138000	22.17	22.00	0.00
				2440.00	140000	22.19	22.00	0.00
				2480.00	142000	22.19	22.00	0.00

BW(MHz)	Modulation	RB Size	RB Offset	Frequency (MHz)	Channel	Conducted power (dBm)	Target Power Max Tolerance (dBm)	MPR (Power per DUT)(dB)
20	DFT-s-OFDM QPSK	1	0	2402.00	138000	22.17	22.00	0.00
				2440.00	140000	22.19	22.00	0.00
				2480.00	142000	22.19	22.00	0.00
			107	2402.00	138000	22.17	22.00	0.00
				2440.00	140000	22.19	22.00	0.00
				2480.00	142000	22.19	22.00	0.00
			272	2402.00	138000	22.17	22.00	0.00
				2440.00	140000	22.19	22.00	0.00
				2480.00	142000	22.19	22.00	0.00
		135	0	2402.00	138000	22.19	22.00	0.00
				2440.00	140000	22.19	22.00	0.00
				2480.00	142000	22.19	22.00	0.00
			68	2402.00	138000	22.17	22.00	0.00
				2440.00	140000	22.19	22.00	0.00
				2480.00	142000	22.19	22.00	0.00
			135	2402.00	138000	22.17	22.00	0.00
				2440.00	140000	22.19	22.00	0.00
				2480.00	142000	22.19	22.00	0.00
		270	0	2402.00	138000	22.19	22.00	0.00
				2440.00	140000	22.19	22.00	0.00
				2480.00	142000	22.19	22.00	0.00
	DFT-s-OFDM 16QAM	1	0	2402.00	138000	22.17	22.00	0.00
				2440.00	140000	22.19	22.00	0.00
				2480.00	142000	22.19	22.00	0.00
	CP-OFDM QPSK	1	0	2402.00	138000	22.17	22.00	0.00
				2440.00	140000	22.19	22.00	0.00
				2480.00	142000	22.19	22.00	0.00

Unless otherwise stated the results shown in this test report refer only to the sample(s) tested and such sample(s) are retained for 90 days only.
除非另有說明，此報告結果僅對測試之樣品負責，同時此樣品僅保留90天。本報告未經本公司書面許可，不可部份複製。
This document is issued by the Company subject to its General Conditions of Service printed overleaf, available on request or accessible at http://www.sgs.com.tw/Terms-and-Conditions and for electronic format documents, subject to Terms and Conditions for Electronic Documents at http://www.sgs.com.tw/Terms-and-Conditions. Attention is drawn to the limitation of liability, indemnification and jurisdiction issues defined therein. Any holder of this document is advised that information contained hereon reflects the Company's findings at the time of its intervention only and within the limits of Client's instructions, if any. The Company's sole responsibility is to its Client and this document does not exonerate parties to a transaction from exercising all their rights and obligations under the transaction documents. This document cannot be reproduced except in full, without prior written approval of the Company. Any unauthorized alteration, forgery or falsification of the content or appearance of this document is unlawful and offenders may be prosecuted to the fullest extent of the law.

ENDC_5G NR n2 / n41 / n66 power table:

n2_15kHz
Head_LAT_ENDC+WLAN Calling & Hotspot_LAT_ENDC+WLAN

NR Band n2

BW(Mhz)	Modulation	RB Size	RB Offset	Frequency (MHz)	Channel	Conducted power (dBm)	Target Power + Max. Tolerance (dBm)	MPR Allowed per 3GPP(dB)
20	DTF-s-BPSK OFDM	1	1	1860	372000	17.26	18.50	0
				1880	376000	17.18	18.50	0
				1900	380000	17.34	18.50	0
			53	1860	372000	17.35	18.50	0
				1880	376000	17.17	18.50	0
				1900	380000	17.21	18.50	0
			104	1860	372000	17.24	18.50	0
				1880	376000	17.23	18.50	0
				1900	380000	17.24	18.50	0
		50	0	1860	372000	17.28	18.50	0
				1880	376000	17.17	18.50	0
				1900	380000	17.28	18.50	0
			28	1860	372000	17.25	18.50	0
				1880	376000	17.22	18.50	0
				1900	380000	17.18	18.50	0
			56	1860	372000	17.32	18.50	0
				1880	376000	17.28	18.50	0
				1900	380000	17.17	18.50	0
		100	0	1860	372000	16.18	18.00	0-0.5
				1880	376000	16.28	18.00	0-0.5
				1900	380000	16.31	18.00	0-0.5
	DTF-s-QPSK OFDM	1	1	1860	372000	17.38	18.50	0
				1880	376000	17.31	18.50	0
				1900	380000	17.35	18.50	0
			53	1860	372000	17.46	18.50	0
				1880	376000	17.48	18.50	0
				1900	380000	17.41	18.50	0
			104	1860	372000	17.42	18.50	0
				1880	376000	17.32	18.50	0
				1900	380000	17.34	18.50	0
		50	0	1860	372000	17.24	18.50	0
				1880	376000	17.32	18.50	0
				1900	380000	17.26	18.50	0
			28	1860	372000	17.33	18.50	0
				1880	376000	17.37	18.50	0
				1900	380000	17.28	18.50	0
			56	1860	372000	17.24	18.50	0
				1880	376000	17.29	18.50	0
				1900	380000	17.22	18.50	0
		100	0	1860	372000	16.25	17.50	0-1
				1880	376000	16.18	17.50	0-1
				1900	380000	16.31	17.50	0-1
	DTF-s-QPSK 16QAM	1	1	1860	372000	16.25	17.50	0-1
				1880	376000	16.33	17.50	0-1
				1900	380000	16.27	17.50	0-1
	CP-QPSK OFDM	1 RB	1	1860	372000	15.66	17.00	0-1.5
				1880	376000	15.81	17.00	0-1.5
				1900	380000	15.66	17.00	0-1.5

NR Band n2

BW(Mhz)	Modulation	RB Size	RB Offset	Frequency (MHz)	Channel	Conducted power (dBm)	Target Power + Max. Tolerance (dBm)	MPR Allowed per 3GPP(dB)
15	DTF-s-BPSK OFDM	1	1	1857.5	371500	17.32	18.50	0
				1880	376000	17.24	18.50	0
				1902.5	380500	17.19	18.50	0
			40	1857.5	371500	17.30	18.50	0
				1880	376000	17.19	18.50	0
				1902.5	380500	17.24	18.50	0
			77	1857.5	371500	17.29	18.50	0
				1880	376000	17.26	18.50	0
				1902.5	380500	17.19	18.50	0
		36	0	1857.5	371500	17.35	18.50	0
				1880	376000	17.26	18.50	0
				1902.5	380500	17.22	18.50	0
			22	1857.5	371500	17.19	18.50	0
				1880	376000	17.35	18.50	0
				1902.5	380500	17.23	18.50	0
			43	1857.5	371500	17.28	18.50	0
				1880	376000	17.16	18.50	0
				1902.5	380500	17.31	18.50	0
		75	0	1857.5	371500	16.73	18.00	0-0.5
				1880	376000	16.67	18.00	0-0.5
				1902.5	380500	16.71	18.00	0-0.5
	DTF-s-QPSK OFDM	1	1	1857.5	371500	17.24	18.50	0
				1880	376000	17.26	18.50	0
				1902.5	380500	17.24	18.50	0
			40	1857.5	371500	17.16	18.50	0
				1880	376000	17.31	18.50	0
				1902.5	380500	17.34	18.50	0
			77	1857.5	371500	17.29	18.50	0
				1880	376000	17.34	18.50	0
				1902.5	380500	17.30	18.50	0
		36	0	1857.5	371500	17.18	18.50	0
				1880	376000	17.24	18.50	0
				1902.5	380500	17.31	18.50	0
			22	1857.5	371500	17.23	18.50	0
				1880	376000	17.25	18.50	0
				1902.5	380500	17.17	18.50	0
			43	1857.5	371500	17.33	18.50	0
				1880	376000	17.17	18.50	0
				1902.5	380500	17.32	18.50	0
		75	0	1857.5	371500	16.20	17.50	0-1
				1880	376000	16.18	17.50	0-1
				1902.5	380500	16.21	17.50	0-1
	DTF-s-QPSK 16QAM	1	1	1857.5	371500	16.32	17.50	0-1
				1880	376000	16.34	17.50	0-1
				1902.5	380500	16.30	17.50	0-1
	CP-QPSK OFDM	1	1	1857.5	371500	15.70	17.00	0-1.5
				1880	376000	15.82	17.00	0-1.5
				1902.5	380500	15.69	17.00	0-1.5

NR Band n2

BW(Mhz)	Modulation	RB Size	RB Offset	Frequency (MHz)	Channel	Conducted power (dBm)	Target Power + Max. Tolerance (dBm)	MPR Allowed per 3GPP(dB)
10	DTF-s-BPSK OFDM	1	1	1855	371000	17.29	18.50	0
				1880	376000	17.18	18.50	0
				1905	381000	17.23	18.50	0
			26	1855	371000	17.22	18.50	0
				1880	376000	17.23	18.50	0
				1905	381000	17.32	18.50	0
			50	1855	371000	17.19	18.50	0
				1880	376000	17.21	18.50	0
				1905	381000	17.18	18.50	0
		25	0	1855	371000	17.19	18.50	0
				1880	376000	17.32	18.50	0
				1905	381000	17.25	18.50	0
			14	1855	371000	17.34	18.50	0
				1880	376000	17.26	18.50	0
				1905	381000	17.35	18.50	0
			27	1855	371000	17.34	18.50	0
				1880	376000	17.31	18.50	0
				1905	381000	17.33	18.50	0
		50	0	1855	371000	16.73	18.00	0-0.5
				1880	376000	16.75	18.00	0-0.5
				1905	381000	16.66	18.00	0-0.5
	DTF-s-QPSK OFDM	1	1	1855	371000	17.31	18.50	0
				1880	376000	17.21	18.50	0
				1905	381000	17.33	18.50	0
			26	1855	371000	17.20	18.50	0
				1880	376000	17.30	18.50	0
				1905	381000	17.21	18.50	0
			50	1855	371000	17.22	18.50	0
				1880	376000	17.31	18.50	0
				1905	381000	17.34	18.50	0
		25	0	1855	371000	17.16	18.50	0
				1880	376000	17.33	18.50	0
				1905	381000	17.25	18.50	0
			14	1855	371000	17.23	18.50	0
				1880	376000	17.26	18.50	0
				1905	381000	17.16	18.50	0
			27	1855	371000	17.21	18.50	0
				1880	376000	17.23	18.50	0
				1905	381000	17.28	18.50	0
		50	0	1855	371000	16.21	17.50	0-1
				1880	376000	16.29	17.50	0-1
				1905	381000	16.30	17.50	0-1
	DTF-s-QPSK 16QAM	1	1	1855	371000	16.25	17.50	0-1
				1880	376000	16.25	17.50	0-1
				1905	381000	16.25	17.50	0-1
	CP-QPSK OFDM	1	1	1855	371000	15.70	17.00	0-1.5
				1880	376000	15.77	17.00	0-1.5
				1905	381000	15.71	17.00	0-1.5

NR Band n2

BW(Mhz)	Modulation	RB Size	RB Offset	Frequency (MHz)	Channel	Conducted power (dBm)	Target Power + Max. Tolerance (dBm)	MPR Allowed per 3GPP(dB)
5	DTF-s-BPSK OFDM	1	1	1852.5	370500	17.35	18.50	0
				1880	376000	17.25	18.50	0
				1907.5	381500	17.16	18.50	0
			13	1852.5	370500	17.23	18.50	0
				1880	376000	17.16	18.50	0
				1907.5	381500	17.20	18.50	0
			23	1852.5	370500	17.20	18.50	0
				1880	376000	17.27	18.50	0
				1907.5	381500	17.24	18.50	0
		12	0	1852.5	370500	17.28	18.50	0
				1880	376000	17.29	18.50	0
				1907.5	381500	17.34	18.50	0
			7	1852.5	370500	17.20	18.50	0
				1880	376000	17.25	18.50	0
				1907.5	381500	17.30	18.50	0
			13	1852.5	370500	17.16	18.50	0
				1880	376000	17.17	18.50	0
				1907.5	381500	17.20	18.50	0
		25	0	1852.5	370500	16.77	18.00	0-0.5
				1880	376000	16.84	18.00	0-0.5
				1907.5	381500	16.82	18.00	0-0.5
	DTF-s-QPSK OFDM	1	1	1852.5	370500	17.21	18.50	0
				1880	376000	17.26	18.50	0
				1907.5	381500	17.27	18.50	0
			13	1852.5	370500	17.31	18.50	0
				1880	376000	17.28	18.50	0
				1907.5	381500	17.28	18.50	0
			23	1852.5	370500	17.22	18.50	0
				1880	376000	17.30	18.50	0
				1907.5	381500	17.28	18.50	0
		12	0	1852.5	370500	17.20	18.50	0
				1880	376000	17.19	18.50	0
				1907.5	381500	17.33	18.50	0
			7	1852.5	370500	17.34	18.50	0
				1880	376000	17.32	18.50	0
				1907.5	381500	17.24	18.50	0
			13	1852.5	370500	17.22	18.50	0
				1880	376000	17.22	18.50	0
				1907.5	381500	17.23	18.50	0
		25	0	1852.5	370500	16.22	17.50	0-1
				1880	376000	16.17	17.50	0-1
				1907.5	381500	16.16	17.50	0-1
	DTF-s-QPSK 16QAM	1	1	1852.5	370500	16.34	17.50	0-1
				1880	376000	16.18	17.50	0-1
				1907.5	381500	16.32	17.50	0-1
	CP-QPSK OFDM	1	1	1852.5	370500	15.66	17.00	0-1.5
				1880	376000	15.71	17.00	0-1.5
				1907.5	381500	15.75	17.00	0-1.5

Unless otherwise stated the results shown in this test report refer only to the sample(s) tested and such sample(s) are retained for 90 days only.
除非另有說明，此報告結果僅對測試之樣品負責，同時此樣品僅保留90天。本報告未經本公司書面許可，不可部份複製。
This document is issued by the Company subject to its General Conditions of Service printed overleaf, available on request or accessible at http://www.sgs.com.tw/Terms-and-Conditions and for electronic format documents, subject to Terms and Conditions for Electronic Documents at http://www.sgs.com.tw/Terms-and-Conditions. Attention is drawn to the limitation of liability, indemnification and jurisdiction issues defined therein. Any holder of this document is advised that information contained hereon reflects the Company's findings at the time of its intervention only and within the limits of Client's instructions, if any. The Company's sole responsibility is to its Client and this document does not exonerate parties to a transaction from exercising all their rights and obligations under the transaction documents. This document cannot be reproduced except in full, without prior written approval of the Company. Any unauthorized alteration, forgery or falsification of the content or appearance of this document is unlawful and offenders may be prosecuted to the fullest extent of the law.

n41_30kHz

Hotspot_LAT_ENDC with WLAN Camera

BW(MHz)	Modulation	RB Size	RB Offset	Frequency (MHz)	Channel	Conducted Power (dBm)	Target Power Tolerance (dBm)	MPR (Rmax) (dB)
100	DFT-s-OFDM QPSK	1	0	2496.00	509004	22.32	23.00	0
			137	2593.50	510000	22.32	23.00	0
			274	2691.00	510996	22.32	23.00	0
		135	0	2496.00	509004	22.32	23.00	0
			68	2544.75	509502	22.32	23.00	0
			135	2593.50	510000	22.32	23.00	0
		270	0	2496.00	509004	21.36	22.00	0.65
				2544.75	509502	21.36	22.00	0.65
				2593.50	510000	21.36	22.00	0.65
	CP-OFDM QPSK	1	0	2496.00	509004	22.32	23.00	0
			137	2593.50	510000	22.32	23.00	0
			274	2691.00	510996	22.32	23.00	0
		135	0	2496.00	509004	22.32	23.00	0
			68	2544.75	509502	22.32	23.00	0
			135	2593.50	510000	22.32	23.00	0
		270	0	2496.00	509004	21.36	22.00	0.65
				2544.75	509502	21.36	22.00	0.65
				2593.50	510000	21.36	22.00	0.65
	DFT-s-OFDM QPSK(2Tx)	1	0	2496.00	509004	17.34	17.50	0.15
			137	2593.50	510000	17.34	17.50	0.15
			274	2691.00	510996	17.34	17.50	0.15
	CP-OFDM QPSK(2Tx)	1	0	2496.00	509004	17.34	17.50	0.15
			137	2593.50	510000	17.34	17.50	0.15
			274	2691.00	510996	17.34	17.50	0.15

BW(MHz)	Modulation	RB Size	RB Offset	Frequency (MHz)	Channel	Conducted Power (dBm)	Target Power Tolerance (dBm)	MPR (Rmax) (dB)
60	DFT-s-OFDM QPSK	1	0	2496.00	509004	22.32	23.00	0
			137	2593.50	510000	22.32	23.00	0
			274	2691.00	510996	22.32	23.00	0
		135	0	2496.00	509004	22.32	23.00	0
			68	2544.75	509502	22.32	23.00	0
			135	2593.50	510000	22.32	23.00	0
		270	0	2496.00	509004	21.36	22.00	0.65
				2544.75	509502	21.36	22.00	0.65
				2593.50	510000	21.36	22.00	0.65
	CP-OFDM QPSK	1	0	2496.00	509004	22.32	23.00	0
			137	2593.50	510000	22.32	23.00	0
			274	2691.00	510996	22.32	23.00	0
		135	0	2496.00	509004	22.32	23.00	0
			68	2544.75	509502	22.32	23.00	0
			135	2593.50	510000	22.32	23.00	0
		270	0	2496.00	509004	21.36	22.00	0.65
				2544.75	509502	21.36	22.00	0.65
				2593.50	510000	21.36	22.00	0.65
	DFT-s-OFDM QPSK(2Tx)	1	0	2496.00	509004	17.34	17.50	0.15
			137	2593.50	510000	17.34	17.50	0.15
			274	2691.00	510996	17.34	17.50	0.15
	CP-OFDM QPSK(2Tx)	1	0	2496.00	509004	17.34	17.50	0.15
			137	2593.50	510000	17.34	17.50	0.15
			274	2691.00	510996	17.34	17.50	0.15

BW(MHz)	Modulation	RB Size	RB Offset	Frequency (MHz)	Channel	Conducted Power (dBm)	Target Power Tolerance (dBm)	MPR (Rmax) (dB)
40	DFT-s-OFDM QPSK	1	0	2496.00	509004	22.32	23.00	0
			137	2593.50	510000	22.32	23.00	0
			274	2691.00	510996	22.32	23.00	0
		135	0	2496.00	509004	22.32	23.00	0
			68	2544.75	509502	22.32	23.00	0
			135	2593.50	510000	22.32	23.00	0
		270	0	2496.00	509004	21.36	22.00	0.65
				2544.75	509502	21.36	22.00	0.65
				2593.50	510000	21.36	22.00	0.65
	CP-OFDM QPSK	1	0	2496.00	509004	22.32	23.00	0
			137	2593.50	510000	22.32	23.00	0
			274	2691.00	510996	22.32	23.00	0
		135	0	2496.00	509004	22.32	23.00	0
			68	2544.75	509502	22.32	23.00	0
			135	2593.50	510000	22.32	23.00	0
		270	0	2496.00	509004	21.36	22.00	0.65
				2544.75	509502	21.36	22.00	0.65
				2593.50	510000	21.36	22.00	0.65
	DFT-s-OFDM QPSK(2Tx)	1	0	2496.00	509004	17.34	17.50	0.15
			137	2593.50	510000	17.34	17.50	0.15
			274	2691.00	510996	17.34	17.50	0.15
	CP-OFDM QPSK(2Tx)	1	0	2496.00	509004	17.34	17.50	0.15
			137	2593.50	510000	17.34	17.50	0.15
			274	2691.00	510996	17.34	17.50	0.15

BW(MHz)	Modulation	RB Size	RB Offset	Frequency (MHz)	Channel	Conducted Power (dBm)	Target Power Tolerance (dBm)	MPR (Rmax) (dB)
20	DFT-s-OFDM QPSK	1	0	2496.00	509004	22.32	23.00	0
			137	2593.50	510000	22.32	23.00	0
			274	2691.00	510996	22.32	23.00	0
		135	0	2496.00	509004	22.32	23.00	0
			68	2544.75	509502	22.32	23.00	0
			135	2593.50	510000	22.32	23.00	0
		270	0	2496.00	509004	21.36	22.00	0.65
				2544.75	509502	21.36	22.00	0.65
				2593.50	510000	21.36	22.00	0.65
	DFT-s-OFDM QPSK(2Tx)	1	0	2496.00	509004	17.34	17.50	0.15
			137	2593.50	510000	17.34	17.50	0.15
			274	2691.00	510996	17.34	17.50	0.15
	CP-OFDM QPSK(2Tx)	1	0	2496.00	509004	17.34	17.50	0.15
			137	2593.50	510000	17.34	17.50	0.15
			274	2691.00	510996	17.34	17.50	0.15

Hotspot_LAT_ENDC with WLAN Gaming

BW(MHz)	Modulation	RB Size	RB Offset	Frequency (MHz)	Channel	Conducted Power (dBm)	Target Power Tolerance (dBm)	MPR (Rmax) (dB)
100	DFT-s-OFDM QPSK	1	0	2496.00	509004	22.32	23.00	0
			137	2593.50	510000	22.32	23.00	0
			274	2691.00	510996	22.32	23.00	0
		135	0	2496.00	509004	22.32	23.00	0
			68	2544.75	509502	22.32	23.00	0
			135	2593.50	510000	22.32	23.00	0
		270	0	2496.00	509004	21.36	22.00	0.65
				2544.75	509502	21.36	22.00	0.65
				2593.50	510000	21.36	22.00	0.65
	DFT-s-OFDM QPSK	1	0	2496.00	509004	22.32	23.00	0
			137	2593.50	510000	22.32	23.00	0
			274	2691.00	510996	22.32	23.00	0
		135	0	2496.00	509004	22.32	23.00	0
			68	2544.75	509502	22.32	23.00	0
			135	2593.50	510000	22.32	23.00	0
		270	0	2496.00	509004	21.36	22.00	0.65
				2544.75	509502	21.36	22.00	0.65
				2593.50	510000	21.36	22.00	0.65
	DFT-s-OFDM QPSK(2Tx)	1	0	2496.00	509004	17.34	17.50	0.15
			137	2593.50	510000	17.34	17.50	0.15
			274	2691.00	510996	17.34	17.50	0.15
	CP-OFDM QPSK(2Tx)	1	0	2496.00	509004	17.34	17.50	0.15
			137	2593.50	510000	17.34	17.50	0.15
			274	2691.00	510996	17.34	17.50	0.15

BW(MHz)	Modulation	RB Size	RB Offset	Frequency (MHz)	Channel	Conducted Power (dBm)	Target Power Tolerance (dBm)	MPR (Rmax) (dB)
60	DFT-s-OFDM QPSK	1	0	2496.00	509004	22.32	23.00	0
			137	2593.50	510000	22.32	23.00	0
			274	2691.00	510996	22.32	23.00	0
		135	0	2496.00	509004	22.32	23.00	0
			68	2544.75	509502	22.32	23.00	0
			135	2593.50	510000	22.32	23.00	0
		270	0	2496.00	509004	21.36	22.00	0.65
				2544.75	509502	21.36	22.00	0.65
				2593.50	510000	21.36	22.00	0.65
	DFT-s-OFDM QPSK(2Tx)	1	0	2496.00	509004	17.34	17.50	0.15
			137	2593.50	510000	17.34	17.50	0.15
			274	2691.00	510996	17.34	17.50	0.15
	CP-OFDM QPSK(2Tx)	1	0	2496.00	509004	17.34	17.50	0.15
			137	2593.50	510000	17.34	17.50	0.15
			274	2691.00	510996	17.34	17.50	0.15

BW(MHz)	Modulation	RB Size	RB Offset	Frequency (MHz)	Channel	Conducted Power (dBm)	Target Power Tolerance (dBm)	MPR (Rmax) (dB)
40	DFT-s-OFDM QPSK	1	0	2496.00	509004	22.32	23.00	0
			137	2593.50	510000	22.32	23.00	0
			274	2691.00	510996	22.32	23.00	0
		135	0	2496.00	509004	22.32	23.00	0
			68	2544.75	509502	22.32	23.00	0
			135	2593.50	510000	22.32	23.00	0
		270	0	2496.00	509004	21.36	22.00	0.65
				2544.75	509502	21.36	22.00	0.65
				2593.50	510000	21.36	22.00	0.65
	DFT-s-OFDM QPSK(2Tx)	1	0	2496.00	509004	17.34	17.50	0.15
			137	2593.50	510000	17.34	17.50	0.15
			274	2691.00	510996	17.34	17.50	0.15
	CP-OFDM QPSK(2Tx)	1	0	2496.00	509004	17.34	17.50	0.15
			137	2593.50	510000	17.34	17.50	0.15
			274	2691.00	510996	17.34	17.50	0.15

BW(MHz)	Modulation	RB Size	RB Offset	Frequency (MHz)	Channel	Conducted Power (dBm)	Target Power Tolerance (dBm)	MPR (Rmax) (dB)
20	DFT-s-OFDM QPSK	1	0	2496.00	509004	22.32	23.00	0
			137	2593.50	510000	22.32	23.00	0
			274	2691.00	510996	22.32	23.00	0
		135	0	2496.00	509004	22.32	23.00	0
			68	2544.75	509502	22.32	23.00	0
			135	2593.50	510000	22.32	23.00	0
		270	0	2496.00	509004	21.36	22.00	0.65
				2544.75	509502	21.36	22.00	0.65
				2593.50	510000	21.36	22.00	0.65
	DFT-s-OFDM QPSK(2Tx)	1	0	2496.00	509004	17.34	17.50	0.15
			137	2593.50	510000	17.34	17.50	0.15
			274	2691.00	510996	17.34	17.50	0.15
	CP-OFDM QPSK(2Tx)	1	0	2496.00	509004	17.34	17.50	0.15
			137	2593.50	510000	17.34	17.50	0.15
			274	2691.00	510996	17.34	17.50	0.15

Unless otherwise stated the results shown in this test report refer only to the sample(s) tested and such sample(s) are retained for 90 days only.
除非另有說明，此報告結果僅對測試之樣品負責，同時此樣品僅保留90天。本報告未經本公司書面許可，不可部份複製。
This document is issued by the Company subject to its General Conditions of Service printed overleaf, available on request or accessible at http://www.sgs.com.tw/Terms-and-Conditions and for electronic format documents, subject to Terms and Conditions for Electronic Documents at http://www.sgs.com.tw/Terms-and-Conditions. Attention is drawn to the limitation of liability, indemnification and jurisdiction issues defined therein. Any holder of this document is advised that information contained hereon reflects the Company's findings at the time of its intervention only and within the limits of Client's instructions, if any. The Company's sole responsibility is to its Client and this document does not exonerate parties to a transaction from exercising all their rights and obligations under the transaction documents. This document cannot be reproduced except in full, without prior written approval of the Company. Any unauthorized alteration, forgery or falsification of the content or appearance of this document is unlawful and offenders may be prosecuted to the fullest extent of the law.

n66_15kHz
Head_LAT_ENDC with WLAN Calling & Hotspot_LAT_ENDC+WLAN

NR Band n66									
BW(Mhz)	Modulation	RB Size	RB Offset	Frequency (MHz)	Channel	Conducted power (dBm)	Target Power+ Max Tolerance (dBm)	MPR Allowed per 3GPP(dB)
40	DTF-s-BPSK OFDM	1	1	1720	346000	19.35	19.50	0
				1745	349000	19.39	19.50	0
				1760	352000	19.42	19.50	0
			106	1720	346000	19.36	19.50	0
				1745	349000	19.26	19.50	0
				1760	352000	19.29	19.50	0
			208	1720	346000	19.29	19.50	0
				1745	349000	19.25	19.50	0
				1760	352000	19.29	19.50	0
		100	0	1720	346000	19.29	19.50	0
				1745	349000	19.32	19.50	0
				1760	352000	19.26	19.50	0
			56	1720	346000	19.31	19.50	0
				1745	349000	19.29	19.50	0
				1760	352000	19.25	19.50	0
			112	1720	346000	19.31	19.50	0
				1745	349000	19.38	19.50	0
				1760	352000	19.34	19.50	0
		200	0	1720	346000	18.35	19.00	0-0.5
				1745	349000	18.37	19.00	0-0.5
				1760	352000	18.34	19.00	0-0.5
	DTF-s-QPSK OFDM	1	1	1720	346000	19.46	19.50	0
				1745	349000	19.35	19.50	0
				1760	352000	19.29	19.50	0
			106	1720	346000	19.22	19.50	0
				1745	349000	19.11	19.50	0
				1760	352000	19.17	19.50	0
			208	1720	346000	19.24	19.50	0
				1745	349000	19.26	19.50	0
				1760	352000	19.15	19.50	0
		100	0	1720	346000	19.39	19.50	0
				1745	349000	19.34	19.50	0
				1760	352000	19.38	19.50	0
			56	1720	346000	19.45	19.50	0
				1745	349000	19.41	19.50	0
				1760	352000	19.40	19.50	0
			112	1720	346000	19.43	19.50	0
				1745	349000	19.37	19.50	0
				1760	352000	19.35	19.50	0
		200	0	1720	346000	18.39	18.50	0-1
				1745	349000	18.42	18.50	0-1
				1760	352000	18.32	18.50	0-1
	DTF-s-QPSK 16QAM	1	1	1720	346000	18.28	18.50	0-1
				1745	349000	18.38	18.50	0-1
				1760	352000	18.40	18.50	0-1
	CP-QPSK OFDM	1 RB	1	1720	346000	17.89	18.00	0-1.5
				1745	349000	17.90	18.00	0-1.5
				1760	352000	17.90	18.00	0-1.5

NR Band n66									
BW(Mhz)	Modulation	RB Size	RB Offset	Frequency (MHz)	Channel	Conducted power (dBm)	Target Power+ Max Tolerance (dBm)	MPR Allowed per 3GPP(dB)
20	DTF-s-BPSK OFDM	1	1	1720	346000	19.36	19.50	0
				1745	349000	19.34	19.50	0
				1770	354000	19.31	19.50	0
			53	1720	346000	19.28	19.50	0
				1745	349000	19.32	19.50	0
				1770	354000	19.23	19.50	0
			104	1720	346000	19.32	19.50	0
				1745	349000	19.22	19.50	0
				1770	354000	19.23	19.50	0
		50	0	1720	346000	19.23	19.50	0
				1745	349000	19.25	19.50	0
				1770	354000	19.34	19.50	0
			28	1720	346000	19.25	19.50	0
				1745	349000	19.24	19.50	0
				1770	354000	19.28	19.50	0
			56	1720	346000	19.36	19.50	0
				1745	349000	19.34	19.50	0
				1770	354000	19.41	19.50	0
		100	0	1720	346000	18.60	19.00	0-0.5
				1745	349000	18.89	19.00	0-0.5
				1770	354000	18.73	19.00	0-0.5
	DTF-s-QPSK OFDM	1	1	1720	346000	19.29	19.50	0
				1745	349000	19.32	19.50	0
				1770	354000	19.36	19.50	0
			53	1720	346000	19.32	19.50	0
				1745	349000	19.25	19.50	0
				1770	354000	19.29	19.50	0
			104	1720	346000	19.26	19.50	0
				1745	349000	19.26	19.50	0
				1770	354000	19.36	19.50	0
		50	0	1720	346000	19.39	19.50	0
				1745	349000	19.38	19.50	0
				1770	354000	19.35	19.50	0
			28	1720	346000	19.36	19.50	0
				1745	349000	19.23	19.50	0
				1770	354000	19.46	19.50	0
			56	1720	346000	19.26	19.50	0
				1745	349000	19.23	19.50	0
				1770	354000	19.32	19.50	0
		100	0	1720	346000	18.28	18.50	0-1
				1745	349000	18.28	18.50	0-1
				1770	354000	18.32	18.50	0-1
	DTF-s-QPSK 16QAM	1	1	1720	346000	18.27	18.50	0-1
				1745	349000	18.32	18.50	0-1
				1770	354000	18.28	18.50	0-1
	CP-QPSK OFDM	1 RB	1	1720	346000	17.86	18.00	0-1.5
				1745	349000	17.93	18.00	0-1.5
				1770	354000	17.80	18.00	0-1.5

NR Band n66									
BW(Mhz)	Modulation	RB Size	RB Offset	Frequency (MHz)	Channel	Conducted power (dBm)	Target Power+ Max Tolerance (dBm)	MPR Allowed per 3GPP(dB)
15	DTF-s-BPSK OFDM	1	1	1717.5	345500	19.36	19.50	0
				1745	349000	19.28	19.50	0
				1772.5	354500	19.40	19.50	0
			40	1717.5	345500	19.33	19.50	0
				1745	349000	19.34	19.50	0
				1772.5	354500	19.30	19.50	0
			77	1717.5	345500	19.28	19.50	0
				1745	349000	19.35	19.50	0
				1772.5	354500	19.37	19.50	0
		36	0	1717.5	345500	19.41	19.50	0
				1745	349000	19.38	19.50	0
				1772.5	354500	19.31	19.50	0
			22	1717.5	345500	19.41	19.50	0
				1745	349000	19.31	19.50	0
				1772.5	354500	19.35	19.50	0
			42	1717.5	345500	19.35	19.50	0
				1745	349000	19.29	19.50	0
				1772.5	354500	19.35	19.50	0
		75	0	1717.5	345500	18.87	19.00	0-0.5
				1745	349000	18.88	19.00	0-0.5
				1772.5	354500	18.78	19.00	0-0.5
	DTF-s-QPSK OFDM	1	1	1717.5	345500	19.41	19.50	0
				1745	349000	19.33	19.50	0
				1772.5	354500	19.38	19.50	0
			40	1717.5	345500	19.42	19.50	0
				1745	349000	19.25	19.50	0
				1772.5	354500	19.38	19.50	0
			77	1717.5	345500	19.35	19.50	0
				1745	349000	19.35	19.50	0
				1772.5	354500	19.39	19.50	0
		36	0	1717.5	345500	19.42	19.50	0
				1745	349000	19.40	19.50	0
				1772.5	354500	19.40	19.50	0
			22	1717.5	345500	19.27	19.50	0
				1745	349000	19.31	19.50	0
				1772.5	354500	19.33	19.50	0
			42	1717.5	345500	19.33	19.50	0
				1745	349000	19.36	19.50	0
				1772.5	354500	19.34	19.50	0
		75	0	1717.5	345500	18.28	18.50	0-1
				1745	349000	18.28	18.50	0-1
				1772.5	354500	18.38	18.50	0-1
	DTF-s-QPSK 16QAM	1	1	1717.5	345500	18.38	18.50	0-1
				1745	349000	18.38	18.50	0-1
				1772.5	354500	18.28	18.50	0-1
	CP-QPSK OFDM	1	1	1717.5	345500	17.90	18.00	0-1.5
				1745	349000	17.90	18.00	0-1.5
				1772.5	354500	17.90	18.00	0-1.5

NR Band n66									
BW(Mhz)	Modulation	RB Size	RB Offset	Frequency (MHz)	Channel	Conducted power (dBm)	Target Power+ Max Tolerance (dBm)	MPR Allowed per 3GPP(dB)
10	DTF-s-BPSK OFDM	1	1	1715	343000	19.25	19.50	0
				1740	346000	19.43	19.50	0
				1765	353000	19.34	19.50	0
			26	1715	343000	19.39	19.50	0
				1740	346000	19.28	19.50	0
				1765	353000	19.36	19.50	0
			50	1715	343000	19.29	19.50	0
				1740	346000	19.28	19.50	0
				1765	353000	19.27	19.50	0
		25	0	1715	343000	19.41	19.50	0
				1740	346000	19.35	19.50	0
				1765	353000	19.29	19.50	0
			14	1715	343000	19.36	19.50	0
				1740	346000	19.29	19.50	0
				1765	353000	19.27	19.50	0
			27	1715	343000	19.24	19.50	0
				1740	346000	19.37	19.50	0
				1765	353000	19.35	19.50	0
		50	0	1715	343000	18.77	19.00	0-0.5
				1740	346000	18.76	19.00	0-0.5
				1765	353000	18.78	19.00	0-0.5
	DTF-s-QPSK OFDM	1	1	1715	343000	19.40	19.50	0
				1740	346000	19.23	19.50	0
				1765	353000	19.34	19.50	0
			26	1715	343000	19.41	19.50	0
				1740	346000	19.25	19.50	0
				1765	353000	19.35	19.50	0
			50	1715	343000	19.38	19.50	0
				1740	346000	19.25	19.50	0
				1765	353000	19.38	19.50	0
		25	0	1715	343000	19.31	19.50	0
				1740	346000	19.31	19.50	0
				1765	353000	19.37	19.50	0
			14	1715	343000	19.60	19.50	0
				1740	346000	19.40	19.50	0
				1765	353000	19.31	19.50	0
			27	1715	343000	19.39	19.50	0
				1740	346000	19.39	19.50	0
				1765	353000	19.29	19.50	0
		50	0	1715	343000	18.28	18.50	0-1
				1740	346000	18.27	18.50	0-1
				1765	353000	18.40	18.50	0-1
	DTF-s-QPSK 16QAM	1	1	1715	343000	18.24	18.50	0-1
				1740	346000	18.28	18.50	0-1
				1765	353000	18.24	18.50	0-1
	CP-QPSK OFDM	1	1	1715	343000	17.76	18.00	0-1.5
				1740	346000	17.86	18.00	0-1.5
				1765	353000	17.78	18.00	0-1.5

NR Band n66									
BW(Mhz)	Modulation	RB Size	RB Offset	Frequency (MHz)	Channel	Conducted power (dBm)	Target Power+ Max Tolerance (dBm)	MPR Allowed per 3GPP(dB)
5	DTF-s-BPSK OFDM	1	1	1712.5	342500	19.40	19.50	0
				1737.5	347500	19.29	19.50	0
				1762.5	352500	19.33	19.50	0
			13	1712.5	342500	19.29	19.50	0
				1737.5	347500	19.34	19.50	0
				1762.5	352500	19.32	19.50	0
			23	1712.5	342500	19.28	19.50	0
				1737.5	347500	19.32	19.50	0
				1762.5	352500	19.32	19.50	0
		12	0	1712.5	342500	19.28	19.50	0
				1737.5	347500	19.29	19.50	0
				1762.5	352500	19.34	19.50	0
			7	1712.5	342500	19.26	19.50	0
				1737.5	347500	19.38	19.50	0
				1762.5	352500	19.32	19.50	0
			13	1712.5	342500	19.41	19.50	0
				1737.5	347500	19.28	19.50	0
				1762.5	352500	19.31	19.50	0
			23	1712.5	342500	19.02	19.00	0-0.5
				1737.5	347500	18.82	19.00	0-0.5
				1762.5	352500	18.81	19.00	0-0.5
	DTF-s-QPSK OFDM	1	1	1712.5	342500	19.32	19.50	0
				1737.5	347500	19.33	19.50	0
				1762.5	352500	19.34	19.50	0
			13	1712.5	342500	19.40	19.50	0
				1737.5	347500	19.41	19.50	0
				1762.5	352500	19.36	19.50	0
			23	1712.5	342500	19.24	19.50	0
				1737.5	347500	19.33	19.50	0
				1762.5	352500	19.28	19.50	0
		12	0	1712.5	342500	19.24	19.50	0
				1737.5	347500	19.39	19.50	0
				1762.5	352500	19.34	19.50	0
			7	1712.5	342500	19.38	19.50	0
				1737.5	347500	19.30	19.50	0
				1762.5	352500	19.29	19.50	0
			13	1712.5	342500	19.38	19.50	0
				1737.5	347500	19.42	19.50	0
				1762.5	352500	19.29	19.50	0
			23	1712.5	342500	18.27	18.50	0-1
				1737.5	347500	18.45	18.50	0-1
				1762.5	352500	18.37	18.50	0-1
	DTF-s-QPSK 16QAM	1	1	1712.5	342500	18.36	18.50	0-1
				1737.5	347500	18.29	18.50	0-1
				1762.5	352500	18.24	18.50	0-1
	CP-QPSK OFDM	1	1	1712.5	342500	17.82	18.00	0-1.5
				1737.5	347500	17.80	18.00	0-1.5
				1762.5	352500	17.80	18.00	0-1.5

Unless otherwise stated the results shown in this test report refer only to the sample(s) tested and such sample(s) are retained for 90 days only.
除非另有說明，此報告結果僅對測試之樣品負責，同時此樣品僅保留90天。本報告未經本公司書面許可，不可部份複製。
This document is issued by the Company subject to its General Conditions of Service printed overleaf, available on request or accessible at http://www.sgs.com.tw/Terms-and-Conditions and for electronic format documents, subject to Terms and Conditions for Electronic Documents at http://www.sgs.com.tw/Terms-and-Conditions. Attention is drawn to the limitation of liability, indemnification and jurisdiction issues defined therein. Any holder of this document is advised that information contained hereon reflects the Company's findings at the time of its intervention only and within the limits of Client's instructions, if any. The Company's sole responsibility is to its Client and this document does not exonerate parties to a transaction from exercising all their rights and obligations under the transaction documents. This document cannot be reproduced except in full, without prior written approval of the Company. Any unauthorized alteration, forgery or falsification of the content or appearance of this document is unlawful and offenders may be prosecuted to the fullest extent of the law.

WLAN802.11 a/b/g/n/ac/ax (20M/40M/80M) conducted power table (Reduced power):

SISO_Calling

Chain 0						
Band	Mode	Channel	Frequency (MHz)	Data Rate	Max. Rated Avg. Power + Max. Tolerance (dBm)	Average power (dBm)
5.15-5.25 GHz	802.11a	36	5180	6Mbps	15.00	14.74
		40	5200		15.00	14.83
		44	5220		15.00	14.79
		48	5240		15.00	14.74
	802.11n20-HT0	36	5180	MCS0	15.00	14.84
		40	5200		15.00	14.82
		44	5220		15.00	14.82
		48	5240		15.00	14.77
	802.11ac20-VHT0	36	5180	MCS0	15.00	14.69
		40	5200		15.00	14.89
		44	5220		15.00	14.80
		48	5240		15.00	14.87
	802.11ax20-HE0	36	5180	MCS0	15.00	14.83
		40	5200		15.00	14.81
		44	5220		15.00	14.83
		48	5240		15.00	14.78
	802.11n40-HT0	38	5190	MCS0	15.00	14.73
		46	5230		15.00	14.98
	802.11ac40-VHT0	38	5190	MCS0	15.00	14.96
		46	5230		15.00	14.70
	802.11ax40-HE0	38	5190	MCS0	15.00	14.86
		46	5230		15.00	14.70
	802.11ac80-VHT0	42	5210	MCS0	14.50	14.46
	802.11ax80-HE0	42	5210	MCS0	14.50	14.46

Chain 0						
Band	Mode	Channel	Frequency (MHz)	Data Rate	Max. Rated Avg. Power + Max. Tolerance (dBm)	Average power (dBm)
5.25-5.35 GHz	802.11a	52	5260	6Mbps	15.50	15.49
		56	5280		15.50	15.21
		60	5300		15.50	15.39
		64	5320		15.50	15.37
	802.11n20-HT0	52	5260	MCS0	15.50	15.25
		56	5280		15.50	15.32
		60	5300		15.50	15.38
		64	5320		15.50	15.42
	802.11ac20-VHT0	52	5260	MCS0	15.50	15.36
		56	5280		15.50	15.16
		60	5300		15.50	15.35
		64	5320		15.50	15.32
	802.11ax20-HE0	52	5260	MCS0	15.50	15.36
		56	5280		15.50	15.29
		60	5300		15.50	15.14
		64	5320		15.50	15.16
	802.11n40-HT0	54	5270	MCS0	15.00	14.89
		62	5310		15.00	14.69
	802.11ac40-VHT0	54	5270	MCS0	15.00	14.84
		62	5310		15.00	14.86
	802.11ax40-HE0	54	5270	MCS0	15.00	14.77
		62	5310		15.00	14.93
	802.11ac80-VHT0	58	5290	MCS0	15.00	14.82
	802.11ax80-HE0	58	5290	MCS0	15.00	14.78

Chain 1						
Band	Mode	Channel	Frequency (MHz)	Data Rate	Max. Rated Avg. Power + Max. Tolerance (dBm)	Average power (dBm)
5.25-5.35 GHz	802.11a	52	5260	6Mbps	18.00	17.92
		56	5280		18.00	17.77
		60	5300		18.00	17.79
		64	5320		18.00	17.86
	802.11n20-HT0	52	5260	MCS0	18.50	18.45
		56	5280		18.50	18.22
		60	5300		18.50	18.49
		64	5320		18.50	18.35
	802.11ac20-VHT0	52	5260	MCS0	18.50	18.20
		56	5280		18.50	18.37
		60	5300		18.50	18.35
		64	5320		18.50	18.33
	802.11ax20-HE0	52	5260	MCS0	18.50	18.45
		56	5280		18.50	18.29
		60	5300		18.50	18.25
		64	5320		18.50	18.27
	802.11n40-HT0	54	5270	MCS0	18.00	17.82
		62	5310		18.00	17.76
	802.11ac40-VHT0	54	5270	MCS0	18.00	17.75
		62	5310		18.00	17.70
	802.11ax40-HE0	54	5270	MCS0	18.00	17.73
		62	5310		18.00	17.85
	802.11ac80-VHT0	58	5290	MCS0	18.00	17.76
	802.11ax80-HE0	58	5290	MCS0	18.00	17.67

Chain 0						
Band	Mode	Channel	Frequency (MHz)	Data Rate	Max. Rated Avg. Power + Max. Tolerance (dBm)	Average power (dBm)
5600 MHz	802.11a	100	5500	6Mbps	12.50	12.17
		116	5580		12.50	12.30
		120	5600		12.50	12.29
		140	5700		12.50	12.40
		144	5720		12.50	12.41
	802.11n20-HT0	100	5500	MCS0	12.50	12.33
		116	5580		12.50	12.20
		120	5600		12.50	12.24
		140	5700		12.50	12.35
		144	5720		12.50	12.29
	802.11ac20-VHT0	100	5500	MCS0	12.50	12.20
		116	5580		12.50	12.36
		120	5600		12.50	12.28
		140	5700		12.50	12.31
		144	5720		12.50	12.22
	802.11ax20-HE0	100	5500	MCS0	12.50	12.22
		116	5580		12.50	12.32
		120	5600		12.50	12.24
		140	5700		12.50	12.36
		144	5720		12.50	12.39
	802.11n40-HT0	102	5510	MCS0	12.50	12.45
		110	5550		12.50	12.20
		118	5590		12.50	12.15
		134	5670		12.50	12.28
		142	5710		12.50	12.32
	802.11ac40-VHT0	102	5510	MCS0	12.50	12.33
		110	5550		12.50	12.27
		134	5670		12.50	12.30
		142	5710		12.50	12.29
	802.11ax40-HE0	102	5510	MCS0	12.50	12.33
		110	5550		12.50	12.17
		134	5670		12.50	12.34
		142	5710		12.50	12.30
	802.11ac80-VHT0	106	5530	MCS0	12.50	12.31
		122	5610		12.50	12.38
		138	5690		12.50	12.49
	802.11ax80-HE0	106	5530	MCS0	12.50	12.13
		122	5610		12.50	12.24
		138	5690		12.50	12.30

Chain 0						
Mode	Mode	Channel	Frequency (MHz)	Data Rate	Max. Rated Avg. Power + Max. Tolerance (dBm)	Average power (dBm)
5800 MHz	802.11a	149	5745	6Mbps	14.00	13.80
		157	5785		14.00	13.79
		165	5825		14.00	13.83
	802.11n20-HT0	149	5745	MCS0	14.00	13.84
		157	5785		14.00	13.89
		165	5825		14.00	13.86
	802.11ac20-VHT0	149	5745	MCS0	14.00	13.82
		157	5785		14.00	13.77
		165	5825		14.00	13.94
	802.11ax20-HE0	149	5745	MCS0	14.00	13.63
		157	5785		14.00	13.89
		165	5825		14.00	13.92
	802.11n40-HT0	151	5755	MCS0	14.00	13.79
		159	5795		14.00	13.81
	802.11ac40-VHT0	151	5755	MCS0	14.00	13.79
		159	5795		14.00	13.78
	802.11ax40-HE0	151	5755	MCS0	14.00	13.79
		159	5795		14.00	13.77
	802.11ac80-VHT0	155	5775	MCS0	14.00	13.98
	802.11ax80-HE0	155	5775	MCS0	14.00	13.74

Chain 1						
Mode	Mode	Channel	Frequency (MHz)	Data Rate	Max. Rated Avg. Power + Max. Tolerance (dBm)	Average power (dBm)
5800 MHz	802.11a	149	5745	6Mbps	19.00	18.80
		157	5785		19.00	18.77
		165	5825		19.00	18.81
	802.11n20-HT0	149	5745	MCS0	19.00	18.92
		157	5785		19.00	18.80
		165	5825		19.00	18.84
	802.11ac20-VHT0	149	5745	MCS0	19.00	18.87
		157	5785		19.00	18.88
		165	5825		19.00	18.77
	802.11ax20-HE0	149	5745	MCS0	19.00	18.76
		157	5785		19.00	18.74
		165	5825		19.00	18.78
	802.11n40-HT0	151	5755	MCS0	19.00	18.82
		159	5795		19.00	18.79
	802.11ac40-VHT0	151	5755	MCS0	19.00	18.83
		159	5795		19.00	18.81
	802.11ax40-HE0	151	5755	MCS0	19.00	18.91
		159	5795		19.00	18.92
	802.11ac80-VHT0	155	5775	MCS0	19.00	18.98
	802.11ax80-HE0	155	5775	MCS0	19.00	18.79

Unless otherwise stated the results shown in this test report refer only to the sample(s) tested and such sample(s) are retained for 90 days only.
除非另有說明，此報告結果僅對測試之樣品負責，同時此樣品僅保留90天。本報告未經本公司書面許可，不可部份複製。
This document is issued by the Company subject to its General Conditions of Service printed overleaf, available on request or accessible at http://www.sgs.com.tw/Terms-and-Conditions and for electronic format documents, subject to Terms and Conditions for Electronic Documents at http://www.sgs.com.tw/Terms-and-Conditions. Attention is drawn to the limitation of liability, indemnification and jurisdiction issues defined therein. Any holder of this document is advised that information contained hereon reflects the Company's findings at the time of its intervention only and within the limits of Client's instructions, if any. The Company's sole responsibility is to its Client and this document does not exonerate parties to a transaction from exercising all their rights and obligations under the transaction documents. This document cannot be reproduced except in full, without prior written approval of the Company. Any unauthorized alteration, forgery or falsification of the content or appearance of this document is unlawful and offenders may be prosecuted to the fullest extent of the law.

SISO_Camera

Chain 0						
Band	Mode	Channel	Frequency (MHz)	Data Rate	Max. Rated Avg. Power + Max. Tolerance (dBm)	Average power (dBm)
5.15-5.25 GHz	802.11a	36	5180	6Mbps	15.50	15.34
		40	5200		15.50	15.33
		44	5220		15.50	15.35
		48	5240		15.50	15.31
	802.11n20-HT0	36	5180	MCS0	15.50	15.30
		40	5200		15.50	15.19
		44	5220		15.50	15.38
		48	5240		15.50	15.39
	802.11ac20-VHT0	36	5180	MCS0	15.50	15.43
		40	5200		15.50	15.34
		44	5220		15.50	15.41
		48	5240		15.50	15.28
	802.11ax20-HE0	36	5180	MCS0	15.50	15.34
		40	5200		15.50	15.39
		44	5220		15.50	15.32
		48	5240		15.50	15.31
	802.11n40-HT0	38	5190	MCS0	15.50	15.33
		46	5230		15.50	15.49
	802.11ac40-VHT0	38	5190	MCS0	15.50	15.36
		46	5230		15.50	15.44
	802.11ax40-HE0	38	5190	MCS0	15.50	15.31
		46	5230		15.50	15.31
	802.11ac80-VHT0	42	5210	MCS0	15.00	14.79
	802.11ax80-HE0	42	5210	MCS0	15.00	14.80

Chain 1						
Band	Mode	Channel	Frequency (MHz)	Data Rate	Max. Rated Avg. Power + Max. Tolerance (dBm)	Average power (dBm)
5.15-5.25 GHz	802.11a	36	5180	6Mbps	16.00	15.81
		40	5200		16.00	15.87
		44	5220		16.00	15.93
		48	5240		16.00	15.87
	802.11n20-HT0	36	5180	MCS0	16.00	15.70
		40	5200		16.00	15.98
		44	5220		16.00	15.78
		48	5240		16.00	15.78
	802.11ac20-VHT0	36	5180	MCS0	16.00	15.77
		40	5200		16.00	15.83
		44	5220		16.00	15.66
		48	5240		16.00	15.88
	802.11ax20-HE0	36	5180	MCS0	16.00	15.98
		40	5200		16.00	15.96
		44	5220		16.00	15.93
		48	5240		16.00	15.84
	802.11n40-HT0	38	5190	MCS0	16.00	15.95
		46	5230		16.00	15.99
	802.11ac40-VHT0	38	5190	MCS0	16.00	15.77
		46	5230		16.00	15.96
	802.11ax40-HE0	38	5190	MCS0	16.00	15.81
		46	5230		16.00	15.79
	802.11ac80-VHT0	42	5210	MCS0	15.50	15.40
	802.11ax80-HE0	42	5210	MCS0	15.50	15.30

Chain 0						
Band	Mode	Channel	Frequency (MHz)	Data Rate	Max. Rated Avg. Power + Max. Tolerance (dBm)	Average power (dBm)
5.25-5.35 GHz	802.11a	52	5260	6Mbps	17.50	17.49
		56	5280		17.50	17.22
		60	5300		17.50	17.35
		64	5320		17.50	17.31
	802.11n20-HT0	52	5260	MCS0	17.50	17.30
		56	5280		17.50	17.29
		60	5300		17.50	17.48
		64	5320		17.50	17.26
	802.11ac20-VHT0	52	5260	MCS0	17.50	17.24
		56	5280		17.50	17.25
		60	5300		17.50	17.31
		64	5320		17.50	17.35
	802.11ax20-HE0	52	5260	MCS0	17.50	17.35
		56	5280		17.50	17.27
		60	5300		17.50	17.32
		64	5320		17.50	17.37
	802.11n40-HT0	54	5270	MCS0	17.00	16.72
		62	5310		17.00	16.92
	802.11ac40-VHT0	54	5270	MCS0	17.00	16.88
		62	5310		17.00	16.77
	802.11ax40-HE0	54	5270	MCS0	17.00	16.80
		62	5310		17.00	16.73
	802.11ac80-VHT0	58	5290	MCS0	17.00	16.74
	802.11ax80-HE0	58	5290	MCS0	17.00	16.68

Chain 1						
Band	Mode	Channel	Frequency (MHz)	Data Rate	Max. Rated Avg. Power + Max. Tolerance (dBm)	Average power (dBm)
5.25-5.35 GHz	802.11a	52	5260	6Mbps	18.00	17.72
		56	5280		18.00	17.61
		60	5300		18.00	17.91
		64	5320		18.00	17.65
	802.11n20-HT0	52	5260	MCS0	18.00	17.85
		56	5280		18.00	17.73
		60	5300		18.00	17.72
		64	5320		18.00	17.80
	802.11ac20-VHT0	52	5260	MCS0	18.00	17.93
		56	5280		18.00	17.76
		60	5300		18.00	17.71
		64	5320		18.00	17.91
	802.11ax20-HE0	52	5260	MCS0	18.00	17.93
		56	5280		18.00	17.83
		60	5300		18.00	17.75
		64	5320		18.00	17.65
	802.11n40-HT0	54	5270	MCS0	17.50	17.22
		62	5310		17.50	17.25
	802.11ac40-VHT0	54	5270	MCS0	17.50	17.42
		62	5310		17.50	17.28
	802.11ax40-HE0	54	5270	MCS0	17.50	17.33
		62	5310		17.50	17.35
	802.11ac80-VHT0	58	5290	MCS0	17.50	17.25
	802.11ax80-HE0	58	5290	MCS0	17.50	17.34

Chain 0						
Band	Mode	Channel	Frequency (MHz)	Data Rate	Max. Rated Avg. Power + Max. Tolerance (dBm)	Average power (dBm)
5600 MHz	802.11a	100	5500	6Mbps	18.00	17.71
		116	5580		18.00	17.80
		120	5600		18.00	17.90
		140	5700		18.00	17.64
		144	5720		18.00	17.73
	802.11n20-HT0	100	5500	MCS0	18.00	17.94
		116	5580		18.00	17.90
		120	5600		18.00	17.65
		140	5700		18.00	17.92
		144	5720		18.00	17.97
	802.11ac20-VHT0	100	5500	MCS0	18.00	17.78
		116	5580		18.00	17.69
		120	5600		18.00	17.76
		140	5700		18.00	17.90
		144	5720		18.00	17.82
	802.11ax20-HE0	100	5500	MCS0	18.00	17.76
		116	5580		18.00	17.91
		120	5600		18.00	17.88
		140	5700		18.00	17.86
		144	5720		18.00	17.93
	802.11n40-HT0	102	5510	MCS0	18.00	17.79
		110	5550		18.00	17.81
		118	5590		18.00	17.85
		134	5670		18.00	17.87
		142	5710		18.00	17.79
	802.11ac40-VHT0	102	5510	MCS0	18.00	17.71
		110	5550		18.00	17.91
		134	5670		18.00	17.79
		142	5710		18.00	17.86
	802.11ax40-HE0	102	5510	MCS0	18.00	17.73
		110	5550		18.00	17.81
		134	5670		18.00	17.86
		142	5710		18.00	17.82
	802.11ac80-VHT0	106	5530	MCS0	17.00	15.45
		122	5610		18.00	17.86
		138	5690		18.00	17.87
	802.11ax80-HE0	106	5530	MCS0	17.00	15.32
		122	5610		18.00	17.83
		138	5690		18.00	17.81

Chain 1						
Band	Mode	Channel	Frequency (MHz)	Data Rate	Max. Rated Avg. Power + Max. Tolerance (dBm)	Average power (dBm)
5600 MHz	802.11a	100	5500	6Mbps	18.00	17.96
		116	5580		18.00	17.77
		120	5600		18.00	17.87
		140	5700		18.00	17.88
		144	5720		18.00	17.56
	802.11n20-HT0	100	5500	MCS0	18.00	17.83
		116	5580		18.00	17.70
		120	5600		18.00	17.88
		140	5700		18.00	17.77
		144	5720		18.00	17.71
	802.11ac20-VHT0	100	5500	MCS0	18.00	17.82
		116	5580		18.00	17.83
		120	5600		18.00	17.82
		140	5700		18.00	17.97
		144	5720		18.00	17.90
	802.11ax20-HE0	100	5500	MCS0	18.00	17.87
		116	5580		18.00	17.68
		120	5600		18.00	17.77
		140	5700		18.00	17.91
		144	5720		18.00	17.68
	802.11n40-HT0	102	5510	MCS0	17.50	17.20
		110	5550		17.50	17.32
		118	5590		17.50	17.30
		134	5670		17.50	17.40
		142	5710		17.50	17.42
	802.11ac40-VHT0	102	5510	MCS0	17.50	17.36
		110	5550		17.50	17.34
		134	5670		17.50	17.38
		142	5710		17.50	17.27
	802.11ax40-HE0	102	5510	MCS0	17.50	17.31
		110	5550		17.50	17.31
		134	5670		17.50	17.37
		142	5710		17.50	17.31
	802.11ac80-VHT0	106	5530	MCS0	17.50	17.31
		122	5610		17.50	17.31
		138	5690		17.50	17.24
	802.11ax80-HE0	106	5530	MCS0	17.50	17.40
		122	5610		17.50	17.26
		138	5690		17.50	17.41

Chain 0						
Mode	Mode	Channel	Frequency (MHz)	Data Rate	Max. Rated Avg. Power + Max. Tolerance (dBm)	Average power (dBm)
5800 MHz	802.11a	149	5745	6Mbps	18.00	17.92
		157	5785		18.00	17.65
		165	5825		18.00	17.74
	802.11n20-HT0	149	5745	MCS0	18.00	17.75
		157	5785		18.00	17.83
		165	5825		18.00	17.80
	802.11ac20-VHT0	149	5745	MCS0	18.00	17.92
		157	5785		18.00	17.83
		165	5825		18.00	17.75
	802.11ax20-HE0	149	5745	MCS0	18.00	17.97
		157	5785		18.00	17.86
		165	5825		18.00	17.89
	802.11n40-HT0	151	5755	MCS0	18.00	17.82
		159	5795		18.00	17.88
	802.11ac40-VHT0	151	5755	MCS0	18.00	17.84
		159	5795		18.00	17.80
	802.11ax40-HE0	151	5755	MCS0	18.00	17.76
		159	5795		18.00	17.87
	802.11ac80-VHT0	155	5775	MCS0	18.00	17.78
	802.11ax80-HE0	155	5775	MCS0	18.00	17.86

Chain 1						
Mode	Mode	Channel	Frequency (MHz)	Data Rate	Max. Rated Avg. Power + Max. Tolerance (dBm)	Average power (dBm)
5800 MHz	802.11a	149	5745	6Mbps	17.50	17.45
		157	5785		17.50	17.28
		165	5825		17.50	17.21
	802.11n20-HT0	149	5745	MCS0	17.50	17.27
		157	5785		17.50	17.26
		165	5825		17.50	17.28
	802.11ac20-VHT0	149	5745	MCS0	17.50	17.31
		157	5785		17.50	17.45
		165	5825		17.50	17.34
	802.11ax20-HE0	149	5745	MCS0	17.50	17.42
		157	5785		17.50	17.22
		165	5825		17.50	17.19
	802.11n40-HT0	151	5755	MCS0	17.50	17.37
		159	5795		17.50	17.45
	802.11ac40-VHT0	151	5755	MCS0	17.50	17.38
		159	5795		17.50	17.32
	802.11ax40-HE0	151	5755	MCS0	17.50	17.27
		159	5795		17.50	17.28
	802.11ac80-VHT0	155	5775	MCS0	17.50	17.48
	802.11ax80-HE0	155	5775	MCS0	17.50	17.22

Unless otherwise stated the results shown in this test report refer only to the sample(s) tested and such sample(s) are retained for 90 days only.
除非另有說明，此報告結果僅對測試之樣品負責，同時此樣品僅保留90天。本報告未經本公司書面許可，不可部份複製。
This document is issued by the Company subject to its General Conditions of Service printed overleaf, available on request or accessible at http://www.sgs.com.tw/Terms-and-Conditions and for electronic format documents, subject to Terms and Conditions for Electronic Documents at http://www.sgs.com.tw/Terms-and-Conditions. Attention is drawn to the limitation of liability, indemnification and jurisdiction issues defined therein. Any holder of this document is advised that information contained hereon reflects the Company's findings at the time of its intervention only and within the limits of Client's instructions, if any. The Company's sole responsibility is to its Client and this document does not exonerate parties to a transaction from exercising all their rights and obligations under the transaction documents. This document cannot be reproduced except in full, without prior written approval of the Company. Any unauthorized alteration, forgery or falsification of the content or appearance of this document is unlawful and offenders may be prosecuted to the fullest extent of the law.

MIMO+DBS_Calling

Chain 0

Band	Mode	Channel	Frequency (MHz)	Data Rate	Max. Rated Avg. Power + Max. Tolerance (dBm)	Average power (dBm)
2450 MHz	802.11b	1	2412	1Mbps	16.50	16.45
		6	2437		16.50	16.38
		11	2462		16.50	16.41
	802.11g	1	2412	6Mbps	16.50	16.47
		6	2437		16.50	16.25
		11	2462		16.50	16.35
	802.11n20-HT0	1	2412	MCS0	16.50	16.27
		6	2437		16.50	16.35
		11	2462		16.50	16.40
	802.11ax20-HE0	1	2412	MCS0	16.50	16.26
		6	2437		16.50	16.36
		11	2462		16.50	16.25
	802.11n40-HT0	3	2422	MCS0	16.50	16.26
		6	2437		16.50	16.41
		9	2452		16.50	16.29
	802.11ax40-HE0	3	2422	MCS0	16.50	16.25
		6	2437		16.50	16.24
		9	2452		16.50	16.32

Chain 1

Band	Mode	Channel	Frequency (MHz)	Data Rate	Max. Rated Avg. Power + Max. Tolerance (dBm)	Average power (dBm)
2450 MHz	802.11b	1	2412	1Mbps	16.50	16.13
		6	2437		16.50	16.41
		11	2462		16.50	16.35
	802.11g	1	2412	6Mbps	16.50	16.37
		6	2437		16.50	16.26
		11	2462		16.50	16.25
	802.11n20-HT0	1	2412	MCS0	16.50	16.40
		6	2437		16.50	16.27
		11	2462		16.50	16.24
	802.11ax20-HE0	1	2412	MCS0	16.50	16.42
		6	2437		16.50	16.38
		11	2462		16.50	16.31
	802.11n40-HT0	3	2422	MCS0	16.50	16.25
		6	2437		16.50	16.25
		9	2452		16.50	16.19
	802.11ax40-HE0	3	2422	MCS0	16.50	16.24
		6	2437		16.50	16.34
		9	2452		16.50	16.49

Chain 0

Band	Mode	Channel	Frequency (MHz)	Data Rate	Max. Rated Avg. Power + Max. Tolerance (dBm)	Average power (dBm)
5.15-5.25 GHz	802.11a	36	5180	6Mbps	13.00	12.81
		40	5200		13.00	12.86
		44	5220		13.00	12.85
		48	5240		13.00	12.82
	802.11n20-HT0	36	5180	MCS0	13.00	12.85
		40	5200		13.00	12.74
		44	5220		13.00	12.94
		48	5240		13.00	12.83
	802.11ac20-VHT0	36	5180	MCS0	13.00	12.89
		40	5200		13.00	12.82
		44	5220		13.00	12.89
		48	5240		13.00	12.90
	802.11ax20-HE0	36	5180	MCS0	13.00	12.80
		40	5200		13.00	12.67
		44	5220		13.00	12.68
		48	5240		13.00	12.77
	802.11n40-HT0	38	5190	MCS0	13.00	12.83
		46	5230		13.00	12.98
	802.11ac40-VHT0	38	5190	MCS0	13.00	12.86
		46	5230		13.00	12.80
	802.11ax40-HE0	38	5190	MCS0	13.00	12.96
		46	5230		13.00	12.91
	802.11ac80-VHT0	42	5210	MCS0	12.50	12.38
	802.11ax80-HE0	42	5210	MCS0	12.50	12.25

Chain 1

Band	Mode	Channel	Frequency (MHz)	Data Rate	Max. Rated Avg. Power + Max. Tolerance (dBm)	Average power (dBm)
5.15-5.25 GHz	802.11a	36	5180	6Mbps	14.50	14.29
		40	5200		14.50	14.38
		44	5220		14.50	14.31
		48	5240		14.50	14.36
	802.11n20-HT0	36	5180	MCS0	14.50	14.18
		40	5200		14.50	14.26
		44	5220		14.50	14.29
		48	5240		14.50	14.25
	802.11ac20-VHT0	36	5180	MCS0	14.50	14.43
		40	5200		14.50	14.42
		44	5220		14.50	14.26
		48	5240		14.50	14.42
	802.11ax20-HE0	36	5180	MCS0	14.50	14.24
		40	5200		14.50	14.27
		44	5220		14.50	14.17
		48	5240		14.50	14.33
	802.11n40-HT0	38	5190	MCS0	14.50	14.22
		46	5230		14.50	14.46
	802.11ac40-VHT0	38	5190	MCS0	14.50	14.29
		46	5230		14.50	14.20
	802.11ax40-HE0	38	5190	MCS0	14.50	14.31
		46	5230		14.50	14.41
	802.11ac80-VHT0	42	5210	MCS0	14.00	13.81
	802.11ax80-HE0	42	5210	MCS0	14.00	13.67

Chain 0

Band	Mode	Channel	Frequency (MHz)	Data Rate	Max. Rated Avg. Power + Max. Tolerance (dBm)	Average power (dBm)
5.25-5.35 GHz	802.11a	52	5260	6Mbps	13.50	13.39
		56	5280		13.50	13.12
		60	5300		13.50	13.47
		64	5320		13.50	13.21
	802.11n20-HT0	52	5260	MCS0	13.50	13.42
		56	5280		13.50	13.44
		60	5300		13.50	13.31
		64	5320		13.50	13.39
	802.11ac20-VHT0	52	5260	MCS0	13.50	13.39
		56	5280		13.50	13.24
		60	5300		13.50	13.44
		64	5320		13.50	13.15
	802.11ax20-HE0	52	5260	MCS0	13.50	13.36
		56	5280		13.50	13.26
		60	5300		13.50	13.17
		64	5320		13.50	13.30
	802.11n40-HT0	54	5270	MCS0	13.00	12.80
		62	5310		13.00	12.94
	802.11ac40-VHT0	54	5270	MCS0	13.00	12.87
		62	5310		13.00	12.71
	802.11ax40-HE0	54	5270	MCS0	13.00	12.74
		62	5310		13.00	12.68
	802.11ac80-VHT0	58	5290	MCS0	13.00	12.89
	802.11ax80-HE0	58	5290	MCS0	13.00	12.92

Chain 1

Band	Mode	Channel	Frequency (MHz)	Data Rate	Max. Rated Avg. Power + Max. Tolerance (dBm)	Average power (dBm)
5.25-5.35 GHz	802.11a	52	5260	6Mbps	16.00	15.82
		56	5280		16.00	15.55
		60	5300		16.00	15.96
		64	5320		16.00	15.65
	802.11n20-HT0	52	5260	MCS0	16.00	15.83
		56	5280		16.00	15.72
		60	5300		16.00	15.81
		64	5320		16.00	15.87
	802.11ac20-VHT0	52	5260	MCS0	16.00	15.70
		56	5280		16.00	15.98
		60	5300		16.00	15.69
		64	5320		16.00	15.79
	802.11ax20-HE0	52	5260	MCS0	16.00	15.86
		56	5280		16.00	15.69
		60	5300		16.00	15.99
		64	5320		16.00	15.89
	802.11n40-HT0	54	5270	MCS0	15.50	15.42
		62	5310		15.50	15.31
	802.11ac40-VHT0	54	5270	MCS0	15.50	15.33
		62	5310		15.50	15.33
	802.11ax40-HE0	54	5270	MCS0	15.50	15.44
		62	5310		15.50	15.29
	802.11ac80-VHT0	58	5290	MCS0	15.50	15.23
	802.11ax80-HE0	58	5290	MCS0	15.50	15.27

Chain 0

Band	Mode	Channel	Frequency (MHz)	Data Rate	Max. Rated Avg. Power + Max. Tolerance (dBm)	Average power (dBm)
5600 MHz	802.11a	100	5500	6Mbps	10.50	10.38
		116	5580		10.50	10.18
		120	5600		10.50	10.28
		140	5700		10.50	10.49
		144	5720		10.50	10.05
	802.11n20-HT0	100	5500	MCS0	10.50	10.39
		116	5580		10.50	10.32
		120	5600		10.50	10.41
		140	5700		10.50	10.41
		144	5720		10.50	10.22
	802.11ac20-VHT0	100	5500	MCS0	10.50	10.29
		116	5580		10.50	10.27
		120	5600		10.50	10.43
		140	5700		10.50	10.46
		144	5720		10.50	10.19
	802.11ax20-HE0	100	5500	MCS0	10.50	10.22
		116	5580		10.50	10.19
		120	5600		10.50	10.39
		140	5700		10.50	10.38
		144	5720		10.50	10.44
	802.11n40-HT0	102	5510	MCS0	10.00	9.64
		110	5550		10.00	9.94
		118	5590		10.00	9.68
		134	5670		10.00	9.76
		142	5710		10.00	9.81
	802.11ac40-VHT0	102	5510	MCS0	10.00	9.89
		110	5550		10.00	9.85
		134	5670		10.00	9.82
		142	5710		10.00	9.90
	802.11ax40-HE0	102	5510	MCS0	10.00	9.92
		110	5550		10.00	9.92
		134	5670		10.00	9.77
		142	5710		10.00	9.92
	802.11ac80-VHT0	106	5530	MCS0	10.00	9.77
		122	5610		10.00	9.73
		138	5690		10.00	9.72
	802.11ax80-HE0	106	5530	MCS0	10.00	9.79
		122	5610		10.00	9.78
		138	5690		10.00	9.73

Chain 1

Band	Mode	Channel	Frequency (MHz)	Data Rate	Max. Rated Avg. Power + Max. Tolerance (dBm)	Average power (dBm)
5600 MHz	802.11a	100	5500	6Mbps	16.50	16.46
		116	5580		16.50	16.27
		120	5600		16.50	16.37
		140	5700		16.50	16.38
		144	5720		16.50	16.12
	802.11n20-HT0	100	5500	MCS0	16.50	16.34
		116	5580		16.50	16.38
		120	5600		16.50	16.26
		140	5700		16.50	16.26
		144	5720		16.50	16.31
	802.11ac20-VHT0	100	5500	MCS0	16.50	16.25
		116	5580		16.50	16.28
		120	5600		16.50	16.38
		140	5700		16.50	16.32
		144	5720		16.50	16.34
	802.11ax20-HE0	100	5500	MCS0	16.50	16.25
		116	5580		16.50	16.27
		120	5600		16.50	16.22
		140	5700		16.50	16.33
		144	5720		16.50	16.29
	802.11n40-HT0	102	5510	MCS0	16.00	15.77
		110	5550		16.00	15.80
		118	5590		16.00	15.93
		134	5670		16.00	15.86
		142	5710		16.00	15.79
	802.11ac40-VHT0	102	5510	MCS0	16.00	15.76
		110	5550		16.00	15.83
		134	5670		16.00	15.82
		142	5710		16.00	15.97
	802.11ax40-HE0	102	5510	MCS0	16.00	15.90
		110	5550		16.00	15.84
		134	5670		16.00	15.90
		142	5710		16.00	15.71
	802.11ac80-VHT0	106	5530	MCS0	16.00	15.69
		122	5610		16.00	15.80
		138	5690		16.00	15.78
	802.11ax80-HE0	106	5530	MCS0	16.00	15.65
		122	5610		16.00	15.95
		138	5690		16.00	15.75

Chain 0

Mode	Mode	Channel	Frequency (MHz)	Data Rate	Max. Rated Avg. Power + Max. Tolerance (dBm)	Average power (dBm)
5800 MHz	802.11a	149	5745	6Mbps	12.00	11.91
		157	5785		12.00	11.84
		165	5825		12.00	11.82
	802.11n20-HT0	149	5745	MCS0	12.00	11.77
		157	5785		12.00	11.84
		165	5825		12.00	11.77
	802.11ac20-VHT0	149	5745	MCS0	12.00	11.63
		157	5785		12.00	11.83
		165	5825		12.00	11.78
	802.11ax20-HE0	149	5745	MCS0	12.00	11.87
		157	5785		12.00	11.84
		165	5825		12.00	11.77
	802.11n40-HT0	151	5755	MCS0	12.00	11.91
		159	5795		12.00	11.71
	802.11ac40-VHT0	151	5755	MCS0	12.00	11.90
		159	5795		12.00	11.95
	802.11ax40-HE0	151	5755	MCS0	12.00	11.78
		159	5795		12.00	11.73
	802.11ac80-VHT0	155	5775	MCS0	12.00	11.97
	802.11ax80-HE0	155	5775	MCS0	12.00	11.74

Chain 1

Mode	Mode	Channel	Frequency (MHz)	Data Rate	Max. Rated Avg. Power + Max. Tolerance (dBm)	Average power (dBm)
5800 MHz	802.11a	149	5745	6Mbps	16.50	16.33
		157	5785		16.50	16.32
		165	5825		16.50	16.19
	802.11n20-HT0	149	5745	MCS0	16.50	16.46
		157	5785		16.50	16.20
		165	5825		16.50	16.28
	802.11ac20-VHT0	149	5745	MCS0	16.50	16.28
		157	5785		16.50	16.31
		165	5825		16.50	16.28
	802.11ax20-HE0	149	5745	MCS0	16.50	16.20
		157	5785		16.50	16.40
		165	5825		16.50	16.27
	802.11n40-HT0	151	5755	MCS0	16.50	16.30
		159	5795		16.50	16.40
	802.11ac40-VHT0	151	5755	MCS0	16.50	16.25
		159	5795		16.50	16.39
	802.11ax40-HE0	151	5755	MCS0	16.50	16.27
		159	5795		16.50	16.23
	802.11ac80-VHT0	155	5775	MCS0	16.50	16.43
	802.11ax80-HE0	155	5775	MCS0	16.50	16.30

Unless otherwise stated the results shown in this test report refer only to the sample(s) tested and such sample(s) are retained for 90 days only.
除非另有說明，此報告結果僅對測試之樣品負責，同時此樣品僅保留90天。本報告未經本公司書面許可，不可部份複製。
This document is issued by the Company subject to its General Conditions of Service printed overleaf, available on request or accessible at http://www.sgs.com.tw/Terms-and-Conditions and for electronic format documents, subject to Terms and Conditions for Electronic Documents at http://www.sgs.com.tw/Terms-and-Conditions. Attention is drawn to the limitation of liability, indemnification and jurisdiction issues defined therein. Any holder of this document is advised that information contained hereon reflects the Company's findings at the time of its intervention only and within the limits of Client's instructions, if any. The Company's sole responsibility is to its Client and this document does not exonerate parties to a transaction from exercising all their rights and obligations under the transaction documents. This document cannot be reproduced except in full, without prior written approval of the Company. Any unauthorized alteration, forgery or falsification of the content or appearance of this document is unlawful and offenders may be prosecuted to the fullest extent of the law.

MIMO+DBS_Camera

Chain 0

Band	Mode	Channel	Frequency (MHz)	Data Rate	Max. Rated Avg. Power + Max. Tolerance (dBm)	Average power (dBm)
2450 MHz	802.11b	1	2412	1Mbps	16.00	15.95
		6	2437		16.00	15.73
		11	2462		16.00	15.80
	802.11g	1	2412	6Mbps	16.00	15.84
		6	2437		16.00	15.69
		11	2462		16.00	15.80
	802.11n20-HT0	1	2412	MCS0	16.00	15.79
		6	2437		16.00	15.82
		11	2462		16.00	15.80
	802.11ax20-HE0	1	2412	MCS0	16.00	15.75
		6	2437		16.00	15.92
		11	2462		16.00	15.64
	802.11n40-HT0	3	2422	MCS0	16.00	15.79
		6	2437		16.00	15.71
		9	2452		16.00	15.87
	802.11ax40-HE0	3	2422	MCS0	16.00	15.70
		6	2437		16.00	15.83
		9	2452		16.00	15.84

Chain 1

Band	Mode	Channel	Frequency (MHz)	Data Rate	Max. Rated Avg. Power + Max. Tolerance (dBm)	Average power (dBm)
2450 MHz	802.11b	1	2412	1Mbps	16.00	15.89
		6	2437		16.00	15.91
		11	2462		16.00	15.75
	802.11g	1	2412	6Mbps	16.00	15.86
		6	2437		16.00	15.71
		11	2462		16.00	15.67
	802.11n20-HT0	1	2412	MCS0	16.00	15.84
		6	2437		16.00	15.80
		11	2462		16.00	15.73
	802.11ax20-HE0	1	2412	MCS0	16.00	15.80
		6	2437		16.00	15.77
		11	2462		16.00	15.90
	802.11n40-HT0	3	2422	MCS0	16.00	15.79
		6	2437		16.00	15.93
		9	2452		16.00	15.81
	802.11ax40-HE0	3	2422	MCS0	16.00	15.94
		6	2437		16.00	15.79
		9	2452		16.00	15.82

Chain 0

Band	Mode	Channel	Frequency (MHz)	Data Rate	Max. Rated Avg. Power + Max. Tolerance (dBm)	Average power (dBm)
5.15-5.25 GHz	802.11a	36	5180	6Mbps	13.50	13.32
		40	5200		13.50	13.39
		44	5220		13.50	13.32
		48	5240		13.50	13.48
	802.11n20-HT0	36	5180	MCS0	13.50	13.21
		40	5200		13.50	13.31
		44	5220		13.50	13.44
		48	5240		13.50	13.16
	802.11ac20-VHT0	36	5180	MCS0	13.50	13.30
		40	5200		13.50	13.29
		44	5220		13.50	13.46
		48	5240		13.50	13.25
	802.11ax20-HE0	36	5180	MCS0	13.50	13.39
		40	5200		13.50	13.31
		44	5220		13.50	13.37
		48	5240		13.50	13.40
	802.11n40-HT0	38	5190	MCS0	13.50	13.32
		46	5230		13.50	13.46
	802.11ac40-VHT0	38	5190	MCS0	13.50	13.38
		46	5230		13.50	13.34
	802.11ax40-HE0	38	5190	MCS0	13.50	13.32
		46	5230		13.50	13.25
	802.11ac80-VHT0	42	5210	MCS0	13.00	12.76
	802.11ax80-HE0	42	5210	MCS0	13.00	12.72

Chain 1

Band	Mode	Channel	Frequency (MHz)	Data Rate	Max. Rated Avg. Power + Max. Tolerance (dBm)	Average power (dBm)
5.15-5.25 GHz	802.11a	36	5180	6Mbps	14.00	13.81
		40	5200		14.00	13.83
		44	5220		14.00	13.93
		48	5240		14.00	13.92
	802.11n20-HT0	36	5180	MCS0	14.00	13.81
		40	5200		14.00	13.74
		44	5220		14.00	13.83
		48	5240		14.00	13.76
	802.11ac20-VHT0	36	5180	MCS0	14.00	13.77
		40	5200		14.00	13.76
		44	5220		14.00	13.89
		48	5240		14.00	13.89
	802.11ax20-HE0	36	5180	MCS0	14.00	13.77
		40	5200		14.00	13.82
		44	5220		14.00	13.64
		48	5240		14.00	13.92
	802.11n40-HT0	38	5190	MCS0	14.00	13.90
		46	5230		14.00	13.98
	802.11ac40-VHT0	38	5190	MCS0	14.00	13.81
		46	5230		14.00	13.73
	802.11ax40-HE0	38	5190	MCS0	14.00	13.80
		46	5230		14.00	13.78
	802.11ac80-VHT0	42	5210	MCS0	13.50	13.19
	802.11ax80-HE0	42	5210	MCS0	13.50	13.14

Chain 0

Band	Mode	Channel	Frequency (MHz)	Data Rate	Max. Rated Avg. Power + Max. Tolerance (dBm)	Average power (dBm)
5.25-5.35 GHz	802.11a	52	5260	6Mbps	15.50	15.48
		56	5280		15.50	15.29
		60	5300		15.50	15.39
		64	5320		15.50	15.31
	802.11n20-HT0	52	5260	MCS0	15.50	15.18
		56	5280		15.50	15.26
		60	5300		15.50	15.31
		64	5320		15.50	15.33
	802.11ac20-VHT0	52	5260	MCS0	15.50	15.28
		56	5280		15.50	15.24
		60	5300		15.50	15.42
		64	5320		15.50	15.45
	802.11ax20-HE0	52	5260	MCS0	15.50	15.32
		56	5280		15.50	15.36
		60	5300		15.50	15.27
		64	5320		15.50	15.42
	802.11n40-HT0	54	5270	MCS0	15.00	14.72
		62	5310		15.00	14.69
	802.11ac40-VHT0	54	5270	MCS0	15.00	14.77
		62	5310		15.00	14.83
	802.11ax40-HE0	54	5270	MCS0	15.00	14.86
		62	5310		15.00	14.70
	802.11ac80-VHT0	58	5290	MCS0	15.00	14.90
	802.11ax80-HE0	58	5290	MCS0	15.00	14.91

Chain 1

Band	Mode	Channel	Frequency (MHz)	Data Rate	Max. Rated Avg. Power + Max. Tolerance (dBm)	Average power (dBm)
5.25-5.35 GHz	802.11a	52	5260	6Mbps	15.50	15.22
		56	5280		15.50	15.15
		60	5300		15.50	15.32
		64	5320		15.50	15.24
	802.11n20-HT0	52	5260	MCS0	16.00	15.82
		56	5280		16.00	15.81
		60	5300		16.00	15.98
		64	5320		16.00	15.90
	802.11ac20-VHT0	52	5260	MCS0	16.00	15.81
		56	5280		16.00	15.74
		60	5300		16.00	15.91
		64	5320		16.00	15.82
	802.11ax20-HE0	52	5260	MCS0	16.00	15.73
		56	5280		16.00	15.79
		60	5300		16.00	15.83
		64	5320		16.00	15.82
	802.11n40-HT0	54	5270	MCS0	15.50	15.29
		62	5310		15.50	15.28
	802.11ac40-VHT0	54	5270	MCS0	15.50	15.32
		62	5310		15.50	15.30
	802.11ax40-HE0	54	5270	MCS0	15.50	15.24
		62	5310		15.50	15.28
	802.11ac80-VHT0	58	5290	MCS0	15.50	15.25
	802.11ax80-HE0	58	5290	MCS0	15.50	15.40

Chain 0

Band	Mode	Channel	Frequency (MHz)	Data Rate	Max. Rated Avg. Power + Max. Tolerance (dBm)	Average power (dBm)
5600 MHz	802.11a	100	5500	6Mbps	16.00	15.89
		116	5580		16.00	15.69
		120	5600		16.00	15.74
		140	5700		16.00	15.87
		144	5720		16.00	15.92
	802.11n20-HT0	100	5500	MCS0	16.00	15.83
		116	5580		16.00	15.83
		120	5600		16.00	15.67
		140	5700		16.00	15.64
		144	5720		16.00	15.83
	802.11ac20-VHT0	100	5500	MCS0	16.00	15.95
		116	5580		16.00	15.76
		120	5600		16.00	15.88
		140	5700		16.00	15.99
		144	5720		16.00	15.91
	802.11ax20-HE0	100	5500	MCS0	16.00	15.90
		116	5580		16.00	15.83
		120	5600		16.00	15.68
		140	5700		16.00	15.72
		144	5720		16.00	15.94
	802.11n40-HT0	102	5510	MCS0	16.00	15.87
		110	5550		16.00	15.83
		118	5590		16.00	15.65
		134	5670		16.00	15.81
		142	5710		16.00	15.79
	802.11ac40-VHT0	102	5510	MCS0	16.00	15.84
		110	5550		16.00	15.87
		134	5670		16.00	15.76
		142	5710		16.00	15.87
	802.11ax40-HE0	102	5510	MCS0	16.00	15.78
		110	5550		16.00	15.79
		134	5670		16.00	15.81
		142	5710		16.00	15.83
	802.11ac80-VHT0	106	5530	MCS0	16.00	15.45
		122	5610		16.00	15.97
		138	5690		16.00	15.99
	802.11ax80-HE0	106	5530	MCS0	16.00	15.71
		122	5610		16.00	15.79
		138	5690		16.00	15.93

Chain 1

Band	Mode	Channel	Frequency (MHz)	Data Rate	Max. Rated Avg. Power + Max. Tolerance (dBm)	Average power (dBm)
5600 MHz	802.11a	100	5500	6Mbps	16.00	15.98
		116	5580		16.00	15.81
		120	5600		16.00	15.85
		140	5700		16.00	15.90
		144	5720		16.00	15.64
	802.11n20-HT0	100	5500	MCS0	16.00	15.93
		116	5580		16.00	15.72
		120	5600		16.00	15.87
		140	5700		16.00	15.70
		144	5720		16.00	15.81
	802.11ac20-VHT0	100	5500	MCS0	16.00	15.80
		116	5580		16.00	15.90
		120	5600		16.00	15.66
		140	5700		16.00	15.84
		144	5720		16.00	15.77
	802.11ax20-HE0	100	5500	MCS0	16.00	15.88
		116	5580		16.00	15.90
		120	5600		16.00	15.81
		140	5700		16.00	15.82
		144	5720		16.00	15.90
	802.11n40-HT0	102	5510	MCS0	15.50	15.28
		110	5550		15.50	15.31
		118	5590		15.50	15.32
		134	5670		15.50	15.33
		142	5710		15.50	15.30
	802.11ac40-VHT0	102	5510	MCS0	15.50	15.25
		110	5550		15.50	15.35
		134	5670		15.50	15.36
		142	5710		15.50	15.40
	802.11ax40-HE0	102	5510	MCS0	15.50	15.35
		110	5550		15.50	15.31
		134	5670		15.50	15.40
		142	5710		15.50	15.23
	802.11ac80-VHT0	106	5530	MCS0	15.50	15.28
		122	5610		15.50	15.31
		138	5690		15.50	15.48
	802.11ax80-HE0	106	5530	MCS0	15.50	15.29
		122	5610		15.50	15.12
		138	5690		15.50	15.36

Chain 0

Mode	Mode	Channel	Frequency (MHz)	Data Rate	Max. Rated Avg. Power + Max. Tolerance (dBm)	Average power (dBm)
5800 MHz	802.11a	149	5745	6Mbps	16.00	15.86
		157	5785		16.00	15.87
		165	5825		16.00	15.83
	802.11n20-HT0	149	5745	MCS0	16.00	15.62
		157	5785		16.00	15.87
		165	5825		16.00	15.78
	802.11ac20-VHT0	149	5745	MCS0	16.00	15.91
		157	5785		16.00	15.94
		165	5825		16.00	15.80
	802.11ax20-HE0	149	5745	MCS0	16.00	15.89
		157	5785		16.00	15.79
		165	5825		16.00	15.93
	802.11n40-HT0	151	5755	MCS0	16.00	15.83
		159	5795		16.00	15.86
	802.11ac40-VHT0	151	5755	MCS0	16.00	15.70
		159	5795		16.00	15.91
	802.11ax40-HE0	151	5755	MCS0	16.00	15.80
		159	5795		16.00	15.77
	802.11ac80-VHT0	155	5775	MCS0	16.00	15.88
	802.11ax80-HE0	155	5775	MCS0	16.00	15.86

Chain 1

Mode	Mode	Channel	Frequency (MHz)	Data Rate	Max. Rated Avg. Power + Max. Tolerance (dBm)	Average power (dBm)
5800 MHz	802.11a	149	5745	6Mbps	16.00	15.93
		157	5785		16.00	15.82
		165	5825		16.00	15.86
	802.11n20-HT0	149	5745	MCS0	16.00	15.83
		157	5785		16.00	15.81
		165	5825		16.00	15.83
	802.11ac20-VHT0	149	5745	MCS0	16.00	15.90
		157	5785		16.00	15.92
		165	5825		16.00	15.65
	802.11ax20-HE0	149	5745	MCS0	16.00	15.78
		157	5785		16.00	15.87
		165	5825		16.00	15.91
	802.11n40-HT0	151	5755	MCS0	16.00	15.78
		159	5795		16.00	15.85
	802.11ac40-VHT0	151	5755	MCS0	16.00	15.78
		159	5795		16.00	15.74
	802.11ax40-HE0	151	5755	MCS0	16.00	15.89
		159	5795		16.00	15.85
	802.11ac80-VHT0	155	5775	MCS0	16.00	15.93
	802.11ax80-HE0	155	5775	MCS0	16.00	15.72

Unless otherwise stated the results shown in this test report refer only to the sample(s) tested and such sample(s) are retained for 90 days only.
除非另有說明，此報告結果僅對測試之樣品負責，同時此樣品僅保留90天。本報告未經本公司書面許可，不可部份複製。
This document is issued by the Company subject to its General Conditions of Service printed overleaf, available on request or accessible at http://www.sgs.com.tw/Terms-and-Conditions and for electronic format documents, subject to Terms and Conditions for Electronic Documents at http://www.sgs.com.tw/Terms-and-Conditions. Attention is drawn to the limitation of liability, indemnification and jurisdiction issues defined therein. Any holder of this document is advised that information contained hereon reflects the Company's findings at the time of its intervention only and within the limits of Client's instructions, if any. The Company's sole responsibility is to its Client and this document does not exonerate parties to a transaction from exercising all their rights and obligations under the transaction documents. This document cannot be reproduced except in full, without prior written approval of the Company. Any unauthorized alteration, forgery or falsification of the content or appearance of this document is unlawful and offenders may be prosecuted to the fullest extent of the law.

Bluetooth maximum power table:

Mode	Channel	Frequency (MHz)	1Mbps		2Mbps		3Mbps	
			Max. Rated Avg. Power + Max. Tolerance (dBm)	Average power (dBm)	Max. Rated Avg. Power + Max. Tolerance (dBm)	Average power (dBm)	Max. Rated Avg. Power + Max. Tolerance (dBm)	Average power (dBm)
BR/EDR	CH 00	2402	10.00	9.55	10.00	8.40	10.00	8.48
	CH 39	2441	10.00	9.99	10.00	9.05	10.00	9.03
	CH 78	2480	10.00	8.96	10.00	7.03	10.00	7.02

Mode	Channel	Frequency (MHz)	GFSK	
			Max. Rated Avg.Power + Max. Tolerance (dBm)	Average Output Power (dBm)
LE_1M	CH 37	2402	10.50	10.12
	CH 18	2442	10.50	10.44
	CH 39	2480	10.50	10.42

Mode	Channel	Frequency (MHz)	GFSK	
			Max. Rated Avg.Power + Max. Tolerance (dBm)	Average Output Power (dBm)
LE_2M	CH 37	2402	10.50	10.01
	CH 18	2442	10.50	10.15
	CH 39	2480	10.50	9.02

Unless otherwise stated the results shown in this test report refer only to the sample(s) tested and such sample(s) are retained for 90 days only.
除非另有說明，此報告結果僅對測試之樣品負責，同時此樣品僅保留90天。本報告未經本公司書面許可，不可部份複製。
This document is issued by the Company subject to its General Conditions of Service printed overleaf, available on request or accessible at http://www.sgs.com.tw/Terms-and-Conditions and for electronic format documents, subject to Terms and Conditions for Electronic Documents at http://www.sgs.com.tw/Terms-and-Conditions. Attention is drawn to the limitation of liability, indemnification and jurisdiction issues defined therein. Any holder of this document is advised that information contained hereon reflects the Company's findings at the time of its intervention only and within the limits of Client's instructions, if any. The Company's sole responsibility is to its Client and this document does not exonerate parties to a transaction from exercising all their rights and obligations under the transaction documents. This document cannot be reproduced except in full, without prior written approval of the Company. Any unauthorized alteration, forgery or falsification of the content or appearance of this document is unlawful and offenders may be prosecuted to the fullest extent of the law.

1.3.1 LTE Downlink CA

LTE Downlink 2CA conducted power table

Full power

Two Component Carrier Maximum Conducted Power															
PCC									SCC				Full power (dBm)		Configurations
UL							DL		DL						
LTE Band	Bandwidth [MHz]	Modulation	RB	RB Offset	Channel	Frequency [MHz]	Channel	Frequency [MHz]	LTE Band	Bandwidth [MHz]	Channel	Frequency [MHz]	DL CA active	DL CA inactive	
4	20	QPSK	1	0	20050	1720	2050	2120	48	20	55990	3625	23.30	23.38	4A-48A
48	20	QPSK	1	0	56640	3690	56640	3690	4	20	2175	2132.5	23.77	23.99	4A-48A
5	10	QPSK	1	0	20525	836.5	2525	881.5	7	20	3100	2655	23.00	23.09	5A-7A
7	20	QPSK	1	99	21350	2560	3350	2680	5	10	2525	881.5	22.65	22.71	5A-7A
5	10	QPSK	1	0	20525	836.5	2525	881.5	25	20	8365	1962.5	23.05	23.09	5A-25A
25	20	QPSK	1	0	26140	1860	8140	1940	5	10	2525	881.5	23.50	23.58	5A-25A
5	10	QPSK	1	0	20525	836.5	2525	881.5	48	20	55990	3625	23.02	23.09	5A-48A
48	20	QPSK	1	0	56640	3690	56640	3690	5	10	2525	881.5	23.78	23.99	5A-48A
7	15	QPSK	1	74	20825	2507.5	2825	2627.5	7	5	2918	2636.8	22.55	22.64	7B
7	20	QPSK	1	99	20850	2510	2850	2630	7	20	3048	2649.8	22.65	22.70	7C
7	20	QPSK	1	99	21350	2560	3350	2680	7	20	3152	2660.2	22.49	22.71	7C
7	20	QPSK	1	99	20850	2510	2850	2630	7	20	3350	2680	22.60	22.70	7A-7A
7	20	QPSK	1	99	21350	2560	3350	2680	7	20	2850	2630	22.69	22.71	7A-7A
12	10	QPSK	1	0	23130	711	5130	741	25	20	8365	1962.5	22.87	22.92	12A-25A
25	20	QPSK	1	0	26140	1860	8140	1940	12	10	5095	737.5	23.55	23.58	12A-25A
38	20	QPSK	1	0	37850	2580	37850	2580	38	20	38048	2599.8	23.62	23.71	38C
38	20	QPSK	1	0	38150	2610	38150	2610	38	20	37952	2590.2	23.60	23.69	38C
41	20	QPSK	1	0	41490	2680	41490	2680	42	20	42590	3500	23.57	23.72	41A-42A
42	20	QPSK	1	99	43490	3590	43490	3590	41	20	40620	2593	23.80	23.84	41A-42A
41	20	QPSK	1	0	41490	2680	41490	2680	48	20	55990	3625	23.59	23.72	41A-48A
48	20	QPSK	1	0	56640	3690	56640	3690	41	20	40620	2593	23.92	23.99	41A-48A
42	20	QPSK	1	99	42590	3500	42590	3500	42	20	43490	3590	23.60	23.63	42A-42A
42	20	QPSK	1	99	43490	3590	43490	3590	42	20	41690	3410	23.78	23.84	42A-42A

Reduced power

Two Component Carrier Maximum Conducted Power															
PCC									SCC				Reduced power (dBm)		Configurations
UL							DL		DL						
LTE Band	Bandwidth [MHz]	Modulation	RB	RB Offset	Channel	Frequency [MHz]	Channel	Frequency [MHz]	LTE Band	Bandwidth [MHz]	Channel	Frequency [MHz]	DL CA active	DL CA inactive	
4	20	QPSK	1	50	20300	1745	2300	2145	48	20	55990	3625	21.78	21.98	4A-48A
5	10	QPSK	1	0	20525	836.5	2525	881.5	7	20	3100	2655	23.01	23.09	5A-7A
5	10	QPSK	1	0	20525	836.5	2525	881.5	25	20	8365	1962.5	23.05	23.09	5A-25A
25	20	QPSK	1	0	26140	1860	8140	1940	5	10	2525	881.5	20.93	20.99	5A-25A
5	10	QPSK	1	0	20525	836.5	2525	881.5	48	20	55990	3625	23.04	23.09	5A-48A
12	10	QPSK	1	0	23130	711	5130	741	25	20	8365	1962.5	20.79	20.98	12A-25A
25	20	QPSK	1	0	26140	1860	8140	1940	12	10	5095	737.5	20.85	20.99	12A-25A

Unless otherwise stated the results shown in this test report refer only to the sample(s) tested and such sample(s) are retained for 90 days only.
除非另有說明，此報告結果僅對測試之樣品負責，同時此樣品僅保留90天。本報告未經本公司書面許可，不可部份複製。
This document is issued by the Company subject to its General Conditions of Service printed overleaf, available on request or accessible at http://www.sgs.com.tw/Terms-and-Conditions and for electronic format documents, subject to Terms and Conditions for Electronic Documents at http://www.sgs.com.tw/Terms-and-Conditions. Attention is drawn to the limitation of liability, indemnification and jurisdiction issues defined therein. Any holder of this document is advised that information contained hereon reflects the Company's findings at the time of its intervention only and within the limits of Client's instructions, if any. The Company's sole responsibility is to its Client and this document does not exonerate parties to a transaction from exercising all their rights and obligations under the transaction documents. This document cannot be reproduced except in full, without prior written approval of the Company. Any unauthorized alteration, forgery or falsification of the content or appearance of this document is unlawful and offenders may be prosecuted to the fullest extent of the law.

LTE Downlink 3CA conducted power table

Full power

Three Component Carrier Maximum Conducted Power																				
PCC									SCC 1				SCC 2				Full power (dBm)		
UL							DL		UL				DL						
LTE Band	Bandwidth [MHz]	Modulation	RB	RB Offset	Channel	Frequency [MHz]	Channel	Frequency [MHz]	LTE Band	Bandwidth [MHz]	Channel	Frequency [MHz]	LTE Band	Bandwidth [MHz]	Channel	Frequency [MHz]	H. Ch active	H. Ch inactive	Configurations
2	20	QPSK	1	0	18700	1860	700	1940	2	20	1100	1980	4	20	2175	2132.5	23.55	23.56	2A-2A-4A
2	20	QPSK	1	0	19100	1900	1100	1980	2	20	700	1940	4	20	2175	2132.5	23.54	23.56	2A-2A-4A
4	20	QPSK	1	0	20050	1720	2050	2120	2	20	700	1940	2	20	1100	1980	23.30	23.38	2A-2A-4A
2	20	QPSK	1	0	18700	1860	700	1940	2	20	898	1959.8	4	20	2525	881.5	23.45	23.56	2C-5A
2	20	QPSK	1	0	19100	1900	1100	1980	2	20	902	1960.2	5	10	2525	881.5	23.49	23.56	2C-5A
5	10	QPSK	1	0	20525	836.5	2525	881.5	2	20	700	1940	2	20	898	1959.8	23.01	23.09	2C-5A
2	20	QPSK	1	0	18700	1860	700	1940	2	20	898	1959.8	12	10	5095	737.5	23.43	23.56	2C-12A
2	20	QPSK	1	0	19100	1900	1100	1980	2	20	902	1960.2	12	10	5095	737.5	23.48	23.56	2C-12A
12	10	QPSK	1	0	23130	711	5130	741	2	20	700	1940	2	20	898	1959.8	22.90	22.92	2C-12A
2	20	QPSK	1	0	18700	1860	700	1940	2	20	1100	1980	13	10	5230	751	23.49	23.56	2A-2A-13A
2	20	QPSK	1	0	19100	1900	1100	1980	2	20	700	1940	13	10	5230	751	23.48	23.56	2A-2A-13A
13	10	QPSK	1	49	23230	782	5230	751	2	20	700	1940	2	20	1100	1980	23.30	23.40	2A-2A-13A
2	20	QPSK	1	0	18700	1860	700	1940	2	20	1100	1980	71	20	63786	637	23.50	23.56	2A-2A-71A
2	20	QPSK	1	0	19100	1900	1100	1980	2	20	700	1940	71	20	63786	637	23.52	23.56	2A-2A-71A
71	20	QPSK	1	0	133372	688	68836	642	2	20	700	1940	2	20	1100	1980	23.70	23.75	2A-2A-71A
2	20	QPSK	1	0	18700	1860	700	1940	4	20	2175	2132.5	4	20	2525	881.5	23.44	23.56	2A-4A-5A
4	20	QPSK	1	0	20050	1720	2050	2120	2	20	900	1960	5	10	2525	881.5	23.35	23.38	2A-4A-5A
5	10	QPSK	1	0	20525	836.5	2525	881.5	2	20	900	1960	4	20	2175	2132.5	23.01	23.09	2A-4A-5A
2	20	QPSK	1	0	18700	1860	700	1940	4	20	2175	2132.5	13	10	5230	751	23.50	23.56	2A-4A-13A
4	20	QPSK	1	0	20050	1720	2050	2120	2	20	900	1960	13	10	5230	751	23.30	23.38	2A-4A-13A
13	10	QPSK	1	49	23230	782	5230	751	2	20	900	1960	4	20	2175	2132.5	23.27	23.40	2A-4A-13A
2	20	QPSK	1	0	18700	1860	700	1940	4	20	2175	2132.5	29	10	9715	722.5	23.43	23.56	2A-4A-29A
4	20	QPSK	1	0	20050	1720	2050	2120	2	20	900	1960	29	10	9715	722.5	23.23	23.38	2A-4A-29A
2	20	QPSK	1	0	18700	1860	700	1940	4	20	2175	2132.5	30	10	9820	2355	23.54	23.56	2A-4A-30A
4	20	QPSK	1	0	20050	1720	2050	2120	2	20	900	1960	30	10	9820	2355	23.30	23.38	2A-4A-30A
30	10	QPSK	1	49	27710	2310	9820	2355	2	20	900	1960	4	20	2175	2132.5	23.26	23.35	2A-4A-30A
2	20	QPSK	1	0	18700	1860	700	1940	30	10	9820	2355	66	20	66786	2145	23.49	23.56	2A-30A-66A
30	10	QPSK	1	49	27710	2310	9820	2355	2	20	900	1960	66	20	66786	2145	23.13	23.35	2A-30A-66A
66	20	QPSK	1	0	132322	1745	66786	2145	2	20	900	1960	30	10	9820	2355	23.42	23.57	2A-30A-66A
2	20	QPSK	1	0	18700	1860	700	1940	48	20	55990	3625	66	20	66786	2145	23.39	23.56	2A-48A-66A
48	20	QPSK	1	0	56640	3690	56640	3690	2	20	900	1960	66	20	66786	2145	23.85	23.99	2A-48A-66A
66	20	QPSK	1	0	132322	1745	66786	2145	2	20	900	1960	48	20	55990	3625	23.50	23.57	2A-48A-66A
2	20	QPSK	1	0	18700	1860	700	1940	48	20	55340	3560	48	20	56640	3690	23.49	23.56	2A-48A-48A
48	20	QPSK	1	0	55340	3560	55340	3560	48	20	56640	3690	2	20	900	1960	23.79	23.83	2A-48A-48A
48	20	QPSK	1	0	56640	3690	56640	3690	48	20	55340	3560	2	20	900	1960	23.95	23.99	2A-48A-48A
2	20	QPSK	1	0	18700	1860	700	1940	66	10	66446	2115	66	10	66585	2124.9	23.51	23.56	2A-66B
66	10	QPSK	1	0	132022	1715	66446	2115	66	10	66585	2124.9	2	20	900	1960	23.37	23.43	2A-66B
66	10	QPSK	1	0	132622	1775	67086	2175	66	10	67185	2184.9	2	20	900	1960	23.22	23.28	2A-66B
2	20	QPSK	1	0	18700	1860	700	1940	2	20	898	1959.8	66	20	66786	2145	23.52	23.56	2C-66A
2	20	QPSK	1	0	19100	1900	1100	1980	2	20	902	1960.2	66	20	66786	2145	23.54	23.56	2C-66A
66	20	QPSK	1	0	132322	1745	66786	2145	2	20	700	1940	2	20	898	1959.8	23.49	23.57	2C-66A
4	20	QPSK	1	0	20050	1720	2050	2120	4	20	2300	2145	5	10	2525	881.5	23.35	23.38	4A-4A-5A
4	20	QPSK	1	0	20300	1745	2300	2145	4	20	2050	2120	5	10	2525	881.5	23.39	23.34	4A-4A-5A
5	10	QPSK	1	0	20525	836.5	2525	881.5	4	20	2050	2120	4	20	2300	2145	23.02	23.09	4A-4A-5A
4	20	QPSK	1	0	20050	1720	2050	2120	4	20	2300	2145	13	10	5230	751	23.32	23.38	4A-4A-13A
4	20	QPSK	1	0	20300	1745	2300	2145	4	20	2050	2120	13	10	5230	751	23.30	23.34	4A-4A-13A
13	10	QPSK	1	49	23230	782	5230	751	4	20	2050	2120	4	20	2300	2145	23.38	23.40	4A-4A-13A
4	20	QPSK	1	0	20050	1720	2050	2120	4	20	2300	2145	71	20	63786	637	23.32	23.38	4A-4A-71A
4	20	QPSK	1	0	20300	1745	2300	2145	4	20	2050	2120	71	20	63786	637	23.29	23.34	4A-4A-71A
71	20	QPSK	1	0	133372	688	68836	642	4	20	2050	2120	4	20	2300	2145	23.71	23.75	4A-4A-71A
4	20	QPSK	1	0	20050	1720	2050	2120	4	20	2300	2145	29	10	9715	722.5	23.34	23.38	4A-4A-29A
4	20	QPSK	1	0	20300	1745	2300	2145	4	20	2050	2120	29	10	9715	722.5	23.30	23.34	4A-4A-29A
4	20	QPSK	1	0	20050	1720	2050	2120	4	20	2300	2145	30	10	9820	2355	23.32	23.38	4A-4A-30A
4	20	QPSK	1	0	20300	1745	2300	2145	4	20	2050	2120	30	10	9820	2355	23.27	23.34	4A-4A-30A
30	10	QPSK	1	49	27710	2310	9820	2355	4	20	2050	2120	4	20	2300	2145	23.32	23.35	4A-4A-30A
4	20	QPSK	1	0	20050	1720	2050	2120	5	10	2525	881.5	30	10	9820	2355	23.34	23.38	4A-5A-30A
5	10	QPSK	1	0	20525	836.5	2525	881.5	4	20	2175	2132.5	30	10	9820	2355	23.01	23.09	4A-5A-30A
30	10	QPSK	1	49	27710	2310	9820	2355	4	20	2175	2132.5	5	10	2525	881.5	23.34	23.35	4A-5A-30A
4	20	QPSK	1	0	20050	1720	2050	2120	12	10	5095	737.5	30	10	9820	2355	23.35	23.38	4A-12A-30A
12	10	QPSK	1	0	23130	711	5130	741	4	20	2175	2132.5	30	10	9820	2355	22.90	22.92	4A-12A-30A
30	10	QPSK	1	49	27710	2310	9820	2355	4	20	2175	2132.5	12	10	5095	737.5	23.29	23.35	4A-12A-30A
4	20	QPSK	1	0	20050	1720	2050	2120	29	10	9715	722.5	30	10	9820	2355	23.32	23.38	4A-29A-30A
30	10	QPSK	1	49	27710	2310	9820	2355	4	20	2175	2132.5	29	10	9715	722.5	23.32	23.35	4A-29A-30A
4	20	QPSK	1	0	20050	1720	2050	2120	48	20	55340	3560	48	20	55538	3579.8	23.32	23.38	4A-48C
48	20	QPSK	1	0	55340	3560	55340	3560	48	20	55538	3579.8	4	20	2175	2132.5	23.40	23.83	4A-48C
48	20	QPSK	1	0	56640	3690	56640	3690	48	20	56442	3670.2	4	20	2175	2132.5	23.92	23.99	4A-48C
5	10	QPSK	1	0	20450	829	2450	874	5	10	2600	889	66	20	66786	2145	23.00	23.03	5A-5A-66A
5	10	QPSK	1	0	20000	844	2600	889	5	10	2450	874	66	20	66786	2145	22.95	22.98	5A-5A-66A
66	20	QPSK	1	0	132322	1745	66786	2145	5	10	2600	889	5	10	2450	874	23.50	23.57	5A-5A-66A
5	10	QPSK	1	0	20525	836.5	2525	881.5	48	20	55340	3560	48	20	55538	3579.8	23.03	23.09	5A-48C
48	20	QPSK	1	0	55340	3560	55340	3560	48	20	55538	3579.8	5	10	2450	874	23.40	23.83	5A-48C
48	20	QPSK	1	0	56640	3690	56640	3690	48	20	56442	3670.2	5	10	2450	874	23.92	23.99	5A-48C
5	10	QPSK	1	0	20525	836.5	2525	881.5	66	10	66446	2115	66	10	66585	2124.9	23.05	23.09	5A-66B
66	10	QPSK	1	0	132022	1715	66446	2115	66	10	66585	2124.9	5	10	2450	874	23.40	23.43	5A-66B
66	10	QPSK	1	0	132622	1775	67086	2175	66	10	67185	2184.9	5	10	2450	874	23.21	23.28	5A-66B
5	10	QPSK	1	0	20525	836.5	2525	881.5	66	20	66536	2120	66	20	66734	2139.8	23.01	23.09	5A-66C
66	20	QPSK	1	0	132072	1720	67036	2120	66	20	66734	2139.8	5	10	2450	874	23.39	23.45	5A-66C
66	20	QPSK	1	0	132572	1770	67036	2170	66	20	67234	2189.8	5	10	2450	874	23.42	23.45	5A-66C
13	10	QPSK	1	49	23230	782	5230	751	48	20	55340	3560	48	20	56640	3690	23.27	23.40	13A-48A-48A
48	20	QPSK	1	0	55340	3560	55340	3560	48	20	56640	3690	13	10	5230	751	23.79	23.83	13A-48A-48A
48	20	QPSK	1	0	56640	3690	56640	3690	48	20	55340	3560	13	10	5230	751	23.86	23.99	13A-48A-48A
2	20	QPSK	1	0	18700	1860	700	1940	13	10	5230	751	66	20	66786	2145	23.47	23.56	13A-66A-2A
13	10	QPSK	1	49	23230	782	5230	751	2	20	900	1960	66	20	66786	2145	23.34	23.40	13A-66A-2A
66	20	QPSK	1	0	132322	1745	66786	2145	13	10	5230	751	2	20	900	1960	23.50	23.57	13A-66A-2A
13	10	QPSK	1	49	23230	782	5230	751	66	20	66536	2120	66	20	67036	2170	23.38	23.40	13A-66A-66A
66	20	QPSK	1	0	132072	1720	66536	2120	66	20	67036	2170	13	10	5230	751	23.45	23.55	13A-66A-66A
66	20	QPSK	1	0	132572	1770	67036	2170	66	20	66536	2120	13	10	5230	751	23.39	23.45	13A-66A-66A
13	10	QPSK	1	49	23230	782	5230	751	66	10	66446	2115	66	10	66585	2124.9	23.32	23.40	13A-66B
66	10	QPSK	1	0	132022	1715	66446	2115	66	10	66585	2124.9	13	10	5230	751	23.43	23.43	13A-66B
66	10	QPSK	1	0	132622	1775	67086	2175	66	10	67185	2184.9	13	10	5230	751	23.22	23.28	13A-66B
13	10	QPSK	1	49	23230	782	5230	751	66	20	66536	2120	66	20	66734	2139.8	23.31	23.40	13A-66C
66	20	QPSK	1	0	132072	1720	66536	2120	66	20	66734	2139.8	13	10	5230	751	23.47	23.55	13A-66C
66	20	QPSK	1	0	132572	1770	67036	2170	66	20	67234	2189.8	13	10	5230	751	23.39	23.45	13A-66C
25	20	QPSK	1	0	26140	1860	8140	1940	25	20	8590	1985	25	20	8365	1962.5	23.41	23.50	25A-25A-25A
25	20	QPSK	1	0	26590	1905	8590	1985	25	20	8140	1940	25	20	8365	1962.5	23.32	23.38	25A-25A-25A
25	20	QPSK	1	0	26365	1882.5	8365	1962.5	25	20	8590	1985	25	20	8140	1940	23.41	23.48	25A-25A-25A
25	20	QPSK	1	0	26140	1860	8140	1940	25	20	8590	1985	41	20	40620	2593	23.50	23.58	25A-25A-41A
25	20	QPSK	1	0	26590	1905	8590	1985	25	20	8140	1940	41	20	40620	2593	23.24	23.38	25A-25A-41A
41	20	QPSK	1	0	41490	2680	41490	2680	25	20	8590	1985	25	20	8140	1940	23.67	23.72	25A-25A-41A
41	20	QPSK	1	0	39750	2506	39750	2506	41	20	41292	2662.2	41	20	41490	2680	23.60	23.66	41A-41C
41	20	QPSK	1	0	41490	2680	41490	2680	41	20	41292	2662.2	41	20	39750	2506	23.68	23.72	41A-41C
41	20	QPSK	1	0	41490	2680	41490	2680	42	20	41690	3410	42	20	41888	3429.8	23.66	23.72	41A-42C
42	20	QPSK	1	99	41690	3410	41690	3410	42	20	41888	3429.8	41	20	40620	2593	23.21	23.25	41A-42C
42	20	QPSK	1	99	43490	3590	43490	3590	42	20	43292	3570.2	41	20	40620	2593	23.76	23.84	41A-42C
42	20	QPSK	1	99	43490	3590	43490	3590	41	20	39750	2506	41	20	39948	2525.8	23.78	23.84	41C-42A
41	20	QPSK	1	0	39750	2506	39750	2506	41	20	39948	2525.8	42	20	42590	3590	23.55	23.66	41C-42A
41	20	QPSK	1	0	41490	2680	41490	2680	41	20	41292	2662.2	42	20	42590	3590	23.68	23.72	41C-42A
41	20	QPSK	1	0	39750	2506	39750	2506	41	20	40620	2593	41	20	41490	2680	23.57	23.66	CA_41A-41A-41A
41	20	QPSK	1	0	40620	2593	40620	2593	41	20	39750	2506	41	20	41490	2680	23.58	23.65	CA_41A-41A-41A
41	20	QPSK	1	0	41490	2680	41490	2680	41	20	39750	2506	41	20	40620	2593	23.68	23.72	CA_41A-41A-41A
41	20	QPSK	1	0	43490	3590	43490	3590	42	20	41690	3410	42	20	41888	3429.8	23.71	23.77	42A-42C
42	20	QPSK	1	99	41690	3410	41690	3410	42	20	41888	3429.8	42	20	42590	3590	23.22	23.25	42A-42C
42	20	QPSK	1	99	43490	3590	43490	3590	42	20	43292	3570.2	42	20	42590	3590	23.76	23.84	42A-42C
71	20	QPSK	1	0	133372	688	68836	642	48	20	55340	3560	48	20	56640	3690	23.70	23.84	48A-48A-71A
48	20	QPSK	1	0	55340	3560	55340	3560	48	20	56640	3690	71	20	63786	637	23.79	23.83	48A-48A-71A
48	20	QPSK	1	0	56640	3690	56640	3690	48	20	55340	3560	71	20	63786	637	23.85	23.99	48A-48A-71A
66	20	QPSK	1	0	132322	1745	66786	2145	66	20	66536	2120	66	20	66734	2139.8	23.49	23.57	66A-66C
66	20	QPSK	1	0	132072	1720	66536	2120	66	20	66734	2139.8	66	20	66786	2145	23.45	23.56	66A-66C
66	20	QPSK	1	0	132572	1770	67036	2170	66	20	67234	2189.8	66	20	66786	2145	23.41	23.45	66A-66C
71	20	QPSK	1	0	133372	688	68836	642	48	20	55340	3560	48	20	55538	3579.8	23.76	23.75	48C-71A
48	20	QPSK	1	0	55340	3560	55340	3560	48	20	55538	3579.8	71	20	63786	637	23.78	23.83	48C-71A

Unless otherwise stated the results shown in this test report refer only to the sample(s) tested and such sample(s) are retained for 90 days only.
除非另有說明，此報告結果僅對測試之樣品負責，同時此樣品僅保留90天。本報告未經本公司書面許可，不可部份複製。
This document is issued by the Company subject to its General Conditions of Service printed overleaf, available on request or accessible at http://www.sgs.com.tw/Terms-and-Conditions and for electronic format documents, subject to Terms and Conditions for Electronic Documents at http://www.sgs.com.tw/Terms-and-Conditions. Attention is drawn to the limitation of liability, indemnification and jurisdiction issues defined therein. Any holder of this document is advised that information contained hereon reflects the Company's findings at the time of its intervention only and within the limits of Client's instructions, if any. The Company's sole responsibility is to its Client and this document does not exonerate parties to a transaction from exercising all their rights and obligations under the transaction documents. This document cannot be reproduced except in full, without prior written approval of the Company. Any unauthorized alteration, forgery or falsification of the content or appearance of this document is unlawful and offenders may be prosecuted to the fullest extent of the law.

Reduced power

Three Component Carrier Maximum Conducted Power																			
PCC									SCC 1				SCC 2				Reduced power (dBm)		
UL							DL		DL				DL						
LTE Band	Bandwidth [MHz]	Modulation	RB	RB Offset	Channel	Frequency [MHz]	Channel	Frequency [MHz]	LTE Band	Bandwidth [MHz]	Channel	Frequency [MHz]	LTE Band	Bandwidth [MHz]	Channel	Frequency [MHz]	DL CA active	DL CA inactive	Configurations
4	20	QPSK	1	50	20300	1745	2300	2145	2	20	700	1940	2	20	1100	1980	21.94	21.98	2A-2A-4A
5	10	QPSK	1	0	20525	836.5	2525	881.5	2	20	700	1940	2	20	898	1959.8	23.02	23.09	2C-5A
12	10	QPSK	1	0	23130	711	5130	741	2	20	700	1940	2	20	898	1959.8	20.77	20.98	2C-12A
13	10	QPSK	1	49	23230	782	5230	751	2	20	700	1940	2	20	1100	1980	23.34	23.40	2A-2A-13A
71	20	QPSK	1	0	133372	688	68836	642	2	20	700	1940	2	20	1100	1980	23.41	23.45	2A-2A-71A
4	20	QPSK	1	50	20300	1745	2300	2145	2	20	900	1960	5	10	2525	881.5	21.78	21.98	2A-4A-5A
5	10	QPSK	1	0	20525	836.5	2525	881.5	2	20	900	1960	4	20	2175	2132.5	23.02	23.09	2A-4A-5A
4	20	QPSK	1	50	20300	1745	2300	2145	2	20	900	1960	13	10	5230	751	21.90	21.98	2A-4A-13A
13	10	QPSK	1	49	23230	782	5230	751	2	20	900	1960	4	20	2175	2132.5	23.22	23.40	2A-4A-13A
4	20	QPSK	1	50	20300	1745	2300	2145	2	20	900	1960	29	10	9715	722.5	21.79	21.98	2A-4A-29A
4	20	QPSK	1	50	20300	1745	2300	2145	2	20	900	1960	30	10	9820	2355	21.78	21.98	2A-4A-30A
30	10	QPSK	1	49	27710	2310	9820	2355	2	20	900	1960	4	20	2175	2132.5	20.88	20.98	2A-4A-30A
30	10	QPSK	1	49	27710	2310	9820	2355	2	20	900	1960	66	20	66786	2145	20.74	20.98	2A-30A-66A
66	20	QPSK	1	0	132322	1745	66786	2145	2	20	900	1960	30	10	9820	2355	21.90	21.99	2A-30A-66A
66	20	QPSK	1	0	132322	1745	66786	2145	2	20	900	1960	48	20	55990	3625	21.87	21.99	2A-48A-66A
66	10	QPSK	1	0	132022	1715	66486	2115	66	10	66585	2124.9	2	20	900	1960	21.24	21.31	2A-66B
66	10	QPSK	1	0	132622	1775	67086	2175	66	10	67185	2184.9	2	20	900	1960	21.76	21.95	2A-66B
66	20	QPSK	1	0	132322	1745	66786	2145	2	20	700	1940	2	20	898	1959.8	21.78	21.99	2C-66A
4	20	QPSK	1	0	20050	1720	2050	2120	4	20	2300	2145	5	10	2525	881.5	21.80	21.83	4A-4A-5A
4	20	QPSK	1	0	20300	1745	2300	2145	4	20	2050	2120	5	10	2525	881.5	21.92	21.94	4A-4A-5A
5	10	QPSK	1	0	20525	836.5	2525	881.5	4	20	2050	2120	4	20	2300	2145	22.99	23.09	4A-4A-5A
4	20	QPSK	1	0	20050	1720	2050	2120	4	20	2300	2145	13	10	5230	751	21.79	21.83	4A-4A-13A
4	20	QPSK	1	0	20300	1745	2300	2145	4	20	2050	2120	13	10	5230	751	21.78	21.94	4A-4A-13A
13	10	QPSK	1	49	23230	782	5230	751	4	20	2050	2120	4	20	2300	2145	23.32	23.40	4A-4A-13A
4	20	QPSK	1	0	20050	1720	2050	2120	4	20	2300	2145	71	20	63786	637	21.79	21.83	4A-4A-71A
4	20	QPSK	1	0	20300	1745	2300	2145	4	20	2050	2120	71	20	63786	637	21.86	21.94	4A-4A-71A
71	20	QPSK	1	0	133372	688	68836	642	4	20	2050	2120	4	20	2300	2145	23.34	23.45	4A-4A-71A
4	20	QPSK	1	0	20050	1720	2050	2120	4	20	2300	2145	29	10	9715	722.5	21.75	21.83	4A-4A-29A
4	20	QPSK	1	0	20300	1745	2300	2145	4	20	2050	2120	29	10	9715	722.5	21.75	21.94	4A-4A-29A
4	20	QPSK	1	0	20050	1720	2050	2120	4	20	2300	2145	30	10	9820	2355	21.70	21.83	4A-4A-30A
4	20	QPSK	1	0	20300	1745	2300	2145	4	20	2050	2120	30	10	9820	2355	21.81	21.94	4A-4A-30A
30	10	QPSK	1	49	27710	2310	9820	2355	4	20	2050	2120	4	20	2300	2145	20.81	20.98	4A-4A-30A
4	20	QPSK	1	0	20050	1720	2050	2120	5	10	2525	881.5	30	10	9820	2355	21.74	21.83	4A-5A-30A
5	10	QPSK	1	0	20525	836.5	2525	881.5	4	20	2175	2132.5	30	10	9820	2355	23.02	23.09	4A-5A-30A
30	10	QPSK	1	49	27710	2310	9820	2355	4	20	2175	2132.5	5	10	2525	881.5	20.66	20.98	4A-5A-30A
4	20	QPSK	1	0	20050	1720	2050	2120	12	10	5095	737.5	30	10	9820	2355	21.73	21.83	4A-12A-30A
12	10	QPSK	1	0	23130	711	5130	741	4	20	2175	2132.5	30	10	9820	2355	20.82	20.98	4A-12A-30A
30	10	QPSK	1	49	27710	2310	9820	2355	4	20	2175	2132.5	12	10	5095	737.5	20.89	20.98	4A-12A-30A
4	20	QPSK	1	0	20050	1720	2050	2120	29	10	9715	722.5	30	10	9820	2355	21.70	21.83	4A-29A-30A
30	10	QPSK	1	49	27710	2310	9820	2355	4	20	2175	2132.5	29	10	9715	722.5	20.79	20.98	4A-29A-30A
4	20	QPSK	1	0	20050	1720	2050	2120	48	20	55340	3560	48	20	55538	3579.8	21.73	21.83	4A-48C
5	10	QPSK	1	0	20450	829	2450	874	5	10	2600	889	66	20	66786	2145	22.98	23.03	5A-5A-66A
5	10	QPSK	1	0	20600	844	2600	889	5	10	2450	874	66	20	66786	2145	22.79	22.98	5A-5A-66A
66	20	QPSK	1	0	132322	1745	66786	2145	5	10	2600	889	5	10	2450	874	21.80	21.99	5A-5A-66A
5	10	QPSK	1	0	20525	836.5	2525	881.5	48	20	55340	3560	48	20	55538	3579.8	22.99	23.09	5A-48C
5	10	QPSK	1	0	20525	836.5	2525	881.5	66	10	66486	2115	66	10	66585	2124.9	22.81	23.09	5A-66B
66	10	QPSK	1	0	132022	1715	66486	2115	66	10	66585	2124.9	5	10	2450	874	21.24	21.31	5A-66B
66	10	QPSK	1	0	132622	1775	67086	2175	66	10	67185	2184.9	5	10	2450	874	21.78	21.95	5A-66B
5	10	QPSK	1	0	20525	836.5	2525	881.5	66	20	66536	2120	66	20	66734	2139.8	23.00	23.09	5A-66C
66	20	QPSK	1	0	132072	1720	66536	2120	66	20	66734	2139.8	5	10	2450	874	21.83	21.96	5A-66C
66	20	QPSK	1	0	132572	1770	67036	2170	66	20	67234	2189.8	5	10	2450	874	21.75	21.83	5A-66C
13	10	QPSK	1	49	23230	782	5230	751	48	20	55340	3560	48	20	56640	3690	23.20	23.40	13A-48A-48A
13	10	QPSK	1	49	23230	782	5230	751	2	20	900	1960	66	20	66786	2145	23.25	23.40	13A-66A-2A
66	20	QPSK	1	0	132322	1745	66786	2145	13	10	5230	751	2	20	900	1960	21.83	21.99	13A-66A-2A
13	10	QPSK	1	49	23230	782	5230	751	66	20	66536	2120	66	20	67036	2170	23.20	23.40	13A-66A-66A
66	20	QPSK	1	0	132072	1720	66536	2120	66	20	67036	2170	13	10	5230	751	21.89	21.96	13A-66A-66A
66	20	QPSK	1	0	132572	1770	67036	2170	66	20	66536	2120	13	10	5230	751	21.79	21.83	13A-66A-66A
13	10	QPSK	1	49	23230	782	5230	751	66	10	66486	2115	66	10	66585	2124.9	23.20	23.40	13A-66B
66	10	QPSK	1	0	132022	1715	66486	2115	66	10	66585	2124.9	13	10	5230	751	21.19	21.31	13A-66B
66	10	QPSK	1	0	132622	1775	67086	2175	66	10	67185	2184.9	13	10	5230	751	21.86	21.95	13A-66B
13	10	QPSK	1	49	23230	782	5230	751	66	20	66536	2120	66	20	66734	2139.8	23.32	23.40	13A-66C
66	20	QPSK	1	0	132072	1720	66536	2120	66	20	66734	2139.8	13	10	5230	751	21.83	21.96	13A-66C
66	20	QPSK	1	0	132572	1770	67036	2170	66	20	67234	2189.8	13	10	5230	751	21.79	21.83	13A-66C
25	20	QPSK	1	0	26140	1860	8140	1940	25	20	8590	1985	25	20	8365	1962.5	20.77	20.99	25A-25A-25A
25	20	QPSK	1	0	26590	1905	8590	1985	25	20	8140	1940	25	20	8365	1962.5	20.67	20.76	25A-25A-25A
25	20	QPSK	1	0	26365	1882.5	8365	1962.5	25	20	8590	1985	25	20	8140	1940	20.78	20.84	25A-25A-25A
25	20	QPSK	1	0	26140	1860	8140	1940	25	20	8590	1985	41	20	40620	2593	20.92	20.99	25A-25A-41A
25	20	QPSK	1	0	26590	1905	8590	1985	25	20	8140	1940	41	20	40620	2593	20.66	20.76	25A-25A-41A
71	20	QPSK	1	0	133372	688	68836	642	48	20	55340	3560	48	20	56640	3690	23.41	23.45	48A-48A-71A
66	20	QPSK	1	0	132322	1745	66786	2145	66	20	66536	2120	66	20	66734	2139.8	21.86	21.99	66A-66C
66	20	QPSK	1	0	132072	1720	66536	2120	66	20	66734	2139.8	66	20	66786	2145	21.87	21.96	66A-66C
66	20	QPSK	1	0	132572	1770	67036	2170	66	20	67234	2189.8	66	20	66786	2145	21.80	21.83	66A-66C
71	20	QPSK	1	0	133372	688	68836	642	48	20	55340	3560	48	20	55538	3579.8	23.32	23.45	48C-71A

Unless otherwise stated the results shown in this test report refer only to the sample(s) tested and such sample(s) are retained for 90 days only.
除非另有說明，此報告結果僅對測試之樣品負責，同時此樣品僅保留90天。本報告未經本公司書面許可，不可部份複製。
This document is issued by the Company subject to its General Conditions of Service printed overleaf, available on request or accessible at http://www.sgs.com.tw/Terms-and-Conditions and for electronic format documents, subject to Terms and Conditions for Electronic Documents at http://www.sgs.com.tw/Terms-and-Conditions. Attention is drawn to the limitation of liability, indemnification and jurisdiction issues defined therein. Any holder of this document is advised that information contained hereon reflects the Company's findings at the time of its intervention only and within the limits of Client's instructions, if any. The Company's sole responsibility is to its Client and this document does not exonerate parties to a transaction from exercising all their rights and obligations under the transaction documents. This document cannot be reproduced except in full, without prior written approval of the Company. Any unauthorized alteration, forgery or falsification of the content or appearance of this document is unlawful and offenders may be prosecuted to the fullest extent of the law.

LTE Downlink 4CA conducted power table

Full power

Four Component Carrier Maximum Conducted Power																									
PCC									SCC 1				SCC 2				SCC 3				Full power (dBm)		Configurations
UL					DL				DL				DL				DL								
LTE Band	Bandwidth [MHz]	Modulation	RB	RB Offset	Channel	Frequency [MHz]	Channel	Frequency [MHz]	LTE Band	Bandwidth [MHz]	Channel	Frequency [MHz]	LTE Band	Bandwidth [MHz]	Channel	Frequency [MHz]	LTE Band	Bandwidth [MHz]	Channel	Frequency [MHz]	DL CA active	DL CA inactive	
2	20	QPSK	1	0	18700	1860	700	1940	48	20	55340	3560	48	20	55538	3579.8	48	20	55990	3625	23.45	23.56	2A-48A-48C
48	20	QPSK	1	0	55340	3560	55340	3560	48	20	55538	3579.8	2	20	900	1960	48	20	55990	3625	23.78	23.83	2A-48A-48C
48	20	QPSK	1	0	56640	3690	56640	3690	48	20	56442	3670.2	2	20	900	1960	48	20	55990	3625	23.79	23.99	2A-48A-48C
48	20	QPSK	1	0	56207	3646.7	56207	3646.7	48	20	56640	3690	48	20	56442	3670.2	2	20	900	1960	23.82	23.98	2A-48A-48C
4	20	QPSK	1	0	20050	1720	2050	2120	48	20	55340	3560	48	20	55538	3579.8	48	20	55736	3599.6	23.34	23.38	4A-48D
48	20	QPSK	1	0	55340	3560	55340	3560	48	20	55538	3579.8	48	20	55736	3599.6	48	20	2175	2132.5	23.75	23.83	4A-48D
48	20	QPSK	1	0	56640	3690	56640	3690	48	20	56244	3650.4	48	20	56442	3670.2	4	20	2175	2132.5	23.85	23.99	4A-48D
5	10	QPSK	1	0	20525	836.5	2525	881.5	48	20	55340	3560	48	20	55538	3579.8	48	20	55736	3599.6	23.02	23.09	5A-48D
48	20	QPSK	1	0	55340	3560	55340	3560	48	20	55538	3579.8	48	20	55736	3599.6	5	10	2525	881.5	23.79	23.83	5A-48D
48	20	QPSK	1	0	56640	3690	56640	3690	48	20	56244	3650.4	48	20	56442	3670.2	5	10	2525	881.5	23.88	23.99	5A-48D
2	20	QPSK	1	0	18700	1860	700	1940	2	20	1100	1980	5	10	2525	881.5	30	10	9820	2355	23.55	23.56	2A-2A-5A-30A
2	20	QPSK	1	0	19100	1900	1100	1980	2	20	700	1940	5	10	2525	881.5	30	10	9820	2355	23.51	23.56	2A-2A-5A-30A
5	10	QPSK	1	0	20525	836.5	2525	881.5	2	20	700	1940	2	20	1100	1980	30	10	9820	2355	23.01	23.09	2A-2A-5A-30A
30	10	QPSK	1	49	27710	2310	9820	2355	2	20	700	1940	2	20	1100	1980	5	10	2525	881.5	23.32	23.35	2A-2A-5A-30A
2	20	QPSK	1	0	18700	1860	700	1940	2	20	1100	1980	5	10	2525	881.5	66	20	66786	2145	23.45	23.56	2A-2A-5A-66A
2	20	QPSK	1	0	19100	1900	1100	1980	2	20	700	1940	5	10	2525	881.5	66	20	66786	2145	23.43	23.56	2A-2A-5A-66A
5	10	QPSK	1	0	20525	836.5	2525	881.5	2	20	700	1940	2	20	1100	1980	66	20	66786	2145	23.01	23.09	2A-2A-5A-66A
66	20	QPSK	1	0	132322	1745	66786	2145	2	20	700	1940	2	20	1100	1980	5	10	2525	881.5	23.50	23.57	2A-2A-5A-66A
2	20	QPSK	1	0	18700	1860	700	1940	2	20	1100	1980	12	10	5095	737.5	30	10	9820	2355	23.44	23.56	2A-2A-12A-30A
2	20	QPSK	1	0	19100	1900	1100	1980	2	20	700	1940	12	10	5095	737.5	30	10	9820	2355	23.42	23.56	2A-2A-12A-30A
12	10	QPSK	1	0	23130	711	5130	741	2	20	700	1940	2	20	1100	1980	30	10	9820	2355	22.83	22.92	2A-2A-12A-30A
30	10	QPSK	1	49	27710	2310	9820	2355	2	20	700	1940	2	20	1100	1980	12	10	5095	737.5	23.25	23.35	2A-2A-12A-30A
2	20	QPSK	1	0	18700	1860	700	1940	2	20	1100	1980	12	10	5095	737.5	66	20	66786	2145	23.32	23.56	2A-2A-12A-66A
2	20	QPSK	1	0	19100	1900	1100	1980	2	20	700	1940	12	10	5095	737.5	66	20	66786	2145	23.44	23.56	2A-2A-12A-66A
12	10	QPSK	1	0	23130	711	5130	741	2	20	700	1940	2	20	1100	1980	66	20	66786	2145	22.82	22.92	2A-2A-12A-66A
66	20	QPSK	1	0	132322	1745	66786	2145	2	20	700	1940	2	20	1100	1980	12	10	5095	737.5	23.50	23.57	2A-2A-12A-66A
2	20	QPSK	1	0	18700	1860	700	1940	2	20	1100	1980	29	10	9715	722.5	30	10	9820	2355	23.45	23.56	2A-2A-29A-30A
2	20	QPSK	1	0	19100	1900	1100	1980	2	20	700	1940	29	10	9715	722.5	30	10	9820	2355	23.50	23.56	2A-2A-29A-30A
30	10	QPSK	1	49	27710	2310	9820	2355	2	20	700	1940	2	20	1100	1980	29	10	9715	722.5	23.30	23.35	2A-2A-29A-30A
2	20	QPSK	1	0	18700	1860	700	1940	2	20	1100	1980	66	20	66536	2120	66	20	67036	2170	23.54	23.56	2A-2A-66A-66A
2	20	QPSK	1	0	19100	1900	1100	1980	2	20	700	1940	66	20	66536	2120	66	20	67036	2170	23.47	23.56	2A-2A-66A-66A
66	20	QPSK	1	0	132072	1720	66536	2120	66	20	67036	2170	2	20	700	1940	2	20	1100	1980	23.50	23.55	2A-2A-66A-66A
66	20	QPSK	1	0	132572	1770	67036	2170	66	20	66536	2120	2	20	700	1940	2	20	1100	1980	23.42	23.45	2A-2A-66A-66A
2	20	QPSK	1	0	18700	1860	700	1940	2	20	1100	1980	66	20	66536	2120	66	20	66734	2139.8	23.50	23.56	2A-2A-66C
2	20	QPSK	1	0	19100	1900	1100	1980	2	20	700	1940	66	20	66536	2120	66	20	66734	2139.8	23.49	23.56	2A-2A-66C
66	20	QPSK	1	0	132072	1720	66536	2120	66	20	66734	2139.8	2	20	700	1940	2	20	1100	1980	23.47	23.55	2A-2A-66C
66	20	QPSK	1	0	132572	1770	67036	2170	66	20	67234	2189.8	2	20	700	1940	2	20	1100	1980	23.41	23.45	2A-2A-66C
2	20	QPSK	1	0	18700	1860	700	1940	4	20	2050	2120	4	20	2300	2145	12	10	5095	737.5	23.48	23.56	2A-4A-4A-12A
4	20	QPSK	1	0	20050	1720	2050	2120	4	20	2300	2145	2	20	900	1960	12	10	5095	737.5	23.32	23.38	2A-4A-4A-12A
4	20	QPSK	1	0	20300	1745	2300	2145	4	20	2050	2120	2	20	900	1960	12	10	5095	737.5	23.25	23.34	2A-4A-4A-12A
12	10	QPSK	1	0	23130	711	5130	741	2	20	900	1960	4	20	2050	2120	4	20	2300	2145	22.89	22.92	2A-4A-4A-12A
2	20	QPSK	1	0	18700	1860	700	1940	5	10	2450	874	5	10	2549	883.9	30	10	9820	2355	23.44	23.56	2A-5B-30A
5	10	QPSK	1	0	20450	829	2450	874	5	10	2549	883.9	2	20	900	1960	30	10	9820	2355	22.98	23.03	2A-5B-30A
5	10	QPSK	1	0	20600	844	2600	889	5	10	2501	879.1	2	20	900	1960	30	10	9820	2355	22.87	22.98	2A-5B-30A
30	10	QPSK	1	49	27710	2310	9820	2355	5	10	2450	874	5	10	2549	883.9	2	20	900	1960	23.31	23.35	2A-5B-30A
2	20	QPSK	1	0	18700	1860	700	1940	12	10	5095	737.5	66	20	66536	2120	66	20	66734	2139.8	23.45	23.56	2A-12A-66C
12	10	QPSK	1	0	23130	711	5130	741	2	20	900	1960	66	20	66536	2120	66	20	66734	2139.8	22.87	22.92	2A-12A-66C
66	20	QPSK	1	0	132072	1720	66536	2120	66	20	66734	2139.8	2	20	900	1960	12	10	5095	737.5	23.48	23.55	2A-12A-66C
66	20	QPSK	1	0	132572	1770	67036	2170	66	20	67234	2189.8	2	20	900	1960	12	10	5095	737.5	23.40	23.45	2A-12A-66C
2	20	QPSK	1	0	18700	1860	700	1940	12	10	5095	737.5	66	20	66536	2120	66	20	67036	2170	23.49	23.56	2A-12A-66A-66A
12	10	QPSK	1	0	23130	711	5130	741	2	20	900	1960	66	20	66536	2120	66	20	67036	2170	22.87	22.92	2A-12A-66A-66A
66	20	QPSK	1	0	132072	1720	66536	2120	66	20	67036	2170	2	20	900	1960	12	10	5095	737.5	23.44	23.55	2A-12A-66A-66A
66	20	QPSK	1	0	132572	1770	67036	2170	66	20	66536	2120	2	20	900	1960	12	10	5095	737.5	23.39	23.45	2A-12A-66A-66A
2	20	QPSK	1	0	18700	1860	700	1940	66	20	66536	2120	66	20	66734	2139.8	71	20	67386	637	23.45	23.56	2A-66C-71A
71	20	QPSK	1	0	133372	688	68836	642	66	20	66536	2120	66	20	66734	2139.8	2	20	900	1960	23.69	23.75	2A-66C-71A
66	20	QPSK	1	0	132072	1720	66536	2120	66	20	66734	2139.8	2	20	900	1960	71	20	67386	637	23.49	23.55	2A-66C-71A
66	20	QPSK	1	0	132572	1770	67036	2170	66	20	67234	2189.8	2	20	900	1960	71	20	67386	637	23.41	23.45	2A-66C-71A
2	20	QPSK	1	0	18700	1860	700	1940	66	20	66536	2120	66	20	67036	2170	71	20	67386	637	23.55	23.56	2A-66A-66A-71A
71	20	QPSK	1	0	133372	688	68836	642	66	20	66536	2120	66	20	67036	2170	2	20	900	1960	23.70	23.75	2A-66A-66A-71A
66	20	QPSK	1	0	132072	1720	66536	2120	66	20	67036	2170	2	20	900	1960	71	20	67386	637	23.46	23.55	2A-66A-66A-71A
66	20	QPSK	1	0	132572	1770	67036	2170	66	20	66536	2120	2	20	900	1960	71	20	67386	637	23.41	23.45	2A-66A-66A-71A
5	10	QPSK	1	0	20525	836.5	2525	881.5	66	20	66536	2120	66	20	67036	2170	30	10	9820	2355	23.00	23.09	5A-30A-66A-66A
30	10	QPSK	1	49	27710	2310	9820	2355	66	20	66536	2120	66	20	67036	2170	5	10	2525	881.5	23.21	23.35	5A-30A-66A-66A
66	20	QPSK	1	0	132072	1720	66536	2120	66	20	67036	2170	5	10	2525	881.5	30	10	9820	2355	23.42	23.55	5A-30A-66A-66A
66	20	QPSK	1	0	132572	1770	67036	2170	66	20	66536	2120	5	10	2525	881.5	30	10	9820	2355	23.34	23.45	5A-30A-66A-66A
5	10	QPSK	1	0	20450	829	2450	874	5	10	2549	883.9	30	10	9820	2355	66	20	66786	2145	22.97	23.03	5B-30A-66A
5	10	QPSK	1	0	20600	844	2600	889	5	10	2501	879.1	30	10	9820	2355	66	20	66786	2145	22.90	22.98	5B-30A-66A
30	10	QPSK	1	49	27710	2310	9820	2355	5	10	2450	874	5	10	2549	883.9	66	20	66786	2145	23.24	23.35	5B-30A-66A
66	20	QPSK	1	0	132322	1745	66786	2145	5	10	2450	874	5	10	2549	883.9	30	10	9820	2355	23.44	23.57	5B-30A-66A
5	10	QPSK	1	0	20450	829	2450	874	5	10	2549	883.9	66	20	66536	2120	66	20	67036	2170	23.00	23.03	5B-66A-66A
5	10	QPSK	1	0	20600	844	2600	889	5	10	2501	879.1	66	20	66536	2120	66	20	67036	2170	22.89	22.98	5B-66A-66A
66	20	QPSK	1	0	132072	1720	66536	2120	66	20	67036	2170	5	10	2450	874	5	10	2549	883.9	23.44	23.55	5B-66A-66A
66	20	QPSK	1	0	132572	1770	67036	2170	66	20	66536	2120	5	10	2450	874	5	10	2549	883.9	23.41	23.45	5B-66A-66A
12	10	QPSK	1	0	23130	711	5130	741	66	20	66536	2120	66	20	67036	2170	30	10	9820	2355	22.87	22.92	12A-30A-66A-66A
30	10	QPSK	1	49	27710	2310	9820	2355	66	20	66536	2120	66	20	67036	2170	12	10	5095	737.5	23.26	23.35	12A-30A-66A-66A
66	20	QPSK	1	0	132072	1720	66536	2120	66	20	67036	2170	12	10	5095	737.5	30	10	9820	2355	23.45	23.55	12A-30A-66A-66A
66	20	QPSK	1	0	132572	1770	67036	2170	66	20	66536	2120	12	10	5095	737.5	30	10	9820	2355	23.41	23.45	12A-30A-66A-66A
12	10	QPSK	1	0	23130	711	5130	741	48	20	55340	3560	48	20	55538	3579.8	48	20	55736	3599.6	22.87	22.92	12A-48D
48	20	QPSK	1	0	55340	3560	55340	3560	48	20	55538	3579.8	48	20	55736	3599.6	12	10	5095	737.5	23.77	23.83	12A-48D
48	20	QPSK	1	0	56640	3690	56640	3690	48	20	56244	3650.4	48	20	56442	3670.2	12	10	5095	737.5	23.89	23.99	12A-48D
13	10	QPSK	1	49	23230	782	5230	751	48	20	55340	3560	48	20	55538	3579.8	48	20	55990	3625	23.35	23.40	13A-48A-48C
48	20	QPSK	1	0	55340	3560	55340	3560	48	20	55538	3579.8	13	10	5230	751	48	20	55990	3625	23.77	23.83	13A-48A-48C
48	20	QPSK	1	0	56640	3690	56640	3690	48	20	56442	3670.2	13	10	5230	751	48	20	55990	3625	23.90	23.99	13A-48A-48C
48	20	QPSK	1	0	56207	3646.7	56207	3646.7	48	20	56640	3690	48	20	56442	3670.2	13	10	5230	751	23.86	23.98	13A-48A-48C
25	20	QPSK	1	0	26140	1860	8140	1940	25	20	8590	1985	41	20	39750	2506	41	20	39948	2525.8	23.35	23.58	25A-25A-41C
25	20	QPSK	1	0	26590	1905	8590	1985	25	20	8140	1940	41	20	39750	2506	41	20	39948	2525.8	23.30	23.38	25A-25A-41C
41	20	QPSK	1	0	39750	2506	39750	2506	41	20	39948	2525.8	25	20	8590	1985	25	20	8140	1940	23.56	23.66	25A-25A-41C
41	20	QPSK	1	0	41490	2680	41490	2680	41	20	41292	2660.2	25	20	8590	1985	25	20	8140	1940	23.67	23.72	25A-25A-41C
30	10	QPSK	1	49	27710	2310	9820	2355	66	20	66536	2120	66	20	67036	2170	29	10	9715	722.5	23.24	23.35	29A-30A-66A-66A
66	20	QPSK	1	0	132072	1720	66536	2120	66	20	67036	2170	29	10	9715	722.5	30	10	9820	2355	23.46	23.55	29A-30A-66A-66A
66	20	QPSK	1	0	132572	1770	67036	2170	66	20	66536	2120	29	10	9715	722.5	30	10	9820	2355	23.40	23.45	29A-30A-66A-66A
41	20	QPSK	1	0	39750	2506	39750	2506	41	20	41094	2640.4	41	20	41292	2660.2	41	20	41490	2680	23.55	23.60	41A-41D
41	20	QPSK	1	0	41490	2680	41490	2680	41	20	41094	2640.4	41	20	41292	2660.2	41	20	39750	2506	23.69	23.72	41A-41D
41	20	QPSK	1	0	41490	2680	41490	2680	42	20	41690	3410	42	20	41888	3429.8	42	20	42086	3449.6	23.64	23.72	41A-42D
42	20	QPSK	1	99	41690	3410	41690	3410	42	20	41888	3429.8	42	20	42086	3449.6	41	20	40620	2593	23.16	23.25	41A-42D
42	20	QPSK	1	99	42590	3500	42590	3500	42	20	42392	3480.2	42	20	42788	3519.8	41	20	40620	2593	23.45	23.61	41A-42D
42	20	QPSK	1	99	43490	3590	43490	3590	42	20	43094	3550.4	42	20	43292	3570.2	41	20	40620	2593	23.72	23.84	41A-42D
41	20	QPSK	1	0	39750	2506	39750	2506	41	20	39948	2525.8	41	20	41292	2660.2	41	20	41490	2680	23.47	23.66	41C-41C
41	20	QPSK	1	0	41490	2680	41490	2680	41	20	39948	2525.8	41	20	41292	2660.2	41	20	39750	2506	23.69	23.72	41C-41C
41	20	QPSK	1	0	39750	2506	39750	2506	41	20	39948	2525.8	42	20	41690	3410	42	20	41888	3429.8	23.55	23.66	41C-42C
41	20	QPSK	1	0	41490	2680	41490	2680	41	20	41292	2660.2	42	20	43490	3590	42	20	43292	3570.2	23.62	23.72	41C-42C
42	20	QPSK	1	99	41690	3410	41690	3410	42	20	41888	3429.8	41	20	39750	2506	41	20	39948	2525.8	23.10	23.25	41C-42C
42	20	QPSK	1	99	43490	3590	43490	3590	42	20	43292	3570.2	41	20	39750	2506	41	20	39948	2525.8	23.77	23.84	41C-42C
41	20	QPSK	1	0	39750	2506	39750	2506	41	20	39948	2525.8	41	20	40146	2545.6	42	20	42590	3500	23.46	23.66	41D-42A
41	20	QPSK	1	0	40620	2593	40620	2593	41	20	40417	2574.7	41	20	40803	2611.3	42	20	42590	3500	23.59	23.65	41D-42A
41	20	QPSK	1	0	41490	2680	41490	2680	41	20	41094	2640.4	41	20	41292	2660.2	42	20	42590	3500	23.68	23.72	41D-42A
42	20	QPSK	1	99	43490	3590	43490	3590	41	20	39750	2506	41	20	39948	2525.8	41	20	40146	2545.6	23.72	23.84	41D-42A
42	20	QPSK	1	99	41690	3410	41690	3410	42	20	41888	3429.8	42	20	43292	3570.2	42	20	43490	3590	23.12	23.25	42C-42C
42	20	QPSK	1	99	43490	3590	43490	3590	42	20	41888	3429.8	42	20	43292	3570.2	42	20	41690	3410	23.72	23.84	42C-42C
42	20	QPSK	1	99	41690	3410	41690	3410	42	20	41888	3429.8	42	20	42086	3449.6	42	20	42284	3469.4	23.11	23.25	42E
42	20	QPSK	1	99	43490	3590	43490	3590	42	20	42896	3530.6	42	20	43094	3550.4	42	20	43292	3570.2	23.77	23.84	42E
48	20	QPSK	1	0	55340	3560	55340	3560	48	20	56640	3690	66	20	66536	2120	66	20	67036	2170	23.72	23.83	48A-48A-66A-66A
48	20	QPSK	1	0	56640	3690	56640	3690	48	20	55340	3560	66	20	66536	2120	66	20	67036	2170	23.80	23.99	48A-48A-66A-66A
66	20	QPSK	1	0	132072	1720	66536	2120	66	20	67036	2170	48	20	55340	3560	48	20	56640	3690	23.49	23.55	48A-48A-66A-66A
66	20	QPSK	1	0	132572	1770	67036	2170	66	20	66536	2120	48	20	55340	3560	48	20	56640	3690	23.30	23.45	48A-48A-66A-66A
48	20	QPSK	1	0	55340	3560	55340	3560	48	20	56640	3690	66	20	66536	2120	66	20	66734	2139.8	23.70	23.83	48A-48A-66C
48	20	QPSK	1	0	56640	3690	56640	3690	48	20	55340	3560	66	20	66536	2120	66	20	66734	2139.8	23.80	23.99	48A-48A-66C
66	20	QPSK	1	0	132072	1720	66536	2120	66	20	66734	2139.8	48	20	55340	3560	48	20	56640	3690	23.43	23.55	48A-48A-66C
66	20	QPSK	1	0	132572	1770	67036	2170	66	20	67234	2189.8	48	20	55340	3560	48	20	56640	3690	23.34	23.45	48A-48A-66C
48	20	QPSK	1	0	55340	3560	55340	3560	48	20	55538	3579.8	66	20	66786	2145	48	20	55990	3625	23.70	23.83	48A-48C-66A
48	20	QPSK	1	0	56640	3690	56640	3690	48	20	56442	3670.2	66	20	66786	2145	48	20	55990	3625	23.78	23.99	48A-48C-66A
48	20	QPSK	1	0	56207	3646.7	56207	3646.7	48	20	56640	3690	48	20	56442	3670.2	66	20	66786	2145	23.82	23.98	48A-48C-66A
66	20	QPSK	1	0	132322	1745	66786	2145	48	20	55340	3560	48	20	55538	3579.8	48	20	55990	3625	23.46	23.57	48A-48C-66A
48	20	QPSK	1	0	55340	3560	55340	3560	48	20	55538	3579.8	66	20	66536	2120	66	20	67036	2170	23.69	23.83	48C-66A-66A
48	20	QPSK	1	0	56640	3690	56640	3690	48	20	56442	3670.2	66	20	66536	2120	66	20	67036	2170	23.88	23.99	48C-66A-66A
66	20	QPSK	1	0	132072	1720	66536	2120	66	20	67036	2170	48	20	55340	3560	48	20	55538	3579.8	23.41	23.55	48C-66A-66A
66	20	QPSK	1	0	132572	1770	67036	2170	66	20	66536	2120	48	20	55340	3560	48	20	55538	3579.8	23.42	23.45	48C-66A-66A

Unless otherwise stated the results shown in this test report refer only to the sample(s) tested and such sample(s) are retained for 90 days only.
除非另有說明，此報告結果僅對測試之樣品負責，同時此樣品僅保留90天。本報告未經本公司書面許可，不可部份複製。
This document is issued by the Company subject to its General Conditions of Service printed overleaf, available on request or accessible at http://www.sgs.com.tw/Terms-and-Conditions and for electronic format documents, subject to Terms and Conditions for Electronic Documents at http://www.sgs

Reduced power

Four Component Carrier Maximum Conducted Power																												
PCC									SCC 1						SCC 2						SCC 3				Reduced power (dBm)		Configurations
UL							DL		DL				DL		DL				DL								
LTE Band	Bandwidth [MHz]	Modulation	RB	RB Offset	Channel	Frequency [MHz]	Channel	Frequency [MHz]	LTE Band	Bandwidth [MHz]	Channel	Frequency [MHz]	LTE Band	Bandwidth [MHz]	Channel	Frequency [MHz]	LTE Band	Bandwidth [MHz]	Channel	Frequency [MHz]	DL CA active	DL CA inactive	
4	20	QPSK	1	0	20050	1720	2050	2120	48	20	55340	3560	48	20	55538	3579.8	48	20	55736	3599.6	21.67	21.83	4A-48D
5	10	QPSK	1	0	20525	836.5	2525	881.5	48	20	55340	3560	48	20	55538	3579.8	48	20	55736	3599.6	22.94	23.09	5A-48D
5	10	QPSK	1	0	20525	836.5	2525	881.5	2	20	700	1940	2	20	1100	1980	66	10	9820	2355	22.97	23.09	2A-2A-5A-30A
30	10	QPSK	1	49	27710	2310	9820	2355	2	20	700	1940	2	20	1100	1980	5	10	2525	881.5	20.86	20.98	2A-2A-5A-30A
5	10	QPSK	1	0	20525	836.5	2525	881.5	2	20	700	1940	2	20	1100	1980	66	20	66786	2145	23.02	23.09	2A-2A-5A-66A
66	20	QPSK	1	0	132322	1745	66786	2145	2	20	700	1940	2	20	1100	1980	5	10	2525	881.5	21.87	21.99	2A-2A-5A-66A
12	10	QPSK	1	0	23130	711	5130	741	2	20	700	1940	2	20	1100	1980	30	10	9820	2355	20.91	20.98	2A-2A-12A-30A
30	10	QPSK	1	49	27710	2310	9820	2355	2	20	700	1940	2	20	1100	1980	12	10	5095	737.5	20.94	20.98	2A-2A-12A-30A
12	10	QPSK	1	0	23130	711	5130	741	2	20	700	1940	2	20	1100	1980	66	20	66786	2145	20.89	20.98	2A-2A-12A-66A
66	20	QPSK	1	0	132322	1745	66786	2145	2	20	700	1940	2	20	1100	1980	12	10	5095	737.5	21.84	21.99	2A-2A-12A-66A
30	10	QPSK	1	49	27710	2310	9820	2355	2	20	700	1940	2	20	1100	1980	29	10	9715	722.5	20.87	20.98	2A-2A-29A-30A
66	20	QPSK	1	0	132072	1720	66536	2120	66	20	67036	2170	2	20	700	1940	2	20	1100	1980	21.79	21.96	2A-2A-66A-66A
66	20	QPSK	1	0	132572	1770	67036	2170	66	20	66536	2120	2	20	700	1940	2	20	1100	1980	21.78	21.83	2A-2A-66A-66A
66	20	QPSK	1	0	132072	1720	66536	2120	66	20	66734	2139.4	2	20	700	1940	2	20	1100	1980	21.69	21.96	2A-2A-66C
66	20	QPSK	1	0	132572	1770	67036	2170	66	20	67234	2189.4	2	20	700	1940	2	20	1100	1980	21.71	21.83	2A-2A-66C
4	20	QPSK	1	0	20050	1720	2050	2120	4	20	2300	2145	2	20	900	1960	12	10	5095	737.5	21.65	21.83	2A-4A-4A-12A
4	20	QPSK	1	0	20300	1745	2300	2145	4	20	2050	2120	2	20	900	1960	12	10	5095	737.5	21.86	21.94	2A-4A-4A-12A
12	10	QPSK	1	0	23130	711	5130	741	2	20	900	1960	4	20	2050	2120	4	20	2300	2145	20.84	20.98	2A-4A-4A-12A
5	10	QPSK	1	0	20450	829	2450	874	5	10	2549	883.9	2	20	900	1960	30	10	9820	2355	22.95	23.03	2A-5B-30A
5	10	QPSK	1	0	20600	844	2600	889	5	10	2501	879.1	2	20	900	1960	30	10	9820	2355	22.92	22.98	2A-5B-30A
30	10	QPSK	1	49	27710	2310	9820	2355	5	10	2450	874	5	10	2549	883.9	2	20	900	1960	22.95	20.98	2A-5B-30A
12	10	QPSK	1	0	23130	711	5130	741	2	20	900	1960	66	20	66536	2120	66	20	66734	2139.4	22.87	20.98	2A-12A-66C
66	20	QPSK	1	0	132072	1720	66536	2120	66	20	66734	2139.4	2	20	900	1960	12	10	5095	737.5	21.87	21.96	2A-12A-66C
66	20	QPSK	1	0	132572	1770	67036	2170	66	20	67234	2189.4	2	20	900	1960	12	10	5095	737.5	21.68	21.83	2A-12A-66C
12	10	QPSK	1	0	23130	711	5130	741	2	20	900	1960	66	20	66536	2120	66	20	67036	2170	20.75	20.98	2A-12A-66A-66A
66	20	QPSK	1	0	132072	1720	66536	2120	66	20	67036	2170	2	20	900	1960	12	10	5095	737.5	21.75	21.96	2A-12A-66A-66A
66	20	QPSK	1	0	132572	1770	67036	2170	66	20	66536	2120	2	20	900	1960	12	10	5095	737.5	21.74	21.83	2A-12A-66A-66A
71	20	QPSK	1	0	133372	688	68836	642	66	20	66536	2120	66	20	66734	2139.4	2	20	900	1960	23.32	23.45	2A-66C-71A
66	20	QPSK	1	0	132072	1720	66536	2120	66	20	66734	2139.4	2	20	900	1960	71	20	67786	637	21.83	21.96	2A-66C-71A
66	20	QPSK	1	0	132572	1770	67036	2170	66	20	67234	2189.4	2	20	900	1960	71	20	67786	637	21.78	21.83	2A-66C-71A
71	20	QPSK	1	0	133372	688	68836	642	66	20	66536	2120	66	20	67036	2170	2	20	900	1960	23.22	23.45	2A-66A-66A-71A
66	20	QPSK	1	0	132072	1720	66536	2120	66	20	67036	2170	2	20	900	1960	71	20	67786	637	21.80	21.96	2A-66A-66A-71A
66	20	QPSK	1	0	132572	1770	67036	2170	66	20	66536	2120	2	20	900	1960	71	20	67786	637	21.65	21.83	2A-66A-66A-71A
5	10	QPSK	1	0	20525	836.5	2525	881.5	66	20	66536	2120	66	20	67036	2170	30	10	9820	2355	23.02	23.09	5A-30A-66A-66A
30	10	QPSK	1	49	27710	2310	9820	2355	66	20	66536	2120	66	20	67036	2170	5	10	2525	881.5	20.68	20.98	5A-30A-66A-66A
66	20	QPSK	1	0	132072	1720	66536	2120	66	20	67036	2170	5	10	2525	881.5	30	10	9820	2355	21.82	21.96	5A-30A-66A-66A
66	20	QPSK	1	0	132572	1770	67036	2170	66	20	66536	2120	5	10	2525	881.5	30	10	9820	2355	21.69	21.83	5A-30A-66A-66A
5	10	QPSK	1	0	20450	829	2450	874	5	10	2549	883.9	30	10	9820	2355	66	20	66786	2145	23.00	23.03	5B-30A-66A
5	10	QPSK	1	0	20600	844	2600	889	5	10	2501	879.1	30	10	9820	2355	66	20	66786	2145	22.82	22.98	5B-30A-66A
30	10	QPSK	1	49	27710	2310	9820	2355	5	10	2450	874	5	10	2549	883.9	66	20	66786	2145	20.73	20.98	5B-30A-66A
66	20	QPSK	1	0	132322	1745	66786	2145	5	10	2450	874	5	10	2549	883.9	30	10	9820	2355	21.82	21.99	5B-30A-66A
5	10	QPSK	1	0	20450	829	2450	874	5	10	2549	883.9	66	20	66536	2120	66	20	67036	2170	22.95	23.03	5B-66A-66A
5	10	QPSK	1	0	20600	844	2600	889	5	10	2501	879.1	66	20	66536	2120	66	20	67036	2170	22.81	22.98	5B-66A-66A
66	20	QPSK	1	0	132072	1720	66536	2120	66	20	67036	2170	5	10	2450	874	5	10	2549	883.9	21.83	21.96	5B-66A-66A
66	20	QPSK	1	0	132572	1770	67036	2170	66	20	66536	2120	5	10	2450	874	5	10	2549	883.9	21.72	21.83	5B-66A-66A
12	10	QPSK	1	0	23130	711	5130	741	66	20	66536	2120	66	20	67036	2170	30	10	9820	2355	20.84	20.98	12A-30A-66A-66A
30	10	QPSK	1	49	27710	2310	9820	2355	66	20	66536	2120	66	20	67036	2170	12	10	5095	737.5	20.89	20.98	12A-30A-66A-66A
66	20	QPSK	1	0	132072	1720	66536	2120	66	20	67036	2170	12	10	5095	737.5	30	10	9820	2355	21.71	21.96	12A-30A-66A-66A
66	20	QPSK	1	0	132572	1770	67036	2170	66	20	66536	2120	12	10	5095	737.5	30	10	9820	2355	21.68	21.83	12A-30A-66A-66A
12	10	QPSK	1	0	23130	711	5130	741	48	20	55340	3560	48	20	55538	3579.8	48	20	55736	3599.6	20.75	20.98	12A-48D
13	10	QPSK	1	49	23230	782	5230	751	48	20	55340	3560	48	20	55538	3579.8	48	20	55990	3625	23.10	23.40	13A-48A-48C
25	20	QPSK	1	0	26140	1860	8140	1940	25	20	8590	1985	41	20	39750	2506	41	20	39948	2525.8	20.82	20.99	25A-25A-41C
25	20	QPSK	1	0	26590	1905	8590	1985	25	20	8140	1940	41	20	39750	2506	41	20	39948	2525.8	20.69	20.36	25A-25A-41C
30	10	QPSK	1	49	27710	2310	9820	2355	66	20	66536	2120	66	20	67036	2170	29	10	9715	722.5	20.75	20.98	29A-30A-66A-66A
66	20	QPSK	1	0	132072	1720	66536	2120	66	20	67036	2170	29	10	9715	722.5	30	10	9820	2355	21.80	21.96	29A-30A-66A-66A
66	20	QPSK	1	0	132572	1770	67036	2170	66	20	66536	2120	29	10	9715	722.5	30	10	9820	2355	21.65	21.83	29A-30A-66A-66A
66	20	QPSK	1	0	132072	1720	66536	2120	66	20	67036	2170	48	20	55340	3560	48	20	56640	3690	21.72	21.96	48A-48A-66A-66A
66	20	QPSK	1	0	132572	1770	67036	2170	66	20	66536	2120	48	20	55340	3560	48	20	56640	3690	21.70	21.83	48A-48A-66A-66A
66	20	QPSK	1	0	132072	1720	66536	2120	66	20	66734	2139.4	48	20	55340	3560	48	20	56640	3690	21.80	21.96	48A-48A-66C
66	20	QPSK	1	0	132572	1770	67036	2170	66	20	67234	2189.4	48	20	55340	3560	48	20	56640	3690	21.70	21.83	48A-48A-66C
66	20	QPSK	1	0	132322	1745	66786	2145	48	20	55340	3560	48	20	55538	3579.8	48	20	55990	3625	21.80	21.99	48A-48C-66A
66	20	QPSK	1	0	132072	1720	66536	2120	66	20	67036	2170	48	20	55340	3560	48	20	55538	3579.8	21.82	21.96	48C-66A-66A
66	20	QPSK	1	0	132572	1770	67036	2170	66	20	66536	2120	48	20	55340	3560	48	20	55538	3579.8	21.75	21.83	48C-66A-66A

Unless otherwise stated the results shown in this test report refer only to the sample(s) tested and such sample(s) are retained for 90 days only.
除非另有說明，此報告結果僅對測試之樣品負責，同時此樣品僅保留90天。本報告未經本公司書面許可，不可部份複製。
This document is issued by the Company subject to its General Conditions of Service printed overleaf, available on request or accessible at http://www.sgs.com.tw/Terms-and-Conditions and for electronic format documents, subject to Terms and Conditions for Electronic Documents at http://www.sgs.com.tw/Terms-and-Conditions. Attention is drawn to the limitation of liability, indemnification and jurisdiction issues defined therein. Any holder of this document is advised that information contained hereon reflects the Company's findings at the time of its intervention only and within the limits of Client's instructions, if any. The Company's sole responsibility is to its Client and this document does not exonerate parties to a transaction from exercising all their rights and obligations under the transaction documents. This document cannot be reproduced except in full, without prior written approval of the Company. Any unauthorized alteration, forgery or falsification of the content or appearance of this document is unlawful and offenders may be prosecuted to the fullest extent of the law.

LTE Downlink 5CA conducted power table

Full power

Five Component Carrier Maximum Conducted Power																												
PCC									SCC 1				SCC 2				SCC 3				SCC 4				Full power (dBm)		
UL						DL			DL				DL				DL				DL						
LTE Band	Bandwidth [MHz]	Modulation	RB	RB Offset	Channel	Frequency [MHz]	Channel	Frequency [MHz]	LTE Band	Bandwidth [MHz]	Channel	Frequency [MHz]	LTE Band	Bandwidth [MHz]	Channel	Frequency [MHz]	LTE Band	Bandwidth [MHz]	Channel	Frequency [MHz]	LTE Band	Bandwidth [MHz]	Channel	Frequency [MHz]	DL CA active	DL CA inactive	Configurations
2	20	QPSK	1	0	18700	1860	700	1940	48	20	55340	3560	48	20	55538	3579.8	48	20	55891	3615.1	48	20	56089	3634.9	23.43	23.56	2A-48C-48C
48	20	QPSK	1	0	55340	3560	55340	3560	48	20	55538	3579.8	48	20	55891	3615.1	48	20	56089	3634.9	2	20	900	1960	23.77	23.83	2A-48C-48C
48	20	QPSK	1	0	56640	3690	56640	3690	48	20	56442	3670.2	48	20	55891	3615.1	48	20	56089	3634.9	2	20	900	1960	23.85	23.99	2A-48C-48C
2	20	QPSK	1	0	18700	1860	700	1940	48	20	55340	3560	48	20	55538	3579.8	48	20	55736	3599.6	48	20	56640	3690	23.49	23.56	2A-48A-48D
48	20	QPSK	1	0	56640	3690	56640	3690	48	20	55340	3560	48	20	55538	3579.8	48	20	55736	3599.6	2	20	900	1960	23.79	23.99	2A-48A-48D
48	20	QPSK	1	0	55340	3560	55340	3560	48	20	56244	3650.4	48	20	56442	3670.2	48	20	56640	3690	2	20	900	1960	23.80	23.83	2A-48A-48D
2	20	QPSK	1	0	18700	1860	700	1940	48	20	55340	3560	48	20	55538	3579.8	48	20	55736	3599.6	48	20	56640	3690	23.48	23.56	2A-48E
48	20	QPSK	1	0	56640	3690	56640	3690	48	20	55340	3560	48	20	55538	3579.8	48	20	55736	3599.6	2	20	900	1960	23.82	23.99	2A-48E
48	20	QPSK	1	0	55340	3560	55340	3560	48	20	56244	3650.4	48	20	56442	3670.2	48	20	56640	3690	2	20	900	1960	23.77	23.83	2A-48E
48	20	QPSK	1	0	55773	3603.3	55773	3603.3	48	20	55340	3560	48	20	55538	3579.8	48	20	55736	3599.6	2	20	900	1960	23.78	23.82	2A-48E
48	20	QPSK	1	0	56207	3646.7	56207	3646.7	48	20	55340	3560	48	20	55538	3579.8	48	20	55736	3599.6	2	20	900	1960	23.90	23.98	2A-48E
4	20	QPSK	1	0	20050	1720	2050	2120	48	20	55340	3560	48	20	55538	3579.8	48	20	55736	3599.6	48	20	56640	3690	23.22	23.38	4A-48E
48	20	QPSK	1	0	56640	3690	56640	3690	48	20	55340	3560	48	20	55538	3579.8	48	20	55736	3599.6	4	20	2175	2132.5	23.79	23.99	4A-48E
48	20	QPSK	1	0	55340	3560	55340	3560	48	20	56244	3650.4	48	20	56442	3670.2	48	20	56640	3690	4	20	2175	2132.5	23.73	23.83	4A-48E
48	20	QPSK	1	0	55773	3603.3	55773	3603.3	48	20	55340	3560	48	20	55538	3579.8	48	20	55736	3599.6	4	20	2175	2132.5	23.80	23.82	4A-48E
48	20	QPSK	1	0	56207	3646.7	56207	3646.7	48	20	55340	3560	48	20	55538	3579.8	48	20	55736	3599.6	4	20	2175	2132.5	23.94	23.98	4A-48E
13	10	QPSK	1	49	23230	782	5230	751	48	20	55340	3560	48	20	55538	3579.8	48	20	55736	3599.6	48	20	56640	3690	23.45	23.56	13A-48A-48D
48	20	QPSK	1	0	56640	3690	56640	3690	48	20	55340	3560	48	20	55538	3579.8	48	20	55736	3599.6	13	10	5230	751	23.85	23.99	13A-48A-48D
48	20	QPSK	1	0	55340	3560	55340	3560	48	20	56244	3650.4	48	20	56442	3670.2	48	20	56640	3690	13	10	5230	751	23.79	23.83	13A-48A-48D
13	10	QPSK	1	49	23230	782	5230	751	48	20	55340	3560	48	20	55538	3579.8	48	20	55891	3615.1	48	20	56089	3634.9	23.49	23.56	13A-48C-48C
48	20	QPSK	1	0	55340	3560	55340	3560	48	20	55538	3579.8	48	20	55891	3615.1	48	20	56089	3634.9	13	10	5230	751	23.79	23.83	13A-48C-48C
48	20	QPSK	1	0	56640	3690	56640	3690	48	20	56442	3670.2	48	20	55891	3615.1	48	20	56089	3634.9	13	10	5230	751	23.88	23.99	13A-48C-48C
13	10	QPSK	1	49	23230	782	5230	751	48	20	55340	3560	48	20	55538	3579.8	48	20	55736	3599.6	48	20	56640	3690	23.52	23.56	13A-48E
48	20	QPSK	1	0	56640	3690	56640	3690	48	20	55340	3560	48	20	55538	3579.8	48	20	55736	3599.6	13	10	5230	751	23.82	23.99	13A-48E
48	20	QPSK	1	0	55340	3560	55340	3560	48	20	56244	3650.4	48	20	56442	3670.2	48	20	56640	3690	13	10	5230	751	23.79	23.83	13A-48E
48	20	QPSK	1	0	55773	3603.3	55773	3603.3	48	20	55340	3560	48	20	55538	3579.8	48	20	55736	3599.6	13	10	5230	751	23.77	23.82	13A-48E
48	20	QPSK	1	0	56207	3646.7	56207	3646.7	48	20	55340	3560	48	20	55538	3579.8	48	20	55736	3599.6	13	10	5230	751	23.84	23.98	13A-48E
25	20	QPSK	1	0	26140	1860	8140	1940	25	20	8590	1985	41	20	39750	2506	41	20	39948	2525.8	41	20	40146	2545.6	23.49	23.58	25A-25A-41D
25	20	QPSK	1	0	26590	1905	8590	1985	25	20	8140	1940	41	20	39750	2506	41	20	39948	2525.8	41	20	40146	2545.6	23.30	23.38	25A-25A-41D
41	20	QPSK	1	0	39750	2506	39750	2506	41	20	39948	2525.8	41	20	40146	2545.6	25	20	8590	1985	25	20	8140	1940	23.56	23.98	25A-25A-41D
41	20	QPSK	1	0	40620	2593	40620	2593	41	20	40422	2573.2	41	20	40818	2612.8	25	20	8590	1985	25	20	8140	1940	23.54	23.65	25A-25A-41D
41	20	QPSK	1	0	41490	2680	41490	2680	41	20	41094	2640.4	41	20	41292	2660.2	25	20	8590	1985	25	20	8140	1940	23.69	23.72	25A-25A-41D
25	20	QPSK	1	0	26140	1860	8140	1940	41	20	40320	2583	41	20	40520	2583	41	20	40720	2603	41	20	40920	2623	23.42	23.58	25A-41E
41	20	QPSK	1	0	39750	2506	39750	2506	41	20	39950	2526	41	20	40150	2546	41	20	40350	2566	25	20	8365	1962.5	23.56	23.66	25A-41E
41	20	QPSK	1	0	41490	2680	41490	2680	41	20	40890	2620	41	20	41090	2640	41	20	41290	2660	25	20	8365	1962.5	23.59	23.72	25A-41E
41	20	QPSK	1	0	39750	2506	39750	2506	41	20	39948	2525.8	41	20	40146	2545.6	42	20	43490	3590	42	20	43292	3570.2	23.45	23.66	41D-42C
41	20	QPSK	1	0	40620	2593	40620	2593	41	20	40437	2574.7	41	20	40803	2611.3	42	20	43490	3590	42	20	43292	3570.2	23.51	23.65	41D-42C
41	20	QPSK	1	0	41490	2680	41490	2680	41	20	41094	2640.4	41	20	41292	2660.2	42	20	43490	3590	42	20	43292	3570.2	23.51	23.72	41D-42C
41	20	QPSK	1	99	41690	2410	41690	2410	42	20	43088	3430.8	41	20	39750	2506	41	20	39948	2525.8	41	20	40146	2545.6	23.17	23.25	41D-42C
42	20	QPSK	1	99	43490	3590	43490	3590	42	20	43292	3570.2	41	20	39750	2506	41	20	39948	2525.8	41	20	40146	2545.6	23.72	23.84	41D-42C
66	20	QPSK	1	0	132322	1745	66786	2145	48	20	55340	3560	48	20	55538	3579.8	48	20	55736	3599.6	48	20	56640	3690	23.49	23.57	48A-48D-66A
48	20	QPSK	1	0	56640	3690	56640	3690	48	20	55340	3560	48	20	55538	3579.8	48	20	55736	3599.6	66	20	66786	2145	23.88	23.99	48A-48D-66A
48	20	QPSK	1	0	55340	3560	55340	3560	48	20	56244	3650.4	48	20	56442	3670.2	48	20	56640	3690	66	20	66786	2145	23.79	23.83	48A-48D-66A
48	20	QPSK	1	0	55340	3560	55340	3560	48	20	55538	3579.8	48	20	55773	3603.3	66	20	66536	2120	66	20	66734	2139.8	23.75	23.83	48A-48C-66C
48	20	QPSK	1	0	56640	3690	56640	3690	48	20	55340	3560	48	20	56442	3670.2	48	20	56640	3690	66	20	66536	2120	66	20	66734	2139.8	23.89	23.99	48A-48C-66C
48	20	QPSK	1	0	56207	3646.7	56207	3646.7	48	20	55891	3615.1	48	20	56089	3634.9	66	20	66536	2120	66	20	66734	2139.8	23.72	23.98	48A-48C-66C
66	20	QPSK	1	0	132072	1720	66536	2120	66	20	66734	2139.8	48	20	56207	3646.7	48	20	55891	3615.1	48	20	56089	3634.9	23.45	23.55	48A-48C-66C
66	20	QPSK	1	0	132572	1770	67036	2170	66	20	67234	2189.8	48	20	56207	3646.7	48	20	55891	3615.1	48	20	56089	3634.9	23.34	23.45	48A-48C-66C
66	20	QPSK	1	0	132322	1745	66786	2145	48	20	55340	3560	48	20	55538	3579.8	48	20	55891	3615.1	48	20	56089	3634.9	23.49	23.57	48C-48C-66A
48	20	QPSK	1	0	55340	3560	55340	3560	48	20	55538	3579.8	48	20	55891	3615.1	48	20	56089	3634.9	66	20	66786	2145	23.77	23.83	48C-48C-66A
48	20	QPSK	1	0	56640	3690	56640	3690	48	20	56442	3670.2	48	20	55891	3615.1	48	20	56089	3634.9	66	20	66786	2145	23.91	23.99	48C-48C-66A
66	20	QPSK	1	0	132322	1745	66786	2145	48	20	55340	3560	48	20	55538	3579.8	48	20	55736	3599.6	48	20	56640	3690	23.49	23.57	48E-66A
48	20	QPSK	1	0	56640	3690	56640	3690	48	20	55340	3560	48	20	55538	3579.8	48	20	55736	3599.6	66	20	66786	2145	23.88	23.99	48E-66A
48	20	QPSK	1	0	55340	3560	55340	3560	48	20	56244	3650.4	48	20	56442	3670.2	48	20	56640	3690	66	20	66786	2145	23.74	23.83	48E-66A
48	20	QPSK	1	0	55773	3603.3	55773	3603.3	48	20	55340	3560	48	20	55538	3579.8	48	20	55736	3599.6	66	20	66786	2145	23.75	23.82	48E-66A
48	20	QPSK	1	0	56207	3646.7	56207	3646.7	48	20	55340	3560	48	20	55538	3579.8	48	20	55736	3599.6	66	20	66786	2145	23.82	23.98	48E-66A

Reduced power

Five Component Carrier Maximum Conducted Power																												
PCC									SCC 1				SCC 2				SCC 3				SCC 4				Reduced power (dBm)		
UL						DL			DL				DL				DL				DL						
LTE Band	Bandwidth [MHz]	Modulation	RB	RB Offset	Channel	Frequency [MHz]	Channel	Frequency [MHz]	LTE Band	Bandwidth [MHz]	Channel	Frequency [MHz]	LTE Band	Bandwidth [MHz]	Channel	Frequency [MHz]	LTE Band	Bandwidth [MHz]	Channel	Frequency [MHz]	LTE Band	Bandwidth [MHz]	Channel	Frequency [MHz]	DL CA active	DL CA inactive	Configurations
4	20	QPSK	1	0	20050	1720	2050	2120	48	20	55340	3560	48	20	55538	3579.8	48	20	55736	3599.6	48	20	56640	3690	21.72	21.83	4A-48E
13	10	QPSK	1	49	23230	782	5230	751	48	20	55340	3560	48	20	55538	3579.8	48	20	55736	3599.6	48	20	56640	3690	21.39	21.40	13A-48A-48D
13	10	QPSK	1	49	23230	782	5230	751	48	20	55340	3560	48	20	55538	3579.8	48	20	55891	3615.1	48	20	56089	3634.9	21.20	21.40	13A-48C-48C
13	10	QPSK	1	49	23230	782	5230	751	48	20	55340	3560	48	20	55538	3579.8	48	20	55736	3599.6	48	20	56640	3690	21.33	21.40	13A-48E
25	20	QPSK	1	0	26140	1860	8140	1940	25	20	8590	1985	41	20	39750	2506	41	20	39948	2525.8	41	20	40146	2545.6	20.78	20.98	25A-25A-41D
25	20	QPSK	1	0	26140	1860	8140	1940	41	20	40320	2583	41	20	40520	2583	41	20	40720	2603	41	20	40920	2623	20.81	20.99	25A-41E
66	20	QPSK	1	0	132322	1745	66786	2145	48	20	55340	3560	48	20	55538	3579.8	48	20	55736	3599.6	48	20	56640	3690	21.82	21.99	48A-48D-66A
66	20	QPSK	1	0	132072	1720	66536	2120	66	20	66734	2139.8	48	20	56207	3646.7	48	20	55891	3615.1	48	20	56089	3634.9	21.79	21.96	48A-48C-66C
66	20	QPSK	1	0	132572	1770	67036	2170	66	20	67234	2189.8	48	20	56207	3646.7	48	20	55891	3615.1	48	20	56089	3634.9	21.77	21.83	48A-48C-66C
66	20	QPSK	1	0	132322	1745	66786	2145	48	20	55340	3560	48	20	55538	3579.8	48	20	55891	3615.1	48	20	56089	3634.9	21.38	21.99	48C-48C-66A
66	20	QPSK	1	0	132322	1745	66786	2145	48	20	55340	3560	48	20	55538	3579.8	48	20	55736	3599.6	48	20	56640	3690	21.88	21.99	48E-66A

Unless otherwise stated the results shown in this test report refer only to the sample(s) tested and such sample(s) are retained for 90 days only.
除非另有說明，此報告結果僅對測試之樣品負責，同時此樣品僅保留90天。本報告未經本公司書面許可，不可部份複製。
This document is issued by the Company subject to its General Conditions of Service printed overleaf, available on request or accessible at http://www.sgs.com.tw/Terms-and-Conditions and for electronic format documents, subject to Terms and Conditions for Electronic Documents at http://www.sgs.com.tw/Terms-and-Conditions. Attention is drawn to the limitation of liability, indemnification and jurisdiction issues defined therein. Any holder of this document is advised that information contained hereon reflects the Company's findings at the time of its intervention only and within the limits of Client's instructions, if any. The Company's sole responsibility is to its Client and this document does not exonerate parties to a transaction from exercising all their rights and obligations under the transaction documents. This document cannot be reproduced except in full, without prior written approval of the Company. Any unauthorized alteration, forgery or falsification of the content or appearance of this document is unlawful and offenders may be prosecuted to the fullest extent of the law.

LTE Downlink MIMO conducted power table

Full power

DL MIMO maximum power verification								
PCC							Full power (dBm)	
UL							DL MIMO active	DL MIMO inactive
Band	Bandwidth [MHz]	Modulation	RB	RB Offset	Frequency [MHz]	Channel		
LTE B2	20	QPSK	1	0	1900	19100	23.49	23.56
LTE B7	20	QPSK	1	99	2560	21350	22.56	22.71
LTE B38	20	QPSK	1	0	2580	37850	23.66	23.71
LTE B41	20	QPSK	1	0	2680	41490	23.67	23.72
LTE B66	20	QPSK	1	0	1745	132322	23.49	23.57

Reduced power

DL MIMO maximum power verification								
PCC							Reduced power (dBm)	
UL							DL MIMO active	DL MIMO inactive
Band	Bandwidth [MHz]	Modulation	RB	RB Offset	Frequency [MHz]	Channel		
LTE B66	20	QPSK	1	0	1745	132322	21.82	21.99

LTE SAR for DL 4x4 MIMO is excluded from testing because the highest UL output with DL MIMO is < ¼ dB higher than the highest UL output power configuration without DL MIMO.

Unless otherwise stated the results shown in this test report refer only to the sample(s) tested and such sample(s) are retained for 90 days only.
除非另有說明，此報告結果僅對測試之樣品負責，同時此樣品僅保留90天。本報告未經本公司書面許可，不可部份複製。
This document is issued by the Company subject to its General Conditions of Service printed overleaf, available on request or accessible at http://www.sgs.com.tw/Terms-and-Conditions and for electronic format documents, subject to Terms and Conditions for Electronic Documents at http://www.sgs.com.tw/Terms-and-Conditions. Attention is drawn to the limitation of liability, indemnification and jurisdiction issues defined therein. Any holder of this document is advised that information contained hereon reflects the Company's findings at the time of its intervention only and within the limits of Client's instructions, if any. The Company's sole responsibility is to its Client and this document does not exonerate parties to a transaction from exercising all their rights and obligations under the transaction documents. This document cannot be reproduced except in full, without prior written approval of the Company. Any unauthorized alteration, forgery or falsification of the content or appearance of this document is unlawful and offenders may be prosecuted to the fullest extent of the law.

A) LTE downlink CA information

The device supports a maximum of 5 carriers in the downlink. Other Release 10 features or higher features are not supported, including Enhanced SC-FDMA and Uplink MIMO or other antenna diversity configurations etc. All uplink communications are identical to the Release 8 Specifications.

The possible downlink LTE CA combinations supported by this device are as below tables per 3GPP TS 36.521-1 V16.5.0. The conducted power measurement results of downlink LTE CA are provided as above per 3GPP TS 36.521-1 V16.5.0. According to KDB 941225 D05A and RF exposure procedures in TCB workshop April 2018, the downlink LTE CA SAR test is not required.

B) Downlink CA combination table

Index	2CC	Restriction	Completely Covered by Measurement Superset
2CC #1	2A-2A		3CC #1
2CC #2	2C		3CC #3
2CC #3	2A-4A		3CC #1
2CC #4	2A-5A		3CC #2
2CC #5	2A-12A		3CC #4
2CC #6	2A-13A		3CC #7
2CC #7	2A-29A	B29 SCC only	3CC #8
2CC #8	2A-30A		3CC #9
2CC #9	2A-48A		3CC #23
2CC #10	2A-66A		3CC #22
2CC #11	2A-71A		3CC #26
2CC #12	4A-4A		3CC #31
2CC #13	4A-5A		3CC #31
2CC #14	4A-12A		3CC #32
2CC #15	4A-13A		3CC #33
2CC #16	4A-29A	B29 SCC only	3CC #35
2CC #17	4A-30A		3CC #36
2CC #18	4A-48A		No
2CC #19	4A-71A		3CC #34
2CC #20	5B		3CC #6
2CC #21	5A-5A		3CC #41
2CC #22	5A-7A		No
2CC #23	5A-25A		No
2CC #24	5A-30A		3CC #18
2CC #25	5A-48A		No
2CC #26	5A-66A		3CC #41
2CC #27	7B		No
2CC #28	7C		No
2CC #29	7A-7A		No
2CC #30	12A-25A		No
2CC #31	12A-30A		3CC #19
2CC #32	12A-66A		3CC #20
2CC #33	13A-48A		3CC #54
2CC #34	13A-66A		3CC #56
2CC #35	25A-25A		3CC #60
2CC #36	25A-41A		3CC #61
2CC #37	29A-30A		3CC #63
2CC #38	29A-66A		3CC #63
2CC #39	30A-66A		3CC #63
2CC #40	38C		No
2CC #41	41A-41A		3CC #69
2CC #42	41A-42A		No
2CC #43	41A-48A		No
2CC #44	41C		3CC #62
2CC #45	42A-42A		No
2CC #46	48A-48A		3CC #78
2CC #47	48A-66A		3CC #78
2CC #48	48A-71A		3CC #72
2CC #49	66A-66A		3CC #64
2CC #50	66B		3CC #27
2CC #51	66C		3CC #28
2CC #52	66A-71A		3CC #26
2CC #53	42C		3CC #66
2CC #54	48C		3CC #29

Index	3CC	Restriction	Completely Covered by Measurement Superset
3CC #1	2A-2A-4A		No
3CC #2	2A-2A-5A		4CC #5
3CC #3	2C-5A		No
3CC #4	2A-2A-12A		4CC #7
3CC #5	2C-12A		No
3CC #6	2A-5B		4CC #13
3CC #7	2A-2A-13A		No
3CC #8	2A-2A-29A	B29 SCC only	4CC #9
3CC #9	2A-2A-30A		4CC #9
3CC #10	2A-2A-66A		4CC #8
3CC #11	2A-2A-71A		No
3CC #12	2A-4A-4A		4CC #12
3CC #13	2A-4A-5A		No
3CC #14	2A-4A-12A		4CC #12
3CC #15	2A-4A-13A		No
3CC #16	2A-4A-29A	B29 SCC only	No
3CC #17	2A-4A-30A		No
3CC #18	2A-5A-30A		4CC #5
3CC #19	2A-12A-30A		4CC #7
3CC #20	2A-12A-66A		4CC #8
3CC #21	2A-29A-30A	B29 SCC only	4CC #9
3CC #22	2A-30A-66A		No
3CC #23	2A_48A_66A		No
3CC #24	2A_48A_48A		No
3CC #25	2A-66A-66A		4CC #10
3CC #26	2A-66A-71A		4CC #17
3CC #27	2A-66B		No
3CC #28	2A-66C		4CC #11
3CC #29	2A-48C		4CC #1
3CC #30	2C-66A		No
3CC #31	4A-4A-5A		No
3CC #32	4A-4A-12A		4CC #12
3CC #33	4A-4A-13A		No
3CC #34	4A-4A-71A		No
3CC #35	4A-4A-29A		No
3CC #36	4A-4A-30A		No
3CC #37	4A-5A-30A		No
3CC #38	4A-12A-30A		No
3CC #39	4A-29A-30A		No
3CC #40	4A-48C		No
3CC #41	5A-5A-66A		No
3CC #42	5A-2A-66A		4CC #6
3CC #43	5A-66A-66A		4CC #18
3CC #44	5A-30A-66A		4CC #18
3CC #45	5A-48C		No
3CC #46	5A-66B		No
3CC #47	5A-66C		No
3CC #48	5B-30A		4CC #13
3CC #49	5B-66A		4CC #19
3CC #50	12A-30A-66A		4CC #21
3CC #51	12A-66A-66A		4CC #15
3CC #52	12A-66C		4CC #14
3CC #53	13A-48A-48A		No
3CC #54	13A-48C		5CC #6
3CC #55	13A-66A-2A		No
3CC #56	13A-66A-66A		No
3CC #57	13A-66B		No
3CC #58	13A-66C		No
3CC #59	25A-25A-25A		No
3CC #60	25A-25A-41A		No
3CC #61	25A-41C		4CC #25
3CC #62	29A-30A-66A		4CC #27
3CC #63	30A-66A-66A		4CC #18
3CC #64	41A-41C		No
3CC #65	41A-42C		No
3CC #66	41C-42A		No
3CC #67	41D		4CC #26
3CC #68	41A-41A-41A		No
3CC #69	42A-42C		No
3CC #70	42D		4CC #29
3CC #71	48A-48A-71A		No
3CC #72	66A-66A-71A		4CC #17
3CC #73	66A-66C		No
3CC #74	66C-71A		4CC #16
3CC #75	48A-48C		4CC #1
3CC #76	48D		4CC #2
3CC #77	48A-48A-66A		4CC #38
3CC #78	48A-66C		4CC #39
3CC #79	48C-66A		4CC #40
3CC #80	48C-71A		No
3CC #81	48A-66A-66A		4CC #38

Index	4CC	Restriction	Completely Covered by Measurement Superset
4CC #1	2A-48A-48C		No
4CC #2	2A-48D		5CC #2
4CC #3	4A-48D		No
4CC #4	5A-48D		No
4CC #5	2A-2A-5A-30A		No
4CC #6	2A-2A-5A-66A		No
4CC #7	2A-2A-12A-30A		No
4CC #8	2A-2A-12A-66A		No
4CC #9	2A-2A-29A-30A	B29 SCC only	No
4CC #10	2A-2A-66A-66A		No
4CC #11	2A-2A-66C		No
4CC #12	2A-4A-4A-12A		No
4CC #13	2A-5B-30A		No
4CC #14	2A-12A-66C		No
4CC #15	2A-12A-66A-66A		No
4CC #16	2A-66C-71A		No
4CC #17	2A-66A-66A-71A		No
4CC #18	5A-30A-66A-66A		No
4CC #19	5B-30A-66A		No
4CC #20	5B-66A-66A		No
4CC #21	12A-30A-66A-66A		No
4CC #22	12A-48D		No
4CC #23	13A-48A-48C		No
4CC #24	13A-48D		5CC #5
4CC #25	25A-25A-41C		No
4CC #26	25A-41D		5CC #8
4CC #27	29A-30A-66A-66A		No
4CC #28	41A-41D		No
4CC #29	41A-42D		No
4CC #30	41C-41C		No
4CC #31	41C-42C		No
4CC #32	41D-42A		No
4CC #33	41E		5CC #3
4CC #34	42C-42C		No
4CC #35	42E		No
4CC #36	48C-48C		5CC #1
4CC #37	48A-48D		5CC #2
4CC #38	48A-48A-66A-66A		No
4CC #39	48A-48A-66C		No
4CC #40	48A-48C-66A		No
4CC #41	48C-66A-66A		No
4CC #42	48C-66C		5CC #12
4CC #43	48D-66A		5CC #11
4CC #44	48E		5CC #3

Index	5CC	Restriction	Completely Covered by Measurement Superset
5CC #1	2A-48C-48C		No
5CC #2	2A-48A-48D		No
5CC #3	2A-48E		No
5CC #4	4A-48E		No
5CC #5	13A-48A-48D		No
5CC #6	13A-48C-48C		No
5CC #7	13A-48E		No
5CC #8	25A-25A-41D		No
5CC #9	25A-41E		No
5CC #10	41D-42C		No
5CC #11	48A-48D-66A		No
5CC #12	48A-48C-66C		No
5CC #13	48C-48C-66A		No
5CC #14	48E-66A		No

Unless otherwise stated the results shown in this test report refer only to the sample(s) tested and such sample(s) are retained for 90 days only.
除非另有說明，此報告結果僅對測試之樣品負責，同時此樣品僅保留90天。本報告未經本公司書面許可，不可部份複製。
This document is issued by the Company subject to its General Conditions of Service printed overleaf, available on request or accessible at http://www.sgs.com.tw/Terms-and-Conditions and for electronic format documents, subject to Terms and Conditions for Electronic Documents at http://www.sgs.com.tw/Terms-and-Conditions. Attention is drawn to the limitation of liability, indemnification and jurisdiction issues defined therein. Any holder of this document is advised that information contained hereon reflects the Company's findings at the time of its intervention only and within the limits of Client's instructions, if any. The Company's sole responsibility is to its Client and this document does not exonerate parties to a transaction from exercising all their rights and obligations under the transaction documents. This document cannot be reproduced except in full, without prior written approval of the Company. Any unauthorized alteration, forgery or falsification of the content or appearance of this document is unlawful and offenders may be prosecuted to the fullest extent of the law.

Note:

1）For the inter-band CA combinations, all the listed bands above can be used as PCC or SCC.

2) The channel spacing and aggregated channel bandwidth for CA are identical to the associated specification in 3GPP TS 36.521-1 V16.5.0.

3) The reference test frequencies for CA refers to 3GPP TS 36.508 V16.5.0

4) Testing is not required in bands or modes not intended/allowed for US operation

5) Based on TCB workshop April 2018, only indicate “No” in CA combination table need power measurement

Unless otherwise stated the results shown in this test report refer only to the sample(s) tested and such sample(s) are retained for 90 days only.
除非另有說明，此報告結果僅對測試之樣品負責，同時此樣品僅保留90天。本報告未經本公司書面許可，不可部份複製。
This document is issued by the Company subject to its General Conditions of Service printed overleaf, available on request or accessible at http://www.sgs.com.tw/Terms-and-Conditions and for electronic format documents, subject to Terms and Conditions for Electronic Documents at http://www.sgs.com.tw/Terms-and-Conditions. Attention is drawn to the limitation of liability, indemnification and jurisdiction issues defined therein. Any holder of this document is advised that information contained hereon reflects the Company's findings at the time of its intervention only and within the limits of Client's instructions, if any. The Company's sole responsibility is to its Client and this document does not exonerate parties to a transaction from exercising all their rights and obligations under the transaction documents. This document cannot be reproduced except in full, without prior written approval of the Company. Any unauthorized alteration, forgery or falsification of the content or appearance of this document is unlawful and offenders may be prosecuted to the fullest extent of the law.

1.4 Test Environment

Ambient Temperature: 22±2° C
Tissue Simulating Liquid: 22±2° C

1.5 Operation Description

1. Measurements are performed respectively on the lowest, middle and highest channels of the operating band(s). The EUT is set to maximum power level during all tests, and at the beginning of each test the battery is fully charged.

2. During the SAR testing, the DASY 5 system checks power drift by comparing the e-field strength of one specific location measured at the beginning with that measured at the end of the SAR testing.

3. **GSM:** SAR test reduction for GPRS/EDGE mode is determined by the source-based time-averaged output power. The data mode with highest specified time-averaged output power should be tested for SAR compliance.

4. **UMTS:** The 3G SAR test reduction procedure is applied to HSDPA with 12.2 kbps RMC as the primary mode. Since the maximum output power in a secondary mode (HSDPA) is ≤ ¼ dB higher than the primary mode (WCDMA), SAR measurement is not required for the secondary mode (HSDPA). The following 4 sub-tests were completed according to Release 5 procedures in section 5.2 of 3GPP TS 34.121. A summary of these setting are illustrated below:

Sub-test	β_c	β_d	β_d (SF)	β_c/β_d	β_{hs} (1)	CM (dB)(2)
1	2/15	15/15	64	2/15	4/15	0.0
2	12/15(3)	15/15(3)	64	12/15(3)	24/15	1.0
3	15/15	8/15	64	15/8	30/15	1.5
4	15/15	4/15	64	15/4	30/15	1.5

Note 1: Δ_{ACK}, Δ_{NACK} and $\Delta_{CQI} = 8 \Leftrightarrow A_{hs} = \beta_{hs}/\beta_c = 30/15 \Leftrightarrow \beta_{hs} = 30/15 * \beta_c$
Note 2: CM = 1 for β_c/β_d =12/15, β_{hs}/β_c=24/15.
Note 3: For subtest 2 the β_c/β_d ratio of 12/15 for the TFC during the measurement period (TF1, TF0) is achieved by setting the signaled gain factors for the reference TFC (TF1, TF1) to β_c = 11/15 and β_d = 15/15.

5. **UMTS:** The 3G SAR test reduction procedure is applied to HSPA (HSUPA/HSDPA with RMC) with 12.2 kbps RMC as the primary mode. Since the maximum output power in a secondary mode (HSPA) is ≤ ¼ dB higher than the primary mode (WCDMA), SAR measurement is not required for the secondary mode (HSPA). The following 5 sub-tests were completed according to Release 6 procedures in section 5.2 of 3GPP TS 34.121. A summary of these setting are illustrated below:

Unless otherwise stated the results shown in this test report refer only to the sample(s) tested and such sample(s) are retained for 90 days only.
除非另有說明，此報告結果僅對測試之樣品負責，同時此樣品僅保留90天。本報告未經本公司書面許可，不可部份複製。
This document is issued by the Company subject to its General Conditions of Service printed overleaf, available on request or accessible at http://www.sgs.com.tw/Terms-and-Conditions and for electronic format documents, subject to Terms and Conditions for Electronic Documents at http://www.sgs.com.tw/Terms-and-Conditions. Attention is drawn to the limitation of liability, indemnification and jurisdiction issues defined therein. Any holder of this document is advised that information contained hereon reflects the Company's findings at the time of its intervention only and within the limits of Client's instructions, if any. The Company's sole responsibility is to its Client and this document does not exonerate parties to a transaction from exercising all their rights and obligations under the transaction documents. This document cannot be reproduced except in full, without prior written approval of the Company. Any unauthorized alteration, forgery or falsification of the content or appearance of this document is unlawful and offenders may be prosecuted to the fullest extent of the law.

Sub-test	β_c	β_d	β_d (SF)	β_c/β_d	β_{hs} (1)	β_{ec}	β_{ed}	β_{ed} (SF)	β_{ed} (codes)	CM (2) (dB)	MPR (dB)	AG (4) Index	E-TFCI
1	11/15 (3)	15/15 (3)	64	11/15 (3)	22/15	209/225	1039/225	4	1	1.0	0.0	20	75
2	6/15	15/15	64	6/15	12/15	12/15	94/75	4	1	3.0	2.0	12	67
3	15/15	9/15	64	15/9	30/15	30/15	β_{ed1}: 47/15 β_{ed2}: 47/15	4	2	2.0	1.0	15	92
4	2/15	15/15	64	2/15	4/15	2/15	56/75	4	1	3.0	2.0	17	71
5	15/15 (4)	15/15 (4)	64	15/15 (4)	30/15	24/15	134/15	4	1	1.0	0.0	21	81

Note 1: Δ_{ACK}, Δ_{NACK} and Δ_{CQI} = 8 ⇔ $A_{hs} = \beta_{hs}/\beta_c = 30/15 \Leftrightarrow \beta_{hs} = 30/15 * \beta_c$.
Note 2: CM = 1 for β_c/β_d =12/15, β_{hs}/β_c=24/15. For all other combinations of DPDCH, DPCCH, HS- DPCCH, E-DPDCH and E-DPCCH the MPR is based on the relative CM difference.
Note 3: For subtest 1 the β_c/β_d ratio of 11/15 for the TFC during the measurement period (TF1, TF0) is achieved by setting the signaled gain factors for the reference TFC (TF1, TF1) to β_c = 10/15 and β_d = 15/15.
Note 4: For subtest 5 the β_c/β_d ratio of 15/15 for the TFC during the measurement period (TF1, TF0) is achieved by setting the signaled gain factors for the reference TFC (TF1, TF1) to β_c = 14/15 and β_d = 15/15.
Note 5: Testing UE using E-DPDCH Physical Layer category 1 Sub-test 3 is not required according to TS 25.306 Table 5.1g.
Note 6: β_{ed} cannot be set directly; it is set by Absolute Grant Value.

6. **UMTS:** The 3G SAR test reduction procedure is applied to HSPA+ with 12.2 kbps RMC as the primary mode. Since the maximum output power in a secondary mode (HSPA+) is ≤ ¼ dB higher than the primary mode (WCDMA), SAR measurement is not required for the secondary mode (HSPA+). The following 1 sub-test was completed according to Release 7 procedures in section 5.2 of 3GPP TS34.121. A summary of these settings are illustrated below:

Table C.11.1.4**: β values for transmitter characteristics tests with HS-DPCCH and E-DCH with 16QAM**

Sub-test	β_c (Note3)	β_d	β_{HS} (Note1)	β_{ec}	β_{ed} (2xSF2) (Note 4)	β_{ed} (2xSF4) (Note 4)	CM (dB) (Note 2)	MPR (dB) (Note 2)	AG Index (Note 4)	E-TFCI (Note 5)	E-TFCI (boost)
1	1	0	30/15	30/15	$\beta_{ed}1$: 30/15 $\beta_{ed}2$: 30/15	$\beta_{ed}3$: 24/15 $\beta_{ed}4$: 24/15	3.5	2.5	14	105	105

Note 1: Δ_{ACK}, Δ_{NACK} and Δ_{CQI} = 30/15 with $\beta_{hs} = 30/15 * \beta_c$.
Note 2: CM = 3.5 and the MPR is based on the relative CM difference, MPR = MAX(CM-1,0).
Note 3: DPDCH is not configured, therefore the β_c is set to 1 and β_d = 0 by default.
Note 4: β_{ed} can not be set directly; it is set by Absolute Grant Value.
Note 5: All the sub-tests require the UE to transmit 2SF2+2SF4 16QAM EDCH and they apply for UE using E-DPDCH category 7. E-DCH TTI is set to 2ms TTI and E-DCH table index = 2. To support these E-DCH configurations DPDCH is not allocated. The UE is signalled to use the extrapolation algorithm.

7. **UMTS:** The 3G SAR test reduction procedure is applied to DC-HSDPA with 12.2 kbps RMC as the primary mode. Power is measured for DC-HSDPA according to the H-Set 12, FRC configuration in Table C.8.1.12 of 3GPP TS 34.121-1 to determine SAR test reduction. A primary and a secondary serving HS-DSCH Cell are required to perform the power measurement and for the results to be acceptable. Since the maximum output power in a secondary mode (DC-HSDPA) is ≤ ¼ dB higher than the primary mode (WCDMA), SAR measurement is not required for the secondary mode (DC-HSDPA). The following tests were completed according to procedures in section 7.3.13 of 3GPP TS 34.108 v9.5.0. A summary of these setting are illustrated below:

Unless otherwise stated the results shown in this test report refer only to the sample(s) tested and such sample(s) are retained for 90 days only.
除非另有說明，此報告結果僅對測試之樣品負責，同時此樣品僅保留90天。本報告未經本公司書面許可，不可部份複製。
This document is issued by the Company subject to its General Conditions of Service printed overleaf, available on request or accessible at http://www.sgs.com.tw/Terms-and-Conditions and for electronic format documents, subject to Terms and Conditions for Electronic Documents at http://www.sgs.com.tw/Terms-and-Conditions. Attention is drawn to the limitation of liability, indemnification and jurisdiction issues defined therein. Any holder of this document is advised that information contained hereon reflects the Company's findings at the time of its intervention only and within the limits of Client's instructions, if any. The Company's sole responsibility is to its Client and this document does not exonerate parties to a transaction from exercising all their rights and obligations under the transaction documents. This document cannot be reproduced except in full, without prior written approval of the Company. Any unauthorized alteration, forgery or falsification of the content or appearance of this document is unlawful and offenders may be prosecuted to the fullest extent of the law.

The configurations of the fixed reference channels for HSDPA RF tests are described in 3GPP TS 34.121, annex C for FDD and 3GPP TS 34.122

Table C.8.1.12: Fixed Reference Channel H-Set 12

Parameter	Unit	Value
Nominal Avg. Inf. Bit Rate	kbps	60
Inter-TTI Distance	TTI's	1
Number of HARQ Processes	Processes	6
Information Bit Payload (N_{INF})	Bits	120
Number Code Blocks	Blocks	1
Binary Channel Bits Per TTI	Bits	960
Total Available SML's in UE	SML's	19200
Number of SML's per HARQ Proc.	SML's	3200
Coding Rate		0.15
Number of Physical Channel Codes	Codes	1
Modulation		QPSK
Note 1: The RMC is intended to be used for DC-HSDPA mode and both cells shall transmit with identical parameters as listed in the table.		
Note 2: Maximum number of transmission is limited to 1, i.e., retransmission is not allowed. The redundancy and constellation version 0 shall be used.		

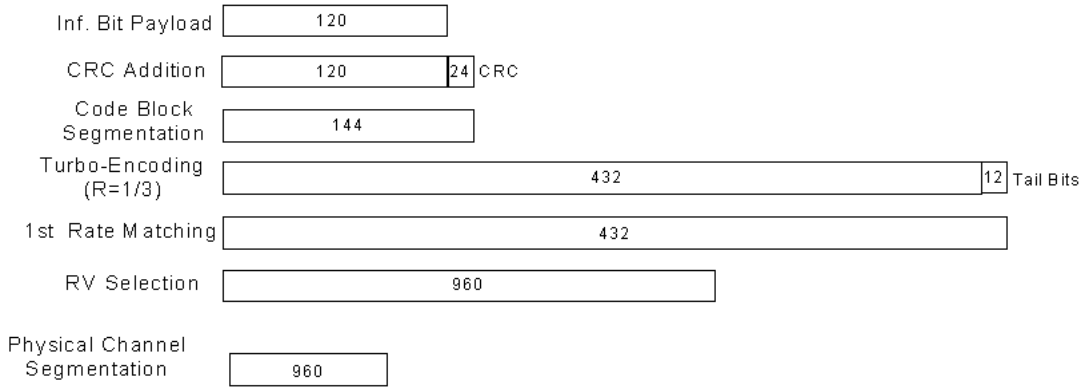

Figure C.8.19: Coding rate for Fixed reference Channel H-Set 12 (QPSK)

The following 4 sub-tests for HSDPA were completed according to Release 8 procedures in section 5.2 of 3GPP TS34.121. A summary of subtest settings are illustrated below:

Unless otherwise stated the results shown in this test report refer only to the sample(s) tested and such sample(s) are retained for 90 days only.
除非另有說明，此報告結果僅對測試之樣品負責，同時此樣品僅保留90天。本報告未經本公司書面許可，不可部份複製。
This document is issued by the Company subject to its General Conditions of Service printed overleaf, available on request or accessible at http://www.sgs.com.tw/Terms-and-Conditions and for electronic format documents, subject to Terms and Conditions for Electronic Documents at http://www.sgs.com.tw/Terms-and-Conditions. Attention is drawn to the limitation of liability, indemnification and jurisdiction issues defined therein. Any holder of this document is advised that information contained hereon reflects the Company's findings at the time of its intervention only and within the limits of Client's instructions, if any. The Company's sole responsibility is to its Client and this document does not exonerate parties to a transaction from exercising all their rights and obligations under the transaction documents. This document cannot be reproduced except in full, without prior written approval of the Company. Any unauthorized alteration, forgery or falsification of the content or appearance of this document is unlawful and offenders may be prosecuted to the fullest extent of the law.

Sub-test	β_c	β_d	β_d *(SF)*	β_c/β_d	β_{hs} (1)	CM (dB)(2)
1	2/15	15/15	64	2/15	4/15	0.0
2	12/15(3)	15/15(3)	64	12/15(3)	24/15	1.0
3	15/15	8/15	64	15/8	30/15	1.5
4	15/15	4/15	64	15/4	30/15	1.5

Note 1: Δ_{ACK}, Δ_{NACK} and Δ_{CQI} = 8 ⇔ $A_{hs} = \beta_{hs}/\beta_c = 30/15$ ⇔ $\beta_{hs} = 30/15 * \beta_c$
Note 2: CM = 1 for β_c/β_d =12/15, β_{hs}/β_c=24/15.
Note 3: For subtest 2 the β_c/β_d ratio of 12/15 for the TFC during the measurement period (TF1, TF0) is achieved by setting the signaled gain factors for the reference TFC (TF1, TF1) to β_c = 11/15 and β_d = 15/15.

8.**LTE:** LTE modes test according to **KDB 941225D05v02r05.**

a. Per Section 5.2.1, the largest channel bandwidth and measure SAR for QPSK with 1 RB allocation.

- Using the RB offset and required test channel combination with the highest maximum output power for RB offsets at the upper edge, middle and lower edge of each required test channel.
- When the reported SAR is ≤ 0.8 W/kg, testing of the remaining RB offset configurations and required test channels is not required for 1 RB allocation; otherwise, SAR is required for the remaining required test channels and only for the RB offset configuration with the highest output power for that channel.
- When the reported SAR of a required test channel is > 1.45 W/kg, SAR is required for all three RB offset configurations for that required test channel.

b. Per Section 5.2.2, the largest channel bandwidth and measure SAR for QPSK with 50% RB allocation

- The procedures required for 1 RB allocation in 5.2.1 are applied to measure the SAR for QPSK with 50% RB allocation.

c. Per Section 5.2.3, the largest channel bandwidth and measure SAR for QPSK with 100% RB allocation

- For QPSK with 100% RB allocation, SAR is not required when the highest maximum output power for 100 % RB allocation is less than the highest maximum output power in 50% and 1 RB allocations and the highest reported SAR for 1 RB and 50% RB allocation in 5.2.1 and 5.2.2 are ≤ 0.8 W/kg.
- Otherwise, SAR is measured for the highest output power channel and if the reported SAR is > 1.45 W/kg, the remaining required test channels must also be tested.

d. Per Section 5.2.4, Higher order modulations

- For each modulation besides QPSK; e.g., 16-QAM, 64-QAM, apply the

Unless otherwise stated the results shown in this test report refer only to the sample(s) tested and such sample(s) are retained for 90 days only.
除非另有說明，此報告結果僅對測試之樣品負責，同時此樣品僅保留90天。本報告未經本公司書面許可，不可部份複製。
This document is issued by the Company subject to its General Conditions of Service printed overleaf, available on request or accessible at http://www.sgs.com.tw/Terms-and-Conditions and for electronic format documents, subject to Terms and Conditions for Electronic Documents at http://www.sgs.com.tw/Terms-and-Conditions. Attention is drawn to the limitation of liability, indemnification and jurisdiction issues defined therein. Any holder of this document is advised that information contained hereon reflects the Company's findings at the time of its intervention only and within the limits of Client's instructions, if any. The Company's sole responsibility is to its Client and this document does not exonerate parties to a transaction from exercising all their rights and obligations under the transaction documents. This document cannot be reproduced except in full, without prior written approval of the Company. Any unauthorized alteration, forgery or falsification of the content or appearance of this document is unlawful and offenders may be prosecuted to the fullest extent of the law.

QPSK procedures in sections 5.2.1, 5.2.2 and 5.2.3 to determine the QAM configurations that may need SAR measurement. For each configuration identified as required for testing, SAR is required only when the highest maximum output power for the configuration in the higher order modulation is > ½ dB higher than the same configuration in QPSK or when the reported SAR for the QPSK configuration is > 1.45 W/kg.

e. Per Section 5.3, other channel bandwidth standalone SAR test requirements

- For the other channel bandwidths used by the device in a frequency band, apply all the procedures required for the largest channel bandwidth in section 5.2 to determine the channels and RB configurations that need SAR testing and only measure SAR when the highest maximum output power of a configuration requiring testing in the smaller channel bandwidth is > ½ dB higher than the equivalent channel configurations in the largest channel bandwidth configuration or the reported SAR of a configuration for the largest channel bandwidth is > 1.45 W/kg. The equivalent channel configuration for the RB allocation, RB offset and modulation etc. is determined for the smaller channel bandwidth according to the same number of RB allocated in the largest channel bandwidth.
- TDD LTE was tested at highest duty factor using UL-DL configuration 0 with 6 UL subframes and 2 special subframes using extended cyclic prefix only and special subframe configuration 6. SAR tests were performed at maximum output power and worst-case transmission duty factor in extended cyclic prefix. Per 3GPP 36.211 Section 4.2, the duty factor for UL-DL configuration 0/special subframe configuration 6 using extended cyclic prefix is 0.633.

According to KDB 941225 D05, SAR testing for TDD LTE must be tested using a fixed periodic duty factor according to the highest transmission duty factor implemented for the device and supported by the defined 3GPP TDD LTE configurations. The TDD-LTE of this device supports frame structure type 2 defined in 3GPP TS 36.211 section 4.2, and the frame structure configuration can be tabulated as below.

Unless otherwise stated the results shown in this test report refer only to the sample(s) tested and such sample(s) are retained for 90 days only.
除非另有說明，此報告結果僅對測試之樣品負責，同時此樣品僅保留90天。本報告未經本公司書面許可，不可部份複製。
This document is issued by the Company subject to its General Conditions of Service printed overleaf, available on request or accessible at http://www.sgs.com.tw/Terms-and-Conditions and for electronic format documents, subject to Terms and Conditions for Electronic Documents at http://www.sgs.com.tw/Terms-and-Conditions. Attention is drawn to the limitation of liability, indemnification and jurisdiction issues defined therein. Any holder of this document is advised that information contained hereon reflects the Company's findings at the time of its intervention only and within the limits of Client's instructions, if any. The Company's sole responsibility is to its Client and this document does not exonerate parties to a transaction from exercising all their rights and obligations under the transaction documents. This document cannot be reproduced except in full, without prior written approval of the Company. Any unauthorized alteration, forgery or falsification of the content or appearance of this document is unlawful and offenders may be prosecuted to the fullest extent of the law.

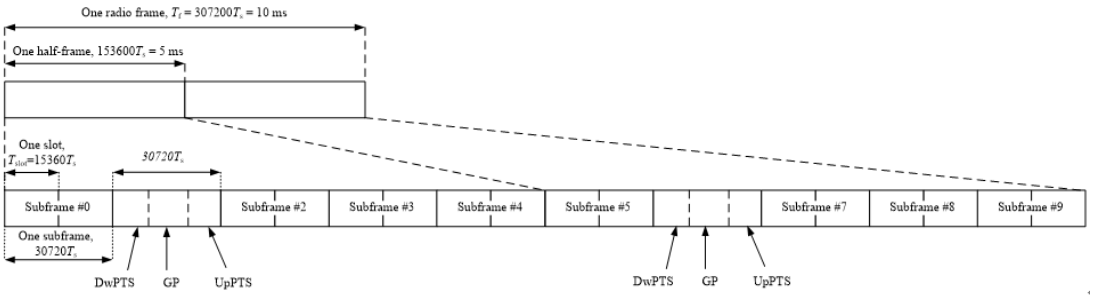

Figure 4.2-1: Frame structure type 2 (for 5 ms switch-point periodicity)

Table 4.2-1: Configuration of special subframe (lengths of DwPTS/GP/UpPTS)

Special subframe configuration	Normal cyclic prefix in downlink			Extended cyclic prefix in downlink		
	DwPTS	UpPTS		DwPTS	UpPTS	
		Normal cyclic prefix in uplink	Extended cyclic prefix in uplink		Normal cyclic prefix in uplink	Extended cyclic prefix in uplink
0	$6592 \cdot T_s$	$(1+X) \cdot 2192 \cdot T_s$	$(1+X) \cdot 2560 \cdot T_s$	$7680 \cdot T_s$	$(1+X) \cdot 2192 \cdot T_s$	$(1+X) \cdot 2560 \cdot T_s$
1	$19760 \cdot T_s$			$20480 \cdot T_s$		
2	$21952 \cdot T_s$			$23040 \cdot T_s$		
3	$24144 \cdot T_s$			$25600 \cdot T_s$		
4	$26336 \cdot T_s$			$7680 \cdot T_s$	$(2+X) \cdot 2192 \cdot T_s$	$(2+X) \cdot 2560 \cdot T_s$
5	$6592 \cdot T_s$	$(2+X) \cdot 2192 \cdot T_s$	$(2+X) \cdot 2560 \cdot T_s$	$20480 \cdot T_s$		
6	$19760 \cdot T_s$			$23040 \cdot T_s$		
7	$21952 \cdot T_s$			$12800 \cdot T_s$		
8	$24144 \cdot T_s$			-	-	-
9	$13168 \cdot T_s$			-	-	-

Table 4.2-2: Uplink-downlink configurations

Uplink-downlink configuration	Downlink-to-Uplink Switch-point periodicity	Subframe number									
		0	1	2	3	4	5	6	7	8	9
0	5 ms	D	S	U	U	U	D	S	U	U	U
1	5 ms	D	S	U	U	D	D	S	U	U	D
2	5 ms	D	S	U	D	D	D	S	U	D	D
3	10 ms	D	S	U	U	U	D	D	D	D	D
4	10 ms	D	S	U	U	D	D	D	D	D	D
5	10 ms	D	S	U	D	D	D	D	D	D	D
6	5 ms	D	S	U	U	U	D	S	U	U	D

Considering the highest transmission duty cycle, TDD LTE was tested using Uplink-Downlink configuration 0 with 6 uplink subframe and 2 special subframe. The special subframe was set to special subframe configuration 6 using extended cyclic prefix uplink. Therefore, SAR testing for TDD LTE was measured at the maximum output power with highest transmission duty cycle of 63.33%.

Unless otherwise stated the results shown in this test report refer only to the sample(s) tested and such sample(s) are retained for 90 days only.
除非另有說明，此報告結果僅對測試之樣品負責，同時此樣品僅保留90天。本報告未經本公司書面許可，不可部份複製。
This document is issued by the Company subject to its General Conditions of Service printed overleaf, available on request or accessible at http://www.sgs.com.tw/Terms-and-Conditions and for electronic format documents, subject to Terms and Conditions for Electronic Documents at http://www.sgs.com.tw/Terms-and-Conditions. Attention is drawn to the limitation of liability, indemnification and jurisdiction issues defined therein. Any holder of this document is advised that information contained hereon reflects the Company's findings at the time of its intervention only and within the limits of Client's instructions, if any. The Company's sole responsibility is to its Client and this document does not exonerate parties to a transaction from exercising all their rights and obligations under the transaction documents. This document cannot be reproduced except in full, without prior written approval of the Company. Any unauthorized alteration, forgery or falsification of the content or appearance of this document is unlawful and offenders may be prosecuted to the fullest extent of the law.

9. **WLAN:** 802.11b DSSS SAR Test Requirements: SAR is measured for 2.4 GHz 802.11b DSSS mode using the highest measured maximum output power channel, when the reported SAR of the highest measured maximum output power channel for the exposure configuration is ≤ 0.8 W/kg, no further SAR testing is required for 802.11b DSSS in that exposure configuration. When the reported SAR is > 0.8 W/kg, SAR is required for that exposure configuration using the next highest measured output power channel. When any reported SAR is > 1.2 W/kg, SAR is required for the third channel; i.e., all channels require testing.

10. **WLAN:** 802.11g/n OFDM SAR Test Exclusion Requirements: SAR is not required for 802.11g/n since the highest reported SAR for DSSS is adjusted by the ratio of OFDM to DSSS specified maximum output power and the adjusted SAR is ≤ 1.2 W/kg.

11. **WLAN:** Initial Test Configuration: An initial test configuration is determined for OFDM transmission modes according to the channel bandwidth, modulation and data rate combination(s) with the highest maximum output power specified for production units in each standalone and aggregated frequency band. SAR is measured using the highest measured maximum output power channel. When the reported SAR of the initial test configuration is > 0.8 W/kg, SAR measurement is required for the subsequent next highest measured output power channel(s) in the initial test configuration until the reported SAR is ≤ 1.2 W/kg or all required channels are tested. Since the highest reported SAR for the initial test configuration is adjusted by the ratio of the subsequent test configuration to initial test configuration specified maximum output power and the adjusted SAR is ≤ 1.2 W/kg, SAR is not required for subsequent test configuration.

12. **WLAN:** Based on FCC guidance, general principles of KDB248227D01 can be applied to 802.11ax to determine initial test configuration with 802.11ax being considered as the highest 802.11 mode for the appropriate frequency band.

13. **WLAN:** For WLAN, the device supports Dual Band Simultaneous (DBS) transmission for 2.4GHz and 5GHz 802.11, it means the device supports the same antenna with dual band operation (one antenna transmits in both bands). Besides, the maximum output power is different between DBS inactive and DBS active, and both DBS inactive and DBS active were measured separately to evaluate the simultaneous transmission.

14. **5G NR:** NR implementation of n2, n5, n41, n66, and n71 is limited to EN-DC only, with LTE bands 2/5/41 acting as anchor bands, SAR tests for NR bands and LTE anchor bands were performed separately due to limitations in SAR probe

Unless otherwise stated the results shown in this test report refer only to the sample(s) tested and such sample(s) are retained for 90 days only.
除非另有說明，此報告結果僅對測試之樣品負責，同時此樣品僅保留90天。本報告未經本公司書面許可，不可部份複製。
This document is issued by the Company subject to its General Conditions of Service printed overleaf, available on request or accessible at http://www.sgs.com.tw/Terms-and-Conditions and for electronic format documents, subject to Terms and Conditions for Electronic Documents at http://www.sgs.com.tw/Terms-and-Conditions. Attention is drawn to the limitation of liability, indemnification and jurisdiction issues defined therein. Any holder of this document is advised that information contained hereon reflects the Company's findings at the time of its intervention only and within the limits of Client's instructions, if any. The Company's sole responsibility is to its Client and this document does not exonerate parties to a transaction from exercising all their rights and obligations under the transaction documents. This document cannot be reproduced except in full, without prior written approval of the Company. Any unauthorized alteration, forgery or falsification of the content or appearance of this document is unlawful and offenders may be prosecuted to the fullest extent of the law.

calibration factor. Due to test setup limitation, SAR testing for NR was performed using factory test mode software to establish the connection.

15. **5G NR:** 5G NR Power/SAR procedure is similar with KDB 941225 D05. **a.** For power measurement reduction of DFT-s-OFDM and CP-OFDM, CP-OFDM will not higher than DFT-OFDM based on 3GPP MPR table, so CP-OFDM QPSK power measurement is spot check for 1RB allocation/1 RB offset configuration to ensure the output power will not ½ dB higher than Pi/2 BPSK and QPSK. **b.** For power measurement reduction of DFT-s-OFDM, 16QAM/64QAM/256QAM will not higher than Pi/2 BPSK and QPSK based on 3GPP MPR table, so Pi/2 BPSK and QPSK are measured fully, and 16QAM is spot check 1RB allocation/1 RB offset configuration to ensure the output power will not ½ dB higher than Pi/2 BPSK and QPSK. Smaller bandwidth output power will also follow the largest bandwidth to ensure output power will not ½ dB higher than largest supported bandwidth. **c.** SAR testing start with the largest channel bandwidth and measure SAR for QPSK with 1 RB allocation, using the RB offset and required test channel combination with the highest maximum output power for RB offsets at the upper edge, middle and lower edge of each required test channel. **d.** 50% RB allocation for QPSK SAR testing follows 1RB QPSK allocation procedure. **e.** QPSK with 100% RB allocation, SAR is not required when the highest maximum output power for 100 % RB allocation is less than the highest maximum output power in 50% and 1 RB allocations and the highest reported SAR for 1 RB and 50% RB allocation are ≤ 0.8 W/kg. Otherwise, SAR is measured for the highest output power channel; and if the reported SAR is > 1.45 W/kg, the remaining required test channels must also be tested. **f.** 16QAM/64QAM/256QAM output powers according to 3GPP MPR will not ½ dB higher than the same configuration in QPSK, also reported SAR for the QPSK configuration is less than 1.45 W/kg, 16QAM/64QAM/256QAM SAR testing are not required. **g.** Smaller bandwidth output power for each RB allocation configuration for this device will not ½ dB higher than the same configuration in the largest supported bandwidth, and the reported SAR for the largest supported bandwidth is ≤ 1.45 W/kg, smaller bandwidth SAR testing is not required for this device.

16. **ASDiv for WWAN:** In order to get better user experience, the device implements antenna swap feature (named ASDiv, antenna-switching diversity) which means WWAN TX diversity. In the case both WWAN UAT (Upper antenna) and WWAN LAT (lower antenna) were tested separately. For UAT, GSM850/WCDMA B5/LTE B5/12/13/17/26/71/5G NR n41 is supported. For LAT, GSM850/1900/WCDMA B2/4/5/LTE B2/4/5/7/12/13/17/25/26//30/38/41/ 42/48/66/71/5G NR n2/5/41/66/71 is supported.

Unless otherwise stated the results shown in this test report refer only to the sample(s) tested and such sample(s) are retained for 90 days only.
除非另有說明，此報告結果僅對測試之樣品負責，同時此樣品僅保留90天。本報告未經本公司書面許可，不可部份複製。
This document is issued by the Company subject to its General Conditions of Service printed overleaf, available on request or accessible at http://www.sgs.com.tw/Terms-and-Conditions and for electronic format documents, subject to Terms and Conditions for Electronic Documents at http://www.sgs.com.tw/Terms-and-Conditions. Attention is drawn to the limitation of liability, indemnification and jurisdiction issues defined therein. Any holder of this document is advised that information contained hereon reflects the Company's findings at the time of its intervention only and within the limits of Client's instructions, if any. The Company's sole responsibility is to its Client and this document does not exonerate parties to a transaction from exercising all their rights and obligations under the transaction documents. This document cannot be reproduced except in full, without prior written approval of the Company. Any unauthorized alteration, forgery or falsification of the content or appearance of this document is unlawful and offenders may be prosecuted to the fullest extent of the law.

17. **Dynamic antenna tuning**: The dynamic antenna tuning mechanism only implements for the WWAN LAT in WCDMA B5/LTE B5/12/13/26/71/5G NR n5/n71. Besides, the tuning hardware is separate from the antenna and does not influence antenna performance (other than impedance matching). For dynamic antenna tuning, SAR is measured according to required procedures with dynamic tuner active allowing device to automatically tune. Auto-tune state determined by device during normal SAR measurement verified and listed alongside the reported SAR results. Additional single point SAR measurements to verify other tuner configurations result in equivalent or lower SAR value:
a) Total number tuner states (total 144 tuner states) divided evenly among each supported band/air interface and exposure condition combination
b) Tuner state is established remotely so that the device is not moved for the entire series of single point SAR measurements for the tuner states in each combination
c) Single point measurements performed at the peak SAR location of the highest measured SAR configuration for each combination. SAR probe remains stationary throughout the entire series of single point measurements for each combination
d) If any single point SAR measurement result is > 1.2 W/kg for a band/exposure condition combination set, all supported tuner states are evaluated with single point SAR measurements for the combination.
The auto-tune state is verified immediately before and after each SAR measurement by checking tuning state information on EUT.
For the detail, please refer to chapter 2 supplemental SAR results.

18. **Antenna swap mechanism for WLAN:** In order to get better user experience the device implemented the dynamic antenna swapping which based on specific user interaction. The device supports two chains for both 2.4GHz and 5GHz which is also known as 2 x 2 MIMO. And there are four WLAN antennas to match with four modes which will explain later. So the antenna for these two chains will be exchanged between these four antennas to meet the expected performance. The output power setting is the same for all modes and the insertion loss of different path is considered as a portion of antenna efficiency. There are four modes: calling mode, camera mode, normal mode and Gaming mode and each mode will be triggered by different detection mechanism to realize the location exchanged by the antenna in different modes. The following is the summary table of the relationship between mode, antenna location and detection mechanism.

Mode	Antenna	Detection mechanism
Calling Mode	Chain0 is adapted in Ant4 Chain1 is adapted in Ant6	When the device audio receiver is active
Camera Mode	Chain0 is adapted in Ant6 Chain1 is adapted in Ant5	When the device Camera is active
Normal Mode	Portrait: Chain0 is adapted in Ant4	Gyro sensor + G-sensor

Unless otherwise stated the results shown in this test report refer only to the sample(s) tested and such sample(s) are retained for 90 days only.
除非另有說明，此報告結果僅對測試之樣品負責，同時此樣品僅保留90天。本報告未經本公司書面許可，不可部份複製。
This document is issued by the Company subject to its General Conditions of Service printed overleaf, available on request or accessible at http://www.sgs.com.tw/Terms-and-Conditions and for electronic format documents, subject to Terms and Conditions for Electronic Documents at http://www.sgs.com.tw/Terms-and-Conditions. Attention is drawn to the limitation of liability, indemnification and jurisdiction issues defined therein. Any holder of this document is advised that information contained hereon reflects the Company's findings at the time of its intervention only and within the limits of Client's instructions, if any. The Company's sole responsibility is to its Client and this document does not exonerate parties to a transaction from exercising all their rights and obligations under the transaction documents. This document cannot be reproduced except in full, without prior written approval of the Company. Any unauthorized alteration, forgery or falsification of the content or appearance of this document is unlawful and offenders may be prosecuted to the fullest extent of the law.

	Chain1 is adapted in Ant6 Landscape: Chain0 is adapted in Ant4 Chain1 is adapted in Ant5	
Gaming Mode	Chain0 is adapted in Ant4 Chain1 2.4 GHz is adapted in Ant5 Chain1 5 GHz is adapted in Ant7	When the device is read the string “game” of App

19. **Antenna swap mechanism for BT:** The device also provides antenna diversity switch method for Bluetooth. This feature will allow both transmit path and receive path of Bluetooth can be switched between Chain 0 antenna and Chain 1 antenna which are mentioned in above of WLAN part. The following is the summary table of the relationship between mode, antenna location and detection mechanism.

Mode	Antenna	Detection mechanism
Calling Mode	Ant4 or Ant6	When the device audio receiver is active
Camera Mode	Ant6 or Ant5	When the device Camera is active
Normal Mode	Portrait: Ant4 or Ant6 Landscape: Ant4 or Ant5	Gyro sensor + G-sensor
Gaming Mode	Ant4 or Ant5	When the device is read the string “game” of App

20. **LTE downlink CA:** The device supports a maximum of 5 carriers in the downlink. All uplink communications are identical to the Release 8 specifications. Uplink maximum output power is measured with downlink carrier aggregation active, only for the channel with highest measured maximum output power when downlink carrier aggregation is inactive, to confirm that when downlink carrier aggregation is active uplink maximum output power remains within the specified tune-up tolerance limits and not more than ¼ dB higher than the maximum output power measured when downlink carrier aggregation inactive. The downlink channels selected to perform the uplink power measurement must satisfy 3GPP channel spacing (5.4.1A of 3GPP TS 36.521 or equivalent) and channel bandwidth (5.4.2A) requirements. The nominal channel spacing is determined by [BW1 + BW2 – 0.1*|BW1 – BW2|]/2 MHz, where BW1 and BW2 are the channel bandwidths of the CC in a 2-CC aggregation configuration. The downlink PCC channel should be paired with the uplink channel according to normal configurations, as if there is no carrier aggregation. The downlink SCC should be adjacent to the PCC and remain within the downlink transmission band for contiguous intra-band CA. For non-contiguous intra-band CA, the SCC should be selected to provide maximum separation from the PCC and must remain fully within the downlink transmission

Unless otherwise stated the results shown in this test report refer only to the sample(s) tested and such sample(s) are retained for 90 days only.
除非另有說明，此報告結果僅對測試之樣品負責，同時此樣品僅保留90天。本報告未經本公司書面許可，不可部份複製。
This document is issued by the Company subject to its General Conditions of Service printed overleaf, available on request or accessible at http://www.sgs.com.tw/Terms-and-Conditions and for electronic format documents, subject to Terms and Conditions for Electronic Documents at http://www.sgs.com.tw/Terms-and-Conditions. Attention is drawn to the limitation of liability, indemnification and jurisdiction issues defined therein. Any holder of this document is advised that information contained hereon reflects the Company's findings at the time of its intervention only and within the limits of Client's instructions, if any. The Company's sole responsibility is to its Client and this document does not exonerate parties to a transaction from exercising all their rights and obligations under the transaction documents. This document cannot be reproduced except in full, without prior written approval of the Company. Any unauthorized alteration, forgery or falsification of the content or appearance of this document is unlawful and offenders may be prosecuted to the fullest extent of the law.

band. For inter-band CA, the SCC should be near the middle of its transmission band. When downlink carrier aggregation is active uplink maximum output power remain within the specified tune-up tolerance limits and not more than ¼ dB higher than the maximum output power measured when downlink carrier aggregation inactive, so SAR evaluation is not required for downlink carrier aggregation.

21. **LTE intra-band UL CA (contiguous):** The device supports LTE intra-band contiguous 2 UL CA for CA_5B, CA_7C, CA_38C, and CA_41C. The maximum output power is measured for each UL CA configuration for the required test channels. UL PCC configuration is determined by the required test channel. SCC and subsequent CCs are added alternatively to either side of the PCC or within the transmission band for channels at the ends of a frequency band. SAR for UL CA is required in highest standalone head/body test position and frequency band combination. Since the maximum output for UL CA is ≦ standalone LTE mode (without CA), PCC is configured according to the highest standalone SAR configuration tested, SCC and subsequent CCs are configured according to procedures used for power measurement and parameters (BW, RB etc.) similar to that used for the PCC.

22. **LTE inter-band UL CA:** The device supports LTE inter-band UL CA for CA_2A-5A, CA_2A-12A, CA_4A-5A, CA_4A-12A, and CA_12A-66A. Since the single uplink 1-g SAR values for each band are both less than 0.8W/Kg and the algebraic summation of the 1-g SAR values are less than 1.45 W/Kg, no additional measurements need to be performed based on 2018-10-TCB workshop guidance.

23. **Power reduction:** The device supports power reduction via audio routing when operating in next to ear use. Also, the power reduction is supported when enabling hotspot mode.

24. **General:** According to KDB447498D01v06, testing of other required channels is not required when the reported 1-g SAR for the highest output channel is ≤ 0.8 W/kg, when the transmission band is ≤ 100 MHz. According to KDB865664D01v01r04, SAR measurement variability must be assessed for each frequency band. When the original highest measured SAR is ≥ 0.8 W/kg, repeated that measurement once. Perform a second repeated measurement only if the ratio of largest to smallest SAR for the original and first repeated measurements is > 1.20 or when the original or repeated measurement is ≥ 1.45 W/kg (~ 10% from the 1-g SAR limit).

Unless otherwise stated the results shown in this test report refer only to the sample(s) tested and such sample(s) are retained for 90 days only.
除非另有說明，此報告結果僅對測試之樣品負責，同時此樣品僅保留90天。本報告未經本公司書面許可，不可部份複製。
This document is issued by the Company subject to its General Conditions of Service printed overleaf, available on request or accessible at http://www.sgs.com.tw/Terms-and-Conditions and for electronic format documents, subject to Terms and Conditions for Electronic Documents at http://www.sgs.com.tw/Terms-and-Conditions. Attention is drawn to the limitation of liability, indemnification and jurisdiction issues defined therein. Any holder of this document is advised that information contained hereon reflects the Company's findings at the time of its intervention only and within the limits of Client's instructions, if any. The Company's sole responsibility is to its Client and this document does not exonerate parties to a transaction from exercising all their rights and obligations under the transaction documents. This document cannot be reproduced except in full, without prior written approval of the Company. Any unauthorized alteration, forgery or falsification of the content or appearance of this document is unlawful and offenders may be prosecuted to the fullest extent of the law.

25. According to April 2015 TCB workshop, SAR test exclusion can be applied for testing overlapping LTE bands as below, a. The maximum output power, including tolerance, for the smaller band must be ≤ the larger band to qualify for the SAR test exclusion. b. The channel bandwidth and other operating parameters for the smaller band must be fully supported by the larger band. Thus, LTE Band 2 (1850 – 1910 MHz) is covered by LTE Band 25 (1850 – 1915 MHz), LTE Band 5 (824 – 849 MHz) is covered by LTE Band 26 (814 – 849 MHz), LTE Band 4 (1710 – 1755 MHz) is covered by LTE Band 66 (1710 – 1780 MHz), LTE Band 17 (704 – 716 MHz) is covered by LTE Band 12 (699 – 716 MHz), LTE Band 38 (2570 – 2620 MHz) is covered by LTE Band 41 (2496 – 2690 MHz).

26. The device doesn't support uplink MIMO for WWAN.

27. There is the cooler(Fan) can be used to keep the phone device having better thermal solution, therefore, SAR with cooler(Fan) is measured on the worst case of each exposure to be the conservative evaluation, including head, body-worn, hotspot and product-specific 10g-SAR.

Unless otherwise stated the results shown in this test report refer only to the sample(s) tested and such sample(s) are retained for 90 days only.
除非另有說明，此報告結果僅對測試之樣品負責，同時此樣品僅保留90天。本報告未經本公司書面許可，不可部份複製。
This document is issued by the Company subject to its General Conditions of Service printed overleaf, available on request or accessible at http://www.sgs.com.tw/Terms-and-Conditions and for electronic format documents, subject to Terms and Conditions for Electronic Documents at http://www.sgs.com.tw/Terms-and-Conditions. Attention is drawn to the limitation of liability, indemnification and jurisdiction issues defined therein. Any holder of this document is advised that information contained hereon reflects the Company's findings at the time of its intervention only and within the limits of Client's instructions, if any. The Company's sole responsibility is to its Client and this document does not exonerate parties to a transaction from exercising all their rights and obligations under the transaction documents. This document cannot be reproduced except in full, without prior written approval of the Company. Any unauthorized alteration, forgery or falsification of the content or appearance of this document is unlawful and offenders may be prosecuted to the fullest extent of the law.

1.6 Positioning Procedure

Head SAR measurement statement

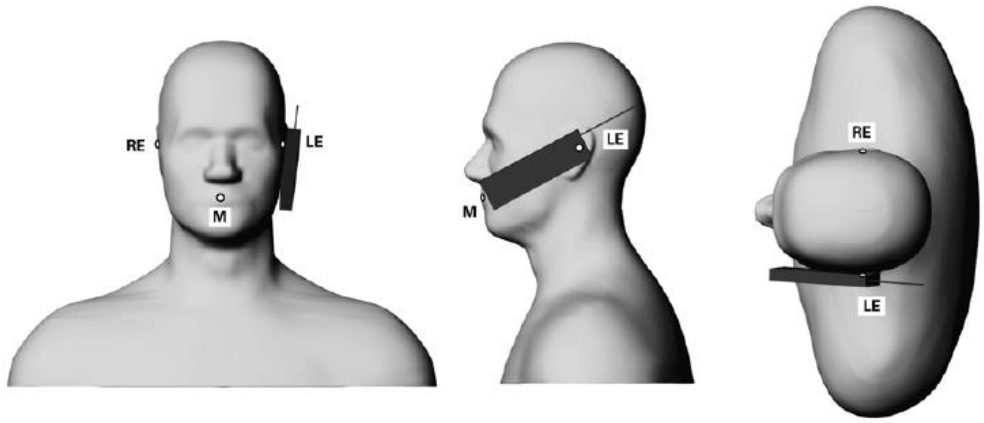

Phone position 1, “cheek” or “touch” position. The reference points for the right ear (RE), left ear (LE) and mouth (M), which define the reference plane for phone positioning.

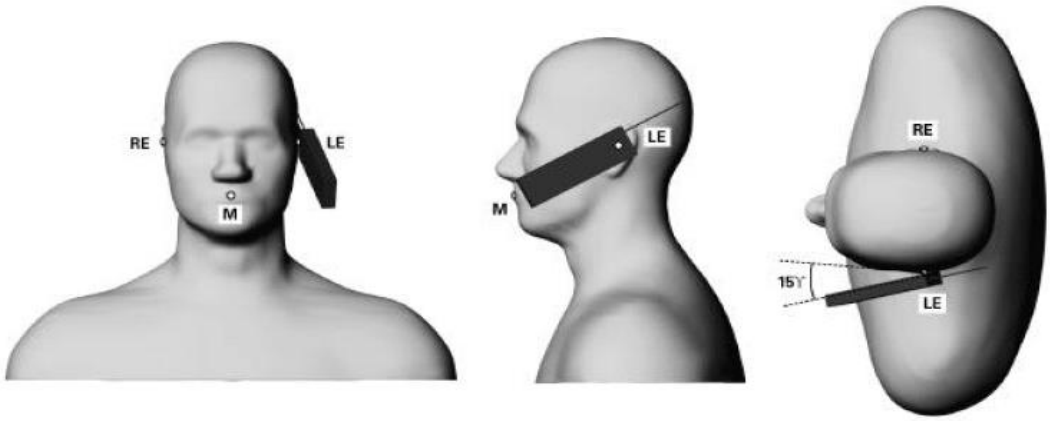

Phone position 2, “tilted position.” The reference points for the right ear (RE), left ear (LE) and mouth (M), which define the reference plane for phone positioning.

Cheek/Touch Position:
The handset was brought toward the mouth of the head phantom by pivoting against the ear reference point until any point of the mouthpiece or keypad touched the phantom.
Ear/Tilt Position:
With the phone aligned in the Cheek/Touch position, the handset was tilted away from the mouth with respect to the test device reference point by 15 degrees.

Unless otherwise stated the results shown in this test report refer only to the sample(s) tested and such sample(s) are retained for 90 days only.
除非另有說明，此報告結果僅對測試之樣品負責，同時此樣品僅保留90天。本報告未經本公司書面許可，不可部份複製。
This document is issued by the Company subject to its General Conditions of Service printed overleaf, available on request or accessible at http://www.sgs.com.tw/Terms-and-Conditions and for electronic format documents, subject to Terms and Conditions for Electronic Documents at http://www.sgs.com.tw/Terms-and-Conditions. Attention is drawn to the limitation of liability, indemnification and jurisdiction issues defined therein. Any holder of this document is advised that information contained hereon reflects the Company's findings at the time of its intervention only and within the limits of Client's instructions, if any. The Company's sole responsibility is to its Client and this document does not exonerate parties to a transaction from exercising all their rights and obligations under the transaction documents. This document cannot be reproduced except in full, without prior written approval of the Company. Any unauthorized alteration, forgery or falsification of the content or appearance of this document is unlawful and offenders may be prosecuted to the fullest extent of the law.

Body SAR / Product Specific 10-g SAR measurement statement

1. Body-worn exposure: 15mm
   Body-worn accessory exposure is typically related to voice mode operations when handsets are carried in body-worn accessories. The body-worn accessory procedures in KDB Publication 447498 D01 should be used to test for body-worn accessory SAR compliance, without a headset connected to it. When the same wireless transmission configuration is used for testing body-worn accessory and hotspot mode SAR, respectively, in voice and data mode, SAR results for the most conservative test separation distance configuration may be used to support both SAR conditions. When the reported SAR for a body-worn accessory, measured without a headset connected to the handset, is > 1.2 W/kg, the highest reported SAR configuration for that wireless mode and frequency band should be repeated for the body-worn accessory with a headset attached to the handset.

2. Hotspot exposure: 10mm
   A test separation distance of 10 mm is required between the phantom and all surfaces and edges with a transmitting antenna located within 25 mm from that surface or edge when the form factor of a handset is larger than 9 cm × 5 cm.

3. Phablet SAR test consideration
   Since the device is a phablet (overall diagonal dimension > 16.0 cm), the UMPC mini-tablet procedures must also be applied to test the SAR of all surfaces and edges with an antenna located at ≤ 25 mm from that surface or edge, in direct contact with a flat phantom, for product specific 10-g SAR. When hotspot mode applies, product specific 10-g SAR is required only for the surfaces and edges with hotspot mode 1-g reported SAR > 1.2 W/kg. However, when power reduction applies to hotspot mode the measured SAR must be scaled to the maximum output power, including tolerance, allowed for phablet modes to compare with the 1.2 W/kg SAR test reduction threshold. Based on KDB941225D06v02r01, the hotspot mode and body-worn accessory SAR test configurations may overlap for handsets. When the same wireless mode transmission configurations for voice and data are required for SAR measurements, the more conservative configuration with a smaller separation distance should be tested for the overlapping SAR configurations.

Unless otherwise stated the results shown in this test report refer only to the sample(s) tested and such sample(s) are retained for 90 days only.
除非另有說明，此報告結果僅對測試之樣品負責，同時此樣品僅保留90天。本報告未經本公司書面許可，不可部份複製。
This document is issued by the Company subject to its General Conditions of Service printed overleaf, available on request or accessible at http://www.sgs.com.tw/Terms-and-Conditions and for electronic format documents, subject to Terms and Conditions for Electronic Documents at http://www.sgs.com.tw/Terms-and-Conditions. Attention is drawn to the limitation of liability, indemnification and jurisdiction issues defined therein. Any holder of this document is advised that information contained hereon reflects the Company's findings at the time of its intervention only and within the limits of Client's instructions, if any. The Company's sole responsibility is to its Client and this document does not exonerate parties to a transaction from exercising all their rights and obligations under the transaction documents. This document cannot be reproduced except in full, without prior written approval of the Company. Any unauthorized alteration, forgery or falsification of the content or appearance of this document is unlawful and offenders may be prosecuted to the fullest extent of the law.

1.7 Evaluation Procedures

The entire evaluation of the spatial peak values is performed within the Post-processing engine (SEMCAD). The system always gives the maximum values for the 1 g and 10 g cubes. The algorithm to find the cube with highest averaged SAR is divided into the following stages:

1. The extraction of the measured data (grid and values) from the Zoom Scan.
2. The calculation of the SAR value at every measurement point based on all stored data (A/D values and measurement parameters).
3. The generation of a high-resolution mesh within the measured volume.
4. The interpolation of all measured values from the measurement grid to the high-resolution grid.
5. The extrapolation of the entire 3-D field distribution to the phantom surface over the distance from sensor to surface.
6. The calculation of the averaged SAR within masses of 1g and 10g.

The probe is calibrated at the center of the dipole sensors that is located 1 to 2.7mm away from the probe tip. During measurements, the probe stops shortly above the phantom surface, depending on the probe and the surface detecting system. Both distances are included as parameters in the probe configuration file. The software always knows exactly how far away the measured point is from the surface. As the probe cannot directly measure at the surface, the values between the deepest measured point and the surface must be extrapolated. The angle between the probe axis and the surface normal line is less than 30 degree.

In the Area Scan, the gradient of the interpolation function is evaluated to find all the extreme of the SAR distribution. The uncertainty on the locations of the extreme is less than 1/20 of the grid size. Only local maximum within –2 dB of the global maximum are searched and passed for the Cube Scan measurement. In the Cube Scan, the interpolation function is used to extrapolate the Peak SAR from the lowest measurement points to the inner phantom surface (the extrapolation distance). The uncertainty increases with the extrapolation distance. To keep the uncertainty within 1% for the 1 g and 10 g cubes, the extrapolation distance should not be larger than 5mm.

The maximum search is automatically performed after each area scan measurement. It is based on splines in two or three dimensions. The procedure can find the maximum for most SAR distributions even with relatively large grid spacing. After the area scanning measurement, the probe is automatically moved to a position at the interpolated maximum. The following scan can directly use this position for reference, e.g., for a finer resolution grid or the cube evaluations. The 1g and 10g peak evaluations are only available for the predefined cube 7x7x7 scans.

The routines are verified and optimized for the grid dimensions used in these cube measurements. The measured volume of 30x30x30mm contains about 30g of tissue. The first procedure is an extrapolation (incl. Boundary correction) to get the points between the lowest measured plane and the surface. The next step uses 3D interpolation to get all points within the measured volume. In the last step, a 1g cube is placed numerically into the volume and its averaged SAR is calculated. This cube is

Unless otherwise stated the results shown in this test report refer only to the sample(s) tested and such sample(s) are retained for 90 days only.
除非另有說明，此報告結果僅對測試之樣品負責，同時此樣品僅保留90天。本報告未經本公司書面許可，不可部份複製。
This document is issued by the Company subject to its General Conditions of Service printed overleaf, available on request or accessible at http://www.sgs.com.tw/Terms-and-Conditions and for electronic format documents, subject to Terms and Conditions for Electronic Documents at http://www.sgs.com.tw/Terms-and-Conditions. Attention is drawn to the limitation of liability, indemnification and jurisdiction issues defined therein. Any holder of this document is advised that information contained hereon reflects the Company's findings at the time of its intervention only and within the limits of Client's instructions, if any. The Company's sole responsibility is to its Client and this document does not exonerate parties to a transaction from exercising all their rights and obligations under the transaction documents. This document cannot be reproduced except in full, without prior written approval of the Company. Any unauthorized alteration, forgery or falsification of the content or appearance of this document is unlawful and offenders may be prosecuted to the fullest extent of the law.

the moved around until the highest averaged SAR is found.
If the highest SAR is found at the edge of the measured volume, the system will issue a warning: higher SAR values might be found outside of the measured volume. In that case the cube measurement can be repeated, using the new interpolated maximum as the center.

Unless otherwise stated the results shown in this test report refer only to the sample(s) tested and such sample(s) are retained for 90 days only.
除非另有說明，此報告結果僅對測試之樣品負責，同時此樣品僅保留90天。本報告未經本公司書面許可，不可部份複製。
This document is issued by the Company subject to its General Conditions of Service printed overleaf, available on request or accessible at http://www.sgs.com.tw/Terms-and-Conditions and for electronic format documents, subject to Terms and Conditions for Electronic Documents at http://www.sgs.com.tw/Terms-and-Conditions. Attention is drawn to the limitation of liability, indemnification and jurisdiction issues defined therein. Any holder of this document is advised that information contained hereon reflects the Company's findings at the time of its intervention only and within the limits of Client's instructions, if any. The Company's sole responsibility is to its Client and this document does not exonerate parties to a transaction from exercising all their rights and obligations under the transaction documents. This document cannot be reproduced except in full, without prior written approval of the Company. Any unauthorized alteration, forgery or falsification of the content or appearance of this document is unlawful and offenders may be prosecuted to the fullest extent of the law.

1.8 Probe Calibration Procedures

For the calibration of E-field probes in lossy liquids, an electric field with an accurately known field strength must be produced within the measured liquid. For standardization purposes it would be desirable if all measurements which are necessary to assess the correct field strength would be traceable to standardized measurement procedures. In the following two different calibration techniques are summarized:

1.8.1 Transfer Calibration with Temperature Probes

In lossy liquids the specific absorption rate (SAR) is related both to the electric field (E) and the temperature gradient ($\delta T / \delta t$) in the liquid.

$$SAR = C\frac{\delta T}{\delta t},$$

Whereby σ is the conductivity, ρ the density and c the heat capacity of the liquid.

Hence, the electric field in lossy liquid can be measured indirectly by measuring the temperature gradient in the liquid. Non-disturbing temperature probes (optical probes or thermistor probes with resistive lines) with high spatial resolution (<1-2 mm) and fast reaction time (<1 s) are available and can be easily calibrated with high precision [1]. The setup and the exciting source have no influence on the calibration; only the relative positioning uncertainties of the standard temperature probe and the E-field probe to be calibrated must be considered. However, several problems limit the available accuracy of probe calibrations with temperature probes:

1. The temperature gradient is not directly measurable but must be evaluated from temperature measurements at different time steps. Special precaution is necessary to avoid measurement errors caused by temperature gradients due to energy equalizing effects or convection currents in the liquid. Such effects cannot be completely avoided, as the measured field itself destroys the thermal equilibrium in the liquid. With a careful setup these errors can be kept

Unless otherwise stated the results shown in this test report refer only to the sample(s) tested and such sample(s) are retained for 90 days only.
除非另有說明，此報告結果僅對測試之樣品負責，同時此樣品僅保留90天。本報告未經本公司書面許可，不可部份複製。
This document is issued by the Company subject to its General Conditions of Service printed overleaf, available on request or accessible at http://www.sgs.com.tw/Terms-and-Conditions and for electronic format documents, subject to Terms and Conditions for Electronic Documents at http://www.sgs.com.tw/Terms-and-Conditions. Attention is drawn to the limitation of liability, indemnification and jurisdiction issues defined therein. Any holder of this document is advised that information contained hereon reflects the Company's findings at the time of its intervention only and within the limits of Client's instructions, if any. The Company's sole responsibility is to its Client and this document does not exonerate parties to a transaction from exercising all their rights and obligations under the transaction documents. This document cannot be reproduced except in full, without prior written approval of the Company. Any unauthorized alteration, forgery or falsification of the content or appearance of this document is unlawful and offenders may be prosecuted to the fullest extent of the law.

small.

2. The measured volume around the temperature probe is not well defined. It is difficult to calculate the energy transfer from a surrounding gradient temperature field into the probe. These effects must be considered, since temperature probes are calibrated in liquid with homogeneous temperatures. There is no traceable standard for temperature rise measurements.
3. The calibration depends on the assessment of the specific density, the heat capacity and the conductivity of the medium. While the specific density and heat capacity can be measured accurately with standardized procedures (~ 2% for c; much better for ρ), there is no standard for the measurement of the conductivity. Depending on the method and liquid, the error can well exceed ±5%.
4. Temperature rise measurements are not very sensitive and therefore are often performed at a higher power level than the E-field measurements. The nonlinearities in the system (e.g., power measurements, different components, etc.) must be considered.

Considering these problems, the possible accuracy of the calibration of E-field probes with temperature gradient measurements in a carefully designed setup is about ±10% (RSS) [2]. Recently, a setup which is a combination of the waveguide techniques and the thermal measurements was presented in [3]. The estimated uncertainty of the setup is ±5% (RSS) when the same liquid is used for the calibration and for actual measurements and ±7-9% (RSS) when not, which is in good agreement with the estimates given in [2].

Unless otherwise stated the results shown in this test report refer only to the sample(s) tested and such sample(s) are retained for 90 days only.
除非另有說明，此報告結果僅對測試之樣品負責，同時此樣品僅保留90天。本報告未經本公司書面許可，不可部份複製。
This document is issued by the Company subject to its General Conditions of Service printed overleaf, available on request or accessible at http://www.sgs.com.tw/Terms-and-Conditions and for electronic format documents, subject to Terms and Conditions for Electronic Documents at http://www.sgs.com.tw/Terms-and-Conditions. Attention is drawn to the limitation of liability, indemnification and jurisdiction issues defined therein. Any holder of this document is advised that information contained hereon reflects the Company's findings at the time of its intervention only and within the limits of Client's instructions, if any. The Company's sole responsibility is to its Client and this document does not exonerate parties to a transaction from exercising all their rights and obligations under the transaction documents. This document cannot be reproduced except in full, without prior written approval of the Company. Any unauthorized alteration, forgery or falsification of the content or appearance of this document is unlawful and offenders may be prosecuted to the fullest extent of the law.

1.8.2 Calibration with Analytical Fields

In this method a technical setup is used in which the field can be calculated analytically from measurements of other physical magnitudes (e.g., input power). This corresponds to the standard field method for probe calibration in air; however, there is no standard defined for fields in lossy liquids.

When using calculated fields in lossy liquids for probe calibration, several points must be considered in the assessment of the uncertainty:

1. The setup must enable accurate determination of the incident power.
2. The accuracy of the calculated field strength will depend on the assessment of the dielectric parameters of the liquid.
3. Due to the small wavelength in liquids with high permittivity, even small setups might be above the resonant cutoff frequencies. The field distribution in the setup must be carefully checked for conformity with the theoretical field distribution.

References

(1) N. Kuster, Q. Balzano, and J.C. Lin, Eds., *Mobile Communications Safety*, Chapman & Hall, London, 1997.

(2) K. Meier, M. Burkhardt, T. Schmid, and N. Kuster, \Broadband calibration of E-field probes in lossy media", *IEEE Transactions on Microwave Theory and Techniques*, vol. 44, no. 10, pp. 1954{1962, Oct. 1996.

(3) K. Jokela, P. Hyysalo, and L. Puranen, \Calibration of specific absorption rate (SAR) probes in waveguide at 900 MHz", *IEEE Transactions on Instrumentation and Measurements*, vol. 47, no. 2, pp. 432{438, Apr. 1998.

Unless otherwise stated the results shown in this test report refer only to the sample(s) tested and such sample(s) are retained for 90 days only.
除非另有說明，此報告結果僅對測試之樣品負責，同時此樣品僅保留90天。本報告未經本公司書面許可，不可部份複製。
This document is issued by the Company subject to its General Conditions of Service printed overleaf, available on request or accessible at http://www.sgs.com.tw/Terms-and-Conditions and for electronic format documents, subject to Terms and Conditions for Electronic Documents at http://www.sgs.com.tw/Terms-and-Conditions. Attention is drawn to the limitation of liability, indemnification and jurisdiction issues defined therein. Any holder of this document is advised that information contained hereon reflects the Company's findings at the time of its intervention only and within the limits of Client's instructions, if any. The Company's sole responsibility is to its Client and this document does not exonerate parties to a transaction from exercising all their rights and obligations under the transaction documents. This document cannot be reproduced except in full, without prior written approval of the Company. Any unauthorized alteration, forgery or falsification of the content or appearance of this document is unlawful and offenders may be prosecuted to the fullest extent of the law.

1.9 The SAR Measurement System

A block diagram of the SAR measurement system is given in Fig. a. This SAR measurement system uses a Computer-controlled 3-D stepper motor system (SPEAG DASY 5 professional system). Model EX3DV4 field probes are used to determine the internal electric fields. The SAR can be obtained from the equation SAR= σ (|Ei|2)/ ρ where σ and ρ are the conductivity and mass density of the tissue-simulant.

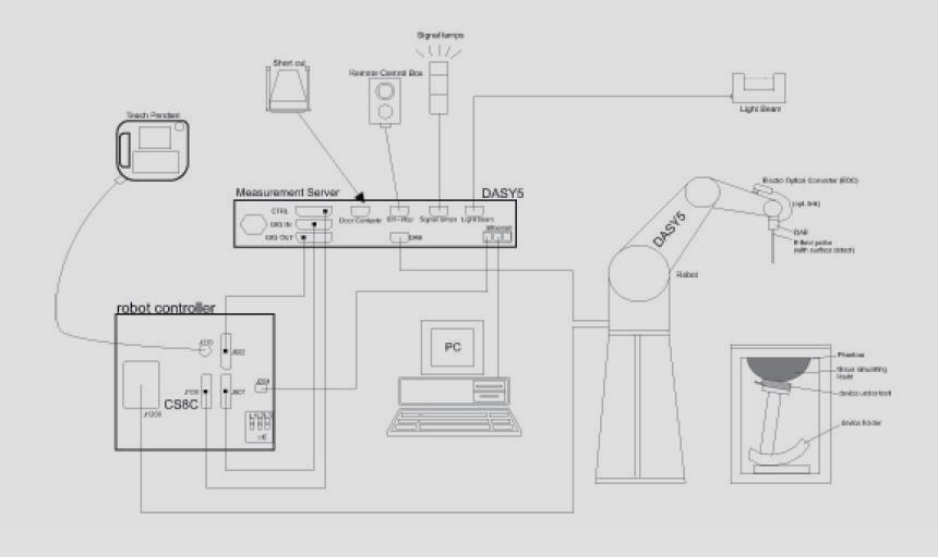

Fig. a A block diagram of the SAR measurement system

Unless otherwise stated the results shown in this test report refer only to the sample(s) tested and such sample(s) are retained for 90 days only.
除非另有說明，此報告結果僅對測試之樣品負責，同時此樣品僅保留90天。本報告未經本公司書面許可，不可部份複製。
This document is issued by the Company subject to its General Conditions of Service printed overleaf, available on request or accessible at http://www.sgs.com.tw/Terms-and-Conditions and for electronic format documents, subject to Terms and Conditions for Electronic Documents at http://www.sgs.com.tw/Terms-and-Conditions. Attention is drawn to the limitation of liability, indemnification and jurisdiction issues defined therein. Any holder of this document is advised that information contained hereon reflects the Company's findings at the time of its intervention only and within the limits of Client's instructions, if any. The Company's sole responsibility is to its Client and this document does not exonerate parties to a transaction from exercising all their rights and obligations under the transaction documents. This document cannot be reproduced except in full, without prior written approval of the Company. Any unauthorized alteration, forgery or falsification of the content or appearance of this document is unlawful and offenders may be prosecuted to the fullest extent of the law.

The DASY 5 system for performing compliance tests consists of the following items:

1. A standard high precision 6-axis robot (Staubli RX family) with controller, teach pendant and software. An arm extension is for accommodating the data acquisition electronics (DAE).
2. A dosimetric probe, i.e., an isotropic E-field probe optimized and calibrated for usage in tissue simulating liquid. The probe is equipped with an optical surface detector system.
3. Data acquisition electronics (DAE) which performs the signal amplification, signal multiplexing, AD-conversion, offset measurements, mechanical surface detection, collision detection, etc. The unit is battery powered with standard or rechargeable batteries. The signal is optically transmitted to the EOC.
4. The Electro-optical converter (EOC) performs the conversion between optical and electrical of the signals for the digital communication to the DAE and for the analog signal from the optical surface detection. The EOC is connected to the measurement server.
5. The function of the measurement server is to perform the time critical tasks such as signal filtering, control of the robot operation and fast movement interrupts.
6. A probe alignment unit which improves the (absolute) accuracy of the probe positioning.
7. A computer operating Windows7
8. DASY 5 software.
9. Remote control with teach pendant and additional circuitry for robot safety such as warning lamps, etc.
10. The SAM twin phantom enabling testing left-hand and right-hand usage.
11. The device holder for handheld mobile phones.
12. Tissue simulating liquid mixed according to the given recipes.
13. Validation dipole kits allowing to validate the proper functioning of the system.

Unless otherwise stated the results shown in this test report refer only to the sample(s) tested and such sample(s) are retained for 90 days only.
除非另有說明，此報告結果僅對測試之樣品負責，同時此樣品僅保留90天。本報告未經本公司書面許可，不可部份複製。
This document is issued by the Company subject to its General Conditions of Service printed overleaf, available on request or accessible at http://www.sgs.com.tw/Terms-and-Conditions and for electronic format documents, subject to Terms and Conditions for Electronic Documents at http://www.sgs.com.tw/Terms-and-Conditions. Attention is drawn to the limitation of liability, indemnification and jurisdiction issues defined therein. Any holder of this document is advised that information contained hereon reflects the Company's findings at the time of its intervention only and within the limits of Client's instructions, if any. The Company's sole responsibility is to its Client and this document does not exonerate parties to a transaction from exercising all their rights and obligations under the transaction documents. This document cannot be reproduced except in full, without prior written approval of the Company. Any unauthorized alteration, forgery or falsification of the content or appearance of this document is unlawful and offenders may be prosecuted to the fullest extent of the law.

1.10 System Components

EX3DV4 E-Field Probe

Construction	Symmetrical design with triangular core Built-in shielding against static charges PEEK enclosure material (resistant to organic solvents, e.g., DGBE)	
Calibration	Basic Broad Band Calibration in air Conversion Factors (CF) for HSL750/835/1750/1900/2300/2450/2600/3500/3700/5200/5300/5600/5800 MHz Additional CF for other liquids and frequencies upon request	
Frequency	10 MHz to > 6 GHz, Linearity: ± 0.6 dB	
Directivity	± 0.3 dB in HSL (rotation around probe axis) ± 0.5 dB in tissue material (rotation normal to probe axis)	
Dynamic Range	10 µW/g to > 100 mW/g Linearity: ± 0.2 dB (noise: typically < 1 µW/g)	
Dimensions	Tip diameter: 2.5 mm	
Application	High precision dosimetric measurements in any exposure scenario (e.g., very strong gradient fields). Only probe which enables compliance testing for frequencies up to 6 GHz with precision of better 30%.	

Unless otherwise stated the results shown in this test report refer only to the sample(s) tested and such sample(s) are retained for 90 days only.
除非另有說明，此報告結果僅對測試之樣品負責，同時此樣品僅保留90天。本報告未經本公司書面許可，不可部份複製。
This document is issued by the Company subject to its General Conditions of Service printed overleaf, available on request or accessible at http://www.sgs.com.tw/Terms-and-Conditions and for electronic format documents, subject to Terms and Conditions for Electronic Documents at http://www.sgs.com.tw/Terms-and-Conditions. Attention is drawn to the limitation of liability, indemnification and jurisdiction issues defined therein. Any holder of this document is advised that information contained hereon reflects the Company's findings at the time of its intervention only and within the limits of Client's instructions, if any. The Company's sole responsibility is to its Client and this document does not exonerate parties to a transaction from exercising all their rights and obligations under the transaction documents. This document cannot be reproduced except in full, without prior written approval of the Company. Any unauthorized alteration, forgery or falsification of the content or appearance of this document is unlawful and offenders may be prosecuted to the fullest extent of the law.

Phantom

Model	Twin SAM	
Construction	The shell corresponds to the specifications of the Specific Anthropomorphic Mannequin (SAM) phantom defined in IEEE 1528 and IEC 62209. It enables the dosimetric evaluation of left and right hand phone usage as well as body mounted usage at the flat phantom region. A cover prevents evaporation of the liquid. Reference markings on the phantom allow the complete setup of all predefined phantom positions and measurement grids by manually teaching three points with the robot.	
Shell Thickness	2 ± 0.2 mm	
Filling Volume	Approx. 25 liters	
Dimensions	Height: 850 mm; Length: 1000 mm; Width: 500 mm	

DEVICE HOLDER

Construction	In combination with the Twin SAM Phantom V4.0/V4.0C or Twin SAM, the Mounting Device (made from POM) enables the rotation of the mounted transmitter in spherical coordinates, whereby the rotation point is the ear opening. The devices can be easily and accurately positioned according to IEC, IEEE, CENELEC, FCC or other specifications. The device holder can be locked at different phantom locations (left head, right head, flat phantom).	 Device Holder

Unless otherwise stated the results shown in this test report refer only to the sample(s) tested and such sample(s) are retained for 90 days only.
除非另有說明，此報告結果僅對測試之樣品負責，同時此樣品僅保留90天。本報告未經本公司書面許可，不可部份複製。
This document is issued by the Company subject to its General Conditions of Service printed overleaf, available on request or accessible at http://www.sgs.com.tw/Terms-and-Conditions and for electronic format documents, subject to Terms and Conditions for Electronic Documents at http://www.sgs.com.tw/Terms-and-Conditions. Attention is drawn to the limitation of liability, indemnification and jurisdiction issues defined therein. Any holder of this document is advised that information contained hereon reflects the Company's findings at the time of its intervention only and within the limits of Client's instructions, if any. The Company's sole responsibility is to its Client and this document does not exonerate parties to a transaction from exercising all their rights and obligations under the transaction documents. This document cannot be reproduced except in full, without prior written approval of the Company. Any unauthorized alteration, forgery or falsification of the content or appearance of this document is unlawful and offenders may be prosecuted to the fullest extent of the law.

1.11 SAR System Verification

The microwave circuit arrangement for system verification is sketched in Fig. b. The daily system accuracy verification occurs within the flat section of the SAM phantom. A SAR measurement was performed to see if the measured SAR was within +/- 10% (according to KDB865664D01) from the target SAR values.
These tests were done at 750/835/1750/1900/2300/2450/2600/3500/3700/5200/5300/5600/5800 MHz. The tests were conducted on the same days as the measurement of the DUT. The obtained results from the system accuracy verification are displayed in the table 1. During the tests, the liquid depth above the ear reference points was above 15 cm (≤3G) or 10 cm (>3G) in all the cases. It is seen that the system is operating within its specification, as the results are within acceptable tolerance of the reference values.

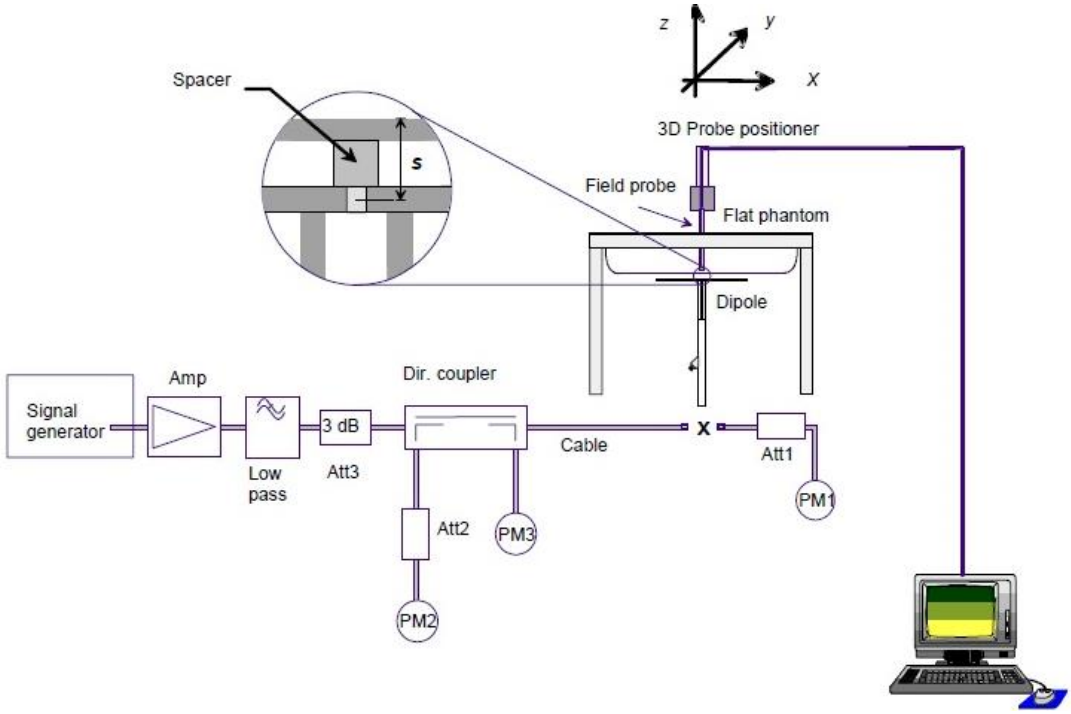

Fig. b The block diagram of system verification

Unless otherwise stated the results shown in this test report refer only to the sample(s) tested and such sample(s) are retained for 90 days only.
除非另有說明，此報告結果僅對測試之樣品負責，同時此樣品僅保留90天。本報告未經本公司書面許可，不可部份複製。
This document is issued by the Company subject to its General Conditions of Service printed overleaf, available on request or accessible at http://www.sgs.com.tw/Terms-and-Conditions and for electronic format documents, subject to Terms and Conditions for Electronic Documents at http://www.sgs.com.tw/Terms-and-Conditions. Attention is drawn to the limitation of liability, indemnification and jurisdiction issues defined therein. Any holder of this document is advised that information contained hereon reflects the Company's findings at the time of its intervention only and within the limits of Client's instructions, if any. The Company's sole responsibility is to its Client and this document does not exonerate parties to a transaction from exercising all their rights and obligations under the transaction documents. This document cannot be reproduced except in full, without prior written approval of the Company. Any unauthorized alteration, forgery or falsification of the content or appearance of this document is unlawful and offenders may be prosecuted to the fullest extent of the law.

Validation Kit	S/N	Frequency (MHz)		1W Target SAR-1g (mW/g)	pin=250mW Measured SAR-1g (mW/g)	Measured SAR-1g normalized to 1W (mW/g)	Deviation (%)	Measured Date
D750V3	1015	750	Head	8.6	2.27	9.08	5.58%	Jul. 01, 2020
D835V2	4d063	835	Head	9.57	2.29	9.16	-4.28%	Jul. 02, 2020
D1750V2	1008	1750	Head	36.8	9.07	36.28	-1.41%	Jul. 03, 2020
D1900V2	5d173	1900	Head	39.4	8.94	35.76	-9.24%	Jul. 04, 2020
D2300V2	1023	2300	Head	48.1	12.20	48.80	1.46%	Jul. 27, 2020
D2600V2	1005	2600	Head	57.3	13.30	53.20	-7.16%	Jul. 06, 2020
D750V3	1015	750	Head	8.6	2.26	9.04	5.12%	Jun. 25, 2020
D835V2	4d063	835	Head	9.57	2.43	9.72	1.57%	Jun. 26, 2020
D1750V2	1008	1750	Head	36.8	8.93	35.72	-2.93%	Jun. 27, 2020
D1900V2	5d173	1900	Head	39.4	9.93	39.72	0.81%	Jun. 28, 2020
D2300V2	1023	2300	Head	48.1	12.30	49.20	2.29%	Jun. 22, 2020
D2600V2	1005	2600	Head	57.3	14.30	57.20	-0.17%	Jun. 30, 2020
D750V3	1015	750	Head	8.6	2.23	8.92	3.72%	Jul. 09, 2020
D835V2	4d063	835	Head	9.57	2.34	9.36	-2.19%	Jul. 10, 2020
D1750V2	1008	1750	Head	36.8	9.09	36.36	-1.20%	Jul. 11, 2020
D1900V2	5d173	1900	Head	39.4	9.70	38.80	-1.52%	Jul. 12, 2020
D2300V2	1023	2300	Head	48.1	12.00	48.00	-0.21%	Jul. 23, 2020
D2600V2	1005	2600	Head	57.3	13.80	55.20	-3.66%	Jul. 14, 2020
D750V3	1015	750	Head	8.6	2.08	8.32	-3.26%	Jul. 21, 2020
D835V2	4d063	835	Head	9.57	2.34	9.36	-2.19%	Jul. 22, 2020
D1750V2	1008	1750	Head	36.8	8.47	33.88	-7.93%	Jul. 23, 2020
D1900V2	5d173	1900	Head	39.4	9.72	38.88	-1.32%	Jul. 24, 2020
D2300V2	1023	2300	Head	48.1	12.10	48.40	0.62%	Jul. 23, 2020
D2600V2	1005	2600	Head	57.3	14.10	56.40	-1.57%	Jul. 26, 2020
D750V3	1015	750	Head	8.6	2.02	8.08	-6.05%	Jul. 14, 2020
D835V2	4d063	835	Head	9.57	2.25	9.00	-5.96%	Jul. 15, 2020
D1750V2	1008	1750	Head	36.8	8.69	34.76	-5.54%	Jul. 16, 2020
D1900V2	5d173	1900	Head	39.4	9.68	38.72	-1.73%	Jul. 17, 2020
D2300V2	1023	2300	Head	48.1	11.90	47.60	-1.04%	Jul. 27, 2020
D2600V2	1005	2600	Head	57.3	13.60	54.40	-5.06%	Jul. 19, 2020
D2450V2	727	2450	Head	52.6	13.50	54.00	2.66%	Jul. 05, 2020
D2450V2	727	2450	Head	52.6	13.50	54.00	2.66%	Jul. 25, 2020
D2450V2	727	2450	Head	52.6	13.70	54.80	4.18%	Jun. 29, 2020
D2450V2	727	2450	Head	52.6	13.70	54.80	4.18%	Jul. 13, 2020

Unless otherwise stated the results shown in this test report refer only to the sample(s) tested and such sample(s) are retained for 90 days only.
除非另有說明，此報告結果僅對測試之樣品負責，同時此樣品僅保留90天。本報告未經本公司書面許可，不可部份複製。
This document is issued by the Company subject to its General Conditions of Service printed overleaf, available on request or accessible at http://www.sgs.com.tw/Terms-and-Conditions and for electronic format documents, subject to Terms and Conditions for Electronic Documents at http://www.sgs.com.tw/Terms-and-Conditions. Attention is drawn to the limitation of liability, indemnification and jurisdiction issues defined therein. Any holder of this document is advised that information contained hereon reflects the Company's findings at the time of its intervention only and within the limits of Client's instructions, if any. The Company's sole responsibility is to its Client and this document does not exonerate parties to a transaction from exercising all their rights and obligations under the transaction documents. This document cannot be reproduced except in full, without prior written approval of the Company. Any unauthorized alteration, forgery or falsification of the content or appearance of this document is unlawful and offenders may be prosecuted to the fullest extent of the law.

Validation Kit	S/N	Frequency (MHz)		1W Target SAR-1g (mW/g)	pin=100mW Measured SAR-1g (mW/g)	Measured SAR-1g normalized to 1W (mW/g)	Deviation (%)	Measured Date
D3500V2	1009	3500	Head	66.8	7.02	70.20	5.09%	Jul. 08, 2020
D3700V2	1057	3700	Head	68	6.48	64.80	-4.71%	Jul. 07, 2020
D3500V2	1009	3500	Head	66.8	6.50	65.00	-2.69%	Jul. 02, 2020
D3700V2	1057	3700	Head	68	6.26	62.60	-7.94%	Jul. 01, 2020
D3500V2	1009	3500	Head	66.8	7.22	72.20	8.08%	Jul. 16, 2020
D3700V2	1057	3700	Head	68	6.37	63.70	-6.32%	Jul. 15, 2020
D3500V2	1009	3500	Head	66.8	6.98	69.80	4.49%	Jul. 28, 2020
D3700V2	1057	3700	Head	68	6.55	65.50	-3.68%	Jul. 27, 2020
D3500V2	1009	3500	Head	66.8	7.23	72.30	8.23%	Jul. 21, 2020
D3700V2	1057	3700	Head	68	7.07	70.70	3.97%	Jul. 20, 2020
D5GHzV2	1023	5200	Head	80.1	8.55	85.50	6.74%	Jul. 10, 2020
	1023	5300	Head	82.8	8.90	89.00	7.49%	Jul. 11, 2020
	1023	5600	Head	83.1	8.79	87.90	5.78%	Jul. 12, 2020
	1023	5800	Head	81.4	8.43	84.30	3.56%	Jul. 13, 2020
D5GHzV2	1023	5200	Head	80.1	8.63	86.30	7.74%	Jul. 18, 2020
	1023	5300	Head	82.8	8.63	86.30	4.23%	Jul. 19, 2020
	1023	5600	Head	83.1	8.18	81.80	-1.56%	Jul. 20, 2020
	1023	5800	Head	81.4	8.18	81.80	0.49%	Jul. 21, 2020
D5GHzV2	1023	5200	Head	80.1	8.04	80.40	0.37%	Jul. 05, 2020
	1023	5300	Head	82.8	8.10	81.00	-2.17%	Jul. 06, 2020
	1023	5600	Head	83.1	7.98	79.80	-3.97%	Jul. 07, 2020
	1023	5800	Head	81.4	7.68	76.80	-5.65%	Jul. 08, 2020
D5GHzV2	1023	5200	Head	80.1	8.12	81.20	1.37%	Jul. 18, 2020
	1023	5300	Head	82.8	8.07	80.70	-2.54%	Jul. 19, 2020
	1023	5600	Head	83.1	7.97	79.70	-4.09%	Jul. 20, 2020
	1023	5800	Head	81.4	7.58	75.80	-6.88%	Jul. 21, 2020

Unless otherwise stated the results shown in this test report refer only to the sample(s) tested and such sample(s) are retained for 90 days only.
除非另有說明，此報告結果僅對測試之樣品負責，同時此樣品僅保留90天。本報告未經本公司書面許可，不可部份複製。
This document is issued by the Company subject to its General Conditions of Service printed overleaf, available on request or accessible at http://www.sgs.com.tw/Terms-and-Conditions and for electronic format documents, subject to Terms and Conditions for Electronic Documents at http://www.sgs.com.tw/Terms-and-Conditions. Attention is drawn to the limitation of liability, indemnification and jurisdiction issues defined therein. Any holder of this document is advised that information contained hereon reflects the Company's findings at the time of its intervention only and within the limits of Client's instructions, if any. The Company's sole responsibility is to its Client and this document does not exonerate parties to a transaction from exercising all their rights and obligations under the transaction documents. This document cannot be reproduced except in full, without prior written approval of the Company. Any unauthorized alteration, forgery or falsification of the content or appearance of this document is unlawful and offenders may be prosecuted to the fullest extent of the law.

Validation Kit	S/N	Frequency (MHz)		1W Target SAR-10g (mW/g)	pin=250mW Measured SAR-10g (mW/g)	Measured SAR-10g normalized to 1W (mW/g)	Deviation (%)	Measured Date
D750V3	1015	750	Head	5.66	1.45	5.80	2.47%	Jul. 29, 2020
D835V2	4d063	835	Head	6.22	1.48	5.92	-4.82%	Jul. 15, 2020
D835V2	4d063	835	Head	6.22	1.64	6.56	5.47%	Jul. 30, 2020
D1750V2	1008	1750	Head	19.4	4.54	18.16	-6.39%	Jul. 16, 2020
D1750V2	1008	1750	Head	19.4	4.68	18.72	-3.51%	Jul. 31, 2020
D1900V2	5d173	1900	Head	20.5	5.02	20.08	-2.05%	Jul. 17, 2020
D1900V2	5d173	1900	Head	20.5	5.06	20.24	-1.27%	Aug. 01, 2020
D2300V2	1023	2300	Head	23.1	5.56	22.24	-3.72%	Jul. 27, 2020
D2300V2	1023	2300	Head	23.1	5.85	23.40	1.30%	Aug. 02, 2020
D2600V2	1005	2600	Head	25.5	6.00	24.00	-5.88%	Jul. 19, 2020
D2600V2	1005	2600	Head	25.5	6.37	25.48	-0.08%	Aug. 03, 2020
D2450V2	727	2450	Head	24.7	6.03	24.12	-2.35%	Aug. 10, 2020
Validation Kit	S/N	Frequency (MHz)		1W Target SAR-10g (mW/g)	pin=100mW Measured SAR-10g (mW/g)	Measured SAR-10g normalized to 1W (mW/g)	Deviation (%)	Measured Date
D3500V2	1009	3500	Head	25.3	2.34	23.40	-7.51%	Jul. 21, 2020
D3500V2	1009	3500	Head	25.3	2.62	26.20	3.56%	Aug. 05, 2020
D3700V2	1057	3700	Head	24.6	2.31	23.10	-6.10%	Aug. 06, 2020
D5GHzV2	1023	5200	Head	22.7	2.20	22.00	-3.08%	Aug. 11, 2020
	1023	5300	Head	23.4	2.43	24.30	3.85%	Aug. 12, 2020
	1023	5600	Head	23.5	2.46	24.60	4.68%	Aug. 13, 2020
	1023	5800	Head	22.7	2.34	23.40	3.08%	Aug. 14, 2020
Validation Kit	S/N	Frequency (MHz)		1W Target SAR-1g (mW/g)	pin=250mW Measured SAR-1g (mW/g)	Measured SAR-1g normalized to 1W (mW/g)	Deviation (%)	Measured Date
D1900V2	5d173	1900	Head	39.4	9.87	39.48	0.20%	Aug. 27, 2020
Validation Kit	S/N	Frequency (MHz)		1W Target SAR-1g (mW/g)	pin=100mW Measured SAR-1g (mW/g)	Measured SAR-1g normalized to 1W (mW/g)	Deviation (%)	Measured Date
D5GHzV2	1023	5300	Head	82.8	8.51	85.10	2.78%	Aug. 27, 2020
	1023	5600	Head	83.1	8.74	87.40	5.17%	Aug. 27, 2020
Validation Kit	S/N	Frequency (MHz)		10W Target SAR-1g (mW/g)	pin=250mW Measured SAR-10g (mW/g)	Measured SAR-10g normalized to 1W (mW/g)	Deviation (%)	Measured Date
D2600V2	1005	2600	Head	25.5	6.61	26.44	3.69%	Aug. 27, 2020

Table 1. Results of system validation

Unless otherwise stated the results shown in this test report refer only to the sample(s) tested and such sample(s) are retained for 90 days only.
除非另有說明，此報告結果僅對測試之樣品負責，同時此樣品僅保留90天。本報告未經本公司書面許可，不可部份複製。
This document is issued by the Company subject to its General Conditions of Service printed overleaf, available on request or accessible at http://www.sgs.com.tw/Terms-and-Conditions and for electronic format documents, subject to Terms and Conditions for Electronic Documents at http://www.sgs.com.tw/Terms-and-Conditions. Attention is drawn to the limitation of liability, indemnification and jurisdiction issues defined therein. Any holder of this document is advised that information contained hereon reflects the Company's findings at the time of its intervention only and within the limits of Client's instructions, if any. The Company's sole responsibility is to its Client and this document does not exonerate parties to a transaction from exercising all their rights and obligations under the transaction documents. This document cannot be reproduced except in full, without prior written approval of the Company. Any unauthorized alteration, forgery or falsification of the content or appearance of this document is unlawful and offenders may be prosecuted to the fullest extent of the law.

1.12 Tissue Simulant Fluid for the Frequency Band

The dielectric properties for this Head-simulant fluid were measured by using the Agilent Model 85070E Dielectric Probe (rates frequency band 200 MHz to 20 GHz) in conjunction with Network Analyzer.
All dielectric parameters of tissue simulates were measured within 24 hours of SAR measurements. The depth of the tissue simulant in the flat section of the phantom was at least 15 cm (≤3G) or 10 cm (>3G) during all tests. (Appendix Fig. 2)

Tissue Type	Measurement Date	Measured Frequency (MHz)	Target Dielectric Constant, εr	Target Conductivity, σ (S/m)	Measured Dielectric Constant, εr	Measured Conductivity, σ (S/m)	% dev εr	% dev σ
Head	Aug. 27, 2020	1900.00	40.000	1.400	40.115	1.451	0.29%	3.64%
		1907.60	40.000	1.400	40.106	1.454	0.27%	3.86%
		2546.01	39.078	1.905	37.930	1.911	-2.94%	0.33%
		2600.00	39.009	1.964	37.903	1.970	-2.84%	0.32%
		5260.00	35.917	4.717	36.231	4.754	0.87%	0.80%
		5300.00	35.871	4.758	36.134	4.780	0.73%	0.47%
		5600.00	35.529	5.065	35.293	5.149	-0.66%	1.66%
		5690.00	35.426	5.157	35.145	5.252	-0.79%	1.84%

Table 2. Dielectric Parameters of Tissue Simulant Fluid

Unless otherwise stated the results shown in this test report refer only to the sample(s) tested and such sample(s) are retained for 90 days only.
除非另有說明，此報告結果僅對測試之樣品負責，同時此樣品僅保留90天。本報告未經本公司書面許可，不可部份複製。
This document is issued by the Company subject to its General Conditions of Service printed overleaf, available on request or accessible at http://www.sgs.com.tw/Terms-and-Conditions and for electronic format documents, subject to Terms and Conditions for Electronic Documents at http://www.sgs.com.tw/Terms-and-Conditions. Attention is drawn to the limitation of liability, indemnification and jurisdiction issues defined therein. Any holder of this document is advised that information contained hereon reflects the Company's findings at the time of its intervention only and within the limits of Client's instructions, if any. The Company's sole responsibility is to its Client and this document does not exonerate parties to a transaction from exercising all their rights and obligations under the transaction documents. This document cannot be reproduced except in full, without prior written approval of the Company. Any unauthorized alteration, forgery or falsification of the content or appearance of this document is unlawful and offenders may be prosecuted to the fullest extent of the law.

The composition of the tissue simulating liquid:

Frequency (MHz)	Mode	Ingredient						Total amount
		DGMBE	Water	Salt	Preventol D-7	Cellulose	Sugar	
750	Head	—	532.98 g	18.3 g	2.4 g	3.2 g	766 g	1.3L(Kg)
850	Head	—	532.98 g	18.3 g	2.4 g	3.2 g	766 g	1.3L(Kg)
1750	Head	444.52 g	552.42 g	3.06 g	—	—	—	1.0L(Kg)
1900	Head	444.52 g	552.42 g	3.06 g	—	—	—	1.0L(Kg)
2300	Head	550ml	450ml	—	—	—	—	1.0L(Kg)
2450	Head	550ml	450ml	—	—	—	—	1.0L(Kg)
2600	Head	550ml	450ml	—	—	—	—	1.0L(Kg)
3500	Head	550ml	450ml	—	—	—	—	1.0L(Kg)
3700	Head	550ml	450ml	—	—	—	—	1.0L(Kg)

Simulating Liquids for 5 GHz, Manufactured by SPEAG:

Ingredients	Water	Esters, Emulsifiers, Inhibitors	Sodium and Salt
(% by weight)	60-80	20-40	0-1.5

Table 3. Recipes for tissue simulating liquid

Unless otherwise stated the results shown in this test report refer only to the sample(s) tested and such sample(s) are retained for 90 days only.
除非另有說明，此報告結果僅對測試之樣品負責，同時此樣品僅保留90天。本報告未經本公司書面許可，不可部份複製。
This document is issued by the Company subject to its General Conditions of Service printed overleaf, available on request or accessible at http://www.sgs.com.tw/Terms-and-Conditions and for electronic format documents, subject to Terms and Conditions for Electronic Documents at http://www.sgs.com.tw/Terms-and-Conditions. Attention is drawn to the limitation of liability, indemnification and jurisdiction issues defined therein. Any holder of this document is advised that information contained hereon reflects the Company's findings at the time of its intervention only and within the limits of Client's instructions, if any. The Company's sole responsibility is to its Client and this document does not exonerate parties to a transaction from exercising all their rights and obligations under the transaction documents. This document cannot be reproduced except in full, without prior written approval of the Company. Any unauthorized alteration, forgery or falsification of the content or appearance of this document is unlawful and offenders may be prosecuted to the fullest extent of the law.

1.13 Test Standards and Limits

According to FCC 47CFR §2.1093(d) The limits to be used for evaluation are based generally on criteria published by the American National Standards Institute (ANSI) for localized specific absorption rate (“SAR”) in Section 4.2 of “IEEE Standard for Safety Levels with Respect to Human Exposure to Radio Frequency Electromagnetic Fields, 3 kHz to 300 GHz,” ANSI/IEEE C95.1, By the Institute of Electrical and Electronics Engineers, Inc., New York, New York 10017. These criteria for SAR evaluation are similar to those recommended by the National Council on Radiation Protection and Measurements (NCRP) in “Biological Effects and Exposure Criteria for Radio frequency Electromagnetic Fields,” NCRP Report No. 86, Section 17.4.5. Copyright NCRP, 1986, Bethesda, Maryland 20814. SAR is a measure of the rate of energy absorption due to exposure to an RF transmitting source. SAR values have been related to threshold levels for potential biological hazards. The criteria to be used are specified in paragraphs (d)(1) and (d)(2) of this section and shall apply for portable devices transmitting in the frequency range from 100 kHz to 6 GHz. Portable devices that transmit at frequencies above 6 GHz are to be evaluated in terms of the MPE limits specified in § 1.1310 of this chapter.
Measurements and calculations to demonstrate compliance with MPE field strength or power density limits for devices operating above 6 GHz should be made at a minimum distance of 5 cm from the radiating source.

1. Limits for Occupational/Controlled exposure: 0.4 W/kg as averaged over the whole-body and spatial peak SAR not exceeding 8 W/kg as averaged over any 1 gram of tissue (defined as a tissue volume in the shape of a cube). Exceptions are the hands, wrists, feet and ankles where the spatial peak SAR shall not exceed 20 W/kg, as averaged over a 10 grams of tissue (defined as a tissue volume in the shape of a cube).

Occupational/Controlled limits apply when persons are exposed as a consequence of their employment provided these persons are fully aware of and exercise control over their exposure. Awareness of exposure can be accomplished by use of warning labels or by specific training or education through appropriate means, such as an RF safety program in a work environment.

2. Limits for General Population/Uncontrolled exposure: 0.08 W/kg as averaged over the whole-body and spatial peak SAR not exceeding 1.6 W/kg as averaged over any 1 gram of tissue (defined as a tissue volume in the shape of a cube).

Unless otherwise stated the results shown in this test report refer only to the sample(s) tested and such sample(s) are retained for 90 days only.
除非另有說明，此報告結果僅對測試之樣品負責，同時此樣品僅保留90天。本報告未經本公司書面許可，不可部份複製。
This document is issued by the Company subject to its General Conditions of Service printed overleaf, available on request or accessible at http://www.sgs.com.tw/Terms-and-Conditions and for electronic format documents, subject to Terms and Conditions for Electronic Documents at http://www.sgs.com.tw/Terms-and-Conditions. Attention is drawn to the limitation of liability, indemnification and jurisdiction issues defined therein. Any holder of this document is advised that information contained hereon reflects the Company's findings at the time of its intervention only and within the limits of Client's instructions, if any. The Company's sole responsibility is to its Client and this document does not exonerate parties to a transaction from exercising all their rights and obligations under the transaction documents. This document cannot be reproduced except in full, without prior written approval of the Company. Any unauthorized alteration, forgery or falsification of the content or appearance of this document is unlawful and offenders may be prosecuted to the fullest extent of the law.

Exceptions are the hands, wrists, feet and ankles where the spatial peak SAR shall not exceed 4 W/kg, as averaged over any 10 grams of tissue (defined as a tissue volume in the shape of a cube).
General Population/Uncontrolled limits apply when the general public may be exposed, or when persons that are exposed as a consequence of their employment may not be fully aware of the potential for exposure or do not exercise control over their exposure.
Warning labels placed on consumer devices such as cellular telephones will not be sufficient reason to allow these devices to be evaluated subject to limits for occupational/controlled exposure in paragraph (d)(1) of this section.(Table .6)

Human Exposure	Uncontrolled Environment General Population	Controlled Environment Occupational
Spatial Peak SAR (Brain)	1.60 W/kg	8.00 W/kg
Spatial Average SAR (Whole Body)	0.08 W/kg	0.40 W/kg
Spatial Peak SAR (Hands/Feet/Ankle/Wrist)	4.00 W/kg	20.00 W/kg

Table 4. RF exposure limits

Notes:
1. Uncontrolled environments are defined as locations where there is potential exposure of individuals who have no knowledge or control of their potential exposure.
2. Controlled environments are defined as locations where there is potential exposure of individuals who have knowledge of their potential exposure and can exercise control over their exposure.

Unless otherwise stated the results shown in this test report refer only to the sample(s) tested and such sample(s) are retained for 90 days only.
除非另有說明，此報告結果僅對測試之樣品負責，同時此樣品僅保留90天。本報告未經本公司書面許可，不可部份複製。
This document is issued by the Company subject to its General Conditions of Service printed overleaf, available on request or accessible at http://www.sgs.com.tw/Terms-and-Conditions and for electronic format documents, subject to Terms and Conditions for Electronic Documents at http://www.sgs.com.tw/Terms-and-Conditions. Attention is drawn to the limitation of liability, indemnification and jurisdiction issues defined therein. Any holder of this document is advised that information contained hereon reflects the Company's findings at the time of its intervention only and within the limits of Client's instructions, if any. The Company's sole responsibility is to its Client and this document does not exonerate parties to a transaction from exercising all their rights and obligations under the transaction documents. This document cannot be reproduced except in full, without prior written approval of the Company. Any unauthorized alteration, forgery or falsification of the content or appearance of this document is unlawful and offenders may be prosecuted to the fullest extent of the law.

2. Summary of Results

2.1 Decision rules

Reported measurement data comply with IEEE 1528-2013:
Determining compliance shall be based on the results of the compliance measurement, not taking into account measurement instrumentation uncertainty.

2.2 Summary of Results

Without WLAN

Head_Upper antenna

GSM 850

Band	Position	Distance (mm)	CH	Freq. (MHz)	Max. Rated Avg. Power + Max. Tolerance (dBm)	Measured Avg. Power (dBm)	Scaling	Averaged SAR over 1g (W/kg)		Plot page
								Measured	Reported	
GSM 850	Re Cheek	-	128	824.2	34.00	32.04	157.04%	0.698	1.096	-
	Re Cheek	-	190	836.5	34.00	32.42	143.88%	0.712	1.024	-
	Re Cheek	-	251	848.8	34.00	32.21	151.01%	0.759	1.146	1
	Re Tilt	-	190	836.5	34.00	32.42	143.88%	0.473	0.681	-
	Le Cheek	-	190	836.5	34.00	32.42	143.88%	0.522	0.751	-
	Le Tilt	-	190	836.5	34.00	32.42	143.88%	0.465	0.669	-

WCDMA Band V

Mode	Position	Distance (mm)	CH	Freq. (MHz)	Max. Rated Avg. Power + Max. Tolerance (dBm)	Measured Avg. Power (dBm)	Scaling	Averaged SAR over 1g (W/kg)		Plot page
								Measured	Reported	
WCDMA Band V	Re Cheek	-	4132	826.4	24.50	23.18	135.52%	0.714	0.968	-
	Re Cheek	-	4183	836.6	24.50	23.13	137.09%	0.730	1.001	2
	Re Cheek	-	4233	846.6	24.50	23.09	138.36%	0.687	0.951	-
	Re Tilt	-	4132	826.4	24.50	23.18	135.52%	0.460	0.623	-
	Le Cheek	-	4132	826.4	24.50	23.18	135.52%	0.541	0.733	-
	Le Tilt	-	4132	826.4	24.50	23.18	135.52%	0.498	0.675	-

Unless otherwise stated the results shown in this test report refer only to the sample(s) tested and such sample(s) are retained for 90 days only.
除非另有說明，此報告結果僅對測試之樣品負責，同時此樣品僅保留90天。本報告未經本公司書面許可，不可部份複製。
This document is issued by the Company subject to its General Conditions of Service printed overleaf, available on request or accessible at http://www.sgs.com.tw/Terms-and-Conditions and for electronic format documents, subject to Terms and Conditions for Electronic Documents at http://www.sgs.com.tw/Terms-and-Conditions. Attention is drawn to the limitation of liability, indemnification and jurisdiction issues defined therein. Any holder of this document is advised that information contained hereon reflects the Company's findings at the time of its intervention only and within the limits of Client's instructions, if any. The Company's sole responsibility is to its Client and this document does not exonerate parties to a transaction from exercising all their rights and obligations under the transaction documents. This document cannot be reproduced except in full, without prior written approval of the Company. Any unauthorized alteration, forgery or falsification of the content or appearance of this document is unlawful and offenders may be prosecuted to the fullest extent of the law.

LTE FDD Band 12

Band	Mode	Bandwidth (MHz)	Modulation	RB Size	RB start	Position	Distance (mm)	CH	Freq. (MHz)	Max. Rated Avg. Power + Max. Tolerance (dBm)	Measured Avg. Power (dBm)	Scaling	Averaged SAR over 1g (W/kg)		Plot page
													Measured	Reported	
LTE Band 12	Head	10MHz	QPSK	1 RB	0	RE Cheek	-	23060	704	24.5	22.82	147.23%	0.498	0.733	3
						RE Cheek	-	23095	707.5	24.5	22.79	148.25%	0.452	0.670	-
						RE Cheek	-	23130	711	24.5	22.92	143.88%	0.422	0.607	-
						RE Tilt	-	23130	711	24.5	22.92	143.88%	0.347	0.499	-
						LE Cheek	-	23130	711	24.5	22.92	143.88%	0.352	0.506	-
						LE Tilt	-	23130	711	24.5	22.92	143.88%	0.249	0.358	-
				25 RB	25	RE Cheek	-	23095	707.5	23.5	21.96	142.56%	0.333	0.475	-
						RE Tilt	-	23095	707.5	23.5	21.96	142.56%	0.267	0.381	-
						LE Cheek	-	23095	707.5	23.5	21.96	142.56%	0.271	0.386	-
						LE Tilt	-	23095	707.5	23.5	21.96	142.56%	0.198	0.282	-
				50 RB		RE Cheek	-	23060	704	23.5	21.97	142.23%	0.319	0.454	-
						RE Tilt	-	23060	704	23.5	21.97	142.23%	0.256	0.364	-
						LE Cheek	-	23060	704	23.5	21.97	142.23%	0.266	0.378	-
						LE Tilt	-	23060	704	23.5	21.97	142.23%	0.185	0.263	-

LTE FDD Band 13

Band	Mode	Bandwidth (MHz)	Modulation	RB Size	RB start	Position	Distance (mm)	CH	Freq. (MHz)	Max. Rated Avg. Power + Max. Tolerance (dBm)	Measured Avg. Power (dBm)	Scaling	Averaged SAR over 1g (W/kg)		Plot page
													Measured	Reported	
LTE Band 13	Head	10MHz	QPSK	1 RB	0	RE Cheek	-	23230	782	24	23.10	123.03%	0.897	1.104	4
						RE Cheek*	-	23230	782	24	23.10	123.03%	0.893	1.099	-
					25	RE Cheek	-	23230	782	24	23.05	124.45%	0.768	0.956	-
					49	RE Cheek	-	23230	782	24	23.40	114.82%	0.785	0.901	-
						RE Tilt	-	23230	782	24	23.40	114.82%	0.522	0.599	-
						LE Cheek	-	23230	782	24	23.40	114.82%	0.612	0.703	-
						LE Tilt	-	23230	782	24	23.40	114.82%	0.467	0.536	-
				25 RB	12	RE Cheek	-	23230	782	23	22.27	118.30%	0.588	0.696	-
						RE Tilt	-	23230	782	23	22.27	118.30%	0.405	0.479	-
						LE Cheek	-	23230	782	23	22.27	118.30%	0.445	0.526	-
						LE Tilt	-	23230	782	23	22.27	118.30%	0.332	0.393	-
				50 RB		RE Cheek	-	23230	782	23	22.16	121.34%	0.567	0.688	-
						RE Tilt	-	23230	782	23	22.16	121.34%	0.380	0.461	-
						LE Cheek	-	23230	782	23	22.16	121.34%	0.465	0.564	-
						LE Tilt	-	23230	782	23	22.16	121.34%	0.359	0.436	-

* - repeated at the highest SAR measurement according to the KDB 865664 D01

LTE FDD Band 26

Band	Mode	Bandwidth (MHz)	Modulation	RB Size	RB start	Position	Distance (mm)	CH	Freq. (MHz)	Max. Rated Avg. Power + Max. Tolerance (dBm)	Measured Avg. Power (dBm)	Scaling	Averaged SAR over 1g (W/kg)		Plot page
													Measured	Reported	
LTE Band 26	Head	15MHz	QPSK	1 RB	0	RE Cheek	-	26765	821.5	24.5	23.70	120.23%	0.855	1.028	5
						RE Cheek*	-	26765	821.5	24.5	23.70	120.23%	0.853	1.026	-
						RE Cheek	-	26865	831.5	24.5	23.53	125.03%	0.804	1.005	-
						RE Cheek	-	26965	841.5	24.5	23.46	127.06%	0.756	0.961	-
						RE Tilt	-	26765	821.5	24.5	23.70	120.23%	0.553	0.665	-
						LE Cheek	-	26765	821.5	24.5	23.70	120.23%	0.615	0.739	-
						LE Tilt	-	26765	821.5	24.5	23.70	120.23%	0.515	0.619	-
				36 RB	18	RE Cheek	-	26765	821.5	23.5	22.71	119.95%	0.645	0.774	-
						RE Tilt	-	26765	821.5	23.5	22.71	119.95%	0.412	0.494	-
						LE Cheek	-	26765	821.5	23.5	22.71	119.95%	0.514	0.617	-
						LE Tilt	-	26765	821.5	23.5	22.71	119.95%	0.432	0.518	-
				75 RB		RE Cheek	-	26765	821.5	23.5	22.70	120.23%	0.623	0.749	-
						RE Tilt	-	26765	821.5	23.5	22.70	120.23%	0.433	0.521	-
						LE Cheek	-	26765	821.5	23.5	22.70	120.23%	0.502	0.604	-
						LE Tilt	-	26765	821.5	23.5	22.70	120.23%	0.412	0.495	-

* - repeated at the highest SAR measurement according to the KDB 865664 D01

Unless otherwise stated the results shown in this test report refer only to the sample(s) tested and such sample(s) are retained for 90 days only.
除非另有說明，此報告結果僅對測試之樣品負責，同時此樣品僅保留90天。本報告未經本公司書面許可，不可部份複製。
This document is issued by the Company subject to its General Conditions of Service printed overleaf, available on request or accessible at http://www.sgs.com.tw/Terms-and-Conditions and for electronic format documents, subject to Terms and Conditions for Electronic Documents at http://www.sgs.com.tw/Terms-and-Conditions. Attention is drawn to the limitation of liability, indemnification and jurisdiction issues defined therein. Any holder of this document is advised that information contained hereon reflects the Company's findings at the time of its intervention only and within the limits of Client's instructions, if any. The Company's sole responsibility is to its Client and this document does not exonerate parties to a transaction from exercising all their rights and obligations under the transaction documents. This document cannot be reproduced except in full, without prior written approval of the Company. Any unauthorized alteration, forgery or falsification of the content or appearance of this document is unlawful and offenders may be prosecuted to the fullest extent of the law.

LTE FDD Band 71

Band	Mode	Bandwidth (MHz)	Modulation	RB Size	RB start	Position	Distance (mm)	CH	Freq. (MHz)	Max. Rated Avg. Power + Max. Tolerance (dBm)	Measured Avg. Power (dBm)	Scaling	Averaged SAR over 1g (W/kg)		Plot page
													Measured	Reported	
LTE Band 71	Head	20MHz	QPSK	1 RB	0	RE Cheek	-	133222	673	24.5	23.71	119.95%	0.489	0.587	-
						RE Cheek	-	133297	680.5	24.5	23.70	120.23%	0.512	0.616	-
						RE Cheek	-	133372	688	24.5	23.75	118.85%	0.552	0.656	6
						RE Tilt	-	133372	688	24.5	23.75	118.85%	0.322	0.383	-
						LE Cheek	-	133372	688	24.5	23.75	118.85%	0.438	0.521	-
						LE Tilt	-	133372	688	24.5	23.75	118.85%	0.277	0.329	-
				50 RB	0	RE Cheek	-	133222	673	23.5	22.81	117.22%	0.411	0.482	-
						RE Tilt	-	133222	673	23.5	22.81	117.22%	0.267	0.313	-
						LE Cheek	-	133222	673	23.5	22.81	117.22%	0.339	0.397	-
						LE Tilt	-	133222	673	23.5	22.81	117.22%	0.209	0.245	-
				100 RB		RE Cheek	-	133222	673	23.5	22.79	117.76%	0.398	0.469	-
						RE Tilt	-	133222	673	23.5	22.79	117.76%	0.259	0.305	-
						LE Cheek	-	133222	673	23.5	22.79	117.76%	0.322	0.379	-
						LE Tilt	-	133222	673	23.5	22.79	117.76%	0.218	0.257	-

Without WLAN
Head_Lower antenna

GSM 850

Band	Position	Distance (mm)	CH	Freq. (MHz)	Max. Rated Avg. Power + Max. Tolerance (dBm)	Measured Avg. Power (dBm)	Scaling	Averaged SAR over 1g (W/kg)		Plot page
								Measured	Reported	
GSM 850	Re Cheek	-	128	824.2	34.00	32.04	157.04%	0.123	0.193	-
	Re Cheek	-	190	836.5	34.00	32.42	143.88%	0.196	0.282	7
	Re Cheek	-	251	848.8	34.00	32.21	151.01%	0.154	0.233	-
	Re Tilt	-	190	836.5	34.00	32.42	143.88%	0.087	0.125	-
	Le Cheek	-	190	836.5	34.00	32.42	143.88%	0.122	0.176	-
	Le Tilt	-	190	836.5	34.00	32.42	143.88%	0.067	0.097	-

GSM 1900

Band	Position	Distance (mm)	CH	Freq. (MHz)	Max. Rated Avg. Power + Max. Tolerance (dBm)	Measured Avg. Power (dBm)	Scaling	Averaged SAR over 1g (W/kg)		Plot page
								Measured	Reported	
GSM 1900	Re Cheek	-	661	1880	31.00	30.50	112.20%	0.081	0.091	-
	Re Tilt	-	661	1880	31.00	30.50	112.20%	0.052	0.059	-
	Le Cheek	-	512	1850.2	31.00	30.13	122.18%	0.083	0.102	-
	Le Cheek	-	661	1880	31.00	30.50	112.20%	0.105	0.118	8
	Le Cheek	-	810	1909.8	31.00	30.22	119.67%	0.071	0.085	-
	Le Tilt	-	661	1880	31.00	30.50	112.20%	0.068	0.077	-

WCDMA Band II

Mode	Position	Distance (mm)	CH	Freq. (MHz)	Max. Rated Avg. Power + Max. Tolerance (dBm)	Measured Avg. Power (dBm)	Scaling	Averaged SAR over 1g (W/kg)		Plot page
								Measured	Reported	
WCDMA Band II	Re Cheek	-	9400	1880	24.50	23.11	137.72%	0.182	0.251	-
	Re Tilt	-	9400	1880	24.50	23.11	137.72%	0.132	0.182	-
	Le Cheek	-	9262	1852.4	24.50	23.09	138.36%	0.182	0.252	-
	Le Cheek	-	9400	1880	24.50	23.11	137.72%	0.219	0.302	9
	Le Cheek	-	9538	1907.6	24.50	23.04	139.96%	0.154	0.216	-
	Le Tilt	-	9400	1880	24.50	23.11	137.72%	0.167	0.230	-

Unless otherwise stated the results shown in this test report refer only to the sample(s) tested and such sample(s) are retained for 90 days only.
除非另有說明，此報告結果僅對測試之樣品負責，同時此樣品僅保留90天。本報告未經本公司書面許可，不可部份複製。
This document is issued by the Company subject to its General Conditions of Service printed overleaf, available on request or accessible at http://www.sgs.com.tw/Terms-and-Conditions and for electronic format documents, subject to Terms and Conditions for Electronic Documents at http://www.sgs.com.tw/Terms-and-Conditions. Attention is drawn to the limitation of liability, indemnification and jurisdiction issues defined therein. Any holder of this document is advised that information contained hereon reflects the Company's findings at the time of its intervention only and within the limits of Client's instructions, if any. The Company's sole responsibility is to its Client and this document does not exonerate parties to a transaction from exercising all their rights and obligations under the transaction documents. This document cannot be reproduced except in full, without prior written approval of the Company. Any unauthorized alteration, forgery or falsification of the content or appearance of this document is unlawful and offenders may be prosecuted to the fullest extent of the law.

WCDMA Band IV

Mode	Position	Distance (mm)	CH	Freq. (MHz)	Max. Rated Avg. Power + Max. Tolerance (dBm)	Measured Avg. Power (dBm)	Scaling	Averaged SAR over 1g (W/kg)		Plot page
								Measured	Reported	
WCDMA Band IV	Re Cheek	-	1513	1752.6	23.50	22.97	112.98%	0.156	0.176	-
	Re Tilt	-	1513	1752.6	23.50	22.97	112.98%	0.112	0.127	-
	Le Cheek	-	1312	1712.4	23.50	22.96	113.24%	0.189	0.214	-
	Le Cheek	-	1412	1732.4	23.50	22.93	114.02%	0.176	0.201	-
	Le Cheek	-	1513	1752.6	23.50	22.97	112.98%	0.218	0.246	10
	Le Tilt	-	1513	1752.6	23.50	22.97	112.98%	0.142	0.160	-

WCDMA Band V

Mode	Position	Distance (mm)	CH	Freq. (MHz)	Max. Rated Avg. Power + Max. Tolerance (dBm)	Measured Avg. Power (dBm)	Scaling	Averaged SAR over 1g (W/kg)		Plot page
								Measured	Reported	
WCDMA Band V	Re Cheek	-	4132	826.4	24.50	23.18	135.52%	0.104	0.141	11
	Re Cheek	-	4183	836.6	24.50	23.13	137.09%	0.092	0.126	-
	Re Cheek	-	4233	846.6	24.50	23.09	138.36%	0.073	0.101	-
	Re Tilt	-	4132	826.4	24.50	23.18	135.52%	0.076	0.103	-
	Le Cheek	-	4132	826.4	24.50	23.18	135.52%	0.081	0.110	-
	Le Tilt	-	4132	826.4	24.50	23.18	135.52%	0.052	0.071	-

LTE FDD Band 7

Band	Mode	Bandwidth (MHz)	Modulation	RB Size	RB start	Position	Distance (mm)	CH	Freq. (MHz)	Max. Rated Avg. Power + Max. Tolerance (dBm)	Measured Avg. Power (dBm)	Scaling	Averaged SAR over 1g (W/kg)		Plot page
													Measured	Reported	
LTE Band 7	Head	20MHz	QPSK	1 RB	99	RE Cheek	-	21350	2560	23.5	22.71	119.95%	0.081	0.097	-
						RE Tilt	-	21350	2560	23.5	22.71	119.95%	0.049	0.058	-
						LE Cheek	-	20850	2510	23.5	22.70	120.23%	0.088	0.106	-
						LE Cheek	-	21100	2535	23.5	22.60	123.03%	0.083	0.102	-
						LE Cheek	-	21350	2560	23.5	22.71	119.95%	0.106	0.127	12
						LE Tilt	-	21350	2560	23.5	22.71	119.95%	0.072	0.087	-
				50 RB	50	RE Cheek	-	21350	2560	22.5	21.71	119.95%	0.057	0.069	-
						RE Tilt	-	21350	2560	22.5	21.71	119.95%	0.041	0.049	-
						LE Cheek	-	21350	2560	22.5	21.71	119.95%	0.081	0.097	-
						LE Tilt	-	21350	2560	22.5	21.71	119.95%	0.057	0.069	-
				100 RB		RE Cheek	-	21100	2535	22.5	21.68	120.78%	0.049	0.059	-
						RE Tilt	-	21100	2535	22.5	21.68	120.78%	0.037	0.045	-
						LE Cheek	-	21100	2535	22.5	21.68	120.78%	0.072	0.087	-
						LE Tilt	-	21100	2535	22.5	21.68	120.78%	0.041	0.050	-
CA_7C	Head	20MHz	QPSK	1 RB	99	LE Cheek	-	21350	2560	23.5	22.66	121.34%	0.100	0.121	-

LTE FDD Band 12

Band	Mode	Bandwidth (MHz)	Modulation	RB Size	RB start	Position	Distance (mm)	CH	Freq. (MHz)	Max. Rated Avg. Power + Max. Tolerance (dBm)	Measured Avg. Power (dBm)	Scaling	Averaged SAR over 1g (W/kg)		Plot page
													Measured	Reported	
LTE Band 12	Head	10MHz	QPSK	1 RB	0	RE Cheek	-	23060	704	24.5	22.82	147.23%	0.113	0.166	13
						RE Cheek	-	23095	707.5	24.5	22.79	148.25%	0.101	0.150	-
						RE Cheek	-	23130	711	24.5	22.92	143.88%	0.093	0.134	-
						RE Tilt	-	23130	711	24.5	22.92	143.88%	0.042	0.060	-
						LE Cheek	-	23130	711	24.5	22.92	143.88%	0.067	0.097	-
						LE Tilt	-	23130	711	24.5	22.92	143.88%	0.023	0.033	-
				25 RB	25	RE Cheek	-	23095	707.5	23.5	21.96	142.56%	0.077	0.110	-
						RE Tilt	-	23095	707.5	23.5	21.96	142.56%	0.032	0.046	-
						LE Cheek	-	23095	707.5	23.5	21.96	142.56%	0.050	0.071	-
						LE Tilt	-	23095	707.5	23.5	21.96	142.56%	0.012	0.018	-
				50 RB		RE Cheek	-	23060	704	23.5	21.97	142.23%	0.071	0.101	-
						RE Tilt	-	23060	704	23.5	21.97	142.23%	0.030	0.043	-
						LE Cheek	-	23060	704	23.5	21.97	142.23%	0.051	0.073	-
						LE Tilt	-	23060	704	23.5	21.97	142.23%	0.016	0.022	-

Unless otherwise stated the results shown in this test report refer only to the sample(s) tested and such sample(s) are retained for 90 days only.
除非另有說明，此報告結果僅對測試之樣品負責，同時此樣品僅保留90天。本報告未經本公司書面許可，不可部份複製。
This document is issued by the Company subject to its General Conditions of Service printed overleaf, available on request or accessible at http://www.sgs.com.tw/Terms-and-Conditions and for electronic format documents, subject to Terms and Conditions for Electronic Documents at http://www.sgs.com.tw/Terms-and-Conditions. Attention is drawn to the limitation of liability, indemnification and jurisdiction issues defined therein. Any holder of this document is advised that information contained hereon reflects the Company's findings at the time of its intervention only and within the limits of Client's instructions, if any. The Company's sole responsibility is to its Client and this document does not exonerate parties to a transaction from exercising all their rights and obligations under the transaction documents. This document cannot be reproduced except in full, without prior written approval of the Company. Any unauthorized alteration, forgery or falsification of the content or appearance of this document is unlawful and offenders may be prosecuted to the fullest extent of the law.

LTE FDD Band 13

Band	Mode	Bandwidth (MHz)	Modulation	RB Size	RB start	Position	Distance (mm)	CH	Freq. (MHz)	Max. Rated Avg. Power + Max. Tolerance (dBm)	Measured Avg. Power (dBm)	Scaling	Averaged SAR over 1g (W/kg)		Plot page
													Measured	Reported	
LTE Band 13	Head	10MHz	QPSK	1 RB	0	RE Cheek	-	23230	782	24.5	23.10	138.04%	0.131	0.181	14
					25	RE Cheek	-	23230	782	24.5	23.05	139.64%	0.110	0.154	-
					49	RE Cheek	-	23230	782	24.5	23.40	128.82%	0.102	0.131	-
						RE Tilt	-	23230	782	24.5	23.40	128.82%	0.052	0.067	-
						LE Cheek	-	23230	782	24.5	23.40	128.82%	0.071	0.092	-
						LE Tilt	-	23230	782	24.5	23.40	128.82%	0.029	0.037	-
				25 RB	12	RE Cheek	-	23230	782	23.5	22.27	132.74%	0.072	0.095	-
						RE Tilt	-	23230	782	23.5	22.27	132.74%	0.036	0.047	-
						LE Cheek	-	23230	782	23.5	22.27	132.74%	0.054	0.072	-
						LE Tilt	-	23230	782	23.5	22.27	132.74%	0.018	0.024	-
				50 RB		RE Cheek	-	23230	782	23.5	22.16	136.14%	0.063	0.086	-
						RE Tilt	-	23230	782	23.5	22.16	136.14%	0.032	0.044	-
						LE Cheek	-	23230	782	23.5	22.16	136.14%	0.046	0.063	-
						LE Tilt	-	23230	782	23.5	22.16	136.14%	0.017	0.022	-

LTE FDD Band 25

Band	Mode	Bandwidth (MHz)	Modulation	RB Size	RB start	Position	Distance (mm)	CH	Freq. (MHz)	Max. Rated Avg. Power + Max. Tolerance (dBm)	Measured Avg. Power (dBm)	Scaling	Averaged SAR over 1g (W/kg)		Plot page
													Measured	Reported	
LTE Band 25	Head	20MHz	QPSK	1 RB	0	RE Cheek	-	26140	1860	24.5	23.58	123.59%	0.178	0.220	-
						RE Tilt	-	26140	1860	24.5	23.58	123.59%	0.109	0.135	-
						LE Cheek	-	26140	1860	24.5	23.58	123.59%	0.211	0.261	-
						LE Cheek	-	26365	1882.5	24.5	23.48	126.47%	0.224	0.283	-
						LE Cheek	-	26590	1905	24.5	23.38	129.42%	0.256	0.331	15
						LE Tilt	-	26140	1860	24.5	23.58	123.59%	0.123	0.152	-
				50 RB	0	RE Cheek	-	26140	1860	23.5	22.70	120.23%	0.143	0.172	-
						RE Tilt	-	26140	1860	23.5	22.70	120.23%	0.084	0.101	-
						LE Cheek	-	26140	1860	23.5	22.70	120.23%	0.178	0.214	-
						LE Tilt	-	26140	1860	23.5	22.70	120.23%	0.098	0.118	-
				100 RB		RE Cheek	-	26365	1882.5	23.5	22.61	122.74%	0.132	0.162	-
						RE Tilt	-	26365	1882.5	23.5	22.61	122.74%	0.078	0.096	-
						LE Cheek	-	26365	1882.5	23.5	22.61	122.74%	0.153	0.188	-
						LE Tilt	-	26365	1882.5	23.5	22.61	122.74%	0.081	0.100	-

LTE FDD Band 26

Band	Mode	Bandwidth (MHz)	Modulation	RB Size	RB start	Position	Distance (mm)	CH	Freq. (MHz)	Max. Rated Avg. Power + Max. Tolerance (dBm)	Measured Avg. Power (dBm)	Scaling	Averaged SAR over 1g (W/kg)		Plot page
													Measured	Reported	
LTE Band 26	Head	15MHz	QPSK	1 RB	0	RE Cheek	-	26765	821.5	24.5	23.70	120.23%	0.117	0.141	16
						RE Cheek	-	26865	831.5	24.5	23.53	125.03%	0.102	0.128	-
						RE Cheek	-	26965	841.5	24.5	23.46	127.06%	0.109	0.138	-
						RE Tilt	-	26765	821.5	24.5	23.70	120.23%	0.068	0.082	-
						LE Cheek	-	26765	821.5	24.5	23.70	120.23%	0.076	0.092	-
						LE Tilt	-	26765	821.5	24.5	23.70	120.23%	0.042	0.051	-
				36 RB	18	RE Cheek	-	26765	821.5	23.5	22.71	119.95%	0.092	0.110	-
						RE Tilt	-	26765	821.5	23.5	22.71	119.95%	0.053	0.064	-
						LE Cheek	-	26765	821.5	23.5	22.71	119.95%	0.059	0.071	-
						LE Tilt	-	26765	821.5	23.5	22.71	119.95%	0.034	0.041	-
				75 RB		RE Cheek	-	26765	821.5	23.5	22.70	120.23%	0.086	0.104	-
						RE Tilt	-	26765	821.5	23.5	22.70	120.23%	0.051	0.062	-
						LE Cheek	-	26765	821.5	23.5	22.70	120.23%	0.054	0.065	-
						LE Tilt	-	26765	821.5	23.5	22.70	120.23%	0.029	0.035	-
CA_5B	Head	10MHz	QPSK	1	0	RE Cheek	-	20450	829	24.5	22.99	141.58%	0.092	0.130	-

LTE FDD Band 30

Band	Mode	Bandwidth (MHz)	Modulation	RB Size	RB start	Position	Distance (mm)	CH	Freq. (MHz)	Max. Rated Avg. Power + Max. Tolerance (dBm)	Measured Avg. Power (dBm)	Scaling	Averaged SAR over 1g (W/kg)		Plot page
													Measured	Reported	
LTE Band 30	Head	10MHz	QPSK	1 RB	0	LE Cheek	-	27710	2310	23.5	23.12	109.14%	0.165	0.180	17
					25	LE Cheek	-	27710	2310	23.5	23.13	108.89%	0.152	0.166	-
					49	RE Cheek	-	27710	2310	23.5	23.21	106.91%	0.102	0.109	-
						RE Tilt	-	27710	2310	23.5	23.21	106.91%	0.065	0.070	-
						LE Cheek	-	27710	2310	23.5	23.21	106.91%	0.158	0.169	-
						LE Tilt	-	27710	2310	23.5	23.21	106.91%	0.112	0.120	-
				25 RB	25	RE Cheek	-	27710	2310	22.5	22.34	103.75%	0.078	0.081	-
						RE Tilt	-	27710	2310	22.5	22.34	103.75%	0.051	0.053	-
						LE Cheek	-	27710	2310	22.5	22.34	103.75%	0.122	0.127	-
						LE Tilt	-	27710	2310	22.5	22.34	103.75%	0.070	0.073	-
				50 RB		RE Cheek	-	27710	2310	22.5	22.31	104.47%	0.082	0.086	-
						RE Tilt	-	27710	2310	22.5	22.31	104.47%	0.046	0.048	-
						LE Cheek	-	27710	2310	22.5	22.31	104.47%	0.109	0.114	-
						LE Tilt	-	27710	2310	22.5	22.31	104.47%	0.062	0.065	-

Unless otherwise stated the results shown in this test report refer only to the sample(s) tested and such sample(s) are retained for 90 days only.
除非另有說明，此報告結果僅對測試之樣品負責，同時此樣品僅保留90天。本報告未經本公司書面許可，不可部份複製。
This document is issued by the Company subject to its General Conditions of Service printed overleaf, available on request or accessible at http://www.sgs.com.tw/Terms-and-Conditions and for electronic format documents, subject to Terms and Conditions for Electronic Documents at http://www.sgs.com.tw/Terms-and-Conditions. Attention is drawn to the limitation of liability, indemnification and jurisdiction issues defined therein. Any holder of this document is advised that information contained hereon reflects the Company's findings at the time of its intervention only and within the limits of Client's instructions, if any. The Company's sole responsibility is to its Client and this document does not exonerate parties to a transaction from exercising all their rights and obligations under the transaction documents. This document cannot be reproduced except in full, without prior written approval of the Company. Any unauthorized alteration, forgery or falsification of the content or appearance of this document is unlawful and offenders may be prosecuted to the fullest extent of the law.

LTE TDD Band 41

Band	Mode	Bandwidth (MHz)	Modulation	RB Size	RB start	Position	Distance (mm)	CH	Freq. (MHz)	Max. Rated Avg. Power + Max. Tolerance (dBm)	Measured Avg. Power (dBm)	Scaling	Averaged SAR over 1g (W/kg)		Plot page
													Measured	Reported	
LTE Band 41	Head	20MHz	QPSK	1 RB	0	RE Cheek	-	41490	2680	24.5	23.72	119.67%	0.124	0.148	-
						RE Tilt	-	41490	2680	24.5	23.72	119.67%	0.076	0.090	-
						LE Cheek	-	39750	2506	24.5	23.66	121.34%	0.122	0.148	-
						LE Cheek	-	40185	2549.5	24.5	23.56	124.17%	0.127	0.158	-
						LE Cheek	-	40620	2593	24.5	23.65	121.62%	0.133	0.162	-
						LE Cheek	-	41055	2636.5	24.5	23.69	120.50%	0.142	0.171	-
						LE Cheek	-	41490	2680	24.5	23.72	119.67%	0.150	0.180	18
						LE Tilt	-	41490	2680	24.5	23.72	119.67%	0.089	0.107	-
				50 RB	0	RE Cheek	-	41490	2680	23.5	22.69	120.50%	0.097	0.116	-
						RE Tilt	-	41490	2680	23.5	22.69	120.50%	0.056	0.068	-
						LE Cheek	-	41490	2680	23.5	22.69	120.50%	0.122	0.147	-
						LE Tilt	-	41490	2680	23.5	22.69	120.50%	0.065	0.079	-
				100 RB		RE Cheek	-	39750	2506	23.5	22.73	119.40%	0.091	0.109	-
						RE Tilt	-	39750	2506	23.5	22.73	119.40%	0.051	0.061	-
						LE Cheek	-	39750	2506	23.5	22.73	119.40%	0.109	0.130	-
						LE Tilt	-	39750	2506	23.5	22.73	119.40%	0.069	0.083	-
CA_38C	Head	20MHz	QPSK	1	0	LE Cheek	-	37850	2580	24.5	23.67	121.06%	0.138	0.167	-
CA_41C	Head	20MHz	QPSK	1	0	LE Cheek	-	41490	2680	24.5	23.70	120.23%	0.143	0.172	-

LTE TDD Band 48

Band	Mode	Bandwidth (MHz)	Modulation	RB Size	RB start	Position	Distance (mm)	CH	Freq. (MHz)	Max. Rated Avg. Power + Max. Tolerance (dBm)	Measured Avg. Power (dBm)	Scaling	Averaged SAR over 1g (W/kg)		Plot page
													Measured	Reported	
LTE Band 48	Head	20MHz	QPSK	1 RB	0	RE Cheek	-	56640	3690	24.5	23.99	112.46%	0.034	0.039	-
						RE Tilt	-	56640	3690	24.5	23.99	112.46%	0.020	0.022	-
						LE Cheek	-	55340	3560	24.5	23.83	116.68%	0.047	0.054	-
						LE Cheek	-	55773	3603.3	24.5	23.82	116.95%	0.069	0.080	20
						LE Cheek	-	56207	3646.7	24.5	23.98	112.72%	0.032	0.036	-
						LE Cheek	-	56640	3690	24.5	23.99	112.46%	0.044	0.050	-
						LE Tilt	-	56640	3690	24.5	23.99	112.46%	0.025	0.029	-
				50 RB	50	RE Cheek	-	56640	3690	23.5	22.96	113.24%	0.024	0.028	-
						RE Tilt	-	56640	3690	23.5	22.96	113.24%	0.017	0.019	-
						LE Cheek	-	56640	3690	23.5	22.96	113.24%	0.054	0.061	-
						LE Tilt	-	56640	3690	23.5	22.96	113.24%	0.030	0.034	-
				100 RB		RE Cheek	-	56640	3690	23.5	22.99	112.46%	0.022	0.025	-
						RE Tilt	-	56640	3690	23.5	22.99	112.46%	0.014	0.016	-
						LE Cheek	-	56640	3690	23.5	22.99	112.46%	0.046	0.052	-
						LE Tilt	-	56640	3690	23.5	22.99	112.46%	0.027	0.030	-

Unless otherwise stated the results shown in this test report refer only to the sample(s) tested and such sample(s) are retained for 90 days only.
除非另有說明，此報告結果僅對測試之樣品負責，同時此樣品僅保留90天。本報告未經本公司書面許可，不可部份複製。
This document is issued by the Company subject to its General Conditions of Service printed overleaf, available on request or accessible at http://www.sgs.com.tw/Terms-and-Conditions and for electronic format documents, subject to Terms and Conditions for Electronic Documents at http://www.sgs.com.tw/Terms-and-Conditions. Attention is drawn to the limitation of liability, indemnification and jurisdiction issues defined therein. Any holder of this document is advised that information contained hereon reflects the Company's findings at the time of its intervention only and within the limits of Client's instructions, if any. The Company's sole responsibility is to its Client and this document does not exonerate parties to a transaction from exercising all their rights and obligations under the transaction documents. This document cannot be reproduced except in full, without prior written approval of the Company. Any unauthorized alteration, forgery or falsification of the content or appearance of this document is unlawful and offenders may be prosecuted to the fullest extent of the law.

LTE FDD Band 66

Band	Mode	Bandwidth (MHz)	Modulation	RB Size	RB start	Position	Distance (mm)	CH	Freq. (MHz)	Max. Rated Avg. Power + Max. Tolerance (dBm)	Measured Avg. Power (dBm)	Scaling	Averaged SAR over 1g (W/kg)		Plot page
													Measured	Reported	
LTE Band 66	Head	20MHz	QPSK	1 RB	0	RE Cheek	-	132322	1745	24.5	23.57	123.88%	0.198	0.245	-
						RE Tilt	-	132322	1745	24.5	23.57	123.88%	0.133	0.165	-
						LE Cheek	-	132072	1720	24.5	23.55	124.45%	0.211	0.263	-
						LE Cheek	-	132322	1745	24.5	23.57	123.88%	0.232	0.287	-
						LE Cheek	-	132572	1770	24.5	23.45	127.35%	0.269	0.343	21
						LE Tilt	-	132322	1745	24.5	23.57	123.88%	0.176	0.218	-
				50 RB	25	RE Cheek	-	132572	1770	23.5	22.57	123.88%	0.156	0.193	-
						RE Tilt	-	132572	1770	23.5	22.57	123.88%	0.102	0.126	-
						LE Cheek	-	132572	1770	23.5	22.57	123.88%	0.176	0.218	-
						LE Tilt	-	132572	1770	23.5	22.57	123.88%	0.122	0.151	-
				100 RB		RE Cheek	-	132072	1720	23.5	22.44	127.64%	0.142	0.181	-
						RE Tilt	-	132072	1720	23.5	22.44	127.64%	0.106	0.135	-
						LE Cheek	-	132072	1720	23.5	22.44	127.64%	0.168	0.214	-
						LE Tilt	-	132072	1720	23.5	22.44	127.64%	0.132	0.168	-

LTE FDD Band 71

Band	Mode	Bandwidth (MHz)	Modulation	RB Size	RB start	Position	Distance (mm)	CH	Freq. (MHz)	Max. Rated Avg. Power + Max. Tolerance (dBm)	Measured Avg. Power (dBm)	Scaling	Averaged SAR over 1g (W/kg)		Plot page
													Measured	Reported	
LTE Band 71	Head	20MHz	QPSK	1 RB	0	RE Cheek	-	133222	673	24.5	23.71	119.95%	0.143	0.172	22
						RE Cheek	-	133297	680.5	24.5	23.70	120.23%	0.132	0.159	-
						RE Cheek	-	133372	688	24.5	23.75	118.85%	0.122	0.145	-
						RE Tilt	-	133372	688	24.5	23.75	118.85%	0.068	0.081	-
						LE Cheek	-	133372	688	24.5	23.75	118.85%	0.089	0.106	-
						LE Tilt	-	133372	688	24.5	23.75	118.85%	0.044	0.053	-
				50 RB	0	RE Cheek	-	133222	673	23.5	22.81	117.22%	0.091	0.107	-
						RE Tilt	-	133222	673	23.5	22.81	117.22%	0.051	0.060	-
						LE Cheek	-	133222	673	23.5	22.81	117.22%	0.067	0.079	-
						LE Tilt	-	133222	673	23.5	22.81	117.22%	0.036	0.043	-
				100 RB		RE Cheek	-	133222	673	23.5	22.79	117.76%	0.089	0.105	-
						RE Tilt	-	133222	673	23.5	22.79	117.76%	0.052	0.062	-
						LE Cheek	-	133222	673	23.5	22.79	117.76%	0.056	0.066	-
						LE Tilt	-	133222	673	23.5	22.79	117.76%	0.032	0.038	-

Unless otherwise stated the results shown in this test report refer only to the sample(s) tested and such sample(s) are retained for 90 days only.
除非另有說明，此報告結果僅對測試之樣品負責，同時此樣品僅保留90天。本報告未經本公司書面許可，不可部份複製。
This document is issued by the Company subject to its General Conditions of Service printed overleaf, available on request or accessible at http://www.sgs.com.tw/Terms-and-Conditions and for electronic format documents, subject to Terms and Conditions for Electronic Documents at http://www.sgs.com.tw/Terms-and-Conditions. Attention is drawn to the limitation of liability, indemnification and jurisdiction issues defined therein. Any holder of this document is advised that information contained hereon reflects the Company's findings at the time of its intervention only and within the limits of Client's instructions, if any. The Company's sole responsibility is to its Client and this document does not exonerate parties to a transaction from exercising all their rights and obligations under the transaction documents. This document cannot be reproduced except in full, without prior written approval of the Company. Any unauthorized alteration, forgery or falsification of the content or appearance of this document is unlawful and offenders may be prosecuted to the fullest extent of the law.

Hotspot mode
Hotspot_Upper antenna

GPRS850

Mode	Position	Distance (mm)	CH	Freq. (MHz)	Max. Rated Avg. Power + Max. Tolerance (dBm)	Measured Avg. Power (dBm)	Scaling	Averaged SAR over 1g (W/kg)		Plot page
								Measured	Reported	
GPRS 850 <1Dn2Up> (Hotspot)	Front side	10	128	824.2	34.0	32.13	153.82%	0.301	0.463	-
	Front side	10	190	836.5	34.0	32.20	151.36%	0.308	0.466	-
	Front side	10	251	848.8	34.0	32.19	151.71%	0.350	0.531	23
	Back side	10	190	836.5	34.0	32.20	151.36%	0.260	0.394	-
	Top side	10	190	836.5	34.0	32.20	151.36%	0.188	0.285	-
	Bottom side	10	190	836.5	34.0	32.20	151.36%	0.004	0.006	-
	Right side	10	190	836.5	34.0	32.20	151.36%	0.159	0.241	-
	Left side	10	190	836.5	34.0	32.20	151.36%	0.092	0.140	-

WCDMA Band V

Mode	Position	Distance (mm)	CH	Freq. (MHz)	Max. Rated Avg. Power + Max. Tolerance (dBm)	Measured Avg. Power (dBm)	Scaling	Averaged SAR over 1g (W/kg)		Plot page
								Measured	Reported	
WCDMA Band V	Front side	10	4132	826.4	24.5	23.18	135.52%	0.211	0.286	-
	Front side	10	4183	836.6	24.5	23.13	137.09%	0.218	0.299	24
	Front side	10	4233	846.6	24.5	23.09	138.36%	0.201	0.278	-
	Back side	10	4132	826.4	24.5	23.18	135.52%	0.193	0.262	-
	Top side	10	4132	826.4	24.5	23.18	135.52%	0.183	0.248	-
	Bottom side	10	4132	826.4	24.5	23.18	135.52%	0.002	0.003	-
	Right side	10	4132	826.4	24.5	23.18	135.52%	0.112	0.152	-
	Left side	10	4132	826.4	24.5	23.18	135.52%	0.071	0.096	-

LTE FDD Band 12

Band	Mode	Bandwidth (MHz)	Modulation	RB Size	RB start	Position	Distance (mm)	CH	Freq. (MHz)	Max. Rated Avg. Power + Max. Tolerance (dBm)	Measured Avg. Power (dBm)	Scaling	Averaged SAR over 1g (W/kg)		Plot page
													Measured	Reported	
LTE Band 12	Hotspot	10MHz	QPSK	1 RB	0	Front side	10	23060	704	24.5	22.82	147.23%	0.118	0.174	25
						Front side	10	23095	707.5	24.5	22.79	148.25%	0.115	0.170	-
						Front side	10	23130	711	24.5	22.92	143.88%	0.109	0.157	-
						Back side	10	23130	711	24.5	22.92	143.88%	0.098	0.140	-
						Top side	10	23130	711	24.5	22.92	143.88%	0.085	0.122	-
						Bottom side	10	23130	711	24.5	22.92	143.88%	0.002	0.003	-
						Right side	10	23130	711	24.5	22.92	143.88%	0.073	0.105	-
						Left side	10	23130	711	24.5	22.92	143.88%	0.005	0.007	-
				25 RB	25	Front side	10	23095	707.5	23.5	21.96	142.56%	0.117	0.167	-
						Back side	10	23095	707.5	23.5	21.96	142.56%	0.097	0.138	-
						Top side	10	23095	707.5	23.5	21.96	142.56%	0.083	0.118	-
						Bottom side	10	23095	707.5	23.5	21.96	142.56%	0.002	0.003	-
						Right side	10	23095	707.5	23.5	21.96	142.56%	0.072	0.103	-
						Left side	10	23095	707.5	23.5	21.96	142.56%	0.005	0.007	-
				50 RB		Front side	10	23060	704	23.5	21.97	142.23%	0.115	0.164	-
						Back side	10	23060	704	23.5	21.97	142.23%	0.094	0.134	-
						Top side	10	23060	704	23.5	21.97	142.23%	0.082	0.116	-
						Bottom side	10	23060	704	23.5	21.97	142.23%	0.001	0.002	-
						Right side	10	23060	704	23.5	21.97	142.23%	0.071	0.102	-
						Left side	10	23060	704	23.5	21.97	142.23%	0.004	0.006	-

Unless otherwise stated the results shown in this test report refer only to the sample(s) tested and such sample(s) are retained for 90 days only.
除非另有說明，此報告結果僅對測試之樣品負責，同時此樣品僅保留90天。本報告未經本公司書面許可，不可部份複製。
This document is issued by the Company subject to its General Conditions of Service printed overleaf, available on request or accessible at http://www.sgs.com.tw/Terms-and-Conditions and for electronic format documents, subject to Terms and Conditions for Electronic Documents at http://www.sgs.com.tw/Terms-and-Conditions. Attention is drawn to the limitation of liability, indemnification and jurisdiction issues defined therein. Any holder of this document is advised that information contained hereon reflects the Company's findings at the time of its intervention only and within the limits of Client's instructions, if any. The Company's sole responsibility is to its Client and this document does not exonerate parties to a transaction from exercising all their rights and obligations under the transaction documents. This document cannot be reproduced except in full, without prior written approval of the Company. Any unauthorized alteration, forgery or falsification of the content or appearance of this document is unlawful and offenders may be prosecuted to the fullest extent of the law.

LTE FDD Band 13

Band	Mode	Bandwidth (MHz)	Modulation	RB Size	RB start	Position	Distance (mm)	CH	Freq. (MHz)	Max. Rated Avg. Power + Max. Tolerance (dBm)	Measured Avg. Power (dBm)	Scaling	Averaged SAR over 1g (W/kg)		Plot page
													Measured	Reported	
LTE Band 13	Hotspot	10MHz	QPSK	1 RB	0	Front side	10	23230	782	24.5	23.10	138.04%	0.223	0.308	-
					25	Front side	10	23230	782	24.5	23.05	139.64%	0.218	0.304	-
					49	Front side	10	23230	782	24.5	23.40	128.82%	0.244	0.314	26
						Back side	10	23230	782	24.5	23.40	128.82%	0.208	0.268	-
						Top side	10	23230	782	24.5	23.40	128.82%	0.155	0.200	-
						Bottom side	10	23230	782	24.5	23.40	128.82%	0.005	0.007	-
						Right side	10	23230	782	24.5	23.40	128.82%	0.123	0.158	-
						Left side	10	23230	782	24.5	23.40	128.82%	0.065	0.083	-
				25 RB	12	Front side	10	23230	782	23.5	22.27	132.74%	0.204	0.271	-
						Back side	10	23230	782	23.5	22.27	132.74%	0.175	0.232	-
						Top side	10	23230	782	23.5	22.27	132.74%	0.134	0.178	-
						Bottom side	10	23230	782	23.5	22.27	132.74%	0.004	0.005	-
						Right side	10	23230	782	23.5	22.27	132.74%	0.114	0.151	-
						Left side	10	23230	782	23.5	22.27	132.74%	0.063	0.084	-
				50 RB		Front side	10	23230	782	23.5	22.16	136.14%	0.178	0.242	-
						Back side	10	23230	782	23.5	22.16	136.14%	0.146	0.199	-
						Top side	10	23230	782	23.5	22.16	136.14%	0.106	0.144	-
						Bottom side	10	23230	782	23.5	22.16	136.14%	0.003	0.004	-
						Right side	10	23230	782	23.5	22.16	136.14%	0.094	0.128	-
						Left side	10	23230	782	23.5	22.16	136.14%	0.062	0.085	-

LTE FDD Band 26

Band	Mode	Bandwidth (MHz)	Modulation	RB Size	RB start	Position	Distance (mm)	CH	Freq. (MHz)	Max. Rated Avg. Power + Max. Tolerance (dBm)	Measured Avg. Power (dBm)	Scaling	Averaged SAR over 1g (W/kg)		Plot page
													Measured	Reported	
LTE Band 26	Hotspot	15MHz	QPSK	1 RB	0	Front side	10	26765	821.5	24.5	23.70	120.23%	0.271	0.326	27
						Front side	10	26865	831.5	24.5	23.53	125.03%	0.255	0.319	-
						Front side	10	26965	841.5	24.5	23.46	127.06%	0.242	0.307	-
						Back side	10	26765	821.5	24.5	23.70	120.23%	0.215	0.258	-
						Top side	10	26765	821.5	24.5	23.70	120.23%	0.170	0.204	-
						Bottom side	10	26765	821.5	24.5	23.70	120.23%	0.001	0.001	-
						Right side	10	26765	821.5	24.5	23.70	120.23%	0.109	0.131	-
						Left side	10	26765	821.5	24.5	23.70	120.23%	0.085	0.102	-
				36 RB	18	Front side	10	26765	821.5	23.5	22.71	119.95%	0.169	0.203	-
						Back side	10	26765	821.5	23.5	22.71	119.95%	0.200	0.240	-
						Top side	10	26765	821.5	23.5	22.71	119.95%	0.157	0.188	-
						Bottom side	10	26765	821.5	23.5	22.71	119.95%	0.001	0.001	-
						Right side	10	26765	821.5	23.5	22.71	119.95%	0.101	0.121	-
						Left side	10	26765	821.5	23.5	22.71	119.95%	0.073	0.088	-
				75 RB		Front side	10	26765	821.5	23.5	22.70	120.23%	0.164	0.197	-
						Back side	10	26765	821.5	23.5	22.70	120.23%	0.105	0.126	-
						Top side	10	26765	821.5	23.5	22.70	120.23%	0.126	0.151	-
						Bottom side	10	26765	821.5	23.5	22.70	120.23%	0.001	0.001	-
						Right side	10	26765	821.5	23.5	22.70	120.23%	0.102	0.123	-
						Left side	10	26765	821.5	23.5	22.70	120.23%	0.064	0.077	-

LTE FDD Band 71

Band	Mode	Bandwidth (MHz)	Modulation	RB Size	RB start	Position	Distance (mm)	CH	Freq. (MHz)	Max. Rated Avg. Power + Max. Tolerance (dBm)	Measured Avg. Power (dBm)	Scaling	Averaged SAR over 1g (W/kg)		Plot page
													Measured	Reported	
LTE Band 71	Hotspot	20MHz	QPSK	1 RB	0	Front side	10	133222	673	24.5	23.71	119.95%	0.097	0.116	-
						Front side	10	133297	680.5	24.5	23.70	120.23%	0.086	0.103	-
						Front side	10	133372	688	24.5	23.75	118.85%	0.108	0.128	28
						Back side	10	133372	688	24.5	23.75	118.85%	0.096	0.114	-
						Top side	10	133372	688	24.5	23.75	118.85%	0.080	0.095	-
						Bottom side	10	133372	688	24.5	23.75	118.85%	0.001	0.001	-
						Right side	10	133372	688	24.5	23.75	118.85%	0.002	0.002	-
						Left side	10	133372	688	24.5	23.75	118.85%	0.057	0.068	-
				50 RB	0	Front side	10	133222	673	23.5	22.81	117.22%	0.084	0.098	-
						Back side	10	133222	673	23.5	22.81	117.22%	0.081	0.095	-
						Top side	10	133222	673	23.5	22.81	117.22%	0.077	0.090	-
						Bottom side	10	133222	673	23.5	22.81	117.22%	0.001	0.001	-
						Right side	10	133222	673	23.5	22.81	117.22%	0.001	0.001	-
						Left side	10	133222	673	23.5	22.81	117.22%	0.042	0.049	-
				100 RB		Front side	10	133222	673	23.5	22.79	117.76%	0.083	0.098	-
						Back side	10	133222	673	23.5	22.79	117.76%	0.078	0.092	-
						Top side	10	133222	673	23.5	22.79	117.76%	0.074	0.087	-
						Bottom side	10	133222	673	23.5	22.79	117.76%	0.001	0.001	-
						Right side	10	133222	673	23.5	22.79	117.76%	0.001	0.001	-
						Left side	10	133222	673	23.5	22.79	117.76%	0.040	0.047	-

Unless otherwise stated the results shown in this test report refer only to the sample(s) tested and such sample(s) are retained for 90 days only.
除非另有說明，此報告結果僅對測試之樣品負責，同時此樣品僅保留90天。本報告未經本公司書面許可，不可部份複製。
This document is issued by the Company subject to its General Conditions of Service printed overleaf, available on request or accessible at http://www.sgs.com.tw/Terms-and-Conditions and for electronic format documents, subject to Terms and Conditions for Electronic Documents at http://www.sgs.com.tw/Terms-and-Conditions. Attention is drawn to the limitation of liability, indemnification and jurisdiction issues defined therein. Any holder of this document is advised that information contained hereon reflects the Company's findings at the time of its intervention only and within the limits of Client's instructions, if any. The Company's sole responsibility is to its Client and this document does not exonerate parties to a transaction from exercising all their rights and obligations under the transaction documents. This document cannot be reproduced except in full, without prior written approval of the Company. Any unauthorized alteration, forgery or falsification of the content or appearance of this document is unlawful and offenders may be prosecuted to the fullest extent of the law.

Hotspot mode
Hotspot_Lower antenna

GPRS1900

Mode	Position	Distance (mm)	CH	Freq. (MHz)	Max. Rated Avg. Power + Max. Tolerance (dBm)	Measured Avg. Power (dBm)	Scaling	Averaged SAR over 1g (W/kg)		Plot page
								Measured	Reported	
GPRS 1900 <1Dn2Up> (Hotspot)	Front side	10	661	1880	27.5	27.45	101.16%	0.389	0.393	-
	Back side	10	661	1880	27.5	27.45	101.16%	0.428	0.433	-
	Top side	10	661	1880	27.5	27.45	101.16%	0.001	0.001	-
	Bottom side	10	512	1850.2	27.5	27.38	102.80%	0.933	0.959	-
	Bottom side	10	661	1880	27.5	27.45	101.16%	1.010	1.022	-
	Bottom side	10	810	1909.8	27.5	27.40	102.33%	1.110	1.136	29
	Bottom side*	10	810	1909.8	27.5	27.40	102.33%	1.108	1.134	-
	Right side	10	661	1880	27.5	27.45	101.16%	0.144	0.146	-
	Left side	10	661	1880	27.5	27.45	101.16%	0.237	0.240	-

* - repeated at the highest SAR measurement according to the KDB 865664 D01

WCDMA Band II

Mode	Position	Distance (mm)	CH	Freq. (MHz)	Max. Rated Avg. Power + Max. Tolerance (dBm)	Measured Avg. Power (dBm)	Scaling	Averaged SAR over 1g (W/kg)		Plot page
								Measured	Reported	
WCDMA Band II	Front side	10	9400	1880	21.5	21.41	102.09%	0.205	0.209	-
	Back side	10	9400	1880	21.5	21.41	102.09%	0.365	0.373	-
	Top side	10	9400	1880	21.5	21.41	102.09%	0.003	0.003	-
	Bottom side	10	9262	1852.4	21.5	21.39	102.57%	0.985	1.010	-
	Bottom side	10	9400	1880	21.5	21.41	102.09%	1.030	1.052	-
	Bottom side	10	9538	1907.6	21.5	21.34	103.75%	1.130	1.172	30
	Bottom side*	10	9538	1907.6	21.5	21.34	103.75%	1.125	1.167	-
	Bottom side**	10	9538	1907.6	21.5	21.34	103.75%	1.090	1.131	-
	Right side	10	9400	1880	21.5	21.41	102.09%	0.068	0.069	-
	Left side	10	9400	1880	21.5	21.41	102.09%	0.121	0.124	-

* - repeated at the highest SAR measurement according to the KDB 865664 D01

**-Spot check for fan

Unless otherwise stated the results shown in this test report refer only to the sample(s) tested and such sample(s) are retained for 90 days only.
除非另有說明，此報告結果僅對測試之樣品負責，同時此樣品僅保留90天。本報告未經本公司書面許可，不可部份複製。
This document is issued by the Company subject to its General Conditions of Service printed overleaf, available on request or accessible at http://www.sgs.com.tw/Terms-and-Conditions and for electronic format documents, subject to Terms and Conditions for Electronic Documents at http://www.sgs.com.tw/Terms-and-Conditions. Attention is drawn to the limitation of liability, indemnification and jurisdiction issues defined therein. Any holder of this document is advised that information contained hereon reflects the Company's findings at the time of its intervention only and within the limits of Client's instructions, if any. The Company's sole responsibility is to its Client and this document does not exonerate parties to a transaction from exercising all their rights and obligations under the transaction documents. This document cannot be reproduced except in full, without prior written approval of the Company. Any unauthorized alteration, forgery or falsification of the content or appearance of this document is unlawful and offenders may be prosecuted to the fullest extent of the law.

WCDMA Band IV

Mode	Position	Distance (mm)	CH	Freq. (MHz)	Max. Rated Avg. Power + Max. Tolerance (dBm)	Measured Avg. Power (dBm)	Scaling	Averaged SAR over 1g (W/kg)		Plot page
								Measured	Reported	
WCDMA Band IV	Front side	10	1513	1752.6	22.5	22.48	100.46%	0.291	0.292	-
	Back side	10	1513	1752.6	22.5	22.48	100.46%	0.493	0.495	-
	Top side	10	1513	1752.6	22.5	22.48	100.46%	0.001	0.001	-
	Bottom side	10	1312	1712.4	22.5	22.46	100.93%	1.020	1.029	-
	Bottom side	10	1412	1732.4	22.5	22.43	101.62%	1.080	1.098	31
	Bottom side*	10	1412	1732.4	22.5	22.43	101.62%	1.070	1.087	-
	Bottom side	10	1513	1752.6	22.5	22.48	100.46%	1.030	1.035	-
	Right side	10	1513	1752.6	22.5	22.48	100.46%	0.070	0.070	-
	Left side	10	1513	1752.6	22.5	22.48	100.46%	0.163	0.164	-

* - repeated at the highest SAR measurement according to the KDB 865664 D01

WCDMA Band V

Mode	Position	Distance (mm)	CH	Freq. (MHz)	Max. Rated Avg. Power + Max. Tolerance (dBm)	Measured Avg. Power (dBm)	Scaling	Averaged SAR over 1g (W/kg)		Plot page
								Measured	Reported	
WCDMA Band V	Front side	10	4132	826.4	24.5	23.18	135.52%	0.464	0.629	-
	Front side	10	4183	836.6	24.5	23.13	137.09%	0.463	0.635	-
	Front side	10	4233	846.6	24.5	23.09	138.36%	0.517	0.715	32
	Back side	10	4132	826.4	24.5	23.18	135.52%	0.468	0.634	-
	Top side	10	4132	826.4	24.5	23.18	135.52%	0.001	0.002	-
	Bottom side	10	4132	826.4	24.5	23.18	135.52%	0.316	0.428	-
	Right side	10	4132	826.4	24.5	23.18	135.52%	0.156	0.211	-
	Left side	10	4132	826.4	24.5	23.18	135.52%	0.105	0.142	-

LTE FDD Band 7

Band	Mode	Bandwidth (MHz)	Modulation	RB Size	RB start	Position	Distance (mm)	CH	Freq. (MHz)	Max. Rated Avg. Power + Max. Tolerance (dBm)	Measured Avg. Power (dBm)	Scaling	Averaged SAR over 1g (W/kg)		Plot page
													Measured	Reported	
LTE Band 7	Hotspot	20MHz	QPSK	1 RB	99	Front side	10	21350	2560	23.5	22.71	119.95%	0.286	0.343	-
						Back side	10	21350	2560	23.5	22.71	119.95%	0.304	0.365	-
						Top side	10	21350	2560	23.5	22.71	119.95%	0.002	0.002	-
						Bottom side	10	20850	2510	23.5	22.70	120.23%	0.439	0.528	-
						Bottom side	10	21100	2535	23.5	22.60	123.03%	0.584	0.718	-
						Bottom side	10	21350	2560	23.5	22.71	119.95%	0.688	0.825	33
						Right side	10	21350	2560	23.5	22.71	119.95%	0.059	0.071	-
						Left side	10	21350	2560	23.5	22.71	119.95%	0.205	0.246	-
				50 RB	50	Front side	10	21350	2560	22.5	21.71	119.95%	0.204	0.245	-
						Back side	10	21350	2560	22.5	21.71	119.95%	0.281	0.337	-
						Top side	10	21350	2560	22.5	21.71	119.95%	0.001	0.002	-
						Bottom side	10	21350	2560	22.5	21.71	119.95%	0.526	0.631	-
						Right side	10	21350	2560	22.5	21.71	119.95%	0.044	0.052	-
						Left side	10	21350	2560	22.5	21.71	119.95%	0.218	0.261	-
				100 RB		Front side	10	21100	2535	22.5	21.68	120.78%	0.198	0.239	-
						Back side	10	21100	2535	22.5	21.68	120.78%	0.269	0.325	-
						Top side	10	21100	2535	22.5	21.68	120.78%	0.001	0.002	-
						Bottom side	10	21100	2535	22.5	21.68	120.78%	0.404	0.488	-
						Right side	10	21100	2535	22.5	21.68	120.78%	0.036	0.044	-
						Left side	10	21100	2535	22.5	21.68	120.78%	0.209	0.252	-
CA_7C	Hotspot	20MHz	QPSK	1 RB	99	Bottom side	10	21350	2560	23.5	22.66	121.34%	0.677	0.821	-

Unless otherwise stated the results shown in this test report refer only to the sample(s) tested and such sample(s) are retained for 90 days only.
除非另有說明，此報告結果僅對測試之樣品負責，同時此樣品僅保留90天。本報告未經本公司書面許可，不可部份複製。
This document is issued by the Company subject to its General Conditions of Service printed overleaf, available on request or accessible at http://www.sgs.com.tw/Terms-and-Conditions and for electronic format documents, subject to Terms and Conditions for Electronic Documents at http://www.sgs.com.tw/Terms-and-Conditions. Attention is drawn to the limitation of liability, indemnification and jurisdiction issues defined therein. Any holder of this document is advised that information contained hereon reflects the Company's findings at the time of its intervention only and within the limits of Client's instructions, if any. The Company's sole responsibility is to its Client and this document does not exonerate parties to a transaction from exercising all their rights and obligations under the transaction documents. This document cannot be reproduced except in full, without prior written approval of the Company. Any unauthorized alteration, forgery or falsification of the content or appearance of this document is unlawful and offenders may be prosecuted to the fullest extent of the law.

LTE FDD Band 12

Band	Mode	Bandwidth (MHz)	Modulation	RB Size	RB start	Position	Distance (mm)	CH	Freq. (MHz)	Max. Rated Avg. Power + Max. Tolerance (dBm)	Measured Avg. Power (dBm)	Scaling	Averaged SAR over 1g (W/kg)		Plot page
													Measured	Reported	
LTE Band 12	Hotspot	10MHz	QPSK	1 RB	0	Front side	10	23060	704	24.5	22.82	147.23%	0.195	0.287	34
						Front side	10	23095	707.5	24.5	22.79	148.25%	0.188	0.279	-
						Front side	10	23130	711	24.5	22.92	143.88%	0.191	0.275	-
						Back side	10	23130	711	24.5	22.92	143.88%	0.189	0.272	-
						Top side	10	23130	711	24.5	22.92	143.88%	0.001	0.001	-
						Bottom side	10	23130	711	24.5	22.92	143.88%	0.164	0.236	-
						Right side	10	23130	711	24.5	22.92	143.88%	0.002	0.003	-
						Left side	10	23130	711	24.5	22.92	143.88%	0.002	0.003	-
				25 RB	25	Front side	10	23095	707.5	23.5	21.96	142.56%	0.138	0.197	-
						Back side	10	23095	707.5	23.5	21.96	142.56%	0.126	0.180	-
						Top side	10	23095	707.5	23.5	21.96	142.56%	0.001	0.001	-
						Bottom side	10	23095	707.5	23.5	21.96	142.56%	0.119	0.170	-
						Right side	10	23095	707.5	23.5	21.96	142.56%	0.002	0.003	-
						Left side	10	23095	707.5	23.5	21.96	142.56%	0.002	0.003	-
				50 RB		Front side	10	23060	704	23.5	21.97	142.23%	0.140	0.199	-
						Back side	10	23060	704	23.5	21.97	142.23%	0.125	0.178	-
						Top side	10	23060	704	23.5	21.97	142.23%	0.001	0.001	-
						Bottom side	10	23060	704	23.5	21.97	142.23%	0.116	0.165	-
						Right side	10	23060	704	23.5	21.97	142.23%	0.002	0.003	-
						Left side	10	23060	704	23.5	21.97	142.23%	0.002	0.002	-

LTE FDD Band 13

Band	Mode	Bandwidth (MHz)	Modulation	RB Size	RB start	Position	Distance (mm)	CH	Freq. (MHz)	Max. Rated Avg. Power + Max. Tolerance (dBm)	Measured Avg. Power (dBm)	Scaling	Averaged SAR over 1g (W/kg)		Plot page
													Measured	Reported	
LTE Band 13	Hotspot	10MHz	QPSK	1 RB	0	Front side	10	23230	782	24.5	23.10	138.04%	0.332	0.458	35
					25	Front side	10	23230	782	24.5	23.05	139.64%	0.316	0.441	-
					49	Front side	10	23230	782	24.5	23.40	128.82%	0.328	0.423	-
						Back side	10	23230	782	24.5	23.40	128.82%	0.307	0.395	-
						Top side	10	23230	782	24.5	23.40	128.82%	0.001	0.002	-
						Bottom side	10	23230	782	24.5	23.40	128.82%	0.236	0.304	-
						Right side	10	23230	782	24.5	23.40	128.82%	0.002	0.003	-
						Left side	10	23230	782	24.5	23.40	128.82%	0.001	0.002	-
				25 RB	12	Front side	10	23230	782	23.5	22.27	132.74%	0.311	0.413	-
						Back side	10	23230	782	23.5	22.27	132.74%	0.288	0.382	-
						Top side	10	23230	782	23.5	22.27	132.74%	0.001	0.001	-
						Bottom side	10	23230	782	23.5	22.27	132.74%	0.218	0.289	-
						Right side	10	23230	782	23.5	22.27	132.74%	0.001	0.002	-
						Left side	10	23230	782	23.5	22.27	132.74%	0.001	0.002	-
				50 RB		Front side	10	23230	782	23.5	22.16	136.14%	0.294	0.400	-
						Back side	10	23230	782	23.5	22.16	136.14%	0.273	0.372	-
						Top side	10	23230	782	23.5	22.16	136.14%	0.001	0.001	-
						Bottom side	10	23230	782	23.5	22.16	136.14%	0.197	0.268	-
						Right side	10	23230	782	23.5	22.16	136.14%	0.001	0.002	-
						Left side	10	23230	782	23.5	22.16	136.14%	0.001	0.001	-

LTE FDD Band 25

Band	Mode	Bandwidth (MHz)	Modulation	RB Size	RB start	Position	Distance (mm)	CH	Freq. (MHz)	Max. Rated Avg. Power + Max. Tolerance (dBm)	Measured Avg. Power (dBm)	Scaling	Averaged SAR over 1g (W/kg)		Plot page
													Measured	Reported	
LTE Band 25	Hotspot	20MHz	QPSK	1 RB	0	Front side	10	26140	1860	21	20.99	100.23%	0.441	0.442	-
						Back side	10	26140	1860	21	20.99	100.23%	0.474	0.475	-
						Top side	10	26140	1860	21	20.99	100.23%	0.001	0.001	-
						Bottom side	10	26140	1860	21	20.99	100.23%	0.945	0.947	-
						Bottom side	10	26365	1882.5	21	20.84	103.75%	1.050	1.089	-
						Bottom side	10	26590	1905	21	20.76	105.68%	1.090	1.152	36
						Bottom side*	10	26590	1905	21	20.76	105.68%	1.085	1.147	-
						Right side	10	26140	1860	21	20.99	100.23%	0.012	0.012	-
						Left side	10	26140	1860	21	20.99	100.23%	0.224	0.225	-
				50 RB	0	Front side	10	26140	1860	20	20.10	97.72%	0.339	0.331	-
						Back side	10	26140	1860	20	20.10	97.72%	0.359	0.351	-
						Top side	10	26140	1860	20	20.10	97.72%	0.001	0.001	-
						Bottom side	10	26140	1860	20	20.10	97.72%	0.822	0.803	-
						Bottom side	10	26365	1882.5	20	19.97	100.69%	0.883	0.889	-
						Bottom side	10	26590	1905	20	19.96	100.93%	0.951	0.960	-
						Right side	10	26140	1860	20	20.10	97.72%	0.012	0.012	-
						Left side	10	26140	1860	20	20.10	97.72%	0.155	0.151	-
				100 RB		Front side	10	26365	1882.5	20	20.01	99.77%	0.327	0.326	-
						Back side	10	26365	1882.5	20	20.01	99.77%	0.346	0.345	-
						Top side	10	26365	1882.5	20	20.01	99.77%	0.001	0.001	-
						Bottom side	10	26140	1860	20	19.93	101.62%	0.751	0.763	-
						Bottom side	10	26365	1882.5	20	20.01	99.77%	0.864	0.862	-
						Bottom side	10	26590	1905	20	19.89	102.57%	0.901	0.924	-
						Right side	10	26365	1882.5	20	20.01	99.77%	0.031	0.031	-
						Left side	10	26365	1882.5	20	20.01	99.77%	0.132	0.132	-

* - repeated at the highest SAR measurement according to the KDB 865664 D01

Unless otherwise stated the results shown in this test report refer only to the sample(s) tested and such sample(s) are retained for 90 days only.
除非另有說明，此報告結果僅對測試之樣品負責，同時此樣品僅保留90天。本報告未經本公司書面許可，不可部份複製。
This document is issued by the Company subject to its General Conditions of Service printed overleaf, available on request or accessible at http://www.sgs.com.tw/Terms-and-Conditions and for electronic format documents, subject to Terms and Conditions for Electronic Documents at http://www.sgs.com.tw/Terms-and-Conditions. Attention is drawn to the limitation of liability, indemnification and jurisdiction issues defined therein. Any holder of this document is advised that information contained hereon reflects the Company's findings at the time of its intervention only and within the limits of Client's instructions, if any. The Company's sole responsibility is to its Client and this document does not exonerate parties to a transaction from exercising all their rights and obligations under the transaction documents. This document cannot be reproduced except in full, without prior written approval of the Company. Any unauthorized alteration, forgery or falsification of the content or appearance of this document is unlawful and offenders may be prosecuted to the fullest extent of the law.

LTE FDD Band 26

Band	Mode	Bandwidth (MHz)	Modulation	RB Size	RB start	Position	Distance (mm)	CH	Freq. (MHz)	Max. Rated Avg. Power + Max. Tolerance (dBm)	Measured Avg. Power (dBm)	Scaling	Averaged SAR over 1g (W/kg)		Plot page
													Measured	Reported	
LTE Band 26	Hotspot	15MHz	QPSK	1 RB	0	Front side	10	26765	821.5	24.5	23.70	120.23%	0.401	0.482	37
						Front side	10	26865	831.5	24.5	23.53	125.03%	0.373	0.466	-
						Front side	10	26965	841.5	24.5	23.46	127.06%	0.369	0.469	-
						Back side	10	26765	821.5	24.5	23.70	120.23%	0.392	0.471	-
						Top side	10	26765	821.5	24.5	23.70	120.23%	0.005	0.006	-
						Bottom side	10	26765	821.5	24.5	23.70	120.23%	0.364	0.438	-
						Right side	10	26765	821.5	24.5	23.70	120.23%	0.281	0.338	-
						Left side	10	26765	821.5	24.5	23.70	120.23%	0.063	0.076	-
				36 RB	18	Front side	10	26765	821.5	23.5	22.71	119.95%	0.311	0.373	-
						Back side	10	26765	821.5	23.5	22.71	119.95%	0.308	0.369	-
						Top side	10	26765	821.5	23.5	22.71	119.95%	0.003	0.004	-
						Bottom side	10	26765	821.5	23.5	22.71	119.95%	0.272	0.326	-
						Right side	10	26765	821.5	23.5	22.71	119.95%	0.222	0.266	-
						Left side	10	26765	821.5	23.5	22.71	119.95%	0.046	0.055	-
				75 RB		Front side	10	26765	821.5	23.5	22.70	120.23%	0.298	0.358	-
						Back side	10	26765	821.5	23.5	22.70	120.23%	0.287	0.345	-
						Top side	10	26765	821.5	23.5	22.70	120.23%	0.003	0.004	-
						Bottom side	10	26765	821.5	23.5	22.70	120.23%	0.253	0.304	-
						Right side	10	26765	821.5	23.5	22.70	120.23%	0.209	0.251	-
						Left side	10	26765	821.5	23.5	22.70	120.23%	0.041	0.049	-
CA_5B	Hotspot	15MHz	QPSK	1 RB	0	Front side	10	20450	829	24.5	22.99	141.58%	0.331	0.469	-

LTE TDD Band 41

Band	Mode	Bandwidth (MHz)	Modulation	RB Size	RB start	Position	Distance (mm)	CH	Freq. (MHz)	Max. Rated Avg. Power + Max. Tolerance (dBm)	Measured Avg. Power (dBm)	Scaling	Averaged SAR over 1g (W/kg)		Plot page
													Measured	Reported	
LTE Band 41	Hotspot	20MHz	QPSK	1 RB	0	Front side	10	41490	2680	23.5	23.72	95.06%	0.374	0.355	-
						Back side	10	41490	2680	23.5	23.72	95.06%	0.494	0.470	-
						Top side	10	41490	2680	23.5	23.72	95.06%	0.002	0.002	-
						Bottom side	10	39750	2506	24.5	23.66	121.34%	0.545	0.661	-
						Bottom side	10	40185	2549.5	24.5	23.56	124.17%	0.510	0.633	-
						Bottom side	10	40620	2593	24.5	23.65	121.62%	0.540	0.657	-
						Bottom side	10	41055	2636.5	24.5	23.69	120.50%	0.561	0.676	-
						Bottom side	10	41490	2680	23.5	23.72	95.06%	0.637	0.606	38
						Right side	10	41490	2680	23.5	23.72	95.06%	0.005	0.005	-
						Left side	10	41490	2680	23.5	23.72	95.06%	0.265	0.252	-
				50 RB	0	Front side	10	41490	2680	23.5	22.69	120.50%	0.289	0.348	-
						Back side	10	41490	2680	23.5	22.69	120.50%	0.389	0.469	-
						Top side	10	41490	2680	23.5	22.69	120.50%	0.002	0.002	-
						Bottom side	10	41490	2680	23.5	22.69	120.50%	0.500	0.602	-
						Right side	10	41490	2680	23.5	22.69	120.50%	0.004	0.005	-
						Left side	10	41490	2680	23.5	22.69	120.50%	0.214	0.258	-
				100 RB		Front side	10	39750	2506	23.5	22.73	119.40%	0.273	0.326	-
						Back side	10	39750	2506	23.5	22.73	119.40%	0.376	0.449	-
						Top side	10	39750	2506	23.5	22.73	119.40%	0.002	0.002	-
						Bottom side	10	39750	2506	23.5	22.73	119.40%	0.500	0.597	-
						Right side	10	39750	2506	23.5	22.73	119.40%	0.002	0.003	-
						Left side	10	39750	2506	23.5	22.73	119.40%	0.201	0.240	-
CA_38C	Hotspot	20MHz	QPSK	1 RB	0	Bottom side	10	37850	2580	24.5	23.67	121.06%	0.613	0.742	-
CA_41C	Hotspot	20MHz	QPSK	1 RB	0	Bottom side	10	41490	2680	24.5	23.70	120.23%	0.621	0.747	-

Unless otherwise stated the results shown in this test report refer only to the sample(s) tested and such sample(s) are retained for 90 days only.
除非另有說明，此報告結果僅對測試之樣品負責，同時此樣品僅保留90天。本報告未經本公司書面許可，不可部份複製。
This document is issued by the Company subject to its General Conditions of Service printed overleaf, available on request or accessible at http://www.sgs.com.tw/Terms-and-Conditions and for electronic format documents, subject to Terms and Conditions for Electronic Documents at http://www.sgs.com.tw/Terms-and-Conditions. Attention is drawn to the limitation of liability, indemnification and jurisdiction issues defined therein. Any holder of this document is advised that information contained hereon reflects the Company's findings at the time of its intervention only and within the limits of Client's instructions, if any. The Company's sole responsibility is to its Client and this document does not exonerate parties to a transaction from exercising all their rights and obligations under the transaction documents. This document cannot be reproduced except in full, without prior written approval of the Company. Any unauthorized alteration, forgery or falsification of the content or appearance of this document is unlawful and offenders may be prosecuted to the fullest extent of the law.

LTE TDD Band 48

Band	Mode	Bandwidth (MHz)	Modulation	RB Size	RB start	Position	Distance (mm)	CH	Freq. (MHz)	Max. Rated Avg. Power + Max. Tolerance (dBm)	Measured Avg. Power (dBm)	Scaling	Averaged SAR over 1g (W/kg)		Plot page
													Measured	Reported	
LTE Band 48	Hotspot	20MHz	QPSK	1 RB	0	Front side	10	56640	3690	24.5	23.99	112.46%	0.055	0.061	-
						Back side	10	55340	3560	24.5	23.83	116.68%	0.159	0.186	-
						Back side	10	55773	3603.3	24.5	23.82	116.95%	0.178	0.208	40
						Back side	10	56207	3646.7	24.5	23.98	112.72%	0.130	0.147	-
						Back side	10	56640	3690	24.5	23.99	112.46%	0.141	0.159	-
						Top side	10	56640	3690	24.5	23.99	112.46%	0.025	0.028	-
						Bottom side	10	56640	3690	24.5	23.99	112.46%	0.001	0.001	-
						Right side	10	56640	3690	24.5	23.99	112.46%	0.116	0.130	-
						Left side	10	56640	3690	24.5	23.99	112.46%	0.009	0.010	-
				50 RB	50	Front side	10	56640	3690	23.5	22.96	113.24%	0.049	0.055	-
						Back side	10	56640	3690	23.5	22.96	113.24%	0.134	0.152	-
						Top side	10	56640	3690	23.5	22.96	113.24%	0.024	0.027	-
						Bottom side	10	56640	3690	23.5	22.96	113.24%	0.001	0.001	-
						Right side	10	56640	3690	23.5	22.96	113.24%	0.103	0.117	-
						Left side	10	56640	3690	23.5	22.96	113.24%	0.008	0.009	-
				100 RB		Front side	10	56640	3690	23.5	22.99	112.46%	0.052	0.058	-
						Back side	10	56640	3690	23.5	22.99	112.46%	0.117	0.132	-
						Top side	10	56640	3690	23.5	22.99	112.46%	0.021	0.024	-
						Bottom side	10	56640	3690	23.5	22.99	112.46%	0.001	0.001	-
						Right side	10	56640	3690	23.5	22.99	112.46%	0.097	0.109	-
						Left side	10	56640	3690	23.5	22.99	112.46%	0.006	0.006	-

LTE FDD Band 66

Band	Mode	Bandwidth (MHz)	Modulation	RB Size	RB start	Position	Distance (mm)	CH	Freq. (MHz)	Max. Rated Avg. Power + Max. Tolerance (dBm)	Measured Avg. Power (dBm)	Scaling	Averaged SAR over 1g (W/kg)		Plot page
													Measured	Reported	
LTE Band 66	Hotspot	20MHz	QPSK	1 RB	0	Front side	10	132322	1745	22	21.99	100.23%	0.269	0.270	-
						Back side	10	132322	1745	22	21.99	100.23%	0.389	0.390	-
						Top side	10	132322	1745	22	21.99	100.23%	0.004	0.004	-
						Bottom side	10	132072	1720	22	21.96	100.93%	0.948	0.957	-
						Bottom side	10	132322	1745	22	21.99	100.23%	1.040	1.042	-
						Bottom side	10	132572	1770	22	21.83	103.99%	1.100	1.144	41
						Bottom side*	10	132572	1770	22	21.83	103.99%	1.092	1.136	-
						Right side	10	132322	1745	22	21.99	100.23%	0.082	0.082	-
						Left side	10	132322	1745	22	21.99	100.23%	0.145	0.145	-
				50 RB	25	Front side	10	132572	1770	21	20.93	101.62%	0.217	0.221	-
						Back side	10	132572	1770	21	20.93	101.62%	0.289	0.294	-
						Top side	10	132572	1770	21	20.93	101.62%	0.002	0.002	-
						Bottom side	10	132072	1720	21	20.81	104.47%	0.819	0.856	-
						Bottom side	10	132322	1745	21	20.82	104.23%	0.839	0.875	-
						Bottom side	10	132572	1770	21	20.93	101.62%	0.858	0.872	-
						Right side	10	132572	1770	21	20.93	101.62%	0.059	0.060	-
						Left side	10	132572	1770	21	20.93	101.62%	0.109	0.111	-
				100 RB		Front side	10	132072	1720	21	20.89	102.57%	0.208	0.213	-
						Back side	10	132072	1720	21	20.89	102.57%	0.271	0.278	-
						Top side	10	132072	1720	21	20.89	102.57%	0.002	0.002	-
						Bottom side	10	132072	1720	21	20.89	102.57%	0.822	0.843	-
						Bottom side	10	132322	1745	21	20.85	103.51%	0.802	0.830	-
						Bottom side	10	132572	1770	21	20.82	104.23%	0.768	0.800	-
						Right side	10	132072	1720	21	20.89	102.57%	0.053	0.055	-
						Left side	10	132072	1720	21	20.89	102.57%	0.101	0.104	-

* - repeated at the highest SAR measurement according to the KDB 865664 D01

LTE FDD Band 71

Band	Mode	Bandwidth (MHz)	Modulation	RB Size	RB start	Position	Distance (mm)	CH	Freq. (MHz)	Max. Rated Avg. Power + Max. Tolerance (dBm)	Measured Avg. Power (dBm)	Scaling	Averaged SAR over 1g (W/kg)		Plot page
													Measured	Reported	
LTE Band 71	Hotspot	20MHz	QPSK	1 RB	0	Front side	10	133222	673	24.5	23.71	119.95%	0.197	0.236	42
						Front side	10	133297	680.5	24.5	23.70	120.23%	0.191	0.230	-
						Front side	10	133372	688	24.5	23.75	118.85%	0.195	0.232	-
						Back side	10	133372	688	24.5	23.75	118.85%	0.163	0.194	-
						Top side	10	133372	688	24.5	23.75	118.85%	0.002	0.002	-
						Bottom side	10	133372	688	24.5	23.75	118.85%	0.186	0.221	-
						Right side	10	133372	688	24.5	23.75	118.85%	0.091	0.108	-
						Left side	10	133372	688	24.5	23.75	118.85%	0.023	0.027	-
				50 RB	0	Front side	10	133222	673	23.5	22.81	117.22%	0.148	0.173	-
						Back side	10	133222	673	23.5	22.81	117.22%	0.124	0.145	-
						Top side	10	133222	673	23.5	22.81	117.22%	0.001	0.001	-
						Bottom side	10	133222	673	23.5	22.81	117.22%	0.153	0.179	-
						Right side	10	133222	673	23.5	22.81	117.22%	0.067	0.079	-
						Left side	10	133222	673	23.5	22.81	117.22%	0.022	0.025	-
				100 RB		Front side	10	133222	673	23.5	22.79	117.76%	0.147	0.173	-
						Back side	10	133222	673	23.5	22.79	117.76%	0.124	0.146	-
						Top side	10	133222	673	23.5	22.79	117.76%	0.001	0.001	-
						Bottom side	10	133222	673	23.5	22.79	117.76%	0.156	0.184	-
						Right side	10	133222	673	23.5	22.79	117.76%	0.062	0.073	-
						Left side	10	133222	673	23.5	22.79	117.76%	0.021	0.025	-

Unless otherwise stated the results shown in this test report refer only to the sample(s) tested and such sample(s) are retained for 90 days only.
除非另有說明，此報告結果僅對測試之樣品負責，同時此樣品僅保留90天。本報告未經本公司書面許可，不可部份複製。
This document is issued by the Company subject to its General Conditions of Service printed overleaf, available on request or accessible at http://www.sgs.com.tw/Terms-and-Conditions and for electronic format documents, subject to Terms and Conditions for Electronic Documents at http://www.sgs.com.tw/Terms-and-Conditions. Attention is drawn to the limitation of liability, indemnification and jurisdiction issues defined therein. Any holder of this document is advised that information contained hereon reflects the Company's findings at the time of its intervention only and within the limits of Client's instructions, if any. The Company's sole responsibility is to its Client and this document does not exonerate parties to a transaction from exercising all their rights and obligations under the transaction documents. This document cannot be reproduced except in full, without prior written approval of the Company. Any unauthorized alteration, forgery or falsification of the content or appearance of this document is unlawful and offenders may be prosecuted to the fullest extent of the law.

With WLAN

Head_Upper antenna_calling mode

GSM 850

Band	Position	Distance (mm)	CH	Freq. (MHz)	Max. Rated Avg. Power + Max. Tolerance (dBm)	Measured Avg. Power (dBm)	Scaling	Averaged SAR over 1g (W/kg)		Plot page
								Measured	Reported	
GSM 850	Re Cheek	-	128	824.2	30.50	30.14	108.64%	0.451	0.490	-
	Re Cheek	-	190	836.5	30.50	30.46	100.93%	0.465	0.469	-
	Re Cheek	-	251	848.8	30.50	30.31	104.47%	0.502	0.524	43
	Re Tilt	-	190	836.5	30.50	30.46	100.93%	0.301	0.304	-
	Le Cheek	-	190	836.5	30.50	30.46	100.93%	0.325	0.328	-
	Le Tilt	-	190	836.5	30.50	30.46	100.93%	0.287	0.290	-

WCDMA Band V

Mode	Position	Distance (mm)	CH	Freq. (MHz)	Max. Rated Avg. Power + Max. Tolerance (dBm)	Measured Avg. Power (dBm)	Scaling	Averaged SAR over 1g (W/kg)		Plot page
								Measured	Reported	
WCDMA Band V	Re Cheek	-	4132	826.4	21.00	20.98	100.46%	0.424	0.426	-
	Re Cheek	-	4183	836.6	21.00	20.83	103.99%	0.444	0.462	44
	Re Cheek	-	4233	846.6	21.00	20.79	104.95%	0.421	0.442	-
	Re Tilt	-	4132	826.4	21.00	20.98	100.46%	0.272	0.273	-
	Le Cheek	-	4132	826.4	21.00	20.98	100.46%	0.324	0.325	-
	Le Tilt	-	4132	826.4	21.00	20.98	100.46%	0.228	0.229	-

LTE FDD Band 12

Band	Mode	Bandwidth (MHz)	Modulation	RB Size	RB start	Position	Distance (mm)	CH	Freq. (MHz)	Max. Rated Avg. Power + Max. Tolerance (dBm)	Measured Avg. Power (dBm)	Scaling	Averaged SAR over 1g (W/kg)		Plot page
													Measured	Reported	
LTE Band 12	Head	10MHz	QPSK	1 RB	0	RE Cheek	-	23060	704	21	20.87	103.04%	0.312	0.321	45
						RE Cheek	-	23095	707.5	21	20.83	103.99%	0.306	0.318	-
						RE Cheek	-	23130	711	21	20.98	100.46%	0.278	0.279	-
						RE Tilt	-	23130	711	21	20.98	100.46%	0.211	0.212	-
						LE Cheek	-	23130	711	21	20.98	100.46%	0.233	0.234	-
						LE Tilt	-	23130	711	21	20.98	100.46%	0.154	0.155	-
				25 RB	25	RE Cheek	-	23095	707.5	20	19.98	100.46%	0.203	0.204	-
						RE Tilt	-	23095	707.5	20	19.98	100.46%	0.161	0.162	-
						LE Cheek	-	23095	707.5	20	19.98	100.46%	0.182	0.183	-
						LE Tilt	-	23095	707.5	20	19.98	100.46%	0.112	0.113	-
				50 RB		RE Cheek	-	23060	704	20	19.96	100.93%	0.195	0.197	-
						RE Tilt	-	23060	704	20	19.96	100.93%	0.137	0.138	-
						LE Cheek	-	23060	704	20	19.96	100.93%	0.163	0.165	-
						LE Tilt	-	23060	704	20	19.96	100.93%	0.113	0.114	-

LTE FDD Band 13

Band	Mode	Bandwidth (MHz)	Modulation	RB Size	RB start	Position	Distance (mm)	CH	Freq. (MHz)	Max. Rated Avg. Power + Max. Tolerance (dBm)	Measured Avg. Power (dBm)	Scaling	Averaged SAR over 1g (W/kg)		Plot page
													Measured	Reported	
LTE Band 13	Head	10MHz	QPSK	1 RB	0	RE Cheek	-	23230	782	20.5	20.29	104.95%	0.492	0.516	46
					25	RE Cheek	-	23230	782	20.5	20.32	104.23%	0.442	0.461	-
					49	RE Cheek	-	23230	782	20.5	20.47	100.69%	0.470	0.473	-
						RE Tilt	-	23230	782	20.5	20.47	100.69%	0.251	0.253	-
						LE Cheek	-	23230	782	20.5	20.47	100.69%	0.311	0.313	-
						LE Tilt	-	23230	782	20.5	20.47	100.69%	0.239	0.241	-
				25 RB	12	RE Cheek	-	23230	782	19.5	19.47	100.69%	0.311	0.313	-
						RE Tilt	-	23230	782	19.5	19.47	100.69%	0.207	0.208	-
						LE Cheek	-	23230	782	19.5	19.47	100.69%	0.236	0.238	-
						LE Tilt	-	23230	782	19.5	19.47	100.69%	0.172	0.173	-
				50 RB		RE Cheek	-	23230	782	19.5	19.36	103.28%	0.302	0.312	-
						RE Tilt	-	23230	782	19.5	19.36	103.28%	0.202	0.209	-
						LE Cheek	-	23230	782	19.5	19.36	103.28%	0.251	0.259	-
						LE Tilt	-	23230	782	19.5	19.36	103.28%	0.192	0.198	-

Unless otherwise stated the results shown in this test report refer only to the sample(s) tested and such sample(s) are retained for 90 days only.
除非另有說明，此報告結果僅對測試之樣品負責，同時此樣品僅保留90天。本報告未經本公司書面許可，不可部份複製。
This document is issued by the Company subject to its General Conditions of Service printed overleaf, available on request or accessible at http://www.sgs.com.tw/Terms-and-Conditions and for electronic format documents, subject to Terms and Conditions for Electronic Documents at http://www.sgs.com.tw/Terms-and-Conditions. Attention is drawn to the limitation of liability, indemnification and jurisdiction issues defined therein. Any holder of this document is advised that information contained hereon reflects the Company's findings at the time of its intervention only and within the limits of Client's instructions, if any. The Company's sole responsibility is to its Client and this document does not exonerate parties to a transaction from exercising all their rights and obligations under the transaction documents. This document cannot be reproduced except in full, without prior written approval of the Company. Any unauthorized alteration, forgery or falsification of the content or appearance of this document is unlawful and offenders may be prosecuted to the fullest extent of the law.

LTE FDD Band 26

Band	Mode	Bandwidth (MHz)	Modulation	RB Size	RB start	Position	Distance (mm)	CH	Freq. (MHz)	Max. Rated Avg. Power + Max. Tolerance (dBm)	Measured Avg. Power (dBm)	Scaling	Averaged SAR over 1g (W/kg)		Plot page
													Measured	Reported	
LTE Band 26	Head	15MHz	QPSK	1 RB	0	RE Cheek	-	26765	821.5	21	20.95	101.16%	0.452	0.457	47
						RE Cheek	-	26865	831.5	21	20.84	103.75%	0.419	0.435	-
						RE Cheek	-	26965	841.5	21	20.46	113.24%	0.417	0.472	-
						RE Tilt	-	26765	821.5	21	20.95	101.16%	0.276	0.279	-
						LE Cheek	-	26765	821.5	21	20.95	101.16%	0.313	0.317	-
						LE Tilt	-	26765	821.5	21	20.95	101.16%	0.245	0.248	-
				36 RB	18	RE Cheek	-	26765	821.5	20	19.95	101.16%	0.341	0.345	-
						RE Tilt	-	26765	821.5	20	19.95	101.16%	0.217	0.220	-
						LE Cheek	-	26765	821.5	20	19.95	101.16%	0.279	0.282	-
						LE Tilt	-	26765	821.5	20	19.95	101.16%	0.187	0.189	-
				75 RB		RE Cheek	-	26765	821.5	20	19.95	101.16%	0.329	0.333	-
						RE Tilt	-	26765	821.5	20	19.95	101.16%	0.219	0.222	-
						LE Cheek	-	26765	821.5	20	19.95	101.16%	0.268	0.271	-
						LE Tilt	-	26765	821.5	20	19.95	101.16%	0.182	0.184	-
CA_5B	Head	10MHz	QPSK	1 RB	49	RE Cheek	-	20450	829	21	20.77	105.44%	0.425	0.448	-

LTE FDD Band 71

Band	Mode	Bandwidth (MHz)	Modulation	RB Size	RB start	Position	Distance (mm)	CH	Freq. (MHz)	Max. Rated Avg. Power + Max. Tolerance (dBm)	Measured Avg. Power (dBm)	Scaling	Averaged SAR over 1g (W/kg)		Plot page
													Measured	Reported	
LTE Band 71	Head	20MHz	QPSK	1 RB	0	RE Cheek	-	133222	673	21	20.91	102.09%	0.243	0.248	-
						RE Cheek	-	133297	680.5	21	20.87	103.04%	0.255	0.263	-
						RE Cheek	-	133372	688	21	20.99	100.23%	0.278	0.279	48
						RE Tilt	-	133372	688	21	20.99	100.23%	0.165	0.165	-
						LE Cheek	-	133372	688	21	20.99	100.23%	0.231	0.232	-
						LE Tilt	-	133372	688	21	20.99	100.23%	0.141	0.141	-
				50 RB	0	RE Cheek	-	133222	673	20	19.95	101.16%	0.206	0.208	-
						RE Tilt	-	133222	673	20	19.95	101.16%	0.132	0.134	-
						LE Cheek	-	133222	673	20	19.95	101.16%	0.173	0.175	-
						LE Tilt	-	133222	673	20	19.95	101.16%	0.112	0.113	-
				100 RB		RE Cheek	-	133222	673	20	19.97	100.69%	0.201	0.202	-
						RE Tilt	-	133222	673	20	19.97	100.69%	0.133	0.134	-
						LE Cheek	-	133222	673	20	19.97	100.69%	0.165	0.166	-
						LE Tilt	-	133222	673	20	19.97	100.69%	0.105	0.106	-

Unless otherwise stated the results shown in this test report refer only to the sample(s) tested and such sample(s) are retained for 90 days only.
除非另有說明，此報告結果僅對測試之樣品負責，同時此樣品僅保留90天。本報告未經本公司書面許可，不可部份複製。
This document is issued by the Company subject to its General Conditions of Service printed overleaf, available on request or accessible at http://www.sgs.com.tw/Terms-and-Conditions and for electronic format documents, subject to Terms and Conditions for Electronic Documents at http://www.sgs.com.tw/Terms-and-Conditions. Attention is drawn to the limitation of liability, indemnification and jurisdiction issues defined therein. Any holder of this document is advised that information contained hereon reflects the Company's findings at the time of its intervention only and within the limits of Client's instructions, if any. The Company's sole responsibility is to its Client and this document does not exonerate parties to a transaction from exercising all their rights and obligations under the transaction documents. This document cannot be reproduced except in full, without prior written approval of the Company. Any unauthorized alteration, forgery or falsification of the content or appearance of this document is unlawful and offenders may be prosecuted to the fullest extent of the law.

Hotspot reduced power
Hotspot_Lower antenna_calling mode

GPRS850

Mode	Position	Distance (mm)	CH	Freq. (MHz)	Max. Rated Avg. Power + Max. Tolerance (dBm)	Measured Avg. Power (dBm)	Scaling	Averaged SAR over 1g (W/kg)		Plot page
								Measured	Reported	
GPRS 850 <1Dn2Up> (Hotspot)	Front side	10	128	824.2	33.0	32.13	122.18%	0.464	0.567	-
	Front side	10	190	836.5	33.0	32.20	120.23%	0.605	0.727	-
	Front side	10	251	848.8	33.0	32.19	120.50%	0.675	0.813	49
	Back side	10	190	836.5	33.0	32.20	120.23%	0.533	0.641	-
	Top side	10	190	836.5	33.0	32.20	120.23%	0.001	0.001	-
	Bottom side	10	190	836.5	33.0	32.20	120.23%	0.526	0.632	-
	Right side	10	190	836.5	33.0	32.20	120.23%	0.489	0.588	-
	Left side	10	190	836.5	33.0	32.20	120.23%	0.127	0.153	-

LTE FDD Band 30

Band	Mode	Bandwidth (MHz)	Modulation	RB Size	RB start	Position	Distance (mm)	CH	Freq. (MHz)	Max. Rated Avg. Power + Max. Tolerance (dBm)	Measured Avg. Power (dBm)	Scaling	Averaged SAR over 1g (W/kg)		Plot page
													Measured	Reported	
LTE Band 30	Hotspot	10MHz	QPSK	1 RB	0	Bottom side	10	27710	2310	23	22.85	103.51%	0.770	0.797	-
					25	Bottom side	10	27710	2310	23	22.93	101.62%	0.756	0.768	-
					49	Front side	10	27710	2310	23	22.95	101.16%	0.656	0.664	-
						Back side	10	27710	2310	23	22.95	101.16%	0.676	0.684	-
						Top side	10	27710	2310	23	22.95	101.16%	0.010	0.010	-
						Bottom side	10	27710	2310	23	22.95	101.16%	0.878	0.888	50
						Bottom side*	10	27710	2310	23	22.95	101.16%	0.872	0.882	-
						Right side	10	27710	2310	23	22.95	101.16%	0.068	0.069	-
						Left side	10	27710	2310	23	22.95	101.16%	0.462	0.467	-
				25 RB	25	Front side	10	27710	2310	22	21.84	103.75%	0.532	0.552	-
						Back side	10	27710	2310	22	21.84	103.75%	0.545	0.565	-
						Top side	10	27710	2310	22	21.84	103.75%	0.009	0.009	-
						Bottom side	10	27710	2310	22	21.84	103.75%	0.702	0.728	-
						Right side	10	27710	2310	22	21.84	103.75%	0.052	0.054	-
						Left side	10	27710	2310	22	21.84	103.75%	0.364	0.378	-
				50 RB		Front side	10	27710	2310	22	21.55	110.92%	0.531	0.589	-
						Back side	10	27710	2310	22	21.55	110.92%	0.565	0.627	-
						Top side	10	27710	2310	22	21.55	110.92%	0.008	0.009	-
						Bottom side	10	27710	2310	22	21.55	110.92%	0.691	0.766	-
						Right side	10	27710	2310	22	21.55	110.92%	0.052	0.058	-
						Left side	10	27710	2310	22	21.55	110.92%	0.351	0.389	-

* - repeated at the highest SAR measurement according to the KDB 865664 D01

Unless otherwise stated the results shown in this test report refer only to the sample(s) tested and such sample(s) are retained for 90 days only.
除非另有說明，此報告結果僅對測試之樣品負責，同時此樣品僅保留90天。本報告未經本公司書面許可，不可部份複製。
This document is issued by the Company subject to its General Conditions of Service printed overleaf, available on request or accessible at http://www.sgs.com.tw/Terms-and-Conditions and for electronic format documents, subject to Terms and Conditions for Electronic Documents at http://www.sgs.com.tw/Terms-and-Conditions. Attention is drawn to the limitation of liability, indemnification and jurisdiction issues defined therein. Any holder of this document is advised that information contained hereon reflects the Company's findings at the time of its intervention only and within the limits of Client's instructions, if any. The Company's sole responsibility is to its Client and this document does not exonerate parties to a transaction from exercising all their rights and obligations under the transaction documents. This document cannot be reproduced except in full, without prior written approval of the Company. Any unauthorized alteration, forgery or falsification of the content or appearance of this document is unlawful and offenders may be prosecuted to the fullest extent of the law.

Hotspot reduced power
Hotspot_Lower antenna_camera mode

GPRS850

Mode	Position	Distance (mm)	CH	Freq. (MHz)	Max. Rated Avg. Power + Max. Tolerance (dBm)	Measured Avg. Power (dBm)	Scaling	Averaged SAR over 1g (W/kg)		Plot page
								Measured	Reported	
GPRS 850 <1Dn2Up> (Hotspot)	Front side	10	128	824.2	31.0	30.83	103.99%	0.352	0.366	-
	Front side	10	190	836.5	31.0	30.95	101.16%	0.451	0.456	-
	Front side	10	251	848.8	31.0	30.91	102.09%	0.504	0.515	51
	Back side	10	190	836.5	31.0	30.95	101.16%	0.402	0.407	-
	Top side	10	190	836.5	31.0	30.95	101.16%	0.001	0.001	-
	Bottom side	10	190	836.5	31.0	30.95	101.16%	0.392	0.397	-
	Right side	10	190	836.5	31.0	30.95	101.16%	0.365	0.369	-
	Left side	10	190	836.5	31.0	30.95	101.16%	0.095	0.096	-

WCDMA Band V

Mode	Position	Distance (mm)	CH	Freq. (MHz)	Max. Rated Avg. Power + Max. Tolerance (dBm)	Measured Avg. Power (dBm)	Scaling	Averaged SAR over 1g (W/kg)		Plot page
								Measured	Reported	
WCDMA Band V	Front side	10	4132	826.4	23.5	23.18	107.65%	0.492	0.530	-
	Front side	10	4183	836.6	23.5	23.13	108.89%	0.507	0.552	-
	Front side	10	4233	846.6	23.5	23.09	109.90%	0.559	0.614	52
	Back side	10	4132	826.4	23.5	23.18	107.65%	0.452	0.487	-
	Top side	10	4132	826.4	23.5	23.18	107.65%	0.001	0.001	-
	Bottom side	10	4132	826.4	23.5	23.18	107.65%	0.342	0.368	-
	Right side	10	4132	826.4	23.5	23.18	107.65%	0.162	0.174	-
	Left side	10	4132	826.4	23.5	23.18	107.65%	0.111	0.119	-

LTE FDD Band 30

Band	Mode	Bandwidth (MHz)	Modulation	RB Size	RB start	Position	Distance (mm)	CH	Freq. (MHz)	Max. Rated Avg. Power + Max. Tolerance (dBm)	Measured Avg. Power (dBm)	Scaling	Averaged SAR over 1g (W/kg)		Plot page
													Measured	Reported	
LTE Band 30	Hotspot	10MHz	QPSK	1 RB	0	Bottom side	10	27710	2310	21	20.82	104.23%	0.481	0.501	-
					25	Bottom side	10	27710	2310	21	20.91	102.09%	0.495	0.505	-
					49	Front side	10	27710	2310	21	20.98	100.46%	0.421	0.423	-
						Back side	10	27710	2310	21	20.98	100.46%	0.433	0.435	-
						Top side	10	27710	2310	21	20.98	100.46%	0.006	0.006	-
						Bottom side	10	27710	2310	21	20.98	100.46%	0.564	0.567	53
						Right side	10	27710	2310	21	20.98	100.46%	0.043	0.043	-
						Left side	10	27710	2310	21	20.98	100.46%	0.293	0.294	-
				25 RB	25	Front side	10	27710	2310	20	19.88	102.80%	0.341	0.351	-
						Back side	10	27710	2310	20	19.88	102.80%	0.362	0.372	-
						Top side	10	27710	2310	20	19.88	102.80%	0.002	0.002	-
						Bottom side	10	27710	2310	20	19.88	102.80%	0.456	0.469	-
						Right side	10	27710	2310	20	19.88	102.80%	0.034	0.035	-
						Left side	10	27710	2310	20	19.88	102.80%	0.221	0.227	-
				50 RB		Front side	10	27710	2310	20	19.86	103.28%	0.338	0.349	-
						Back side	10	27710	2310	20	19.86	103.28%	0.365	0.377	-
						Top side	10	27710	2310	20	19.86	103.28%	0.004	0.004	-
						Bottom side	10	27710	2310	20	19.86	103.28%	0.451	0.466	-
						Right side	10	27710	2310	20	19.86	103.28%	0.033	0.034	-
						Left side	10	27710	2310	20	19.86	103.28%	0.216	0.223	-

Unless otherwise stated the results shown in this test report refer only to the sample(s) tested and such sample(s) are retained for 90 days only.
除非另有說明，此報告結果僅對測試之樣品負責，同時此樣品僅保留90天。本報告未經本公司書面許可，不可部份複製。
This document is issued by the Company subject to its General Conditions of Service printed overleaf, available on request or accessible at http://www.sgs.com.tw/Terms-and-Conditions and for electronic format documents, subject to Terms and Conditions for Electronic Documents at http://www.sgs.com.tw/Terms-and-Conditions. Attention is drawn to the limitation of liability, indemnification and jurisdiction issues defined therein. Any holder of this document is advised that information contained hereon reflects the Company's findings at the time of its intervention only and within the limits of Client's instructions, if any. The Company's sole responsibility is to its Client and this document does not exonerate parties to a transaction from exercising all their rights and obligations under the transaction documents. This document cannot be reproduced except in full, without prior written approval of the Company. Any unauthorized alteration, forgery or falsification of the content or appearance of this document is unlawful and offenders may be prosecuted to the fullest extent of the law.

Hotspot reduced power
Hotspot_Lower antenna_ normal landscape mode

GPRS850

Mode	Position	Distance (mm)	CH	Freq. (MHz)	Max. Rated Avg. Power + Max. Tolerance (dBm)	Measured Avg. Power (dBm)	Scaling	Averaged SAR over 1g (W/kg)		Plot page
								Measured	Reported	
GPRS 850 <1Dn2Up> (Hotspot)	Front side	10	128	824.2	32.5	30.83	146.89%	0.352	0.517	-
	Front side	10	190	836.5	32.5	30.95	142.89%	0.451	0.644	-
	Front side	10	251	848.8	32.5	30.91	144.21%	0.504	0.727	54
	Back side	10	190	836.5	32.5	30.95	142.89%	0.402	0.574	-
	Top side	10	190	836.5	32.5	30.95	142.89%	0.001	0.002	-
	Bottom side	10	190	836.5	32.5	30.95	142.89%	0.392	0.560	-
	Right side	10	190	836.5	32.5	30.95	142.89%	0.365	0.522	-
	Left side	10	190	836.5	32.5	30.95	142.89%	0.095	0.135	-

LTE FDD Band 30

Band	Mode	Bandwidth (MHz)	Modulation	RB Size	RB start	Position	Distance (mm)	CH	Freq. (MHz)	Max. Rated Avg. Power + Max. Tolerance (dBm)	Measured Avg. Power (dBm)	Scaling	Averaged SAR over 1g (W/kg)		Plot page
													Measured	Reported	
LTE Band 30	Hotspot	10MHz	QPSK	1 RB	0	Bottom side	10	27710	2310	22.5	20.82	147.23%	0.481	0.708	-
					25	Bottom side	10	27710	2310	22.5	20.91	144.21%	0.495	0.714	-
					49	Front side	10	27710	2310	22.5	20.98	141.91%	0.421	0.597	-
						Back side	10	27710	2310	22.5	20.98	141.91%	0.433	0.614	-
						Top side	10	27710	2310	22.5	20.98	141.91%	0.006	0.009	-
						Bottom side	10	27710	2310	22.5	20.98	141.91%	0.564	0.800	55
						Right side	10	27710	2310	22.5	20.98	141.91%	0.043	0.061	-
						Left side	10	27710	2310	22.5	20.98	141.91%	0.293	0.416	-
				25 RB	25	Front side	10	27710	2310	21.5	19.88	145.21%	0.341	0.495	-
						Back side	10	27710	2310	21.5	19.88	145.21%	0.362	0.526	-
						Top side	10	27710	2310	21.5	19.88	145.21%	0.002	0.003	-
						Bottom side	10	27710	2310	21.5	19.88	145.21%	0.456	0.662	-
						Right side	10	27710	2310	21.5	19.88	145.21%	0.034	0.050	-
						Left side	10	27710	2310	21.5	19.88	145.21%	0.221	0.321	-
				50 RB		Front side	10	27710	2310	21.5	19.86	145.88%	0.338	0.493	-
						Back side	10	27710	2310	21.5	19.86	145.88%	0.365	0.532	-
						Top side	10	27710	2310	21.5	19.86	145.88%	0.004	0.006	-
						Bottom side	10	27710	2310	21.5	19.86	145.88%	0.451	0.658	-
						Right side	10	27710	2310	21.5	19.86	145.88%	0.033	0.048	-
						Left side	10	27710	2310	21.5	19.86	145.88%	0.216	0.315	-

Unless otherwise stated the results shown in this test report refer only to the sample(s) tested and such sample(s) are retained for 90 days only.
除非另有說明，此報告結果僅對測試之樣品負責，同時此樣品僅保留90天。本報告未經本公司書面許可，不可部份複製。
This document is issued by the Company subject to its General Conditions of Service printed overleaf, available on request or accessible at http://www.sgs.com.tw/Terms-and-Conditions and for electronic format documents, subject to Terms and Conditions for Electronic Documents at http://www.sgs.com.tw/Terms-and-Conditions. Attention is drawn to the limitation of liability, indemnification and jurisdiction issues defined therein. Any holder of this document is advised that information contained hereon reflects the Company's findings at the time of its intervention only and within the limits of Client's instructions, if any. The Company's sole responsibility is to its Client and this document does not exonerate parties to a transaction from exercising all their rights and obligations under the transaction documents. This document cannot be reproduced except in full, without prior written approval of the Company. Any unauthorized alteration, forgery or falsification of the content or appearance of this document is unlawful and offenders may be prosecuted to the fullest extent of the law.

Hotspot reduced power
Hotspot_Lower antenna_gaming mode

GPRS850

Mode	Position	Distance (mm)	CH	Freq. (MHz)	Max. Rated Avg. Power + Max. Tolerance (dBm)	Measured Avg. Power (dBm)	Scaling	Averaged SAR over 1g (W/kg)		Plot page
								Measured	Reported	
GPRS 850 <1Dn2Up> (Hotspot)	Front side	10	128	824.2	32.0	30.83	130.92%	0.352	0.461	-
	Front side	10	190	836.5	32.0	30.95	127.35%	0.451	0.574	-
	Front side	10	251	848.8	32.0	30.91	128.53%	0.504	0.648	56
	Back side	10	190	836.5	32.0	30.95	127.35%	0.402	0.512	-
	Top side	10	190	836.5	32.0	30.95	127.35%	0.001	0.001	-
	Bottom side	10	190	836.5	32.0	30.95	127.35%	0.392	0.499	-
	Right side	10	190	836.5	32.0	30.95	127.35%	0.365	0.465	-
	Left side	10	190	836.5	32.0	30.95	127.35%	0.095	0.120	-

WCDMA Band V

Mode	Position	Distance (mm)	CH	Freq. (MHz)	Max. Rated Avg. Power + Max. Tolerance (dBm)	Measured Avg. Power (dBm)	Scaling	Averaged SAR over 1g (W/kg)		Plot page
								Measured	Reported	
WCDMA Band V	Front side	10	4132	826.4	24.0	23.18	120.78%	0.464	0.560	-
	Front side	10	4183	836.6	24.0	23.13	122.18%	0.463	0.566	-
	Front side	10	4233	846.6	24.0	23.09	123.31%	0.517	0.638	57
	Back side	10	4132	826.4	24.0	23.18	120.78%	0.468	0.565	-
	Top side	10	4132	826.4	24.0	23.18	120.78%	0.001	0.002	-
	Bottom side	10	4132	826.4	24.0	23.18	120.78%	0.316	0.382	-
	Right side	10	4132	826.4	24.0	23.18	120.78%	0.156	0.188	-
	Left side	10	4132	826.4	24.0	23.18	120.78%	0.105	0.127	-

LTE FDD Band 30

Band	Mode	Bandwidth (MHz)	Modulation	RB Size	RB start	Position	Distance (mm)	CH	Freq. (MHz)	Max. Rated Avg. Power + Max. Tolerance (dBm)	Measured Avg. Power (dBm)	Scaling	Averaged SAR over 1g (W/kg)		Plot page
													Measured	Reported	
LTE Band 30	Hotspot	10MHz	QPSK	1 RB	0	Bottom side	10	27710	2310	21.5	20.82	116.95%	0.481	0.563	-
					25	Bottom side	10	27710	2310	21.5	20.91	114.55%	0.495	0.567	-
					49	Front side	10	27710	2310	21.5	20.98	112.72%	0.421	0.475	-
						Back side	10	27710	2310	21.5	20.98	112.72%	0.433	0.488	-
						Top side	10	27710	2310	21.5	20.98	112.72%	0.006	0.007	-
						Bottom side	10	27710	2310	21.5	20.98	112.72%	0.564	0.636	58
						Right side	10	27710	2310	21.5	20.98	112.72%	0.043	0.049	-
						Left side	10	27710	2310	21.5	20.98	112.72%	0.293	0.330	-
				25 RB	25	Front side	10	27710	2310	20.5	19.88	115.35%	0.341	0.393	-
						Back side	10	27710	2310	20.5	19.88	115.35%	0.362	0.418	-
						Top side	10	27710	2310	20.5	19.88	115.35%	0.002	0.002	-
						Bottom side	10	27710	2310	20.5	19.88	115.35%	0.456	0.526	-
						Right side	10	27710	2310	20.5	19.88	115.35%	0.034	0.039	-
						Left side	10	27710	2310	20.5	19.88	115.35%	0.221	0.255	-
				50 RB		Front side	10	27710	2310	20.5	19.86	115.88%	0.338	0.392	-
						Back side	10	27710	2310	20.5	19.86	115.88%	0.365	0.423	-
						Top side	10	27710	2310	20.5	19.86	115.88%	0.004	0.005	-
						Bottom side	10	27710	2310	20.5	19.86	115.88%	0.451	0.523	-
						Right side	10	27710	2310	20.5	19.86	115.88%	0.033	0.038	-
						Left side	10	27710	2310	20.5	19.86	115.88%	0.216	0.250	-

Unless otherwise stated the results shown in this test report refer only to the sample(s) tested and such sample(s) are retained for 90 days only.
除非另有說明，此報告結果僅對測試之樣品負責，同時此樣品僅保留90天。本報告未經本公司書面許可，不可部份複製。
This document is issued by the Company subject to its General Conditions of Service printed overleaf, available on request or accessible at http://www.sgs.com.tw/Terms-and-Conditions and for electronic format documents, subject to Terms and Conditions for Electronic Documents at http://www.sgs.com.tw/Terms-and-Conditions. Attention is drawn to the limitation of liability, indemnification and jurisdiction issues defined therein. Any holder of this document is advised that information contained hereon reflects the Company's findings at the time of its intervention only and within the limits of Client's instructions, if any. The Company's sole responsibility is to its Client and this document does not exonerate parties to a transaction from exercising all their rights and obligations under the transaction documents. This document cannot be reproduced except in full, without prior written approval of the Company. Any unauthorized alteration, forgery or falsification of the content or appearance of this document is unlawful and offenders may be prosecuted to the fullest extent of the law.

Inter-band

Head_Upper antenna_without WLAN

LTE FDD Band 12

Band	Mode	Bandwidth (MHz)	Modulation	RB Size	RB start	Position	Distance (mm)	CH	Freq. (MHz)	Max. Rated Avg. Power + Max. Tolerance (dBm)	Measured Avg. Power (dBm)	Scaling	Averaged SAR over 1g (W/kg)		Plot page
													Measured	Reported	
LTE Band 12	Head	10MHz	QPSK	1 RB	0	RE Cheek	-	23060	704	21.5	21.30	104.71%	0.345	0.361	59
						RE Cheek	-	23095	707.5	21.5	21.38	102.80%	0.331	0.340	-
						RE Cheek	-	23130	711	21.5	21.46	100.93%	0.312	0.315	-
						RE Tilt	-	23130	711	21.5	21.46	100.93%	0.235	0.237	-
						LE Cheek	-	23130	711	21.5	21.46	100.93%	0.267	0.269	-
						LE Tilt	-	23130	711	21.5	21.46	100.93%	0.172	0.174	-
				25 RB	25	RE Cheek	-	23095	707.5	20.5	20.44	101.39%	0.232	0.235	-
						RE Tilt	-	23095	707.5	20.5	20.44	101.39%	0.156	0.158	-
						LE Cheek	-	23095	707.5	20.5	20.44	101.39%	0.187	0.190	-
						LE Tilt	-	23095	707.5	20.5	20.44	101.39%	0.142	0.144	-
				50 RB		RE Cheek	-	23060	704	20.5	20.41	102.09%	0.221	0.226	-
						RE Tilt	-	23060	704	20.5	20.41	102.09%	0.167	0.170	-
						LE Cheek	-	23060	704	20.5	20.41	102.09%	0.181	0.185	-
						LE Tilt	-	23060	704	20.5	20.41	102.09%	0.132	0.135	-

LTE FDD Band 26

Band	Mode	Bandwidth (MHz)	Modulation	RB Size	RB start	Position	Distance (mm)	CH	Freq. (MHz)	Max. Rated Avg. Power + Max. Tolerance (dBm)	Measured Avg. Power (dBm)	Scaling	Averaged SAR over 1g (W/kg)		Plot page
													Measured	Reported	
LTE Band 26	Head	15MHz	QPSK	1 RB	0	RE Cheek	-	26765	821.5	21.5	21.46	100.93%	0.511	0.516	60
						RE Cheek	-	26865	831.5	21.5	21.39	102.57%	0.502	0.515	-
						RE Cheek	-	26965	841.5	21.5	21.33	103.99%	0.482	0.501	-
						RE Tilt	-	26765	821.5	21.5	21.46	100.93%	0.321	0.324	-
						LE Cheek	-	26765	821.5	21.5	21.46	100.93%	0.366	0.369	-
						LE Tilt	-	26765	821.5	21.5	21.46	100.93%	0.309	0.312	-
				36 RB	18	RE Cheek	-	26765	821.5	20.5	20.48	100.46%	0.367	0.369	-
						RE Tilt	-	26765	821.5	20.5	20.48	100.46%	0.242	0.243	-
						LE Cheek	-	26765	821.5	20.5	20.48	100.46%	0.302	0.303	-
						LE Tilt	-	26765	821.5	20.5	20.48	100.46%	0.242	0.243	-
				75 RB		RE Cheek	-	26765	821.5	20.5	20.36	103.28%	0.372	0.384	-
						RE Tilt	-	26765	821.5	20.5	20.36	103.28%	0.263	0.272	-
						LE Cheek	-	26765	821.5	20.5	20.36	103.28%	0.301	0.311	-
						LE Tilt	-	26765	821.5	20.5	20.36	103.28%	0.242	0.250	-

Unless otherwise stated the results shown in this test report refer only to the sample(s) tested and such sample(s) are retained for 90 days only.
除非另有說明，此報告結果僅對測試之樣品負責，同時此樣品僅保留90天。本報告未經本公司書面許可，不可部份複製。
This document is issued by the Company subject to its General Conditions of Service printed overleaf, available on request or accessible at http://www.sgs.com.tw/Terms-and-Conditions and for electronic format documents, subject to Terms and Conditions for Electronic Documents at http://www.sgs.com.tw/Terms-and-Conditions. Attention is drawn to the limitation of liability, indemnification and jurisdiction issues defined therein. Any holder of this document is advised that information contained hereon reflects the Company's findings at the time of its intervention only and within the limits of Client's instructions, if any. The Company's sole responsibility is to its Client and this document does not exonerate parties to a transaction from exercising all their rights and obligations under the transaction documents. This document cannot be reproduced except in full, without prior written approval of the Company. Any unauthorized alteration, forgery or falsification of the content or appearance of this document is unlawful and offenders may be prosecuted to the fullest extent of the law.

Head_Lower antenna_without WLAN

LTE FDD Band 12

Band	Mode	Bandwidth (MHz)	Modulation	RB Size	RB start	Position	Distance (mm)	CH	Freq. (MHz)	Max. Rated Avg. Power + Max. Tolerance (dBm)	Measured Avg. Power (dBm)	Scaling	Averaged SAR over 1g (W/kg)		Plot page
													Measured	Reported	
LTE Band 12	Head	10MHz	QPSK	1 RB	0	RE Cheek	-	23060	704	21.5	21.30	104.71%	0.082	0.086	61
						RE Cheek	-	23095	707.5	21.5	21.38	102.80%	0.075	0.077	-
						RE Cheek	-	23130	711	21.5	21.46	100.93%	0.062	0.063	-
						RE Tilt	-	23130	711	21.5	21.46	100.93%	0.032	0.032	-
						LE Cheek	-	23130	711	21.5	21.46	100.93%	0.044	0.045	-
						LE Tilt	-	23130	711	21.5	21.46	100.93%	0.012	0.012	-
				25 RB	25	RE Cheek	-	23095	707.5	20.5	20.44	101.39%	0.051	0.052	-
						RE Tilt	-	23095	707.5	20.5	20.44	101.39%	0.023	0.023	-
						LE Cheek	-	23095	707.5	20.5	20.44	101.39%	0.033	0.034	-
						LE Tilt	-	23095	707.5	20.5	20.44	101.39%	0.007	0.007	-
				50 RB		RE Cheek	-	23060	704	20.5	20.41	102.09%	0.045	0.046	-
						RE Tilt	-	23060	704	20.5	20.41	102.09%	0.021	0.022	-
						LE Cheek	-	23060	704	20.5	20.41	102.09%	0.031	0.032	-
						LE Tilt	-	23060	704	20.5	20.41	102.09%	0.011	0.011	-

LTE FDD Band 25

Band	Mode	Bandwidth (MHz)	Modulation	RB Size	RB start	Position	Distance (mm)	CH	Freq. (MHz)	Max. Rated Avg. Power + Max. Tolerance (dBm)	Measured Avg. Power (dBm)	Scaling	Averaged SAR over 1g (W/kg)		Plot page
													Measured	Reported	
LTE Band 25	Head	20MHz	QPSK	1 RB	0	RE Cheek	-	26140	1860	19	18.96	100.93%	0.115	0.116	-
						RE Tilt	-	26140	1860	19	18.96	100.93%	0.067	0.068	-
						LE Cheek	-	26140	1860	19	18.96	100.93%	0.134	0.135	-
						LE Cheek	-	26365	1882.5	19	18.77	105.44%	0.145	0.153	-
						LE Cheek	-	26590	1905	19	18.88	102.80%	0.168	0.173	62
						LE Tilt	-	26140	1860	19	18.96	100.93%	0.077	0.077	-
				50 RB	0	RE Cheek	-	26140	1860	18	17.92	101.86%	0.086	0.088	-
						RE Tilt	-	26140	1860	18	17.92	101.86%	0.042	0.043	-
						LE Cheek	-	26140	1860	18	17.92	101.86%	0.108	0.110	-
						LE Tilt	-	26140	1860	18	17.92	101.86%	0.059	0.060	-
				100 RB		RE Cheek	-	26365	1882.5	18	17.82	104.23%	0.082	0.085	-
						RE Tilt	-	26365	1882.5	18	17.82	104.23%	0.044	0.045	-
						LE Cheek	-	26365	1882.5	18	17.82	104.23%	0.095	0.098	-
						LE Tilt	-	26365	1882.5	18	17.82	104.23%	0.054	0.057	-

LTE FDD Band 26

Band	Mode	Bandwidth (MHz)	Modulation	RB Size	RB start	Position	Distance (mm)	CH	Freq. (MHz)	Max. Rated Avg. Power + Max. Tolerance (dBm)	Measured Avg. Power (dBm)	Scaling	Averaged SAR over 1g (W/kg)		Plot page
													Measured	Reported	
LTE Band 26	Head	15MHz	QPSK	1 RB	0	RE Cheek	-	26765	821.5	21.5	21.46	100.93%	0.071	0.071	63
						RE Cheek	-	26865	831.5	21.5	21.39	102.57%	0.063	0.065	-
						RE Cheek	-	26965	841.5	21.5	21.33	103.99%	0.066	0.068	-
						RE Tilt	-	26765	821.5	21.5	21.46	100.93%	0.040	0.041	-
						LE Cheek	-	26765	821.5	21.5	21.46	100.93%	0.045	0.046	-
						LE Tilt	-	26765	821.5	21.5	21.46	100.93%	0.025	0.025	-
				36 RB	18	RE Cheek	-	26765	821.5	20.5	20.48	100.46%	0.055	0.056	-
						RE Tilt	-	26765	821.5	20.5	20.48	100.46%	0.031	0.031	-
						LE Cheek	-	26765	821.5	20.5	20.48	100.46%	0.036	0.036	-
						LE Tilt	-	26765	821.5	20.5	20.48	100.46%	0.021	0.021	-
				75 RB		RE Cheek	-	26765	821.5	20.5	20.36	103.28%	0.052	0.054	-
						RE Tilt	-	26765	821.5	20.5	20.36	103.28%	0.030	0.031	-
						LE Cheek	-	26765	821.5	20.5	20.36	103.28%	0.032	0.033	-
						LE Tilt	-	26765	821.5	20.5	20.36	103.28%	0.017	0.018	-

LTE FDD Band 66

Band	Mode	Bandwidth (MHz)	Modulation	RB Size	RB start	Position	Distance (mm)	CH	Freq. (MHz)	Max. Rated Avg. Power + Max. Tolerance (dBm)	Measured Avg. Power (dBm)	Scaling	Averaged SAR over 1g (W/kg)		Plot page
													Measured	Reported	
LTE Band 66	Head	20MHz	QPSK	1 RB	0	RE Cheek	-	132322	1745	20	19.97	100.69%	0.121	0.122	-
						RE Tilt	-	132322	1745	20	19.97	100.69%	0.082	0.083	-
						LE Cheek	-	132072	1720	20	19.91	102.09%	0.132	0.135	-
						LE Cheek	-	132322	1745	20	19.97	100.69%	0.143	0.144	-
						LE Cheek	-	132572	1770	20	19.93	101.62%	0.171	0.174	64
						LE Tilt	-	132322	1745	20	19.97	100.69%	0.106	0.107	-
				50 RB	25	RE Cheek	-	132572	1770	19	18.92	101.86%	0.096	0.098	-
						RE Tilt	-	132572	1770	19	18.92	101.86%	0.063	0.064	-
						LE Cheek	-	132572	1770	19	18.92	101.86%	0.105	0.107	-
						LE Tilt	-	132572	1770	19	18.92	101.86%	0.075	0.077	-
				100 RB		RE Cheek	-	132072	1720	19	18.87	103.04%	0.090	0.093	-
						RE Tilt	-	132072	1720	19	18.87	103.04%	0.067	0.069	-
						LE Cheek	-	132072	1720	19	18.87	103.04%	0.102	0.105	-
						LE Tilt	-	132072	1720	19	18.87	103.04%	0.084	0.087	-

Unless otherwise stated the results shown in this test report refer only to the sample(s) tested and such sample(s) are retained for 90 days only.
除非另有說明，此報告結果僅對測試之樣品負責，同時此樣品僅保留90天。本報告未經本公司書面許可，不可部份複製。
This document is issued by the Company subject to its General Conditions of Service printed overleaf, available on request or accessible at http://www.sgs.com.tw/Terms-and-Conditions and for electronic format documents, subject to Terms and Conditions for Electronic Documents at http://www.sgs.com.tw/Terms-and-Conditions. Attention is drawn to the limitation of liability, indemnification and jurisdiction issues defined therein. Any holder of this document is advised that information contained hereon reflects the Company's findings at the time of its intervention only and within the limits of Client's instructions, if any. The Company's sole responsibility is to its Client and this document does not exonerate parties to a transaction from exercising all their rights and obligations under the transaction documents. This document cannot be reproduced except in full, without prior written approval of the Company. Any unauthorized alteration, forgery or falsification of the content or appearance of this document is unlawful and offenders may be prosecuted to the fullest extent of the law.

Hotspot_Upper antenna

LTE FDD Band 12

Band	Mode	Bandwidth (MHz)	Modulation	RB Size	RB start	Position	Distance (mm)	CH	Freq. (MHz)	Max. Rated Avg. Power + Max. Tolerance (dBm)	Measured Avg. Power (dBm)	Scaling	Averaged SAR over 1g (W/kg)		Plot page
													Measured	Reported	
LTE Band 12	Hotspot	10MHz	QPSK	1 RB	0	Front side	10	23060	704	21.5	21.30	104.71%	0.087	0.091	65
						Front side	10	23095	707.5	21.5	21.38	102.80%	0.083	0.086	-
						Front side	10	23130	711	21.5	21.46	100.93%	0.075	0.075	-
						Back side	10	23130	711	21.5	21.46	100.93%	0.070	0.071	-
						Top side	10	23130	711	21.5	21.46	100.93%	0.062	0.062	-
						Bottom side	10	23130	711	21.5	21.46	100.93%	0.001	0.001	-
						Right side	10	23130	711	21.5	21.46	100.93%	0.051	0.052	-
						Left side	10	23130	711	21.5	21.46	100.93%	0.004	0.004	-
				25 RB	25	Front side	10	23095	707.5	20.5	20.44	101.39%	0.083	0.084	-
						Back side	10	23095	707.5	20.5	20.44	101.39%	0.065	0.066	-
						Top side	10	23095	707.5	20.5	20.44	101.39%	0.057	0.058	-
						Bottom side	10	23095	707.5	20.5	20.44	101.39%	0.001	0.001	-
						Right side	10	23095	707.5	20.5	20.44	101.39%	0.045	0.046	-
						Left side	10	23095	707.5	20.5	20.44	101.39%	0.003	0.003	-
				50 RB		Front side	10	23060	704	20.5	20.41	102.09%	0.081	0.083	-
						Back side	10	23060	704	20.5	20.41	102.09%	0.061	0.062	-
						Top side	10	23060	704	20.5	20.41	102.09%	0.052	0.053	-
						Bottom side	10	23060	704	20.5	20.41	102.09%	0.001	0.001	-
						Right side	10	23060	704	20.5	20.41	102.09%	0.051	0.052	-
						Left side	10	23060	704	20.5	20.41	102.09%	0.003	0.003	-

LTE FDD Band 26

Band	Mode	Bandwidth (MHz)	Modulation	RB Size	RB start	Position	Distance (mm)	CH	Freq. (MHz)	Max. Rated Avg. Power + Max. Tolerance (dBm)	Measured Avg. Power (dBm)	Scaling	Averaged SAR over 1g (W/kg)		Plot page
													Measured	Reported	
LTE Band 26	Hotspot	15MHz	QPSK	1 RB	0	Front side	10	26765	821.5	21.5	21.46	100.93%	0.161	0.162	66
						Front side	10	26865	831.5	21.5	21.39	102.57%	0.152	0.156	-
						Front side	10	26965	841.5	21.5	21.33	103.99%	0.144	0.150	-
						Back side	10	26765	821.5	21.5	21.46	100.93%	0.122	0.123	-
						Top side	10	26765	821.5	21.5	21.46	100.93%	0.101	0.102	-
						Bottom side	10	26765	821.5	21.5	21.46	100.93%	0.001	0.001	-
						Right side	10	26765	821.5	21.5	21.46	100.93%	0.065	0.066	-
						Left side	10	26765	821.5	21.5	21.46	100.93%	0.051	0.052	-
				36 RB	18	Front side	10	26765	821.5	20.5	20.48	100.46%	0.102	0.102	-
						Back side	10	26765	821.5	20.5	20.48	100.46%	0.098	0.099	-
						Top side	10	26765	821.5	20.5	20.48	100.46%	0.094	0.095	-
						Bottom side	10	26765	821.5	20.5	20.48	100.46%	0.001	0.001	-
						Right side	10	26765	821.5	20.5	20.48	100.46%	0.060	0.060	-
						Left side	10	26765	821.5	20.5	20.48	100.46%	0.043	0.043	-
				75 RB		Front side	10	26765	821.5	20.5	20.36	103.28%	0.098	0.101	-
						Back side	10	26765	821.5	20.5	20.36	103.28%	0.063	0.065	-
						Top side	10	26765	821.5	20.5	20.36	103.28%	0.075	0.078	-
						Bottom side	10	26765	821.5	20.5	20.36	103.28%	0.001	0.001	-
						Right side	10	26765	821.5	20.5	20.36	103.28%	0.061	0.063	-
						Left side	10	26765	821.5	20.5	20.36	103.28%	0.038	0.039	-

Unless otherwise stated the results shown in this test report refer only to the sample(s) tested and such sample(s) are retained for 90 days only.
除非另有說明，此報告結果僅對測試之樣品負責，同時此樣品僅保留90天。本報告未經本公司書面許可，不可部份複製。
This document is issued by the Company subject to its General Conditions of Service printed overleaf, available on request or accessible at http://www.sgs.com.tw/Terms-and-Conditions and for electronic format documents, subject to Terms and Conditions for Electronic Documents at http://www.sgs.com.tw/Terms-and-Conditions. Attention is drawn to the limitation of liability, indemnification and jurisdiction issues defined therein. Any holder of this document is advised that information contained hereon reflects the Company's findings at the time of its intervention only and within the limits of Client's instructions, if any. The Company's sole responsibility is to its Client and this document does not exonerate parties to a transaction from exercising all their rights and obligations under the transaction documents. This document cannot be reproduced except in full, without prior written approval of the Company. Any unauthorized alteration, forgery or falsification of the content or appearance of this document is unlawful and offenders may be prosecuted to the fullest extent of the law.

Hotspot_Lower antenna

LTE FDD Band 12

Band	Mode	Bandwidth (MHz)	Modulation	RB Size	RB start	Position	Distance (mm)	CH	Freq. (MHz)	Max. Rated Avg. Power + Max. Tolerance (dBm)	Measured Avg. Power (dBm)	Scaling	Averaged SAR over 1g (W/kg)		Plot page
													Measured	Reported	
LTE Band 12	Hotspot	10MHz	QPSK	1 RB	0	Front side	10	23060	704	21.5	21.30	104.71%	0.142	0.149	67
						Front side	10	23095	707.5	21.5	21.38	102.80%	0.132	0.136	-
						Front side	10	23130	711	21.5	21.46	100.93%	0.137	0.138	-
						Back side	10	23130	711	21.5	21.46	100.93%	0.121	0.122	-
						Top side	10	23130	711	21.5	21.46	100.93%	0.001	0.001	-
						Bottom side	10	23130	711	21.5	21.46	100.93%	0.112	0.113	-
						Right side	10	23130	711	21.5	21.46	100.93%	0.002	0.002	-
						Left side	10	23130	711	21.5	21.46	100.93%	0.002	0.002	-
				25 RB	25	Front side	10	23095	707.5	20.5	20.44	101.39%	0.092	0.094	-
						Back side	10	23095	707.5	20.5	20.44	101.39%	0.090	0.091	-
						Top side	10	23095	707.5	20.5	20.44	101.39%	0.001	0.001	-
						Bottom side	10	23095	707.5	20.5	20.44	101.39%	0.081	0.082	-
						Right side	10	23095	707.5	20.5	20.44	101.39%	0.002	0.002	-
						Left side	10	23095	707.5	20.5	20.44	101.39%	0.002	0.002	-
				50 RB		Front side	10	23060	704	20.5	20.41	102.09%	0.091	0.093	-
						Back side	10	23060	704	20.5	20.41	102.09%	0.088	0.089	-
						Top side	10	23060	704	20.5	20.41	102.09%	0.001	0.001	-
						Bottom side	10	23060	704	20.5	20.41	102.09%	0.082	0.084	-
						Right side	10	23060	704	20.5	20.41	102.09%	0.002	0.002	-
						Left side	10	23060	704	20.5	20.41	102.09%	0.002	0.002	-

LTE FDD Band 25

Band	Mode	Bandwidth (MHz)	Modulation	RB Size	RB start	Position	Distance (mm)	CH	Freq. (MHz)	Max. Rated Avg. Power + Max. Tolerance (dBm)	Measured Avg. Power (dBm)	Scaling	Averaged SAR over 1g (W/kg)		Plot page
													Measured	Reported	
LTE Band 25	Hotspot	20MHz	QPSK	1 RB	0	Front side	10	26140	1860	19	18.96	100.93%	0.271	0.274	-
						Back side	10	26140	1860	19	18.96	100.93%	0.300	0.303	-
						Top side	10	26140	1860	19	18.96	100.93%	0.001	0.001	-
						Bottom side	10	26140	1860	19	18.96	100.93%	0.589	0.594	-
						Bottom side	10	26365	1882.5	19	18.77	105.44%	0.678	0.715	-
						Bottom side	10	26590	1905	19	18.88	102.80%	0.721	0.741	68
						Right side	10	26140	1860	19	18.96	100.93%	0.006	0.006	-
						Left side	10	26140	1860	19	18.96	100.93%	0.142	0.143	-
				50 RB	0	Front side	10	26140	1860	18	17.92	101.86%	0.205	0.209	-
						Back side	10	26140	1860	18	17.92	101.86%	0.218	0.222	-
						Top side	10	26140	1860	18	17.92	101.86%	0.001	0.001	-
						Bottom side	10	26140	1860	18	17.92	101.86%	0.502	0.511	-
						Right side	10	26140	1860	18	17.92	101.86%	0.003	0.003	-
						Left side	10	26140	1860	18	17.92	101.86%	0.092	0.094	-
				100 RB		Front side	10	26365	1882.5	18	17.82	104.23%	0.201	0.210	-
						Back side	10	26365	1882.5	18	17.82	104.23%	0.212	0.221	-
						Top side	10	26365	1882.5	18	17.82	104.23%	0.001	0.001	-
						Bottom side	10	26365	1882.5	18	17.82	104.23%	0.522	0.544	-
						Right side	10	26365	1882.5	18	17.82	104.23%	0.002	0.002	-
						Left side	10	26365	1882.5	18	17.82	104.23%	0.088	0.091	-

Unless otherwise stated the results shown in this test report refer only to the sample(s) tested and such sample(s) are retained for 90 days only.
除非另有說明，此報告結果僅對測試之樣品負責，同時此樣品僅保留90天。本報告未經本公司書面許可，不可部份複製。
This document is issued by the Company subject to its General Conditions of Service printed overleaf, available on request or accessible at http://www.sgs.com.tw/Terms-and-Conditions and for electronic format documents, subject to Terms and Conditions for Electronic Documents at http://www.sgs.com.tw/Terms-and-Conditions. Attention is drawn to the limitation of liability, indemnification and jurisdiction issues defined therein. Any holder of this document is advised that information contained hereon reflects the Company's findings at the time of its intervention only and within the limits of Client's instructions, if any. The Company's sole responsibility is to its Client and this document does not exonerate parties to a transaction from exercising all their rights and obligations under the transaction documents. This document cannot be reproduced except in full, without prior written approval of the Company. Any unauthorized alteration, forgery or falsification of the content or appearance of this document is unlawful and offenders may be prosecuted to the fullest extent of the law.

LTE FDD Band 26

Band	Mode	Bandwidth (MHz)	Modulation	RB Size	RB start	Position	Distance (mm)	CH	Freq. (MHz)	Max. Rated Avg. Power + Max. Tolerance (dBm)	Measured Avg. Power (dBm)	Scaling	Averaged SAR over 1g (W/kg)		Plot page
													Measured	Reported	
LTE Band 26	Hotspot	15MHz	QPSK	1 RB	0	Front side	10	26765	821.5	21.5	21.46	100.93%	0.249	0.251	69
						Front side	10	26865	831.5	21.5	21.39	102.57%	0.231	0.237	-
						Front side	10	26965	841.5	21.5	21.33	103.99%	0.232	0.241	-
						Back side	10	26765	821.5	21.5	21.46	100.93%	0.231	0.233	-
						Top side	10	26765	821.5	21.5	21.46	100.93%	0.003	0.003	-
						Bottom side	10	26765	821.5	21.5	21.46	100.93%	0.212	0.214	-
						Right side	10	26765	821.5	21.5	21.46	100.93%	0.162	0.163	-
						Left side	10	26765	821.5	21.5	21.46	100.93%	0.037	0.038	-
				36 RB	18	Front side	10	26765	821.5	20.5	20.48	100.46%	0.188	0.189	-
						Back side	10	26765	821.5	20.5	20.48	100.46%	0.182	0.183	-
						Top side	10	26765	821.5	20.5	20.48	100.46%	0.002	0.002	-
						Bottom side	10	26765	821.5	20.5	20.48	100.46%	0.161	0.162	-
						Right side	10	26765	821.5	20.5	20.48	100.46%	0.132	0.133	-
						Left side	10	26765	821.5	20.5	20.48	100.46%	0.027	0.027	-
				75 RB		Front side	10	26765	821.5	20.5	20.36	103.28%	0.172	0.178	-
						Back side	10	26765	821.5	20.5	20.36	103.28%	0.165	0.170	-
						Top side	10	26765	821.5	20.5	20.36	103.28%	0.002	0.002	-
						Bottom side	10	26765	821.5	20.5	20.36	103.28%	0.154	0.159	-
						Right side	10	26765	821.5	20.5	20.36	103.28%	0.122	0.126	-
						Left side	10	26765	821.5	20.5	20.36	103.28%	0.024	0.025	-

LTE FDD Band 66

Band	Mode	Bandwidth (MHz)	Modulation	RB Size	RB start	Position	Distance (mm)	CH	Freq. (MHz)	Max. Rated Avg. Power + Max. Tolerance (dBm)	Measured Avg. Power (dBm)	Scaling	Averaged SAR over 1g (W/kg)		Plot page
													Measured	Reported	
LTE Band 66	Hotspot	20MHz	QPSK	1 RB	0	Front side	10	132322	1745	20	19.97	100.69%	0.172	0.173	-
						Back side	10	132322	1745	20	19.97	100.69%	0.245	0.247	-
						Top side	10	132322	1745	20	19.97	100.69%	0.004	0.004	-
						Bottom side	10	132072	1720	20	19.91	102.09%	0.602	0.615	-
						Bottom side	10	132322	1745	20	19.97	100.69%	0.658	0.663	-
						Bottom side	10	132572	1770	20	19.93	101.62%	0.722	0.734	70
						Right side	10	132322	1745	20	19.97	100.69%	0.051	0.052	-
						Left side	10	132322	1745	20	19.97	100.69%	0.091	0.092	-
				50 RB	25	Front side	10	132572	1770	19	18.92	101.86%	0.135	0.138	-
						Back side	10	132572	1770	19	18.92	101.86%	0.186	0.189	-
						Top side	10	132572	1770	19	18.92	101.86%	0.002	0.002	-
						Bottom side	10	132572	1770	19	18.92	101.86%	0.543	0.553	-
						Right side	10	132572	1770	19	18.92	101.86%	0.037	0.038	-
						Left side	10	132572	1770	19	18.92	101.86%	0.069	0.070	-
				100 RB		Front side	10	132072	1720	19	18.87	103.04%	0.123	0.127	-
						Back side	10	132072	1720	19	18.87	103.04%	0.171	0.176	-
						Top side	10	132072	1720	19	18.87	103.04%	0.002	0.002	-
						Bottom side	10	132072	1720	19	18.87	103.04%	0.532	0.548	-
						Right side	10	132072	1720	19	18.87	103.04%	0.034	0.035	-
						Left side	10	132072	1720	19	18.87	103.04%	0.066	0.068	-

Unless otherwise stated the results shown in this test report refer only to the sample(s) tested and such sample(s) are retained for 90 days only.
除非另有說明，此報告結果僅對測試之樣品負責，同時此樣品僅保留90天。本報告未經本公司書面許可，不可部份複製。
This document is issued by the Company subject to its General Conditions of Service printed overleaf, available on request or accessible at http://www.sgs.com.tw/Terms-and-Conditions and for electronic format documents, subject to Terms and Conditions for Electronic Documents at http://www.sgs.com.tw/Terms-and-Conditions. Attention is drawn to the limitation of liability, indemnification and jurisdiction issues defined therein. Any holder of this document is advised that information contained hereon reflects the Company's findings at the time of its intervention only and within the limits of Client's instructions, if any. The Company's sole responsibility is to its Client and this document does not exonerate parties to a transaction from exercising all their rights and obligations under the transaction documents. This document cannot be reproduced except in full, without prior written approval of the Company. Any unauthorized alteration, forgery or falsification of the content or appearance of this document is unlawful and offenders may be prosecuted to the fullest extent of the law.

Head_Upper antenna_reduced power

LTE FDD Band 26

Band	Mode	Bandwidth (MHz)	Modulation	RB Size	RB start	Position	Distance (mm)	CH	Freq. (MHz)	Max. Rated Avg. Power + Max. Tolerance (dBm)	Measured Avg. Power (dBm)	Scaling	Averaged SAR over 1g (W/kg)		Plot page
													Measured	Reported	
LTE Band 26	Head	15MHz	QPSK	1 RB	0	RE Cheek	-	26765	821.5	20.5	20.46	100.93%	0.403	0.407	71
						RE Cheek	-	26865	831.5	20.5	20.39	102.57%	0.378	0.388	-
						RE Cheek	-	26965	841.5	20.5	20.33	103.99%	0.365	0.380	-
						RE Tilt	-	26765	821.5	20.5	20.46	100.93%	0.252	0.254	-
						LE Cheek	-	26765	821.5	20.5	20.46	100.93%	0.292	0.295	-
						LE Tilt	-	26765	821.5	20.5	20.46	100.93%	0.222	0.224	-
				36 RB	18	RE Cheek	-	26765	821.5	19.5	19.46	100.93%	0.291	0.294	-
						RE Tilt	-	26765	821.5	19.5	19.46	100.93%	0.192	0.194	-
						LE Cheek	-	26765	821.5	19.5	19.46	100.93%	0.241	0.243	-
						LE Tilt	-	26765	821.5	19.5	19.46	100.93%	0.145	0.146	-
				75 RB		RE Cheek	-	26765	821.5	19.5	19.36	103.28%	0.303	0.313	-
						RE Tilt	-	26765	821.5	19.5	19.36	103.28%	0.212	0.219	-
						LE Cheek	-	26765	821.5	19.5	19.36	103.28%	0.243	0.251	-
						LE Tilt	-	26765	821.5	19.5	19.36	103.28%	0.192	0.198	-

ENDC-LTE_without WLAN

Head_Upper antenna

LTE FDD Band 5

Band	Mode	Bandwidth (MHz)	Modulation	RB Size	RB start	Position	Distance (mm)	CH	Freq. (MHz)	Max. Rated Avg. Power + Max. Tolerance (dBm)	Measured Avg. Power (dBm)	Scaling	Averaged SAR over 1g (W/kg)		Plot page
													Measured	Reported	
LTE Band 5	Head	10MHz	QPSK	1 RB	0	RE Cheek	-	20450	829	21.5	21.47	100.69%	0.510	0.514	72
						RE Cheek	-	20525	836.5	21.5	21.39	102.57%	0.492	0.505	-
						RE Cheek	-	20600	844	21.5	21.32	104.23%	0.466	0.486	-
						RE Tilt	-	20450	829	21.5	21.47	100.69%	0.311	0.313	-
						LE Cheek	-	20450	829	21.5	21.47	100.69%	0.364	0.367	-
						LE Tilt	-	20450	829	21.5	21.47	100.69%	0.306	0.308	-
				25 RB	12	RE Cheek	-	20450	829	20.5	20.29	104.95%	0.401	0.421	-
						RE Tilt	-	20450	829	20.5	20.29	104.95%	0.244	0.256	-
						LE Cheek	-	20450	829	20.5	20.29	104.95%	0.271	0.284	-
						LE Tilt	-	20450	829	20.5	20.29	104.95%	0.244	0.256	-
				50 RB		RE Cheek	-	20450	829	20.5	20.45	101.16%	0.405	0.410	-
						RE Tilt	-	20450	829	20.5	20.45	101.16%	0.246	0.249	-
						LE Cheek	-	20450	829	20.5	20.45	101.16%	0.287	0.290	-
						LE Tilt	-	20450	829	20.5	20.45	101.16%	0.239	0.242	-

Unless otherwise stated the results shown in this test report refer only to the sample(s) tested and such sample(s) are retained for 90 days only.
除非另有說明，此報告結果僅對測試之樣品負責，同時此樣品僅保留90天。本報告未經本公司書面許可，不可部份複製。
This document is issued by the Company subject to its General Conditions of Service printed overleaf, available on request or accessible at http://www.sgs.com.tw/Terms-and-Conditions and for electronic format documents, subject to Terms and Conditions for Electronic Documents at http://www.sgs.com.tw/Terms-and-Conditions. Attention is drawn to the limitation of liability, indemnification and jurisdiction issues defined therein. Any holder of this document is advised that information contained hereon reflects the Company's findings at the time of its intervention only and within the limits of Client's instructions, if any. The Company's sole responsibility is to its Client and this document does not exonerate parties to a transaction from exercising all their rights and obligations under the transaction documents. This document cannot be reproduced except in full, without prior written approval of the Company. Any unauthorized alteration, forgery or falsification of the content or appearance of this document is unlawful and offenders may be prosecuted to the fullest extent of the law.

Head_Lower antenna

LTE FDD Band 2

Band	Mode	Bandwidth (MHz)	Modulation	RB Size	RB start	Position	Distance (mm)	CH	Freq. (MHz)	Max. Rated Avg. Power + Max. Tolerance (dBm)	Measured Avg. Power (dBm)	Scaling	Averaged SAR over 1g (W/kg)		Plot page
													Measured	Reported	
LTE Band 2	Head	20MHz	QPSK	1 RB	0	RE Cheek	-	18700	1860	21	20.90	102.33%	0.092	0.094	-
						RE Tilt	-	18700	1860	21	20.90	102.33%	0.056	0.057	-
						LE Cheek	-	18700	1860	21	20.90	102.33%	0.110	0.113	-
						LE Cheek	-	18900	1880	21	20.79	104.95%	0.117	0.123	-
						LE Cheek	-	19100	1900	21	20.61	109.40%	0.131	0.143	73
						LE Tilt	-	18700	1860	21	20.90	102.33%	0.066	0.067	-
				50 RB	0	RE Cheek	-	18700	1860	20	19.91	102.09%	0.068	0.070	-
						RE Tilt	-	18700	1860	20	19.91	102.09%	0.043	0.044	-
						LE Cheek	-	18700	1860	20	19.91	102.09%	0.083	0.084	-
						LE Tilt	-	18700	1860	20	19.91	102.09%	0.041	0.042	-
				100 RB		RE Cheek	-	18900	1880	20	19.85	103.51%	0.045	0.046	-
						RE Tilt	-	18900	1880	20	19.85	103.51%	0.037	0.038	-
						LE Cheek	-	18900	1880	20	19.85	103.51%	0.074	0.076	-
						LE Tilt	-	18900	1880	20	19.85	103.51%	0.040	0.041	-

ENDC-LTE_with WLAN

Head_Upper antenna_ENDC with WLAN calling

LTE FDD Band 5

Band	Mode	Bandwidth (MHz)	Modulation	RB Size	RB start	Position	Distance (mm)	CH	Freq. (MHz)	Max. Rated Avg. Power + Max. Tolerance (dBm)	Measured Avg. Power (dBm)	Scaling	Averaged SAR over 1g (W/kg)		Plot page
													Measured	Reported	
LTE Band 5	Head	10MHz	QPSK	1 RB	0	RE Cheek	-	20450	829	20	19.95	101.16%	0.354	0.358	75
						RE Cheek	-	20525	836.5	20	19.94	101.39%	0.335	0.340	-
						RE Cheek	-	20600	844	20	19.91	102.09%	0.321	0.328	-
						RE Tilt	-	20450	829	20	19.95	101.16%	0.229	0.232	-
						LE Cheek	-	20450	829	20	19.95	101.16%	0.245	0.248	-
						LE Tilt	-	20450	829	20	19.95	101.16%	0.217	0.220	-
				25 RB	12	RE Cheek	-	20450	829	19	18.96	100.93%	0.278	0.281	-
						RE Tilt	-	20450	829	19	18.96	100.93%	0.178	0.180	-
						LE Cheek	-	20450	829	19	18.96	100.93%	0.189	0.191	-
						LE Tilt	-	20450	829	19	18.96	100.93%	0.169	0.171	-
				50 RB		RE Cheek	-	20450	829	19	18.95	101.16%	0.283	0.286	-
						RE Tilt	-	20450	829	19	18.95	101.16%	0.168	0.170	-
						LE Cheek	-	20450	829	19	18.95	101.16%	0.183	0.185	-
						LE Tilt	-	20450	829	19	18.95	101.16%	0.161	0.163	-

Unless otherwise stated the results shown in this test report refer only to the sample(s) tested and such sample(s) are retained for 90 days only.
除非另有說明，此報告結果僅對測試之樣品負責，同時此樣品僅保留90天。本報告未經本公司書面許可，不可部份複製。
This document is issued by the Company subject to its General Conditions of Service printed overleaf, available on request or accessible at http://www.sgs.com.tw/Terms-and-Conditions and for electronic format documents, subject to Terms and Conditions for Electronic Documents at http://www.sgs.com.tw/Terms-and-Conditions. Attention is drawn to the limitation of liability, indemnification and jurisdiction issues defined therein. Any holder of this document is advised that information contained hereon reflects the Company's findings at the time of its intervention only and within the limits of Client's instructions, if any. The Company's sole responsibility is to its Client and this document does not exonerate parties to a transaction from exercising all their rights and obligations under the transaction documents. This document cannot be reproduced except in full, without prior written approval of the Company. Any unauthorized alteration, forgery or falsification of the content or appearance of this document is unlawful and offenders may be prosecuted to the fullest extent of the law.

Head_Lower antenna_ENDC with WLAN calling

LTE FDD Band 2

Band	Mode	Bandwidth (MHz)	Modulation	RB Size	RB start	Position	Distance (mm)	CH	Freq. (MHz)	Max. Rated Avg. Power + Max. Tolerance (dBm)	Measured Avg. Power (dBm)	Scaling	Averaged SAR over 1g (W/kg)		Plot page
													Measured	Reported	
LTE Band 2	Head	20MHz	QPSK	1 RB	0	RE Cheek	-	18700	1860	18	17.90	102.33%	0.044	0.045	-
						RE Tilt	-	18700	1860	18	17.90	102.33%	0.028	0.029	-
						LE Cheek	-	18700	1860	18	17.90	102.33%	0.053	0.055	-
						LE Cheek	-	18900	1880	18	17.68	107.65%	0.059	0.064	-
						LE Cheek	-	19100	1900	18	17.66	108.14%	0.066	0.071	77
						LE Tilt	-	18700	1860	18	17.90	102.33%	0.031	0.032	-
				50 RB	12	RE Cheek	-	18700	1860	17	16.84	103.75%	0.038	0.040	-
						RE Tilt	-	18700	1860	17	16.84	103.75%	0.022	0.023	-
						LE Cheek	-	18700	1860	17	16.84	103.75%	0.041	0.043	-
						LE Tilt	-	18700	1860	17	16.84	103.75%	0.025	0.026	-
				100 RB		RE Cheek	-	18900	1880	17	16.80	104.71%	0.033	0.035	-
						RE Tilt	-	18900	1880	17	16.80	104.71%	0.020	0.021	-
						LE Cheek	-	18900	1880	17	16.80	104.71%	0.038	0.040	-
						LE Tilt	-	18900	1880	17	16.80	104.71%	0.022	0.023	-

Unless otherwise stated the results shown in this test report refer only to the sample(s) tested and such sample(s) are retained for 90 days only.
除非另有說明，此報告結果僅對測試之樣品負責，同時此樣品僅保留90天。本報告未經本公司書面許可，不可部份複製。
This document is issued by the Company subject to its General Conditions of Service printed overleaf, available on request or accessible at http://www.sgs.com.tw/Terms-and-Conditions and for electronic format documents, subject to Terms and Conditions for Electronic Documents at http://www.sgs.com.tw/Terms-and-Conditions. Attention is drawn to the limitation of liability, indemnification and jurisdiction issues defined therein. Any holder of this document is advised that information contained hereon reflects the Company's findings at the time of its intervention only and within the limits of Client's instructions, if any. The Company's sole responsibility is to its Client and this document does not exonerate parties to a transaction from exercising all their rights and obligations under the transaction documents. This document cannot be reproduced except in full, without prior written approval of the Company. Any unauthorized alteration, forgery or falsification of the content or appearance of this document is unlawful and offenders may be prosecuted to the fullest extent of the law.

Hotspot_Upper antenna_ENDC with WLAN calling mode

LTE FDD Band 5

Band	Mode	Bandwidth (MHz)	Modulation	RB Size	RB start	Position	Distance (mm)	CH	Freq. (MHz)	Max. Rated Avg. Power + Max. Tolerance (dBm)	Measured Avg. Power (dBm)	Scaling	Averaged SAR over 1g (W/kg)		Plot page
													Measured	Reported	
LTE Band 5	Hotspot	10MHz	QPSK	1 RB	0	Front side	10	20450	829	22.46	23.43	79.98%	0.245	0.196	80
						Front side	10	20525	836.5	23.5	23.35	103.51%	0.224	0.232	-
						Front side	10	20600	844	23.5	23.38	102.80%	0.216	0.222	-
						Back side	10	20450	829	22.46	23.43	79.98%	0.189	0.151	-
						Top side	10	20450	829	22.46	23.43	79.98%	0.154	0.123	-
						Bottom side	10	20450	829	22.46	23.43	79.98%	0.001	0.001	-
						Right side	10	20450	829	22.46	23.43	79.98%	0.098	0.078	-
						Left side	10	20450	829	22.46	23.43	79.98%	0.075	0.060	-
				25 RB	12	Front side	10	20450	829	22.5	22.46	100.93%	0.188	0.190	-
						Back side	10	20450	829	22.5	22.46	100.93%	0.149	0.150	-
						Top side	10	20450	829	22.5	22.46	100.93%	0.121	0.122	-
						Bottom side	10	20450	829	22.5	22.46	100.93%	0.001	0.001	-
						Right side	10	20450	829	22.5	22.46	100.93%	0.078	0.078	-
						Left side	10	20450	829	22.5	22.46	100.93%	0.058	0.059	-
				50 RB		Front side	10	20450	829	22.5	22.45	101.16%	0.176	0.178	-
						Back side	10	20450	829	22.5	22.45	101.16%	0.135	0.137	-
						Top side	10	20450	829	22.5	22.45	101.16%	0.118	0.119	-
						Bottom side	10	20450	829	22.5	22.45	101.16%	0.001	0.001	-
						Right side	10	20450	829	22.5	22.45	101.16%	0.074	0.075	-
						Left side	10	20450	829	22.5	22.45	101.16%	0.056	0.056	-

Hotspot_Upper antenna_ENDC with WLAN camera/gaming mode

LTE FDD Band 5

Band	Mode	Bandwidth (MHz)	Modulation	RB Size	RB start	Position	Distance (mm)	CH	Freq. (MHz)	Max. Rated Avg. Power + Max. Tolerance (dBm)	Measured Avg. Power (dBm)	Scaling	Averaged SAR over 1g (W/kg)		Plot page
													Measured	Reported	
LTE Band 5	Hotspot	10MHz	QPSK	1 RB	0	Front side	10	20450	829	21.5	21.47	100.69%	0.155	0.156	81
						Front side	10	20525	836.5	21.5	21.39	102.57%	0.132	0.135	-
						Front side	10	20600	844	21.5	21.32	104.23%	0.111	0.116	-
						Back side	10	20450	829	21.5	21.47	100.69%	0.122	0.123	-
						Top side	10	20450	829	21.5	21.47	100.69%	0.100	0.100	-
						Bottom side	10	20450	829	21.5	21.47	100.69%	0.001	0.001	-
						Right side	10	20450	829	21.5	21.47	100.69%	0.064	0.064	-
						Left side	10	20450	829	21.5	21.47	100.69%	0.047	0.048	-
				25 RB	12	Front side	10	20450	829	20.5	20.29	104.95%	0.106	0.111	-
						Back side	10	20450	829	20.5	20.29	104.95%	0.090	0.094	-
						Top side	10	20450	829	20.5	20.29	104.95%	0.073	0.076	-
						Bottom side	10	20450	829	20.5	20.29	104.95%	0.001	0.001	-
						Right side	10	20450	829	20.5	20.29	104.95%	0.042	0.044	-
						Left side	10	20450	829	20.5	20.29	104.95%	0.029	0.031	-
				50 RB		Front side	10	20450	829	20.5	20.45	101.16%	0.114	0.115	-
						Back side	10	20450	829	20.5	20.45	101.16%	0.091	0.092	-
						Top side	10	20450	829	20.5	20.45	101.16%	0.069	0.070	-
						Bottom side	10	20450	829	20.5	20.45	101.16%	0.001	0.001	-
						Right side	10	20450	829	20.5	20.45	101.16%	0.045	0.046	-
						Left side	10	20450	829	20.5	20.45	101.16%	0.033	0.033	-

Hotspot_Upper antenna_ENDC with WLAN normal mode

LTE FDD Band 5

Band	Mode	Bandwidth (MHz)	Modulation	RB Size	RB start	Position	Distance (mm)	CH	Freq. (MHz)	Max. Rated Avg. Power + Max. Tolerance (dBm)	Measured Avg. Power (dBm)	Scaling	Averaged SAR over 1g (W/kg)		Plot page
													Measured	Reported	
LTE Band 5	Hotspot	10MHz	QPSK	1 RB	0	Front side	10	20450	829	23	22.97	100.69%	0.208	0.209	82
						Front side	10	20525	836.5	23	22.92	101.86%	0.197	0.201	-
						Front side	10	20600	844	23	22.89	102.57%	0.186	0.191	-
						Back side	10	20450	829	23	22.97	100.69%	0.163	0.164	-
						Top side	10	20450	829	23	22.97	100.69%	0.142	0.143	-
						Bottom side	10	20450	829	23	22.97	100.69%	0.001	0.001	-
						Right side	10	20450	829	23	22.97	100.69%	0.084	0.084	-
						Left side	10	20450	829	23	22.97	100.69%	0.063	0.063	-
				25 RB	12	Front side	10	20450	829	22	21.99	100.23%	0.157	0.157	-
						Back side	10	20450	829	22	21.99	100.23%	0.126	0.126	-
						Top side	10	20450	829	22	21.99	100.23%	0.109	0.109	-
						Bottom side	10	20450	829	22	21.99	100.23%	0.001	0.001	-
						Right side	10	20450	829	22	21.99	100.23%	0.064	0.064	-
						Left side	10	20450	829	22	21.99	100.23%	0.049	0.049	-
				50 RB		Front side	10	20450	829	22	21.82	104.23%	0.148	0.154	-
						Back side	10	20450	829	22	21.82	104.23%	0.116	0.121	-
						Top side	10	20450	829	22	21.82	104.23%	0.104	0.108	-
						Bottom side	10	20450	829	22	21.82	104.23%	0.001	0.001	-
						Right side	10	20450	829	22	21.82	104.23%	0.061	0.063	-
						Left side	10	20450	829	22	21.82	104.23%	0.046	0.048	-

Unless otherwise stated the results shown in this test report refer only to the sample(s) tested and such sample(s) are retained for 90 days only.
除非另有說明，此報告結果僅對測試之樣品負責，同時此樣品僅保留90天。本報告未經本公司書面許可，不可部份複製。
This document is issued by the Company subject to its General Conditions of Service printed overleaf, available on request or accessible at http://www.sgs.com.tw/Terms-and-Conditions and for electronic format documents, subject to Terms and Conditions for Electronic Documents at http://www.sgs.com.tw/Terms-and-Conditions. Attention is drawn to the limitation of liability, indemnification and jurisdiction issues defined therein. Any holder of this document is advised that information contained hereon reflects the Company's findings at the time of its intervention only and within the limits of Client's instructions, if any. The Company's sole responsibility is to its Client and this document does not exonerate parties to a transaction from exercising all their rights and obligations under the transaction documents. This document cannot be reproduced except in full, without prior written approval of the Company. Any unauthorized alteration, forgery or falsification of the content or appearance of this document is unlawful and offenders may be prosecuted to the fullest extent of the law.

Hotspot_Lower antenna_ENDC with WLAN calling/gaming mode

LTE FDD Band 2

Band	Mode	Bandwidth (MHz)	Modulation	RB Size	RB start	Position	Distance (mm)	CH	Freq. (MHz)	Max. Rated Avg. Power + Max. Tolerance (dBm)	Measured Avg. Power (dBm)	Scaling	Averaged SAR over 1g (W/kg)		Plot page
													Measured	Reported	
LTE Band 2	Hotspot	20MHz	QPSK	1 RB	0	Front side	10	18700	1860	18	17.90	102.33%	0.214	0.219	-
						Back side	10	18700	1860	18	17.90	102.33%	0.224	0.229	-
						Top side	10	18700	1860	18	17.90	102.33%	0.001	0.001	-
						Bottom side	10	18700	1860	18	17.90	102.33%	0.453	0.464	-
						Bottom side	10	18900	1880	18	17.68	107.65%	0.501	0.539	-
						Bottom side	10	19100	1900	18	17.66	108.14%	0.532	0.575	83
						Right side	10	18700	1860	18	17.90	102.33%	0.005	0.005	-
						Left side	10	18700	1860	18	17.90	102.33%	0.107	0.109	-
				50 RB	0	Front side	10	18700	1860	17	16.84	103.75%	0.163	0.169	-
						Back side	10	18700	1860	17	16.84	103.75%	0.173	0.179	-
						Top side	10	18700	1860	17	16.84	103.75%	0.001	0.001	-
						Bottom side	10	18700	1860	17	16.84	103.75%	0.337	0.350	-
						Right side	10	18700	1860	17	16.84	103.75%	0.004	0.004	-
						Left side	10	18700	1860	17	16.84	103.75%	0.082	0.085	-
				100 RB		Front side	10	18900	1880	17	16.80	104.71%	0.154	0.161	-
						Back side	10	18900	1880	17	16.80	104.71%	0.163	0.171	-
						Top side	10	18900	1880	17	16.80	104.71%	0.001	0.001	-
						Bottom side	10	18900	1880	17	16.80	104.71%	0.334	0.350	-
						Right side	10	18900	1880	17	16.80	104.71%	0.003	0.003	-
						Left side	10	18900	1880	17	16.80	104.71%	0.079	0.083	-

LTE FDD Band 5

Band	Mode	Bandwidth (MHz)	Modulation	RB Size	RB start	Position	Distance (mm)	CH	Freq. (MHz)	Max. Rated Avg. Power + Max. Tolerance (dBm)	Measured Avg. Power (dBm)	Scaling	Averaged SAR over 1g (W/kg)		Plot page
													Measured	Reported	
LTE Band 5	Hotspot	10MHz	QPSK	1 RB	0	Front side	10	20450	829	21	20.96	100.93%	0.206	0.208	84
						Front side	10	20525	836.5	21	20.93	101.62%	0.201	0.204	-
						Front side	10	20600	844	21	20.95	101.16%	0.193	0.195	-
						Back side	10	20450	829	21	20.96	100.93%	0.201	0.203	-
						Top side	10	20450	829	21	20.96	100.93%	0.002	0.002	-
						Bottom side	10	20450	829	21	20.96	100.93%	0.184	0.186	-
						Right side	10	20450	829	21	20.96	100.93%	0.145	0.146	-
						Left side	10	20450	829	21	20.96	100.93%	0.031	0.031	-
				25 RB	12	Front side	10	20450	829	20	19.95	101.16%	0.154	0.156	-
						Back side	10	20450	829	20	19.95	101.16%	0.143	0.145	-
						Top side	10	20450	829	20	19.95	101.16%	0.002	0.002	-
						Bottom side	10	20450	829	20	19.95	101.16%	0.143	0.145	-
						Right side	10	20450	829	20	19.95	101.16%	0.111	0.112	-
						Left side	10	20450	829	20	19.95	101.16%	0.024	0.024	-
				50 RB		Front side	10	20450	829	20	19.89	102.57%	0.148	0.152	-
						Back side	10	20450	829	20	19.89	102.57%	0.138	0.142	-
						Top side	10	20450	829	20	19.89	102.57%	0.002	0.002	-
						Bottom side	10	20450	829	20	19.89	102.57%	0.131	0.134	-
						Right side	10	20450	829	20	19.89	102.57%	0.103	0.106	-
						Left side	10	20450	829	20	19.89	102.57%	0.022	0.023	-

Unless otherwise stated the results shown in this test report refer only to the sample(s) tested and such sample(s) are retained for 90 days only.
除非另有說明，此報告結果僅對測試之樣品負責，同時此樣品僅保留90天。本報告未經本公司書面許可，不可部份複製。
This document is issued by the Company subject to its General Conditions of Service printed overleaf, available on request or accessible at http://www.sgs.com.tw/Terms-and-Conditions and for electronic format documents, subject to Terms and Conditions for Electronic Documents at http://www.sgs.com.tw/Terms-and-Conditions. Attention is drawn to the limitation of liability, indemnification and jurisdiction issues defined therein. Any holder of this document is advised that information contained hereon reflects the Company's findings at the time of its intervention only and within the limits of Client's instructions, if any. The Company's sole responsibility is to its Client and this document does not exonerate parties to a transaction from exercising all their rights and obligations under the transaction documents. This document cannot be reproduced except in full, without prior written approval of the Company. Any unauthorized alteration, forgery or falsification of the content or appearance of this document is unlawful and offenders may be prosecuted to the fullest extent of the law.

LTE TDD Band 41

Band	Mode	Bandwidth (MHz)	Modulation	RB Size	RB start	Position	Distance (mm)	CH	Freq. (MHz)	Max. Rated Avg. Power + Max. Tolerance (dBm)	Measured Avg. Power (dBm)	Scaling	Averaged SAR over 1g (W/kg)		Plot page
													Measured	Reported	
LTE Band 41	Hotspot	20MHz	QPSK	1 RB	0	Front side	10	41490	2680	20	19.99	100.23%	0.148	0.148	-
						Back side	10	41490	2680	20	19.99	100.23%	0.206	0.206	-
						Top side	10	41490	2680	20	19.99	100.23%	0.001	0.001	-
						Bottom side	10	39750	2506	20	19.94	101.39%	0.229	0.232	-
						Bottom side	10	40185	2549.5	20	19.91	102.09%	0.210	0.214	-
						Bottom side	10	40620	2593	20	19.98	100.46%	0.225	0.226	-
						Bottom side	10	41055	2636.5	20	19.92	101.86%	0.231	0.235	-
						Bottom side	10	41490	2680	20	19.99	100.23%	0.266	0.267	87
						Right side	10	41490	2680	20	19.99	100.23%	0.002	0.002	-
						Left side	10	41490	2680	20	19.99	100.23%	0.106	0.106	-
				50 RB	0	Front side	10	41490	2680	19	18.99	100.23%	0.113	0.113	-
						Back side	10	41490	2680	19	18.99	100.23%	0.157	0.157	-
						Top side	10	41490	2680	19	18.99	100.23%	0.001	0.001	-
						Bottom side	10	41490	2680	19	18.99	100.23%	0.201	0.201	-
						Right side	10	41490	2680	19	18.99	100.23%	0.002	0.002	-
						Left side	10	41490	2680	19	18.99	100.23%	0.082	0.082	-
				100 RB		Front side	10	39750	2506	19	18.99	100.23%	0.109	0.109	-
						Back side	10	39750	2506	19	18.99	100.23%	0.143	0.143	-
						Top side	10	39750	2506	19	18.99	100.23%	0.001	0.001	-
						Bottom side	10	39750	2506	19	18.99	100.23%	0.193	0.193	-
						Right side	10	39750	2506	19	18.99	100.23%	0.001	0.001	-
						Left side	10	39750	2506	19	18.99	100.23%	0.078	0.078	-

Unless otherwise stated the results shown in this test report refer only to the sample(s) tested and such sample(s) are retained for 90 days only.
除非另有說明，此報告結果僅對測試之樣品負責，同時此樣品僅保留90天。本報告未經本公司書面許可，不可部份複製。
This document is issued by the Company subject to its General Conditions of Service printed overleaf, available on request or accessible at http://www.sgs.com.tw/Terms-and-Conditions and for electronic format documents, subject to Terms and Conditions for Electronic Documents at http://www.sgs.com.tw/Terms-and-Conditions. Attention is drawn to the limitation of liability, indemnification and jurisdiction issues defined therein. Any holder of this document is advised that information contained hereon reflects the Company's findings at the time of its intervention only and within the limits of Client's instructions, if any. The Company's sole responsibility is to its Client and this document does not exonerate parties to a transaction from exercising all their rights and obligations under the transaction documents. This document cannot be reproduced except in full, without prior written approval of the Company. Any unauthorized alteration, forgery or falsification of the content or appearance of this document is unlawful and offenders may be prosecuted to the fullest extent of the law.

Hotspot_Lower antenna_ENDC with WLAN camera mode

LTE FDD Band 5

Band	Mode	Bandwidth (MHz)	Modulation	RB Size	RB start	Position	Distance (mm)	CH	Freq. (MHz)	Max. Rated Avg. Power + Max. Tolerance (dBm)	Measured Avg. Power (dBm)	Scaling	Averaged SAR over 1g (W/kg)		Plot page
													Measured	Reported	
LTE Band 5	Hotspot	10MHz	QPSK	1 RB	0	Front side	10	20450	829	19.5	19.41	102.09%	0.148	0.151	89
						Front side	10	20525	836.5	19.5	19.36	103.28%	0.137	0.141	-
						Front side	10	20600	844	19.5	19.39	102.57%	0.129	0.132	-
						Back side	10	20450	829	19.5	19.41	102.09%	0.142	0.145	-
						Top side	10	20450	829	19.5	19.41	102.09%	0.002	0.002	-
						Bottom side	10	20450	829	19.5	19.41	102.09%	0.129	0.132	-
						Right side	10	20450	829	19.5	19.41	102.09%	0.105	0.107	-
						Left side	10	20450	829	19.5	19.41	102.09%	0.021	0.022	-
				25 RB	12	Front side	10	20450	829	18.5	18.46	100.93%	0.112	0.113	-
						Back side	10	20450	829	18.5	18.46	100.93%	0.105	0.106	-
						Top side	10	20450	829	18.5	18.46	100.93%	0.001	0.001	-
						Bottom side	10	20450	829	18.5	18.46	100.93%	0.099	0.100	-
						Right side	10	20450	829	18.5	18.46	100.93%	0.082	0.083	-
						Left side	10	20450	829	18.5	18.46	100.93%	0.016	0.016	-
				50 RB		Front side	10	20450	829	18.5	18.46	100.93%	0.107	0.108	-
						Back side	10	20450	829	18.5	18.46	100.93%	0.096	0.097	-
						Top side	10	20450	829	18.5	18.46	100.93%	0.001	0.001	-
						Bottom side	10	20450	829	18.5	18.46	100.93%	0.096	0.097	-
						Right side	10	20450	829	18.5	18.46	100.93%	0.081	0.082	-
						Left side	10	20450	829	18.5	18.46	100.93%	0.015	0.015	-

Unless otherwise stated the results shown in this test report refer only to the sample(s) tested and such sample(s) are retained for 90 days only.
除非另有說明，此報告結果僅對測試之樣品負責，同時此樣品僅保留90天。本報告未經本公司書面許可，不可部份複製。
This document is issued by the Company subject to its General Conditions of Service printed overleaf, available on request or accessible at http://www.sgs.com.tw/Terms-and-Conditions and for electronic format documents, subject to Terms and Conditions for Electronic Documents at http://www.sgs.com.tw/Terms-and-Conditions. Attention is drawn to the limitation of liability, indemnification and jurisdiction issues defined therein. Any holder of this document is advised that information contained hereon reflects the Company's findings at the time of its intervention only and within the limits of Client's instructions, if any. The Company's sole responsibility is to its Client and this document does not exonerate parties to a transaction from exercising all their rights and obligations under the transaction documents. This document cannot be reproduced except in full, without prior written approval of the Company. Any unauthorized alteration, forgery or falsification of the content or appearance of this document is unlawful and offenders may be prosecuted to the fullest extent of the law.

LTE TDD Band 41

Band	Mode	Bandwidth (MHz)	Modulation	RB Size	RB start	Position	Distance (mm)	CH	Freq. (MHz)	Max. Rated Avg. Power + Max. Tolerance (dBm)	Measured Avg. Power (dBm)	Scaling	Averaged SAR over 1g (W/kg)		Plot page
													Measured	Reported	
LTE Band 41	Hotspot	20MHz	QPSK	1 RB	0	Front side	10	41490	2680	19	18.92	101.86%	0.122	0.124	-
						Back side	10	41490	2680	19	18.92	101.86%	0.161	0.164	-
						Top side	10	41490	2680	19	18.92	101.86%	0.001	0.001	-
						Bottom side	10	39750	2506	19	18.87	103.04%	0.183	0.189	-
						Bottom side	10	40185	2549.5	19	18.81	104.47%	0.173	0.181	-
						Bottom side	10	40620	2593	19	18.89	102.57%	0.181	0.186	-
						Bottom side	10	41055	2636.5	19	18.88	102.80%	0.186	0.191	-
						Bottom side	10	41490	2680	19	18.92	101.86%	0.209	0.213	93
						Right side	10	41490	2680	19	18.92	101.86%	0.001	0.001	-
						Left side	10	41490	2680	19	18.92	101.86%	0.086	0.087	-
				50 RB	0	Front side	10	41490	2680	18	17.88	102.80%	0.094	0.097	-
						Back side	10	41490	2680	18	17.88	102.80%	0.119	0.122	-
						Top side	10	41490	2680	18	17.88	102.80%	0.001	0.001	-
						Bottom side	10	41490	2680	18	17.88	102.80%	0.163	0.168	-
						Right side	10	41490	2680	18	17.88	102.80%	0.001	0.001	-
						Left side	10	41490	2680	18	17.88	102.80%	0.066	0.068	-
				100 RB		Front side	10	39750	2506	18	17.82	104.23%	0.092	0.096	-
						Back side	10	39750	2506	18	17.82	104.23%	0.101	0.105	-
						Top side	10	39750	2506	18	17.82	104.23%	0.001	0.001	-
						Bottom side	10	39750	2506	18	17.82	104.23%	0.154	0.161	-
						Right side	10	39750	2506	18	17.82	104.23%	0.001	0.001	-
						Left side	10	39750	2506	18	17.82	104.23%	0.063	0.065	-

Unless otherwise stated the results shown in this test report refer only to the sample(s) tested and such sample(s) are retained for 90 days only.
除非另有說明，此報告結果僅對測試之樣品負責，同時此樣品僅保留90天。本報告未經本公司書面許可，不可部份複製。
This document is issued by the Company subject to its General Conditions of Service printed overleaf, available on request or accessible at http://www.sgs.com.tw/Terms-and-Conditions and for electronic format documents, subject to Terms and Conditions for Electronic Documents at http://www.sgs.com.tw/Terms-and-Conditions. Attention is drawn to the limitation of liability, indemnification and jurisdiction issues defined therein. Any holder of this document is advised that information contained hereon reflects the Company's findings at the time of its intervention only and within the limits of Client's instructions, if any. The Company's sole responsibility is to its Client and this document does not exonerate parties to a transaction from exercising all their rights and obligations under the transaction documents. This document cannot be reproduced except in full, without prior written approval of the Company. Any unauthorized alteration, forgery or falsification of the content or appearance of this document is unlawful and offenders may be prosecuted to the fullest extent of the law.

Hotspot_Lower antenna_ENDC with WLAN normal mode

LTE FDD Band 5

Band	Mode	Bandwidth (MHz)	Modulation	RB Size	RB start	Position	Distance (mm)	CH	Freq. (MHz)	Max. Rated Avg. Power + Max. Tolerance (dBm)	Measured Avg. Power (dBm)	Scaling	Averaged SAR over 1g (W/kg)		Plot page
													Measured	Reported	
LTE Band 5	Hotspot	10MHz	QPSK	1 RB	0	Front side	10	20450	829	20.5	20.48	100.46%	0.189	0.190	94
						Front side	10	20525	836.5	20.5	20.45	101.16%	0.183	0.185	-
						Front side	10	20600	844	20.5	20.41	102.09%	0.177	0.181	-
						Back side	10	20450	829	20.5	20.48	100.46%	0.182	0.183	-
						Top side	10	20450	829	20.5	20.48	100.46%	0.002	0.002	-
						Bottom side	10	20450	829	20.5	20.48	100.46%	0.166	0.167	-
						Right side	10	20450	829	20.5	20.48	100.46%	0.131	0.132	-
						Left side	10	20450	829	20.5	20.48	100.46%	0.028	0.028	-
				25 RB	12	Front side	10	20450	829	19.5	19.48	100.46%	0.151	0.152	-
						Back side	10	20450	829	19.5	19.48	100.46%	0.143	0.144	-
						Top side	10	20450	829	19.5	19.48	100.46%	0.002	0.002	-
						Bottom side	10	20450	829	19.5	19.48	100.46%	0.128	0.129	-
						Right side	10	20450	829	19.5	19.48	100.46%	0.099	0.100	-
						Left side	10	20450	829	19.5	19.48	100.46%	0.022	0.022	-
				50 RB		Front side	10	20450	829	19.5	19.48	100.46%	0.154	0.155	-
						Back side	10	20450	829	19.5	19.48	100.46%	0.137	0.138	-
						Top side	10	20450	829	19.5	19.48	100.46%	0.002	0.002	-
						Bottom side	10	20450	829	19.5	19.48	100.46%	0.104	0.104	-
						Right side	10	20450	829	19.5	19.48	100.46%	0.093	0.094	-
						Left side	10	20450	829	19.5	19.48	100.46%	0.018	0.018	-

LTE TDD Band 41

Band	Mode	Bandwidth (MHz)	Modulation	RB Size	RB start	Position	Distance (mm)	CH	Freq. (MHz)	Max. Rated Avg. Power + Max. Tolerance (dBm)	Measured Avg. Power (dBm)	Scaling	Averaged SAR over 1g (W/kg)		Plot page
													Measured	Reported	
LTE Band 41	Hotspot	20MHz	QPSK	1 RB	0	Front side	10	41490	2680	20.5	20.46	100.93%	0.169	0.171	-
						Back side	10	41490	2680	20.5	20.46	100.93%	0.233	0.235	-
						Top side	10	41490	2680	20.5	20.46	100.93%	0.001	0.001	-
						Bottom side	10	39750	2506	20.5	20.39	102.57%	0.252	0.258	-
						Bottom side	10	40185	2549.5	20.5	20.40	102.33%	0.241	0.247	-
						Bottom side	10	40620	2593	20.5	20.30	104.71%	0.249	0.261	-
						Bottom side	10	41055	2636.5	20.5	20.34	103.75%	0.256	0.266	-
						Bottom side	10	41490	2680	20.5	20.46	100.93%	0.293	0.296	95
						Right side	10	41490	2680	20.5	20.46	100.93%	0.002	0.002	-
						Left side	10	41490	2680	20.5	20.46	100.93%	0.122	0.123	-
				50 RB	0	Front side	10	41490	2680	19.5	19.30	104.71%	0.126	0.132	-
						Back side	10	41490	2680	19.5	19.30	104.71%	0.168	0.176	-
						Top side	10	41490	2680	19.5	19.30	104.71%	0.001	0.001	-
						Bottom side	10	41490	2680	19.5	19.30	104.71%	0.221	0.231	-
						Right side	10	41490	2680	19.5	19.30	104.71%	0.001	0.002	-
						Left side	10	41490	2680	19.5	19.30	104.71%	0.088	0.092	-
				100 RB		Front side	10	39750	2506	19.5	19.38	102.80%	0.106	0.109	-
						Back side	10	39750	2506	19.5	19.38	102.80%	0.154	0.158	-
						Top side	10	39750	2506	19.5	19.38	102.80%	0.001	0.001	-
						Bottom side	10	39750	2506	19.5	19.38	102.80%	0.198	0.204	-
						Right side	10	39750	2506	19.5	19.38	102.80%	0.001	0.001	-
						Left side	10	39750	2506	19.5	19.38	102.80%	0.079	0.081	-

Unless otherwise stated the results shown in this test report refer only to the sample(s) tested and such sample(s) are retained for 90 days only.
除非另有說明，此報告結果僅對測試之樣品負責，同時此樣品僅保留90天。本報告未經本公司書面許可，不可部份複製。
This document is issued by the Company subject to its General Conditions of Service printed overleaf, available on request or accessible at http://www.sgs.com.tw/Terms-and-Conditions and for electronic format documents, subject to Terms and Conditions for Electronic Documents at http://www.sgs.com.tw/Terms-and-Conditions. Attention is drawn to the limitation of liability, indemnification and jurisdiction issues defined therein. Any holder of this document is advised that information contained hereon reflects the Company's findings at the time of its intervention only and within the limits of Client's instructions, if any. The Company's sole responsibility is to its Client and this document does not exonerate parties to a transaction from exercising all their rights and obligations under the transaction documents. This document cannot be reproduced except in full, without prior written approval of the Company. Any unauthorized alteration, forgery or falsification of the content or appearance of this document is unlawful and offenders may be prosecuted to the fullest extent of the law.

5G NR

without WLAN mode

Head_Upper antenna

n41 (without WLAN & ENDC with WLAN calling)

Band	Mode	Bandwidth (MHz)	Modulation	RB Size	RB start	Position	Distance (mm)	CH	Freq. (MHz)	Max. Rated Avg. Power + Max. Tolerance (dBm)	Measured Avg. Power (dBm)	Scaling	Averaged SAR over 1g (W/kg)		Plot page
													Measured	Reported	
n41	Head	100MHz	DTF-s QPSK OFDM	1 RB	1	RE Cheek	-	513900	2569.5	25.5	25.04	111.17%	0.044	0.048	96
					137	RE Cheek	-	509202	2546.01	25.5	25.09	109.90%	0.032	0.035	-
						RE Cheek	-	518598	2592.99	25.5	24.21	134.59%	0.023	0.031	-
						RE Cheek	-	523299	2616.495	25.5	24.40	128.82%	0.011	0.014	-
						RE Cheek	-	528000	2640	25.5	24.52	125.31%	0.030	0.038	-
						RE Tilt	-	509202	2546.01	25.5	25.09	109.90%	0.021	0.023	-
						LE Cheek	-	509202	2546.01	25.5	25.09	109.90%	0.012	0.013	-
						LE Tilt	-	509202	2546.01	25.5	25.09	109.90%	0.008	0.009	-
				135 RB	69	RE Cheek	-	509202	2546.01	25.5	24.99	112.46%	0.012	0.013	-
						RE Tilt	-	509202	2546.01	25.5	24.99	112.46%	0.009	0.010	-
						LE Cheek	-	509202	2546.01	25.5	24.99	112.46%	0.004	0.004	-
						LE Tilt	-	509202	2546.01	25.5	24.99	112.46%	0.001	0.001	-
				270 RB	0	RE Cheek	-	509202	2546.01	24.5	23.94	113.76%	0.022	0.025	-
						RE Tilt	-	509202	2546.01	24.5	23.94	113.76%	0.009	0.010	-
						LE Cheek	-	509202	2546.01	24.5	23.94	113.76%	0.010	0.011	-
						LE Tilt	-	509202	2546.01	24.5	23.94	113.76%	0.003	0.003	-

without WLAN mode

Head_Lower antenna

n41

Band	Mode	Bandwidth (MHz)	Modulation	RB Size	RB start	Position	Distance (mm)	CH	Freq. (MHz)	Max. Rated Avg. Power + Max. Tolerance (dBm)	Measured Avg. Power (dBm)	Scaling	Averaged SAR over 1g (W/kg)		Plot page
													Measured	Reported	
n41	Head	100MHz	DTF-s QPSK OFDM	1 RB	1	RE Cheek	-	513900	2569.5	23	22.96	100.93%	0.021	0.021	97
					137	RE Cheek	-	509202	2546.01	23	22.98	100.46%	0.019	0.019	-
						RE Cheek	-	518598	2592.99	23	22.86	103.28%	0.015	0.016	-
						RE Cheek	-	523299	2616.495	23	22.72	106.66%	0.010	0.010	-
						RE Cheek	-	528000	2640	23	22.84	103.75%	0.009	0.009	-
						RE Tilt	-	509202	2546.01	23	22.98	100.46%	0.010	0.010	-
						LE Cheek	-	509202	2546.01	23	22.98	100.46%	0.012	0.012	-
						LE Tilt	-	509202	2546.01	23	22.98	100.46%	0.006	0.006	-
				135 RB	69	RE Cheek	-	509202	2546.01	23	22.91	102.09%	0.009	0.010	-
						RE Tilt	-	509202	2546.01	23	22.91	102.09%	0.004	0.004	-
						LE Cheek	-	509202	2546.01	23	22.91	102.09%	0.004	0.004	-
						LE Tilt	-	509202	2546.01	23	22.91	102.09%	0.001	0.001	-
				270 RB	0	RE Cheek	-	509202	2546.01	22	21.86	103.28%	0.008	0.008	-
						RE Tilt	-	509202	2546.01	22	21.86	103.28%	0.003	0.003	-
						LE Cheek	-	509202	2546.01	22	21.86	103.28%	0.003	0.003	-
						LE Tilt	-	509202	2546.01	22	21.86	103.28%	0.002	0.002	-

Unless otherwise stated the results shown in this test report refer only to the sample(s) tested and such sample(s) are retained for 90 days only.
除非另有說明，此報告結果僅對測試之樣品負責，同時此樣品僅保留90天。本報告未經本公司書面許可，不可部份複製。
This document is issued by the Company subject to its General Conditions of Service printed overleaf, available on request or accessible at http://www.sgs.com.tw/Terms-and-Conditions and for electronic format documents, subject to Terms and Conditions for Electronic Documents at http://www.sgs.com.tw/Terms-and-Conditions. Attention is drawn to the limitation of liability, indemnification and jurisdiction issues defined therein. Any holder of this document is advised that information contained hereon reflects the Company's findings at the time of its intervention only and within the limits of Client's instructions, if any. The Company's sole responsibility is to its Client and this document does not exonerate parties to a transaction from exercising all their rights and obligations under the transaction documents. This document cannot be reproduced except in full, without prior written approval of the Company. Any unauthorized alteration, forgery or falsification of the content or appearance of this document is unlawful and offenders may be prosecuted to the fullest extent of the law.

Hotspot mode

Hotspot_Upper antenna

n41 (ENDC with WLAN calling/camera/normal/gaming)

Band	Mode	Bandwidth (MHz)	Modulation	RB Size	RB start	Position	Distance (mm)	CH	Freq. (MHz)	Max. Rated Avg. Power + Max. Tolerance (dBm)	Measured Avg. Power (dBm)	Scaling	Averaged SAR over 1g (W/kg)		Plot page
													Measured	Reported	
n41	Hotspot	100MHz	DTF-s QPSK OFDM	1 RB	1	Back side	10	513900	2569.5	25.5	25.04	111.17%	0.195	0.217	98
					137	Front side	10	509202	2546.01	25.5	25.09	109.90%	0.077	0.084	-
						Back side	10	509202	2546.01	25.5	25.09	109.90%	0.176	0.193	-
						Back side	10	518598	2592.99	25.5	24.21	134.59%	0.157	0.211	-
						Back side	10	523299	2616.495	25.5	24.40	128.82%	0.122	0.157	-
						Back side	10	528000	2640	25.5	24.52	125.31%	0.166	0.208	-
						Top side	10	509202	2546.01	25.5	25.09	109.90%	0.005	0.006	-
						Bottom side	10	509202	2546.01	25.5	25.09	109.90%	0.004	0.004	-
						Right side	10	509202	2546.01	25.5	25.09	109.90%	0.012	0.013	-
						Left side	10	509202	2546.01	25.5	25.09	109.90%	0.023	0.025	-
				135 RB	69	Front side	10	509202	2546.01	25.5	24.99	112.46%	0.055	0.061	-
						Back side	10	509202	2546.01	25.5	24.99	112.46%	0.147	0.165	-
						Top side	10	509202	2546.01	25.5	24.99	112.46%	0.003	0.004	-
						Bottom side	10	509202	2546.01	25.5	24.99	112.46%	0.002	0.002	-
						Right side	10	509202	2546.01	25.5	24.99	112.46%	0.009	0.010	-
						Left side	10	509202	2546.01	25.5	24.99	112.46%	0.016	0.018	-
				270 RB	0	Front side	10	509202	2546.01	24.5	23.94	113.76%	0.051	0.058	-
						Back side	10	509202	2546.01	24.5	23.94	113.76%	0.134	0.152	-
						Top side	10	509202	2546.01	24.5	23.94	113.76%	0.002	0.002	-
						Bottom side	10	509202	2546.01	24.5	23.94	113.76%	0.001	0.001	-
						Right side	10	509202	2546.01	24.5	23.94	113.76%	0.008	0.009	-
						Left side	10	509202	2546.01	24.5	23.94	113.76%	0.015	0.016	-

Hotspot mode

Hotspot_Lower antenna

n41

Band	Mode	Bandwidth (MHz)	Modulation	RB Size	RB start	Position	Distance (mm)	CH	Freq. (MHz)	Max. Rated Avg. Power + Max. Tolerance (dBm)	Measured Avg. Power (dBm)	Scaling	Averaged SAR over 1g (W/kg)		Plot page
													Measured	Reported	
n41	Hotspot	100MHz	DTF-s QPSK OFDM	1 RB	1	Back side	10	513900	2569.5	23	22.96	100.93%	0.982	0.991	-
					137	Front side	10	509202	2546.01	23	22.98	100.46%	0.063	0.063	-
						Back side	10	509202	2546.01	23	22.98	100.46%	1.010	1.015	99
						Back side*	10	509202	2546.01	23	22.98	100.46%	0.996	1.001	-
						Back side	10	518598	2592.99	23	22.86	103.28%	0.822	0.849	-
						Back side	10	523299	2616.495	23	22.72	106.66%	0.853	0.910	-
						Back side	10	528000	2640	23	22.84	103.75%	0.882	0.915	-
						Top side	10	509202	2546.01	23	22.98	100.46%	0.008	0.008	-
						Bottom side	10	509202	2546.01	23	22.98	100.46%	0.277	0.278	-
						Right side	10	509202	2546.01	23	22.98	100.46%	0.045	0.045	-
						Left side	10	509202	2546.01	23	22.98	100.46%	0.116	0.117	-
				135 RB	69	Front side	10	509202	2546.01	23	22.91	102.09%	0.054	0.055	-
						Back side	10	509202	2546.01	23	22.91	102.09%	0.954	0.974	-
						Back side	10	513900	2569.5	23	22.88	102.80%	0.943	0.969	-
						Back side	10	518598	2592.99	23	22.86	103.28%	0.932	0.963	-
						Back side	10	523299	2616.495	23	22.77	105.44%	0.917	0.967	-
						Back side	10	528000	2640	23	22.88	102.80%	0.922	0.948	-
						Top side	10	509202	2546.01	23	22.91	102.09%	0.007	0.008	-
						Bottom side	10	509202	2546.01	23	22.91	102.09%	0.265	0.271	-
						Right side	10	509202	2546.01	23	22.91	102.09%	0.043	0.044	-
						Left side	10	509202	2546.01	23	22.91	102.09%	0.107	0.109	-
				270 RB	0	Front side	10	509202	2546.01	22	21.86	103.28%	0.061	0.063	-
						Back side	10	509202	2546.01	22	21.86	103.28%	0.753	0.778	-
						Top side	10	509202	2546.01	22	21.86	103.28%	0.007	0.007	-
						Bottom side	10	509202	2546.01	22	21.86	103.28%	0.213	0.220	-
						Right side	10	509202	2546.01	22	21.86	103.28%	0.072	0.074	-
						Left side	10	509202	2546.01	22	21.86	103.28%	0.090	0.093	-

* - repeated at the highest SAR measurement according to the KDB 865664 D01

Unless otherwise stated the results shown in this test report refer only to the sample(s) tested and such sample(s) are retained for 90 days only.
除非另有說明，此報告結果僅對測試之樣品負責，同時此樣品僅保留90天。本報告未經本公司書面許可，不可部份複製。
This document is issued by the Company subject to its General Conditions of Service printed overleaf, available on request or accessible at http://www.sgs.com.tw/Terms-and-Conditions and for electronic format documents, subject to Terms and Conditions for Electronic Documents at http://www.sgs.com.tw/Terms-and-Conditions. Attention is drawn to the limitation of liability, indemnification and jurisdiction issues defined therein. Any holder of this document is advised that information contained hereon reflects the Company's findings at the time of its intervention only and within the limits of Client's instructions, if any. The Company's sole responsibility is to its Client and this document does not exonerate parties to a transaction from exercising all their rights and obligations under the transaction documents. This document cannot be reproduced except in full, without prior written approval of the Company. Any unauthorized alteration, forgery or falsification of the content or appearance of this document is unlawful and offenders may be prosecuted to the fullest extent of the law.

with WLAN mode

Hotspot_Lower antenna_normal/calling mode

n41

Band	Mode	Bandwidth (MHz)	Modulation	RB Size	RB start	Position	Distance (mm)	CH	Freq. (MHz)	Max. Rated Avg. Power + Max. Tolerance (dBm)	Measured Avg. Power (dBm)	Scaling	Averaged SAR over 1g (W/kg)		Plot page
													Measured	Reported	
n41	Hotspot	100MHz	DTF-s QPSK OFDM	1 RB	1	Back side	10	513900	2569.5	21.5	21.33	103.99%	0.682	0.709	-
					137	Front side	10	509202	2546.01	21.5	21.39	102.57%	0.043	0.045	-
						Back side	10	509202	2546.01	21.5	21.39	102.57%	0.711	0.729	100
						Back side	10	518598	2592.99	21.5	21.31	104.47%	0.605	0.632	-
						Back side	10	523299	2616.495	21.5	21.38	102.80%	0.623	0.640	-
						Back side	10	528000	2640	21.5	21.38	102.80%	0.642	0.660	-
						Top side	10	509202	2546.01	21.5	21.39	102.57%	0.005	0.005	-
						Bottom side	10	509202	2546.01	21.5	21.39	102.57%	0.189	0.194	-
						Right side	10	509202	2546.01	21.5	21.39	102.57%	0.031	0.032	-
						Left side	10	509202	2546.01	21.5	21.39	102.57%	0.082	0.084	-
				135 RB	69	Front side	10	509202	2546.01	21.5	21.41	102.09%	0.038	0.039	-
						Back side	10	509202	2546.01	21.5	21.41	102.09%	0.682	0.696	-
						Top side	10	509202	2546.01	21.5	21.41	102.09%	0.004	0.005	-
						Bottom side	10	509202	2546.01	21.5	21.41	102.09%	0.182	0.186	-
						Right side	10	509202	2546.01	21.5	21.41	102.09%	0.028	0.028	-
						Left side	10	509202	2546.01	21.5	21.41	102.09%	0.072	0.074	-
				270 RB	0	Front side	10	509202	2546.01	20.5	20.43	101.62%	0.023	0.024	-
						Back side	10	509202	2546.01	20.5	20.43	101.62%	0.552	0.561	-
						Top side	10	509202	2546.01	20.5	20.43	101.62%	0.003	0.003	-
						Bottom side	10	509202	2546.01	20.5	20.43	101.62%	0.156	0.159	-
						Right side	10	509202	2546.01	20.5	20.43	101.62%	0.019	0.019	-
						Left side	10	509202	2546.01	20.5	20.43	101.62%	0.062	0.063	-

Unless otherwise stated the results shown in this test report refer only to the sample(s) tested and such sample(s) are retained for 90 days only.
除非另有說明，此報告結果僅對測試之樣品負責，同時此樣品僅保留90天。本報告未經本公司書面許可，不可部份複製。
This document is issued by the Company subject to its General Conditions of Service printed overleaf, available on request or accessible at http://www.sgs.com.tw/Terms-and-Conditions and for electronic format documents, subject to Terms and Conditions for Electronic Documents at http://www.sgs.com.tw/Terms-and-Conditions. Attention is drawn to the limitation of liability, indemnification and jurisdiction issues defined therein. Any holder of this document is advised that information contained hereon reflects the Company's findings at the time of its intervention only and within the limits of Client's instructions, if any. The Company's sole responsibility is to its Client and this document does not exonerate parties to a transaction from exercising all their rights and obligations under the transaction documents. This document cannot be reproduced except in full, without prior written approval of the Company. Any unauthorized alteration, forgery or falsification of the content or appearance of this document is unlawful and offenders may be prosecuted to the fullest extent of the law.

with WLAN mode

Hotspot_Lower antenna _camera mode

n41 (SA camera + ENDC with calling/normal mode)

Band	Mode	Bandwidth (MHz)	Modulation	RB Size	RB start	Position	Distance (mm)	CH	Freq. (MHz)	Max. Rated Avg. Power + Max. Tolerance (dBm)	Measured Avg. Power (dBm)	Scaling	Averaged SAR over 1g (W/kg)		Plot page
													Measured	Reported	
n41	Hotspot	100MHz	DTF-s QPSK OFDM	1 RB	1	Back side	10	513900	2569.5	20	19.93	101.62%	0.425	0.432	-
					137	Front side	10	509202	2546.01	20	19.95	101.16%	0.031	0.032	-
						Back side	10	509202	2546.01	20	19.95	101.16%	0.501	0.507	101
						Back side	10	518598	2592.99	20	19.81	104.47%	0.421	0.440	-
						Back side	10	523299	2616.495	20	19.68	107.65%	0.458	0.493	-
						Back side	10	528000	2640	20	19.88	102.80%	0.452	0.465	-
						Top side	10	509202	2546.01	20	19.95	101.16%	0.005	0.005	-
						Bottom side	10	509202	2546.01	20	19.95	101.16%	0.132	0.134	-
						Right side	10	509202	2546.01	20	19.95	101.16%	0.025	0.025	-
						Left side	10	509202	2546.01	20	19.95	101.16%	0.058	0.059	-
				135 RB	69	Front side	10	509202	2546.01	20	19.87	103.04%	0.027	0.028	-
						Back side	10	509202	2546.01	20	19.87	103.04%	0.484	0.499	-
						Top side	10	509202	2546.01	20	19.87	103.04%	0.003	0.004	-
						Bottom side	10	509202	2546.01	20	19.87	103.04%	0.127	0.131	-
						Right side	10	509202	2546.01	20	19.87	103.04%	0.022	0.023	-
						Left side	10	509202	2546.01	20	19.87	103.04%	0.053	0.055	-
				270 RB	0	Front side	10	509202	2546.01	19	18.88	102.80%	0.024	0.024	-
						Back side	10	509202	2546.01	19	18.88	102.80%	0.367	0.377	-
						Top side	10	509202	2546.01	19	18.88	102.80%	0.002	0.002	-
						Bottom side	10	509202	2546.01	19	18.88	102.80%	0.104	0.107	-
						Right side	10	509202	2546.01	19	18.88	102.80%	0.014	0.015	-
						Left side	10	509202	2546.01	19	18.88	102.80%	0.045	0.046	-

Unless otherwise stated the results shown in this test report refer only to the sample(s) tested and such sample(s) are retained for 90 days only.
除非另有說明，此報告結果僅對測試之樣品負責，同時此樣品僅保留90天。本報告未經本公司書面許可，不可部份複製。
This document is issued by the Company subject to its General Conditions of Service printed overleaf, available on request or accessible at http://www.sgs.com.tw/Terms-and-Conditions and for electronic format documents, subject to Terms and Conditions for Electronic Documents at http://www.sgs.com.tw/Terms-and-Conditions. Attention is drawn to the limitation of liability, indemnification and jurisdiction issues defined therein. Any holder of this document is advised that information contained hereon reflects the Company's findings at the time of its intervention only and within the limits of Client's instructions, if any. The Company's sole responsibility is to its Client and this document does not exonerate parties to a transaction from exercising all their rights and obligations under the transaction documents. This document cannot be reproduced except in full, without prior written approval of the Company. Any unauthorized alteration, forgery or falsification of the content or appearance of this document is unlawful and offenders may be prosecuted to the fullest extent of the law.

with WLAN mode

Hotspot_Lower antenna_gaming mode

n41

Band	Mode	Bandwidth (MHz)	Modulation	RB Size	RB start	Position	Distance (mm)	CH	Freq. (MHz)	Max. Rated Avg. Power + Max. Tolerance (dBm)	Measured Avg. Power (dBm)	Scaling	Averaged SAR over 1g (W/kg)		Plot page
													Measured	Reported	
n41	Hotspot	100MHz	DTF-s QPSK OFDM	1 RB	1	Back side	10	513900	2569.5	20.5	20.32	104.23%	0.543	0.566	-
					137	Front side	10	509202	2546.01	20.5	20.48	100.46%	0.032	0.032	-
						Back side	10	509202	2546.01	20.5	20.48	100.46%	0.568	0.571	102
						Back side	10	518598	2592.99	20.5	20.49	100.23%	0.452	0.453	-
						Back side	10	523299	2616.495	20.5	20.38	102.80%	0.502	0.516	-
						Back side	10	528000	2640	20.5	20.35	103.51%	0.512	0.530	-
						Top side	10	509202	2546.01	20.5	20.48	100.46%	0.004	0.004	-
						Bottom side	10	509202	2546.01	20.5	20.48	100.46%	0.153	0.154	-
						Right side	10	509202	2546.01	20.5	20.48	100.46%	0.025	0.025	-
						Left side	10	509202	2546.01	20.5	20.48	100.46%	0.062	0.062	-
				135 RB	69	Front side	10	509202	2546.01	20.5	20.49	100.23%	0.031	0.031	-
						Back side	10	509202	2546.01	20.5	20.49	100.23%	0.523	0.524	-
						Top side	10	509202	2546.01	20.5	20.49	100.23%	0.004	0.004	-
						Bottom side	10	509202	2546.01	20.5	20.49	100.23%	0.151	0.151	-
						Right side	10	509202	2546.01	20.5	20.49	100.23%	0.023	0.023	-
						Left side	10	509202	2546.01	20.5	20.49	100.23%	0.061	0.061	-
				270 RB	0	Front side	10	509202	2546.01	19.5	19.48	100.46%	0.024	0.024	-
						Back side	10	509202	2546.01	19.5	19.48	100.46%	0.429	0.431	-
						Top side	10	509202	2546.01	19.5	19.48	100.46%	0.003	0.003	-
						Bottom side	10	509202	2546.01	19.5	19.48	100.46%	0.118	0.119	-
						Right side	10	509202	2546.01	19.5	19.48	100.46%	0.018	0.018	-
						Left side	10	509202	2546.01	19.5	19.48	100.46%	0.051	0.051	-

Unless otherwise stated the results shown in this test report refer only to the sample(s) tested and such sample(s) are retained for 90 days only.
除非另有說明，此報告結果僅對測試之樣品負責，同時此樣品僅保留90天。本報告未經本公司書面許可，不可部份複製。
This document is issued by the Company subject to its General Conditions of Service printed overleaf, available on request or accessible at http://www.sgs.com.tw/Terms-and-Conditions and for electronic format documents, subject to Terms and Conditions for Electronic Documents at http://www.sgs.com.tw/Terms-and-Conditions. Attention is drawn to the limitation of liability, indemnification and jurisdiction issues defined therein. Any holder of this document is advised that information contained hereon reflects the Company's findings at the time of its intervention only and within the limits of Client's instructions, if any. The Company's sole responsibility is to its Client and this document does not exonerate parties to a transaction from exercising all their rights and obligations under the transaction documents. This document cannot be reproduced except in full, without prior written approval of the Company. Any unauthorized alteration, forgery or falsification of the content or appearance of this document is unlawful and offenders may be prosecuted to the fullest extent of the law.

ENDC with WLAN mode

Head_Lower antenna_ENDC with WLAN calling mode

n2

Band	Mode	Bandwidth (MHz)	Modulation	RB Size	RB start	Position	Distance (mm)	CH	Freq. (MHz)	Max. Rated Avg. Power + Max. Tolerance (dBm)	Measured Avg. Power (dBm)	Scaling	Averaged SAR over 1g (W/kg)		Plot page
													Measured	Reported	
n2	Head	20MHz	DTF-s QPSK OFDM	1 RB	53	RE Cheek	-	372000	1860	18.5	17.46	127.06%	0.023	0.029	-
						RE Cheek	-	376000	1880	18.5	17.48	126.47%	0.028	0.036	103
						RE Cheek	-	380000	1900	18.5	17.41	128.53%	0.020	0.026	-
						RE Tilt	-	376000	1880	18.5	17.48	126.47%	0.015	0.019	-
						LE Cheek	-	376000	1880	18.5	17.48	126.47%	0.022	0.027	-
						LE Tilt	-	376000	1880	18.5	17.48	126.47%	0.011	0.014	-
				50 RB	28	RE Cheek	-	376000	1880	18.5	17.37	129.72%	0.016	0.021	-
						RE Tilt	-	376000	1880	18.5	17.37	129.72%	0.010	0.013	-
						LE Cheek	-	376000	1880	18.5	17.37	129.72%	0.016	0.021	-
						LE Tilt	-	376000	1880	18.5	17.37	129.72%	0.007	0.010	-
				100 RB		RE Cheek	-	380000	1900	17.5	16.31	131.52%	0.010	0.013	-
						RE Tilt	-	380000	1900	17.5	16.31	131.52%	0.008	0.011	-
						LE Cheek	-	380000	1900	17.5	16.31	131.52%	0.010	0.014	-
						LE Tilt	-	380000	1900	17.5	16.31	131.52%	0.005	0.006	-

n41

Band	Mode	Bandwidth (MHz)	Modulation	RB Size	RB start	Position	Distance (mm)	CH	Freq. (MHz)	Max. Rated Avg. Power + Max. Tolerance (dBm)	Measured Avg. Power (dBm)	Scaling	Averaged SAR over 1g (W/kg)		Plot page
													Measured	Reported	
n41	Head	100MHz	DTF-s QPSK OFDM	1 RB	1	RE Cheek	-	513900	2569.5	20	19.93	101.62%	0.009	0.010	104
					137	RE Cheek	-	509202	2546.01	20	19.95	101.16%	0.007	0.008	-
						RE Cheek	-	518598	2592.99	20	19.81	104.47%	0.005	0.006	-
						RE Cheek	-	523299	2616.495	20	19.68	107.65%	0.004	0.005	-
						RE Cheek	-	528000	2640	20	19.88	102.80%	0.002	0.002	-
						RE Tilt	-	509202	2546.01	20	19.95	101.16%	0.005	0.005	-
						LE Cheek	-	509202	2546.01	20	19.95	101.16%	0.006	0.006	-
						LE Tilt	-	509202	2546.01	20	19.95	101.16%	0.003	0.003	-
				135 RB	69	RE Cheek	-	509202	2546.01	20	19.87	103.04%	0.006	0.006	-
						RE Tilt	-	509202	2546.01	20	19.87	103.04%	0.003	0.003	-
						LE Cheek	-	509202	2546.01	20	19.87	103.04%	0.005	0.005	-
						LE Tilt	-	509202	2546.01	20	19.87	103.04%	0.002	0.002	-
				270 RB	0	RE Cheek	-	509202	2546.01	19	18.88	102.80%	0.004	0.004	-
						RE Tilt	-	509202	2546.01	19	18.88	102.80%	0.003	0.003	-
						LE Cheek	-	509202	2546.01	19	18.88	102.80%	0.003	0.004	-
						LE Tilt	-	509202	2546.01	19	18.88	102.80%	0.001	0.001	-

Unless otherwise stated the results shown in this test report refer only to the sample(s) tested and such sample(s) are retained for 90 days only.
除非另有說明，此報告結果僅對測試之樣品負責，同時此樣品僅保留90天。本報告未經本公司書面許可，不可部份複製。
This document is issued by the Company subject to its General Conditions of Service printed overleaf, available on request or accessible at http://www.sgs.com.tw/Terms-and-Conditions and for electronic format documents, subject to Terms and Conditions for Electronic Documents at http://www.sgs.com.tw/Terms-and-Conditions. Attention is drawn to the limitation of liability, indemnification and jurisdiction issues defined therein. Any holder of this document is advised that information contained hereon reflects the Company's findings at the time of its intervention only and within the limits of Client's instructions, if any. The Company's sole responsibility is to its Client and this document does not exonerate parties to a transaction from exercising all their rights and obligations under the transaction documents. This document cannot be reproduced except in full, without prior written approval of the Company. Any unauthorized alteration, forgery or falsification of the content or appearance of this document is unlawful and offenders may be prosecuted to the fullest extent of the law.

n66

Band	Mode	Bandwidth (MHz)	Modulation	RB Size	RB start	Position	Distance (mm)	CH	Freq. (MHz)	Max. Rated Avg. Power + Max. Tolerance (dBm)	Measured Avg. Power (dBm)	Scaling	Averaged SAR over 1g (W/kg)		Plot page
													Measured	Reported	
n66	Head	40MHz	DTF-s QPSK OFDM	1 RB	1	RE Cheek	-	346000	1730	19.5	19.46	100.93%	0.036	0.036	105
						RE Cheek	-	349000	1745	19.5	19.36	103.28%	0.029	0.030	-
						RE Cheek	-	352000	1760	19.5	19.29	104.95%	0.030	0.032	-
						RE Tilt	-	346000	1730	19.5	19.46	100.93%	0.025	0.025	-
						LE Cheek	-	346000	1730	19.5	19.46	100.93%	0.034	0.034	-
						LE Tilt	-	346000	1730	19.5	19.46	100.93%	0.017	0.017	-
				135 RB	56	RE Cheek	-	346000	1730	18.42	19.45	78.89%	0.028	0.022	-
						RE Tilt	-	346000	1730	18.42	19.45	78.89%	0.023	0.018	-
						LE Cheek	-	346000	1730	18.42	19.45	78.89%	0.031	0.025	-
						LE Tilt	-	346000	1730	18.42	19.45	78.89%	0.015	0.012	-
				200 RB	0	RE Cheek	-	349000	1745	18.5	18.42	101.86%	0.021	0.021	-
						RE Tilt	-	349000	1745	18.5	18.42	101.86%	0.015	0.015	-
						LE Cheek	-	349000	1745	18.5	18.42	101.86%	0.023	0.023	-
						LE Tilt	-	349000	1745	18.5	18.42	101.86%	0.010	0.010	-

n71

Band	Mode	Bandwidth (MHz)	Modulation	RB Size	RB start	Position	Distance (mm)	CH	Freq. (MHz)	Max. Rated Avg. Power + Max. Tolerance (dBm)	Measured Avg. Power (dBm)	Scaling	Averaged SAR over 1g (W/kg)		Plot page
													Measured	Reported	
n71	Head	20MHz	DTF-s QPSK OFDM	1 RB	1	RE Cheek	-	134600	673	24.5	23.77	118.30%	0.010	0.012	106
						RE Cheek	-	136100	680.5	24.5	23.70	120.23%	0.007	0.008	-
						RE Cheek	-	137600	688	24.5	23.55	124.45%	0.003	0.004	-
						RE Tilt	-	134600	673	24.5	23.77	118.30%	0.006	0.007	-
						LE Cheek	-	134600	673	24.5	23.77	118.30%	0.007	0.009	-
						LE Tilt	-	134600	673	24.5	23.77	118.30%	0.003	0.004	-
				50 RB	28	RE Cheek	-	136100	680.5	24.5	23.69	120.50%	0.007	0.008	-
						RE Tilt	-	136100	680.5	24.5	23.69	120.50%	0.004	0.005	-
						LE Cheek	-	136100	680.5	24.5	23.69	120.50%	0.005	0.006	-
						LE Tilt	-	136100	680.5	24.5	23.69	120.50%	0.002	0.003	-
				100 RB	0	RE Cheek	-	136100	680.5	24.5	22.57	155.96%	0.005	0.007	-
						RE Tilt	-	136100	680.5	24.5	22.57	155.96%	0.003	0.005	-
						LE Cheek	-	136100	680.5	24.5	22.57	155.96%	0.004	0.007	-
						LE Tilt	-	136100	680.5	24.5	22.57	155.96%	0.002	0.003	-

Unless otherwise stated the results shown in this test report refer only to the sample(s) tested and such sample(s) are retained for 90 days only.
除非另有說明，此報告結果僅對測試之樣品負責，同時此樣品僅保留90天。本報告未經本公司書面許可，不可部份複製。
This document is issued by the Company subject to its General Conditions of Service printed overleaf, available on request or accessible at http://www.sgs.com.tw/Terms-and-Conditions and for electronic format documents, subject to Terms and Conditions for Electronic Documents at http://www.sgs.com.tw/Terms-and-Conditions. Attention is drawn to the limitation of liability, indemnification and jurisdiction issues defined therein. Any holder of this document is advised that information contained hereon reflects the Company's findings at the time of its intervention only and within the limits of Client's instructions, if any. The Company's sole responsibility is to its Client and this document does not exonerate parties to a transaction from exercising all their rights and obligations under the transaction documents. This document cannot be reproduced except in full, without prior written approval of the Company. Any unauthorized alteration, forgery or falsification of the content or appearance of this document is unlawful and offenders may be prosecuted to the fullest extent of the law.

Hotspot_Lower antenna (ENDC with WLAN calling/camera/normal/gaming mode)

n2

Band	Mode	Bandwidth (MHz)	Modulation	RB Size	RB start	Position	Distance (mm)	CH	Freq. (MHz)	Max. Rated Avg. Power + Max. Tolerance (dBm)	Measured Avg. Power (dBm)	Scaling	Averaged SAR over 1g (W/kg)		Plot page
													Measured	Reported	
n2	Hotspot	20MHz	DTF-s QPSK OFDM	1 RB	53	Front side	10	376000	1880	18.5	17.48	126.47%	0.098	0.124	-
						Back side	10	376000	1880	18.5	17.48	126.47%	0.119	0.151	-
						Top side	10	376000	1880	18.5	17.48	126.47%	0.001	0.001	-
						Bottom side	10	372000	1860	18.5	17.46	127.06%	0.393	0.499	-
						Bottom side	10	376000	1880	18.5	17.48	126.47%	0.411	0.520	107
						Bottom side	10	380000	1900	18.5	17.41	128.53%	0.374	0.481	-
						Right side	10	376000	1880	18.5	17.48	126.47%	0.027	0.035	-
						Left side	10	376000	1880	18.5	17.48	126.47%	0.063	0.080	-
				50 RB	28	Front side	10	376000	1880	18.5	17.37	129.72%	0.093	0.120	-
						Back side	10	376000	1880	18.5	17.37	129.72%	0.102	0.132	-
						Top side	10	376000	1880	18.5	17.37	129.72%	0.001	0.001	-
						Bottom side	10	376000	1880	18.5	17.37	129.72%	0.372	0.483	-
						Right side	10	376000	1880	18.5	17.37	129.72%	0.025	0.033	-
						Left side	10	376000	1880	18.5	17.37	129.72%	0.060	0.078	-
				100 RB		Front side	10	380000	1900	17.5	16.31	131.52%	0.072	0.095	-
						Back side	10	380000	1900	17.5	16.31	131.52%	0.078	0.103	-
						Top side	10	380000	1900	17.5	16.31	131.52%	0.001	0.001	-
						Bottom side	10	380000	1900	17.5	16.31	131.52%	0.289	0.380	-
						Right side	10	380000	1900	17.5	16.31	131.52%	0.022	0.029	-
						Left side	10	380000	1900	17.5	16.31	131.52%	0.046	0.061	-

n5

Band	Mode	Bandwidth (MHz)	Modulation	RB Size	RB start	Position	Distance (mm)	CH	Freq. (MHz)	Max. Rated Avg. Power + Max. Tolerance (dBm)	Measured Avg. Power (dBm)	Scaling	Averaged SAR over 1g (W/kg)		Plot page
													Measured	Reported	
n5	Hotspot	20MHz	DTF-s QPSK OFDM	1 RB	53	Front side	10	166800	834	24.5	23.02	140.60%	0.042	0.059	-
						Front side	10	167300	836.5	24.5	23.28	132.43%	0.080	0.105	108
						Front side	10	167800	839	24.5	23.06	139.32%	0.061	0.085	-
						Back side	10	167300	836.5	24.5	23.28	132.43%	0.055	0.073	-
						Top side	10	167300	836.5	24.5	23.28	132.43%	0.001	0.001	-
						Bottom side	10	167300	836.5	24.5	23.28	132.43%	0.007	0.010	-
						Right side	10	167300	836.5	24.5	23.28	132.43%	0.001	0.001	-
						Left side	10	167300	836.5	24.5	23.28	132.43%	0.001	0.001	-
				50 RB	28	Front side	10	167300	836.5	24.5	23.24	133.66%	0.056	0.075	-
						Back side	10	167300	836.5	24.5	23.24	133.66%	0.044	0.058	-
						Top side	10	167300	836.5	24.5	23.24	133.66%	0.001	0.001	-
						Bottom side	10	167300	836.5	24.5	23.24	133.66%	0.005	0.007	-
						Right side	10	167300	836.5	24.5	23.24	133.66%	0.001	0.001	-
						Left side	10	167300	836.5	24.5	23.24	133.66%	0.001	0.001	-
				100 RB		Front side	10	167300	836.5	23.5	22.12	137.40%	0.045	0.062	-
						Back side	10	167300	836.5	23.5	22.12	137.40%	0.033	0.046	-
						Top side	10	167300	836.5	23.5	22.12	137.40%	0.001	0.001	-
						Bottom side	10	167300	836.5	23.5	22.12	137.40%	0.003	0.005	-
						Right side	10	167300	836.5	23.5	22.12	137.40%	0.001	0.001	-
						Left side	10	167300	836.5	23.5	22.12	137.40%	0.001	0.001	-

n66

Band	Mode	Bandwidth (MHz)	Modulation	RB Size	RB start	Position	Distance (mm)	CH	Freq. (MHz)	Max. Rated Avg. Power + Max. Tolerance (dBm)	Measured Avg. Power (dBm)	Scaling	Averaged SAR over 1g (W/kg)		Plot page
													Measured	Reported	
n66	Hotspot	40MHz	DTF-s QPSK OFDM	1 RB	1	Front side	10	346000	1730	19.5	19.46	100.93%	0.134	0.135	-
						Back side	10	346000	1730	19.5	19.46	100.93%	0.266	0.268	-
						Top side	10	346000	1730	19.5	19.46	100.93%	0.001	0.001	-
						Bottom side	10	346000	1730	19.5	19.46	100.93%	0.589	0.594	109
						Bottom side	10	349000	1745	19.5	19.36	103.28%	0.543	0.561	-
						Bottom side	10	352000	1760	19.5	19.29	104.95%	0.561	0.589	-
						Right side	10	346000	1730	19.5	19.46	100.93%	0.005	0.005	-
						Left side	10	346000	1730	19.5	19.46	100.93%	0.074	0.074	-
				100 RB	56	Front side	10	346000	1730	19.5	19.45	101.16%	0.122	0.123	-
						Back side	10	346000	1730	19.5	19.45	101.16%	0.243	0.246	-
						Top side	10	346000	1730	19.5	19.45	101.16%	0.001	0.001	-
						Bottom side	10	346000	1730	19.5	19.45	101.16%	0.553	0.559	-
						Right side	10	346000	1730	19.5	19.45	101.16%	0.004	0.004	-
						Left side	10	346000	1730	19.5	19.45	101.16%	0.071	0.072	-
				200 RB	0	Front side	10	349000	1745	18.5	18.42	101.86%	0.094	0.095	-
						Back side	10	349000	1745	18.5	18.42	101.86%	0.162	0.165	-
						Top side	10	349000	1745	18.5	18.42	101.86%	0.001	0.001	-
						Bottom side	10	349000	1745	18.5	18.42	101.86%	0.435	0.443	-
						Right side	10	349000	1745	18.5	18.42	101.86%	0.003	0.003	-
						Left side	10	349000	1745	18.5	18.42	101.86%	0.052	0.053	-

Unless otherwise stated the results shown in this test report refer only to the sample(s) tested and such sample(s) are retained for 90 days only.
除非另有說明，此報告結果僅對測試之樣品負責，同時此樣品僅保留90天。本報告未經本公司書面許可，不可部份複製。
This document is issued by the Company subject to its General Conditions of Service printed overleaf, available on request or accessible at http://www.sgs.com.tw/Terms-and-Conditions and for electronic format documents, subject to Terms and Conditions for Electronic Documents at http://www.sgs.com.tw/Terms-and-Conditions. Attention is drawn to the limitation of liability, indemnification and jurisdiction issues defined therein. Any holder of this document is advised that information contained hereon reflects the Company's findings at the time of its intervention only and within the limits of Client's instructions, if any. The Company's sole responsibility is to its Client and this document does not exonerate parties to a transaction from exercising all their rights and obligations under the transaction documents. This document cannot be reproduced except in full, without prior written approval of the Company. Any unauthorized alteration, forgery or falsification of the content or appearance of this document is unlawful and offenders may be prosecuted to the fullest extent of the law.

n71

Band	Mode	Bandwidth (MHz)	Modulation	RB Size	RB start	Position	Distance (mm)	CH	Freq. (MHz)	Max. Rated Avg. Power + Max. Tolerance (dBm)	Measured Avg. Power (dBm)	Scaling	Averaged SAR over 1g (W/kg)		Plot page
													Measured	Reported	
n71	Hotspot	20MHz	DTF-s QPSK OFDM	1 RB	1	Front side	10	134600	673	24.5	23.77	118.30%	0.026	0.031	110
						Front side	10	136100	680.5	24.5	23.70	120.23%	0.012	0.014	-
						Front side	10	137600	688	24.5	23.55	124.45%	0.015	0.019	-
						Back side	10	134600	673	24.5	23.77	118.30%	0.014	0.017	-
						Top side	10	134600	673	24.5	23.77	118.30%	0.002	0.002	-
						Bottom side	10	134600	673	24.5	23.77	118.30%	0.004	0.005	-
						Right side	10	134600	673	24.5	23.77	118.30%	0.006	0.007	-
						Left side	10	134600	673	24.5	23.77	118.30%	0.003	0.004	-
				50 RB	28	Front side	10	136100	680.5	24.5	23.69	120.50%	0.010	0.012	-
						Back side	10	136100	680.5	24.5	23.69	120.50%	0.009	0.011	-
						Top side	10	136100	680.5	24.5	23.69	120.50%	0.001	0.001	-
						Bottom side	10	136100	680.5	24.5	23.69	120.50%	0.002	0.002	-
						Right side	10	136100	680.5	24.5	23.69	120.50%	0.003	0.004	-
						Left side	10	136100	680.5	24.5	23.69	120.50%	0.001	0.001	-
				100 RB	0	Front side	10	136100	680.5	24.5	22.57	155.96%	0.007	0.011	-
						Back side	10	136100	680.5	24.5	22.57	155.96%	0.008	0.013	-
						Top side	10	136100	680.5	24.5	22.57	155.96%	0.001	0.002	-
						Bottom side	10	136100	680.5	24.5	22.57	155.96%	0.001	0.002	-
						Right side	10	136100	680.5	24.5	22.57	155.96%	0.002	0.003	-
						Left side	10	136100	680.5	24.5	22.57	155.96%	0.001	0.002	-

Unless otherwise stated the results shown in this test report refer only to the sample(s) tested and such sample(s) are retained for 90 days only.
除非另有說明，此報告結果僅對測試之樣品負責，同時此樣品僅保留90天。本報告未經本公司書面許可，不可部份複製。
This document is issued by the Company subject to its General Conditions of Service printed overleaf, available on request or accessible at http://www.sgs.com.tw/Terms-and-Conditions and for electronic format documents, subject to Terms and Conditions for Electronic Documents at http://www.sgs.com.tw/Terms-and-Conditions. Attention is drawn to the limitation of liability, indemnification and jurisdiction issues defined therein. Any holder of this document is advised that information contained hereon reflects the Company's findings at the time of its intervention only and within the limits of Client's instructions, if any. The Company's sole responsibility is to its Client and this document does not exonerate parties to a transaction from exercising all their rights and obligations under the transaction documents. This document cannot be reproduced except in full, without prior written approval of the Company. Any unauthorized alteration, forgery or falsification of the content or appearance of this document is unlawful and offenders may be prosecuted to the fullest extent of the law.

Hotspot_Lower antenna (ENDC with WLAN camera mode)

n41

Band	Mode	Bandwidth (MHz)	Modulation	RB Size	RB start	Position	Distance (mm)	CH	Freq. (MHz)	Max. Rated Avg. Power + Max. Tolerance (dBm)	Measured Avg. Power (dBm)	Scaling	Averaged SAR over 1g (W/kg)		Plot page
													Measured	Reported	
n41	Hotspot	100MHz	DTF-s QPSK OFDM	1 RB	1	Back side	10	513900	2569.5	18.5	18.45	101.16%	0.305	0.309	-
					137	Front side	10	509202	2546.01	18.5	18.47	100.69%	0.018	0.018	-
						Back side	10	509202	2546.01	18.5	18.47	100.69%	0.346	0.348	111
						Back side	10	518598	2592.99	18.5	18.33	103.99%	0.271	0.282	-
						Back side	10	523299	2616.495	18.5	18.37	103.04%	0.286	0.295	-
						Back side	10	528000	2640	18.5	18.40	102.33%	0.309	0.316	-
						Top side	10	509202	2546.01	18.5	18.47	100.69%	0.003	0.003	-
						Bottom side	10	509202	2546.01	18.5	18.47	100.69%	0.088	0.088	-
						Right side	10	509202	2546.01	18.5	18.47	100.69%	0.011	0.011	-
						Left side	10	509202	2546.01	18.5	18.47	100.69%	0.034	0.034	-
				135 RB	69	Front side	10	509202	2546.01	18.5	18.39	102.57%	0.016	0.017	-
						Back side	10	509202	2546.01	18.5	18.39	102.57%	0.317	0.325	-
						Top side	10	509202	2546.01	18.5	18.39	102.57%	0.002	0.002	-
						Bottom side	10	509202	2546.01	18.5	18.39	102.57%	0.082	0.084	-
						Right side	10	509202	2546.01	18.5	18.39	102.57%	0.010	0.010	-
						Left side	10	509202	2546.01	18.5	18.39	102.57%	0.032	0.033	-
				270 RB	0	Front side	10	509202	2546.01	17.5	17.40	102.33%	0.013	0.013	-
						Back side	10	509202	2546.01	17.5	17.40	102.33%	0.241	0.247	-
						Top side	10	509202	2546.01	17.5	17.40	102.33%	0.001	0.001	-
						Bottom side	10	509202	2546.01	17.5	17.40	102.33%	0.056	0.058	-
						Right side	10	509202	2546.01	17.5	17.40	102.33%	0.007	0.007	-
						Left side	10	509202	2546.01	17.5	17.40	102.33%	0.024	0.024	-

Hotspot_Lower antenna (ENDC with WLAN gaming mode)

n41

Band	Mode	Bandwidth (MHz)	Modulation	RB Size	RB start	Position	Distance (mm)	CH	Freq. (MHz)	Max. Rated Avg. Power + Max. Tolerance (dBm)	Measured Avg. Power (dBm)	Scaling	Averaged SAR over 1g (W/kg)		Plot page
													Measured	Reported	
n41	Hotspot	100MHz	DTF-s QPSK OFDM	1 RB	1	Back side	10	513900	2569.5	19.5	19.42	101.86%	0.415	0.423	-
					137	Front side	10	509202	2546.01	19.5	19.46	100.93%	0.023	0.023	-
						Back side	10	509202	2546.01	19.5	19.46	100.93%	0.432	0.436	112
						Back side	10	518598	2592.99	19.5	19.35	103.51%	0.372	0.385	-
						Back side	10	523299	2616.495	19.5	19.24	106.17%	0.385	0.409	-
						Back side	10	528000	2640	19.5	19.38	102.80%	0.378	0.389	-
						Top side	10	509202	2546.01	19.5	19.46	100.93%	0.003	0.003	-
						Bottom side	10	509202	2546.01	19.5	19.46	100.93%	0.107	0.108	-
						Right side	10	509202	2546.01	19.5	19.46	100.93%	0.018	0.018	-
						Left side	10	509202	2546.01	19.5	19.46	100.93%	0.046	0.047	-
				135 RB	69	Front side	10	509202	2546.01	19.5	19.38	102.80%	0.022	0.022	-
						Back side	10	509202	2546.01	19.5	19.38	102.80%	0.409	0.420	-
						Top side	10	509202	2546.01	19.5	19.38	102.80%	0.002	0.002	-
						Bottom side	10	509202	2546.01	19.5	19.38	102.80%	0.093	0.096	-
						Right side	10	509202	2546.01	19.5	19.38	102.80%	0.012	0.013	-
						Left side	10	509202	2546.01	19.5	19.38	102.80%	0.042	0.043	-
				270 RB	0	Front side	10	509202	2546.01	18.5	18.39	102.57%	0.015	0.016	-
						Back side	10	509202	2546.01	18.5	18.39	102.57%	0.318	0.326	-
						Top side	10	509202	2546.01	18.5	18.39	102.57%	0.001	0.001	-
						Bottom side	10	509202	2546.01	18.5	18.39	102.57%	0.071	0.073	-
						Right side	10	509202	2546.01	18.5	18.39	102.57%	0.009	0.010	-
						Left side	10	509202	2546.01	18.5	18.39	102.57%	0.033	0.034	-

Unless otherwise stated the results shown in this test report refer only to the sample(s) tested and such sample(s) are retained for 90 days only.
除非另有說明，此報告結果僅對測試之樣品負責，同時此樣品僅保留90天。本報告未經本公司書面許可，不可部份複製。
This document is issued by the Company subject to its General Conditions of Service printed overleaf, available on request or accessible at http://www.sgs.com.tw/Terms-and-Conditions and for electronic format documents, subject to Terms and Conditions for Electronic Documents at http://www.sgs.com.tw/Terms-and-Conditions. Attention is drawn to the limitation of liability, indemnification and jurisdiction issues defined therein. Any holder of this document is advised that information contained hereon reflects the Company's findings at the time of its intervention only and within the limits of Client's instructions, if any. The Company's sole responsibility is to its Client and this document does not exonerate parties to a transaction from exercising all their rights and obligations under the transaction documents. This document cannot be reproduced except in full, without prior written approval of the Company. Any unauthorized alteration, forgery or falsification of the content or appearance of this document is unlawful and offenders may be prosecuted to the fullest extent of the law.

ENDC_5G NR

without WLAN mode

Head_Lower antenna

n2

Band	Mode	Bandwidth (MHz)	Modulation	RB Size	RB start	Position	Distance (mm)	CH	Freq. (MHz)	Max. Rated Avg. Power + Max. Tolerance (dBm)	Measured Avg. Power (dBm)	Scaling	Averaged SAR over 1g (W/kg)		Plot page
													Measured	Reported	
n2	Head	20MHz	DTF-s QPSK OFDM	1 RB	53	RE Cheek	-	372000	1860	22.5	22.37	103.04%	0.075	0.077	-
						RE Cheek	-	376000	1880	22.5	22.45	101.16%	0.091	0.092	113
						RE Cheek	-	380000	1900	22.5	22.35	103.51%	0.079	0.082	-
						RE Tilt	-	376000	1880	22.5	22.45	101.16%	0.054	0.055	-
						LE Cheek	-	376000	1880	22.5	22.45	101.16%	0.073	0.074	-
						LE Tilt	-	376000	1880	22.5	22.45	101.16%	0.041	0.042	-
				50 RB	28	RE Cheek	-	376000	1880	22.5	22.34	103.75%	0.072	0.075	-
						RE Tilt	-	376000	1880	22.5	22.34	103.75%	0.046	0.048	-
						LE Cheek	-	376000	1880	22.5	22.34	103.75%	0.058	0.060	-
						LE Tilt	-	376000	1880	22.5	22.34	103.75%	0.028	0.029	-
				100 RB		RE Cheek	-	380000	1900	21.5	21.34	103.75%	0.064	0.066	-
						RE Tilt	-	380000	1900	21.5	21.34	103.75%	0.033	0.034	-
						LE Cheek	-	380000	1900	21.5	21.34	103.75%	0.052	0.054	-
						LE Tilt	-	380000	1900	21.5	21.34	103.75%	0.021	0.022	-

n5 (without WLAN & ENDC with WLAN)

Band	Mode	Bandwidth (MHz)	Modulation	RB Size	RB start	Position	Distance (mm)	CH	Freq. (MHz)	Max. Rated Avg. Power + Max. Tolerance (dBm)	Measured Avg. Power (dBm)	Scaling	Averaged SAR over 1g (W/kg)		Plot page
													Measured	Reported	
n5	Head	20MHz	DTF-s QPSK OFDM	1 RB	53	RE Cheek	-	166800	834	24.5	23.02	140.60%	0.012	0.017	-
						RE Cheek	-	167300	836.5	24.5	23.28	132.43%	0.017	0.022	114
						RE Cheek	-	167800	839	24.5	23.06	139.32%	0.010	0.014	-
						RE Tilt	-	167300	836.5	24.5	23.28	132.43%	0.009	0.012	-
						LE Cheek	-	167300	836.5	24.5	23.28	132.43%	0.012	0.016	-
						LE Tilt	-	167300	836.5	24.5	23.28	132.43%	0.006	0.008	-
				50 RB	28	RE Cheek	-	167300	836.5	24.5	23.24	133.66%	0.011	0.015	-
						RE Tilt	-	167300	836.5	24.5	23.24	133.66%	0.006	0.009	-
						LE Cheek	-	167300	836.5	24.5	23.24	133.66%	0.008	0.011	-
						LE Tilt	-	167300	836.5	24.5	23.24	133.66%	0.002	0.003	-
				100 RB		RE Cheek	-	167300	836.5	23.5	22.12	137.40%	0.013	0.018	-
						RE Tilt	-	167300	836.5	23.5	22.12	137.40%	0.004	0.006	-
						LE Cheek	-	167300	836.5	23.5	22.12	137.40%	0.005	0.007	-
						LE Tilt	-	167300	836.5	23.5	22.12	137.40%	0.001	0.002	-

n41

Band	Mode	Bandwidth (MHz)	Modulation	RB Size	RB start	Position	Distance (mm)	CH	Freq. (MHz)	Max. Rated Avg. Power + Max. Tolerance (dBm)	Measured Avg. Power (dBm)	Scaling	Averaged SAR over 1g (W/kg)		Plot page
													Measured	Reported	
n41	Head	100MHz	DTF-s QPSK OFDM	1 RB	1	RE Cheek	-	513900	2569.5	20	19.93	101.62%	0.009	0.009	115
					137	RE Cheek	-	509202	2546.01	20	19.96	100.93%	0.008	0.008	-
						RE Cheek	-	518598	2592.99	20	19.89	102.57%	0.007	0.007	-
						RE Cheek	-	523299	2616.495	20	19.81	104.47%	0.004	0.004	-
						RE Cheek	-	528000	2640	20	19.84	103.75%	0.002	0.002	-
						RE Tilt	-	509202	2546.01	20	19.96	100.93%	0.005	0.005	-
						LE Cheek	-	509202	2546.01	20	19.96	100.93%	0.006	0.006	-
						LE Tilt	-	509202	2546.01	20	19.96	100.93%	0.002	0.002	-
				135 RB	69	RE Cheek	-	509202	2546.01	20	19.82	104.23%	0.005	0.005	-
						RE Tilt	-	509202	2546.01	20	19.82	104.23%	0.003	0.003	-
						LE Cheek	-	509202	2546.01	20	19.82	104.23%	0.004	0.004	-
						LE Tilt	-	509202	2546.01	20	19.82	104.23%	0.001	0.001	-
				270 RB	0	RE Cheek	-	509202	2546.01	19	18.96	100.93%	0.004	0.004	-
						RE Tilt	-	509202	2546.01	19	18.96	100.93%	0.002	0.002	-
						LE Cheek	-	509202	2546.01	19	18.96	100.93%	0.002	0.002	-
						LE Tilt	-	509202	2546.01	19	18.96	100.93%	0.001	0.001	-

Unless otherwise stated the results shown in this test report refer only to the sample(s) tested and such sample(s) are retained for 90 days only.
除非另有說明，此報告結果僅對測試之樣品負責，同時此樣品僅保留90天。本報告未經本公司書面許可，不可部份複製。
This document is issued by the Company subject to its General Conditions of Service printed overleaf, available on request or accessible at http://www.sgs.com.tw/Terms-and-Conditions and for electronic format documents, subject to Terms and Conditions for Electronic Documents at http://www.sgs.com.tw/Terms-and-Conditions. Attention is drawn to the limitation of liability, indemnification and jurisdiction issues defined therein. Any holder of this document is advised that information contained hereon reflects the Company's findings at the time of its intervention only and within the limits of Client's instructions, if any. The Company's sole responsibility is to its Client and this document does not exonerate parties to a transaction from exercising all their rights and obligations under the transaction documents. This document cannot be reproduced except in full, without prior written approval of the Company. Any unauthorized alteration, forgery or falsification of the content or appearance of this document is unlawful and offenders may be prosecuted to the fullest extent of the law.

n66

Band	Mode	Bandwidth (MHz)	Modulation	RB Size	RB start	Position	Distance (mm)	CH	Freq. (MHz)	Max. Rated Avg. Power + Max. Tolerance (dBm)	Measured Avg. Power (dBm)	Scaling	Averaged SAR over 1g (W/kg)		Plot page
													Measured	Reported	
n66	Head	40MHz	DTF-s QPSK OFDM	1 RB	1	RE Cheek	-	346000	1730	20.5	20.48	100.46%	0.047	0.047	116
						RE Cheek	-	349000	1745	20.5	20.30	104.71%	0.037	0.039	-
						RE Cheek	-	352000	1760	20.5	20.29	104.95%	0.042	0.044	-
						RE Tilt	-	346000	1730	20.5	20.48	100.46%	0.031	0.031	-
						LE Cheek	-	346000	1730	20.5	20.48	100.46%	0.042	0.042	-
						LE Tilt	-	346000	1730	20.5	20.48	100.46%	0.023	0.023	-
				100 RB	56	RE Cheek	-	346000	1730	20.5	20.46	100.93%	0.036	0.037	-
						RE Tilt	-	346000	1730	20.5	20.46	100.93%	0.023	0.023	-
						LE Cheek	-	346000	1730	20.5	20.46	100.93%	0.028	0.029	-
						LE Tilt	-	346000	1730	20.5	20.46	100.93%	0.017	0.017	-
				200 RB	0	RE Cheek	-	349000	1745	19.5	19.47	100.69%	0.030	0.030	-
						RE Tilt	-	349000	1745	19.5	19.47	100.69%	0.025	0.025	-
						LE Cheek	-	349000	1745	19.5	19.47	100.69%	0.022	0.022	-
						LE Tilt	-	349000	1745	19.5	19.47	100.69%	0.015	0.015	-

n71 (without WLAN & ENDC with WLAN)

Band	Mode	Bandwidth (MHz)	Modulation	RB Size	RB start	Position	Distance (mm)	CH	Freq. (MHz)	Max. Rated Avg. Power + Max. Tolerance (dBm)	Measured Avg. Power (dBm)	Scaling	Averaged SAR over 1g (W/kg)		Plot page
													Measured	Reported	
n71	Head	20MHz	DTF-s QPSK OFDM	1 RB	1	RE Cheek	-	134600	673	24.5	23.77	118.30%	0.010	0.012	117
						RE Cheek	-	136100	680.5	24.5	23.70	120.23%	0.007	0.008	-
						RE Cheek	-	137600	688	24.5	23.55	124.45%	0.003	0.004	-
						RE Tilt	-	134600	673	24.5	23.77	118.30%	0.006	0.007	-
						LE Cheek	-	134600	673	24.5	23.77	118.30%	0.007	0.009	-
						LE Tilt	-	134600	673	24.5	23.77	118.30%	0.003	0.004	-
				50 RB	28	RE Cheek	-	136100	680.5	24.5	23.69	120.50%	0.007	0.008	-
						RE Tilt	-	136100	680.5	24.5	23.69	120.50%	0.004	0.005	-
						LE Cheek	-	136100	680.5	24.5	23.69	120.50%	0.005	0.006	-
						LE Tilt	-	136100	680.5	24.5	23.69	120.50%	0.002	0.003	-
				100 RB	0	RE Cheek	-	136100	680.5	24.5	22.57	155.96%	0.005	0.007	-
						RE Tilt	-	136100	680.5	24.5	22.57	155.96%	0.003	0.005	-
						LE Cheek	-	136100	680.5	24.5	22.57	155.96%	0.004	0.007	-
						LE Tilt	-	136100	680.5	24.5	22.57	155.96%	0.002	0.003	-

Unless otherwise stated the results shown in this test report refer only to the sample(s) tested and such sample(s) are retained for 90 days only.
除非另有說明，此報告結果僅對測試之樣品負責，同時此樣品僅保留90天。本報告未經本公司書面許可，不可部份複製。
This document is issued by the Company subject to its General Conditions of Service printed overleaf, available on request or accessible at http://www.sgs.com.tw/Terms-and-Conditions and for electronic format documents, subject to Terms and Conditions for Electronic Documents at http://www.sgs.com.tw/Terms-and-Conditions. Attention is drawn to the limitation of liability, indemnification and jurisdiction issues defined therein. Any holder of this document is advised that information contained hereon reflects the Company's findings at the time of its intervention only and within the limits of Client's instructions, if any. The Company's sole responsibility is to its Client and this document does not exonerate parties to a transaction from exercising all their rights and obligations under the transaction documents. This document cannot be reproduced except in full, without prior written approval of the Company. Any unauthorized alteration, forgery or falsification of the content or appearance of this document is unlawful and offenders may be prosecuted to the fullest extent of the law.

WWAN only
Body-wron_Upper antenna

GSM850

Mode	Position	Distance (mm)	CH	Freq. (MHz)	Max. Rated Avg. Power + Max. Tolerance (dBm)	Measured Avg. Power (dBm)	Scaling	Averaged SAR over 1g (W/kg)		Plot page
								Measured	Reported	
GSM 850 (Bodu-worn)	Front side	15	128	824.2	34.0	32.04	157.04%	0.075	0.118	-
	Front side	15	190	836.5	34.0	32.42	143.88%	0.093	0.134	-
	Front side	15	251	848.8	34.0	32.21	151.01%	0.104	0.157	118
	Back side	15	190	836.5	34.0	32.42	143.88%	0.063	0.090	-

WCDMA Band V

Mode	Position	Distance (mm)	CH	Freq. (MHz)	Max. Rated Avg. Power + Max. Tolerance (dBm)	Measured Avg. Power (dBm)	Scaling	Averaged SAR over 1g (W/kg)		Plot page
								Measured	Reported	
WCDMA Band V	Front side	15	4132	826.4	24.5	23.18	135.52%	0.211	0.286	-
	Front side	15	4183	836.6	24.5	23.13	137.09%	0.218	0.299	119
	Front side	15	4233	846.6	24.5	23.09	138.36%	0.201	0.278	-
	Back side	15	4132	826.4	24.5	23.18	135.52%	0.193	0.262	-

LTE FDD Band 12

Band	Mode	Bandwidth (MHz)	Modulation	RB Size	RB start	Position	Distance (mm)	CH	Freq. (MHz)	Max. Rated Avg. Power + Max. Tolerance (dBm)	Measured Avg. Power (dBm)	Scaling	Averaged SAR over 1g (W/kg)		Plot page
													Measured	Reported	
LTE Band 12	Body-worn	10MHz	QPSK	1 RB	0	Front side	15	23060	704	24.5	22.82	147.23%	0.118	0.174	120
						Front side	15	23095	707.5	24.5	22.79	148.25%	0.115	0.170	-
						Front side	15	23130	711	24.5	22.92	143.88%	0.109	0.157	-
						Back side	15	23130	711	24.5	22.92	143.88%	0.098	0.140	-
				25 RB	25	Front side	15	23095	707.5	23.5	21.96	142.56%	0.117	0.167	-
						Back side	15	23095	707.5	23.5	21.96	142.56%	0.097	0.138	-
				50 RB		Front side	15	23060	704	23.5	21.97	142.23%	0.115	0.164	-
						Back side	15	23060	704	23.5	21.97	142.23%	0.094	0.134	-

LTE FDD Band 13

Band	Mode	Bandwidth (MHz)	Modulation	RB Size	RB start	Position	Distance (mm)	CH	Freq. (MHz)	Max. Rated Avg. Power + Max. Tolerance (dBm)	Measured Avg. Power (dBm)	Scaling	Averaged SAR over 1g (W/kg)		Plot page
													Measured	Reported	
LTE Band 13	Body-worn	10MHz	QPSK	1 RB	0	Front side	15	23230	782	24.5	23.10	138.04%	0.223	0.308	-
					25	Front side	15	23230	782	24.5	23.05	139.64%	0.218	0.304	-
					49	Front side	15	23230	782	24.5	23.40	128.82%	0.244	0.314	121
						Back side	15	23230	782	24.5	23.40	128.82%	0.208	0.268	-
				25 RB	12	Front side	15	23230	782	23.5	22.27	132.74%	0.204	0.271	-
						Back side	15	23230	782	23.5	22.27	132.74%	0.175	0.232	-
				50 RB		Front side	15	23230	782	23.5	22.16	136.14%	0.178	0.242	-
						Back side	15	23230	782	23.5	22.16	136.14%	0.146	0.199	-

LTE FDD Band 26

Band	Mode	Bandwidth (MHz)	Modulation	RB Size	RB start	Position	Distance (mm)	CH	Freq. (MHz)	Max. Rated Avg. Power + Max. Tolerance (dBm)	Measured Avg. Power (dBm)	Scaling	Averaged SAR over 1g (W/kg)		Plot page
													Measured	Reported	
LTE Band 26	Body-worn	15MHz	QPSK	1 RB	0	Front side	15	26765	821.5	24.5	23.70	120.23%	0.271	0.326	122
						Front side	15	26865	831.5	24.5	23.53	125.03%	0.255	0.319	-
						Front side	15	26965	841.5	24.5	23.46	127.06%	0.242	0.307	-
						Back side	15	26765	821.5	24.5	23.70	120.23%	0.215	0.258	-
				36 RB	18	Front side	15	26765	821.5	23.5	22.71	119.95%	0.169	0.203	-
						Back side	15	26765	821.5	23.5	22.71	119.95%	0.200	0.240	-
				75 RB		Front side	15	26765	821.5	23.5	22.70	120.23%	0.164	0.197	-
						Back side	15	26765	821.5	23.5	22.70	120.23%	0.105	0.126	-
CA_5B	Body-worn	10MHz	QPSK	1 RB	0	Front side	15	20450	829	24.5	22.99	141.58%	0.224	0.317	-

Unless otherwise stated the results shown in this test report refer only to the sample(s) tested and such sample(s) are retained for 90 days only.
除非另有說明，此報告結果僅對測試之樣品負責，同時此樣品僅保留90天。本報告未經本公司書面許可，不可部份複製。
This document is issued by the Company subject to its General Conditions of Service printed overleaf, available on request or accessible at http://www.sgs.com.tw/Terms-and-Conditions and for electronic format documents, subject to Terms and Conditions for Electronic Documents at http://www.sgs.com.tw/Terms-and-Conditions. Attention is drawn to the limitation of liability, indemnification and jurisdiction issues defined therein. Any holder of this document is advised that information contained hereon reflects the Company's findings at the time of its intervention only and within the limits of Client's instructions, if any. The Company's sole responsibility is to its Client and this document does not exonerate parties to a transaction from exercising all their rights and obligations under the transaction documents. This document cannot be reproduced except in full, without prior written approval of the Company. Any unauthorized alteration, forgery or falsification of the content or appearance of this document is unlawful and offenders may be prosecuted to the fullest extent of the law.

LTE FDD Band 71

Band	Mode	Bandwidth (MHz)	Modulation	RB Size	RB start	Position	Distance (mm)	CH	Freq. (MHz)	Max. Rated Avg. Power + Max. Tolerance (dBm)	Measured Avg. Power (dBm)	Scaling	Averaged SAR over 1g (W/kg)		Plot page
													Measured	Reported	
LTE Band 71	Body-worn	20MHz	QPSK	1 RB	0	Front side	15	133222	673	24.5	23.71	119.95%	0.097	0.116	-
						Front side	15	133297	680.5	24.5	23.70	120.23%	0.086	0.103	-
						Front side	15	133372	688	24.5	23.75	118.85%	0.108	0.128	123
						Back side	15	133372	688	24.5	23.75	118.85%	0.096	0.114	-
				50 RB	0	Front side	15	133222	673	23.5	22.81	117.22%	0.084	0.098	-
						Back side	15	133222	673	23.5	22.81	117.22%	0.081	0.095	-
				100 RB		Front side	15	133222	673	23.5	22.79	117.76%	0.083	0.098	-
						Back side	15	133222	673	23.5	22.79	117.76%	0.078	0.092	-

Unless otherwise stated the results shown in this test report refer only to the sample(s) tested and such sample(s) are retained for 90 days only.
除非另有說明，此報告結果僅對測試之樣品負責，同時此樣品僅保留90天。本報告未經本公司書面許可，不可部份複製。
This document is issued by the Company subject to its General Conditions of Service printed overleaf, available on request or accessible at http://www.sgs.com.tw/Terms-and-Conditions and for electronic format documents, subject to Terms and Conditions for Electronic Documents at http://www.sgs.com.tw/Terms-and-Conditions. Attention is drawn to the limitation of liability, indemnification and jurisdiction issues defined therein. Any holder of this document is advised that information contained hereon reflects the Company's findings at the time of its intervention only and within the limits of Client's instructions, if any. The Company's sole responsibility is to its Client and this document does not exonerate parties to a transaction from exercising all their rights and obligations under the transaction documents. This document cannot be reproduced except in full, without prior written approval of the Company. Any unauthorized alteration, forgery or falsification of the content or appearance of this document is unlawful and offenders may be prosecuted to the fullest extent of the law.

WWAN only

Body-wron_Lower antenna

GSM850

Mode	Position	Distance (mm)	CH	Freq. (MHz)	Max. Rated Avg. Power + Max. Tolerance (dBm)	Measured Avg. Power (dBm)	Scaling	Averaged SAR over 1g (W/kg)		Plot page
								Measured	Reported	
GSM 850 (Bodu-worn)	Front side	15	128	824.2	34.0	32.04	157.04%	0.298	0.468	-
	Front side	15	190	836.5	34.0	32.42	143.88%	0.335	0.482	-
	Front side	15	251	848.8	34.0	32.21	151.01%	0.347	0.524	124
	Back side	15	190	836.5	34.0	32.42	143.88%	0.298	0.429	-

GSM1900

Mode	Position	Distance (mm)	CH	Freq. (MHz)	Max. Rated Avg. Power + Max. Tolerance (dBm)	Measured Avg. Power (dBm)	Scaling	Averaged SAR over 1g (W/kg)		Plot page
								Measured	Reported	
GSM 1900 (Bodu-worn)	Front side	15	661	1880	31.0	30.50	112.20%	0.223	0.250	-
	Back side	15	512	1850.2	31.0	30.13	122.18%	0.352	0.430	-
	Back side	15	661	1880	31.0	30.50	112.20%	0.398	0.447	125
	Back side	15	810	1909.8	31.0	30.22	119.67%	0.311	0.372	-

WCDMA Band II

Mode	Position	Distance (mm)	CH	Freq. (MHz)	Max. Rated Avg. Power + Max. Tolerance (dBm)	Measured Avg. Power (dBm)	Scaling	Averaged SAR over 1g (W/kg)		Plot page
								Measured	Reported	
WCDMA Band II	Front side	15	9400	1880	24.5	23.11	137.72%	0.256	0.353	-
	Back side	15	9262	1852.4	24.5	23.09	138.36%	0.312	0.432	-
	Back side	15	9400	1880	24.5	23.11	137.72%	0.330	0.454	126
	Back side	15	9538	1907.6	24.5	23.04	139.96%	0.276	0.386	-

WCDMA Band IV

Mode	Position	Distance (mm)	CH	Freq. (MHz)	Max. Rated Avg. Power + Max. Tolerance (dBm)	Measured Avg. Power (dBm)	Scaling	Averaged SAR over 1g (W/kg)		Plot page
								Measured	Reported	
WCDMA Band IV	Front side	15	1513	1752.6	23.5	22.97	112.98%	0.183	0.207	-
	Back side	15	1312	1712.4	23.5	22.96	113.24%	0.196	0.222	-
	Back side	15	1412	1732.4	23.5	22.93	114.02%	0.230	0.262	-
	Back side	15	1513	1752.6	23.5	22.97	112.98%	0.260	0.294	127

WCDMA Band V

Mode	Position	Distance (mm)	CH	Freq. (MHz)	Max. Rated Avg. Power + Max. Tolerance (dBm)	Measured Avg. Power (dBm)	Scaling	Averaged SAR over 1g (W/kg)		Plot page
								Measured	Reported	
WCDMA Band V	Front side	15	4132	826.4	24.5	23.18	135.52%	0.145	0.197	-
	Front side	15	4183	836.6	24.5	23.13	137.09%	0.161	0.221	-
	Front side	15	4233	846.6	24.5	23.09	138.36%	0.178	0.246	128
	Back side	15	4132	826.4	24.5	23.18	135.52%	0.121	0.164	-

Unless otherwise stated the results shown in this test report refer only to the sample(s) tested and such sample(s) are retained for 90 days only.
除非另有說明，此報告結果僅對測試之樣品負責，同時此樣品僅保留90天。本報告未經本公司書面許可，不可部份複製。
This document is issued by the Company subject to its General Conditions of Service printed overleaf, available on request or accessible at http://www.sgs.com.tw/Terms-and-Conditions and for electronic format documents, subject to Terms and Conditions for Electronic Documents at http://www.sgs.com.tw/Terms-and-Conditions. Attention is drawn to the limitation of liability, indemnification and jurisdiction issues defined therein. Any holder of this document is advised that information contained hereon reflects the Company's findings at the time of its intervention only and within the limits of Client's instructions, if any. The Company's sole responsibility is to its Client and this document does not exonerate parties to a transaction from exercising all their rights and obligations under the transaction documents. This document cannot be reproduced except in full, without prior written approval of the Company. Any unauthorized alteration, forgery or falsification of the content or appearance of this document is unlawful and offenders may be prosecuted to the fullest extent of the law.

LTE FDD Band 7

Band	Mode	Bandwidth (MHz)	Modulation	RB Size	RB start	Position	Distance (mm)	CH	Freq. (MHz)	Max. Rated Avg. Power + Max. Tolerance (dBm)	Measured Avg. Power (dBm)	Scaling	Averaged SAR over 1g (W/kg)		Plot page
													Measured	Reported	
LTE Band 7	Body-worn	20MHz	QPSK	1 RB	99	Front side	15	21350	2560	23.5	22.71	119.95%	0.178	0.214	-
						Back side	15	20850	2510	23.5	22.70	120.23%	0.198	0.238	-
						Back side	15	21100	2535	23.5	22.60	123.03%	0.212	0.261	-
						Back side	15	21350	2560	23.5	22.71	119.95%	0.240	0.288	129
				50 RB	50	Front side	15	21350	2560	22.5	21.71	119.95%	0.133	0.160	-
						Back side	15	21350	2560	22.5	21.71	119.95%	0.180	0.216	-
				100 RB		Front side	15	21100	2535	22.5	21.68	120.78%	0.118	0.143	-
						Back side	15	21100	2535	22.5	21.68	120.78%	0.167	0.202	-
CA_7C	Body-worn	20MHz	QPSK	1 RB	99	Back side	15	21350	2560	23.5	22.66	121.34%	0.233	0.283	-

LTE FDD Band 12

Band	Mode	Bandwidth (MHz)	Modulation	RB Size	RB start	Position	Distance (mm)	CH	Freq. (MHz)	Max. Rated Avg. Power + Max. Tolerance (dBm)	Measured Avg. Power (dBm)	Scaling	Averaged SAR over 1g (W/kg)		Plot page
													Measured	Reported	
LTE Band 12	Body-worn	10MHz	QPSK	1 RB	0	Front side	15	23130	711	24.5	22.92	143.88%	0.075	0.108	-
						Back side	15	23060	704	24.5	22.82	147.23%	0.209	0.308	130
						Back side	15	23095	707.5	24.5	22.79	148.25%	0.156	0.231	-
						Back side	15	23130	711	24.5	22.92	143.88%	0.189	0.272	-
				25 RB	25	Front side	15	23095	707.5	23.5	21.96	142.56%	0.056	0.080	-
						Back side	15	23095	707.5	23.5	21.96	142.56%	0.178	0.254	-
				50 RB		Front side	15	23060	704	23.5	21.97	142.23%	0.053	0.076	-
						Back side	15	23060	704	23.5	21.97	142.23%	0.198	0.282	-

LTE FDD Band 13

Band	Mode	Bandwidth (MHz)	Modulation	RB Size	RB start	Position	Distance (mm)	CH	Freq. (MHz)	Max. Rated Avg. Power + Max. Tolerance (dBm)	Measured Avg. Power (dBm)	Scaling	Averaged SAR over 1g (W/kg)		Plot page
													Measured	Reported	
LTE Band 13	Body-worn	10MHz	QPSK	1 RB	0	Front side	15	23230	782	24.5	23.40	128.82%	0.052	0.067	-
					25	Back side	15	23230	782	24.5	23.10	138.04%	0.209	0.289	-
					49	Back side	15	23230	782	24.5	23.05	139.64%	0.223	0.311	-
						Back side	15	23230	782	24.5	23.40	128.82%	0.253	0.326	131
				25 RB	12	Front side	15	23230	782	23.5	22.27	132.74%	0.032	0.042	-
						Back side	15	23230	782	23.5	22.27	132.74%	0.172	0.228	-
				50 RB		Front side	15	23230	782	23.5	22.16	136.14%	0.041	0.056	-
						Back side	15	23230	782	23.5	22.16	136.14%	0.189	0.257	-

LTE FDD Band 25

Band	Mode	Bandwidth (MHz)	Modulation	RB Size	RB start	Position	Distance (mm)	CH	Freq. (MHz)	Max. Rated Avg. Power + Max. Tolerance (dBm)	Measured Avg. Power (dBm)	Scaling	Averaged SAR over 1g (W/kg)		Plot page
													Measured	Reported	
LTE Band 25	Body-worn	20MHz	QPSK	1 RB	0	Front side	15	26140	1860	24.5	23.58	123.59%	0.429	0.530	-
						Back side	15	26140	1860	24.5	23.58	123.59%	0.501	0.619	132
						Back side	15	26365	1882.5	24.5	23.48	126.47%	0.467	0.591	-
						Back side	15	26590	1905	24.5	23.38	129.42%	0.434	0.562	-
				50 RB	0	Front side	15	26140	1860	23.5	22.70	120.23%	0.351	0.422	-
						Back side	15	26140	1860	23.5	22.70	120.23%	0.412	0.495	-
				100 RB		Front side	15	26365	1882.5	23.5	22.61	122.74%	0.323	0.396	-
						Back side	15	26365	1882.5	23.5	22.61	122.74%	0.398	0.489	-

LTE FDD Band 26

Band	Mode	Bandwidth (MHz)	Modulation	RB Size	RB start	Position	Distance (mm)	CH	Freq. (MHz)	Max. Rated Avg. Power + Max. Tolerance (dBm)	Measured Avg. Power (dBm)	Scaling	Averaged SAR over 1g (W/kg)		Plot page
													Measured	Reported	
LTE Band 26	Body-worn	15MHz	QPSK	1 RB	0	Front side	15	26765	821.5	24.5	23.70	120.23%	0.189	0.227	-
						Back side	15	26765	821.5	24.5	23.70	120.23%	0.304	0.365	133
						Back side	15	26865	831.5	24.5	23.53	125.03%	0.283	0.354	-
						Back side	15	26965	841.5	24.5	23.46	127.06%	0.254	0.323	-
				36 RB	18	Front side	15	26765	821.5	23.5	22.71	119.95%	0.145	0.174	-
						Back side	15	26765	821.5	23.5	22.71	119.95%	0.243	0.291	-
				75 RB		Front side	15	26765	821.5	23.5	22.70	120.23%	0.132	0.159	-
						Back side	15	26765	821.5	23.5	22.70	120.23%	0.223	0.268	-
CA_5B	Body-worn	10MHz	QPSK	1 RB	0	Back side	15	20450	829	24.5	22.99	141.58%	0.231	0.327	-

Unless otherwise stated the results shown in this test report refer only to the sample(s) tested and such sample(s) are retained for 90 days only.
除非另有說明，此報告結果僅對測試之樣品負責，同時此樣品僅保留90天。本報告未經本公司書面許可，不可部份複製。
This document is issued by the Company subject to its General Conditions of Service printed overleaf, available on request or accessible at http://www.sgs.com.tw/Terms-and-Conditions and for electronic format documents, subject to Terms and Conditions for Electronic Documents at http://www.sgs.com.tw/Terms-and-Conditions. Attention is drawn to the limitation of liability, indemnification and jurisdiction issues defined therein. Any holder of this document is advised that information contained hereon reflects the Company's findings at the time of its intervention only and within the limits of Client's instructions, if any. The Company's sole responsibility is to its Client and this document does not exonerate parties to a transaction from exercising all their rights and obligations under the transaction documents. This document cannot be reproduced except in full, without prior written approval of the Company. Any unauthorized alteration, forgery or falsification of the content or appearance of this document is unlawful and offenders may be prosecuted to the fullest extent of the law.

LTE FDD Band 30

Band	Mode	Bandwidth (MHz)	Modulation	RB Size	RB start	Position	Distance (mm)	CH	Freq. (MHz)	Max. Rated Avg. Power + Max. Tolerance (dBm)	Measured Avg. Power (dBm)	Scaling	Averaged SAR over 1g (W/kg)		Plot page
													Measured	Reported	
LTE Band 30	Body-worn	10MHz	QPSK	1 RB	0	Back side	15	27710	2310	23.5	23.12	109.14%	0.198	0.216	-
					25	Back side	15	27710	2310	23.5	23.13	108.89%	0.182	0.198	-
					49	Front side	15	27710	2310	23.5	23.21	106.91%	0.102	0.109	-
						Back side	15	27710	2310	23.5	23.21	106.91%	0.209	0.223	134
				25 RB	12	Front side	15	27710	2310	22.5	22.34	103.75%	0.067	0.070	-
						Back side	15	27710	2310	22.5	22.34	103.75%	0.142	0.147	-
				50 RB		Front side	15	27710	2310	22.5	22.31	104.47%	0.087	0.091	-
						Back side	15	27710	2310	22.5	22.31	104.47%	0.132	0.138	-

LTE TDD Band 41

Band	Mode	Bandwidth (MHz)	Modulation	RB Size	RB start	Position	Distance (mm)	CH	Freq. (MHz)	Max. Rated Avg. Power + Max. Tolerance (dBm)	Measured Avg. Power (dBm)	Scaling	Averaged SAR over 1g (W/kg)		Plot page
													Measured	Reported	
LTE Band 41	Body-worn	20MHz	QPSK	1 RB	0	Front side	15	41490	2680	24.5	23.72	119.67%	0.123	0.147	-
						Back side	15	39750	2506	24.5	23.66	121.34%	0.165	0.200	-
						Back side	15	40185	2549.5	24.5	23.56	124.17%	0.163	0.202	-
						Back side	15	40620	2593	24.5	23.65	121.62%	0.168	0.204	-
						Back side	15	41055	2636.5	24.5	23.69	120.50%	0.171	0.206	-
						Back side	15	41490	2680	24.5	23.72	119.67%	0.174	0.208	135
				50 RB	0	Front side	15	41490	2680	23.5	22.69	120.50%	0.087	0.105	-
						Back side	15	41490	2680	23.5	22.69	120.50%	0.142	0.171	-
				100 RB		Front side	15	39750	2506	23.5	22.73	119.40%	0.081	0.097	-
						Back side	15	39750	2506	23.5	22.73	119.40%	0.131	0.156	-
CA_38C	Body-worn	20MHz	QPSK	1 RB	0	Back side	15	37850	2580	24.5	23.67	121.06%	0.163	0.197	-
CA_41C	Body-worn	20MHz	QPSK	1 RB	0	Back side	15	41490	2680	24.5	23.70	120.23%	0.169	0.203	-

LTE TDD Band 48

Band	Mode	Bandwidth (MHz)	Modulation	RB Size	RB start	Position	Distance (mm)	CH	Freq. (MHz)	Max. Rated Avg. Power + Max. Tolerance (dBm)	Measured Avg. Power (dBm)	Scaling	Averaged SAR over 1g (W/kg)		Plot page
													Measured	Reported	
LTE Band 48	Body-worn	20MHz	QPSK	1 RB	0	Front side	15	56640	3690	24.5	23.99	112.46%	0.056	0.063	-
						Back side	15	55340	3560	24.5	23.83	116.68%	0.066	0.077	-
						Back side	15	55773	3603.3	24.5	23.82	116.95%	0.084	0.098	137
						Back side	15	56207	3646.7	24.5	23.98	112.72%	0.067	0.076	-
						Back side	15	56640	3690	24.5	23.99	112.46%	0.071	0.080	-
				50 RB	50	Front side	15	56640	3690	23.5	22.96	113.24%	0.041	0.047	-
						Back side	15	56640	3690	23.5	22.96	113.24%	0.078	0.088	-
				100 RB		Front side	15	56640	3690	23.5	22.99	112.46%	0.038	0.043	-
						Back side	15	56640	3690	23.5	22.99	112.46%	0.067	0.076	-

Unless otherwise stated the results shown in this test report refer only to the sample(s) tested and such sample(s) are retained for 90 days only.
除非另有說明，此報告結果僅對測試之樣品負責，同時此樣品僅保留90天。本報告未經本公司書面許可，不可部份複製。
This document is issued by the Company subject to its General Conditions of Service printed overleaf, available on request or accessible at http://www.sgs.com.tw/Terms-and-Conditions and for electronic format documents, subject to Terms and Conditions for Electronic Documents at http://www.sgs.com.tw/Terms-and-Conditions. Attention is drawn to the limitation of liability, indemnification and jurisdiction issues defined therein. Any holder of this document is advised that information contained hereon reflects the Company's findings at the time of its intervention only and within the limits of Client's instructions, if any. The Company's sole responsibility is to its Client and this document does not exonerate parties to a transaction from exercising all their rights and obligations under the transaction documents. This document cannot be reproduced except in full, without prior written approval of the Company. Any unauthorized alteration, forgery or falsification of the content or appearance of this document is unlawful and offenders may be prosecuted to the fullest extent of the law.

LTE FDD Band 66

Band	Mode	Bandwidth (MHz)	Modulation	RB Size	RB start	Position	Distance (mm)	CH	Freq. (MHz)	Max. Rated Avg. Power + Max. Tolerance (dBm)	Measured Avg. Power (dBm)	Scaling	Averaged SAR over 1g (W/kg)		Plot page
													Measured	Reported	
LTE Band 66	Body-worn	20MHz	QPSK	1 RB	0	Front side	15	132322	1745	24.5	23.57	123.88%	0.198	0.245	-
						Back side	15	132072	1720	24.5	23.55	124.45%	0.178	0.222	-
						Back side	15	132322	1745	24.5	23.57	123.88%	0.223	0.276	138
						Back side	15	132572	1770	24.5	23.45	127.35%	0.204	0.260	-
				50 RB	25	Front side	15	132572	1770	23.5	22.57	123.88%	0.157	0.194	-
						Back side	15	132572	1770	23.5	22.57	123.88%	0.164	0.203	-
				100 RB		Front side	15	132072	1720	23.5	22.44	127.64%	0.145	0.185	-
						Back side	15	132072	1720	23.5	22.44	127.64%	0.161	0.206	-

LTE FDD Band 71

Band	Mode	Bandwidth (MHz)	Modulation	RB Size	RB start	Position	Distance (mm)	CH	Freq. (MHz)	Max. Rated Avg. Power + Max. Tolerance (dBm)	Measured Avg. Power (dBm)	Scaling	Averaged SAR over 1g (W/kg)		Plot page
													Measured	Reported	
LTE Band 71	Body-worn	20MHz	QPSK	1 RB	0	Front side	15	133222	673	24.5	23.71	119.95%	0.032	0.038	139
						Front side	15	133297	680.5	24.5	23.70	120.23%	0.012	0.014	-
						Front side	15	133372	688	24.5	23.75	118.85%	0.031	0.037	-
						Back side	15	133372	688	24.5	23.75	118.85%	0.027	0.032	-
				50 RB	0	Front side	15	133222	673	23.5	22.81	117.22%	0.022	0.026	-
						Back side	15	133222	673	23.5	22.81	117.22%	0.021	0.025	-
				100 RB		Front side	15	133222	673	23.5	22.79	117.76%	0.025	0.030	-
						Back side	15	133222	673	23.5	22.79	117.76%	0.017	0.020	-

Unless otherwise stated the results shown in this test report refer only to the sample(s) tested and such sample(s) are retained for 90 days only.
除非另有說明，此報告結果僅對測試之樣品負責，同時此樣品僅保留90天。本報告未經本公司書面許可，不可部份複製。
This document is issued by the Company subject to its General Conditions of Service printed overleaf, available on request or accessible at http://www.sgs.com.tw/Terms-and-Conditions and for electronic format documents, subject to Terms and Conditions for Electronic Documents at http://www.sgs.com.tw/Terms-and-Conditions. Attention is drawn to the limitation of liability, indemnification and jurisdiction issues defined therein. Any holder of this document is advised that information contained hereon reflects the Company's findings at the time of its intervention only and within the limits of Client's instructions, if any. The Company's sole responsibility is to its Client and this document does not exonerate parties to a transaction from exercising all their rights and obligations under the transaction documents. This document cannot be reproduced except in full, without prior written approval of the Company. Any unauthorized alteration, forgery or falsification of the content or appearance of this document is unlawful and offenders may be prosecuted to the fullest extent of the law.

5G NR

WWAN only

Body-worn_Upper antenna

n41

Band	Mode	Bandwidth (MHz)	Modulation	RB Size	RB start	Position	Distance (mm)	CH	Freq. (MHz)	Max. Rated Avg. Power + Max. Tolerance (dBm)	Measured Avg. Power (dBm)	Scaling	Averaged SAR over 1g (W/kg)		Plot page
													Measured	Reported	
n41	Body wron	100MHz	DTF-s QPSK OFDM	1 RB	1	Back side	15	513900	2569.5	25.5	25.04	111.17%	0.195	0.217	140
					137	Front side	15	509202	2546.01	25.5	25.09	109.90%	0.077	0.084	-
						Back side	15	509202	2546.01	25.5	25.09	109.90%	0.176	0.193	-
						Back side	15	518598	2592.99	25.5	24.21	134.59%	0.157	0.211	-
						Back side	15	523299	2616.495	25.5	24.40	128.82%	0.122	0.157	-
						Back side	15	528000	2640	25.5	24.52	125.31%	0.166	0.208	-
				135 RB	69	Front side	15	509202	2546.01	25.5	24.99	112.46%	0.055	0.061	-
						Back side	15	509202	2546.01	25.5	24.99	112.46%	0.147	0.165	-
				270 RB	0	Front side	15	509202	2546.01	24.5	23.94	113.76%	0.051	0.058	-
						Back side	15	509202	2546.01	24.5	23.94	113.76%	0.134	0.152	-

Unless otherwise stated the results shown in this test report refer only to the sample(s) tested and such sample(s) are retained for 90 days only.
除非另有說明，此報告結果僅對測試之樣品負責，同時此樣品僅保留90天。本報告未經本公司書面許可，不可部份複製。
This document is issued by the Company subject to its General Conditions of Service printed overleaf, available on request or accessible at http://www.sgs.com.tw/Terms-and-Conditions and for electronic format documents, subject to Terms and Conditions for Electronic Documents at http://www.sgs.com.tw/Terms-and-Conditions. Attention is drawn to the limitation of liability, indemnification and jurisdiction issues defined therein. Any holder of this document is advised that information contained hereon reflects the Company's findings at the time of its intervention only and within the limits of Client's instructions, if any. The Company's sole responsibility is to its Client and this document does not exonerate parties to a transaction from exercising all their rights and obligations under the transaction documents. This document cannot be reproduced except in full, without prior written approval of the Company. Any unauthorized alteration, forgery or falsification of the content or appearance of this document is unlawful and offenders may be prosecuted to the fullest extent of the law.

WWAN only

Body-worn_Lower antenna

n41

Band	Mode	Bandwidth (MHz)	Modulation	RB Size	RB start	Position	Distance (mm)	CH	Freq. (MHz)	Max. Rated Avg. Power + Max. Tolerance (dBm)	Measured Avg. Power (dBm)	Scaling	Averaged SAR over 1g (W/kg)		Plot page
													Measured	Reported	
n41	Body wron	100MHz	DTF-s QPSK OFDM	1 RB	1	Back side	15	513900	2569.5	23	22.96	100.93%	0.202	0.204	-
					137	Front side	15	509202	2546.01	23	22.98	100.46%	0.032	0.032	-
						Back side	15	509202	2546.01	23	22.98	100.46%	0.211	0.212	141
						Back side	15	518598	2592.99	23	22.86	103.28%	0.196	0.202	-
						Back side	15	523299	2616.495	23	22.72	106.66%	0.187	0.199	-
						Back side	15	528000	2640	23	22.84	103.75%	0.200	0.208	-
				135 RB	69	Front side	15	509202	2546.01	23	22.91	102.09%	0.030	0.030	-
						Back side	15	509202	2546.01	23	22.91	102.09%	0.204	0.208	-
				270 RB	0	Front side	15	509202	2546.01	22	21.86	103.28%	0.028	0.029	-
						Back side	15	509202	2546.01	22	21.86	103.28%	0.194	0.200	-

Unless otherwise stated the results shown in this test report refer only to the sample(s) tested and such sample(s) are retained for 90 days only.
除非另有說明，此報告結果僅對測試之樣品負責，同時此樣品僅保留90天。本報告未經本公司書面許可，不可部份複製。
This document is issued by the Company subject to its General Conditions of Service printed overleaf, available on request or accessible at http://www.sgs.com.tw/Terms-and-Conditions and for electronic format documents, subject to Terms and Conditions for Electronic Documents at http://www.sgs.com.tw/Terms-and-Conditions. Attention is drawn to the limitation of liability, indemnification and jurisdiction issues defined therein. Any holder of this document is advised that information contained hereon reflects the Company's findings at the time of its intervention only and within the limits of Client's instructions, if any. The Company's sole responsibility is to its Client and this document does not exonerate parties to a transaction from exercising all their rights and obligations under the transaction documents. This document cannot be reproduced except in full, without prior written approval of the Company. Any unauthorized alteration, forgery or falsification of the content or appearance of this document is unlawful and offenders may be prosecuted to the fullest extent of the law.

WWAN only
Product specific 10-g SAR_Upper antenna

GPRS850

Mode	Position	Distance (mm)	CH	Freq. (MHz)	Max. Rated Avg. Power + Max. Tolerance (dBm)	Measured Avg. Power (dBm)	Scaling	Averaged SAR over 10g (W/kg)		Plot page
								Measured	Reported	
GPRS 850 <1Dn2Up> (Product specific 10g SAR)	Front side	0	128	824.2	34.0	32.13	153.82%	0.843	1.297	-
	Front side	0	190	836.5	34.0	32.20	151.36%	0.883	1.336	-
	Front side	0	251	848.8	34.0	32.19	151.71%	0.925	1.403	142
	Back side	0	190	836.5	34.0	32.20	151.36%	0.522	0.790	-
	Top side	0	190	836.5	34.0	32.20	151.36%	0.472	0.714	-
	Bottom side	0	190	836.5	34.0	32.20	151.36%	0.004	0.007	-
	Right side	0	190	836.5	34.0	32.20	151.36%	0.281	0.425	-
	Left side	0	190	836.5	34.0	32.20	151.36%	0.105	0.159	-

WCDMA Band V

Mode	Position	Distance (mm)	CH	Freq. (MHz)	Max. Rated Avg. Power + Max. Tolerance (dBm)	Measured Avg. Power (dBm)	Scaling	Averaged SAR over 10g (W/kg)		Plot page
								Measured	Reported	
WCDMA Band V	Front side	0	4132	826.4	24.5	23.18	135.52%	0.511	0.693	-
	Front side	0	4183	836.6	24.5	23.13	137.09%	0.562	0.770	143
	Front side	0	4233	846.6	24.5	23.09	138.36%	0.442	0.612	-
	Back side	0	4132	826.4	24.5	23.18	135.52%	0.385	0.522	-
	Top side	0	4132	826.4	24.5	23.18	135.52%	0.284	0.385	-
	Bottom side	0	4132	826.4	24.5	23.18	135.52%	0.003	0.003	-
	Right side	0	4132	826.4	24.5	23.18	135.52%	0.159	0.215	-
	Left side	0	4132	826.4	24.5	23.18	135.52%	0.084	0.114	-

LTE FDD Band 12

Band	Mode	Bandwidth (MHz)	Modulation	RB Size	RB start	Position	Distance (mm)	CH	Freq. (MHz)	Max. Rated Avg. Power + Max. Tolerance (dBm)	Measured Avg. Power (dBm)	Scaling	Averaged SAR over 10g (W/kg)		Plot page
													Measured	Reported	
LTE Band 12	Product specific 10g SAR	10MHz	QPSK	1 RB	0	Front side	0	23060	704	24.5	22.82	147.23%	0.489	0.720	144
						Front side	0	23095	707.5	24.5	22.79	148.25%	0.425	0.630	-
						Front side	0	23130	711	24.5	22.92	143.88%	0.451	0.649	-
						Back side	0	23130	711	24.5	22.92	143.88%	0.354	0.509	-
						Top side	0	23130	711	24.5	22.92	143.88%	0.289	0.416	-
						Bottom side	0	23130	711	24.5	22.92	143.88%	0.002	0.003	-
						Right side	0	23130	711	24.5	22.92	143.88%	0.216	0.311	-
						Left side	0	23130	711	24.5	22.92	143.88%	0.195	0.281	-
				25 RB	25	Front side	0	23095	707.5	23.5	21.96	142.56%	0.348	0.496	-
						Back side	0	23095	707.5	23.5	21.96	142.56%	0.274	0.391	-
						Top side	0	23095	707.5	23.5	21.96	142.56%	0.221	0.315	-
						Bottom side	0	23095	707.5	23.5	21.96	142.56%	0.001	0.002	-
						Right side	0	23095	707.5	23.5	21.96	142.56%	0.175	0.249	-
						Left side	0	23095	707.5	23.5	21.96	142.56%	0.147	0.210	-
				50 RB		Front side	0	23060	704	23.5	21.97	142.23%	0.395	0.562	-
						Back side	0	23060	704	23.5	21.97	142.23%	0.254	0.361	-
						Top side	0	23060	704	23.5	21.97	142.23%	0.209	0.297	-
						Bottom side	0	23060	704	23.5	21.97	142.23%	0.001	0.002	-
						Right side	0	23060	704	23.5	21.97	142.23%	0.171	0.243	-
						Left side	0	23060	704	23.5	21.97	142.23%	0.141	0.201	-

Unless otherwise stated the results shown in this test report refer only to the sample(s) tested and such sample(s) are retained for 90 days only.
除非另有說明，此報告結果僅對測試之樣品負責，同時此樣品僅保留90天。本報告未經本公司書面許可，不可部份複製。
This document is issued by the Company subject to its General Conditions of Service printed overleaf, available on request or accessible at http://www.sgs.com.tw/Terms-and-Conditions and for electronic format documents, subject to Terms and Conditions for Electronic Documents at http://www.sgs.com.tw/Terms-and-Conditions. Attention is drawn to the limitation of liability, indemnification and jurisdiction issues defined therein. Any holder of this document is advised that information contained hereon reflects the Company's findings at the time of its intervention only and within the limits of Client's instructions, if any. The Company's sole responsibility is to its Client and this document does not exonerate parties to a transaction from exercising all their rights and obligations under the transaction documents. This document cannot be reproduced except in full, without prior written approval of the Company. Any unauthorized alteration, forgery or falsification of the content or appearance of this document is unlawful and offenders may be prosecuted to the fullest extent of the law.

LTE FDD Band 13

Band	Mode	Bandwidth (MHz)	Modulation	RB Size	RB start	Position	Distance (mm)	CH	Freq. (MHz)	Max. Rated Avg. Power + Max. Tolerance (dBm)	Measured Avg. Power (dBm)	Scaling	Averaged SAR over 10g (W/kg)		Plot page
													Measured	Reported	
LTE Band 13	Product specific 10g SAR	10MHz	QPSK	1 RB	0	Front side	0	23230	782	24.5	23.10	138.04%	0.676	0.933	-
					25	Front side	0	23230	782	24.5	23.05	139.64%	0.683	0.954	-
					49	Front side	0	23230	782	24.5	23.40	128.82%	0.759	0.978	145
						Back side	0	23230	782	24.5	23.40	128.82%	0.585	0.754	-
						Top side	0	23230	782	24.5	23.40	128.82%	0.319	0.411	-
						Bottom side	0	23230	782	24.5	23.40	128.82%	0.002	0.003	-
						Right side	0	23230	782	24.5	23.40	128.82%	0.271	0.349	-
						Left side	0	23230	782	24.5	23.40	128.82%	0.222	0.286	-
				25 RB	12	Front side	0	23230	782	23.5	22.27	132.74%	0.581	0.771	-
						Back side	0	23230	782	23.5	22.27	132.74%	0.458	0.608	-
						Top side	0	23230	782	23.5	22.27	132.74%	0.245	0.325	-
						Bottom side	0	23230	782	23.5	22.27	132.74%	0.001	0.002	-
						Right side	0	23230	782	23.5	22.27	132.74%	0.199	0.264	-
						Left side	0	23230	782	23.5	22.27	132.74%	0.154	0.204	-
				50 RB		Front side	0	23230	782	23.5	22.16	136.14%	0.578	0.787	-
						Back side	0	23230	782	23.5	22.16	136.14%	0.437	0.595	-
						Top side	0	23230	782	23.5	22.16	136.14%	0.239	0.325	-
						Bottom side	0	23230	782	23.5	22.16	136.14%	0.001	0.001	-
						Right side	0	23230	782	23.5	22.16	136.14%	0.185	0.252	-
						Left side	0	23230	782	23.5	22.16	136.14%	0.132	0.180	-

LTE FDD Band 26

Band	Mode	Bandwidth (MHz)	Modulation	RB Size	RB start	Position	Distance (mm)	CH	Freq. (MHz)	Max. Rated Avg. Power + Max. Tolerance (dBm)	Measured Avg. Power (dBm)	Scaling	Averaged SAR over 10g (W/kg)		Plot page
													Measured	Reported	
LTE Band 26	Product specific 10g SAR	15MHz	QPSK	1 RB	0	Front side	0	26765	821.5	24.5	23.70	120.23%	0.716	0.861	146
						Front side	0	26865	831.5	24.5	23.53	125.03%	0.623	0.779	-
						Front side	0	26965	841.5	24.5	23.46	127.06%	0.657	0.835	-
						Back side	0	26765	821.5	24.5	23.70	120.23%	0.558	0.671	-
						Top side	0	26765	821.5	24.5	23.70	120.23%	0.487	0.586	-
						Bottom side	0	26765	821.5	24.5	23.70	120.23%	0.005	0.006	-
						Right side	0	26765	821.5	24.5	23.70	120.23%	0.403	0.485	-
						Left side	0	26765	821.5	24.5	23.70	120.23%	0.357	0.429	-
				36 RB	18	Front side	0	26765	821.5	23.5	22.71	119.95%	0.562	0.674	-
						Back side	0	26765	821.5	23.5	22.71	119.95%	0.442	0.530	-
						Top side	0	26765	821.5	23.5	22.71	119.95%	0.396	0.475	-
						Bottom side	0	26765	821.5	23.5	22.71	119.95%	0.002	0.003	-
						Right side	0	26765	821.5	23.5	22.71	119.95%	0.317	0.380	-
						Left side	0	26765	821.5	23.5	22.71	119.95%	0.297	0.356	-
				75 RB		Front side	0	26765	821.5	23.5	22.70	120.23%	0.541	0.650	-
						Back side	0	26765	821.5	23.5	22.70	120.23%	0.434	0.522	-
						Top side	0	26765	821.5	23.5	22.70	120.23%	0.355	0.427	-
						Bottom side	0	26765	821.5	23.5	22.70	120.23%	0.002	0.002	-
						Right side	0	26765	821.5	23.5	22.70	120.23%	0.300	0.361	-
						Left side	0	26765	821.5	23.5	22.70	120.23%	0.277	0.333	-
CA_5B		10MHz	QPSK	1 RB	0	Front side	0	20450	829	24.5	22.99	141.58%	0.589	0.834	-

LTE FDD Band 71

Band	Mode	Bandwidth (MHz)	Modulation	RB Size	RB start	Position	Distance (mm)	CH	Freq. (MHz)	Max. Rated Avg. Power + Max. Tolerance (dBm)	Measured Avg. Power (dBm)	Scaling	Averaged SAR over 10g (W/kg)		Plot page
													Measured	Reported	
LTE Band 71	Product specific 10g SAR	20MHz	QPSK	1 RB	0	Front side	0	133222	673	24.5	23.71	119.95%	0.309	0.371	-
						Front side	0	133297	680.5	24.5	23.70	120.23%	0.312	0.375	-
						Front side	0	133372	688	24.5	23.75	118.85%	0.411	0.488	147
						Back side	0	133372	688	24.5	23.75	118.85%	0.325	0.386	-
						Top side	0	133372	688	24.5	23.75	118.85%	0.277	0.329	-
						Bottom side	0	133372	688	24.5	23.75	118.85%	0.005	0.005	-
						Right side	0	133372	688	24.5	23.75	118.85%	0.253	0.301	-
						Left side	0	133372	688	24.5	23.75	118.85%	0.212	0.252	-
				50 RB	0	Front side	0	133222	673	23.5	22.81	117.22%	0.324	0.380	-
						Back side	0	133222	673	23.5	22.81	117.22%	0.248	0.291	-
						Top side	0	133222	673	23.5	22.81	117.22%	0.229	0.268	-
						Bottom side	0	133222	673	23.5	22.81	117.22%	0.003	0.004	-
						Right side	0	133222	673	23.5	22.81	117.22%	0.201	0.236	-
						Left side	0	133222	673	23.5	22.81	117.22%	0.169	0.198	-
				100 RB		Front side	0	133222	673	23.5	22.79	117.76%	0.311	0.366	-
						Back side	0	133222	673	23.5	22.79	117.76%	0.223	0.263	-
						Top side	0	133222	673	23.5	22.79	117.76%	0.207	0.244	-
						Bottom side	0	133222	673	23.5	22.79	117.76%	0.002	0.003	-
						Right side	0	133222	673	23.5	22.79	117.76%	0.199	0.234	-
						Left side	0	133222	673	23.5	22.79	117.76%	0.152	0.179	-

Unless otherwise stated the results shown in this test report refer only to the sample(s) tested and such sample(s) are retained for 90 days only.
除非另有說明，此報告結果僅對測試之樣品負責，同時此樣品僅保留90天。本報告未經本公司書面許可，不可部份複製。
This document is issued by the Company subject to its General Conditions of Service printed overleaf, available on request or accessible at http://www.sgs.com.tw/Terms-and-Conditions and for electronic format documents, subject to Terms and Conditions for Electronic Documents at http://www.sgs.com.tw/Terms-and-Conditions. Attention is drawn to the limitation of liability, indemnification and jurisdiction issues defined therein. Any holder of this document is advised that information contained hereon reflects the Company's findings at the time of its intervention only and within the limits of Client's instructions, if any. The Company's sole responsibility is to its Client and this document does not exonerate parties to a transaction from exercising all their rights and obligations under the transaction documents. This document cannot be reproduced except in full, without prior written approval of the Company. Any unauthorized alteration, forgery or falsification of the content or appearance of this document is unlawful and offenders may be prosecuted to the fullest extent of the law.

WWAN only
Product specific 10-g SAR_Lower antenna

GPRS850

Mode	Position	Distance (mm)	CH	Freq. (MHz)	Max. Rated Avg. Power + Max. Tolerance (dBm)	Measured Avg. Power (dBm)	Scaling	Averaged SAR over 10g (W/kg)		Plot page
								Measured	Reported	
GPRS 850 <1Dn2Up> (Product specific 10g SAR)	Front side	0	128	824.2	34.0	32.13	153.82%	1.750	2.692	-
	Front side	0	190	836.5	34.0	32.20	151.36%	1.920	2.906	-
	Front side	0	251	848.8	34.0	32.19	151.71%	2.090	3.171	148
	Front side*	0	251	848.8	34.0	32.19	151.71%	1.970	2.989	-
	Back side	0	128	824.2	34.0	32.13	153.82%	1.510	2.323	-
	Back side	0	190	836.5	34.0	32.20	151.36%	1.380	2.089	-
	Back side	0	251	848.8	34.0	32.19	151.71%	1.270	1.927	-
	Top side	0	190	836.5	34.0	32.20	151.36%	0.001	0.001	-
	Bottom side	0	190	836.5	34.0	32.20	151.36%	1.100	1.665	-
	Right side	0	190	836.5	34.0	32.20	151.36%	0.926	1.402	-
	Left side	0	190	836.5	34.0	32.20	151.36%	0.273	0.413	-

* - repeated at the highest SAR measurement according to the KDB 865664 D01

GPRS1900

Mode	Position	Distance (mm)	CH	Freq. (MHz)	Max. Rated Avg. Power + Max. Tolerance (dBm)	Measured Avg. Power (dBm)	Scaling	Averaged SAR over 10g (W/kg)		Plot page
								Measured	Reported	
GPRS 1900 <1Dn2Up> (Product specific 10g SAR)	Front side	0	661	1880	31.0	30.39	115.08%	0.792	0.911	-
	Back side	0	661	1880	31.0	30.39	115.08%	0.883	1.016	-
	Top side	0	661	1880	31.0	30.39	115.08%	0.003	0.003	-
	Bottom side	0	512	1850.2	31.0	29.98	126.47%	1.550	1.960	-
	Bottom side	0	661	1880	31.0	30.39	115.08%	1.660	1.910	-
	Bottom side	0	810	1909.8	31.0	30.10	123.03%	2.510	3.088	149
	Bottom side*	0	810	1909.8	31.0	30.10	123.03%	2.430	2.990	-
	Right side	0	661	1880	31.0	30.39	115.08%	0.323	0.372	-
	Left side	0	661	1880	31.0	30.39	115.08%	0.513	0.590	-

* - repeated at the highest SAR measurement according to the KDB 865664 D01

WCDMA Band II

Mode	Position	Distance (mm)	CH	Freq. (MHz)	Max. Rated Avg. Power + Max. Tolerance (dBm)	Measured Avg. Power (dBm)	Scaling	Averaged SAR over 10g (W/kg)		Plot page
								Measured	Reported	
WCDMA Band II	Front side	0	9400	1880	24.5	23.11	137.72%	0.891	1.227	-
	Back side	0	9400	1880	24.5	23.11	137.72%	0.958	1.319	-
	Top side	0	9400	1880	24.5	23.11	137.72%	0.006	0.008	-
	Bottom side	0	9262	1852.4	24.5	23.09	138.36%	1.470	2.034	-
	Bottom side	0	9400	1880	24.5	23.11	137.72%	1.530	2.107	-
	Bottom side	0	9538	1907.6	24.5	23.04	139.96%	1.580	2.211	150
	Bottom side*	0	9538	1907.6	24.5	23.04	139.96%	1.540	2.155	-
	Right side	0	9400	1880	24.5	23.11	137.72%	0.395	0.544	-
	Left side	0	9400	1880	24.5	23.11	137.72%	0.512	0.705	-

* - repeated at the highest SAR measurement according to the KDB 865664 D01

Unless otherwise stated the results shown in this test report refer only to the sample(s) tested and such sample(s) are retained for 90 days only.
除非另有說明，此報告結果僅對測試之樣品負責，同時此樣品僅保留90天。本報告未經本公司書面許可，不可部份複製。
This document is issued by the Company subject to its General Conditions of Service printed overleaf, available on request or accessible at http://www.sgs.com.tw/Terms-and-Conditions and for electronic format documents, subject to Terms and Conditions for Electronic Documents at http://www.sgs.com.tw/Terms-and-Conditions. Attention is drawn to the limitation of liability, indemnification and jurisdiction issues defined therein. Any holder of this document is advised that information contained hereon reflects the Company's findings at the time of its intervention only and within the limits of Client's instructions, if any. The Company's sole responsibility is to its Client and this document does not exonerate parties to a transaction from exercising all their rights and obligations under the transaction documents. This document cannot be reproduced except in full, without prior written approval of the Company. Any unauthorized alteration, forgery or falsification of the content or appearance of this document is unlawful and offenders may be prosecuted to the fullest extent of the law.

WCDMA Band IV

Mode	Position	Distance (mm)	CH	Freq. (MHz)	Max. Rated Avg. Power + Max. Tolerance (dBm)	Measured Avg. Power (dBm)	Scaling	Averaged SAR over 10g (W/kg)		Plot page
								Measured	Reported	
WCDMA Band IV	Front side	0	1513	1752.6	23.5	22.97	112.98%	0.933	1.054	-
	Back side	0	1513	1752.6	23.5	22.97	112.98%	1.080	1.220	-
	Top side	0	1513	1752.6	23.5	22.97	112.98%	0.005	0.006	-
	Bottom side	0	1312	1712.4	23.5	22.96	113.24%	2.910	3.295	-
	Bottom side	0	1412	1732.4	23.5	22.93	114.02%	3.020	3.444	151
	Bottom side*	0	1412	1732.4	23.5	22.93	114.02%	2.970	3.387	-
	Bottom side	0	1513	1752.6	23.5	22.97	112.98%	2.720	3.073	-
	Right side	0	1513	1752.6	23.5	22.97	112.98%	0.434	0.490	-
	Left side	0	1513	1752.6	23.5	22.97	112.98%	0.621	0.702	-

* - repeated at the highest SAR measurement according to the KDB 865664 D01

WCDMA Band V

Mode	Position	Distance (mm)	CH	Freq. (MHz)	Max. Rated Avg. Power + Max. Tolerance (dBm)	Measured Avg. Power (dBm)	Scaling	Averaged SAR over 10g (W/kg)		Plot page
								Measured	Reported	
WCDMA Band V	Front side	0	4132	826.4	24.5	23.18	135.52%	1.080	1.464	-
	Front side	0	4183	836.6	24.5	23.13	137.09%	1.110	1.522	-
	Front side	0	4233	846.6	24.5	23.09	138.36%	1.160	1.605	152
	Back side	0	4132	826.4	24.5	23.18	135.52%	0.884	1.198	-
	Top side	0	4132	826.4	24.5	23.18	135.52%	0.004	0.006	-
	Bottom side	0	4132	826.4	24.5	23.18	135.52%	0.911	1.235	-
	Right side	0	4132	826.4	24.5	23.18	135.52%	0.419	0.568	-
	Left side	0	4132	826.4	24.5	23.18	135.52%	0.481	0.652	-

Unless otherwise stated the results shown in this test report refer only to the sample(s) tested and such sample(s) are retained for 90 days only.
除非另有說明，此報告結果僅對測試之樣品負責，同時此樣品僅保留90天。本報告未經本公司書面許可，不可部份複製。
This document is issued by the Company subject to its General Conditions of Service printed overleaf, available on request or accessible at http://www.sgs.com.tw/Terms-and-Conditions and for electronic format documents, subject to Terms and Conditions for Electronic Documents at http://www.sgs.com.tw/Terms-and-Conditions. Attention is drawn to the limitation of liability, indemnification and jurisdiction issues defined therein. Any holder of this document is advised that information contained hereon reflects the Company's findings at the time of its intervention only and within the limits of Client's instructions, if any. The Company's sole responsibility is to its Client and this document does not exonerate parties to a transaction from exercising all their rights and obligations under the transaction documents. This document cannot be reproduced except in full, without prior written approval of the Company. Any unauthorized alteration, forgery or falsification of the content or appearance of this document is unlawful and offenders may be prosecuted to the fullest extent of the law.

LTE FDD Band 7

Band	Mode	Bandwidth (MHz)	Modulation	RB Size	RB start	Position	Distance (mm)	CH	Freq. (MHz)	Max. Rated Avg. Power + Max. Tolerance (dBm)	Measured Avg. Power (dBm)	Scaling	Averaged SAR over 10g (W/kg)		Plot page
													Measured	Reported	
LTE Band 7	Product specific 10g SAR	20MHz	QPSK	1 RB	99	Front side	0	21350	2560	23.5	22.71	119.95%	0.810	0.972	-
						Back side	0	21350	2560	23.5	22.71	119.95%	0.540	0.648	-
						Top side	0	21350	2560	23.5	22.71	119.95%	0.004	0.005	-
						Bottom side	0	20850	2510	23.5	22.70	120.23%	1.210	1.455	-
						Bottom side	0	21100	2535	23.5	22.60	123.03%	1.030	1.267	-
						Bottom side	0	21350	2560	23.5	22.71	119.95%	1.600	1.919	153
						Right side	0	21350	2560	23.5	22.71	119.95%	0.248	0.297	-
						Left side	0	21350	2560	23.5	22.71	119.95%	0.172	0.206	-
				50 RB	50	Front side	0	21350	2560	22.5	21.71	119.95%	0.619	0.742	-
						Back side	0	21350	2560	22.5	21.71	119.95%	0.335	0.402	-
						Top side	0	21350	2560	22.5	21.71	119.95%	0.002	0.002	-
						Bottom side	0	21350	2560	22.5	21.71	119.95%	1.280	1.535	-
						Right side	0	21350	2560	22.5	21.71	119.95%	0.273	0.327	-
						Left side	0	21350	2560	22.5	21.71	119.95%	0.182	0.218	-
				100 RB		Front side	0	21100	2535	22.5	21.68	120.78%	0.593	0.716	-
						Back side	0	21100	2535	22.5	21.68	120.78%	0.392	0.473	-
						Top side	0	21100	2535	22.5	21.68	120.78%	0.003	0.003	-
						Bottom side	0	21100	2535	22.5	21.68	120.78%	1.170	1.413	-
						Right side	0	21100	2535	22.5	21.68	120.78%	0.231	0.279	-
						Left side	0	21100	2535	22.5	21.68	120.78%	0.165	0.199	-
CA_7C		20MHz	QPSK	1 RB	99	Bottom side	0	21350	2560	23.5	22.66	121.34%	1.550	1.881	-

LTE FDD Band 12

Band	Mode	Bandwidth (MHz)	Modulation	RB Size	RB start	Position	Distance (mm)	CH	Freq. (MHz)	Max. Rated Avg. Power + Max. Tolerance (dBm)	Measured Avg. Power (dBm)	Scaling	Averaged SAR over 10g (W/kg)		Plot page
													Measured	Reported	
LTE Band 12	Product specific 10g SAR	10MHz	QPSK	1 RB	0	Front side	0	23060	704	24.5	22.82	147.23%	0.702	1.034	154
						Front side	0	23095	707.5	24.5	22.79	148.25%	0.518	0.768	-
						Front side	0	23130	711	24.5	22.92	143.88%	0.617	0.888	-
						Back side	0	23130	711	24.5	22.92	143.88%	0.575	0.827	-
						Top side	0	23130	711	24.5	22.92	143.88%	0.043	0.062	-
						Bottom side	0	23130	711	24.5	22.92	143.88%	0.516	0.742	-
						Right side	0	23130	711	24.5	22.92	143.88%	0.177	0.255	-
						Left side	0	23130	711	24.5	22.92	143.88%	0.057	0.082	-
				25 RB	25	Front side	0	23095	707.5	23.5	21.96	142.56%	0.598	0.853	-
						Back side	0	23095	707.5	23.5	21.96	142.56%	0.521	0.743	-
						Top side	0	23095	707.5	23.5	21.96	142.56%	0.032	0.045	-
						Bottom side	0	23095	707.5	23.5	21.96	142.56%	0.436	0.622	-
						Right side	0	23095	707.5	23.5	21.96	142.56%	0.099	0.141	-
						Left side	0	23095	707.5	23.5	21.96	142.56%	0.047	0.067	-
				50 RB		Front side	0	23060	704	23.5	21.97	142.23%	0.571	0.812	-
						Back side	0	23060	704	23.5	21.97	142.23%	0.431	0.613	-
						Top side	0	23060	704	23.5	21.97	142.23%	0.029	0.041	-
						Bottom side	0	23060	704	23.5	21.97	142.23%	0.487	0.693	-
						Right side	0	23060	704	23.5	21.97	142.23%	0.087	0.124	-
						Left side	0	23060	704	23.5	21.97	142.23%	0.039	0.055	-

Unless otherwise stated the results shown in this test report refer only to the sample(s) tested and such sample(s) are retained for 90 days only.
除非另有說明，此報告結果僅對測試之樣品負責，同時此樣品僅保留90天。本報告未經本公司書面許可，不可部份複製。
This document is issued by the Company subject to its General Conditions of Service printed overleaf, available on request or accessible at http://www.sgs.com.tw/Terms-and-Conditions and for electronic format documents, subject to Terms and Conditions for Electronic Documents at http://www.sgs.com.tw/Terms-and-Conditions. Attention is drawn to the limitation of liability, indemnification and jurisdiction issues defined therein. Any holder of this document is advised that information contained hereon reflects the Company's findings at the time of its intervention only and within the limits of Client's instructions, if any. The Company's sole responsibility is to its Client and this document does not exonerate parties to a transaction from exercising all their rights and obligations under the transaction documents. This document cannot be reproduced except in full, without prior written approval of the Company. Any unauthorized alteration, forgery or falsification of the content or appearance of this document is unlawful and offenders may be prosecuted to the fullest extent of the law.

LTE FDD Band 13

Band	Mode	Bandwidth (MHz)	Modulation	RB Size	RB start	Position	Distance (mm)	CH	Freq. (MHz)	Max. Rated Avg. Power + Max. Tolerance (dBm)	Measured Avg. Power (dBm)	Scaling	Averaged SAR over 10g (W/kg)		Plot page
													Measured	Reported	
LTE Band 13	Product specific 10g SAR	10MHz	QPSK	1 RB	0	Front side	0	23230	782	24.5	23.10	138.04%	0.845	1.166	155
					25	Front side	0	23230	782	24.5	23.05	139.64%	0.819	1.144	-
					49	Front side	0	23230	782	24.5	23.40	128.82%	0.879	1.132	-
						Back side	0	23230	782	24.5	23.40	128.82%	0.712	0.917	-
						Top side	0	23230	782	24.5	23.40	128.82%	0.003	0.004	-
						Bottom side	0	23230	782	24.5	23.40	128.82%	0.752	0.969	-
						Right side	0	23230	782	24.5	23.40	128.82%	0.418	0.538	-
						Left side	0	23230	782	24.5	23.40	128.82%	0.347	0.447	-
				25 RB	12	Front side	0	23230	782	23.5	22.27	132.74%	0.674	0.895	-
						Back side	0	23230	782	23.5	22.27	132.74%	0.541	0.718	-
						Top side	0	23230	782	23.5	22.27	132.74%	0.004	0.006	-
						Bottom side	0	23230	782	23.5	22.27	132.74%	0.571	0.758	-
						Right side	0	23230	782	23.5	22.27	132.74%	0.325	0.431	-
						Left side	0	23230	782	23.5	22.27	132.74%	0.265	0.352	-
				50 RB		Front side	0	23230	782	23.5	22.16	136.14%	0.651	0.886	-
						Back side	0	23230	782	23.5	22.16	136.14%	0.528	0.719	-
						Top side	0	23230	782	23.5	22.16	136.14%	0.006	0.008	-
						Bottom side	0	23230	782	23.5	22.16	136.14%	0.554	0.754	-
						Right side	0	23230	782	23.5	22.16	136.14%	0.319	0.434	-
						Left side	0	23230	782	23.5	22.16	136.14%	0.247	0.336	-

LTE FDD Band 25

Band	Mode	Bandwidth (MHz)	Modulation	RB Size	RB start	Position	Distance (mm)	CH	Freq. (MHz)	Max. Rated Avg. Power + Max. Tolerance (dBm)	Measured Avg. Power (dBm)	Scaling	Averaged SAR over 10g (W/kg)		Plot page
													Measured	Reported	
LTE Band 25	Product specific 10g SAR	20MHz	QPSK	1 RB	0	Front side	0	26140	1860	24.5	23.58	123.59%	0.811	1.002	-
						Back side	0	26140	1860	24.5	23.58	123.59%	0.891	1.101	-
						Top side	0	26140	1860	24.5	23.58	123.59%	0.004	0.005	-
						Bottom side	0	26140	1860	24.5	23.58	123.59%	1.720	2.126	-
						Bottom side	0	26365	1882.5	24.5	23.48	126.47%	1.820	2.302	-
						Bottom side	0	26590	1905	24.5	23.38	129.42%	2.050	2.653	156
						Bottom side*	0	26590	1905	24.5	23.38	129.42%	2.030	2.627	-
						Right side	0	26140	1860	24.5	23.58	123.59%	0.344	0.425	-
						Left side	0	26140	1860	24.5	23.58	123.59%	0.522	0.645	-
				50 RB	0	Front side	0	26140	1860	23.5	22.70	120.23%	0.658	0.791	-
						Back side	0	26140	1860	23.5	22.70	120.23%	0.731	0.879	-
						Top side	0	26140	1860	23.5	22.70	120.23%	0.003	0.004	-
						Bottom side	0	26140	1860	23.5	22.70	120.23%	1.400	1.683	-
						Right side	0	26140	1860	23.5	22.70	120.23%	0.337	0.405	-
						Left side	0	26140	1860	23.5	22.70	120.23%	0.418	0.503	-
				100 RB		Front side	0	26365	1882.5	23.5	22.61	122.74%	0.642	0.788	-
						Back side	0	26365	1882.5	23.5	22.61	122.74%	0.721	0.885	-
						Top side	0	26365	1882.5	23.5	22.61	122.74%	0.002	0.002	-
						Bottom side	0	26365	1882.5	23.5	22.61	122.74%	1.350	1.657	-
						Right side	0	26365	1882.5	23.5	22.61	122.74%	0.327	0.401	-
						Left side	0	26365	1882.5	23.5	22.61	122.74%	0.403	0.495	-

* - repeated at the highest SAR measurement according to the KDB 865664 D01

LTE FDD Band 26

Band	Mode	Bandwidth (MHz)	Modulation	RB Size	RB start	Position	Distance (mm)	CH	Freq. (MHz)	Max. Rated Avg. Power + Max. Tolerance (dBm)	Measured Avg. Power (dBm)	Scaling	Averaged SAR over 10g (W/kg)		Plot page
													Measured	Reported	
LTE Band 26	Product specific 10g SAR	15MHz	QPSK	1 RB	0	Front side	0	26765	821.5	24.5	23.70	120.23%	1.220	1.467	157
						Front side	0	26865	831.5	24.5	23.53	125.03%	1.097	1.372	-
						Front side	0	26965	841.5	24.5	23.46	127.06%	0.981	1.246	-
						Back side	0	26765	821.5	24.5	23.70	120.23%	1.012	1.217	-
						Top side	0	26765	821.5	24.5	23.70	120.23%	0.002	0.003	-
						Bottom side	0	26765	821.5	24.5	23.70	120.23%	0.879	1.057	-
						Right side	0	26765	821.5	24.5	23.70	120.23%	0.319	0.384	-
						Left side	0	26765	821.5	24.5	23.70	120.23%	0.431	0.518	-
				36 RB	18	Front side	0	26765	821.5	23.5	22.71	119.95%	0.962	1.154	-
						Back side	0	26765	821.5	23.5	22.71	119.95%	0.825	0.990	-
						Top side	0	26765	821.5	23.5	22.71	119.95%	0.002	0.002	-
						Bottom side	0	26765	821.5	23.5	22.71	119.95%	0.711	0.853	-
						Right side	0	26765	821.5	23.5	22.71	119.95%	0.299	0.359	-
						Left side	0	26765	821.5	23.5	22.71	119.95%	0.334	0.401	-
				75 RB		Front side	0	26765	821.5	23.5	22.70	120.23%	0.915	1.100	-
						Back side	0	26765	821.5	23.5	22.70	120.23%	0.817	0.982	-
						Top side	0	26765	821.5	23.5	22.70	120.23%	0.001	0.002	-
						Bottom side	0	26765	821.5	23.5	22.70	120.23%	0.681	0.819	-
						Right side	0	26765	821.5	23.5	22.70	120.23%	0.265	0.319	-
						Left side	0	26765	821.5	23.5	22.70	120.23%	0.325	0.391	-
CA_5B		10MHz	QPSK	1 RB	0	Front side	0	20450	829	24.5	22.99	141.58%	1.020	1.444	-

Unless otherwise stated the results shown in this test report refer only to the sample(s) tested and such sample(s) are retained for 90 days only.
除非另有說明，此報告結果僅對測試之樣品負責，同時此樣品僅保留90天。本報告未經本公司書面許可，不可部份複製。
This document is issued by the Company subject to its General Conditions of Service printed overleaf, available on request or accessible at http://www.sgs.com.tw/Terms-and-Conditions and for electronic format documents, subject to Terms and Conditions for Electronic Documents at http://www.sgs.com.tw/Terms-and-Conditions. Attention is drawn to the limitation of liability, indemnification and jurisdiction issues defined therein. Any holder of this document is advised that information contained hereon reflects the Company's findings at the time of its intervention only and within the limits of Client's instructions, if any. The Company's sole responsibility is to its Client and this document does not exonerate parties to a transaction from exercising all their rights and obligations under the transaction documents. This document cannot be reproduced except in full, without prior written approval of the Company. Any unauthorized alteration, forgery or falsification of the content or appearance of this document is unlawful and offenders may be prosecuted to the fullest extent of the law.

LTE FDD Band 30

Band	Mode	Bandwidth (MHz)	Modulation	RB Size	RB start	Position	Distance (mm)	CH	Freq. (MHz)	Max. Rated Avg. Power + Max. Tolerance (dBm)	Measured Avg. Power (dBm)	Scaling	Averaged SAR over 10g (W/kg)		Plot page
													Measured	Reported	
LTE Band 30	Product specific 10g SAR	10MHz	QPSK	1 RB	0	Bottom side	0	27710	2310	23.5	23.12	109.14%	3.100	3.383	-
					25	Bottom side	0	27710	2310	23.5	23.13	108.89%	2.890	3.147	-
					49	Front side	0	27710	2310	23.5	23.21	106.91%	1.130	1.208	-
						Back side	0	27710	2310	23.5	23.21	106.91%	1.210	1.294	-
						Top side	0	27710	2310	23.5	23.21	106.91%	0.007	0.007	-
						Bottom side	0	27710	2310	23.5	23.21	106.91%	3.170	3.389	158
						Bottom side*	0	27710	2310	23.5	23.21	106.91%	3.050	3.261	-
						Right side	0	27710	2310	23.5	23.21	106.91%	0.488	0.522	-
						Left side	0	27710	2310	23.5	23.21	106.91%	0.683	0.730	-
				25 RB	0	Bottom side	0	27710	2310	22.5	22.27	105.44%	2.290	2.415	-
					12	Bottom side	0	27710	2310	22.5	22.29	104.95%	2.120	2.225	-
					25	Front side	0	27710	2310	22.5	22.34	103.75%	0.892	0.925	-
						Back side	0	27710	2310	22.5	22.34	103.75%	0.992	1.029	-
						Top side	0	27710	2310	22.5	22.34	103.75%	0.004	0.004	-
						Bottom side	0	27710	2310	22.5	22.34	103.75%	2.410	2.500	-
						Right side	0	27710	2310	22.5	22.34	103.75%	0.413	0.428	-
						Left side	0	27710	2310	22.5	22.34	103.75%	0.593	0.615	-
				50 RB		Front side	0	27710	2310	22.5	22.31	104.47%	0.854	0.892	-
						Back side	0	27710	2310	22.5	22.31	104.47%	0.962	1.005	-
						Top side	0	27710	2310	22.5	22.31	104.47%	0.003	0.003	-
						Bottom side	0	27710	2310	22.5	22.31	104.47%	2.110	2.204	-
						Right side	0	27710	2310	22.5	22.31	104.47%	0.382	0.399	-
						Left side	0	27710	2310	22.5	22.31	104.47%	0.554	0.579	-

* - repeated at the highest SAR measurement according to the KDB 865664 D01

LTE TDD Band 41

Band	Mode	Bandwidth (MHz)	Modulation	RB Size	RB start	Position	Distance (mm)	CH	Freq. (MHz)	Max. Rated Avg. Power + Max. Tolerance (dBm)	Measured Avg. Power (dBm)	Scaling	Averaged SAR over 10g (W/kg)		Plot page
													Measured	Reported	
LTE Band 41	Product specific 10g SAR	20MHz	QPSK	1 RB	0	Front side	0	41490	2680	24.5	23.72	119.67%	0.881	1.054	-
						Back side	0	41490	2680	24.5	23.72	119.67%	0.758	0.907	-
						Top side	0	41490	2680	24.5	23.72	119.67%	0.005	0.005	-
						Bottom side	0	39750	2506	24.5	23.66	121.34%	0.854	1.036	-
						Bottom side	0	40185	2549.5	24.5	23.56	124.17%	0.785	0.975	-
						Bottom side	0	40620	2593	24.5	23.65	121.62%	0.740	0.900	-
						Bottom side	0	41055	2636.5	24.5	23.69	120.50%	0.820	0.988	-
						Bottom side	0	41490	2680	24.5	23.72	119.67%	1.230	1.472	159
						Right side	0	41490	2680	24.5	23.72	119.67%	0.428	0.512	-
						Left side	0	41490	2680	24.5	23.72	119.67%	0.514	0.615	-
				50 RB	0	Front side	0	41490	2680	23.5	22.69	120.50%	0.677	0.816	-
						Back side	0	41490	2680	23.5	22.69	120.50%	0.611	0.736	-
						Top side	0	41490	2680	23.5	22.69	120.50%	0.002	0.003	-
						Bottom side	0	41490	2680	23.5	22.69	120.50%	0.918	1.106	-
						Right side	0	41490	2680	23.5	22.69	120.50%	0.332	0.400	-
						Left side	0	41490	2680	23.5	22.69	120.50%	0.391	0.471	-
				100 RB		Front side	0	39750	2506	23.5	22.73	119.40%	0.665	0.794	-
						Back side	0	39750	2506	23.5	22.73	119.40%	0.602	0.719	-
						Top side	0	39750	2506	23.5	22.73	119.40%	0.002	0.002	-
						Bottom side	0	39750	2506	23.5	22.73	119.40%	0.891	1.064	-
						Right side	0	39750	2506	23.5	22.73	119.40%	0.325	0.388	-
						Left side	0	39750	2506	23.5	22.73	119.40%	0.385	0.460	-
CA_38C		20MHz	QPSK	1 RB	0	Bottom side	0	37850	2580	24.5	23.67	121.06%	1.120	1.356	-
CA_41C		20MHz	QPSK	1 RB	0	Bottom side	0	41490	2680	24.5	23.70	120.23%	1.190	1.431	-

Unless otherwise stated the results shown in this test report refer only to the sample(s) tested and such sample(s) are retained for 90 days only.
除非另有說明，此報告結果僅對測試之樣品負責，同時此樣品僅保留90天。本報告未經本公司書面許可，不可部份複製。
This document is issued by the Company subject to its General Conditions of Service printed overleaf, available on request or accessible at http://www.sgs.com.tw/Terms-and-Conditions and for electronic format documents, subject to Terms and Conditions for Electronic Documents at http://www.sgs.com.tw/Terms-and-Conditions. Attention is drawn to the limitation of liability, indemnification and jurisdiction issues defined therein. Any holder of this document is advised that information contained hereon reflects the Company's findings at the time of its intervention only and within the limits of Client's instructions, if any. The Company's sole responsibility is to its Client and this document does not exonerate parties to a transaction from exercising all their rights and obligations under the transaction documents. This document cannot be reproduced except in full, without prior written approval of the Company. Any unauthorized alteration, forgery or falsification of the content or appearance of this document is unlawful and offenders may be prosecuted to the fullest extent of the law.

LTE TDD Band 48

Band	Mode	Bandwidth (MHz)	Modulation	RB Size	RB start	Position	Distance (mm)	CH	Freq. (MHz)	Max. Rated Avg. Power + Max. Tolerance (dBm)	Measured Avg. Power (dBm)	Scaling	Averaged SAR over 10g (W/kg)		Plot page
													Measured	Reported	
LTE Band 48	Product specific 10g SAR	20MHz	QPSK	1 RB	0	Front side	0	56640	3690	24.5	23.99	112.46%	0.668	0.751	-
						Back side	0	55340	3560	24.5	23.83	116.68%	0.551	0.643	-
						Back side	0	55773	3603.3	24.5	23.82	116.95%	0.795	0.930	161
						Back side	0	56207	3646.7	24.5	23.98	112.72%	0.678	0.764	-
						Back side	0	56640	3690	24.5	23.99	112.46%	0.655	0.737	-
						Top side	0	56640	3690	24.5	23.99	112.46%	0.002	0.003	-
						Bottom side	0	56640	3690	24.5	23.99	112.46%	0.421	0.473	-
						Right side	0	56640	3690	24.5	23.99	112.46%	0.400	0.450	-
						Left side	0	56640	3690	24.5	23.99	112.46%	0.399	0.449	-
				50 RB	50	Front side	0	56640	3690	23.5	22.96	113.24%	0.599	0.678	-
						Back side	0	56640	3690	23.5	22.96	113.24%	0.720	0.815	-
						Top side	0	56640	3690	23.5	22.96	113.24%	0.002	0.002	-
						Bottom side	0	56640	3690	23.5	22.96	113.24%	0.440	0.498	-
						Right side	0	56640	3690	23.5	22.96	113.24%	0.356	0.403	-
						Left side	0	56640	3690	23.5	22.96	113.24%	0.381	0.431	-
				100 RB		Front side	0	56640	3690	23.5	22.99	112.46%	0.508	0.571	-
						Back side	0	56640	3690	23.5	22.99	112.46%	0.679	0.764	-
						Top side	0	56640	3690	23.5	22.99	112.46%	0.001	0.001	-
						Bottom side	0	56640	3690	23.5	22.99	112.46%	0.389	0.437	-
						Right side	0	56640	3690	23.5	22.99	112.46%	0.333	0.374	-
						Left side	0	56640	3690	23.5	22.99	112.46%	0.322	0.362	-

Unless otherwise stated the results shown in this test report refer only to the sample(s) tested and such sample(s) are retained for 90 days only.
除非另有說明，此報告結果僅對測試之樣品負責，同時此樣品僅保留90天。本報告未經本公司書面許可，不可部份複製。
This document is issued by the Company subject to its General Conditions of Service printed overleaf, available on request or accessible at http://www.sgs.com.tw/Terms-and-Conditions and for electronic format documents, subject to Terms and Conditions for Electronic Documents at http://www.sgs.com.tw/Terms-and-Conditions. Attention is drawn to the limitation of liability, indemnification and jurisdiction issues defined therein. Any holder of this document is advised that information contained hereon reflects the Company's findings at the time of its intervention only and within the limits of Client's instructions, if any. The Company's sole responsibility is to its Client and this document does not exonerate parties to a transaction from exercising all their rights and obligations under the transaction documents. This document cannot be reproduced except in full, without prior written approval of the Company. Any unauthorized alteration, forgery or falsification of the content or appearance of this document is unlawful and offenders may be prosecuted to the fullest extent of the law.

LTE FDD Band 66

Band	Mode	Bandwidth (MHz)	Modulation	RB Size	RB start	Position	Distance (mm)	CH	Freq. (MHz)	Max. Rated Avg. Power + Max. Tolerance (dBm)	Measured Avg. Power (dBm)	Scaling	Averaged SAR over 10g (W/kg)		Plot page
													Measured	Reported	
LTE Band 66	Product specific 10g SAR	20MHz	QPSK	1 RB	0	Front side	0	132322	1745	24.5	23.57	123.88%	0.851	1.054	-
						Back side	0	132322	1745	24.5	23.57	123.88%	0.943	1.168	-
						Top side	0	132322	1745	24.5	23.57	123.88%	0.003	0.004	-
						Bottom side	0	132072	1720	24.5	23.55	124.45%	2.190	2.725	-
						Bottom side	0	132322	1745	24.5	23.57	123.88%	2.100	2.601	-
						Bottom side	0	132572	1770	24.5	23.45	127.35%	2.390	3.044	162
						Bottom side*	0	132572	1770	24.5	23.45	127.35%	2.330	2.967	-
						Right side	0	132322	1745	24.5	23.57	123.88%	0.328	0.406	-
						Left side	0	132322	1745	24.5	23.57	123.88%	0.472	0.585	-
				50 RB	25	Front side	0	132572	1770	23.5	22.57	123.88%	0.679	0.841	-
						Back side	0	132572	1770	23.5	22.57	123.88%	0.754	0.934	-
						Top side	0	132572	1770	23.5	22.57	123.88%	0.002	0.002	-
						Bottom side	0	132072	1720	23.5	22.47	126.77%	1.710	2.168	-
						Bottom side	0	132322	1745	23.5	22.49	126.18%	1.590	2.006	-
						Bottom side	0	132572	1770	23.5	22.57	123.88%	1.920	2.378	-
						Right side	0	132572	1770	23.5	22.57	123.88%	0.256	0.317	-
						Left side	0	132572	1770	23.5	22.57	123.88%	0.387	0.479	-
				100 RB		Front side	0	132072	1720	23.5	22.44	127.64%	0.651	0.831	-
						Back side	0	132072	1720	23.5	22.44	127.64%	0.723	0.923	-
						Top side	0	132072	1720	23.5	22.44	127.64%	0.002	0.003	-
						Bottom side	0	132072	1720	23.5	22.44	127.64%	1.720	2.195	-
						Bottom side	0	132322	1745	23.5	22.41	128.53%	1.620	2.082	-
						Bottom side	0	132572	1770	23.5	22.42	128.23%	1.910	2.449	-
						Right side	0	132072	1720	23.5	22.44	127.64%	0.242	0.309	-
						Left side	0	132072	1720	23.5	22.44	127.64%	0.371	0.474	-

* - repeated at the highest SAR measurement according to the KDB 865664 D01

LTE FDD Band 71

Band	Mode	Bandwidth (MHz)	Modulation	RB Size	RB start	Position	Distance (mm)	CH	Freq. (MHz)	Max. Rated Avg. Power + Max. Tolerance (dBm)	Measured Avg. Power (dBm)	Scaling	Averaged SAR over 10g (W/kg)		Plot page
													Measured	Reported	
LTE Band 71	Product specific 10g SAR	20MHz	QPSK	1 RB	0	Front side	0	133222	673	24.5	23.71	119.95%	0.543	0.651	163
						Front side	0	133297	680.5	24.5	23.70	120.23%	0.398	0.479	-
						Front side	0	133372	688	24.5	23.75	118.85%	0.421	0.500	-
						Back side	0	133372	688	24.5	23.75	118.85%	0.258	0.307	-
						Top side	0	133372	688	24.5	23.75	118.85%	0.001	0.001	-
						Bottom side	0	133372	688	24.5	23.75	118.85%	0.342	0.406	-
						Right side	0	133372	688	24.5	23.75	118.85%	0.248	0.295	-
						Left side	0	133372	688	24.5	23.75	118.85%	0.128	0.152	-
				50 RB	0	Front side	0	133222	673	23.5	22.81	117.22%	0.422	0.495	-
						Back side	0	133222	673	23.5	22.81	117.22%	0.211	0.247	-
						Top side	0	133222	673	23.5	22.81	117.22%	0.002	0.002	-
						Bottom side	0	133222	673	23.5	22.81	117.22%	0.285	0.334	-
						Right side	0	133222	673	23.5	22.81	117.22%	0.199	0.233	-
						Left side	0	133222	673	23.5	22.81	117.22%	0.148	0.173	-
				100 RB		Front side	0	133222	673	23.5	22.79	117.76%	0.403	0.475	-
						Back side	0	133222	673	23.5	22.79	117.76%	0.228	0.268	-
						Top side	0	133222	673	23.5	22.79	117.76%	0.001	0.001	-
						Bottom side	0	133222	673	23.5	22.79	117.76%	0.325	0.383	-
						Right side	0	133222	673	23.5	22.79	117.76%	0.233	0.274	-
						Left side	0	133222	673	23.5	22.79	117.76%	0.166	0.195	-

Unless otherwise stated the results shown in this test report refer only to the sample(s) tested and such sample(s) are retained for 90 days only.
除非另有說明，此報告結果僅對測試之樣品負責，同時此樣品僅保留90天。本報告未經本公司書面許可，不可部份複製。
This document is issued by the Company subject to its General Conditions of Service printed overleaf, available on request or accessible at http://www.sgs.com.tw/Terms-and-Conditions and for electronic format documents, subject to Terms and Conditions for Electronic Documents at http://www.sgs.com.tw/Terms-and-Conditions. Attention is drawn to the limitation of liability, indemnification and jurisdiction issues defined therein. Any holder of this document is advised that information contained hereon reflects the Company's findings at the time of its intervention only and within the limits of Client's instructions, if any. The Company's sole responsibility is to its Client and this document does not exonerate parties to a transaction from exercising all their rights and obligations under the transaction documents. This document cannot be reproduced except in full, without prior written approval of the Company. Any unauthorized alteration, forgery or falsification of the content or appearance of this document is unlawful and offenders may be prosecuted to the fullest extent of the law.

5G NR

WWAN only

Product specific 10-g SAR_Upper antenna

n41

Band	Mode	Bandwidth (MHz)	Modulation	RB Size	RB start	Position	Distance (mm)	CH	Freq. (MHz)	Max. Rated Avg. Power + Max. Tolerance (dBm)	Measured Avg. Power (dBm)	Scaling	Averaged SAR over 10g (W/kg)		Plot page
													Measured	Reported	
n41	Product specific 10g SAR	100MHz	DTF-s QPSK OFDM	1 RB	1	Back side	0	513900	2569.5	25.5	25.04	111.17%	1.660	1.845	164
					137	Front side	0	509202	2546.01	25.5	25.09	109.90%	0.714	0.785	-
						Back side	0	509202	2546.01	25.5	25.09	109.90%	1.512	1.662	-
						Back side	0	518598	2592.99	25.5	24.21	134.59%	0.989	1.331	-
						Back side	0	523299	2616.495	25.5	24.40	128.82%	1.119	1.442	-
						Back side	0	528000	2640	25.5	24.52	125.31%	1.213	1.520	-
						Top side	0	509202	2546.01	25.5	25.09	109.90%	0.062	0.068	-
						Bottom side	0	509202	2546.01	25.5	25.09	109.90%	0.003	0.003	-
						Right side	0	509202	2546.01	25.5	25.09	109.90%	0.112	0.123	-
						Left side	0	509202	2546.01	25.5	25.09	109.90%	0.224	0.246	-
				135 RB	69	Front side	0	509202	2546.01	25.5	24.99	112.46%	0.572	0.643	-
						Back side	0	509202	2546.01	25.5	24.99	112.46%	1.360	1.529	-
						Top side	0	509202	2546.01	25.5	24.99	112.46%	0.052	0.059	-
						Bottom side	0	509202	2546.01	25.5	24.99	112.46%	0.002	0.002	-
						Right side	0	509202	2546.01	25.5	24.99	112.46%	0.093	0.105	-
						Left side	0	509202	2546.01	25.5	24.99	112.46%	0.201	0.226	-
				270 RB	0	Front side	0	509202	2546.01	24.5	23.94	113.76%	0.381	0.433	-
						Back side	0	509202	2546.01	24.5	23.94	113.76%	1.030	1.172	-
						Top side	0	509202	2546.01	24.5	23.94	113.76%	0.031	0.035	-
						Bottom side	0	509202	2546.01	24.5	23.94	113.76%	0.001	0.001	-
						Right side	0	509202	2546.01	24.5	23.94	113.76%	0.082	0.093	-
						Left side	0	509202	2546.01	24.5	23.94	113.76%	0.115	0.131	-

Unless otherwise stated the results shown in this test report refer only to the sample(s) tested and such sample(s) are retained for 90 days only.
除非另有說明，此報告結果僅對測試之樣品負責，同時此樣品僅保留90天。本報告未經本公司書面許可，不可部份複製。
This document is issued by the Company subject to its General Conditions of Service printed overleaf, available on request or accessible at http://www.sgs.com.tw/Terms-and-Conditions and for electronic format documents, subject to Terms and Conditions for Electronic Documents at http://www.sgs.com.tw/Terms-and-Conditions. Attention is drawn to the limitation of liability, indemnification and jurisdiction issues defined therein. Any holder of this document is advised that information contained hereon reflects the Company's findings at the time of its intervention only and within the limits of Client's instructions, if any. The Company's sole responsibility is to its Client and this document does not exonerate parties to a transaction from exercising all their rights and obligations under the transaction documents. This document cannot be reproduced except in full, without prior written approval of the Company. Any unauthorized alteration, forgery or falsification of the content or appearance of this document is unlawful and offenders may be prosecuted to the fullest extent of the law.

Product specific 10-g SAR_Lower antenna

n41

Band	Mode	Bandwidth (MHz)	Modulation	RB Size	RB start	Position	Distance (mm)	CH	Freq. (MHz)	Max. Rated Avg. Power + Max. Tolerance (dBm)	Measured Avg. Power (dBm)	Scaling	Averaged SAR over 10g (W/kg)		Plot page
													Measured	Reported	
n41	Product specific 10g SAR	100MHz	DTF-s QPSK OFDM	1 RB	1	Back side	0	513900	2569.5	23	22.96	100.93%	3.380	3.411	-
					137	Front side	0	509202	2546.01	23	22.98	100.46%	0.683	0.686	-
						Back side	0	509202	2546.01	23	22.98	100.46%	3.510	3.526	165
						Back side*	0	509202	2546.01	23	22.98	100.46%	3.480	3.496	-
						Back side**	0	509202	2546.01	23	22.98	100.46%	3.360	3.376	-
						Back side	0	518598	2592.99	23	22.86	103.28%	3.230	3.336	-
						Back side	0	523299	2616.495	23	22.72	106.66%	3.190	3.402	-
						Back side	0	528000	2640	23	22.84	103.75%	3.050	3.164	-
						Top side	0	509202	2546.01	23	22.98	100.46%	0.002	0.002	-
						Bottom side	0	509202	2546.01	23	22.98	100.46%	0.945	0.949	-
						Right side	0	509202	2546.01	23	22.98	100.46%	0.622	0.625	-
						Left side	0	509202	2546.01	23	22.98	100.46%	0.754	0.757	-
				135 RB	69	Front side	0	509202	2546.01	23	22.91	102.09%	0.522	0.533	-
						Back side	0	509202	2546.01	23	22.91	102.09%	3.360	3.430	-
						Back side	0	513900	2569.5	23	22.88	102.80%	3.160	3.249	-
						Back side	0	518598	2592.99	23	22.86	103.28%	3.200	3.305	-
						Back side	0	523299	2616.495	23	22.77	105.44%	3.030	3.195	-
						Back side	0	528000	2640	23	22.88	102.80%	3.110	3.197	-
						Top side	0	509202	2546.01	23	22.91	102.09%	0.001	0.001	-
						Bottom side	0	509202	2546.01	23	22.91	102.09%	0.933	0.953	-
						Right side	0	509202	2546.01	23	22.91	102.09%	0.431	0.440	-
						Left side	0	509202	2546.01	23	22.91	102.09%	0.612	0.625	-
				270 RB	0	Front side	0	509202	2546.01	22	21.86	103.28%	0.483	0.499	-
						Back side	0	509202	2546.01	22	21.86	103.28%	2.680	2.768	-
						Back side	0	513900	2569.5	22	21.81	104.47%	2.520	2.633	-
						Back side	0	518598	2592.99	22	21.78	105.20%	2.430	2.556	-
						Back side	0	523299	2616.495	22	21.83	103.99%	2.440	2.537	-
						Back side	0	528000	2640	22	21.84	103.75%	2.510	2.604	-
						Top side	0	509202	2546.01	22	21.86	103.28%	0.001	0.001	-
						Bottom side	0	509202	2546.01	22	21.86	103.28%	0.759	0.784	-
						Right side	0	509202	2546.01	22	21.86	103.28%	0.352	0.364	-
						Left side	0	509202	2546.01	22	21.86	103.28%	0.582	0.601	-

* - repeated at the highest SAR measurement according to the KDB 865664 D01

**-Spot check for fan

Unless otherwise stated the results shown in this test report refer only to the sample(s) tested and such sample(s) are retained for 90 days only.
除非另有說明，此報告結果僅對測試之樣品負責，同時此樣品僅保留90天。本報告未經本公司書面許可，不可部份複製。
This document is issued by the Company subject to its General Conditions of Service printed overleaf, available on request or accessible at http://www.sgs.com.tw/Terms-and-Conditions and for electronic format documents, subject to Terms and Conditions for Electronic Documents at http://www.sgs.com.tw/Terms-and-Conditions. Attention is drawn to the limitation of liability, indemnification and jurisdiction issues defined therein. Any holder of this document is advised that information contained hereon reflects the Company's findings at the time of its intervention only and within the limits of Client's instructions, if any. The Company's sole responsibility is to its Client and this document does not exonerate parties to a transaction from exercising all their rights and obligations under the transaction documents. This document cannot be reproduced except in full, without prior written approval of the Company. Any unauthorized alteration, forgery or falsification of the content or appearance of this document is unlawful and offenders may be prosecuted to the fullest extent of the law.

Inter-band

Body-worn_Upper antenna without WLAN

LTE FDD Band 12

Band	Mode	Bandwidth (MHz)	Modulation	RB Size	RB start	Position	Distance (mm)	CH	Freq. (MHz)	Max. Rated Avg. Power + Max. Tolerance (dBm)	Measured Avg. Power (dBm)	Scaling	Averaged SAR over 1g (W/kg)		Plot page
													Measured	Reported	
LTE Band 12	Body-worn	10MHz	QPSK	1 RB	0	Front side	15	23060	704	21.5	21.30	104.71%	0.087	0.091	166
						Front side	15	23095	707.5	21.5	21.38	102.80%	0.083	0.086	-
						Front side	15	23130	711	21.5	21.46	100.93%	0.075	0.075	-
						Back side	15	23130	711	21.5	21.46	100.93%	0.070	0.071	-
				25 RB	25	Front side	15	23095	707.5	20.5	20.44	101.39%	0.083	0.084	-
						Back side	15	23095	707.5	20.5	20.44	101.39%	0.065	0.066	-
				50 RB		Front side	15	23060	704	20.5	20.41	102.09%	0.081	0.083	-
						Back side	15	23060	704	20.5	20.41	102.09%	0.061	0.062	-

LTE FDD Band 26

Band	Mode	Bandwidth (MHz)	Modulation	RB Size	RB start	Position	Distance (mm)	CH	Freq. (MHz)	Max. Rated Avg. Power + Max. Tolerance (dBm)	Measured Avg. Power (dBm)	Scaling	Averaged SAR over 1g (W/kg)		Plot page
													Measured	Reported	
LTE Band 26	Body-worn	15MHz	QPSK	1 RB	0	Front side	15	26765	821.5	21.5	21.46	100.93%	0.161	0.162	167
						Front side	15	26865	831.5	21.5	21.39	102.57%	0.152	0.156	-
						Front side	15	26965	841.5	21.5	21.33	103.99%	0.144	0.150	-
						Back side	15	26765	821.5	21.5	21.46	100.93%	0.122	0.123	-
				36 RB	18	Front side	15	26765	821.5	20.5	20.48	100.46%	0.102	0.102	-
						Back side	15	26765	821.5	20.5	20.48	100.46%	0.098	0.099	-
				75 RB		Front side	15	26765	821.5	20.5	20.36	103.28%	0.098	0.101	-
						Back side	15	26765	821.5	20.5	20.36	103.28%	0.063	0.065	-

Unless otherwise stated the results shown in this test report refer only to the sample(s) tested and such sample(s) are retained for 90 days only.
除非另有說明，此報告結果僅對測試之樣品負責，同時此樣品僅保留90天。本報告未經本公司書面許可，不可部份複製。
This document is issued by the Company subject to its General Conditions of Service printed overleaf, available on request or accessible at http://www.sgs.com.tw/Terms-and-Conditions and for electronic format documents, subject to Terms and Conditions for Electronic Documents at http://www.sgs.com.tw/Terms-and-Conditions. Attention is drawn to the limitation of liability, indemnification and jurisdiction issues defined therein. Any holder of this document is advised that information contained hereon reflects the Company's findings at the time of its intervention only and within the limits of Client's instructions, if any. The Company's sole responsibility is to its Client and this document does not exonerate parties to a transaction from exercising all their rights and obligations under the transaction documents. This document cannot be reproduced except in full, without prior written approval of the Company. Any unauthorized alteration, forgery or falsification of the content or appearance of this document is unlawful and offenders may be prosecuted to the fullest extent of the law.

Inter-band

Body-worn_Lower antenna without WLAN

LTE FDD Band 12

Band	Mode	Bandwidth (MHz)	Modulation	RB Size	RB start	Position	Distance (mm)	CH	Freq. (MHz)	Max. Rated Avg. Power + Max. Tolerance (dBm)	Measured Avg. Power (dBm)	Scaling	Averaged SAR over 1g (W/kg)		Plot page
													Measured	Reported	
LTE Band 12	Body-worn	10MHz	QPSK	1 RB	0	Front side	15	23130	711	21.5	21.46	100.93%	0.054	0.055	-
						Back side	15	23060	704	21.5	21.30	104.71%	0.152	0.159	168
						Back side	15	23095	707.5	21.5	21.38	102.80%	0.113	0.116	-
						Back side	15	23130	711	21.5	21.46	100.93%	0.135	0.136	-
				25 RB	25	Front side	15	23095	707.5	20.5	20.44	101.39%	0.040	0.041	-
						Back side	15	23095	707.5	20.5	20.44	101.39%	0.122	0.124	-
				50 RB		Front side	15	23060	704	20.5	20.41	102.09%	0.038	0.039	-
						Back side	15	23060	704	20.5	20.41	102.09%	0.116	0.118	-

LTE FDD Band 25

Band	Mode	Bandwidth (MHz)	Modulation	RB Size	RB start	Position	Distance (mm)	CH	Freq. (MHz)	Max. Rated Avg. Power + Max. Tolerance (dBm)	Measured Avg. Power (dBm)	Scaling	Averaged SAR over 1g (W/kg)		Plot page
													Measured	Reported	
LTE Band 25	Body-worn	20MHz	QPSK	1 RB	0	Front side	15	26140	1860	21.5	21.41	102.09%	0.262	0.267	-
						Back side	15	26140	1860	21.5	21.41	102.09%	0.307	0.313	169
						Back side	15	26365	1882.5	21.5	21.34	103.75%	0.287	0.298	-
						Back side	15	26590	1905	21.5	21.37	103.04%	0.281	0.290	-
				50 RB	0	Front side	15	26140	1860	20.5	20.43	101.62%	0.210	0.213	-
						Back side	15	26140	1860	20.5	20.43	101.62%	0.247	0.251	-
				100 RB		Front side	15	26365	1882.5	20.5	20.44	101.39%	0.192	0.195	-
						Back side	15	26365	1882.5	20.5	20.44	101.39%	0.241	0.244	-

LTE FDD Band 26

Band	Mode	Bandwidth (MHz)	Modulation	RB Size	RB start	Position	Distance (mm)	CH	Freq. (MHz)	Max. Rated Avg. Power + Max. Tolerance (dBm)	Measured Avg. Power (dBm)	Scaling	Averaged SAR over 1g (W/kg)		Plot page
													Measured	Reported	
LTE Band 26	Body-worn	15MHz	QPSK	1 RB	0	Front side	15	26765	821.5	21.5	21.46	100.93%	0.112	0.113	-
						Back side	15	26765	821.5	21.5	21.46	100.93%	0.184	0.186	170
						Back side	15	26865	831.5	21.5	21.39	102.57%	0.178	0.183	-
						Back side	15	26965	841.5	21.5	21.33	103.99%	0.162	0.168	-
				36 RB	18	Front side	15	26765	821.5	20.5	20.48	100.46%	0.087	0.088	-
						Back side	15	26765	821.5	20.5	20.48	100.46%	0.142	0.143	-
				75 RB		Front side	15	26765	821.5	20.5	20.36	103.28%	0.079	0.082	-
						Back side	15	26765	821.5	20.5	20.36	103.28%	0.131	0.135	-

LTE FDD Band 66

Band	Mode	Bandwidth (MHz)	Modulation	RB Size	RB start	Position	Distance (mm)	CH	Freq. (MHz)	Max. Rated Avg. Power + Max. Tolerance (dBm)	Measured Avg. Power (dBm)	Scaling	Averaged SAR over 1g (W/kg)		Plot page
													Measured	Reported	
LTE Band 66	Body-worn	20MHz	QPSK	1 RB	0	Front side	15	132322	1745	21.5	21.46	100.93%	0.121	0.122	-
						Back side	15	132072	1720	21.5	21.32	104.23%	0.112	0.117	-
						Back side	15	132322	1745	21.5	21.46	100.93%	0.136	0.137	171
						Back side	15	132572	1770	21.5	21.39	102.57%	0.125	0.128	-
				50 RB	25	Front side	15	132572	1770	20.5	20.47	100.69%	0.092	0.093	-
						Back side	15	132572	1770	20.5	20.47	100.69%	0.102	0.103	-
				100 RB		Front side	15	132072	1720	20.5	20.36	103.28%	0.099	0.102	-
						Back side	15	132072	1720	20.5	20.36	103.28%	0.097	0.100	-

Unless otherwise stated the results shown in this test report refer only to the sample(s) tested and such sample(s) are retained for 90 days only.
除非另有說明，此報告結果僅對測試之樣品負責，同時此樣品僅保留90天。本報告未經本公司書面許可，不可部份複製。
This document is issued by the Company subject to its General Conditions of Service printed overleaf, available on request or accessible at http://www.sgs.com.tw/Terms-and-Conditions and for electronic format documents, subject to Terms and Conditions for Electronic Documents at http://www.sgs.com.tw/Terms-and-Conditions. Attention is drawn to the limitation of liability, indemnification and jurisdiction issues defined therein. Any holder of this document is advised that information contained hereon reflects the Company's findings at the time of its intervention only and within the limits of Client's instructions, if any. The Company's sole responsibility is to its Client and this document does not exonerate parties to a transaction from exercising all their rights and obligations under the transaction documents. This document cannot be reproduced except in full, without prior written approval of the Company. Any unauthorized alteration, forgery or falsification of the content or appearance of this document is unlawful and offenders may be prosecuted to the fullest extent of the law.

Inter-band
Product specific 10-g SAR_Upper antenna

LTE FDD Band 12

Band	Mode	Bandwidth (MHz)	Modulation	RB Size	RB start	Position	Distance (mm)	CH	Freq. (MHz)	Max. Rated Avg. Power + Max. Tolerance (dBm)	Measured Avg. Power (dBm)	Scaling	Averaged SAR over 10g (W/kg)		Plot page
													Measured	Reported	
LTE Band 12	Product specific 10g SAR	10MHz	QPSK	1 RB	0	Front side	0	23060	704	21.5	21.30	104.71%	0.352	0.369	172
						Front side	0	23095	707.5	21.5	21.38	102.80%	0.305	0.314	-
						Front side	0	23130	711	21.5	21.46	100.93%	0.320	0.323	-
						Back side	0	23130	711	21.5	21.46	100.93%	0.236	0.238	-
						Top side	0	23130	711	21.5	21.46	100.93%	0.193	0.195	-
						Bottom side	0	23130	711	21.5	21.46	100.93%	0.001	0.001	-
						Right side	0	23130	711	21.5	21.46	100.93%	0.148	0.149	-
						Left side	0	23130	711	21.5	21.46	100.93%	0.136	0.137	-
				25 RB	25	Front side	0	23095	707.5	20.5	20.44	101.39%	0.237	0.240	-
						Back side	0	23095	707.5	20.5	20.44	101.39%	0.188	0.191	-
						Top side	0	23095	707.5	20.5	20.44	101.39%	0.148	0.150	-
						Bottom side	0	23095	707.5	20.5	20.44	101.39%	0.001	0.001	-
						Right side	0	23095	707.5	20.5	20.44	101.39%	0.121	0.123	-
						Left side	0	23095	707.5	20.5	20.44	101.39%	0.106	0.107	-
				50 RB		Front side	0	23060	704	20.5	20.41	102.09%	0.223	0.228	-
						Back side	0	23060	704	20.5	20.41	102.09%	0.174	0.178	-
						Top side	0	23060	704	20.5	20.41	102.09%	0.132	0.135	-
						Bottom side	0	23060	704	20.5	20.41	102.09%	0.001	0.001	-
						Right side	0	23060	704	20.5	20.41	102.09%	0.117	0.119	-
						Left side	0	23060	704	20.5	20.41	102.09%	0.099	0.101	-

LTE FDD Band 26

Band	Mode	Bandwidth (MHz)	Modulation	RB Size	RB start	Position	Distance (mm)	CH	Freq. (MHz)	Max. Rated Avg. Power + Max. Tolerance (dBm)	Measured Avg. Power (dBm)	Scaling	Averaged SAR over 10g (W/kg)		Plot page
													Measured	Reported	
LTE Band 26	Product specific 10g SAR	15MHz	QPSK	1 RB	0	Front side	0	26765	821.5	21.5	21.46	100.93%	0.419	0.423	173
						Front side	0	26865	831.5	21.5	21.39	102.57%	0.382	0.392	-
						Front side	0	26965	841.5	21.5	21.33	103.99%	0.399	0.415	-
						Back side	0	26765	821.5	21.5	21.46	100.93%	0.318	0.321	-
						Top side	0	26765	821.5	21.5	21.46	100.93%	0.283	0.286	-
						Bottom side	0	26765	821.5	21.5	21.46	100.93%	0.002	0.002	-
						Right side	0	26765	821.5	21.5	21.46	100.93%	0.239	0.241	-
						Left side	0	26765	821.5	21.5	21.46	100.93%	0.207	0.209	-
				36 RB	18	Front side	0	26765	821.5	20.5	20.48	100.46%	0.317	0.318	-
						Back side	0	26765	821.5	20.5	20.48	100.46%	0.243	0.244	-
						Top side	0	26765	821.5	20.5	20.48	100.46%	0.241	0.242	-
						Bottom side	0	26765	821.5	20.5	20.48	100.46%	0.001	0.001	-
						Right side	0	26765	821.5	20.5	20.48	100.46%	0.183	0.184	-
						Left side	0	26765	821.5	20.5	20.48	100.46%	0.163	0.164	-
				75 RB		Front side	0	26765	821.5	20.5	20.36	103.28%	0.302	0.312	-
						Back side	0	26765	821.5	20.5	20.36	103.28%	0.211	0.218	-
						Top side	0	26765	821.5	20.5	20.36	103.28%	0.225	0.232	-
						Bottom side	0	26765	821.5	20.5	20.36	103.28%	0.001	0.001	-
						Right side	0	26765	821.5	20.5	20.36	103.28%	0.176	0.182	-
						Left side	0	26765	821.5	20.5	20.36	103.28%	0.153	0.158	-

Unless otherwise stated the results shown in this test report refer only to the sample(s) tested and such sample(s) are retained for 90 days only.
除非另有說明，此報告結果僅對測試之樣品負責，同時此樣品僅保留90天。本報告未經本公司書面許可，不可部份複製。
This document is issued by the Company subject to its General Conditions of Service printed overleaf, available on request or accessible at http://www.sgs.com.tw/Terms-and-Conditions and for electronic format documents, subject to Terms and Conditions for Electronic Documents at http://www.sgs.com.tw/Terms-and-Conditions. Attention is drawn to the limitation of liability, indemnification and jurisdiction issues defined therein. Any holder of this document is advised that information contained hereon reflects the Company's findings at the time of its intervention only and within the limits of Client's instructions, if any. The Company's sole responsibility is to its Client and this document does not exonerate parties to a transaction from exercising all their rights and obligations under the transaction documents. This document cannot be reproduced except in full, without prior written approval of the Company. Any unauthorized alteration, forgery or falsification of the content or appearance of this document is unlawful and offenders may be prosecuted to the fullest extent of the law.

Inter-band
Product specific 10-g SAR_Lower antenna

LTE FDD Band 12

Band	Mode	Bandwidth (MHz)	Modulation	RB Size	RB start	Position	Distance (mm)	CH	Freq. (MHz)	Max. Rated Avg. Power + Max. Tolerance (dBm)	Measured Avg. Power (dBm)	Scaling	Averaged SAR over 10g (W/kg)		Plot page
													Measured	Reported	
LTE Band 12	Product specific 10g SAR	10MHz	QPSK	1 RB	0	Front side	0	23060	704	21.5	21.30	104.71%	0.503	0.527	174
						Front side	0	23095	707.5	21.5	21.38	102.80%	0.375	0.386	-
						Front side	0	23130	711	21.5	21.46	100.93%	0.475	0.479	-
						Back side	0	23130	711	21.5	21.46	100.93%	0.409	0.413	-
						Top side	0	23130	711	21.5	21.46	100.93%	0.030	0.030	-
						Bottom side	0	23130	711	21.5	21.46	100.93%	0.367	0.370	-
						Right side	0	23130	711	21.5	21.46	100.93%	0.118	0.119	-
						Left side	0	23130	711	21.5	21.46	100.93%	0.040	0.040	-
				25 RB	25	Front side	0	23095	707.5	20.5	20.44	101.39%	0.418	0.424	-
						Back side	0	23095	707.5	20.5	20.44	101.39%	0.364	0.369	-
						Top side	0	23095	707.5	20.5	20.44	101.39%	0.022	0.022	-
						Bottom side	0	23095	707.5	20.5	20.44	101.39%	0.289	0.293	-
						Right side	0	23095	707.5	20.5	20.44	101.39%	0.068	0.069	-
						Left side	0	23095	707.5	20.5	20.44	101.39%	0.030	0.031	-
				50 RB		Front side	0	23060	704	20.5	20.41	102.09%	0.402	0.410	-
						Back side	0	23060	704	20.5	20.41	102.09%	0.295	0.301	-
						Top side	0	23060	704	20.5	20.41	102.09%	0.021	0.021	-
						Bottom side	0	23060	704	20.5	20.41	102.09%	0.283	0.289	-
						Right side	0	23060	704	20.5	20.41	102.09%	0.061	0.062	-
						Left side	0	23060	704	20.5	20.41	102.09%	0.025	0.026	-

LTE FDD Band 25

Band	Mode	Bandwidth (MHz)	Modulation	RB Size	RB start	Position	Distance (mm)	CH	Freq. (MHz)	Max. Rated Avg. Power + Max. Tolerance (dBm)	Measured Avg. Power (dBm)	Scaling	Averaged SAR over 10g (W/kg)		Plot page
													Measured	Reported	
LTE Band 25	Product specific 10g SAR	20MHz	QPSK	1 RB	0	Front side	0	26140	1860	21.5	21.41	102.09%	0.483	0.493	-
						Back side	0	26140	1860	21.5	21.41	102.09%	0.512	0.523	-
						Top side	0	26140	1860	21.5	21.41	102.09%	0.003	0.003	-
						Bottom side	0	26140	1860	21.5	21.41	102.09%	0.958	0.978	-
						Bottom side	0	26365	1882.5	21.5	21.34	103.75%	0.996	1.033	-
						Bottom side	0	26590	1905	21.5	21.37	103.04%	1.230	1.267	175
						Right side	0	26140	1860	21.5	21.41	102.09%	0.203	0.207	-
						Left side	0	26140	1860	21.5	21.41	102.09%	0.312	0.319	-
				50 RB	0	Front side	0	26140	1860	20.5	20.43	101.62%	0.372	0.378	-
						Back side	0	26140	1860	20.5	20.43	101.62%	0.430	0.437	-
						Top side	0	26140	1860	20.5	20.43	101.62%	0.002	0.002	-
						Bottom side	0	26140	1860	20.5	20.43	101.62%	0.826	0.839	-
						Right side	0	26140	1860	20.5	20.43	101.62%	0.193	0.196	-
						Left side	0	26140	1860	20.5	20.43	101.62%	0.239	0.243	-
				100 RB		Front side	0	26365	1882.5	20.5	20.44	101.39%	0.352	0.357	-
						Back side	0	26365	1882.5	20.5	20.44	101.39%	0.428	0.434	-
						Top side	0	26365	1882.5	20.5	20.44	101.39%	0.001	0.001	-
						Bottom side	0	26365	1882.5	20.5	20.44	101.39%	0.804	0.815	-
						Right side	0	26365	1882.5	20.5	20.44	101.39%	0.192	0.195	-
						Left side	0	26365	1882.5	20.5	20.44	101.39%	0.227	0.230	-

LTE FDD Band 26

Band	Mode	Bandwidth (MHz)	Modulation	RB Size	RB start	Position	Distance (mm)	CH	Freq. (MHz)	Max. Rated Avg. Power + Max. Tolerance (dBm)	Measured Avg. Power (dBm)	Scaling	Averaged SAR over 10g (W/kg)		Plot page
													Measured	Reported	
LTE Band 26	Product specific 10g SAR	15MHz	QPSK	1 RB	0	Front side	0	26765	821.5	21.5	21.46	100.93%	0.726	0.733	176
						Front side	0	26865	831.5	21.5	21.39	102.57%	0.674	0.691	-
						Front side	0	26965	841.5	21.5	21.33	103.99%	0.612	0.636	-
						Back side	0	26765	821.5	21.5	21.46	100.93%	0.586	0.591	-
						Top side	0	26765	821.5	21.5	21.46	100.93%	0.001	0.001	-
						Bottom side	0	26765	821.5	21.5	21.46	100.93%	0.515	0.520	-
						Right side	0	26765	821.5	21.5	21.46	100.93%	0.183	0.185	-
						Left side	0	26765	821.5	21.5	21.46	100.93%	0.245	0.247	-
				36 RB	18	Front side	0	26765	821.5	20.5	20.48	100.46%	0.566	0.569	-
						Back side	0	26765	821.5	20.5	20.48	100.46%	0.483	0.485	-
						Top side	0	26765	821.5	20.5	20.48	100.46%	0.001	0.001	-
						Bottom side	0	26765	821.5	20.5	20.48	100.46%	0.428	0.430	-
						Right side	0	26765	821.5	20.5	20.48	100.46%	0.164	0.165	-
						Left side	0	26765	821.5	20.5	20.48	100.46%	0.185	0.186	-
				75 RB		Front side	0	26765	821.5	20.5	20.36	103.28%	0.536	0.554	-
						Back side	0	26765	821.5	20.5	20.36	103.28%	0.465	0.480	-
						Top side	0	26765	821.5	20.5	20.36	103.28%	0.001	0.001	-
						Bottom side	0	26765	821.5	20.5	20.36	103.28%	0.402	0.415	-
						Right side	0	26765	821.5	20.5	20.36	103.28%	0.157	0.162	-
						Left side	0	26765	821.5	20.5	20.36	103.28%	0.168	0.174	-

Unless otherwise stated the results shown in this test report refer only to the sample(s) tested and such sample(s) are retained for 90 days only.
除非另有說明，此報告結果僅對測試之樣品負責，同時此樣品僅保留90天。本報告未經本公司書面許可，不可部份複製。
This document is issued by the Company subject to its General Conditions of Service printed overleaf, available on request or accessible at http://www.sgs.com.tw/Terms-and-Conditions and for electronic format documents, subject to Terms and Conditions for Electronic Documents at http://www.sgs.com.tw/Terms-and-Conditions. Attention is drawn to the limitation of liability, indemnification and jurisdiction issues defined therein. Any holder of this document is advised that information contained hereon reflects the Company's findings at the time of its intervention only and within the limits of Client's instructions, if any. The Company's sole responsibility is to its Client and this document does not exonerate parties to a transaction from exercising all their rights and obligations under the transaction documents. This document cannot be reproduced except in full, without prior written approval of the Company. Any unauthorized alteration, forgery or falsification of the content or appearance of this document is unlawful and offenders may be prosecuted to the fullest extent of the law.

LTE FDD Band 66

Band	Mode	Bandwidth (MHz)	Modulation	RB Size	RB start	Position	Distance (mm)	CH	Freq. (MHz)	Max. Rated Avg. Power + Max. Tolerance (dBm)	Measured Avg. Power (dBm)	Scaling	Averaged SAR over 10g (W/kg)		Plot page
													Measured	Reported	
LTE Band 66	Product specific 10g SAR	20MHz	QPSK	1 RB	0	Front side	0	132322	1745	21.5	21.46	100.93%	0.522	0.527	-
						Back side	0	132322	1745	21.5	21.46	100.93%	0.564	0.569	-
						Top side	0	132322	1745	21.5	21.46	100.93%	0.002	0.002	-
						Bottom side	0	132072	1720	21.5	21.32	104.23%	1.263	1.316	-
						Bottom side	0	132322	1745	21.5	21.46	100.93%	1.350	1.362	-
						Bottom side	0	132572	1770	21.5	21.39	102.57%	1.420	1.456	177
						Right side	0	132322	1745	21.5	21.46	100.93%	0.195	0.197	-
						Left side	0	132322	1745	21.5	21.46	100.93%	0.286	0.289	-
				50 RB	25	Front side	0	132572	1770	20.5	20.47	100.69%	0.419	0.422	-
						Back side	0	132572	1770	20.5	20.47	100.69%	0.442	0.445	-
						Top side	0	132572	1770	20.5	20.47	100.69%	0.001	0.001	-
						Bottom side	0	132572	1770	20.5	20.47	100.69%	1.120	1.128	-
						Right side	0	132572	1770	20.5	20.47	100.69%	0.151	0.152	-
						Left side	0	132572	1770	20.5	20.47	100.69%	0.234	0.236	-
				100 RB		Front side	0	132072	1720	20.5	20.36	103.28%	0.406	0.419	-
						Back side	0	132072	1720	20.5	20.36	103.28%	0.433	0.447	-
						Top side	0	132072	1720	20.5	20.36	103.28%	0.001	0.001	-
						Bottom side	0	132072	1720	20.5	20.36	103.28%	1.030	1.064	-
						Right side	0	132072	1720	20.5	20.36	103.28%	0.135	0.139	-
						Left side	0	132072	1720	20.5	20.36	103.28%	0.224	0.231	-

Unless otherwise stated the results shown in this test report refer only to the sample(s) tested and such sample(s) are retained for 90 days only.
除非另有說明，此報告結果僅對測試之樣品負責，同時此樣品僅保留90天。本報告未經本公司書面許可，不可部份複製。
This document is issued by the Company subject to its General Conditions of Service printed overleaf, available on request or accessible at http://www.sgs.com.tw/Terms-and-Conditions and for electronic format documents, subject to Terms and Conditions for Electronic Documents at http://www.sgs.com.tw/Terms-and-Conditions. Attention is drawn to the limitation of liability, indemnification and jurisdiction issues defined therein. Any holder of this document is advised that information contained hereon reflects the Company's findings at the time of its intervention only and within the limits of Client's instructions, if any. The Company's sole responsibility is to its Client and this document does not exonerate parties to a transaction from exercising all their rights and obligations under the transaction documents. This document cannot be reproduced except in full, without prior written approval of the Company. Any unauthorized alteration, forgery or falsification of the content or appearance of this document is unlawful and offenders may be prosecuted to the fullest extent of the law.

ENDC without WLAN
Body-wron_Upper antenna

LTE FDD Band 26

Band	Mode	Bandwidth (MHz)	Modulation	RB Size	RB start	Position	Distance (mm)	CH	Freq. (MHz)	Max. Rated Avg. Power + Max. Tolerance (dBm)	Measured Avg. Power (dBm)	Scaling	Averaged SAR over 1g (W/kg)		Plot page
													Measured	Reported	
LTE Band 26	Body-worn	15MHz	QPSK	1 RB	0	Front side	15	26765	821.5	24.5	23.70	120.23%	0.271	0.326	179
						Front side	15	26865	831.5	24.5	23.53	125.03%	0.255	0.319	-
						Front side	15	26965	841.5	24.5	23.46	127.06%	0.242	0.307	-
						Back side	15	26765	821.5	24.5	23.70	120.23%	0.215	0.258	-
				36 RB	18	Front side	15	26765	821.5	23.5	22.71	119.95%	0.169	0.203	-
						Back side	15	26765	821.5	23.5	22.71	119.95%	0.200	0.240	-
				75 RB		Front side	15	26765	821.5	23.5	22.70	120.23%	0.164	0.197	-
						Back side	15	26765	821.5	23.5	22.70	120.23%	0.105	0.126	-

Unless otherwise stated the results shown in this test report refer only to the sample(s) tested and such sample(s) are retained for 90 days only.
除非另有說明，此報告結果僅對測試之樣品負責，同時此樣品僅保留90天。本報告未經本公司書面許可，不可部份複製。
This document is issued by the Company subject to its General Conditions of Service printed overleaf, available on request or accessible at http://www.sgs.com.tw/Terms-and-Conditions and for electronic format documents, subject to Terms and Conditions for Electronic Documents at http://www.sgs.com.tw/Terms-and-Conditions. Attention is drawn to the limitation of liability, indemnification and jurisdiction issues defined therein. Any holder of this document is advised that information contained hereon reflects the Company's findings at the time of its intervention only and within the limits of Client's instructions, if any. The Company's sole responsibility is to its Client and this document does not exonerate parties to a transaction from exercising all their rights and obligations under the transaction documents. This document cannot be reproduced except in full, without prior written approval of the Company. Any unauthorized alteration, forgery or falsification of the content or appearance of this document is unlawful and offenders may be prosecuted to the fullest extent of the law.

ENDC without WLAN
Body-wron_Lower antenna

LTE FDD Band 2

Band	Mode	Bandwidth (MHz)	Modulation	RB Size	RB start	Position	Distance (mm)	CH	Freq. (MHz)	Max. Rated Avg. Power + Max. Tolerance (dBm)	Measured Avg. Power (dBm)	Scaling	Averaged SAR over 1g (W/kg)		Plot page
													Measured	Reported	
LTE Band 2	Body-worn	20MHz	QPSK	1 RB	0	Front side	15	18700	1860	21	20.90	102.33%	0.421	0.431	-
						Back side	15	18700	1860	21	20.90	102.33%	0.441	0.451	180
						Back side	15	18900	1880	21	20.79	104.95%	0.384	0.403	-
						Back side	15	19100	1900	21	20.61	109.40%	0.362	0.396	-
				50 RB	0	Front side	15	18700	1860	21	19.91	128.53%	0.309	0.397	-
						Back side	15	18700	1860	21	19.91	128.53%	0.328	0.422	-
				100 RB		Front side	15	18900	1880	21	19.85	130.32%	0.298	0.388	-
						Back side	15	18900	1880	21	19.85	130.32%	0.319	0.416	-

LTE FDD Band 7

Band	Mode	Bandwidth (MHz)	Modulation	RB Size	RB start	Position	Distance (mm)	CH	Freq. (MHz)	Max. Rated Avg. Power + Max. Tolerance (dBm)	Measured Avg. Power (dBm)	Scaling	Averaged SAR over 1g (W/kg)		Plot page
													Measured	Reported	
LTE Band 7	Body-worn	20MHz	QPSK	1 RB	99	Front side	15	21350	2560	23.5	22.71	119.95%	0.178	0.214	-
						Back side	15	20850	2510	23.5	22.70	120.23%	0.198	0.238	-
						Back side	15	21100	2535	23.5	22.60	123.03%	0.212	0.261	-
						Back side	15	21350	2560	23.5	22.71	119.95%	0.240	0.288	181
				50 RB	50	Front side	15	21350	2560	22.5	21.71	119.95%	0.133	0.160	-
						Back side	15	21350	2560	22.5	21.71	119.95%	0.180	0.216	-
				100 RB		Front side	15	21100	2535	22.5	21.68	120.78%	0.118	0.143	-
						Back side	15	21100	2535	22.5	21.68	120.78%	0.167	0.202	-

LTE FDD Band 26

Band	Mode	Bandwidth (MHz)	Modulation	RB Size	RB start	Position	Distance (mm)	CH	Freq. (MHz)	Max. Rated Avg. Power + Max. Tolerance (dBm)	Measured Avg. Power (dBm)	Scaling	Averaged SAR over 1g (W/kg)		Plot page
													Measured	Reported	
LTE Band 26	Body-worn	15MHz	QPSK	1 RB	0	Front side	15	26765	821.5	24.5	23.70	120.23%	0.189	0.227	-
						Back side	15	26765	821.5	24.5	23.70	120.23%	0.304	0.365	183
						Back side	15	26865	831.5	24.5	23.53	125.03%	0.283	0.354	-
						Back side	15	26965	841.5	24.5	23.46	127.06%	0.254	0.323	-
				36 RB	18	Front side	15	26765	821.5	23.5	22.71	119.95%	0.145	0.174	-
						Back side	15	26765	821.5	23.5	22.71	119.95%	0.243	0.291	-
				75 RB		Front side	15	26765	821.5	23.5	22.70	120.23%	0.132	0.159	-
						Back side	15	26765	821.5	23.5	22.70	120.23%	0.223	0.268	-

LTE TDD Band 41

Band	Mode	Bandwidth (MHz)	Modulation	RB Size	RB start	Position	Distance (mm)	CH	Freq. (MHz)	Max. Rated Avg. Power + Max. Tolerance (dBm)	Measured Avg. Power (dBm)	Scaling	Averaged SAR over 1g (W/kg)		Plot page
													Measured	Reported	
LTE Band 41	Body-worn	20MHz	QPSK	1 RB	0	Front side	15	41490	2680	24.5	23.72	119.67%	0.123	0.147	-
						Back side	15	39750	2506	24.5	23.66	121.34%	0.170	0.206	-
						Back side	15	40185	2549.5	24.5	23.56	124.17%	0.164	0.204	-
						Back side	15	40620	2593	24.5	23.65	121.62%	0.169	0.206	-
						Back side	15	41055	2636.5	24.5	23.69	120.50%	0.172	0.207	-
						Back side	15	41490	2680	24.5	23.72	119.67%	0.174	0.208	184
				50 RB	0	Front side	15	41490	2680	23.5	22.69	120.50%	0.087	0.105	-
						Back side	15	41490	2680	23.5	22.69	120.50%	0.142	0.171	-
				100 RB		Front side	15	39750	2506	23.5	22.73	119.40%	0.081	0.097	-
						Back side	15	39750	2506	23.5	22.73	119.40%	0.131	0.156	-

Unless otherwise stated the results shown in this test report refer only to the sample(s) tested and such sample(s) are retained for 90 days only.
除非另有說明，此報告結果僅對測試之樣品負責，同時此樣品僅保留90天。本報告未經本公司書面許可，不可部份複製。
This document is issued by the Company subject to its General Conditions of Service printed overleaf, available on request or accessible at http://www.sgs.com.tw/Terms-and-Conditions and for electronic format documents, subject to Terms and Conditions for Electronic Documents at http://www.sgs.com.tw/Terms-and-Conditions. Attention is drawn to the limitation of liability, indemnification and jurisdiction issues defined therein. Any holder of this document is advised that information contained hereon reflects the Company's findings at the time of its intervention only and within the limits of Client's instructions, if any. The Company's sole responsibility is to its Client and this document does not exonerate parties to a transaction from exercising all their rights and obligations under the transaction documents. This document cannot be reproduced except in full, without prior written approval of the Company. Any unauthorized alteration, forgery or falsification of the content or appearance of this document is unlawful and offenders may be prosecuted to the fullest extent of the law.

5G NR_ENDC without WLAN

Body-worn_Upper antenna

n41

Band	Mode	Bandwidth (MHz)	Modulation	RB Size	RB start	Position	Distance (mm)	CH	Freq. (MHz)	Max. Rated Avg. Power + Max. Tolerance (dBm)	Measured Avg. Power (dBm)	Scaling	Averaged SAR over 1g (W/kg)		Plot page
													Measured	Reported	
n41	Body wron	100MHz	DTF-s QPSK OFDM	1 RB	1	Back side	15	513900	2569.5	25.5	25.04	111.17%	0.195	0.217	186
					137	Front side	15	509202	2546.01	25.5	25.09	109.90%	0.077	0.084	-
						Back side	15	509202	2546.01	25.5	25.09	109.90%	0.176	0.193	-
						Back side	15	518598	2592.99	25.5	24.21	134.59%	0.157	0.211	-
						Back side	15	523299	2616.495	25.5	24.40	128.82%	0.122	0.157	-
						Back side	15	528000	2640	25.5	24.52	125.31%	0.166	0.208	-
				135 RB	69	Front side	15	509202	2546.01	25.5	24.99	112.46%	0.055	0.061	-
						Back side	15	509202	2546.01	25.5	24.99	112.46%	0.147	0.165	-
				270 RB	0	Front side	15	509202	2546.01	24.5	23.94	113.76%	0.051	0.058	-
						Back side	15	509202	2546.01	24.5	23.94	113.76%	0.134	0.152	-

Unless otherwise stated the results shown in this test report refer only to the sample(s) tested and such sample(s) are retained for 90 days only.
除非另有說明，此報告結果僅對測試之樣品負責，同時此樣品僅保留90天。本報告未經本公司書面許可，不可部份複製。
This document is issued by the Company subject to its General Conditions of Service printed overleaf, available on request or accessible at http://www.sgs.com.tw/Terms-and-Conditions and for electronic format documents, subject to Terms and Conditions for Electronic Documents at http://www.sgs.com.tw/Terms-and-Conditions. Attention is drawn to the limitation of liability, indemnification and jurisdiction issues defined therein. Any holder of this document is advised that information contained hereon reflects the Company's findings at the time of its intervention only and within the limits of Client's instructions, if any. The Company's sole responsibility is to its Client and this document does not exonerate parties to a transaction from exercising all their rights and obligations under the transaction documents. This document cannot be reproduced except in full, without prior written approval of the Company. Any unauthorized alteration, forgery or falsification of the content or appearance of this document is unlawful and offenders may be prosecuted to the fullest extent of the law.

5G NR_ENDC without WLAN

Body-worn_Lower antenna

n2

Band	Mode	Bandwidth (MHz)	Modulation	RB Size	RB start	Position	Distance (mm)	CH	Freq. (MHz)	Max. Rated Avg. Power + Max. Tolerance (dBm)	Measured Avg. Power (dBm)	Scaling	Averaged SAR over 1g (W/kg)		Plot page
													Measured	Reported	
n2	Body wron	20MHz	DTF-s QPSK OFDM	1 RB	53	Front side	15	376000	1880	22.5	22.45	101.16%	0.218	0.221	-
						Back side	15	372000	1860	22.5	22.37	103.04%	0.253	0.261	-
						Back side	15	376000	1880	22.5	22.45	101.16%	0.273	0.276	187
						Back side	15	380000	1900	22.5	22.35	103.51%	0.241	0.249	-
				50 RB	28	Front side	15	376000	1880	22.5	22.34	103.75%	0.215	0.223	-
						Back side	15	376000	1880	22.5	22.34	103.75%	0.254	0.264	-
				100 RB		Front side	15	380000	1900	21.5	21.34	103.75%	0.173	0.179	-
						Back side	15	380000	1900	21.5	21.34	103.75%	0.219	0.227	-

n5

Band	Mode	Bandwidth (MHz)	Modulation	RB Size	RB start	Position	Distance (mm)	CH	Freq. (MHz)	Max. Rated Avg. Power + Max. Tolerance (dBm)	Measured Avg. Power (dBm)	Scaling	Averaged SAR over 1g (W/kg)		Plot page
													Measured	Reported	
n5	Body wron	20MHz	DTF-s QPSK OFDM	1 RB	53	Front side	15	166800	834	24.5	23.02	140.60%	0.024	0.033	-
						Front side	15	167300	836.5	24.5	23.28	132.43%	0.029	0.039	188
						Front side	15	167800	839	24.5	23.06	139.32%	0.021	0.029	-
						Back side	15	167300	836.5	24.5	23.28	132.43%	0.021	0.028	-
				50 RB	28	Front side	15	167300	836.5	24.5	23.24	133.66%	0.021	0.028	-
						Back side	15	167300	836.5	24.5	23.24	133.66%	0.019	0.026	-
				100 RB		Front side	15	167300	836.5	23.5	22.12	137.40%	0.020	0.027	-
						Back side	15	167300	836.5	23.5	22.12	137.40%	0.017	0.024	-

n41

Band	Mode	Bandwidth (MHz)	Modulation	RB Size	RB start	Position	Distance (mm)	CH	Freq. (MHz)	Max. Rated Avg. Power + Max. Tolerance (dBm)	Measured Avg. Power (dBm)	Scaling	Averaged SAR over 1g (W/kg)		Plot page
													Measured	Reported	
n41	Body wron	100MHz	DTF-s QPSK OFDM	1 RB	1	Back side	15	513900	2569.5	20	19.93	101.62%	0.100	0.101	-
					137	Front side	15	509202	2546.01	20	19.96	100.93%	0.015	0.015	-
						Back side	15	509202	2546.01	20	19.96	100.93%	0.103	0.104	189
						Back side	15	518598	2592.99	20	19.89	102.57%	0.097	0.099	-
						Back side	15	523299	2616.495	20	19.81	104.47%	0.090	0.094	-
						Back side	15	528000	2640	20	19.84	103.75%	0.093	0.097	-
				135 RB	69	Front side	15	509202	2546.01	20	19.82	104.23%	0.014	0.014	-
						Back side	15	509202	2546.01	20	19.82	104.23%	0.096	0.100	-
				270 RB	0	Front side	15	509202	2546.01	19	18.96	100.93%	0.012	0.012	-
						Back side	15	509202	2546.01	19	18.96	100.93%	0.092	0.093	-

n66

Band	Mode	Bandwidth (MHz)	Modulation	RB Size	RB start	Position	Distance (mm)	CH	Freq. (MHz)	Max. Rated Avg. Power + Max. Tolerance (dBm)	Measured Avg. Power (dBm)	Scaling	Averaged SAR over 1g (W/kg)		Plot page
													Measured	Reported	
n66	Body wron	100MHz	DTF-s QPSK OFDM	1 RB	1	Front side	15	346000	1730	20.5	20.48	100.46%	0.151	0.152	190
						Front side	15	349000	1745	20.5	20.30	104.71%	0.138	0.145	-
						Front side	15	352000	1760	20.5	20.29	104.95%	0.133	0.140	-
						Back side	15	346000	1730	20.5	20.48	100.46%	0.119	0.120	-
				100 RB	56	Front side	15	346000	1730	20.5	20.46	100.93%	0.143	0.144	-
						Back side	15	346000	1730	20.5	20.46	100.93%	0.106	0.107	-
				200 RB	0	Front side	15	349000	1745	19.5	19.47	100.69%	0.124	0.125	-
						Back side	15	349000	1745	19.5	19.47	100.69%	0.097	0.098	-

Unless otherwise stated the results shown in this test report refer only to the sample(s) tested and such sample(s) are retained for 90 days only.
除非另有說明，此報告結果僅對測試之樣品負責，同時此樣品僅保留90天。本報告未經本公司書面許可，不可部份複製。
This document is issued by the Company subject to its General Conditions of Service printed overleaf, available on request or accessible at http://www.sgs.com.tw/Terms-and-Conditions and for electronic format documents, subject to Terms and Conditions for Electronic Documents at http://www.sgs.com.tw/Terms-and-Conditions. Attention is drawn to the limitation of liability, indemnification and jurisdiction issues defined therein. Any holder of this document is advised that information contained hereon reflects the Company's findings at the time of its intervention only and within the limits of Client's instructions, if any. The Company's sole responsibility is to its Client and this document does not exonerate parties to a transaction from exercising all their rights and obligations under the transaction documents. This document cannot be reproduced except in full, without prior written approval of the Company. Any unauthorized alteration, forgery or falsification of the content or appearance of this document is unlawful and offenders may be prosecuted to the fullest extent of the law.

n71

Band	Mode	Bandwidth (MHz)	Modulation	RB Size	RB start	Position	Distance (mm)	CH	Freq. (MHz)	Max. Rated Avg. Power + Max. Tolerance (dBm)	Measured Avg. Power (dBm)	Scaling	Averaged SAR over 1g (W/kg)		Plot page
													Measured	Reported	
n71	Body wron	20MHz	DTF-s QPSK OFDM	1 RB	1	Front side	15	134600	673	24.5	23.77	118.30%	0.022	0.026	191
						Front side	15	136100	680.5	24.5	23.70	120.23%	0.020	0.024	-
						Front side	15	137600	688	24.5	23.55	124.45%	0.018	0.023	-
						Back side	15	134600	673	24.5	23.77	118.30%	0.013	0.015	-
				50 RB	28	Front side	15	136100	680.5	24.5	23.69	120.50%	0.018	0.021	-
						Back side	15	136100	680.5	24.5	23.69	120.50%	0.010	0.012	-
				100 RB	0	Front side	15	136100	680.5	24.5	22.57	155.96%	0.014	0.022	-
						Back side	15	136100	680.5	24.5	22.57	155.96%	0.007	0.010	-

ENDC without WLAN
Product specific 10-g SAR_Upper antenna

LTE FDD Band 26

Band	Mode	Bandwidth (MHz)	Modulation	RB Size	RB start	Position	Distance (mm)	CH	Freq. (MHz)	Max. Rated Avg. Power + Max. Tolerance (dBm)	Measured Avg. Power (dBm)	Scaling	Averaged SAR over 10g (W/kg)		Plot page
													Measured	Reported	
LTE Band 26	Product specific 10g SAR	15MHz	QPSK	1 RB	0	Front side	0	26765	821.5	24.5	23.70	120.23%	0.716	0.861	193
						Front side	0	26865	831.5	24.5	23.53	125.03%	0.623	0.779	-
						Front side	0	26965	841.5	24.5	23.46	127.06%	0.657	0.835	-
						Back side	0	26765	821.5	24.5	23.70	120.23%	0.558	0.671	-
						Top side	0	26765	821.5	24.5	23.70	120.23%	0.487	0.586	-
						Bottom side	0	26765	821.5	24.5	23.70	120.23%	0.005	0.006	-
						Right side	0	26765	821.5	24.5	23.70	120.23%	0.403	0.485	-
						Left side	0	26765	821.5	24.5	23.70	120.23%	0.357	0.429	-
				36 RB	18	Front side	0	26765	821.5	23.5	22.71	119.95%	0.562	0.674	-
						Back side	0	26765	821.5	23.5	22.71	119.95%	0.442	0.530	-
						Top side	0	26765	821.5	23.5	22.71	119.95%	0.396	0.475	-
						Bottom side	0	26765	821.5	23.5	22.71	119.95%	0.002	0.003	-
						Right side	0	26765	821.5	23.5	22.71	119.95%	0.317	0.380	-
						Left side	0	26765	821.5	23.5	22.71	119.95%	0.297	0.356	-
				75 RB		Front side	0	26765	821.5	23.5	22.70	120.23%	0.541	0.650	-
						Back side	0	26765	821.5	23.5	22.70	120.23%	0.434	0.522	-
						Top side	0	26765	821.5	23.5	22.70	120.23%	0.355	0.427	-
						Bottom side	0	26765	821.5	23.5	22.70	120.23%	0.002	0.002	-
						Right side	0	26765	821.5	23.5	22.70	120.23%	0.300	0.361	-
						Left side	0	26765	821.5	23.5	22.70	120.23%	0.277	0.333	-

Unless otherwise stated the results shown in this test report refer only to the sample(s) tested and such sample(s) are retained for 90 days only.
除非另有說明，此報告結果僅對測試之樣品負責，同時此樣品僅保留90天。本報告未經本公司書面許可，不可部份複製。
This document is issued by the Company subject to its General Conditions of Service printed overleaf, available on request or accessible at http://www.sgs.com.tw/Terms-and-Conditions and for electronic format documents, subject to Terms and Conditions for Electronic Documents at http://www.sgs.com.tw/Terms-and-Conditions. Attention is drawn to the limitation of liability, indemnification and jurisdiction issues defined therein. Any holder of this document is advised that information contained hereon reflects the Company's findings at the time of its intervention only and within the limits of Client's instructions, if any. The Company's sole responsibility is to its Client and this document does not exonerate parties to a transaction from exercising all their rights and obligations under the transaction documents. This document cannot be reproduced except in full, without prior written approval of the Company. Any unauthorized alteration, forgery or falsification of the content or appearance of this document is unlawful and offenders may be prosecuted to the fullest extent of the law.

ENDC without WLAN
Product specific 10-g SAR_Lower antenna

LTE FDD Band 2

Band	Mode	Bandwidth (MHz)	Modulation	RB Size	RB start	Position	Distance (mm)	CH	Freq. (MHz)	Max. Rated Avg. Power + Max. Tolerance (dBm)	Measured Avg. Power (dBm)	Scaling	Averaged SAR over 10g (W/kg)		Plot page
													Measured	Reported	
LTE Band 2	Product specific 10g SAR	20MHz	QPSK	1 RB	0	Front side	0	18700	1860	21	20.90	102.33%	0.427	0.437	-
						Back side	0	18700	1860	21	20.90	102.33%	0.432	0.442	-
						Top side	0	18700	1860	21	20.90	102.33%	0.003	0.003	-
						Bottom side	0	18700	1860	21	20.90	102.33%	0.912	0.933	-
						Bottom side	0	18900	1880	21	20.79	104.95%	0.933	0.979	-
						Bottom side	0	19100	1900	21	20.61	109.40%	0.997	1.091	194
						Right side	0	18700	1860	21	20.90	102.33%	0.173	0.177	-
						Left side	0	18700	1860	21	20.90	102.33%	0.261	0.267	-
				50 RB	0	Front side	0	18700	1860	20	19.91	102.09%	0.318	0.325	-
						Back side	0	18700	1860	20	19.91	102.09%	0.371	0.379	-
						Top side	0	18700	1860	20	19.91	102.09%	0.002	0.002	-
						Bottom side	0	18700	1860	20	19.91	102.09%	0.728	0.743	-
						Right side	0	18700	1860	20	19.91	102.09%	0.152	0.155	-
						Left side	0	18700	1860	20	19.91	102.09%	0.239	0.244	-
				100 RB		Front side	0	18900	1880	20	19.85	103.51%	0.295	0.305	-
						Back side	0	18900	1880	20	19.85	103.51%	0.368	0.381	-
						Top side	0	18900	1880	20	19.85	103.51%	0.002	0.002	-
						Bottom side	0	18900	1880	20	19.85	103.51%	0.704	0.729	-
						Right side	0	18900	1880	20	19.85	103.51%	0.148	0.153	-
						Left side	0	18900	1880	20	19.85	103.51%	0.213	0.220	-

LTE FDD Band 7

Band	Mode	Bandwidth (MHz)	Modulation	RB Size	RB start	Position	Distance (mm)	CH	Freq. (MHz)	Max. Rated Avg. Power + Max. Tolerance (dBm)	Measured Avg. Power (dBm)	Scaling	Averaged SAR over 10g (W/kg)		Plot page
													Measured	Reported	
LTE Band 7	Product specific 10g SAR	20MHz	QPSK	1 RB	99	Front side	0	21350	2560	23.5	22.71	119.95%	0.810	0.972	-
						Back side	0	21350	2560	23.5	22.71	119.95%	0.540	0.648	-
						Top side	0	21350	2560	23.5	22.71	119.95%	0.004	0.005	-
						Bottom side	0	20850	2510	23.5	22.70	120.23%	1.210	1.455	-
						Bottom side	0	21100	2535	23.5	22.60	123.03%	1.030	1.267	-
						Bottom side	0	21350	2560	23.5	22.71	119.95%	1.600	1.919	195
						Right side	0	21350	2560	23.5	22.71	119.95%	0.248	0.297	-
						Left side	0	21350	2560	23.5	22.71	119.95%	0.172	0.206	-
				50 RB	50	Front side	0	21350	2560	22.5	21.71	119.95%	0.619	0.742	-
						Back side	0	21350	2560	22.5	21.71	119.95%	0.335	0.402	-
						Top side	0	21350	2560	22.5	21.71	119.95%	0.002	0.002	-
						Bottom side	0	21350	2560	22.5	21.71	119.95%	1.280	1.535	-
						Right side	0	21350	2560	22.5	21.71	119.95%	0.273	0.327	-
						Left side	0	21350	2560	22.5	21.71	119.95%	0.182	0.218	-
				100 RB		Front side	0	21100	2535	22.5	21.68	120.78%	0.593	0.716	-
						Back side	0	21100	2535	22.5	21.68	120.78%	0.392	0.473	-
						Top side	0	21100	2535	22.5	21.68	120.78%	0.003	0.003	-
						Bottom side	0	21100	2535	22.5	21.68	120.78%	1.170	1.413	-
						Right side	0	21100	2535	22.5	21.68	120.78%	0.231	0.279	-
						Left side	0	21100	2535	22.5	21.68	120.78%	0.165	0.199	-

Unless otherwise stated the results shown in this test report refer only to the sample(s) tested and such sample(s) are retained for 90 days only.
除非另有說明，此報告結果僅對測試之樣品負責，同時此樣品僅保留90天。本報告未經本公司書面許可，不可部份複製。
This document is issued by the Company subject to its General Conditions of Service printed overleaf, available on request or accessible at http://www.sgs.com.tw/Terms-and-Conditions and for electronic format documents, subject to Terms and Conditions for Electronic Documents at http://www.sgs.com.tw/Terms-and-Conditions. Attention is drawn to the limitation of liability, indemnification and jurisdiction issues defined therein. Any holder of this document is advised that information contained hereon reflects the Company's findings at the time of its intervention only and within the limits of Client's instructions, if any. The Company's sole responsibility is to its Client and this document does not exonerate parties to a transaction from exercising all their rights and obligations under the transaction documents. This document cannot be reproduced except in full, without prior written approval of the Company. Any unauthorized alteration, forgery or falsification of the content or appearance of this document is unlawful and offenders may be prosecuted to the fullest extent of the law.

LTE FDD Band 26

Band	Mode	Bandwidth (MHz)	Modulation	RB Size	RB start	Position	Distance (mm)	CH	Freq. (MHz)	Max. Rated Avg. Power + Max. Tolerance (dBm)	Measured Avg. Power (dBm)	Scaling	Averaged SAR over 10g (W/kg)		Plot page
													Measured	Reported	
LTE Band 26	Product specific 10g SAR	15MHz	QPSK	1 RB	0	Front side	0	26765	821.5	24.5	23.70	120.23%	1.220	1.467	197
						Front side	0	26865	831.5	24.5	23.53	125.03%	1.097	1.372	-
						Front side	0	26965	841.5	24.5	23.46	127.06%	0.981	1.246	-
						Back side	0	26765	821.5	24.5	23.70	120.23%	1.012	1.217	-
						Top side	0	26765	821.5	24.5	23.70	120.23%	0.002	0.003	-
						Bottom side	0	26765	821.5	24.5	23.70	120.23%	0.879	1.057	-
						Right side	0	26765	821.5	24.5	23.70	120.23%	0.319	0.384	-
						Left side	0	26765	821.5	24.5	23.70	120.23%	0.431	0.518	-
				36 RB	18	Front side	0	26765	821.5	23.5	22.71	119.95%	0.962	1.154	-
						Back side	0	26765	821.5	23.5	22.71	119.95%	0.825	0.990	-
						Top side	0	26765	821.5	23.5	22.71	119.95%	0.002	0.002	-
						Bottom side	0	26765	821.5	23.5	22.71	119.95%	0.711	0.853	-
						Right side	0	26765	821.5	23.5	22.71	119.95%	0.299	0.359	-
						Left side	0	26765	821.5	23.5	22.71	119.95%	0.334	0.401	-
				75 RB		Front side	0	26765	821.5	23.5	22.70	120.23%	0.915	1.100	-
						Back side	0	26765	821.5	23.5	22.70	120.23%	0.817	0.982	-
						Top side	0	26765	821.5	23.5	22.70	120.23%	0.001	0.002	-
						Bottom side	0	26765	821.5	23.5	22.70	120.23%	0.681	0.819	-
						Right side	0	26765	821.5	23.5	22.70	120.23%	0.265	0.319	-
						Left side	0	26765	821.5	23.5	22.70	120.23%	0.325	0.391	-

LTE TDD Band 41

Band	Mode	Bandwidth (MHz)	Modulation	RB Size	RB start	Position	Distance (mm)	CH	Freq. (MHz)	Max. Rated Avg. Power + Max. Tolerance (dBm)	Measured Avg. Power (dBm)	Scaling	Averaged SAR over 10g (W/kg)		Plot page
													Measured	Reported	
LTE Band 41	Product specific 10g SAR	20MHz	QPSK	1 RB	0	Front side	0	41490	2680	24.5	23.72	119.67%	0.881	1.054	-
						Back side	0	41490	2680	24.5	23.72	119.67%	0.758	0.907	-
						Top side	0	41490	2680	24.5	23.72	119.67%	0.005	0.005	-
						Bottom side	0	39750	2506	24.5	23.66	121.34%	0.854	1.036	-
						Bottom side	0	40185	2549.5	24.5	23.56	124.17%	0.785	0.975	-
						Bottom side	0	40620	2593	24.5	23.65	121.62%	0.740	0.900	-
						Bottom side	0	41055	2636.5	24.5	23.69	120.50%	0.820	0.988	-
						Bottom side	0	41490	2680	24.5	23.72	119.67%	1.230	1.472	198
						Right side	0	41490	2680	24.5	23.72	119.67%	0.428	0.512	-
						Left side	0	41490	2680	24.5	23.72	119.67%	0.514	0.615	-
				50 RB	0	Front side	0	41490	2680	23.5	22.69	120.50%	0.677	0.816	-
						Back side	0	41490	2680	23.5	22.69	120.50%	0.611	0.736	-
						Top side	0	41490	2680	23.5	22.69	120.50%	0.002	0.003	-
						Bottom side	0	41490	2680	23.5	22.69	120.50%	0.918	1.106	-
						Right side	0	41490	2680	23.5	22.69	120.50%	0.332	0.400	-
						Left side	0	41490	2680	23.5	22.69	120.50%	0.391	0.471	-
				100 RB		Front side	0	39750	2506	23.5	22.73	119.40%	0.665	0.794	-
						Back side	0	39750	2506	23.5	22.73	119.40%	0.602	0.719	-
						Top side	0	39750	2506	23.5	22.73	119.40%	0.002	0.002	-
						Bottom side	0	39750	2506	23.5	22.73	119.40%	0.891	1.064	-
						Right side	0	39750	2506	23.5	22.73	119.40%	0.325	0.388	-
						Left side	0	39750	2506	23.5	22.73	119.40%	0.385	0.460	-

Unless otherwise stated the results shown in this test report refer only to the sample(s) tested and such sample(s) are retained for 90 days only.
除非另有說明，此報告結果僅對測試之樣品負責，同時此樣品僅保留90天。本報告未經本公司書面許可，不可部份複製。
This document is issued by the Company subject to its General Conditions of Service printed overleaf, available on request or accessible at http://www.sgs.com.tw/Terms-and-Conditions and for electronic format documents, subject to Terms and Conditions for Electronic Documents at http://www.sgs.com.tw/Terms-and-Conditions. Attention is drawn to the limitation of liability, indemnification and jurisdiction issues defined therein. Any holder of this document is advised that information contained hereon reflects the Company's findings at the time of its intervention only and within the limits of Client's instructions, if any. The Company's sole responsibility is to its Client and this document does not exonerate parties to a transaction from exercising all their rights and obligations under the transaction documents. This document cannot be reproduced except in full, without prior written approval of the Company. Any unauthorized alteration, forgery or falsification of the content or appearance of this document is unlawful and offenders may be prosecuted to the fullest extent of the law.

5G NR_ENDC without WLAN

Product specific 10-g SAR_Upper antenna

n41

Band	Mode	Bandwidth (MHz)	Modulation	RB Size	RB start	Position	Distance (mm)	CH	Freq. (MHz)	Max. Rated Avg. Power + Max. Tolerance (dBm)	Measured Avg. Power (dBm)	Scaling	Averaged SAR over 10g (W/kg)		Plot page
													Measured	Reported	
n41	Product specific 10g SAR	100MHz	DTF-s QPSK OFDM	1 RB	1	Back side	0	513900	2569.5	25.5	25.04	111.17%	1.660	1.845	200
					137	Front side	0	509202	2546.01	25.5	25.09	109.90%	0.714	0.785	-
						Back side	0	509202	2546.01	25.5	25.09	109.90%	1.512	1.662	-
						Back side	0	518598	2592.99	25.5	24.21	134.59%	0.989	1.331	-
						Back side	0	523299	2616.495	25.5	24.40	128.82%	1.119	1.442	-
						Back side	0	528000	2640	25.5	24.52	125.31%	1.213	1.520	-
						Top side	0	509202	2546.01	25.5	25.09	109.90%	0.062	0.068	-
						Bottom side	0	509202	2546.01	25.5	25.09	109.90%	0.003	0.003	-
						Right side	0	509202	2546.01	25.5	25.09	109.90%	0.112	0.123	-
						Left side	0	509202	2546.01	25.5	25.09	109.90%	0.224	0.246	-
				135 RB	69	Front side	0	509202	2546.01	25.5	24.99	112.46%	0.572	0.643	-
						Back side	0	509202	2546.01	25.5	24.99	112.46%	1.360	1.529	-
						Top side	0	509202	2546.01	25.5	24.99	112.46%	0.052	0.059	-
						Bottom side	0	509202	2546.01	25.5	24.99	112.46%	0.002	0.002	-
						Right side	0	509202	2546.01	25.5	24.99	112.46%	0.093	0.105	-
						Left side	0	509202	2546.01	25.5	24.99	112.46%	0.201	0.226	-
				270 RB	0	Front side	0	509202	2546.01	24.5	23.94	113.76%	0.381	0.433	-
						Back side	0	509202	2546.01	24.5	23.94	113.76%	1.030	1.172	-
						Top side	0	509202	2546.01	24.5	23.94	113.76%	0.031	0.035	-
						Bottom side	0	509202	2546.01	24.5	23.94	113.76%	0.001	0.001	-
						Right side	0	509202	2546.01	24.5	23.94	113.76%	0.082	0.093	-
						Left side	0	509202	2546.01	24.5	23.94	113.76%	0.115	0.131	-

Unless otherwise stated the results shown in this test report refer only to the sample(s) tested and such sample(s) are retained for 90 days only.
除非另有說明，此報告結果僅對測試之樣品負責，同時此樣品僅保留90天。本報告未經本公司書面許可，不可部份複製。
This document is issued by the Company subject to its General Conditions of Service printed overleaf, available on request or accessible at http://www.sgs.com.tw/Terms-and-Conditions and for electronic format documents, subject to Terms and Conditions for Electronic Documents at http://www.sgs.com.tw/Terms-and-Conditions. Attention is drawn to the limitation of liability, indemnification and jurisdiction issues defined therein. Any holder of this document is advised that information contained hereon reflects the Company's findings at the time of its intervention only and within the limits of Client's instructions, if any. The Company's sole responsibility is to its Client and this document does not exonerate parties to a transaction from exercising all their rights and obligations under the transaction documents. This document cannot be reproduced except in full, without prior written approval of the Company. Any unauthorized alteration, forgery or falsification of the content or appearance of this document is unlawful and offenders may be prosecuted to the fullest extent of the law.

Product specific 10-g SAR_Lower antenna

n2

Band	Mode	Bandwidth (MHz)	Modulation	RB Size	RB start	Position	Distance (mm)	CH	Freq. (MHz)	Max. Rated Avg. Power + Max. Tolerance (dBm)	Measured Avg. Power (dBm)	Scaling	Averaged SAR over 10g (W/kg)		Plot page
													Measured	Reported	
n2	Product specific 10g SAR	20MHz	DTF-s QPSK OFDM	1 RB	53	Front side	0	376000	1880	22.5	22.45	101.16%	0.411	0.416	-
						Back side	0	376000	1880	22.5	22.45	101.16%	0.521	0.527	-
						Top side	0	376000	1880	22.5	22.45	101.16%	0.003	0.003	-
						Bottom side	0	372000	1860	22.5	22.37	103.04%	1.720	1.772	-
						Bottom side	0	376000	1880	22.5	22.45	101.16%	1.780	1.801	201
						Bottom side	0	380000	1900	22.5	22.35	103.51%	1.730	1.791	-
						Right side	0	376000	1880	22.5	22.45	101.16%	0.107	0.108	-
						Left side	0	376000	1880	22.5	22.45	101.16%	0.299	0.302	-
				50 RB	28	Front side	0	376000	1880	22.5	22.34	103.75%	0.392	0.407	-
						Back side	0	376000	1880	22.5	22.34	103.75%	0.501	0.520	-
						Top side	0	376000	1880	22.5	22.34	103.75%	0.003	0.003	-
						Bottom side	0	376000	1880	22.5	22.34	103.75%	1.670	1.733	-
						Right side	0	376000	1880	22.5	22.34	103.75%	0.092	0.096	-
						Left side	0	376000	1880	22.5	22.34	103.75%	0.287	0.298	-
				100 RB		Front side	0	380000	1900	21.5	21.34	103.75%	0.318	0.330	-
						Back side	0	380000	1900	21.5	21.34	103.75%	0.398	0.413	-
						Top side	0	380000	1900	21.5	21.34	103.75%	0.002	0.002	-
						Bottom side	0	380000	1900	21.5	21.34	103.75%	1.350	1.401	-
						Right side	0	380000	1900	21.5	21.34	103.75%	0.074	0.077	-
						Left side	0	380000	1900	21.5	21.34	103.75%	0.238	0.247	-

n5

Band	Mode	Bandwidth (MHz)	Modulation	RB Size	RB start	Position	Distance (mm)	CH	Freq. (MHz)	Max. Rated Avg. Power + Max. Tolerance (dBm)	Measured Avg. Power (dBm)	Scaling	Averaged SAR over 10g (W/kg)		Plot page
													Measured	Reported	
n5	Product specific 10g SAR	20MHz	DTF-s QPSK OFDM	1 RB	53	Front side	0	166800	834	24.5	23.02	140.60%	0.175	0.246	-
						Front side	0	167300	836.5	24.5	23.28	132.43%	0.196	0.260	202
						Front side	0	167800	839	24.5	23.06	139.32%	0.182	0.254	-
						Back side	0	167300	836.5	24.5	23.28	132.43%	0.169	0.224	-
						Top side	0	167300	836.5	24.5	23.28	132.43%	0.013	0.017	-
						Bottom side	0	167300	836.5	24.5	23.28	132.43%	0.146	0.193	-
						Right side	0	167300	836.5	24.5	23.28	132.43%	0.049	0.064	-
						Left side	0	167300	836.5	24.5	23.28	132.43%	0.029	0.039	-
				50 RB	28	Front side	0	167300	836.5	24.5	23.24	133.66%	0.184	0.246	-
						Back side	0	167300	836.5	24.5	23.24	133.66%	0.153	0.204	-
						Top side	0	167300	836.5	24.5	23.24	133.66%	0.011	0.014	-
						Bottom side	0	167300	836.5	24.5	23.24	133.66%	0.138	0.184	-
						Right side	0	167300	836.5	24.5	23.24	133.66%	0.047	0.063	-
						Left side	0	167300	836.5	24.5	23.24	133.66%	0.027	0.036	-
				100 RB		Front side	0	167300	836.5	23.5	22.12	137.40%	0.166	0.228	-
						Back side	0	167300	836.5	23.5	22.12	137.40%	0.135	0.185	-
						Top side	0	167300	836.5	23.5	22.12	137.40%	0.009	0.013	-
						Bottom side	0	167300	836.5	23.5	22.12	137.40%	0.107	0.147	-
						Right side	0	167300	836.5	23.5	22.12	137.40%	0.038	0.053	-
						Left side	0	167300	836.5	23.5	22.12	137.40%	0.024	0.032	-

n41

Band	Mode	Bandwidth (MHz)	Modulation	RB Size	RB start	Position	Distance (mm)	CH	Freq. (MHz)	Max. Rated Avg. Power + Max. Tolerance (dBm)	Measured Avg. Power (dBm)	Scaling	Averaged SAR over 10g (W/kg)		Plot page
													Measured	Reported	
n41	Product specific 10g SAR	100MHz	DTF-s QPSK OFDM	1 RB	1	Back side	0	513900	2569.5	20	19.93	101.62%	1.630	1.656	-
					137	Front side	0	509202	2546.01	20	19.96	100.93%	0.046	0.046	-
						Back side	0	509202	2546.01	20	19.96	100.93%	1.730	1.746	203
						Back side	0	518598	2592.99	20	19.89	102.57%	1.630	1.672	-
						Back side	0	523299	2616.495	20	19.81	104.47%	1.590	1.661	-
						Back side	0	528000	2640	20	19.84	103.75%	1.510	1.567	-
						Top side	0	509202	2546.01	20	19.96	100.93%	0.007	0.007	-
						Bottom side	0	509202	2546.01	20	19.96	100.93%	0.449	0.453	-
						Right side	0	509202	2546.01	20	19.96	100.93%	0.039	0.040	-
						Left side	0	509202	2546.01	20	19.96	100.93%	0.087	0.088	-
				135 RB	69	Front side	0	509202	2546.01	20	19.82	104.23%	0.042	0.044	-
						Back side	0	509202	2546.01	20	19.82	104.23%	1.610	1.678	-
						Top side	0	509202	2546.01	20	19.82	104.23%	0.006	0.006	-
						Bottom side	0	509202	2546.01	20	19.82	104.23%	0.430	0.448	-
						Right side	0	509202	2546.01	20	19.82	104.23%	0.037	0.038	-
						Left side	0	509202	2546.01	20	19.82	104.23%	0.083	0.086	-
				270 RB	0	Front side	0	509202	2546.01	19	18.96	100.93%	0.037	0.038	-
						Back side	0	509202	2546.01	19	18.96	100.93%	1.250	1.262	-
						Top side	0	509202	2546.01	19	18.96	100.93%	0.005	0.005	-
						Bottom side	0	509202	2546.01	19	18.96	100.93%	0.372	0.375	-
						Right side	0	509202	2546.01	19	18.96	100.93%	0.030	0.031	-
						Left side	0	509202	2546.01	19	18.96	100.93%	0.068	0.069	-

Unless otherwise stated the results shown in this test report refer only to the sample(s) tested and such sample(s) are retained for 90 days only.
除非另有說明，此報告結果僅對測試之樣品負責，同時此樣品僅保留90天。本報告未經本公司書面許可，不可部份複製。
This document is issued by the Company subject to its General Conditions of Service printed overleaf, available on request or accessible at http://www.sgs.com.tw/Terms-and-Conditions and for electronic format documents, subject to Terms and Conditions for Electronic Documents at http://www.sgs.com.tw/Terms-and-Conditions. Attention is drawn to the limitation of liability, indemnification and jurisdiction issues defined therein. Any holder of this document is advised that information contained hereon reflects the Company's findings at the time of its intervention only and within the limits of Client's instructions, if any. The Company's sole responsibility is to its Client and this document does not exonerate parties to a transaction from exercising all their rights and obligations under the transaction documents. This document cannot be reproduced except in full, without prior written approval of the Company. Any unauthorized alteration, forgery or falsification of the content or appearance of this document is unlawful and offenders may be prosecuted to the fullest extent of the law.

n66

Band	Mode	Bandwidth (MHz)	Modulation	RB Size	RB start	Position	Distance (mm)	CH	Freq. (MHz)	Max. Rated Avg. Power + Max. Tolerance (dBm)	Measured Avg. Power (dBm)	Scaling	Averaged SAR over 10g (W/kg)		Plot page
													Measured	Reported	
n66	Product specific 10g SAR	40MHz	DTF-s QPSK OFDM	1 RB	1	Front side	0	346000	1730	20.5	20.48	100.46%	0.466	0.468	-
						Back side	0	346000	1730	20.5	20.48	100.46%	0.872	0.876	-
						Top side	0	346000	1730	20.5	20.48	100.46%	0.001	0.001	-
						Bottom side	0	346000	1730	20.5	20.48	100.46%	1.830	1.838	204
						Bottom side	0	349000	1745	20.5	20.30	104.71%	1.670	1.749	-
						Bottom side	0	352000	1760	20.5	20.29	104.95%	1.620	1.700	-
						Right side	0	346000	1730	20.5	20.48	100.46%	0.025	0.025	-
						Left side	0	346000	1730	20.5	20.48	100.46%	0.238	0.239	-
				100 RB	58	Front side	0	346000	1730	20.5	20.46	100.93%	0.452	0.456	-
						Back side	0	346000	1730	20.5	20.46	100.93%	0.829	0.837	-
						Top side	0	346000	1730	20.5	20.46	100.93%	0.001	0.001	-
						Bottom side	0	346000	1730	20.5	20.46	100.93%	1.450	1.463	-
						Right side	0	346000	1730	20.5	20.46	100.93%	0.024	0.024	-
						Left side	0	346000	1730	20.5	20.46	100.93%	0.227	0.229	-
				200 RB		Front side	0	349000	1745	19.5	19.47	100.69%	0.393	0.396	-
						Back side	0	349000	1745	19.5	19.47	100.69%	0.592	0.596	-
						Top side	0	349000	1745	19.5	19.47	100.69%	0.001	0.001	-
						Bottom side	0	349000	1745	19.5	19.47	100.69%	1.100	1.108	-
						Right side	0	349000	1745	19.5	19.47	100.69%	0.021	0.021	-
						Left side	0	349000	1745	19.5	19.47	100.69%	0.206	0.207	-

n71

Band	Mode	Bandwidth (MHz)	Modulation	RB Size	RB start	Position	Distance (mm)	CH	Freq. (MHz)	Max. Rated Avg. Power + Max. Tolerance (dBm)	Measured Avg. Power (dBm)	Scaling	Averaged SAR over 10g (W/kg)		Plot page
													Measured	Reported	
n71	Product specific 10g SAR	20MHz	DTF-s QPSK OFDM	1 RB	1	Front side	0	134600	673	24.5	23.77	118.30%	0.052	0.061	205
						Front side	0	136100	680.5	24.5	23.70	120.23%	0.049	0.058	-
						Front side	0	137600	688	24.5	23.55	124.45%	0.041	0.051	-
						Back side	0	134600	673	24.5	23.77	118.30%	0.047	0.056	-
						Top side	0	134600	673	24.5	23.77	118.30%	0.003	0.003	-
						Bottom side	0	134600	673	24.5	23.77	118.30%	0.038	0.045	-
						Right side	0	134600	673	24.5	23.77	118.30%	0.013	0.015	-
						Left side	0	134600	673	24.5	23.77	118.30%	0.006	0.008	-
				50 RB	28	Front side	0	136100	680.5	24.5	23.69	120.50%	0.038	0.046	-
						Back side	0	136100	680.5	24.5	23.69	120.50%	0.036	0.043	-
						Top side	0	136100	680.5	24.5	23.69	120.50%	0.002	0.002	-
						Bottom side	0	136100	680.5	24.5	23.69	120.50%	0.028	0.034	-
						Right side	0	136100	680.5	24.5	23.69	120.50%	0.011	0.013	-
						Left side	0	136100	680.5	24.5	23.69	120.50%	0.005	0.006	-
				100 RB		Front side	0	136100	680.5	23.5	22.57	123.88%	0.032	0.040	-
						Back side	0	136100	680.5	23.5	22.57	123.88%	0.030	0.037	-
						Top side	0	136100	680.5	23.5	22.57	123.88%	0.001	0.002	-
						Bottom side	0	136100	680.5	23.5	22.57	123.88%	0.024	0.029	-
						Right side	0	136100	680.5	23.5	22.57	123.88%	0.008	0.010	-
						Left side	0	136100	680.5	23.5	22.57	123.88%	0.003	0.004	-

Unless otherwise stated the results shown in this test report refer only to the sample(s) tested and such sample(s) are retained for 90 days only.
除非另有說明，此報告結果僅對測試之樣品負責，同時此樣品僅保留90天。本報告未經本公司書面許可，不可部份複製。
This document is issued by the Company subject to its General Conditions of Service printed overleaf, available on request or accessible at http://www.sgs.com.tw/Terms-and-Conditions and for electronic format documents, subject to Terms and Conditions for Electronic Documents at http://www.sgs.com.tw/Terms-and-Conditions. Attention is drawn to the limitation of liability, indemnification and jurisdiction issues defined therein. Any holder of this document is advised that information contained hereon reflects the Company's findings at the time of its intervention only and within the limits of Client's instructions, if any. The Company's sole responsibility is to its Client and this document does not exonerate parties to a transaction from exercising all their rights and obligations under the transaction documents. This document cannot be reproduced except in full, without prior written approval of the Company. Any unauthorized alteration, forgery or falsification of the content or appearance of this document is unlawful and offenders may be prosecuted to the fullest extent of the law.

SISO_without WWAN

Head_Calling mode

WLAN Ant 4 (Chain 0)

Mode	Position	Distance (mm)	CH	Freq. (MHz)	Max. Rated Avg. Power + Max. Tolerance (dBm)	Measured Avg. Power (dBm)	Scaling	Averaged SAR over 1g (W/kg)		Plot page
								Measured	Reported	
WLAN 802.11b	RE Cheek	-	1	2412	20.00	19.75	105.93%	0.572	0.606	-
	Re Tilt	-	1	2412	20.00	19.75	105.93%	0.218	0.231	-
	LE Cheek	-	1	2412	20.00	19.75	105.93%	1.040	1.102	206
	LE Cheek*	-	1	2412	20.00	19.75	105.93%	1.010	1.070	-
	LE Cheek	-	6	2437	20.00	19.53	111.43%	0.936	1.043	-
	LE Cheek	-	11	2462	20.00	19.70	107.15%	0.982	1.052	-
	LE Tilt	-	1	2412	20.00	19.75	105.93%	0.449	0.476	-
Bluetooth (GFSK)	RE Cheek	-	18	2442	14.00	13.54	111.17%	0.399	0.444	-
	Re Tilt	-	18	2442	14.00	13.54	111.17%	0.145	0.161	-
	LE Cheek	-	37	2402	14.00	12.82	131.22%	0.358	0.470	-
	LE Cheek	-	18	2442	14.00	13.54	111.17%	0.527	0.586	207
	LE Cheek	-	39	2480	13.00	11.42	143.88%	0.219	0.315	-
	LE Tilt	-	18	2442	14.00	13.54	111.17%	0.183	0.203	-
WLAN 802.11n(40M) 5.2G	RE Cheek	-	46	5230	16.50	16.48	100.46%	0.712	0.715	-
	Re Tilt	-	46	5230	16.50	16.48	100.46%	0.223	0.224	-
	LE Cheek	-	38	5190	16.50	16.03	111.43%	0.938	1.045	-
	LE Cheek	-	46	5230	16.50	16.48	100.46%	1.160	1.165	208
	LE Cheek*	-	46	5230	16.50	16.48	100.46%	1.110	1.115	-
	LE Tilt	-	46	5230	16.50	16.48	100.46%	0.442	0.444	-
WLAN 802.11a 5.3G	RE Cheek	-	52	5260	17.00	16.99	100.23%	0.455	0.456	-
	Re Tilt	-	52	5260	17.00	16.99	100.23%	0.131	0.131	-
	LE Cheek	-	52	5260	17.00	16.99	100.23%	1.110	1.113	209
	LE Cheek*	-	52	5260	17.00	16.99	100.23%	1.050	1.052	-
	LE Cheek	-	60	5300	17.00	16.79	104.95%	1.050	1.102	-
	LE Cheek	-	64	5320	17.00	16.87	103.04%	1.010	1.041	-
	LE Tilt	-	52	5260	17.00	16.99	100.23%	0.309	0.310	-
WLAN 802.11ac(80M) 5.6G	RE Cheek	-	138	5690	14.00	13.99	100.23%	0.754	0.756	-
	Re Tilt	-	138	5690	14.00	13.99	100.23%	0.341	0.342	-
	LE Cheek	-	106	5530	14.00	13.78	105.20%	0.882	0.928	-
	LE Cheek	-	122	5610	14.00	13.88	102.80%	1.050	1.079	-
	LE Cheek	-	138	5690	14.00	13.99	100.23%	1.170	1.173	210
	LE Cheek*	-	138	5690	14.00	13.99	100.23%	1.100	1.103	-
	LE Cheek**	-	138	5690	14.00	13.99	100.23%	1.050	1.052	-
	LE Tilt	-	138	5690	14.00	13.99	100.23%	0.445	0.446	-
WLAN 802.11ac(80M) 5.8G	RE Cheek	-	155	5775	15.50	15.48	100.46%	0.392	0.394	-
	Re Tilt	-	155	5775	15.50	15.48	100.46%	0.119	0.120	-
	LE Cheek	-	155	5775	15.50	15.48	100.46%	1.030	1.035	211
	LE Cheek*	-	155	5775	15.50	15.48	100.46%	1.020	1.025	-
	LE Tilt	-	155	5775	15.50	15.48	100.46%	0.382	0.384	-

* - repeated at the highest SAR measurement according to the KDB 865664 D01

**-Spot check for fan

Unless otherwise stated the results shown in this test report refer only to the sample(s) tested and such sample(s) are retained for 90 days only.
除非另有說明，此報告結果僅對測試之樣品負責，同時此樣品僅保留90天。本報告未經本公司書面許可，不可部份複製。
This document is issued by the Company subject to its General Conditions of Service printed overleaf, available on request or accessible at http://www.sgs.com.tw/Terms-and-Conditions and for electronic format documents, subject to Terms and Conditions for Electronic Documents at http://www.sgs.com.tw/Terms-and-Conditions. Attention is drawn to the limitation of liability, indemnification and jurisdiction issues defined therein. Any holder of this document is advised that information contained hereon reflects the Company's findings at the time of its intervention only and within the limits of Client's instructions, if any. The Company's sole responsibility is to its Client and this document does not exonerate parties to a transaction from exercising all their rights and obligations under the transaction documents. This document cannot be reproduced except in full, without prior written approval of the Company. Any unauthorized alteration, forgery or falsification of the content or appearance of this document is unlawful and offenders may be prosecuted to the fullest extent of the law.

WLAN Ant 6 (Chain 1)

Mode	Position	Distance (mm)	CH	Freq. (MHz)	Max. Rated Avg. Power + Max. Tolerance (dBm)	Measured Avg. Power (dBm)	Scaling	Averaged SAR over 1g (W/kg)		Plot page
								Measured	Reported	
WLAN 802.11b	RE Cheek	-	1	2412	20.00	19.49	112.46%	0.312	0.351	-
	RE Cheek	-	6	2437	20.00	19.61	109.40%	0.398	0.435	212
	RE Cheek	-	11	2462	20.00	19.55	110.92%	0.335	0.372	-
	Re Tilt	-	6	2437	20.00	19.61	109.40%	0.121	0.132	-
	LE Cheek	-	6	2437	20.00	19.61	109.40%	0.165	0.181	-
	LE Tilt	-	6	2437	20.00	19.61	109.40%	0.091	0.100	-
Bluetooth (GFSK)	RE Cheek	-	37	2402	14.00	12.82	131.22%	0.088	0.115	-
	RE Cheek	-	18	2442	14.00	13.54	111.17%	0.100	0.111	213
	RE Cheek	-	39	2480	13.00	11.42	143.88%	0.069	0.099	-
	Re Tilt	-	18	2442	14.00	13.54	111.17%	0.047	0.052	-
	LE Cheek	-	18	2442	14.00	13.54	111.17%	0.059	0.065	-
	LE Tilt	-	18	2442	14.00	13.54	111.17%	0.032	0.035	-
WLAN 802.11n(40M) 5.2G	RE Cheek	-	38	5190	18.00	16.25	149.62%	0.028	0.041	-
	RE Cheek	-	46	5230	18.00	16.76	133.05%	0.032	0.042	214
	Re Tilt	-	46	5230	18.00	16.76	133.05%	0.012	0.016	-
	LE Cheek	-	46	5230	18.00	16.76	133.05%	0.017	0.022	-
	LE Tilt	-	46	5230	18.00	16.76	133.05%	0.009	0.012	-
WLAN 802.11n(20M) 5.3G	RE Cheek	-	52	5260	19.50	19.42	101.86%	0.067	0.069	215
	RE Cheek	-	60	5300	19.50	19.49	100.23%	0.056	0.056	-
	RE Cheek	-	64	5320	19.50	18.35	130.32%	0.048	0.062	-
	Re Tilt	-	60	5300	19.50	19.49	100.23%	0.023	0.023	-
	LE Cheek	-	60	5300	19.50	19.49	100.23%	0.027	0.027	-
	LE Tilt	-	60	5300	19.50	19.49	100.23%	0.015	0.015	-
WLAN 802.11a 5.6G	RE Cheek	-	100	5500	20.00	19.76	105.68%	0.142	0.150	216
	RE Cheek	-	120	5600	20.00	19.57	110.41%	0.121	0.134	-
	RE Cheek	-	140	5700	20.00	19.58	110.15%	0.133	0.147	-
	Re Tilt	-	100	5500	20.00	19.76	105.68%	0.055	0.058	-
	LE Cheek	-	100	5500	20.00	19.76	105.68%	0.074	0.078	-
	LE Tilt	-	100	5500	20.00	19.76	105.68%	0.033	0.035	-
WLAN 802.11ac(80M) 5.8G	RE Cheek	-	155	5775	20.00	19.63	108.89%	0.358	0.390	217
	Re Tilt	-	155	5775	20.00	19.63	108.89%	0.147	0.160	-
	LE Cheek	-	155	5775	20.00	19.63	108.89%	0.189	0.206	-
	LE Tilt	-	155	5775	20.00	19.63	108.89%	0.092	0.101	-

Unless otherwise stated the results shown in this test report refer only to the sample(s) tested and such sample(s) are retained for 90 days only.
除非另有說明，此報告結果僅對測試之樣品負責，同時此樣品僅保留90天。本報告未經本公司書面許可，不可部份複製。
This document is issued by the Company subject to its General Conditions of Service printed overleaf, available on request or accessible at http://www.sgs.com.tw/Terms-and-Conditions and for electronic format documents, subject to Terms and Conditions for Electronic Documents at http://www.sgs.com.tw/Terms-and-Conditions. Attention is drawn to the limitation of liability, indemnification and jurisdiction issues defined therein. Any holder of this document is advised that information contained hereon reflects the Company's findings at the time of its intervention only and within the limits of Client's instructions, if any. The Company's sole responsibility is to its Client and this document does not exonerate parties to a transaction from exercising all their rights and obligations under the transaction documents. This document cannot be reproduced except in full, without prior written approval of the Company. Any unauthorized alteration, forgery or falsification of the content or appearance of this document is unlawful and offenders may be prosecuted to the fullest extent of the law.

Body-worn_Calling mode

WLAN Ant 4 (Chain 0)

Mode	Position	Distance (mm)	CH	Freq. (MHz)	Max. Rated Avg. Power + Max. Tolerance (dBm)	Measured Avg. Power (dBm)	Scaling	Averaged SAR over 1g (W/kg)		Plot page
								Measured	Reported	
WLAN 802.11b	Front side	15	1	2412	20.00	19.75	105.93%	0.043	0.046	-
	Back side	15	1	2412	20.00	19.75	105.93%	0.132	0.140	-
	Back side	15	6	2437	20.00	19.53	111.43%	0.122	0.136	-
	Back side	15	11	2462	20.00	19.70	107.15%	0.153	0.164	218
Bluetooth (GFSK)	Front side	15	18	2442	14.00	13.54	111.17%	0.003	0.004	-
	Back side	15	37	2402	14.00	12.82	131.22%	0.012	0.016	-
	Back side	15	18	2442	14.00	13.54	111.17%	0.028	0.031	219
	Back side	15	39	2480	13.00	11.42	143.88%	0.017	0.024	-
WLAN 802.11n(40M) 5.2G	Front side	15	46	5230	16.50	16.48	100.46%	0.087	0.088	-
	Back side	15	38	5190	16.50	16.03	111.43%	0.126	0.140	-
	Back side	15	46	5230	16.50	16.48	100.46%	0.178	0.179	220
WLAN 802.11a 5.3G	Front side	15	52	5260	17.00	16.99	100.23%	0.065	0.065	-
	Back side	15	52	5260	17.00	16.99	100.23%	0.169	0.169	221
	Back side	15	60	5300	17.00	16.79	104.95%	0.141	0.148	-
	Back side	15	64	5320	17.00	16.87	103.04%	0.117	0.121	-
WLAN 802.11ac(80M) 5.6G	Front side	15	138	5690	14.00	13.99	100.23%	0.125	0.125	-
	Back side	15	106	5530	14.00	13.78	105.20%	0.150	0.158	-
	Back side	15	122	5610	14.00	13.88	102.80%	0.157	0.161	-
	Back side	15	138	5690	14.00	13.99	100.23%	0.165	0.165	222
WLAN 802.11ac(80M) 5.8G	Front side	15	155	5775	15.50	15.48	100.46%	0.118	0.119	-
	Back side	15	155	5775	15.50	15.48	100.46%	0.161	0.162	223

Unless otherwise stated the results shown in this test report refer only to the sample(s) tested and such sample(s) are retained for 90 days only.
除非另有說明，此報告結果僅對測試之樣品負責，同時此樣品僅保留90天。本報告未經本公司書面許可，不可部份複製。
This document is issued by the Company subject to its General Conditions of Service printed overleaf, available on request or accessible at http://www.sgs.com.tw/Terms-and-Conditions and for electronic format documents, subject to Terms and Conditions for Electronic Documents at http://www.sgs.com.tw/Terms-and-Conditions. Attention is drawn to the limitation of liability, indemnification and jurisdiction issues defined therein. Any holder of this document is advised that information contained hereon reflects the Company's findings at the time of its intervention only and within the limits of Client's instructions, if any. The Company's sole responsibility is to its Client and this document does not exonerate parties to a transaction from exercising all their rights and obligations under the transaction documents. This document cannot be reproduced except in full, without prior written approval of the Company. Any unauthorized alteration, forgery or falsification of the content or appearance of this document is unlawful and offenders may be prosecuted to the fullest extent of the law.

WLAN Ant 6 (Chain 1)

Mode	Position	Distance (mm)	CH	Freq. (MHz)	Max. Rated Avg. Power + Max. Tolerance (dBm)	Measured Avg. Power (dBm)	Scaling	Averaged SAR over 1g (W/kg)		Plot page
								Measured	Reported	
WLAN 802.11b	Front side	15	6	2437	20.00	19.61	109.40%	0.012	0.013	-
	Back side	15	1	2412	20.00	19.49	112.46%	0.031	0.035	-
	Back side	15	6	2437	20.00	19.61	109.40%	0.036	0.040	-
	Back side	15	11	2462	20.00	19.55	110.92%	0.059	0.065	224
Bluetooth (GFSK)	Front side	15	18	2442	14.00	13.54	111.17%	0.002	0.003	-
	Back side	15	37	2402	14.00	12.82	131.22%	0.002	0.003	-
	Back side	15	18	2442	14.00	13.54	111.17%	0.010	0.011	225
	Back side	15	39	2480	13.00	11.42	143.88%	0.004	0.006	-
WLAN 802.11n(40M) 5.2G	Front side	15	46	5230	18.00	16.76	133.05%	0.109	0.145	-
	Back side	15	38	5190	18.00	16.25	149.62%	0.121	0.181	-
	Back side	15	46	5230	18.00	16.76	133.05%	0.217	0.289	226
WLAN 802.11n(20M) 5.3G	Front side	15	60	5300	19.50	19.49	100.23%	0.206	0.206	-
	Back side	15	52	5260	19.50	19.42	101.86%	0.452	0.460	-
	Back side	15	60	5300	19.50	19.49	100.23%	0.485	0.486	227
	Back side	15	64	5320	19.50	18.35	130.32%	0.311	0.405	-
WLAN 802.11a 5.6G	Front side	15	100	5500	20.00	19.76	105.68%	0.056	0.059	-
	Back side	15	100	5500	20.00	19.76	105.68%	0.204	0.216	228
	Back side	15	120	5600	20.00	19.57	110.41%	0.165	0.182	-
	Back side	15	140	5700	20.00	19.58	110.15%	0.145	0.160	-
WLAN 802.11ac(80M) 5.8G	Front side	15	155	5775	20.00	19.63	108.89%	0.034	0.037	-
	Back side	15	155	5775	20.00	19.63	108.89%	0.291	0.317	229

Unless otherwise stated the results shown in this test report refer only to the sample(s) tested and such sample(s) are retained for 90 days only.
除非另有說明，此報告結果僅對測試之樣品負責，同時此樣品僅保留90天。本報告未經本公司書面許可，不可部份複製。
This document is issued by the Company subject to its General Conditions of Service printed overleaf, available on request or accessible at http://www.sgs.com.tw/Terms-and-Conditions and for electronic format documents, subject to Terms and Conditions for Electronic Documents at http://www.sgs.com.tw/Terms-and-Conditions. Attention is drawn to the limitation of liability, indemnification and jurisdiction issues defined therein. Any holder of this document is advised that information contained hereon reflects the Company's findings at the time of its intervention only and within the limits of Client's instructions, if any. The Company's sole responsibility is to its Client and this document does not exonerate parties to a transaction from exercising all their rights and obligations under the transaction documents. This document cannot be reproduced except in full, without prior written approval of the Company. Any unauthorized alteration, forgery or falsification of the content or appearance of this document is unlawful and offenders may be prosecuted to the fullest extent of the law.

Body-worn_Camera mode

WLAN Ant 6 (Chain 0)

Mode	Position	Distance (mm)	CH	Freq. (MHz)	Max. Rated Avg. Power + Max. Tolerance (dBm)	Measured Avg. Power (dBm)	Scaling	Averaged SAR over 1g (W/kg)		Plot page
								Measured	Reported	
WLAN 802.11b	Front side	15	1	2412	20.00	19.75	105.93%	0.023	0.025	-
	Back side	15	1	2412	20.00	19.75	105.93%	0.072	0.076	230
	Back side	15	6	2437	20.00	19.53	111.43%	0.056	0.063	-
	Back side	15	11	2462	20.00	19.70	107.15%	0.047	0.050	-
Bluetooth (GFSK)	Front side	15	18	2442	14.00	13.54	111.17%	0.002	0.003	-
	Back side	15	37	2402	14.00	12.82	131.22%	0.012	0.016	-
	Back side	15	18	2442	14.00	13.54	111.17%	0.016	0.017	231
	Back side	15	39	2480	13.00	11.42	143.88%	0.008	0.011	-
WLAN 802.11n(40M) 5.2G	Front side	15	46	5230	17.50	16.57	123.88%	0.076	0.094	-
	Back side	15	38	5190	17.50	16.03	140.28%	0.287	0.403	-
	Back side	15	46	5230	17.50	16.57	123.88%	0.362	0.448	232
WLAN 802.11a 5.3G	Front side	15	52	5260	19.50	19.49	100.23%	0.088	0.088	-
	Back side	15	52	5260	19.50	19.49	100.23%	0.880	0.882	233
	Back side*	15	52	5260	19.50	19.49	100.23%	0.856	0.858	-
	Back side**	15	52	5260	19.50	19.49	100.23%	0.843	0.845	-
	Back side	15	60	5300	19.50	19.32	104.23%	0.824	0.859	-
	Back side	15	64	5320	19.50	18.51	125.60%	0.612	0.769	-
WLAN 802.11ac(80M) 5.6G	Front side	15	138	5690	20.00	19.17	121.06%	0.028	0.034	-
	Back side	15	106	5530	17.00	15.45	142.89%	0.144	0.206	-
	Back side	15	122	5610	20.00	19.16	121.34%	0.312	0.379	-
	Back side	15	138	5690	20.00	19.17	121.06%	0.321	0.389	234
WLAN 802.11ac(80M) 5.8G	Front side	15	155	5775	20.00	19.48	112.72%	0.043	0.049	-
	Back side	15	155	5775	20.00	19.48	112.72%	0.374	0.422	235

* - repeated at the highest SAR measurement according to the KDB 865664 D01

**-Spot check for fan

Unless otherwise stated the results shown in this test report refer only to the sample(s) tested and such sample(s) are retained for 90 days only.
除非另有說明，此報告結果僅對測試之樣品負責，同時此樣品僅保留90天。本報告未經本公司書面許可，不可部份複製。
This document is issued by the Company subject to its General Conditions of Service printed overleaf, available on request or accessible at http://www.sgs.com.tw/Terms-and-Conditions and for electronic format documents, subject to Terms and Conditions for Electronic Documents at http://www.sgs.com.tw/Terms-and-Conditions. Attention is drawn to the limitation of liability, indemnification and jurisdiction issues defined therein. Any holder of this document is advised that information contained hereon reflects the Company's findings at the time of its intervention only and within the limits of Client's instructions, if any. The Company's sole responsibility is to its Client and this document does not exonerate parties to a transaction from exercising all their rights and obligations under the transaction documents. This document cannot be reproduced except in full, without prior written approval of the Company. Any unauthorized alteration, forgery or falsification of the content or appearance of this document is unlawful and offenders may be prosecuted to the fullest extent of the law.

WLAN Ant 5 (Chain 1)

Mode	Position	Distance (mm)	CH	Freq. (MHz)	Max. Rated Avg. Power + Max. Tolerance (dBm)	Measured Avg. Power (dBm)	Scaling	Averaged SAR over 1g (W/kg)		Plot page
								Measured	Reported	
WLAN 802.11b	Front side	15	6	2437	20.00	19.61	109.40%	0.003	0.004	-
	Back side	15	1	2412	20.00	19.49	112.46%	0.067	0.076	-
	Back side	15	6	2437	20.00	19.61	109.40%	0.090	0.098	-
	Back side	15	11	2462	20.00	19.55	110.92%	0.104	0.115	236
Bluetooth (GFSK)	Front side	15	18	2442	14.00	13.54	111.17%	0.014	0.016	-
	Back side	15	37	2402	14.00	12.82	131.22%	0.123	0.161	-
	Back side	15	18	2442	14.00	13.54	111.17%	0.152	0.169	237
	Back side	15	39	2480	13.00	11.42	143.88%	0.112	0.161	-
WLAN 802.11n(40M) 5.2G	Front side	15	46	5230	18.00	16.76	133.05%	0.012	0.016	-
	Back side	15	38	5190	18.00	16.25	149.62%	0.118	0.177	-
	Back side	15	46	5230	18.00	16.76	133.05%	0.142	0.189	238
WLAN 802.11n(20M) 5.3G	Front side	15	60	5300	20.00	19.71	106.91%	0.033	0.035	-
	Back side	15	52	5260	20.00	19.52	111.69%	0.234	0.261	-
	Back side	15	60	5300	20.00	19.71	106.91%	0.276	0.295	239
	Back side	15	64	5320	20.00	18.35	146.22%	0.189	0.276	-
WLAN 802.11a 5.6G	Front side	15	100	5500	20.00	19.76	105.68%	0.121	0.128	-
	Back side	15	100	5500	20.00	19.76	105.68%	0.594	0.628	240
	Back side	15	120	5600	20.00	19.57	110.41%	0.512	0.565	-
	Back side	15	140	5700	20.00	19.58	110.15%	0.523	0.576	-
WLAN 802.11ac(80M) 5.8G	Front side	15	155	5775	19.00	18.83	103.99%	0.024	0.024	-
	Back side	15	155	5775	19.00	18.83	103.99%	0.470	0.489	241

Unless otherwise stated the results shown in this test report refer only to the sample(s) tested and such sample(s) are retained for 90 days only.
除非另有說明，此報告結果僅對測試之樣品負責，同時此樣品僅保留90天。本報告未經本公司書面許可，不可部份複製。
This document is issued by the Company subject to its General Conditions of Service printed overleaf, available on request or accessible at http://www.sgs.com.tw/Terms-and-Conditions and for electronic format documents, subject to Terms and Conditions for Electronic Documents at http://www.sgs.com.tw/Terms-and-Conditions. Attention is drawn to the limitation of liability, indemnification and jurisdiction issues defined therein. Any holder of this document is advised that information contained hereon reflects the Company's findings at the time of its intervention only and within the limits of Client's instructions, if any. The Company's sole responsibility is to its Client and this document does not exonerate parties to a transaction from exercising all their rights and obligations under the transaction documents. This document cannot be reproduced except in full, without prior written approval of the Company. Any unauthorized alteration, forgery or falsification of the content or appearance of this document is unlawful and offenders may be prosecuted to the fullest extent of the law.

Body-worn_Gaming mode

WLAN Ant 7 (Chain 1)

Mode	Position	Distance (mm)	CH	Freq. (MHz)	Max. Rated Avg. Power + Max. Tolerance (dBm)	Measured Avg. Power (dBm)	Scaling	Averaged SAR over 1g (W/kg)		Plot page
								Measured	Reported	
WLAN 802.11n(40M) 5.2G	Front side	15	46	5230	18.00	16.76	133.05%	0.056	0.075	-
	Back side	15	38	5190	18.00	16.25	149.62%	0.112	0.168	-
	Back side	15	46	5230	18.00	16.76	133.05%	0.124	0.165	242
WLAN 802.11n(20M) 5.3G	Front side	15	60	5300	20.00	19.71	106.91%	0.069	0.074	-
	Back side	15	52	5260	20.00	19.52	111.69%	0.254	0.284	-
	Back side	15	60	5300	20.00	19.71	106.91%	0.338	0.361	243
	Back side	15	64	5320	20.00	18.35	146.22%	0.276	0.404	-
WLAN 802.11a 5.6G	Front side	15	100	5500	20.00	19.76	105.68%	0.046	0.049	-
	Back side	15	100	5500	20.00	19.76	105.68%	0.224	0.237	244
	Back side	15	120	5600	20.00	19.57	110.41%	0.145	0.160	-
	Back side	15	140	5700	20.00	19.58	110.15%	0.178	0.196	-
WLAN 802.11ac(80M) 5.8G	Front side	15	155	5775	20.00	19.63	108.89%	0.076	0.083	-
	Back side	15	155	5775	20.00	19.63	108.89%	0.414	0.451	245

Unless otherwise stated the results shown in this test report refer only to the sample(s) tested and such sample(s) are retained for 90 days only.
除非另有說明，此報告結果僅對測試之樣品負責，同時此樣品僅保留90天。本報告未經本公司書面許可，不可部份複製。
This document is issued by the Company subject to its General Conditions of Service printed overleaf, available on request or accessible at http://www.sgs.com.tw/Terms-and-Conditions and for electronic format documents, subject to Terms and Conditions for Electronic Documents at http://www.sgs.com.tw/Terms-and-Conditions. Attention is drawn to the limitation of liability, indemnification and jurisdiction issues defined therein. Any holder of this document is advised that information contained hereon reflects the Company's findings at the time of its intervention only and within the limits of Client's instructions, if any. The Company's sole responsibility is to its Client and this document does not exonerate parties to a transaction from exercising all their rights and obligations under the transaction documents. This document cannot be reproduced except in full, without prior written approval of the Company. Any unauthorized alteration, forgery or falsification of the content or appearance of this document is unlawful and offenders may be prosecuted to the fullest extent of the law.

SISO_with WWAN

Head_Calling mode

WLAN Ant 4 (Chain 0)

Mode	Position	Distance (mm)	CH	Freq. (MHz)	Max. Rated Avg. Power + Max. Tolerance (dBm)	Measured Avg. Power (dBm)	Scaling	Averaged SAR over 1g (W/kg)		Plot page
								Measured	Reported	
Bluetooth (GFSK)	RE Cheek	-	18	2442	10.50	10.44	101.39%	0.192	0.195	-
	Re Tilt	-	18	2442	10.50	10.44	101.39%	0.072	0.073	-
	LE Cheek	-	37	2402	10.50	10.12	109.14%	0.205	0.224	-
	LE Cheek	-	18	2442	10.50	10.44	101.39%	0.262	0.266	24
	LE Cheek	-	39	2480	10.50	10.42	101.86%	0.173	0.176	-
	LE Tilt	-	18	2442	10.50	10.44	101.39%	0.090	0.091	-
WLAN 802.11n(40M) 5.2G	RE Cheek	-	46	5230	15.00	14.98	100.46%	0.478	0.480	-
	Re Tilt	-	46	5230	15.00	14.98	100.46%	0.152	0.153	-
	LE Cheek	-	38	5190	15.00	14.73	106.41%	0.732	0.779	-
	LE Cheek	-	46	5230	15.00	14.98	100.46%	0.778	0.782	247
	LE Tilt	-	46	5230	15.00	14.98	100.46%	0.311	0.312	-
WLAN 802.11a 5.3G	RE Cheek	-	52	5260	15.50	15.49	100.23%	0.312	0.313	-
	Re Tilt	-	52	5260	15.50	15.49	100.23%	0.092	0.092	-
	LE Cheek	-	52	5260	15.50	15.49	100.23%	0.781	0.783	248
	LE Cheek	-	60	5300	15.50	15.39	102.57%	0.756	0.775	-
	LE Cheek	-	64	5320	15.50	15.37	103.04%	0.731	0.753	-
	LE Tilt	-	52	5260	15.50	15.49	100.23%	0.216	0.216	-
WLAN 802.11ac(80M) 5.6G	RE Cheek	-	138	5690	12.50	12.49	100.23%	0.533	0.534	-
	Re Tilt	-	138	5690	12.50	12.49	100.23%	0.235	0.236	-
	LE Cheek	-	106	5530	12.50	12.31	104.47%	0.658	0.687	-
	LE Cheek	-	122	5610	12.50	12.38	102.80%	0.768	0.790	-
	LE Cheek	-	138	5690	12.50	12.49	100.23%	0.831	0.833	249
	LE Cheek*	-	138	5690	12.50	12.49	100.23%	0.789	0.791	-
	LE Tilt	-	138	5690	12.50	12.49	100.23%	0.323	0.324	-
WLAN 802.11ac(80M) 5.8G	RE Cheek	-	155	5775	14.00	13.98	100.46%	0.265	0.266	250
	Re Tilt	-	155	5775	14.00	13.98	100.46%	0.084	0.084	-
	LE Cheek	-	155	5775	14.00	13.98	100.46%	0.732	0.735	-
	LE Tilt	-	155	5775	14.00	13.98	100.46%	0.272	0.273	-

* - repeated at the highest SAR measurement according to the KDB 865664 D01

Unless otherwise stated the results shown in this test report refer only to the sample(s) tested and such sample(s) are retained for 90 days only.
除非另有說明，此報告結果僅對測試之樣品負責，同時此樣品僅保留90天。本報告未經本公司書面許可，不可部份複製。
This document is issued by the Company subject to its General Conditions of Service printed overleaf, available on request or accessible at http://www.sgs.com.tw/Terms-and-Conditions and for electronic format documents, subject to Terms and Conditions for Electronic Documents at http://www.sgs.com.tw/Terms-and-Conditions. Attention is drawn to the limitation of liability, indemnification and jurisdiction issues defined therein. Any holder of this document is advised that information contained hereon reflects the Company's findings at the time of its intervention only and within the limits of Client's instructions, if any. The Company's sole responsibility is to its Client and this document does not exonerate parties to a transaction from exercising all their rights and obligations under the transaction documents. This document cannot be reproduced except in full, without prior written approval of the Company. Any unauthorized alteration, forgery or falsification of the content or appearance of this document is unlawful and offenders may be prosecuted to the fullest extent of the law.

WLAN Ant 6 (Chain 1)

Mode	Position	Distance (mm)	CH	Freq. (MHz)	Max. Rated Avg. Power + Max. Tolerance (dBm)	Measured Avg. Power (dBm)	Scaling	Averaged SAR over 1g (W/kg)		Plot page
								Measured	Reported	
Bluetooth (GFSK)	RE Cheek	-	37	2402	10.50	10.12	109.14%	0.031	0.034	-
	RE Cheek	-	18	2442	10.50	10.44	101.39%	0.049	0.050	251
	RE Cheek	-	39	2480	10.50	10.42	101.86%	0.045	0.046	-
	Re Tilt	-	18	2442	10.50	10.44	101.39%	0.023	0.023	-
	LE Cheek	-	18	2442	10.50	10.44	101.39%	0.029	0.030	-
	LE Tilt	-	18	2442	10.50	10.44	101.39%	0.015	0.015	-
WLAN 802.11n(20M) 5.3G	RE Cheek	-	52	5260	18.50	18.45	101.16%	0.067	0.068	252
	RE Cheek	-	60	5300	18.50	18.49	100.23%	0.056	0.056	-
	RE Cheek	-	64	5320	18.50	18.35	103.51%	0.048	0.049	-
	Re Tilt	-	60	5300	18.50	18.49	100.23%	0.023	0.023	-
	LE Cheek	-	60	5300	18.50	18.49	100.23%	0.027	0.027	-
	LE Tilt	-	60	5300	18.50	18.49	100.23%	0.015	0.015	-
WLAN 802.11ac(80M) 5.8G	RE Cheek	-	155	5775	19.00	18.98	100.46%	0.305	0.306	253
	Re Tilt	-	155	5775	19.00	18.98	100.46%	0.121	0.122	-
	LE Cheek	-	155	5775	19.00	18.98	100.46%	0.156	0.157	-
	LE Tilt	-	155	5775	19.00	18.98	100.46%	0.082	0.082	-

Unless otherwise stated the results shown in this test report refer only to the sample(s) tested and such sample(s) are retained for 90 days only.
除非另有說明，此報告結果僅對測試之樣品負責，同時此樣品僅保留90天。本報告未經本公司書面許可，不可部份複製。
This document is issued by the Company subject to its General Conditions of Service printed overleaf, available on request or accessible at http://www.sgs.com.tw/Terms-and-Conditions and for electronic format documents, subject to Terms and Conditions for Electronic Documents at http://www.sgs.com.tw/Terms-and-Conditions. Attention is drawn to the limitation of liability, indemnification and jurisdiction issues defined therein. Any holder of this document is advised that information contained hereon reflects the Company's findings at the time of its intervention only and within the limits of Client's instructions, if any. The Company's sole responsibility is to its Client and this document does not exonerate parties to a transaction from exercising all their rights and obligations under the transaction documents. This document cannot be reproduced except in full, without prior written approval of the Company. Any unauthorized alteration, forgery or falsification of the content or appearance of this document is unlawful and offenders may be prosecuted to the fullest extent of the law.

Body-worn_Calling mode

WLAN Ant 4 (Chain 0)

Mode	Position	Distance (mm)	CH	Freq. (MHz)	Max. Rated Avg. Power + Max. Tolerance (dBm)	Measured Avg. Power (dBm)	Scaling	Averaged SAR over 1g (W/kg)		Plot page
								Measured	Reported	
Bluetooth (GFSK)	Front side	15	18	2442	10.50	10.44	101.39%	0.002	0.002	-
	Back side	15	37	2402	10.50	10.12	109.14%	0.007	0.008	-
	Back side	15	18	2442	10.50	10.44	101.39%	0.014	0.014	254
	Back side	15	39	2480	10.50	10.42	101.86%	0.010	0.011	-
WLAN 802.11n(40M) 5.2G	Front side	15	46	5230	15.00	14.98	100.46%	0.081	0.082	-
	Back side	15	38	5190	15.00	14.73	106.41%	0.096	0.102	-
	Back side	15	46	5230	15.00	14.98	100.46%	0.125	0.126	255
WLAN 802.11a 5.3G	Front side	15	52	5260	15.50	15.49	100.23%	0.047	0.047	-
	Back side	15	52	5260	15.50	15.49	100.23%	0.115	0.115	256
	Back side	15	60	5300	15.50	15.39	102.57%	0.105	0.108	-
	Back side	15	64	5320	15.50	15.37	103.04%	0.085	0.088	-
WLAN 802.11ac(80M) 5.6G	Front side	15	138	5690	12.50	12.49	100.23%	0.058	0.058	-
	Back side	15	106	5530	12.50	12.31	104.47%	0.089	0.093	-
	Back side	15	122	5610	12.50	12.38	102.80%	0.102	0.105	-
	Back side	15	138	5690	12.50	12.49	100.23%	0.112	0.112	257
WLAN 802.11ac(80M) 5.8G	Front side	15	155	5775	14.00	13.98	100.46%	0.042	0.042	-
	Back side	15	155	5775	14.00	13.98	100.46%	0.105	0.105	258

Unless otherwise stated the results shown in this test report refer only to the sample(s) tested and such sample(s) are retained for 90 days only.
除非另有說明，此報告結果僅對測試之樣品負責，同時此樣品僅保留90天。本報告未經本公司書面許可，不可部份複製。
This document is issued by the Company subject to its General Conditions of Service printed overleaf, available on request or accessible at http://www.sgs.com.tw/Terms-and-Conditions and for electronic format documents, subject to Terms and Conditions for Electronic Documents at http://www.sgs.com.tw/Terms-and-Conditions. Attention is drawn to the limitation of liability, indemnification and jurisdiction issues defined therein. Any holder of this document is advised that information contained hereon reflects the Company's findings at the time of its intervention only and within the limits of Client's instructions, if any. The Company's sole responsibility is to its Client and this document does not exonerate parties to a transaction from exercising all their rights and obligations under the transaction documents. This document cannot be reproduced except in full, without prior written approval of the Company. Any unauthorized alteration, forgery or falsification of the content or appearance of this document is unlawful and offenders may be prosecuted to the fullest extent of the law.

WLAN Ant 6 (Chain 1)

Mode	Position	Distance (mm)	CH	Freq. (MHz)	Max. Rated Avg. Power + Max. Tolerance (dBm)	Measured Avg. Power (dBm)	Scaling	Averaged SAR over 1g (W/kg)		Plot page
								Measured	Reported	
Bluetooth (GFSK)	Front side	15	18	2442	10.50	10.44	101.39%	0.001	0.001	-
	Back side	15	37	2402	10.50	10.12	109.14%	0.001	0.001	-
	Back side	15	18	2442	10.50	10.44	101.39%	0.003	0.003	259
	Back side	15	39	2480	10.50	10.42	101.86%	0.002	0.002	-
WLAN 802.11n(20M) 5.3G	Front side	15	60	5300	18.50	18.49	100.23%	0.162	0.162	-
	Back side	15	52	5260	18.50	18.45	101.16%	0.356	0.360	-
	Back side	15	60	5300	18.50	18.49	100.23%	0.367	0.368	260
	Back side	15	64	5320	18.50	18.35	103.51%	0.311	0.322	-
WLAN 802.11ac(80M) 5.8G	Front side	15	155	5775	19.00	18.98	100.46%	0.028	0.028	-
	Back side	15	155	5775	19.00	18.98	100.46%	0.242	0.243	261

Unless otherwise stated the results shown in this test report refer only to the sample(s) tested and such sample(s) are retained for 90 days only.
除非另有說明，此報告結果僅對測試之樣品負責，同時此樣品僅保留90天。本報告未經本公司書面許可，不可部份複製。
This document is issued by the Company subject to its General Conditions of Service printed overleaf, available on request or accessible at http://www.sgs.com.tw/Terms-and-Conditions and for electronic format documents, subject to Terms and Conditions for Electronic Documents at http://www.sgs.com.tw/Terms-and-Conditions. Attention is drawn to the limitation of liability, indemnification and jurisdiction issues defined therein. Any holder of this document is advised that information contained hereon reflects the Company's findings at the time of its intervention only and within the limits of Client's instructions, if any. The Company's sole responsibility is to its Client and this document does not exonerate parties to a transaction from exercising all their rights and obligations under the transaction documents. This document cannot be reproduced except in full, without prior written approval of the Company. Any unauthorized alteration, forgery or falsification of the content or appearance of this document is unlawful and offenders may be prosecuted to the fullest extent of the law.

Hotspot_Calling mode

WLAN Ant 4 (Chain 0)

Mode	Position	Distance (mm)	CH	Freq. (MHz)	Max. Rated Avg. Power + Max. Tolerance (dBm)	Measured Avg. Power (dBm)	Scaling	Averaged SAR over 1g (W/kg)		Plot page
								Measured	Reported	
Bluetooth (GFSK)	Front side	10	18	2442	10.50	10.44	101.39%	0.006	0.006	-
	Back side	10	37	2402	10.50	10.12	109.14%	0.031	0.034	-
	Back side	10	18	2442	10.50	10.44	101.39%	0.038	0.039	262
	Back side	10	39	2480	10.50	10.42	101.86%	0.023	0.024	-
	Top side	10	18	2442	10.50	10.44	101.39%	0.010	0.010	-
	Bottom side	10	18	2442	10.50	10.44	101.39%	0.001	0.001	-
	Right side	10	18	2442	10.50	10.44	101.39%	0.002	0.002	-
	Left side	10	18	2442	10.50	10.44	101.39%	0.017	0.017	-
WLAN 802.11n(40M) 5.2G	Front side	10	46	5230	15.00	14.98	100.46%	0.112	0.113	-
	Back side	10	38	5190	15.00	14.73	106.41%	0.165	0.176	-
	Back side	10	46	5230	15.00	14.98	100.46%	0.171	0.172	263
	Top side	10	46	5230	15.00	14.98	100.46%	0.066	0.066	-
	Bottom side	10	46	5230	15.00	14.98	100.46%	0.001	0.001	-
	Right side	10	46	5230	15.00	14.98	100.46%	0.061	0.061	-
	Left side	10	46	5230	15.00	14.98	100.46%	0.021	0.021	-
WLAN 802.11a 5.3G	Front side	10	52	5260	15.50	15.49	100.23%	0.121	0.121	-
	Back side	10	52	5260	15.50	15.49	100.23%	0.175	0.175	264
	Back side	10	60	5300	15.50	15.39	102.57%	0.165	0.169	-
	Back side	10	64	5320	15.50	15.37	103.04%	0.159	0.164	-
	Top side	10	52	5260	15.50	15.49	100.23%	0.081	0.081	-
	Bottom side	10	52	5260	15.50	15.49	100.23%	0.002	0.002	-
	Right side	10	52	5260	15.50	15.49	100.23%	0.072	0.072	-
	Left side	10	52	5260	15.50	15.49	100.23%	0.022	0.022	-
WLAN 802.11ac(80M) 5.6G	Front side	10	138	5690	12.50	12.49	100.23%	0.088	0.088	-
	Back side	10	106	5530	12.50	12.31	104.47%	0.127	0.133	-
	Back side	10	122	5610	12.50	12.38	102.80%	0.132	0.136	-
	Back side	10	138	5690	12.50	12.49	100.23%	0.139	0.139	265
	Top side	10	138	5690	12.50	12.49	100.23%	0.050	0.050	-
	Bottom side	10	138	5690	12.50	12.49	100.23%	0.001	0.001	-
	Right side	10	138	5690	12.50	12.49	100.23%	0.051	0.051	-
	Left side	10	138	5690	12.50	12.49	100.23%	0.008	0.008	-
WLAN 802.11ac(80M) 5.8G	Front side	10	155	5775	14.00	13.98	100.46%	0.061	0.061	-
	Back side	10	155	5775	14.00	13.98	100.46%	0.125	0.126	266
	Top side	10	155	5775	14.00	13.98	100.46%	0.035	0.035	-
	Bottom side	10	155	5775	14.00	13.98	100.46%	0.001	0.001	-
	Right side	10	155	5775	14.00	13.98	100.46%	0.037	0.037	-
	Left side	10	155	5775	14.00	13.98	100.46%	0.013	0.013	-

Unless otherwise stated the results shown in this test report refer only to the sample(s) tested and such sample(s) are retained for 90 days only.
除非另有說明，此報告結果僅對測試之樣品負責，同時此樣品僅保留90天。本報告未經本公司書面許可，不可部份複製。
This document is issued by the Company subject to its General Conditions of Service printed overleaf, available on request or accessible at http://www.sgs.com.tw/Terms-and-Conditions and for electronic format documents, subject to Terms and Conditions for Electronic Documents at http://www.sgs.com.tw/Terms-and-Conditions. Attention is drawn to the limitation of liability, indemnification and jurisdiction issues defined therein. Any holder of this document is advised that information contained hereon reflects the Company's findings at the time of its intervention only and within the limits of Client's instructions, if any. The Company's sole responsibility is to its Client and this document does not exonerate parties to a transaction from exercising all their rights and obligations under the transaction documents. This document cannot be reproduced except in full, without prior written approval of the Company. Any unauthorized alteration, forgery or falsification of the content or appearance of this document is unlawful and offenders may be prosecuted to the fullest extent of the law.

WLAN Ant 6 (Chain 1)

Mode	Position	Distance (mm)	CH	Freq. (MHz)	Max. Rated Avg. Power + Max. Tolerance (dBm)	Measured Avg. Power (dBm)	Scaling	Averaged SAR over 1g (W/kg)		Plot page
								Measured	Reported	
Bluetooth (GFSK)	Front side	10	18	2442	10.50	10.44	101.39%	0.012	0.012	-
	Back side	10	37	2402	10.50	10.12	109.14%	0.008	0.009	-
	Back side	10	18	2442	10.50	10.44	101.39%	0.016	0.016	267
	Back side	10	39	2480	10.50	10.42	101.86%	0.012	0.013	-
	Top side	10	18	2442	10.50	10.44	101.39%	0.008	0.009	-
	Bottom side	10	18	2442	10.50	10.44	101.39%	0.001	0.001	-
	Right side	10	18	2442	10.50	10.44	101.39%	0.001	0.001	-
	Left side	10	18	2442	10.50	10.44	101.39%	0.008	0.008	-
WLAN 802.11n(20M) 5.3G	Front side	10	60	5300	18.50	18.49	100.23%	0.401	0.402	-
	Back side	10	52	5260	18.50	18.45	101.16%	0.798	0.807	-
	Back side	10	60	5300	18.50	18.49	100.23%	0.817	0.819	268
	Back side	10	64	5320	18.50	18.35	103.51%	0.745	0.771	-
	Back side*	10	60	5300	18.50	18.49	100.23%	0.781	0.783	-
	Top side	10	60	5300	18.50	18.49	100.23%	0.345	0.346	-
	Bottom side	10	60	5300	18.50	18.49	100.23%	0.092	0.092	-
	Right side	10	60	5300	18.50	18.49	100.23%	0.075	0.076	-
	Left side	10	60	5300	18.50	18.49	100.23%	0.196	0.196	-
WLAN 802.11ac(80M) 5.8G	Front side	10	155	5775	19.00	18.98	100.46%	0.366	0.368	-
	Back side	10	155	5775	19.00	18.98	100.46%	0.742	0.745	269
	Top side	10	155	5775	19.00	18.98	100.46%	0.342	0.344	-
	Bottom side	10	155	5775	19.00	18.98	100.46%	0.027	0.027	-
	Right side	10	155	5775	19.00	18.98	100.46%	0.034	0.034	-
	Left side	10	155	5775	19.00	18.98	100.46%	0.182	0.183	-

* - repeated at the highest SAR measurement according to the KDB 865664 D01

Unless otherwise stated the results shown in this test report refer only to the sample(s) tested and such sample(s) are retained for 90 days only.
除非另有說明，此報告結果僅對測試之樣品負責，同時此樣品僅保留90天。本報告未經本公司書面許可，不可部份複製。
This document is issued by the Company subject to its General Conditions of Service printed overleaf, available on request or accessible at http://www.sgs.com.tw/Terms-and-Conditions and for electronic format documents, subject to Terms and Conditions for Electronic Documents at http://www.sgs.com.tw/Terms-and-Conditions. Attention is drawn to the limitation of liability, indemnification and jurisdiction issues defined therein. Any holder of this document is advised that information contained hereon reflects the Company's findings at the time of its intervention only and within the limits of Client's instructions, if any. The Company's sole responsibility is to its Client and this document does not exonerate parties to a transaction from exercising all their rights and obligations under the transaction documents. This document cannot be reproduced except in full, without prior written approval of the Company. Any unauthorized alteration, forgery or falsification of the content or appearance of this document is unlawful and offenders may be prosecuted to the fullest extent of the law.

Body-worn_Camera mode

WLAN Ant 6 (Chain 0)

Mode	Position	Distance (mm)	CH	Freq. (MHz)	Max. Rated Avg. Power + Max. Tolerance (dBm)	Measured Avg. Power (dBm)	Scaling	Averaged SAR over 1g (W/kg)		Plot page
								Measured	Reported	
WLAN 802.11n(40M) 5.2G	Front side	15	46	5230	15.50	15.49	100.23%	0.043	0.044	-
	Back side	15	38	5190	15.50	15.33	103.99%	0.251	0.261	-
	Back side	15	46	5230	15.50	15.49	100.23%	0.283	0.284	270
WLAN 802.11a 5.3G	Front side	15	52	5260	17.50	17.49	100.23%	0.055	0.056	-
	Back side	15	52	5260	17.50	17.49	100.23%	0.551	0.552	271
	Back side	15	60	5300	17.50	17.35	103.51%	0.523	0.541	-
	Back side	15	64	5320	17.50	17.31	104.47%	0.489	0.511	-
WLAN 802.11ac(80M) 5.6G	Front side	15	138	5690	18.00	17.87	103.04%	0.023	0.024	-
	Back side	15	106	5530	17.00	15.45	142.89%	0.144	0.206	-
	Back side	15	122	5610	18.00	17.86	103.28%	0.216	0.223	-
	Back side	15	138	5690	18.00	17.87	103.04%	0.243	0.250	272
WLAN 802.11ac(80M) 5.8G	Front side	15	155	5775	18.00	17.78	105.20%	0.033	0.035	-
	Back side	15	155	5775	18.00	17.78	105.20%	0.261	0.275	273

Unless otherwise stated the results shown in this test report refer only to the sample(s) tested and such sample(s) are retained for 90 days only.
除非另有說明，此報告結果僅對測試之樣品負責，同時此樣品僅保留90天。本報告未經本公司書面許可，不可部份複製。
This document is issued by the Company subject to its General Conditions of Service printed overleaf, available on request or accessible at http://www.sgs.com.tw/Terms-and-Conditions and for electronic format documents, subject to Terms and Conditions for Electronic Documents at http://www.sgs.com.tw/Terms-and-Conditions. Attention is drawn to the limitation of liability, indemnification and jurisdiction issues defined therein. Any holder of this document is advised that information contained hereon reflects the Company's findings at the time of its intervention only and within the limits of Client's instructions, if any. The Company's sole responsibility is to its Client and this document does not exonerate parties to a transaction from exercising all their rights and obligations under the transaction documents. This document cannot be reproduced except in full, without prior written approval of the Company. Any unauthorized alteration, forgery or falsification of the content or appearance of this document is unlawful and offenders may be prosecuted to the fullest extent of the law.

WLAN Ant 5 (Chain 1)

Mode	Position	Distance (mm)	CH	Freq. (MHz)	Max. Rated Avg. Power + Max. Tolerance (dBm)	Measured Avg. Power (dBm)	Scaling	Averaged SAR over 1g (W/kg)		Plot page
								Measured	Reported	
WLAN 802.11n(40M) 5.2G	Front side	15	46	5230	16.00	15.99	100.23%	0.010	0.010	-
	Back side	15	38	5190	16.00	15.95	101.16%	0.103	0.104	-
	Back side	15	46	5230	16.00	15.99	100.23%	0.117	0.117	274
WLAN 802.11n(20M) 5.3G	Front side	15	60	5300	18.00	17.91	102.09%	0.021	0.022	-
	Back side	15	52	5260	18.00	17.72	106.66%	0.154	0.164	-
	Back side	15	60	5300	18.00	17.91	102.09%	0.182	0.186	275
	Back side	15	64	5320	18.00	17.65	108.39%	0.171	0.185	-
WLAN 802.11a 5.6G	Front side	15	100	5500	18.00	17.96	100.93%	0.080	0.081	-
	Back side	15	100	5500	18.00	17.96	100.93%	0.391	0.395	276
	Back side	15	120	5600	18.00	17.87	103.04%	0.342	0.352	-
	Back side	15	140	5700	18.00	17.88	102.80%	0.361	0.371	-
WLAN 802.11ac(80M) 5.8G	Front side	15	155	5775	17.50	17.48	100.46%	0.016	0.016	-
	Back side	15	155	5775	17.50	17.48	100.46%	0.321	0.322	277

Unless otherwise stated the results shown in this test report refer only to the sample(s) tested and such sample(s) are retained for 90 days only.
除非另有說明，此報告結果僅對測試之樣品負責，同時此樣品僅保留90天。本報告未經本公司書面許可，不可部份複製。
This document is issued by the Company subject to its General Conditions of Service printed overleaf, available on request or accessible at http://www.sgs.com.tw/Terms-and-Conditions and for electronic format documents, subject to Terms and Conditions for Electronic Documents at http://www.sgs.com.tw/Terms-and-Conditions. Attention is drawn to the limitation of liability, indemnification and jurisdiction issues defined therein. Any holder of this document is advised that information contained hereon reflects the Company's findings at the time of its intervention only and within the limits of Client's instructions, if any. The Company's sole responsibility is to its Client and this document does not exonerate parties to a transaction from exercising all their rights and obligations under the transaction documents. This document cannot be reproduced except in full, without prior written approval of the Company. Any unauthorized alteration, forgery or falsification of the content or appearance of this document is unlawful and offenders may be prosecuted to the fullest extent of the law.

Hotspot_Camera mode

WLAN Ant 6 (Chain 0)

Mode	Position	Distance (mm)	CH	Freq. (MHz)	Max. Rated Avg. Power + Max. Tolerance (dBm)	Measured Avg. Power (dBm)	Scaling	Averaged SAR over 1g (W/kg)		Plot page
								Measured	Reported	
WLAN 802.11n(40M) 5.2G	Front side	10	46	5230	15.50	15.49	100.23%	0.095	0.095	-
	Back side	10	38	5190	15.50	15.33	103.99%	0.687	0.714	-
	Back side	10	46	5230	15.50	15.49	100.23%	0.711	0.713	278
	Top side	10	46	5230	15.50	15.49	100.23%	0.132	0.132	-
	Bottom side	10	46	5230	15.50	15.49	100.23%	0.001	0.001	-
	Right side	10	46	5230	15.50	15.49	100.23%	0.013	0.013	-
	Left side	10	46	5230	15.50	15.49	100.23%	0.092	0.092	-
WLAN 802.11a 5.3G	Front side	10	52	5260	17.50	17.49	100.23%	0.122	0.122	-
	Back side	10	52	5260	17.50	17.49	100.23%	0.731	0.733	279
	Back side	10	60	5300	17.50	17.35	103.51%	0.702	0.727	-
	Back side	10	64	5320	17.50	17.31	104.47%	0.671	0.701	-
	Top side	10	52	5260	17.50	17.49	100.23%	0.147	0.147	-
	Bottom side	10	52	5260	17.50	17.49	100.23%	0.001	0.001	-
	Right side	10	52	5260	17.50	17.49	100.23%	0.031	0.031	-
	Left side	10	52	5260	17.50	17.49	100.23%	0.112	0.112	-
WLAN 802.11ac(80M) 5.6G	Front side	10	138	5690	18.00	17.87	103.04%	0.082	0.084	-
	Back side	10	106	5530	17.00	15.45	142.89%	0.318	0.454	-
	Back side	10	122	5610	18.00	17.86	103.28%	0.502	0.518	-
	Back side	10	138	5690	18.00	17.87	103.04%	0.578	0.596	280
	Top side	10	138	5690	18.00	17.87	103.04%	0.116	0.119	-
	Bottom side	10	138	5690	18.00	17.87	103.04%	0.001	0.001	-
	Right side	10	138	5690	18.00	17.87	103.04%	0.024	0.025	-
	Left side	10	138	5690	18.00	17.87	103.04%	0.082	0.084	-
WLAN 802.11ac(80M) 5.8G	Front side	10	155	5775	18.00	17.78	105.20%	0.102	0.107	-
	Back side	10	155	5775	18.00	17.78	105.20%	0.627	0.660	281
	Top side	10	155	5775	18.00	17.78	105.20%	0.102	0.107	-
	Bottom side	10	155	5775	18.00	17.78	105.20%	0.001	0.001	-
	Right side	10	155	5775	18.00	17.78	105.20%	0.020	0.021	-
	Left side	10	155	5775	18.00	17.78	105.20%	0.072	0.076	-

Unless otherwise stated the results shown in this test report refer only to the sample(s) tested and such sample(s) are retained for 90 days only.
除非另有說明，此報告結果僅對測試之樣品負責，同時此樣品僅保留90天。本報告未經本公司書面許可，不可部份複製。
This document is issued by the Company subject to its General Conditions of Service printed overleaf, available on request or accessible at http://www.sgs.com.tw/Terms-and-Conditions and for electronic format documents, subject to Terms and Conditions for Electronic Documents at http://www.sgs.com.tw/Terms-and-Conditions. Attention is drawn to the limitation of liability, indemnification and jurisdiction issues defined therein. Any holder of this document is advised that information contained hereon reflects the Company's findings at the time of its intervention only and within the limits of Client's instructions, if any. The Company's sole responsibility is to its Client and this document does not exonerate parties to a transaction from exercising all their rights and obligations under the transaction documents. This document cannot be reproduced except in full, without prior written approval of the Company. Any unauthorized alteration, forgery or falsification of the content or appearance of this document is unlawful and offenders may be prosecuted to the fullest extent of the law.

WLAN Ant 5 (Chain 1)

Mode	Position	Distance (mm)	CH	Freq. (MHz)	Max. Rated Avg. Power + Max. Tolerance (dBm)	Measured Avg. Power (dBm)	Scaling	Averaged SAR over 1g (W/kg)		Plot page
								Measured	Reported	
WLAN 802.11n(40M) 5.2G	Front side	10	46	5230	16.00	15.99	100.23%	0.038	0.038	-
	Back side	10	38	5190	16.00	15.95	101.16%	0.171	0.173	-
	Back side	10	46	5230	16.00	15.99	100.23%	0.193	0.193	282
	Top side	10	46	5230	16.00	15.99	100.23%	0.003	0.003	-
	Bottom side	10	46	5230	16.00	15.99	100.23%	0.006	0.006	-
	Right side	10	46	5230	16.00	15.99	100.23%	0.003	0.003	-
	Left side	10	46	5230	16.00	15.99	100.23%	0.003	0.003	-
WLAN 802.11n(20M) 5.3G	Front side	10	52	5260	18.00	17.72	106.66%	0.052	0.056	-
	Back side	10	52	5260	18.00	17.72	106.66%	0.249	0.266	283
	Back side	10	60	5300	18.00	17.91	102.09%	0.222	0.227	-
	Back side	10	64	5320	18.00	17.65	108.39%	0.234	0.254	-
	Top side	10	52	5260	18.00	17.72	106.66%	0.002	0.002	-
	Bottom side	10	52	5260	18.00	17.72	106.66%	0.072	0.076	-
	Right side	10	52	5260	18.00	17.72	106.66%	0.058	0.062	-
	Left side	10	52	5260	18.00	17.72	106.66%	0.003	0.003	-
WLAN 802.11a 5.6G	Front side	10	100	5500	18.00	17.96	100.93%	0.043	0.044	-
	Back side	10	100	5500	18.00	17.96	100.93%	0.740	0.747	284
	Back side	10	120	5600	18.00	17.87	103.04%	0.711	0.732	-
	Back side	10	140	5700	18.00	17.88	102.80%	0.680	0.699	-
	Top side	10	100	5500	18.00	17.96	100.93%	0.003	0.003	-
	Bottom side	10	100	5500	18.00	17.96	100.93%	0.102	0.103	-
	Right side	10	100	5500	18.00	17.96	100.93%	0.086	0.087	-
	Left side	10	100	5500	18.00	17.96	100.93%	0.006	0.006	-
WLAN 802.11ac(80M) 5.8G	Front side	10	155	5775	17.50	17.48	100.46%	0.083	0.083	-
	Back side	10	155	5775	17.50	17.48	100.46%	0.765	0.769	285
	Top side	10	155	5775	17.50	17.48	100.46%	0.001	0.001	-
	Bottom side	10	155	5775	17.50	17.48	100.46%	0.153	0.154	-
	Right side	10	155	5775	17.50	17.48	100.46%	0.067	0.067	-
	Left side	10	155	5775	17.50	17.48	100.46%	0.020	0.020	-

Unless otherwise stated the results shown in this test report refer only to the sample(s) tested and such sample(s) are retained for 90 days only.
除非另有說明，此報告結果僅對測試之樣品負責，同時此樣品僅保留90天。本報告未經本公司書面許可，不可部份複製。
This document is issued by the Company subject to its General Conditions of Service printed overleaf, available on request or accessible at http://www.sgs.com.tw/Terms-and-Conditions and for electronic format documents, subject to Terms and Conditions for Electronic Documents at http://www.sgs.com.tw/Terms-and-Conditions. Attention is drawn to the limitation of liability, indemnification and jurisdiction issues defined therein. Any holder of this document is advised that information contained hereon reflects the Company's findings at the time of its intervention only and within the limits of Client's instructions, if any. The Company's sole responsibility is to its Client and this document does not exonerate parties to a transaction from exercising all their rights and obligations under the transaction documents. This document cannot be reproduced except in full, without prior written approval of the Company. Any unauthorized alteration, forgery or falsification of the content or appearance of this document is unlawful and offenders may be prosecuted to the fullest extent of the law.

Hotspot_Gaming mode

WLAN Ant 7 (Chain 1)

Mode	Position	Distance (mm)	CH	Freq. (MHz)	Max. Rated Avg. Power + Max. Tolerance (dBm)	Measured Avg. Power (dBm)	Scaling	Averaged SAR over 1g (W/kg)		Plot page
								Measured	Reported	
WLAN 802.11n(40M) 5.2G	Front side	10	46	5230	18.00	16.76	133.05%	0.038	0.051	-
	Back side	10	38	5190	18.00	16.25	149.62%	0.189	0.283	-
	Back side	10	46	5230	18.00	16.76	133.05%	0.219	0.291	286
	Top side	10	46	5230	18.00	16.76	133.05%	0.003	0.004	-
	Bottom side	10	46	5230	18.00	16.76	133.05%	0.007	0.009	-
	Right side	10	46	5230	18.00	16.76	133.05%	0.034	0.046	-
	Left side	10	46	5230	18.00	16.76	133.05%	0.001	0.002	-
WLAN 802.11n(20M) 5.3G	Front side	10	60	5300	20.00	19.71	106.91%	0.092	0.099	-
	Back side	10	52	5260	20.00	19.52	111.69%	0.412	0.460	-
	Back side	10	60	5300	20.00	19.71	106.91%	0.488	0.522	287
	Back side	10	64	5320	20.00	18.35	146.22%	0.334	0.488	-
	Top side	10	60	5300	20.00	19.71	106.91%	0.006	0.006	-
	Bottom side	10	60	5300	20.00	19.71	106.91%	0.015	0.016	-
	Right side	10	60	5300	20.00	19.71	106.91%	0.067	0.072	-
	Left side	10	60	5300	20.00	19.71	106.91%	0.002	0.002	-
WLAN 802.11a 5.6G	Front side	10	100	5500	20.00	19.76	105.68%	0.067	0.071	-
	Back side	10	100	5500	20.00	19.76	105.68%	0.316	0.334	288
	Back side	10	120	5600	20.00	19.57	110.41%	0.272	0.300	-
	Back side	10	140	5700	20.00	19.58	110.15%	0.215	0.237	-
	Top side	10	100	5500	20.00	19.76	105.68%	0.012	0.013	-
	Bottom side	10	100	5500	20.00	19.76	105.68%	0.014	0.015	-
	Right side	10	100	5500	20.00	19.76	105.68%	0.054	0.057	-
	Left side	10	100	5500	20.00	19.76	105.68%	0.002	0.002	-
WLAN 802.11ac(80M) 5.8G	Front side	10	155	5775	20.00	19.63	108.89%	0.112	0.122	-
	Back side	10	155	5775	20.00	19.63	108.89%	0.552	0.601	289
	Top side	10	155	5775	20.00	19.63	108.89%	0.026	0.029	-
	Bottom side	10	155	5775	20.00	19.63	108.89%	0.022	0.024	-
	Right side	10	155	5775	20.00	19.63	108.89%	0.082	0.090	-
	Left side	10	155	5775	20.00	19.63	108.89%	0.003	0.003	-

Unless otherwise stated the results shown in this test report refer only to the sample(s) tested and such sample(s) are retained for 90 days only.
除非另有說明，此報告結果僅對測試之樣品負責，同時此樣品僅保留90天。本報告未經本公司書面許可，不可部份複製。
This document is issued by the Company subject to its General Conditions of Service printed overleaf, available on request or accessible at http://www.sgs.com.tw/Terms-and-Conditions and for electronic format documents, subject to Terms and Conditions for Electronic Documents at http://www.sgs.com.tw/Terms-and-Conditions. Attention is drawn to the limitation of liability, indemnification and jurisdiction issues defined therein. Any holder of this document is advised that information contained hereon reflects the Company's findings at the time of its intervention only and within the limits of Client's instructions, if any. The Company's sole responsibility is to its Client and this document does not exonerate parties to a transaction from exercising all their rights and obligations under the transaction documents. This document cannot be reproduced except in full, without prior written approval of the Company. Any unauthorized alteration, forgery or falsification of the content or appearance of this document is unlawful and offenders may be prosecuted to the fullest extent of the law.

MIMO+DBS_with WWAN

Head_Calling mode

WLAN Ant 4 (Chain 0)

Mode	Position	Distance (mm)	CH	Freq. (MHz)	Max. Rated Avg. Power + Max. Tolerance (dBm)	Measured Avg. Power (dBm)	Scaling	Averaged SAR over 1g (W/kg)		Plot page
								Measured	Reported	
WLAN 802.11b	RE Cheek	-	1	2412	16.50	16.45	101.16%	0.222	0.225	-
	Re Tilt	-	1	2412	16.50	16.45	101.16%	0.102	0.103	-
	LE Cheek	-	1	2412	16.50	16.45	101.16%	0.461	0.466	290
	LE Cheek	-	6	2437	16.50	16.38	102.80%	0.412	0.424	-
	LE Cheek	-	11	2462	16.50	16.41	102.09%	0.423	0.432	-
	LE Tilt	-	1	2412	16.50	16.45	101.16%	0.211	0.213	-
Bluetooth (GFSK)	RE Cheek	-	18	2442	10.50	10.44	101.39%	0.192	0.195	-
	Re Tilt	-	18	2442	10.50	10.44	101.39%	0.072	0.073	-
	LE Cheek	-	37	2402	10.50	10.12	109.14%	0.205	0.224	-
	LE Cheek	-	18	2442	10.50	10.44	101.39%	0.232	0.235	291
	LE Cheek	-	39	2480	10.50	10.42	101.86%	0.173	0.176	-
	LE Tilt	-	18	2442	10.50	10.44	101.39%	0.090	0.091	-
WLAN 802.11n(40M) 5.2G	RE Cheek	-	46	5230	13.00	12.98	100.46%	0.218	0.219	-
	Re Tilt	-	46	5230	13.00	12.98	100.46%	0.103	0.103	-
	LE Cheek	-	38	5190	13.00	12.83	103.99%	0.411	0.427	-
	LE Cheek	-	46	5230	13.00	12.98	100.46%	0.445	0.447	292
	LE Tilt	-	46	5230	13.00	12.98	100.46%	0.151	0.152	-
WLAN 802.11a 5.3G	RE Cheek	-	52	5260	13.50	13.39	102.57%	0.202	0.207	-
	Re Tilt	-	52	5260	13.50	13.39	102.57%	0.058	0.060	-
	LE Cheek	-	52	5260	13.50	13.39	102.57%	0.444	0.455	293
	LE Cheek	-	60	5300	13.50	13.47	100.69%	0.424	0.427	-
	LE Cheek	-	64	5320	13.50	13.21	106.91%	0.398	0.425	-
	LE Tilt	-	52	5260	13.50	13.39	102.57%	0.132	0.135	-
WLAN 802.11ac(80M) 5.6G	RE Cheek	-	138	5690	10.50	10.49	100.23%	0.251	0.252	-
	Re Tilt	-	138	5690	10.50	10.49	100.23%	0.132	0.132	-
	LE Cheek	-	106	5530	10.50	10.38	102.80%	0.408	0.419	-
	LE Cheek	-	122	5610	10.50	10.28	105.20%	0.432	0.454	-
	LE Cheek	-	138	5690	10.50	10.49	100.23%	0.465	0.466	294
	LE Tilt	-	138	5690	10.50	10.49	100.23%	0.192	0.192	-
WLAN 802.11ac(80M) 5.8G	RE Cheek	-	155	5775	12.00	11.97	100.69%	0.172	0.173	-
	Re Tilt	-	155	5775	12.00	11.97	100.69%	0.053	0.054	-
	LE Cheek	-	155	5775	12.00	11.97	100.69%	0.428	0.431	295
	LE Tilt	-	155	5775	12.00	11.97	100.69%	0.123	0.124	-

Unless otherwise stated the results shown in this test report refer only to the sample(s) tested and such sample(s) are retained for 90 days only.
除非另有說明，此報告結果僅對測試之樣品負責，同時此樣品僅保留90天。本報告未經本公司書面許可，不可部份複製。
This document is issued by the Company subject to its General Conditions of Service printed overleaf, available on request or accessible at http://www.sgs.com.tw/Terms-and-Conditions and for electronic format documents, subject to Terms and Conditions for Electronic Documents at http://www.sgs.com.tw/Terms-and-Conditions. Attention is drawn to the limitation of liability, indemnification and jurisdiction issues defined therein. Any holder of this document is advised that information contained hereon reflects the Company's findings at the time of its intervention only and within the limits of Client's instructions, if any. The Company's sole responsibility is to its Client and this document does not exonerate parties to a transaction from exercising all their rights and obligations under the transaction documents. This document cannot be reproduced except in full, without prior written approval of the Company. Any unauthorized alteration, forgery or falsification of the content or appearance of this document is unlawful and offenders may be prosecuted to the fullest extent of the law.

WLAN Ant 6 (Chain 1)

Mode	Position	Distance (mm)	CH	Freq. (MHz)	Max. Rated Avg. Power + Max. Tolerance (dBm)	Measured Avg. Power (dBm)	Scaling	Averaged SAR over 1g (W/kg)		Plot page
								Measured	Reported	
WLAN 802.11b	RE Cheek	-	1	2412	16.50	16.13	108.89%	0.151	0.164	-
	RE Cheek	-	6	2437	16.50	16.41	102.09%	0.192	0.196	296
	RE Cheek	-	11	2462	16.50	16.35	103.51%	0.162	0.168	-
	Re Tilt	-	6	2437	16.50	16.41	102.09%	0.059	0.060	-
	LE Cheek	-	6	2437	16.50	16.41	102.09%	0.080	0.082	-
	LE Tilt	-	6	2437	16.50	16.41	102.09%	0.044	0.045	-
Bluetooth (GFSK)	RE Cheek	-	37	2402	10.50	10.12	109.14%	0.031	0.034	-
	RE Cheek	-	18	2442	10.50	10.44	101.39%	0.049	0.050	297
	RE Cheek	-	39	2480	10.50	10.42	101.86%	0.045	0.046	-
	Re Tilt	-	18	2442	10.50	10.44	101.39%	0.023	0.023	-
	LE Cheek	-	18	2442	10.50	10.44	101.39%	0.029	0.030	-
	LE Tilt	-	18	2442	10.50	10.44	101.39%	0.015	0.015	-
WLAN 802.11n(40M) 5.2G	RE Cheek	-	38	5190	14.50	14.22	106.66%	0.013	0.014	-
	RE Cheek	-	46	5230	14.50	14.46	100.93%	0.019	0.019	298
	Re Tilt	-	46	5230	14.50	14.46	100.93%	0.007	0.007	-
	LE Cheek	-	46	5230	14.50	14.46	100.93%	0.010	0.010	-
	LE Tilt	-	46	5230	14.50	14.46	100.93%	0.004	0.004	-
WLAN 802.11n(20M) 5.3G	RE Cheek	-	52	5260	16.00	15.82	104.23%	0.030	0.031	299
	RE Cheek	-	60	5300	16.00	15.96	100.93%	0.026	0.026	-
	RE Cheek	-	64	5320	16.00	15.65	108.39%	0.021	0.023	-
	Re Tilt	-	60	5300	16.00	15.96	100.93%	0.011	0.012	-
	LE Cheek	-	60	5300	16.00	15.96	100.93%	0.012	0.012	-
	LE Tilt	-	60	5300	16.00	15.96	100.93%	0.006	0.006	-
WLAN 802.11a 5.6G	RE Cheek	-	100	5500	16.50	16.46	100.93%	0.067	0.068	300
	RE Cheek	-	120	5600	16.50	16.37	103.04%	0.044	0.045	-
	RE Cheek	-	140	5700	16.50	16.38	102.80%	0.042	0.043	-
	Re Tilt	-	100	5500	16.50	16.46	100.93%	0.026	0.026	-
	LE Cheek	-	100	5500	16.50	16.46	100.93%	0.035	0.035	-
	LE Tilt	-	100	5500	16.50	16.46	100.93%	0.015	0.015	-
WLAN 802.11ac(80M) 5.8G	RE Cheek	-	155	5775	16.50	16.43	101.62%	0.172	0.175	301
	Re Tilt	-	155	5775	16.50	16.43	101.62%	0.071	0.072	-
	LE Cheek	-	155	5775	16.50	16.43	101.62%	0.091	0.093	-
	LE Tilt	-	155	5775	16.50	16.43	101.62%	0.042	0.043	-

Unless otherwise stated the results shown in this test report refer only to the sample(s) tested and such sample(s) are retained for 90 days only.
除非另有說明，此報告結果僅對測試之樣品負責，同時此樣品僅保留90天。本報告未經本公司書面許可，不可部份複製。
This document is issued by the Company subject to its General Conditions of Service printed overleaf, available on request or accessible at http://www.sgs.com.tw/Terms-and-Conditions and for electronic format documents, subject to Terms and Conditions for Electronic Documents at http://www.sgs.com.tw/Terms-and-Conditions. Attention is drawn to the limitation of liability, indemnification and jurisdiction issues defined therein. Any holder of this document is advised that information contained hereon reflects the Company's findings at the time of its intervention only and within the limits of Client's instructions, if any. The Company's sole responsibility is to its Client and this document does not exonerate parties to a transaction from exercising all their rights and obligations under the transaction documents. This document cannot be reproduced except in full, without prior written approval of the Company. Any unauthorized alteration, forgery or falsification of the content or appearance of this document is unlawful and offenders may be prosecuted to the fullest extent of the law.

Body-worn_Calling mode

WLAN Ant 4 (Chain 0)

Mode	Position	Distance (mm)	CH	Freq. (MHz)	Max. Rated Avg. Power + Max. Tolerance (dBm)	Measured Avg. Power (dBm)	Scaling	Averaged SAR over 1g (W/kg)		Plot page
								Measured	Reported	
WLAN 802.11b	Front side	15	1	2412	16.50	16.45	101.16%	0.020	0.020	-
	Back side	15	1	2412	16.50	16.45	101.16%	0.060	0.061	-
	Back side	15	6	2437	16.50	16.38	102.80%	0.062	0.064	-
	Back side	15	11	2462	16.50	16.41	102.09%	0.073	0.075	302
Bluetooth (GFSK)	Front side	15	18	2442	10.50	10.44	101.39%	0.002	0.002	-
	Back side	15	37	2402	10.50	10.12	109.14%	0.007	0.008	-
	Back side	15	18	2442	10.50	10.44	101.39%	0.014	0.014	303
	Back side	15	39	2480	10.50	10.42	101.86%	0.010	0.011	-
WLAN 802.11n(40M) 5.2G	Front side	15	46	5230	13.00	12.98	100.46%	0.061	0.061	-
	Back side	15	38	5190	13.00	12.83	103.99%	0.062	0.065	-
	Back side	15	46	5230	13.00	12.98	100.46%	0.079	0.080	304
WLAN 802.11a 5.3G	Front side	15	52	5260	13.50	13.39	102.57%	0.029	0.030	-
	Back side	15	52	5260	13.50	13.39	102.57%	0.075	0.077	305
	Back side	15	60	5300	13.50	13.47	100.69%	0.062	0.063	-
	Back side	15	64	5320	13.50	13.21	106.91%	0.051	0.055	-
WLAN 802.11ac(80M) 5.6G	Front side	15	138	5690	10.50	10.49	100.23%	0.051	0.051	-
	Back side	15	106	5530	10.50	10.38	102.80%	0.063	0.065	-
	Back side	15	122	5610	10.50	10.28	105.20%	0.046	0.049	-
	Back side	15	138	5690	10.50	10.49	100.23%	0.071	0.071	306
WLAN 802.11ac(80M) 5.8G	Front side	15	155	5775	12.00	11.97	100.69%	0.057	0.058	-
	Back side	15	155	5775	12.00	11.97	100.69%	0.072	0.073	307

Unless otherwise stated the results shown in this test report refer only to the sample(s) tested and such sample(s) are retained for 90 days only.
除非另有說明，此報告結果僅對測試之樣品負責，同時此樣品僅保留90天。本報告未經本公司書面許可，不可部份複製。
This document is issued by the Company subject to its General Conditions of Service printed overleaf, available on request or accessible at http://www.sgs.com.tw/Terms-and-Conditions and for electronic format documents, subject to Terms and Conditions for Electronic Documents at http://www.sgs.com.tw/Terms-and-Conditions. Attention is drawn to the limitation of liability, indemnification and jurisdiction issues defined therein. Any holder of this document is advised that information contained hereon reflects the Company's findings at the time of its intervention only and within the limits of Client's instructions, if any. The Company's sole responsibility is to its Client and this document does not exonerate parties to a transaction from exercising all their rights and obligations under the transaction documents. This document cannot be reproduced except in full, without prior written approval of the Company. Any unauthorized alteration, forgery or falsification of the content or appearance of this document is unlawful and offenders may be prosecuted to the fullest extent of the law.

WLAN Ant 6 (Chain 1)

Mode	Position	Distance (mm)	CH	Freq. (MHz)	Max. Rated Avg. Power + Max. Tolerance (dBm)	Measured Avg. Power (dBm)	Scaling	Averaged SAR over 1g (W/kg)		Plot page
								Measured	Reported	
WLAN 802.11b	Front side	15	6	2437	16.50	16.41	102.09%	0.005	0.005	-
	Back side	15	1	2412	16.50	16.13	108.89%	0.013	0.015	-
	Back side	15	6	2437	16.50	16.41	102.09%	0.017	0.018	-
	Back side	15	11	2462	16.50	16.35	103.51%	0.027	0.028	308
Bluetooth (GFSK)	Front side	15	18	2442	10.50	10.44	101.39%	0.001	0.001	-
	Back side	15	37	2402	10.50	10.12	109.14%	0.001	0.001	-
	Back side	15	18	2442	10.50	10.44	101.39%	0.003	0.003	309
	Back side	15	39	2480	10.50	10.42	101.86%	0.002	0.002	-
WLAN 802.11n(40M) 5.2G	Front side	15	46	5230	14.50	14.46	100.93%	0.052	0.053	-
	Back side	15	38	5190	14.50	14.22	106.66%	0.080	0.085	-
	Back side	15	46	5230	14.50	14.46	100.93%	0.126	0.127	310
WLAN 802.11n(20M) 5.3G	Front side	15	60	5300	16.00	15.96	100.93%	0.092	0.093	-
	Back side	15	52	5260	16.00	15.82	104.23%	0.202	0.211	-
	Back side	15	60	5300	16.00	15.96	100.93%	0.217	0.219	311
	Back side	15	64	5320	16.00	15.65	108.39%	0.182	0.197	-
WLAN 802.11a 5.6G	Front side	15	100	5500	16.50	16.46	100.93%	0.026	0.026	-
	Back side	15	100	5500	16.50	16.46	100.93%	0.092	0.093	312
	Back side	15	120	5600	16.50	16.37	103.04%	0.081	0.084	-
	Back side	15	140	5700	16.50	16.38	102.80%	0.071	0.073	-
WLAN 802.11ac(80M) 5.8G	Front side	15	155	5775	16.50	16.43	101.62%	0.023	0.024	-
	Back side	15	155	5775	16.50	16.43	101.62%	0.142	0.144	313

Unless otherwise stated the results shown in this test report refer only to the sample(s) tested and such sample(s) are retained for 90 days only.
除非另有說明，此報告結果僅對測試之樣品負責，同時此樣品僅保留90天。本報告未經本公司書面許可，不可部份複製。
This document is issued by the Company subject to its General Conditions of Service printed overleaf, available on request or accessible at http://www.sgs.com.tw/Terms-and-Conditions and for electronic format documents, subject to Terms and Conditions for Electronic Documents at http://www.sgs.com.tw/Terms-and-Conditions. Attention is drawn to the limitation of liability, indemnification and jurisdiction issues defined therein. Any holder of this document is advised that information contained hereon reflects the Company's findings at the time of its intervention only and within the limits of Client's instructions, if any. The Company's sole responsibility is to its Client and this document does not exonerate parties to a transaction from exercising all their rights and obligations under the transaction documents. This document cannot be reproduced except in full, without prior written approval of the Company. Any unauthorized alteration, forgery or falsification of the content or appearance of this document is unlawful and offenders may be prosecuted to the fullest extent of the law.

Hotspot_Calling mode

WLAN Ant 4 (Chain 0)

Mode	Position	Distance (mm)	CH	Freq. (MHz)	Max. Rated Avg. Power + Max. Tolerance (dBm)	Measured Avg. Power (dBm)	Scaling	Averaged SAR over 1g (W/kg)		Plot page
								Measured	Reported	
WLAN 802.11b	Front side	10	1	2412	16.50	16.45	101.16%	0.049	0.050	-
	Back side	10	1	2412	16.50	16.45	101.16%	0.102	0.103	-
	Back side	10	6	2437	16.50	16.38	102.80%	0.132	0.136	-
	Back side	10	11	2462	16.50	16.41	102.09%	0.151	0.154	314
	Top side	10	1	2412	16.50	16.45	101.16%	0.082	0.083	-
	Bottom side	10	1	2412	16.50	16.45	101.16%	0.001	0.001	-
	Right side	10	1	2412	16.50	16.45	101.16%	0.010	0.010	-
	Left side	10	1	2412	16.50	16.45	101.16%	0.055	0.056	-
Bluetooth (GFSK)	Front side	10	18	2442	10.50	10.44	101.39%	0.006	0.006	-
	Back side	10	37	2402	10.50	10.12	109.14%	0.032	0.035	-
	Back side	10	18	2442	10.50	10.44	101.39%	0.038	0.039	315
	Back side	10	39	2480	10.50	10.42	101.86%	0.022	0.023	-
	Top side	10	18	2442	10.50	10.44	101.39%	0.010	0.010	-
	Bottom side	10	18	2442	10.50	10.44	101.39%	0.001	0.001	-
	Right side	10	18	2442	10.50	10.44	101.39%	0.002	0.002	-
	Left side	10	18	2442	10.50	10.44	101.39%	0.017	0.017	-
WLAN 802.11n(40M) 5.2G	Front side	10	46	5230	13.00	12.98	100.46%	0.034	0.034	-
	Back side	10	38	5190	13.00	12.83	103.99%	0.091	0.095	-
	Back side	10	46	5230	13.00	12.98	100.46%	0.102	0.102	316
	Top side	10	46	5230	13.00	12.98	100.46%	0.036	0.036	-
	Bottom side	10	46	5230	13.00	12.98	100.46%	0.001	0.001	-
	Right side	10	46	5230	13.00	12.98	100.46%	0.040	0.040	-
	Left side	10	46	5230	13.00	12.98	100.46%	0.014	0.014	-
WLAN 802.11a 5.3G	Front side	10	52	5260	13.50	13.39	102.57%	0.067	0.069	-
	Back side	10	52	5260	13.50	13.39	102.57%	0.111	0.114	317
	Back side	10	60	5300	13.50	13.47	100.69%	0.102	0.103	-
	Back side	10	64	5320	13.50	13.21	106.91%	0.098	0.105	-
	Top side	10	52	5260	13.50	13.39	102.57%	0.051	0.053	-
	Bottom side	10	52	5260	13.50	13.39	102.57%	0.002	0.002	-
	Right side	10	52	5260	13.50	13.39	102.57%	0.042	0.043	-
	Left side	10	52	5260	13.50	13.39	102.57%	0.017	0.017	-
WLAN 802.11ac(80M) 5.6G	Front side	10	138	5690	10.50	10.49	100.23%	0.053	0.053	-
	Back side	10	106	5530	10.50	10.38	102.80%	0.080	0.082	-
	Back side	10	122	5610	10.50	10.28	105.20%	0.083	0.088	-
	Back side	10	138	5690	10.50	10.49	100.23%	0.087	0.087	318
	Top side	10	138	5690	10.50	10.49	100.23%	0.012	0.012	-
	Bottom side	10	138	5690	10.50	10.49	100.23%	0.001	0.001	-
	Right side	10	138	5690	10.50	10.49	100.23%	0.042	0.042	-
	Left side	10	138	5690	10.50	10.49	100.23%	0.005	0.005	-
WLAN 802.11ac(80M) 5.8G	Front side	10	155	5775	12.00	11.97	100.69%	0.038	0.038	-
	Back side	10	155	5775	12.00	11.97	100.69%	0.077	0.078	319
	Top side	10	155	5775	12.00	11.97	100.69%	0.025	0.025	-
	Bottom side	10	155	5775	12.00	11.97	100.69%	0.001	0.001	-
	Right side	10	155	5775	12.00	11.97	100.69%	0.022	0.022	-
	Left side	10	155	5775	12.00	11.97	100.69%	0.006	0.006	-

Unless otherwise stated the results shown in this test report refer only to the sample(s) tested and such sample(s) are retained for 90 days only.
除非另有說明，此報告結果僅對測試之樣品負責，同時此樣品僅保留90天。本報告未經本公司書面許可，不可部份複製。
This document is issued by the Company subject to its General Conditions of Service printed overleaf, available on request or accessible at http://www.sgs.com.tw/Terms-and-Conditions and for electronic format documents, subject to Terms and Conditions for Electronic Documents at http://www.sgs.com.tw/Terms-and-Conditions. Attention is drawn to the limitation of liability, indemnification and jurisdiction issues defined therein. Any holder of this document is advised that information contained hereon reflects the Company's findings at the time of its intervention only and within the limits of Client's instructions, if any. The Company's sole responsibility is to its Client and this document does not exonerate parties to a transaction from exercising all their rights and obligations under the transaction documents. This document cannot be reproduced except in full, without prior written approval of the Company. Any unauthorized alteration, forgery or falsification of the content or appearance of this document is unlawful and offenders may be prosecuted to the fullest extent of the law.

WLAN Ant 6 (Chain 1)

Mode	Position	Distance (mm)	CH	Freq. (MHz)	Max. Rated Avg. Power + Max. Tolerance (dBm)	Measured Avg. Power (dBm)	Scaling	Averaged SAR over 1g (W/kg)		Plot page
								Measured	Reported	
WLAN 802.11b	Front side	10	6	2437	16.50	16.41	102.09%	0.042	0.043	-
	Back side	10	1	2412	16.50	16.13	108.89%	0.047	0.051	-
	Back side	10	6	2437	16.50	16.41	102.09%	0.053	0.054	-
	Back side	10	11	2462	16.50	16.35	103.51%	0.060	0.062	320
	Top side	10	6	2437	16.50	16.41	102.09%	0.030	0.031	-
	Bottom side	10	6	2437	16.50	16.41	102.09%	0.001	0.001	-
	Right side	10	6	2437	16.50	16.41	102.09%	0.003	0.003	-
	Left side	10	6	2437	16.50	16.41	102.09%	0.025	0.026	-
Bluetooth (GFSK)	Front side	10	18	2442	10.50	10.44	101.39%	0.012	0.012	-
	Back side	10	37	2402	10.50	10.12	109.14%	0.008	0.009	-
	Back side	10	18	2442	10.50	10.44	101.39%	0.016	0.016	321
	Back side	10	39	2480	10.50	10.42	101.86%	0.012	0.013	-
	Top side	10	18	2442	10.50	10.44	101.39%	0.008	0.009	-
	Bottom side	10	18	2442	10.50	10.44	101.39%	0.001	0.001	-
	Right side	10	18	2442	10.50	10.44	101.39%	0.001	0.001	-
	Left side	10	18	2442	10.50	10.44	101.39%	0.008	0.008	-
WLAN 802.11n(40M) 5.2G	Front side	10	46	5230	14.50	14.46	100.93%	0.172	0.174	-
	Back side	10	38	5190	14.50	14.22	106.66%	0.312	0.333	-
	Back side	10	46	5230	14.50	14.46	100.93%	0.352	0.355	322
	Top side	10	46	5230	14.50	14.46	100.93%	0.177	0.179	-
	Bottom side	10	46	5230	14.50	14.46	100.93%	0.052	0.053	-
	Right side	10	46	5230	14.50	14.46	100.93%	0.032	0.032	-
	Left side	10	46	5230	14.50	14.46	100.93%	0.048	0.049	-
WLAN 802.11n(20M) 5.3G	Front side	10	60	5300	16.00	15.96	100.93%	0.222	0.224	-
	Back side	10	52	5260	16.00	15.82	104.23%	0.424	0.442	-
	Back side	10	60	5300	16.00	15.96	100.93%	0.462	0.466	323
	Back side	10	64	5320	16.00	15.65	108.39%	0.418	0.453	-
	Top side	10	60	5300	16.00	15.96	100.93%	0.201	0.203	-
	Bottom side	10	60	5300	16.00	15.96	100.93%	0.054	0.055	-
	Right side	10	60	5300	16.00	15.96	100.93%	0.044	0.044	-
	Left side	10	60	5300	16.00	15.96	100.93%	0.119	0.120	-
WLAN 802.11a 5.6G	Front side	10	100	5500	16.50	16.46	100.93%	0.147	0.148	-
	Back side	10	100	5500	16.50	16.46	100.93%	0.308	0.311	324
	Back side	10	120	5600	16.50	16.37	103.04%	0.281	0.290	-
	Back side	10	140	5700	16.50	16.38	102.80%	0.296	0.304	-
	Top side	10	100	5500	16.50	16.46	100.93%	0.112	0.113	-
	Bottom side	10	100	5500	16.50	16.46	100.93%	0.036	0.036	-
	Right side	10	100	5500	16.50	16.46	100.93%	0.013	0.013	-
	Left side	10	100	5500	16.50	16.46	100.93%	0.042	0.043	-
WLAN 802.11ac(80M) 5.8G	Front side	10	155	5775	16.50	16.43	101.62%	0.204	0.207	-
	Back side	10	155	5775	16.50	16.43	101.62%	0.400	0.406	325
	Top side	10	155	5775	16.50	16.43	101.62%	0.182	0.185	-
	Bottom side	10	155	5775	16.50	16.43	101.62%	0.016	0.016	-
	Right side	10	155	5775	16.50	16.43	101.62%	0.017	0.017	-
	Left side	10	155	5775	16.50	16.43	101.62%	0.059	0.060	-

Unless otherwise stated the results shown in this test report refer only to the sample(s) tested and such sample(s) are retained for 90 days only.
除非另有說明，此報告結果僅對測試之樣品負責，同時此樣品僅保留90天。本報告未經本公司書面許可，不可部份複製。
This document is issued by the Company subject to its General Conditions of Service printed overleaf, available on request or accessible at http://www.sgs.com.tw/Terms-and-Conditions and for electronic format documents, subject to Terms and Conditions for Electronic Documents at http://www.sgs.com.tw/Terms-and-Conditions. Attention is drawn to the limitation of liability, indemnification and jurisdiction issues defined therein. Any holder of this document is advised that information contained hereon reflects the Company's findings at the time of its intervention only and within the limits of Client's instructions, if any. The Company's sole responsibility is to its Client and this document does not exonerate parties to a transaction from exercising all their rights and obligations under the transaction documents. This document cannot be reproduced except in full, without prior written approval of the Company. Any unauthorized alteration, forgery or falsification of the content or appearance of this document is unlawful and offenders may be prosecuted to the fullest extent of the law.

Body-worn_Camera mode

WLAN Ant 6 (Chain 0)

Mode	Position	Distance (mm)	CH	Freq. (MHz)	Max. Rated Avg. Power + Max. Tolerance (dBm)	Measured Avg. Power (dBm)	Scaling	Averaged SAR over 1g (W/kg)		Plot page
								Measured	Reported	
WLAN 802.11b	Front side	15	1	2412	16.00	15.95	101.16%	0.009	0.009	-
	Back side	15	1	2412	16.00	15.95	101.16%	0.030	0.030	326
	Back side	15	6	2437	16.00	15.73	106.41%	0.024	0.026	-
	Back side	15	11	2462	16.00	15.80	104.71%	0.019	0.020	-
WLAN 802.11n(40M) 5.2G	Front side	15	46	5230	13.50	13.46	100.93%	0.032	0.032	-
	Back side	15	38	5190	13.50	13.32	104.23%	0.161	0.168	-
	Back side	15	46	5230	13.50	13.46	100.93%	0.179	0.181	327
WLAN 802.11a 5.3G	Front side	15	52	5260	15.50	15.48	100.46%	0.035	0.035	-
	Back side	15	52	5260	15.50	15.48	100.46%	0.352	0.354	328
	Back side	15	60	5300	15.50	15.39	102.57%	0.340	0.349	-
	Back side	15	64	5320	15.50	15.31	104.47%	0.302	0.316	-
WLAN 802.11ac(80M) 5.6G	Front side	15	138	5690	16.00	15.99	100.23%	0.014	0.014	-
	Back side	15	106	5530	16.00	15.45	113.50%	0.112	0.127	-
	Back side	15	122	5610	16.00	15.97	100.69%	0.124	0.125	-
	Back side	15	138	5690	16.00	15.99	100.23%	0.152	0.152	329
WLAN 802.11ac(80M) 5.8G	Front side	15	155	5775	16.00	15.88	102.80%	0.019	0.020	-
	Back side	15	155	5775	16.00	15.88	102.80%	0.162	0.167	330

Unless otherwise stated the results shown in this test report refer only to the sample(s) tested and such sample(s) are retained for 90 days only.
除非另有說明，此報告結果僅對測試之樣品負責，同時此樣品僅保留90天。本報告未經本公司書面許可，不可部份複製。
This document is issued by the Company subject to its General Conditions of Service printed overleaf, available on request or accessible at http://www.sgs.com.tw/Terms-and-Conditions and for electronic format documents, subject to Terms and Conditions for Electronic Documents at http://www.sgs.com.tw/Terms-and-Conditions. Attention is drawn to the limitation of liability, indemnification and jurisdiction issues defined therein. Any holder of this document is advised that information contained hereon reflects the Company's findings at the time of its intervention only and within the limits of Client's instructions, if any. The Company's sole responsibility is to its Client and this document does not exonerate parties to a transaction from exercising all their rights and obligations under the transaction documents. This document cannot be reproduced except in full, without prior written approval of the Company. Any unauthorized alteration, forgery or falsification of the content or appearance of this document is unlawful and offenders may be prosecuted to the fullest extent of the law.

WLAN Ant 5 (Chain 1)

Mode	Position	Distance (mm)	CH	Freq. (MHz)	Max. Rated Avg. Power + Max. Tolerance (dBm)	Measured Avg. Power (dBm)	Scaling	Averaged SAR over 1g (W/kg)		Plot page
								Measured	Reported	
WLAN 802.11b	Front side	15	6	2437	16.00	15.91	102.09%	0.001	0.001	-
	Back side	15	1	2412	16.00	15.89	102.57%	0.030	0.031	-
	Back side	15	6	2437	16.00	15.91	102.09%	0.040	0.040	-
	Back side	15	11	2462	16.00	15.75	105.93%	0.045	0.048	331
WLAN 802.11n(40M) 5.2G	Front side	15	46	5230	14.00	13.98	100.46%	0.006	0.006	-
	Back side	15	38	5190	14.00	13.90	102.33%	0.057	0.058	-
	Back side	15	46	5230	14.00	13.98	100.46%	0.075	0.076	332
WLAN 802.11n(20M) 5.3G	Front side	15	60	5300	16.00	15.98	100.46%	0.014	0.014	-
	Back side	15	52	5260	16.00	15.82	104.23%	0.104	0.108	-
	Back side	15	60	5300	16.00	15.98	100.46%	0.118	0.119	333
	Back side	15	64	5320	16.00	15.90	102.33%	0.102	0.104	-
WLAN 802.11a 5.6G	Front side	15	100	5500	16.00	15.98	100.46%	0.051	0.051	-
	Back side	15	100	5500	16.00	15.98	100.46%	0.242	0.243	334
	Back side	15	120	5600	16.00	15.85	103.51%	0.216	0.224	-
	Back side	15	140	5700	16.00	15.90	102.33%	0.227	0.232	-
WLAN 802.11ac(80M) 5.8G	Front side	15	155	5775	16.00	15.93	101.62%	0.023	0.024	-
	Back side	15	155	5775	16.00	15.93	101.62%	0.213	0.216	335

Unless otherwise stated the results shown in this test report refer only to the sample(s) tested and such sample(s) are retained for 90 days only.
除非另有說明，此報告結果僅對測試之樣品負責，同時此樣品僅保留90天。本報告未經本公司書面許可，不可部份複製。
This document is issued by the Company subject to its General Conditions of Service printed overleaf, available on request or accessible at http://www.sgs.com.tw/Terms-and-Conditions and for electronic format documents, subject to Terms and Conditions for Electronic Documents at http://www.sgs.com.tw/Terms-and-Conditions. Attention is drawn to the limitation of liability, indemnification and jurisdiction issues defined therein. Any holder of this document is advised that information contained hereon reflects the Company's findings at the time of its intervention only and within the limits of Client's instructions, if any. The Company's sole responsibility is to its Client and this document does not exonerate parties to a transaction from exercising all their rights and obligations under the transaction documents. This document cannot be reproduced except in full, without prior written approval of the Company. Any unauthorized alteration, forgery or falsification of the content or appearance of this document is unlawful and offenders may be prosecuted to the fullest extent of the law.

Hotspot_Camera mode

WLAN Ant 6 (Chain 0)

Mode	Position	Distance (mm)	CH	Freq. (MHz)	Max. Rated Avg. Power + Max. Tolerance (dBm)	Measured Avg. Power (dBm)	Scaling	Averaged SAR over 1g (W/kg)		Plot page
								Measured	Reported	
WLAN 802.11b	Front side	10	1	2412	16.00	15.95	101.16%	0.035	0.035	-
	Back side	10	1	2412	16.00	15.95	101.16%	0.089	0.090	336
	Back side	10	6	2437	16.00	15.73	106.41%	0.082	0.087	-
	Back side	10	11	2462	16.00	15.80	104.71%	0.073	0.077	-
	Top side	10	1	2412	16.00	15.95	101.16%	0.072	0.073	-
	Bottom side	10	1	2412	16.00	15.95	101.16%	0.001	0.001	-
	Right side	10	1	2412	16.00	15.95	101.16%	0.002	0.002	-
	Left side	10	1	2412	16.00	15.95	101.16%	0.025	0.026	-
WLAN 802.11n(40M) 5.2G	Front side	10	46	5230	13.50	13.46	100.93%	0.043	0.043	-
	Back side	10	38	5190	13.50	13.32	104.23%	0.412	0.429	-
	Back side	10	46	5230	13.50	13.46	100.93%	0.442	0.446	337
	Top side	10	46	5230	13.50	13.46	100.93%	0.064	0.065	-
	Bottom side	10	46	5230	13.50	13.46	100.93%	0.001	0.001	-
	Right side	10	46	5230	13.50	13.46	100.93%	0.016	0.016	-
	Left side	10	46	5230	13.50	13.46	100.93%	0.047	0.048	-
WLAN 802.11a 5.3G	Front side	10	52	5260	15.50	15.48	100.46%	0.076	0.077	-
	Back side	10	52	5260	15.50	15.48	100.46%	0.457	0.459	338
	Back side	10	60	5300	15.50	15.39	102.57%	0.436	0.447	-
	Back side	10	64	5320	15.50	15.31	104.47%	0.429	0.448	-
	Top side	10	52	5260	15.50	15.48	100.46%	0.084	0.084	-
	Bottom side	10	52	5260	15.50	15.48	100.46%	0.001	0.001	-
	Right side	10	52	5260	15.50	15.48	100.46%	0.019	0.019	-
	Left side	10	52	5260	15.50	15.48	100.46%	0.072	0.073	-
WLAN 802.11ac(80M) 5.6G	Front side	10	138	5690	16.00	15.99	100.23%	0.046	0.046	-
	Back side	10	106	5530	16.00	15.45	113.50%	0.326	0.370	-
	Back side	10	122	5610	16.00	15.97	100.69%	0.327	0.329	-
	Back side	10	138	5690	16.00	15.99	100.23%	0.373	0.374	339
	Top side	10	138	5690	16.00	15.99	100.23%	0.054	0.054	-
	Bottom side	10	138	5690	16.00	15.99	100.23%	0.001	0.001	-
	Right side	10	138	5690	16.00	15.99	100.23%	0.012	0.012	-
	Left side	10	138	5690	16.00	15.99	100.23%	0.050	0.050	-
WLAN 802.11ac(80M) 5.8G	Front side	10	155	5775	16.00	15.88	102.80%	0.026	0.027	-
	Back side	10	155	5775	16.00	15.88	102.80%	0.401	0.412	340
	Top side	10	155	5775	16.00	15.88	102.80%	0.043	0.045	-
	Bottom side	10	155	5775	16.00	15.88	102.80%	0.001	0.001	-
	Right side	10	155	5775	16.00	15.88	102.80%	0.013	0.014	-
	Left side	10	155	5775	16.00	15.88	102.80%	0.045	0.046	-

Unless otherwise stated the results shown in this test report refer only to the sample(s) tested and such sample(s) are retained for 90 days only.
除非另有說明，此報告結果僅對測試之樣品負責，同時此樣品僅保留90天。本報告未經本公司書面許可，不可部份複製。
This document is issued by the Company subject to its General Conditions of Service printed overleaf, available on request or accessible at http://www.sgs.com.tw/Terms-and-Conditions and for electronic format documents, subject to Terms and Conditions for Electronic Documents at http://www.sgs.com.tw/Terms-and-Conditions. Attention is drawn to the limitation of liability, indemnification and jurisdiction issues defined therein. Any holder of this document is advised that information contained hereon reflects the Company's findings at the time of its intervention only and within the limits of Client's instructions, if any. The Company's sole responsibility is to its Client and this document does not exonerate parties to a transaction from exercising all their rights and obligations under the transaction documents. This document cannot be reproduced except in full, without prior written approval of the Company. Any unauthorized alteration, forgery or falsification of the content or appearance of this document is unlawful and offenders may be prosecuted to the fullest extent of the law.

WLAN Ant 5 (Chain 1)

Mode	Position	Distance (mm)	CH	Freq. (MHz)	Max. Rated Avg. Power + Max. Tolerance (dBm)	Measured Avg. Power (dBm)	Scaling	Averaged SAR over 1g (W/kg)		Plot page
								Measured	Reported	
WLAN 802.11b	Front side	10	6	2437	16.00	15.91	102.09%	0.011	0.011	-
	Back side	10	1	2412	16.00	15.89	102.57%	0.019	0.020	-
	Back side	10	6	2437	16.00	15.91	102.09%	0.023	0.024	-
	Back side	10	11	2462	16.00	15.75	105.93%	0.030	0.032	341
	Top side	10	6	2437	16.00	15.91	102.09%	0.001	0.001	-
	Bottom side	10	6	2437	16.00	15.91	102.09%	0.006	0.006	-
	Right side	10	6	2437	16.00	15.91	102.09%	0.002	0.002	-
	Left side	10	6	2437	16.00	15.91	102.09%	0.007	0.007	-
WLAN 802.11n(40M) 5.2G	Front side	10	46	5230	14.00	13.98	100.46%	0.042	0.042	-
	Back side	10	38	5190	14.00	13.90	102.33%	0.102	0.104	-
	Back side	10	46	5230	14.00	13.98	100.46%	0.118	0.119	342
	Top side	10	46	5230	14.00	13.98	100.46%	0.001	0.001	-
	Bottom side	10	46	5230	14.00	13.98	100.46%	0.004	0.004	-
	Right side	10	46	5230	14.00	13.98	100.46%	0.002	0.002	-
	Left side	10	46	5230	14.00	13.98	100.46%	0.002	0.002	-
WLAN 802.11n(20M) 5.3G	Front side	10	52	5260	16.00	15.82	104.23%	0.037	0.038	-
	Back side	10	52	5260	16.00	15.82	104.23%	0.151	0.157	343
	Back side	10	60	5300	16.00	15.98	100.46%	0.136	0.137	-
	Back side	10	64	5320	16.00	15.90	102.33%	0.124	0.127	-
	Top side	10	52	5260	16.00	15.82	104.23%	0.001	0.001	-
	Bottom side	10	52	5260	16.00	15.82	104.23%	0.047	0.049	-
	Right side	10	52	5260	16.00	15.82	104.23%	0.036	0.038	-
	Left side	10	52	5260	16.00	15.82	104.23%	0.002	0.002	-
WLAN 802.11a 5.6G	Front side	10	100	5500	16.00	15.98	100.46%	0.032	0.032	-
	Back side	10	100	5500	16.00	15.98	100.46%	0.361	0.363	344
	Back side	10	120	5600	16.00	15.85	103.51%	0.442	0.458	-
	Back side	10	140	5700	16.00	15.90	102.33%	0.421	0.431	-
	Top side	10	100	5500	16.00	15.98	100.46%	0.002	0.002	-
	Bottom side	10	100	5500	16.00	15.98	100.46%	0.065	0.066	-
	Right side	10	100	5500	16.00	15.98	100.46%	0.024	0.024	-
	Left side	10	100	5500	16.00	15.98	100.46%	0.004	0.004	-
WLAN 802.11ac(80M) 5.8G	Front side	10	155	5775	16.00	15.93	101.62%	0.053	0.054	-
	Back side	10	155	5775	16.00	15.93	101.62%	0.422	0.429	345
	Top side	10	155	5775	16.00	15.93	101.62%	0.003	0.003	-
	Bottom side	10	155	5775	16.00	15.93	101.62%	0.100	0.102	-
	Right side	10	155	5775	16.00	15.93	101.62%	0.043	0.043	-
	Left side	10	155	5775	16.00	15.93	101.62%	0.013	0.013	-

Unless otherwise stated the results shown in this test report refer only to the sample(s) tested and such sample(s) are retained for 90 days only.
除非另有說明，此報告結果僅對測試之樣品負責，同時此樣品僅保留90天。本報告未經本公司書面許可，不可部份複製。
This document is issued by the Company subject to its General Conditions of Service printed overleaf, available on request or accessible at http://www.sgs.com.tw/Terms-and-Conditions and for electronic format documents, subject to Terms and Conditions for Electronic Documents at http://www.sgs.com.tw/Terms-and-Conditions. Attention is drawn to the limitation of liability, indemnification and jurisdiction issues defined therein. Any holder of this document is advised that information contained hereon reflects the Company's findings at the time of its intervention only and within the limits of Client's instructions, if any. The Company's sole responsibility is to its Client and this document does not exonerate parties to a transaction from exercising all their rights and obligations under the transaction documents. This document cannot be reproduced except in full, without prior written approval of the Company. Any unauthorized alteration, forgery or falsification of the content or appearance of this document is unlawful and offenders may be prosecuted to the fullest extent of the law.

MIMO+DBS_without WWAN

Head_Calling mode

WLAN Ant 4 (Chain 0)

Mode	Position	Distance (mm)	CH	Freq. (MHz)	Max. Rated Avg. Power + Max. Tolerance (dBm)	Measured Avg. Power (dBm)	Scaling	Averaged SAR over 1g (W/kg)		Plot page
								Measured	Reported	
WLAN 802.11b	RE Cheek	-	1	2412	17.00	16.95	101.16%	0.301	0.304	-
	Re Tilt	-	1	2412	17.00	16.95	101.16%	0.105	0.106	-
	LE Cheek	-	1	2412	17.00	16.95	101.16%	0.551	0.557	346
	LE Cheek	-	6	2437	17.00	16.73	106.41%	0.512	0.545	-
	LE Cheek	-	11	2462	17.00	16.72	106.66%	0.517	0.551	-
	LE Tilt	-	1	2412	17.00	16.95	101.16%	0.223	0.226	-
WLAN 802.11n(40M) 5.2G	RE Cheek	-	46	5230	13.50	13.48	100.46%	0.352	0.354	-
	Re Tilt	-	46	5230	13.50	13.48	100.46%	0.114	0.115	-
	LE Cheek	-	38	5190	13.50	13.43	101.62%	0.517	0.525	-
	LE Cheek	-	46	5230	13.50	13.48	100.46%	0.555	0.558	347
	LE Tilt	-	46	5230	13.50	13.48	100.46%	0.209	0.210	-
WLAN 802.11a 5.3G	RE Cheek	-	52	5260	14.00	13.99	100.23%	0.225	0.226	-
	Re Tilt	-	52	5260	14.00	13.99	100.23%	0.065	0.065	-
	LE Cheek	-	52	5260	14.00	13.99	100.23%	0.557	0.558	348
	LE Cheek	-	60	5300	14.00	13.79	104.95%	0.527	0.553	-
	LE Cheek	-	64	5320	14.00	13.87	103.04%	0.506	0.521	-
	LE Tilt	-	52	5260	14.00	13.99	100.23%	0.145	0.145	-
WLAN 802.11ac(80M) 5.6G	RE Cheek	-	138	5690	11.00	10.98	100.46%	0.375	0.377	-
	Re Tilt	-	138	5690	11.00	10.98	100.46%	0.172	0.173	-
	LE Cheek	-	106	5530	11.00	10.83	103.99%	0.434	0.451	-
	LE Cheek	-	122	5610	11.00	10.92	101.86%	0.516	0.526	-
	LE Cheek	-	138	5690	11.00	10.98	100.46%	0.568	0.571	349
	LE Tilt	-	138	5690	11.00	10.98	100.46%	0.217	0.218	-
WLAN 802.11ac(80M) 5.8G	RE Cheek	-	155	5775	12.50	12.49	100.23%	0.188	0.188	-
	Re Tilt	-	155	5775	12.50	12.49	100.23%	0.059	0.059	-
	LE Cheek	-	155	5775	12.50	12.49	100.23%	0.512	0.513	350
	LE Tilt	-	155	5775	12.50	12.49	100.23%	0.178	0.178	-

Unless otherwise stated the results shown in this test report refer only to the sample(s) tested and such sample(s) are retained for 90 days only.
除非另有說明，此報告結果僅對測試之樣品負責，同時此樣品僅保留90天。本報告未經本公司書面許可，不可部份複製。
This document is issued by the Company subject to its General Conditions of Service printed overleaf, available on request or accessible at http://www.sgs.com.tw/Terms-and-Conditions and for electronic format documents, subject to Terms and Conditions for Electronic Documents at http://www.sgs.com.tw/Terms-and-Conditions. Attention is drawn to the limitation of liability, indemnification and jurisdiction issues defined therein. Any holder of this document is advised that information contained hereon reflects the Company's findings at the time of its intervention only and within the limits of Client's instructions, if any. The Company's sole responsibility is to its Client and this document does not exonerate parties to a transaction from exercising all their rights and obligations under the transaction documents. This document cannot be reproduced except in full, without prior written approval of the Company. Any unauthorized alteration, forgery or falsification of the content or appearance of this document is unlawful and offenders may be prosecuted to the fullest extent of the law.

Body-worn_Calling mode

WLAN Ant 4 (Chain 0)

Mode	Position	Distance (mm)	CH	Freq. (MHz)	Max. Rated Avg. Power + Max. Tolerance (dBm)	Measured Avg. Power (dBm)	Scaling	Averaged SAR over 1g (W/kg)		Plot page
								Measured	Reported	
WLAN 802.11b	Front side	15	1	2412	17.00	16.95	101.16%	0.022	0.022	-
	Back side	15	1	2412	17.00	16.95	101.16%	0.067	0.067	-
	Back side	15	6	2437	17.00	16.73	106.41%	0.068	0.073	-
	Back side	15	11	2462	17.00	16.72	106.66%	0.082	0.087	351
WLAN 802.11n(40M) 5.2G	Front side	15	46	5230	13.50	13.48	100.46%	0.041	0.041	-
	Back side	15	38	5190	13.50	13.43	101.62%	0.071	0.072	-
	Back side	15	46	5230	13.50	13.48	100.46%	0.087	0.087	352
WLAN 802.11a 5.3G	Front side	15	52	5260	14.00	13.99	100.23%	0.031	0.031	-
	Back side	15	52	5260	14.00	13.99	100.23%	0.085	0.085	353
	Back side	15	60	5300	14.00	13.79	104.95%	0.062	0.065	-
	Back side	15	64	5320	14.00	13.87	103.04%	0.051	0.053	-
WLAN 802.11ac(80M) 5.6G	Front side	15	138	5690	11.00	10.98	100.46%	0.053	0.053	-
	Back side	15	106	5530	11.00	10.83	103.99%	0.065	0.068	-
	Back side	15	122	5610	11.00	10.92	101.86%	0.052	0.053	-
	Back side	15	138	5690	11.00	10.98	100.46%	0.082	0.082	354
WLAN 802.11ac(80M) 5.8G	Front side	15	155	5775	12.50	12.49	100.23%	0.055	0.055	-
	Back side	15	155	5775	12.50	12.49	100.23%	0.082	0.082	355

Unless otherwise stated the results shown in this test report refer only to the sample(s) tested and such sample(s) are retained for 90 days only.
除非另有說明，此報告結果僅對測試之樣品負責，同時此樣品僅保留90天。本報告未經本公司書面許可，不可部份複製。
This document is issued by the Company subject to its General Conditions of Service printed overleaf, available on request or accessible at http://www.sgs.com.tw/Terms-and-Conditions and for electronic format documents, subject to Terms and Conditions for Electronic Documents at http://www.sgs.com.tw/Terms-and-Conditions. Attention is drawn to the limitation of liability, indemnification and jurisdiction issues defined therein. Any holder of this document is advised that information contained hereon reflects the Company's findings at the time of its intervention only and within the limits of Client's instructions, if any. The Company's sole responsibility is to its Client and this document does not exonerate parties to a transaction from exercising all their rights and obligations under the transaction documents. This document cannot be reproduced except in full, without prior written approval of the Company. Any unauthorized alteration, forgery or falsification of the content or appearance of this document is unlawful and offenders may be prosecuted to the fullest extent of the law.

Body-worn_Camera mode

WLAN Ant 6 (Chain 0)

Mode	Position	Distance (mm)	CH	Freq. (MHz)	Max. Rated Avg. Power + Max. Tolerance (dBm)	Measured Avg. Power (dBm)	Scaling	Averaged SAR over 1g (W/kg)		Plot page
								Measured	Reported	
WLAN 802.11n(40M) 5.2G	Front side	15	46	5230	14.50	14.47	100.69%	0.043	0.044	-
	Back side	15	38	5190	14.50	14.33	103.99%	0.189	0.197	-
	Back side	15	46	5230	14.50	14.47	100.69%	0.226	0.228	356
WLAN 802.11a 5.3G	Front side	15	52	5260	16.50	16.39	102.57%	0.048	0.049	-
	Back side	15	52	5260	16.50	16.39	102.57%	0.445	0.456	357
	Back side	15	60	5300	16.50	16.25	105.93%	0.411	0.435	-
	Back side	15	64	5320	16.50	16.31	104.47%	0.382	0.399	-
WLAN 802.11ac(80M) 5.6G	Front side	15	138	5690	17.00	16.97	100.69%	0.014	0.014	-
	Back side	15	106	5530	17.00	15.45	142.89%	0.144	0.206	-
	Back side	15	122	5610	17.00	16.86	103.28%	0.173	0.179	-
	Back side	15	138	5690	17.00	16.97	100.69%	0.211	0.212	358
WLAN 802.11ac(80M) 5.8G	Front side	15	155	5775	17.00	16.98	100.46%	0.024	0.024	-
	Back side	15	155	5775	17.00	16.98	100.46%	0.215	0.216	359

Unless otherwise stated the results shown in this test report refer only to the sample(s) tested and such sample(s) are retained for 90 days only.
除非另有說明，此報告結果僅對測試之樣品負責，同時此樣品僅保留90天。本報告未經本公司書面許可，不可部份複製。
This document is issued by the Company subject to its General Conditions of Service printed overleaf, available on request or accessible at http://www.sgs.com.tw/Terms-and-Conditions and for electronic format documents, subject to Terms and Conditions for Electronic Documents at http://www.sgs.com.tw/Terms-and-Conditions. Attention is drawn to the limitation of liability, indemnification and jurisdiction issues defined therein. Any holder of this document is advised that information contained hereon reflects the Company's findings at the time of its intervention only and within the limits of Client's instructions, if any. The Company's sole responsibility is to its Client and this document does not exonerate parties to a transaction from exercising all their rights and obligations under the transaction documents. This document cannot be reproduced except in full, without prior written approval of the Company. Any unauthorized alteration, forgery or falsification of the content or appearance of this document is unlawful and offenders may be prosecuted to the fullest extent of the law.

WLAN Ant 5 (Chain 1)

Mode	Position	Distance (mm)	CH	Freq. (MHz)	Max. Rated Avg. Power + Max. Tolerance (dBm)	Measured Avg. Power (dBm)	Scaling	Averaged SAR over 1g (W/kg)		Plot page
								Measured	Reported	
WLAN 802.11n(40M) 5.2G	Front side	15	46	5230	15.00	14.96	100.93%	0.008	0.008	-
	Back side	15	38	5190	15.00	14.75	105.93%	0.088	0.094	-
	Back side	15	46	5230	15.00	14.96	100.93%	0.095	0.096	360
WLAN 802.11n(20M) 5.3G	Front side	15	60	5300	17.00	16.71	106.91%	0.018	0.019	-
	Back side	15	52	5260	17.00	16.89	102.57%	0.131	0.134	-
	Back side	15	60	5300	17.00	16.71	106.91%	0.148	0.158	361
	Back side	15	64	5320	17.00	16.65	108.39%	0.139	0.150	-
WLAN 802.11a 5.6G	Front side	15	100	5500	17.00	16.96	100.93%	0.064	0.065	-
	Back side	15	100	5500	17.00	16.96	100.93%	0.315	0.318	362
	Back side	15	120	5600	17.00	16.87	103.04%	0.283	0.292	-
	Back side	15	140	5700	17.00	16.90	102.33%	0.289	0.295	-
WLAN 802.11ac(80M) 5.8G	Front side	15	155	5775	16.00	15.83	103.99%	0.010	0.011	-
	Back side	15	155	5775	16.00	15.83	103.99%	0.204	0.212	363

Unless otherwise stated the results shown in this test report refer only to the sample(s) tested and such sample(s) are retained for 90 days only.
除非另有說明，此報告結果僅對測試之樣品負責，同時此樣品僅保留90天。本報告未經本公司書面許可，不可部份複製。
This document is issued by the Company subject to its General Conditions of Service printed overleaf, available on request or accessible at http://www.sgs.com.tw/Terms-and-Conditions and for electronic format documents, subject to Terms and Conditions for Electronic Documents at http://www.sgs.com.tw/Terms-and-Conditions. Attention is drawn to the limitation of liability, indemnification and jurisdiction issues defined therein. Any holder of this document is advised that information contained hereon reflects the Company's findings at the time of its intervention only and within the limits of Client's instructions, if any. The Company's sole responsibility is to its Client and this document does not exonerate parties to a transaction from exercising all their rights and obligations under the transaction documents. This document cannot be reproduced except in full, without prior written approval of the Company. Any unauthorized alteration, forgery or falsification of the content or appearance of this document is unlawful and offenders may be prosecuted to the fullest extent of the law.

WLAN only

Product specific 10-g SAR_Calling mode

WLAN Ant 4 (Chain 0)

Mode	Position	Distance (mm)	CH	Freq. (MHz)	Max. Rated Avg. Power + Max. Tolerance (dBm)	Measured Avg. Power (dBm)	Scaling	Averaged SAR over 10g (W/kg)		Plot page
								Measured	Reported	
WLAN 802.11b	Front side	0	1	2412	20.00	19.75	105.93%	0.724	0.767	-
	Back side	0	1	2412	20.00	19.75	105.93%	0.941	0.997	-
	Back side	0	6	2437	20.00	19.53	111.43%	0.821	0.915	-
	Back side	0	11	2462	20.00	19.70	107.15%	1.080	1.157	364
	Top side	0	1	2412	20.00	19.75	105.93%	0.522	0.553	-
	Bottom side	0	1	2412	20.00	19.75	105.93%	0.007	0.008	-
	Right side	0	1	2412	20.00	19.75	105.93%	0.479	0.507	-
	Left side	0	1	2412	20.00	19.75	105.93%	0.223	0.236	-
Bluetooth (GFSK)	Front side	0	18	2442	14.00	13.54	111.17%	0.212	0.236	-
	Back side	0	37	2402	14.00	12.82	131.22%	0.209	0.274	-
	Back side	0	18	2442	14.00	13.54	111.17%	0.301	0.335	365
	Back side	0	39	2480	13.00	11.42	143.88%	0.129	0.186	-
	Top side	0	18	2442	14.00	13.54	111.17%	0.143	0.159	-
	Bottom side	0	18	2442	14.00	13.54	111.17%	0.002	0.003	-
	Right side	0	18	2442	14.00	13.54	111.17%	0.102	0.113	-
	Left side	0	18	2442	14.00	13.54	111.17%	0.082	0.091	-
WLAN 802.11n(40M) 5.2G	Front side	0	46	5230	16.50	16.48	100.46%	0.563	0.566	-
	Back side	0	38	5190	16.50	16.03	111.43%	0.612	0.682	-
	Back side	0	46	5230	16.50	16.48	100.46%	0.731	0.734	366
	Top side	0	46	5230	16.50	16.48	100.46%	0.388	0.390	-
	Bottom side	0	46	5230	16.50	16.48	100.46%	0.006	0.006	-
	Right side	0	46	5230	16.50	16.48	100.46%	0.331	0.333	-
	Left side	0	46	5230	16.50	16.48	100.46%	0.164	0.165	-
WLAN 802.11a 5.3G	Front side	0	52	5260	17.00	16.99	100.23%	0.580	0.581	-
	Back side	0	52	5260	17.00	16.99	100.23%	0.846	0.848	367
	Back side	0	60	5300	17.00	16.79	104.95%	0.742	0.779	-
	Back side	0	64	5320	17.00	16.87	103.04%	0.632	0.651	-
	Top side	0	52	5260	17.00	16.99	100.23%	0.431	0.432	-
	Bottom side	0	52	5260	17.00	16.99	100.23%	0.007	0.007	-
	Right side	0	52	5260	17.00	16.99	100.23%	0.413	0.414	-
	Left side	0	52	5260	17.00	16.99	100.23%	0.207	0.207	-
WLAN 802.11ac(80M) 5.6G	Front side	0	138	5690	14.00	13.99	100.23%	0.293	0.294	-
	Back side	0	106	5530	14.00	13.78	105.20%	0.253	0.266	-
	Back side	0	122	5610	14.00	13.88	102.80%	0.291	0.299	-
	Back side	0	138	5690	14.00	13.99	100.23%	0.320	0.321	368
	Top side	0	138	5690	14.00	13.99	100.23%	0.209	0.209	-
	Bottom side	0	138	5690	14.00	13.99	100.23%	0.003	0.003	-
	Right side	0	138	5690	14.00	13.99	100.23%	0.201	0.201	-
	Left side	0	138	5690	14.00	13.99	100.23%	0.093	0.093	-
WLAN 802.11ac(80M) 5.8G	Front side	0	155	5775	15.50	15.48	100.46%	0.312	0.313	-
	Back side	0	155	5775	15.50	15.48	100.46%	0.381	0.383	369
	Top side	0	155	5775	15.50	15.48	100.46%	0.254	0.255	-
	Bottom side	0	155	5775	15.50	15.48	100.46%	0.005	0.005	-
	Right side	0	155	5775	15.50	15.48	100.46%	0.211	0.212	-
	Left side	0	155	5775	15.50	15.48	100.46%	0.105	0.105	-

Unless otherwise stated the results shown in this test report refer only to the sample(s) tested and such sample(s) are retained for 90 days only.
除非另有說明，此報告結果僅對測試之樣品負責，同時此樣品僅保留90天。本報告未經本公司書面許可，不可部份複製。
This document is issued by the Company subject to its General Conditions of Service printed overleaf, available on request or accessible at http://www.sgs.com.tw/Terms-and-Conditions and for electronic format documents, subject to Terms and Conditions for Electronic Documents at http://www.sgs.com.tw/Terms-and-Conditions. Attention is drawn to the limitation of liability, indemnification and jurisdiction issues defined therein. Any holder of this document is advised that information contained hereon reflects the Company's findings at the time of its intervention only and within the limits of Client's instructions, if any. The Company's sole responsibility is to its Client and this document does not exonerate parties to a transaction from exercising all their rights and obligations under the transaction documents. This document cannot be reproduced except in full, without prior written approval of the Company. Any unauthorized alteration, forgery or falsification of the content or appearance of this document is unlawful and offenders may be prosecuted to the fullest extent of the law.

WLAN Ant 6 (Chain 1)

Mode	Position	Distance (mm)	CH	Freq. (MHz)	Max. Rated Avg. Power + Max. Tolerance (dBm)	Measured Avg. Power (dBm)	Scaling	Averaged SAR over 10g (W/kg)		Plot page
								Measured	Reported	
WLAN 802.11b	Front side	0	6	2437	20.00	19.61	109.40%	0.471	0.515	-
	Back side	0	1	2412	20.00	19.49	112.46%	0.412	0.463	-
	Back side	0	6	2437	20.00	19.61	109.40%	0.567	0.620	-
	Back side	0	11	2462	20.00	19.55	110.92%	0.518	0.575	370
	Top side	0	6	2437	20.00	19.61	109.40%	0.382	0.418	-
	Bottom side	0	6	2437	20.00	19.61	109.40%	0.119	0.130	-
	Right side	0	6	2437	20.00	19.61	109.40%	0.101	0.110	-
	Left side	0	6	2437	20.00	19.61	109.40%	0.212	0.232	-
Bluetooth (GFSK)	Front side	0	18	2442	14.00	13.54	111.17%	0.073	0.081	-
	Back side	0	37	2402	14.00	12.82	131.22%	0.083	0.109	-
	Back side	0	18	2442	14.00	13.54	111.17%	0.108	0.120	371
	Back side	0	39	2480	13.00	11.42	143.88%	0.064	0.092	-
	Top side	0	18	2442	14.00	13.54	111.17%	0.061	0.068	-
	Bottom side	0	18	2442	14.00	13.54	111.17%	0.050	0.056	-
	Right side	0	18	2442	14.00	13.54	111.17%	0.032	0.036	-
	Left side	0	18	2442	14.00	13.54	111.17%	0.053	0.059	-
WLAN 802.11n(40M) 5.2G	Front side	0	46	5230	18.00	16.76	133.05%	0.563	0.749	-
	Back side	0	38	5190	18.00	16.25	149.62%	0.637	0.953	-
	Back side	0	46	5230	18.00	16.76	133.05%	0.735	0.978	372
	Top side	0	46	5230	18.00	16.76	133.05%	0.427	0.568	-
	Bottom side	0	46	5230	18.00	16.76	133.05%	0.092	0.122	-
	Right side	0	46	5230	18.00	16.76	133.05%	0.083	0.110	-
	Left side	0	46	5230	18.00	16.76	133.05%	0.216	0.287	-
WLAN 802.11n(20M) 5.3G	Front side	0	60	5300	19.50	19.49	100.23%	0.812	0.814	-
	Back side	0	52	5260	19.50	19.42	101.86%	0.926	0.943	-
	Back side	0	60	5300	19.50	19.49	100.23%	1.020	1.022	373
	Back side	0	64	5320	19.50	18.35	130.32%	0.725	0.945	-
	Top side	0	60	5300	19.50	19.49	100.23%	0.592	0.593	-
	Bottom side	0	60	5300	19.50	19.49	100.23%	0.139	0.139	-
	Right side	0	60	5300	19.50	19.49	100.23%	0.126	0.126	-
	Left side	0	60	5300	19.50	19.49	100.23%	0.328	0.329	-
WLAN 802.11a 5.6G	Front side	0	100	5500	20.00	19.76	105.68%	0.628	0.664	-
	Back side	0	100	5500	20.00	19.76	105.68%	0.845	0.893	374
	Back side	0	120	5600	20.00	19.57	110.41%	0.793	0.876	-
	Back side	0	140	5700	20.00	19.58	110.15%	0.801	0.882	-
	Top side	0	100	5500	20.00	19.76	105.68%	0.462	0.488	-
	Bottom side	0	100	5500	20.00	19.76	105.68%	0.120	0.127	-
	Right side	0	100	5500	20.00	19.76	105.68%	0.108	0.114	-
	Left side	0	100	5500	20.00	19.76	105.68%	0.239	0.253	-
WLAN 802.11ac(80M) 5.8G	Front side	0	155	5775	20.00	19.63	108.89%	0.929	1.012	-
	Back side	0	155	5775	20.00	19.63	108.89%	1.070	1.165	375
	Top side	0	155	5775	20.00	19.63	108.89%	0.693	0.755	-
	Bottom side	0	155	5775	20.00	19.63	108.89%	0.166	0.181	-
	Right side	0	155	5775	20.00	19.63	108.89%	0.142	0.155	-
	Left side	0	155	5775	20.00	19.63	108.89%	0.354	0.385	-

Unless otherwise stated the results shown in this test report refer only to the sample(s) tested and such sample(s) are retained for 90 days only.
除非另有說明，此報告結果僅對測試之樣品負責，同時此樣品僅保留90天。本報告未經本公司書面許可，不可部份複製。
This document is issued by the Company subject to its General Conditions of Service printed overleaf, available on request or accessible at http://www.sgs.com.tw/Terms-and-Conditions and for electronic format documents, subject to Terms and Conditions for Electronic Documents at http://www.sgs.com.tw/Terms-and-Conditions. Attention is drawn to the limitation of liability, indemnification and jurisdiction issues defined therein. Any holder of this document is advised that information contained hereon reflects the Company's findings at the time of its intervention only and within the limits of Client's instructions, if any. The Company's sole responsibility is to its Client and this document does not exonerate parties to a transaction from exercising all their rights and obligations under the transaction documents. This document cannot be reproduced except in full, without prior written approval of the Company. Any unauthorized alteration, forgery or falsification of the content or appearance of this document is unlawful and offenders may be prosecuted to the fullest extent of the law.

WLAN only

Product specific 10-g SAR_Camera mode

WLAN Ant 6 (Chain 0)

Mode	Position	Distance (mm)	CH	Freq. (MHz)	Max. Rated Avg. Power + Max. Tolerance (dBm)	Measured Avg. Power (dBm)	Scaling	Averaged SAR over 10g (W/kg)		Plot page
								Measured	Reported	
WLAN 802.11b	Front side	0	1	2412	20.00	19.75	105.93%	0.089	0.094	-
	Back side	0	1	2412	20.00	19.75	105.93%	0.727	0.770	376
	Back side	0	6	2437	20.00	19.53	111.43%	0.643	0.716	-
	Back side	0	11	2462	20.00	19.70	107.15%	0.598	0.641	-
	Top side	0	1	2412	20.00	19.75	105.93%	0.118	0.125	-
	Bottom side	0	1	2412	20.00	19.75	105.93%	0.001	0.002	-
	Right side	0	1	2412	20.00	19.75	105.93%	0.102	0.108	-
	Left side	0	1	2412	20.00	19.75	105.93%	0.067	0.071	-
Bluetooth (GFSK)	Front side	0	18	2442	14.00	13.54	111.17%	0.022	0.024	-
	Back side	0	37	2402	14.00	12.82	131.22%	0.201	0.264	-
	Back side	0	18	2442	14.00	13.54	111.17%	0.258	0.287	377
	Back side	0	39	2480	13.00	11.42	143.88%	0.163	0.235	-
	Top side	0	18	2442	14.00	13.54	111.17%	0.094	0.104	-
	Bottom side	0	18	2442	14.00	13.54	111.17%	0.001	0.001	-
	Right side	0	18	2442	14.00	13.54	111.17%	0.081	0.090	-
	Left side	0	18	2442	14.00	13.54	111.17%	0.052	0.058	-
WLAN 802.11n(40M) 5.2G	Front side	0	46	5230	17.50	16.57	123.88%	0.243	0.301	-
	Back side	0	38	5190	17.50	16.03	140.28%	0.598	0.839	-
	Back side	0	46	5230	17.50	16.57	123.88%	0.738	0.914	378
	Top side	0	46	5230	17.50	16.57	123.88%	0.382	0.473	-
	Bottom side	0	46	5230	17.50	16.57	123.88%	0.002	0.003	-
	Right side	0	46	5230	17.50	16.57	123.88%	0.210	0.260	-
	Left side	0	46	5230	17.50	16.57	123.88%	0.052	0.065	-
WLAN 802.11a 5.3G	Front side	0	52	5260	19.50	18.99	112.46%	0.432	0.486	-
	Back side	0	52	5260	19.50	18.99	112.46%	1.060	1.192	379
	Back side	0	60	5300	19.50	18.82	116.95%	0.927	1.084	-
	Back side	0	64	5320	19.50	18.81	117.22%	0.918	1.076	-
	Top side	0	52	5260	19.50	18.99	112.46%	0.485	0.545	-
	Bottom side	0	52	5260	19.50	18.99	112.46%	0.003	0.003	-
	Right side	0	52	5260	19.50	18.99	112.46%	0.251	0.282	-
	Left side	0	52	5260	19.50	18.99	112.46%	0.063	0.071	-
WLAN 802.11ac(80M) 5.6G	Front side	0	138	5690	20.00	19.17	121.06%	0.416	0.503	-
	Back side	0	106	5530	17.00	15.45	142.89%	0.426	0.609	-
	Back side	0	122	5610	20.00	19.16	121.34%	0.835	1.013	-
	Back side	0	138	5690	20.00	19.17	121.06%	0.907	1.098	380
	Top side	0	138	5690	20.00	19.17	121.06%	0.362	0.438	-
	Bottom side	0	138	5690	20.00	19.17	121.06%	0.002	0.002	-
	Right side	0	138	5690	20.00	19.17	121.06%	0.217	0.263	-
	Left side	0	138	5690	20.00	19.17	121.06%	0.052	0.063	-
WLAN 802.11ac(80M) 5.8G	Front side	0	155	5775	20.00	19.48	112.72%	0.407	0.459	-
	Back side	0	155	5775	20.00	19.48	112.72%	1.020	1.150	381
	Top side	0	155	5775	20.00	19.48	112.72%	0.370	0.417	-
	Bottom side	0	155	5775	20.00	19.48	112.72%	0.002	0.002	-
	Right side	0	155	5775	20.00	19.48	112.72%	0.222	0.250	-
	Left side	0	155	5775	20.00	19.48	112.72%	0.053	0.060	-

Unless otherwise stated the results shown in this test report refer only to the sample(s) tested and such sample(s) are retained for 90 days only.
除非另有說明，此報告結果僅對測試之樣品負責，同時此樣品僅保留90天。本報告未經本公司書面許可，不可部份複製。
This document is issued by the Company subject to its General Conditions of Service printed overleaf, available on request or accessible at http://www.sgs.com.tw/Terms-and-Conditions and for electronic format documents, subject to Terms and Conditions for Electronic Documents at http://www.sgs.com.tw/Terms-and-Conditions. Attention is drawn to the limitation of liability, indemnification and jurisdiction issues defined therein. Any holder of this document is advised that information contained hereon reflects the Company's findings at the time of its intervention only and within the limits of Client's instructions, if any. The Company's sole responsibility is to its Client and this document does not exonerate parties to a transaction from exercising all their rights and obligations under the transaction documents. This document cannot be reproduced except in full, without prior written approval of the Company. Any unauthorized alteration, forgery or falsification of the content or appearance of this document is unlawful and offenders may be prosecuted to the fullest extent of the law.

WLAN Ant 5 (Chain 1)

Mode	Position	Distance (mm)	CH	Freq. (MHz)	Max. Rated Avg. Power + Max. Tolerance (dBm)	Measured Avg. Power (dBm)	Scaling	Averaged SAR over 10g (W/kg)		Plot page
								Measured	Reported	
WLAN 802.11b	Front side	0	6	2437	20.00	19.61	109.40%	0.043	0.047	-
	Back side	0	1	2412	20.00	19.49	112.46%	0.429	0.482	-
	Back side	0	6	2437	20.00	19.61	109.40%	0.452	0.494	-
	Back side	0	11	2462	20.00	19.55	110.92%	0.473	0.525	382
	Top side	0	6	2437	20.00	19.61	109.40%	0.002	0.003	-
	Bottom side	0	6	2437	20.00	19.61	109.40%	0.064	0.070	-
	Right side	0	6	2437	20.00	19.61	109.40%	0.037	0.041	-
	Left side	0	6	2437	20.00	19.61	109.40%	0.008	0.009	-
Bluetooth (GFSK)	Front side	0	18	2442	14.00	13.54	111.17%	0.018	0.020	-
	Back side	0	37	2402	14.00	12.82	131.22%	0.104	0.136	-
	Back side	0	18	2442	14.00	13.54	111.17%	0.132	0.147	383
	Back side	0	39	2480	13.00	11.42	143.88%	0.093	0.134	-
	Top side	0	18	2442	14.00	13.54	111.17%	0.001	0.001	-
	Bottom side	0	18	2442	14.00	13.54	111.17%	0.026	0.029	-
	Right side	0	18	2442	14.00	13.54	111.17%	0.013	0.014	-
	Left side	0	18	2442	14.00	13.54	111.17%	0.004	0.004	-
WLAN 802.11n(40M) 5.2G	Front side	0	46	5230	18.00	16.76	133.05%	0.037	0.049	-
	Back side	0	38	5190	18.00	16.25	149.62%	0.299	0.447	-
	Back side	0	46	5230	18.00	16.76	133.05%	0.341	0.454	384
	Top side	0	46	5230	18.00	16.76	133.05%	0.002	0.003	-
	Bottom side	0	46	5230	18.00	16.76	133.05%	0.050	0.066	-
	Right side	0	46	5230	18.00	16.76	133.05%	0.027	0.036	-
	Left side	0	46	5230	18.00	16.76	133.05%	0.006	0.008	-
WLAN 802.11n(20M) 5.3G	Front side	0	60	5300	20.00	19.71	106.91%	0.049	0.053	-
	Back side	0	52	5260	20.00	19.52	111.69%	0.396	0.442	-
	Back side	0	60	5300	20.00	19.71	106.91%	0.423	0.452	385
	Back side	0	64	5320	20.00	18.35	146.22%	0.279	0.408	-
	Top side	0	60	5300	20.00	19.71	106.91%	0.005	0.005	-
	Bottom side	0	60	5300	20.00	19.71	106.91%	0.060	0.064	-
	Right side	0	60	5300	20.00	19.71	106.91%	0.043	0.046	-
	Left side	0	60	5300	20.00	19.71	106.91%	0.007	0.007	-
WLAN 802.11a 5.6G	Front side	0	100	5500	20.00	19.76	105.68%	0.095	0.101	-
	Back side	0	100	5500	20.00	19.76	105.68%	1.210	1.279	386
	Back side	0	120	5600	20.00	19.57	110.41%	1.070	1.181	-
	Back side	0	140	5700	20.00	19.58	110.15%	1.020	1.124	-
	Top side	0	100	5500	20.00	19.76	105.68%	0.014	0.015	-
	Bottom side	0	100	5500	20.00	19.76	105.68%	0.294	0.311	-
	Right side	0	100	5500	20.00	19.76	105.68%	0.127	0.134	-
	Left side	0	100	5500	20.00	19.76	105.68%	0.019	0.020	-
WLAN 802.11ac(80M) 5.8G	Front side	0	155	5775	19.00	18.83	103.99%	0.056	0.059	-
	Back side	0	155	5775	19.00	18.83	103.99%	0.506	0.526	387
	Top side	0	155	5775	19.00	18.83	103.99%	0.008	0.008	-
	Bottom side	0	155	5775	19.00	18.83	103.99%	0.182	0.189	-
	Right side	0	155	5775	19.00	18.83	103.99%	0.098	0.102	-
	Left side	0	155	5775	19.00	18.83	103.99%	0.017	0.017	-

Unless otherwise stated the results shown in this test report refer only to the sample(s) tested and such sample(s) are retained for 90 days only.
除非另有說明，此報告結果僅對測試之樣品負責，同時此樣品僅保留90天。本報告未經本公司書面許可，不可部份複製。
This document is issued by the Company subject to its General Conditions of Service printed overleaf, available on request or accessible at http://www.sgs.com.tw/Terms-and-Conditions and for electronic format documents, subject to Terms and Conditions for Electronic Documents at http://www.sgs.com.tw/Terms-and-Conditions. Attention is drawn to the limitation of liability, indemnification and jurisdiction issues defined therein. Any holder of this document is advised that information contained hereon reflects the Company's findings at the time of its intervention only and within the limits of Client's instructions, if any. The Company's sole responsibility is to its Client and this document does not exonerate parties to a transaction from exercising all their rights and obligations under the transaction documents. This document cannot be reproduced except in full, without prior written approval of the Company. Any unauthorized alteration, forgery or falsification of the content or appearance of this document is unlawful and offenders may be prosecuted to the fullest extent of the law.

WLAN only

Product specific 10-g SAR_Camera mode

WLAN Ant 7 (Chain 1)

Mode	Position	Distance (mm)	CH	Freq. (MHz)	Max. Rated Avg. Power + Max. Tolerance (dBm)	Measured Avg. Power (dBm)	Scaling	Averaged SAR over 10g (W/kg)		Plot page
								Measured	Reported	
WLAN 802.11n(40M) 5.2G	Front side	0	46	5230	18.00	16.76	133.05%	0.100	0.133	-
	Back side	0	38	5190	18.00	16.25	149.62%	0.481	0.720	-
	Back side	0	46	5230	18.00	16.76	133.05%	0.551	0.733	388
	Top side	0	46	5230	18.00	16.76	133.05%	0.008	0.011	-
	Bottom side	0	46	5230	18.00	16.76	133.05%	0.018	0.024	-
	Right side	0	46	5230	18.00	16.76	133.05%	0.097	0.128	-
	Left side	0	46	5230	18.00	16.76	133.05%	0.003	0.004	-
WLAN 802.11n(20M) 5.3G	Front side	0	60	5300	20.00	19.71	106.91%	0.207	0.221	-
	Back side	0	52	5260	20.00	19.52	111.69%	1.030	1.150	-
	Back side	0	60	5300	20.00	19.71	106.91%	1.150	1.229	389
	Back side	0	64	5320	20.00	18.35	146.22%	0.753	1.101	-
	Top side	0	60	5300	20.00	19.71	106.91%	0.015	0.016	-
	Bottom side	0	60	5300	20.00	19.71	106.91%	0.033	0.035	-
	Right side	0	60	5300	20.00	19.71	106.91%	0.174	0.186	-
	Left side	0	60	5300	20.00	19.71	106.91%	0.005	0.005	-
WLAN 802.11a 5.6G	Front side	0	100	5500	20.00	19.76	105.68%	0.106	0.112	-
	Back side	0	100	5500	20.00	19.76	105.68%	0.496	0.524	390
	Back side	0	120	5600	20.00	19.57	110.41%	0.461	0.509	-
	Back side	0	140	5700	20.00	19.58	110.15%	0.469	0.517	-
	Top side	0	100	5500	20.00	19.76	105.68%	0.006	0.007	-
	Bottom side	0	100	5500	20.00	19.76	105.68%	0.018	0.019	-
	Right side	0	100	5500	20.00	19.76	105.68%	0.094	0.099	-
	Left side	0	100	5500	20.00	19.76	105.68%	0.004	0.004	-
WLAN 802.11ac(80M) 5.8G	Front side	0	155	5775	20.00	19.63	108.89%	0.059	0.064	-
	Back side	0	155	5775	20.00	19.63	108.89%	0.282	0.307	391
	Top side	0	155	5775	20.00	19.63	108.89%	0.005	0.006	-
	Bottom side	0	155	5775	20.00	19.63	108.89%	0.009	0.010	-
	Right side	0	155	5775	20.00	19.63	108.89%	0.054	0.058	-
	Left side	0	155	5775	20.00	19.63	108.89%	0.002	0.002	-

Note:

$$\text{Scaling} = \frac{\text{reported SAR}}{\text{measured SAR}} = \frac{P2(mW)}{P1(mW)} = 10^{\left(\frac{P2-P1}{10}\right)(dBm)}$$

Reported SAR = measured SAR * (scaling)

Where P2 is maximum specified power, P1 is measured conducted power

Unless otherwise stated the results shown in this test report refer only to the sample(s) tested and such sample(s) are retained for 90 days only.
除非另有說明，此報告結果僅對測試之樣品負責，同時此樣品僅保留90天。本報告未經本公司書面許可，不可部份複製。
This document is issued by the Company subject to its General Conditions of Service printed overleaf, available on request or accessible at http://www.sgs.com.tw/Terms-and-Conditions and for electronic format documents, subject to Terms and Conditions for Electronic Documents at http://www.sgs.com.tw/Terms-and-Conditions. Attention is drawn to the limitation of liability, indemnification and jurisdiction issues defined therein. Any holder of this document is advised that information contained hereon reflects the Company's findings at the time of its intervention only and within the limits of Client's instructions, if any. The Company's sole responsibility is to its Client and this document does not exonerate parties to a transaction from exercising all their rights and obligations under the transaction documents. This document cannot be reproduced except in full, without prior written approval of the Company. Any unauthorized alteration, forgery or falsification of the content or appearance of this document is unlawful and offenders may be prosecuted to the fullest extent of the law.

2.3 Supplemental Head SAR results

WWAN only

WWAN

Mode	Modulation	Frequency (MHz)	Channel	RB Size	RB Offset	Test position	Test distance	Measured 1g SAR (W/kg)	Average Value of Time Sweep (W/kg)																								
									Auto-Tune(state 126)	0	6	12	18	24	30	36	42	48	54	60	66	72	78	84	90	96	102	108	114	120	126	132	138
WCDMA B5	RMC 12.2 Kbps	826.4	4132	na	na	REC	0mm	0.104	0.106	0.02	0.092	0.054	0.011	0.087	0.035	0.079	0.029	0.014	0.055	0.079	0.067	0.011	0.071	0.071	0.059	0.089	0.041	0.101	0.078	0.09	0.103	0.074	0.011
Mode	Modulation	Frequency (MHz)	Channel	RB Size	RB Offset	Test position	Test distance	Measured 1g SAR (W/kg)	Average Value of Time Sweep (W/kg)																								
									Auto-Tune(state 37)	1	7	13	19	25	31	37	43	49	55	61	67	73	79	85	91	97	103	109	115	121	127	133	139
LTE Band 12	QPSK	704	23060	1	0	REC	0mm	0.113	0.115	0.102	0.1	0.104	0.079	0.058	0.064	0.113	0.068	0.061	0.097	0.1	0.067	0.084	0.093	0.058	0.087	0.062	0.09	0.057	0.076	0.058	0.087	0.094	0.072
Mode	Modulation	Frequency (MHz)	Channel	RB Size	RB Offset	Test position	Test distance	Measured 1g SAR (W/kg)	Average Value of Time Sweep (W/kg)																								
									Auto-Tune(state 68)	2	8	14	20	26	32	38	44	50	56	62	68	74	80	86	92	98	104	110	116	122	128	134	140
LTE Band 13	QPSK	782	23230	1	0	REC	0mm	0.131	0.134	0.046	0.12	0.123	0.074	0.081	0.056	0.065	0.111	0.074	0.036	0.082	0.133	0.082	0.046	0.075	0.068	0.11	0.132	0.044	0.122	0.131	0.048	0.099	0.115
Mode	Modulation	Frequency (MHz)	Channel	RB Size	RB Offset	Test position	Test distance	Measured 1g SAR (W/kg)	Average Value of Time Sweep (W/kg)																								
									Auto-Tune(state 39)	3	9	15	21	27	33	39	45	51	57	63	69	75	81	87	93	99	105	111	117	123	129	135	141
LTE Band 26	QPSK	821.5	26765	1	0	REC	0mm	0.117	0.12	0.066	0.11	0.093	0.091	0.096	0.065	0.115	0.073	0.1	0.092	0.112	0.107	0.064	0.078	0.114	0.071	0.087	0.093	0.097	0.104	0.077	0.083	0.095	0.084
Mode	Modulation	Frequency (MHz)	Channel	RB Size	RB Offset	Test position	Test distance	Measured 1g SAR (W/kg)	Average Value of Time Sweep (W/kg)																								
									Auto-Tune(state 107)	5	11	17	23	29	35	41	47	53	59	65	71	77	83	89	95	101	107	113	119	125	131	137	143
LTE Band 71	QPSK	673	133222	1	0	REC	0mm	0.143	0.145	0.139	0.132	0.117	0.14	0.107	0.128	0.12	0.083	0.076	0.068	0.082	0.065	0.14	0.082	0.075	0.077	0.068	0.144	0.08	0.08	0.1	0.125	0.06	0.056

ENDC

Mode	Modulation	Frequency (MHz)	Channel	RB Size	RB Offset	Test position	Test distance	Measured 1g SAR (W/kg)	Average Value of Time Sweep (W/kg)																								
									Auto-Tune(state 30)	0	5	10	15	20	25	30	35	40	45	50	55	60	65	70	75	80	85						
LTE Band 12	QPSK	704	23060	1	0	REC	0 mm	0.113	0.115	0.106	0.112	0.115	0.088	0.067	0.074	0.115	0.085	0.069	0.112	0.109	0.074	0.094	0.104	0.075	0.101	0.079	0.105						
										90	95	100	105	110	115	120	125	130	135	140												
										0.069	0.091	0.066	0.102	0.096	0.072	0.104	0.107	0.114	0.079	0.083												

Mode	Modulation	Frequency (MHz)	Channel	RB Size	RB Offset	Test position	Test distance	Measured 1g SAR (W/kg)	Average Value of Time Sweep (W/kg)																								
									Auto-Tune(state 131)	1	6	11	16	21	26	31	36	41	46	51	56	61	66	71	76	81	86						
LTE Band 26	QPSK	821.5	26765	1	0	REC	0mm	0.117	0.12	0.075	0.115	0.098	0.093	0.099	0.071	0.119	0.079	0.102	0.101	0.115	0.11	0.071	0.081	0.114	0.071	0.1	0.088						
										91	96	101	106	111	116	121	126	131	136	141												
										0.089	0.096	0.102	0.111	0.079	0.085	0.1	0.09	0.119	0.109	0.1												

Mode	Modulation	Frequency (MHz)	Channel	RB Size	RB Offset	Test position	Test distance	Measured 1g SAR (W/kg)	Average Value of Time Sweep (W/kg)																								
									Auto-Tune(state 103)	3	8	13	18	23	28	33	38	43	48	53	58	63	68	73	78	83	88						
FR1 n5	QPSK	836.5	167300	1	53	REC	0 mm	0.017	0.0171	0.0151	0.0141	0.0081	0.0101	0.0121	0.0151	0.0141	0.0131	0.0151	0.0081	0.0091	0.0161	0.0081	0.0081	0.0161	0.0141	0.0091	0.0121						
										93	98	103	108	113	118	123	128	133	138	143												
										0.0091	0.0151	0.0171	0.0141	0.0081	0.0131	0.0081	0.0131	0.0161	0.0131	0.0151												

Mode	Modulation	Frequency (MHz)	Channel	RB Size	RB Offset	Test position	Test distance	Measured 1g SAR (W/kg)	Average Value of Time Sweep (W/kg)																								
									Auto-Tune(state 139)	4	9	14	19	24	29	34	39	44	49	54	59	64	69	74	79	84	89						
FR1 n71	QPSK	673	134600	1	1	REC	0 mm	0.0102	0.00996	0.00099	0.00456	0.00393	0.00923	0.00862	0.00426	0.00276	0.00701	0.00364	0.0019	0.00602	0.00298	0.00741	0.00933	0.00645	0.00943	0.00796	0.00525						
										94	99	104	109	114	119	124	129	134	139													
										0.00523	0.00736	0.00473	0.00549	0.00213	0.00926	0.00631	0.0069	0.00449	0.00989													

Inter ULCA

Mode	Modulation	Frequency (MHz)	Channel	RB Size	RB Offset	Test position	Test distance	Measured 1g SAR (W/kg)	Average Value of Time Sweep (W/kg)																								
									Auto-Tune(state 111)	0	3	6	9	12	15	18	21	24	27	30	33	36	39	42	45	48	51						
LTE Band 12	QPSK	704	23060	1	0	REC	0mm	0.082	0.083	0.075	0.037	0.011	0.025	0.013	0.057	0.031	0.05	0.007	0.046	0.063	0.056	0.042	0.067	0.036	0.014	0.053	0.012						
										54	57	60	63	66	69	72	75	78	81	84	87	90	93	96	99	102	105						
										0.01	0.051	0.023	0.014	0.076	0.033	0.071	0.016	0.081	0.056	0.061	0.003	0.032	0.007	0.037	0.017	0.054	0.001						
										108	111	114	117	120	123	126	129	132	135	138	141												
										0.007	0.083	0.053	0.031	0.07	0.009	0.027	0.065	0.041	0.082	0.077	0.012												

Mode	Modulation	Frequency (MHz)	Channel	RB Size	RB Offset	Test position	Test distance	Measured 1g SAR (W/kg)	Average Value of Time Sweep (W/kg)																								
									Auto-Tune(state 46)	1	4	7	10	13	16	19	22	25	28	31	34	37	40	43	46	49	52						
LTE Band 26	QPSK	821.5	26765	1	0	REC	0mm	0.071	0.0721	0.0591	0.0041	0.0171	0.0681	0.0491	0.0011	0.0601	0.0191	0.0011	0.0261	0.0601	0.0391	0.0331	0.0011	0.0011	0.0691	0.0401	0.0051						
										55	58	61	64	67	70	73	76	79	82	85	88	91	94	97	100	103	106						
										0.0621	0.0251	0.0441	0.0601	0.0251	0.0591	0.0631	0.0011	0.0151	0.0051	0.0451	0.0101	0.0071	0.0071	0.0101	0.0561	0.0401	0.0131						
										109	112	115	118	121	124	127	130	133	136	139	142												
										0.0231	0.0441	0.0271	0.0601	0.0441	0.0281	0.0251	0.0561	0.0361	0.0281	0.0301	0.0271												

WWAN with WLAN calling

WWAN standalone

Mode	Modulation	Frequency (MHz)	Channel	RB Size	RB Offset	Test position	Test distance	Measured 1g SAR (W/kg)	Average Value of Time Sweep (W/kg)																								
									Auto-Tune(state 126)	0	6	12	18	24	30	36	42	48	54	60	66	72	78	84	90	96	102	108	114	120	126	132	138
WCDMA B5	RMC 12.2 Kbps	826.4	4132	na	na	REC	0mm	0.104	0.106	0.02	0.092	0.054	0.011	0.087	0.035	0.079	0.029	0.014	0.055	0.079	0.067	0.011	0.071	0.071	0.059	0.089	0.041	0.101	0.078	0.09	0.103	0.074	0.011
Mode	Modulation	Frequency (MHz)	Channel	RB Size	RB Offset	Test position	Test distance	Measured 1g SAR (W/kg)	Average Value of Time Sweep (W/kg)																								
									Auto-Tune(state 37)	1	7	13	19	25	31	37	43	49	55	61	67	73	79	85	91	97	103	109	115	121	127	133	139
LTE Band 12	QPSK	704	23060	1	0	REC	0mm	0.113	0.115	0.102	0.1	0.104	0.079	0.058	0.064	0.113	0.068	0.061	0.097	0.1	0.067	0.084	0.093	0.058	0.087	0.062	0.09	0.057	0.076	0.058	0.087	0.094	0.072
Mode	Modulation	Frequency (MHz)	Channel	RB Size	RB Offset	Test position	Test distance	Measured 1g SAR (W/kg)	Average Value of Time Sweep (W/kg)																								
									Auto-Tune(state 68)	2	8	14	20	26	32	38	44	50	56	62	68	74	80	86	92	98	104	110	116	122	128	134	140
LTE Band 13	QPSK	782	23230	1	0	REC	0mm	0.131	0.134	0.046	0.12	0.123	0.074	0.081	0.056	0.055	0.111	0.074	0.036	0.082	0.133	0.082	0.046	0.075	0.068	0.11	0.132	0.044	0.122	0.131	0.048	0.099	0.115
Mode	Modulation	Frequency (MHz)	Channel	RB Size	RB Offset	Test position	Test distance	Measured 1g SAR (W/kg)	Average Value of Time Sweep (W/kg)																								
									Auto-Tune(state 39)	3	9	15	21	27	33	39	45	51	57	63	69	75	81	87	93	99	105	111	117	123	129	135	141
LTE Band 26	QPSK	821.5	26765	1	0	REC	0mm	0.117	0.12	0.066	0.11	0.093	0.091	0.096	0.065	0.115	0.073	0.1	0.092	0.112	0.107	0.064	0.078	0.114	0.071	0.087	0.093	0.097	0.104	0.077	0.083	0.095	0.084
Mode	Modulation	Frequency (MHz)	Channel	RB Size	RB Offset	Test position	Test distance	Measured 1g SAR (W/kg)	Average Value of Time Sweep (W/kg)																								
									Auto-Tune(state 107)	5	11	17	23	29	35	41	47	53	59	65	71	77	83	89	95	101	107	113	119	125	131	137	143
LTE Band 71	QPSK	673	133222	1	0	REC	0mm	0.143	0.145	0.139	0.132	0.117	0.14	0.107	0.128	0.12	0.083	0.076	0.068	0.082	0.065	0.14	0.082	0.075	0.077	0.068	0.144	0.08	0.08	0.1	0.125	0.06	0.056

Unless otherwise stated the results shown in this test report refer only to the sample(s) tested and such sample(s) are retained for 90 days only.
除非另有說明，此報告結果僅對測試之樣品負責，同時此樣品僅保留90天。本報告未經本公司書面許可，不可部份複製。
This document is issued by the Company subject to its General Conditions of Service printed overleaf, available on request or accessible at http://www.sgs.com.tw/Terms-and-Conditions and for electronic format documents, subject to Terms and Conditions for Electronic Documents at http://www.sgs.com.tw/Terms-and-Conditions. Attention is drawn to the limitation of liability, indemnification and jurisdiction issues defined therein. Any holder of this document is advised that information contained hereon reflects the Company's findings at the time of its intervention only and within the limits of Client's instructions, if any. The Company's sole responsibility is to its Client and this document does not exonerate parties to a transaction from exercising all their rights and obligations under the transaction documents. This document cannot be reproduced except in full, without prior written approval of the Company. Any unauthorized alteration, forgery or falsification of the content or appearance of this document is unlawful and offenders may be prosecuted to the fullest extent of the law.

ENDC

Mode	Modulation	Frequency (MHz)	Channel	RB Size	RB Offset	Test position	Test distance	Measured 1g SAR (W/kg)	Average Value of Time Sweep (W/kg)																					
LTE Band 12	QPSK	704	23060	1	0	REC	0 mm	0.113	Auto-Tune(state 10)	0	5	10	15	20	25	30	35	40	45	50	55	60	65	70	75	80	85			
									0.115	0.106	0.112	0.115	0.088	0.067	0.074	0.115	0.085	0.069	0.112	0.109	0.074	0.094	0.104	0.075	0.101	0.079	0.105		
										90	95	100	105	110	115	120	125	130	135	140									
										0.069	0.091	0.066	0.102	0.096	0.072	0.104	0.107	0.114	0.079	0.083									

Mode	Modulation	Frequency (MHz)	Channel	RB Size	RB Offset	Test position	Test distance	Measured 1g SAR (W/kg)	Average Value of Time Sweep (W/kg)																					
LTE Band 26	QPSK	821.5	26765	1	0	REC	0mm	0.117	Auto-Tune(state 131)	1	6	11	16	21	26	31	36	41	46	51	56	61	66	71	76	81	86			
									0.12	0.075	0.115	0.098	0.093	0.099	0.071	0.119	0.079	0.102	0.101	0.115	0.11	0.071	0.081	0.114	0.071	0.1	0.088		
										91	96	101	106	111	116	121	126	131	136	141									
										0.089	0.096	0.102	0.111	0.079	0.085	0.1	0.09	0.119	0.109	0.1									

Mode	Modulation	Frequency (MHz)	Channel	RB Size	RB Offset	Test position	Test distance	Measured 1g SAR (W/kg)	Average Value of Time Sweep (W/kg)																					
FR1 n5	QPSK	836.5	167300	1	53	REC	0 mm	0.017	Auto-Tune(state 133)	3	8	13	18	23	28	33	38	43	48	53	58	63	68	73	78	83	88			
									0.0171	0.0151	0.0141	0.0081	0.0101	0.0121	0.0151	0.0141	0.0131	0.0151	0.0081	0.0091	0.0161	0.0081	0.0081	0.0161	0.0141	0.0091	0.0121		
										93	98	103	108	113	118	123	128	133	138	143									
										0.0091	0.0151	0.0171	0.0141	0.0081	0.0131	0.0081	0.0131	0.0161	0.0131	0.0151									

Mode	Modulation	Frequency (MHz)	Channel	RB Size	RB Offset	Test position	Test distance	Measured 1g SAR (W/kg)	Average Value of Time Sweep (W/kg)																					
FR1 n71	QPSK	673	134600	1	1	REC	0 mm	0.0102	Auto-Tune(state 139)	4	9	14	19	24	29	34	39	44	49	54	59	64	69	74	79	84	89			
									0.00996	0.00099	0.00456	0.00393	0.00923	0.00862	0.00426	0.00276	0.00701	0.00364	0.0019	0.00602	0.00298	0.00741	0.00933	0.00645	0.00943	0.00796	0.00525		
										94	99	104	109	114	119	124	129	134	139										
										0.00523	0.00736	0.00473	0.00549	0.00213	0.00926	0.00631	0.0069	0.00449	0.00989										

Inter ULCA

Mode	Modulation	Frequency (MHz)	Channel	RB Size	RB Offset	Test position	Test distance	Measured 1g SAR (W/kg)	Average Value of Time Sweep (W/kg)																					
LTE Band 12	QPSK	704	23060	1	0	REC	0mm	0.082	Auto-Tune(state 111)	0	3	6	9	12	15	18	21	24	27	30	33	36	39	42	45	48	51			
									0.083	0.075	0.037	0.011	0.025	0.013	0.057	0.031	0.05	0.007	0.046	0.063	0.056	0.042	0.067	0.036	0.014	0.053	0.012		
										54	57	60	63	66	69	72	75	78	81	84	87	90	93	96	99	102	105		
										0.01	0.051	0.023	0.014	0.076	0.033	0.071	0.016	0.081	0.056	0.061	0.003	0.032	0.007	0.037	0.017	0.054	0.001		
										108	111	114	117	120	123	126	129	132	135	138	141								
										0.007	0.083	0.053	0.031	0.07	0.009	0.027	0.065	0.041	0.082	0.077	0.012								

Mode	Modulation	Frequency (MHz)	Channel	RB Size	RB Offset	Test position	Test distance	Measured 1g SAR (W/kg)	Average Value of Time Sweep (W/kg)																					
LTE Band 26	QPSK	821.5	26765	1	0	REC	0mm	0.071	Auto-Tune(state 46)	1	4	7	10	13	16	19	22	25	28	31	34	37	40	43	46	49	52			
									0.0721	0.0591	0.0041	0.0171	0.0681	0.0491	0.0011	0.0601	0.0191	0.0011	0.0261	0.0601	0.0391	0.0331	0.0011	0.0011	0.0691	0.0401	0.0051		
										55	58	61	64	67	70	73	76	79	82	85	88	91	94	97	100	103	106		
										0.0621	0.0251	0.0441	0.0601	0.0251	0.0591	0.0631	0.0011	0.0151	0.0051	0.0451	0.0101	0.0071	0.0071	0.0101	0.0561	0.0401	0.0131		
										109	112	115	118	121	124	127	130	133	136	139	142								
										0.0231	0.0441	0.0271	0.0601	0.0441	0.0281	0.0251	0.0561	0.0361	0.0281	0.0301	0.0271								

2.4 Supplemental Body-worn SAR results

WWAN only

WWAN

Mode	Modulation	Frequency (MHz)	Channel	RB Size	RB Offset	Test position	Test distance	Measured 1g SAR (W/kg)	Average Value of Time Sweep (W/kg)																					
WCDMA B5	RMC 12.2 Kbps	846.6	4233	na	na	Front	15mm	0.178	Auto-Tune(state 72)	0	6	12	18	24	30	36	42	48	54	60	66	72	78	84	90	96	102	108	114	120	126	132	138
									0.182	0.07	0.134	0.143	0.158	0.115	0.036	0.113	0.005	0.16	0.054	0.047	0.102	0.171	0.167	0.133	0.101	0.025	0.142	0.083	0.164	0.03	0.15	0.15	0.076
Mode	Modulation	Frequency (MHz)	Channel	RB Size	RB Offset	Test position	Test distance	Measured 1g SAR (W/kg)	Average Value of Time Sweep (W/kg)																					
LTE Band 12	QPSK	704	23060	1	0	Back	15mm	0.209	Auto-Tune(state 1)	1	7	13	19	25	31	37	43	49	55	61	67	73	79	85	91	97	103	109	115	121	127	133	139
									0.213	0.212	0.131	0.143	0.159	0.155	0.164	0.07	0.025	0.035	0.171	0.066	0.183	0.044	0.064	0.024	0.157	0.049	0.189	0.199	0.06	0.138	0.142	0.196	0.202
Mode	Modulation	Frequency (MHz)	Channel	RB Size	RB Offset	Test position	Test distance	Measured 1g SAR (W/kg)	Average Value of Time Sweep (W/kg)																					
LTE Band 13	QPSK	782	23230	1	49	Back	15mm	0.253	Auto-Tune(state 14)	2	8	14	20	26	32	38	44	50	56	62	68	74	80	86	92	98	104	110	116	122	128	134	140
									0.292	0.106	0.107	0.026	0.26	0.249	0.071	0.204	0.061	0.065	0.217	0.018	0.209	0.032	0.091	0.215	0.143	0.25	0.097	0.207	0.095	0.198	0.131	0.239	0.246
Mode	Modulation	Frequency (MHz)	Channel	RB Size	RB Offset	Test position	Test distance	Measured 1g SAR (W/kg)	Average Value of Time Sweep (W/kg)																					
LTE Band 26	QPSK	821.5	26765	1	0	Back	15mm	0.304	Auto-Tune(state 9)	3	9	15	21	27	33	39	45	51	57	63	69	75	81	87	93	99	105	111	117	123	129	135	141
									0.31	0.003	0.3	0.281	0.294	0.283	0.156	0.245	0.194	0.139	0.271	0.177	0.074	0.132	0.276	0.223	0.025	0.255	0.296	0.293	0.233	0.083	0.108	0.176	0.172
Mode	Modulation	Frequency (MHz)	Channel	RB Size	RB Offset	Test position	Test distance	Measured 1g SAR (W/kg)	Average Value of Time Sweep (W/kg)																					
LTE Band 71	QPSK	673	133222	1	0	Front	15mm	0.032	Auto-Tune(state 41)	5	11	17	23	29	35	41	47	53	59	65	71	77	83	89	95	101	107	113	119	125	131	137	143
									0.0288	0.0178	0.0158	0.0278	0.0188	0.0248	0.0178	0.0288	0.0118	0.0148	0.0228	0.0238	0.0138	0.0198	0.0188	0.0198	0.0279	0.0128	0.0258	0.0178	0.0268	0.0218	0.0268	0.0128	0.0128

ENDC

Mode	Modulation	Frequency (MHz)	Channel	RB Size	RB Offset	Test position	Test distance	Measured 1g SAR (W/kg)	Average Value of Time Sweep (W/kg)																					
LTE Band 12	QPSK	704	23060	1	0	Back	15mm	0.209	Auto-Tune(state 120)	0	5	10	15	20	25	30	35	40	45	50	55	60	65	70	75	80	85			
									0.213	0.123	0.138	0.162	0.165	0.168	0.175	0.084	0.026	0.038	0.179	0.016	0.191	0.058	0.072	0.038	0.172	0.052	0.172		
										90	95	100	105	110	115	120	125	130	135	140									
										0.208	0.209	0.073	0.153	0.16	0.2	0.209	0.084	0.06	0.062	0.043									

Mode	Modulation	Frequency (MHz)	Channel	RB Size	RB Offset	Test position	Test distance	Measured 1g SAR (W/kg)	Average Value of Time Sweep (W/kg)																					
LTE Band 26	QPSK	821.5	26765	1	0	Back	15mm	0.304	Auto-Tune(state 91)	1	6	11	16	21	26	31	36	41	46	51	56	61	66	71	76	81	86			
									0.31	0.011	0.303	0.284	0.302	0.29	0.158	0.249	0.202	0.14	0.274	0.184	0.079	0.139	0.277	0.227	0.031	0.259	0.268		
										91	96	101	106	111	116	121	126	131	136	141									
										0.305	0.301	0.235	0.087	0.116	0.179	0.134	0.066	0.243	0.139	0.212									

Mode	Modulation	Frequency (MHz)	Channel	RB Size	RB Offset	Test position	Test distance	Measured 1g SAR (W/kg)	Average Value of Time Sweep (W/kg)																					
FR1 n5	QPSK	836.5	167300	1	53	Front	15mm	0.0292	Auto-Tune(state 73)	3	8	13	18	23	28	33	38	43	48	53	58	63	68	73	78	83	88			
									0.0343	0.0083	0.0133	0.0233	0.0233	0.0233	0.0333	0.0213	0.0263	0.0303	0.0103	0.0073	0.0263	0.0183	0.0193	0.0343	0.0333	0.0163	0.0093		
										93	98	103	108	113	118	123	128	133	138	143									
										0.0323	0.0213	0.0283	0.0183	0.0193	0.0313	0.0113	0.0263	0.0233	0.0183	0.0333									

Mode	Modulation	Frequency (MHz)	Channel	RB Size	RB Offset	Test position	Test distance	Measured 1g SAR (W/kg)	Average Value of Time Sweep (W/kg)																					
FR1 n71	QPSK	673	134600	1	1	Front	15mm	0.0221	Auto-Tune(state 39)	4	9	14	19	24	29	34	39	44	49	54	59	64	69	74	79	84	89			
									0.0235	0.0145	0.0165	0.0215	0.0205	0.0135	0.0225	0.0045	0.0235	0.0145	0.0165	0.0045	0.0085	0.0095	0.0205	0.0055	0.0135	0.0105	0.0215		
										94	99	104	109	114	119	124	129	134	139										
										0.0165	0.0195	0.0065	0.0065	0.0145	0.0115	0.0045	0.0125	0.0205	0.0215										

Unless otherwise stated the results shown in this test report refer only to the sample(s) tested and such sample(s) are retained for 90 days only.
除非另有說明，此報告結果僅對測試之樣品負責，同時此樣品僅保留90天。本報告未經本公司書面許可，不可部份複製。
This document is issued by the Company subject to its General Conditions of Service printed overleaf, available on request or accessible at http://www.sgs.com.tw/Terms-and-Conditions and for electronic format documents, subject to Terms and Conditions for Electronic Documents at http://www.sgs.com.tw/Terms-and-Conditions. Attention is drawn to the limitation of liability, indemnification and jurisdiction issues defined therein. Any holder of this document is advised that information contained hereon reflects the Company's findings at the time of its intervention only and within the limits of Client's instructions, if any. The Company's sole responsibility is to its Client and this document does not exonerate parties to a transaction from exercising all their rights and obligations under the transaction documents. This document cannot be reproduced except in full, without prior written approval of the Company. Any unauthorized alteration, forgery or falsification of the content or appearance of this document is unlawful and offenders may be prosecuted to the fullest extent of the law.

Inter ULCA

Mode	Modulation	Frequency (MHz)	Channel	RB Size	RB Offset	Test position	Test distance	Measured 1g SAR (W/kg)	Average Value of Time Sweep (W/kg)																					
LTE Band 12	QPSK	704	23060	1	0	Back side	15mm	0.152	Auto-Tune(state 72)	0	3	6	9	12	15	18	21	24	27	30	33	36	39	42	45	48	51
									0.154	0.134	0.116	0.031	0.044	0.078	0.066	0.116	0.147	0.003	0.084	0.071	0.123	0.14	0.021	0.035	0.06	0.117	0.103
										54	57	60	63	66	69	72	75	78	81	84	87	90	93	96	99	102	105
										0.012	0.135	0.001	0.088	0.084	0.1	0.148	0.057	0.075	0.029	0.102	0.131	0.13	0.046	0.077	0.098	0.095	0.145
										108	111	114	117	120	123	126	129	132	135	138	141						
										0.022	0.017	0.093	0.072	0.071	0.052	0.037	0.019	0.143	0.134	0.091	0.032						

Mode	Modulation	Frequency (MHz)	Channel	RB Size	RB Offset	Test position	Test distance	Measured 1g SAR (W/kg)	Average Value of Time Sweep (W/kg)																					
LTE Band 26	QPSK	821.5	26765	1	0	Back side	15mm	0.184	Auto-Tune(state 31)	1	4	7	10	13	16	19	22	25	28	31	34	37	40	43	46	49	52
									0.186	0.052	0.116	0.148	0.1	0.057	0.008	0.114	0.167	0.132	0.173	0.181	0.083	0.127	0.167	0.076	0.003	0.078	0.175
										55	58	61	64	67	70	73	76	79	82	85	88	91	94	97	100	103	106
										0.07	0.111	0.018	0.136	0.06	0.042	0.046	0.093	0.147	0.115	0.13	0.143	0.135	0.127	0.156	0.093	0.043	0.172
										109	112	115	118	121	124	127	130	133	136	139	142						
										0.118	0.052	0.025	0.031	0.18	0.056	0.043	0.16	0.085	0.017	0.147	0.14						

WWAN+WLAN calling

WWAN standalone (body-worn and Hotspot)

Mode	Modulation	Frequency (MHz)	Channel	RB Size	RB Offset	Test position	Test distance	Measured 1g SAR (W/kg)	Average Value of Time Sweep (W/kg)																					
WCDMA B5	RMC 12.2 Kbps	846.6	4233	na	na	Front	10 mm	0.517	Auto-Tune(state 120)	0	6	12	18	24	30	36	42	48	54	60	66	72	78	84	90	96	102	108	114	120	126	132	138
									0.56	0.233	0.334	0.074	0.032	0.4	0.182	0.511	0.023	0.446	0.077	0.242	0.184	0.099	0.545	0.105	0.397	0.15	0.257	0.378	0.335	0.554	0.055	0.129	0.072
Mode	Modulation	Frequency (MHz)	Channel	RB Size	RB Offset	Test position	Test distance	Measured 1g SAR (W/kg)	Average Value of Time Sweep (W/kg)																					
LTE Band 12	QPSK	704	23060	1	0	Front	10 mm	0.195	Auto-Tune(state 19)	1	7	13	19	25	31	37	43	49	55	61	67	73	79	85	91	97	103	109	115	121	127	133	139
									0.208	0.086	0.174	0.122	0.205	0.109	0.199	0.179	0.088	0.116	0.025	0.022	0.049	0.192	0.116	0.03	0.176	0.085	0.048	0.044	0.204	0.12	0.142	0.004	0.079
Mode	Modulation	Frequency (MHz)	Channel	RB Size	RB Offset	Test position	Test distance	Measured 1g SAR (W/kg)	Average Value of Time Sweep (W/kg)																					
LTE Band 13	QPSK	782	23230	1	0	Front	10 mm	0.332	Auto-Tune(state 104)	2	8	14	20	26	32	38	44	50	56	62	68	74	80	86	92	98	104	110	116	122	128	134	140
									0.352	0.254	0.311	0.231	0.12	0.159	0.024	0.325	0.047	0.108	0.28	0.069	0.038	0.001	0.334	0.12	0.075	0.242	0.342	0.197	0.044	0.323	0.108	0.319	0.302
Mode	Modulation	Frequency (MHz)	Channel	RB Size	RB Offset	Test position	Test distance	Measured 1g SAR (W/kg)	Average Value of Time Sweep (W/kg)																					
LTE Band 26	QPSK	821.5	26765	1	0	Front	10 mm	0.401	Auto-Tune(state 81)	3	9	15	21	27	33	39	45	51	57	63	69	75	81	87	93	99	105	111	117	123	129	135	141
									0.426	0.272	0.392	0.287	0.242	0.137	0.237	0.086	0.156	0.224	0.28	0.341	0.101	0.081	0.42	0.096	0.355	0.044	0.088	0.19	0.25	0.419	0.069	0.1	0.388
Mode	Modulation	Frequency (MHz)	Channel	RB Size	RB Offset	Test position	Test distance	Measured 1g SAR (W/kg)	Average Value of Time Sweep (W/kg)																					
LTE Band 71	QPSK	673	133222	1	0	Front	10 mm	0.197	Auto-Tune(state 35)	5	11	17	23	29	35	41	47	53	59	65	71	77	83	89	95	101	107	113	119	125	131	137	143
									0.211	0.117	0.137	0.198	0.209	0.206	0.21	0.081	0.095	0.129	0.17	0.047	0.13	0.182	0.128	0.075	0.019	0.073	0.03	0.125	0.126	0.186	0.172	0.025	0.129

ENDC (body-worn and Hotspot)

Mode	Modulation	Frequency (MHz)	Channel	RB Size	RB Offset	Test position	Test distance	Measured 1g SAR (W/kg)	Average Value of Time Sweep (W/kg)																					
LTE Band 5	QPSK	829	20450	1	0	Front	10mm	0.206	Auto-Tune(state 52)	0	4	8	12	16	20	24	28	32	36	40	44	48	52	56	60	64	68
									0.21	0.077	0.002	0.009	0.09	0.07	0.129	0.124	0.169	0.124	0.09	0.156	0.177	0.012	0.208	0.016	0.053	0.1	0.056
										72	76	80	84	88	92	96	100	104	108	112	116	120	124	128	132	136	140
										0.028	0.143	0.127	0.179	0.128	0.164	0.202	0.031	0.117	0.042	0.115	0.206	0.112	0.008	0.09	0.115	0.118	0.193
Mode	Modulation	Frequency (MHz)	Channel	RB Size	RB Offset	Test position	Test distance	Measured 1g SAR (W/kg)	Average Value of Time Sweep (W/kg)																					
LTE Band 12	QPSK	704	23060	1	0	Front	10mm	0.195	Auto-Tune(state 117)	1	5	9	13	17	21	25	29	33	37	41	45	49	53	57	61	65	69
									0.208	0.149	0.033	0.082	0.116	0.137	0.18	0.02	0.031	0.032	0.003	0.183	0.041	0.16	0.166	0.058	0.158	0.119	0.162
										73	77	81	85	89	93	97	101	105	109	113	117	121	125	129	133	137	141
										0.111	0.164	0.135	0.061	0.073	0.026	0.09	0.097	0.192	0.085	0.002	0.204	0.039	0.001	0.025	0.063	0.146	0.034
Mode	Modulation	Frequency (MHz)	Channel	RB Size	RB Offset	Test position	Test distance	Measured 1g SAR (W/kg)	Average Value of Time Sweep (W/kg)																					
FR1 n5	QPSK	836.5	167300	1	53	Front	10mm	0.08	Auto-Tune(state 10)	2	6	10	14	18	22	26	30	34	38	42	46	50	54	58	62	66	70
									0.0869	0.009	0.0609	0.0839	0.0769	0.0309	0.0829	0.0579	0.0499	0.0319	0.0229	0.0479	0.0269	0.0759	0.0369	0.0659	0.0299	0.0599	0.0389
										74	78	82	86	90	94	98	102	106	110	114	118	122	126	130	134	138	142
										0.0179	0.0339	0.0709	0.0339	0.0689	0.0829	0.0329	0.0179	0.0379	0.0259	0.0499	0.0299	0.0419	0.0319	0.0289	0.0299	0.0789	0.0329
Mode	Modulation	Frequency (MHz)	Channel	RB Size	RB Offset	Test position	Test distance	Measured 1g SAR (W/kg)	Average Value of Time Sweep (W/kg)																					
FR1 n71	QPSK	673	134600	1	1	Front	10mm	0.026	Auto-Tune(state 107)	3	7	11	15	19	23	27	31	35	39	43	47	51	55	59	63	67	71
									0.0285	0.0095	0.0195	0.0215	0.0045	0.0195	0.0085	0.0125	0.0245	0.0055	0.0015	0.0265	0.0245	0.0265	0.0145	0.0205	0.0035	0.0075	0.0135
										75	79	83	87	91	95	99	103	107	111	115	119	123	127	131	135	139	143
										0.0125	0.0075	0.0185	0.0105	0.0175	0.0095	0.0025	0.0135	0.0275	0.0085	0.0075	0.0155	0.0195	0.0245	0.0225	0.0055	0.0265	0.0145

Inter ULCA (body-worn and Hotspot)

Mode	Modulation	Frequency (MHz)	Channel	RB Size	RB Offset	Test position	Test distance	Measured 1g SAR (W/kg)	Average Value of Time Sweep (W/kg)																					
LTE Band 12	QPSK	704	23060	1	0	Front side	10mm	0.142	Auto-Tune(state 114)	0	3	6	9	12	15	18	21	24	27	30	33	36	39	42	45	48	51
									0.148	0.088	0.003	0.132	0.135	0.018	0.032	0.115	0.08	0.063	0.138	0.1	0.134	0.079	0.046	0.113	0.069	0.02	0.043
										54	57	60	63	66	69	72	75	78	81	84	87	90	93	96	99	102	105
										0.056	0.135	0.019	0.13	0.046	0.057	0.11	0.021	0.085	0.078	0.035	0.054	0.102	0.012	0.057	0.002	0.009	0.141
										108	111	114	117	120	123	126	129	132	135	138	141						
										0.101	0.112	0.143	0.083	0.122	0.006	0.01	0.107	0.11	0.109	0.106	0.017						

Mode	Modulation	Frequency (MHz)	Channel	RB Size	RB Offset	Test position	Test distance	Measured 1g SAR (W/kg)	Average Value of Time Sweep (W/kg)																					
LTE Band 26	QPSK	821.5	26765	1	0	Front side	10mm	0.249	Auto-Tune(state 130)	1	4	7	10	13	16	19	22	25	28	31	34	37	40	43	46	49	52
									0.255	0.214	0.127	0.255	0.061	0.13	0.168	0.075	0.031	0.069	0.001	0.045	0.231	0.195	0.146	0.223	0.06	0.078	0.145
										55	58	61	64	67	70	73	76	79	82	85	88	91	94	97	100	103	106
										0.211	0.229	0.104	0.209	0.142	0.244	0.08	0.136	0.188	0.209	0.197	0.083	0.039	0.158	0.171	0.214	0.091	0.113
										109	112	115	118	121	124	127	130	133	136	139	142						
										0.112	0.218	0.251	0.193	0.021	0.087	0.017	0.255	0.052	0.055	0.044	0.248						

Unless otherwise stated the results shown in this test report refer only to the sample(s) tested and such sample(s) are retained for 90 days only.
除非另有說明，此報告結果僅對測試之樣品負責，同時此樣品僅保留90天。本報告未經本公司書面許可，不可部份複製。
This document is issued by the Company subject to its General Conditions of Service printed overleaf, available on request or accessible at http://www.sgs.com.tw/Terms-and-Conditions and for electronic format documents, subject to Terms and Conditions for Electronic Documents at http://www.sgs.com.tw/Terms-and-Conditions. Attention is drawn to the limitation of liability, indemnification and jurisdiction issues defined therein. Any holder of this document is advised that information contained hereon reflects the Company's findings at the time of its intervention only and within the limits of Client's instructions, if any. The Company's sole responsibility is to its Client and this document does not exonerate parties to a transaction from exercising all their rights and obligations under the transaction documents. This document cannot be reproduced except in full, without prior written approval of the Company. Any unauthorized alteration, forgery or falsification of the content or appearance of this document is unlawful and offenders may be prosecuted to the fullest extent of the law.

WWAN+WLAN camera

WWAN standalone (body-worn and Hotspot)

Mode	Modulation	Frequency (MHz)	Channel	RB Size	RB Offset	Test position	Test distance	Measured 1g SAR (W/kg)	Average Value of Time Sweep (W/kg)																									
									Auto-Tune(state 78)	0	6	12	18	24	30	36	42	48	54	60	66	72	78	84	90	96	102	108	114	120	126	132	138
WCDMA B5	RMC 12.2 Kbps	846.6	4233	na	na	Front	10 mm	0.559	0.607	0.161	0.092	0.127	0.413	0.523	0.059	0.302	0.016	0.066	0.477	0.456	0.03	0.139	0.584	0.498	0.197	0.337	0.529	0.209	0.259	0.367	0.179	0.168	0.393
Mode	Modulation	Frequency (MHz)	Channel	RB Size	RB Offset	Test position	Test distance	Measured 1g SAR (W/kg)	Average Value of Time Sweep (W/kg)																									
									Auto-Tune(state 19)	1	7	13	19	25	31	37	43	49	55	61	67	73	79	85	91	97	103	109	115	121	127	133	139
LTE Band 12	QPSK	704	23060	1	0	Front	10 mm	0.195	0.208	0.086	0.174	0.122	0.205	0.109	0.199	0.179	0.088	0.116	0.025	0.022	0.049	0.192	0.116	0.03	0.176	0.085	0.048	0.044	0.204	0.12	0.142	0.004	0.079
Mode	Modulation	Frequency (MHz)	Channel	RB Size	RB Offset	Test position	Test distance	Measured 1g SAR (W/kg)	Average Value of Time Sweep (W/kg)																									
									Auto-Tune(state 104)	2	8	14	20	26	32	38	44	50	56	62	68	74	80	86	92	98	104	110	116	122	128	134	140
LTE Band 13	QPSK	782	23230	1	0	Front	10 mm	0.332	0.352	0.254	0.311	0.231	0.12	0.159	0.024	0.325	0.047	0.108	0.28	0.069	0.038	0.001	0.334	0.13	0.075	0.242	0.342	0.197	0.044	0.323	0.108	0.319	0.302
Mode	Modulation	Frequency (MHz)	Channel	RB Size	RB Offset	Test position	Test distance	Measured 1g SAR (W/kg)	Average Value of Time Sweep (W/kg)																									
									Auto-Tune(state 81)	3	9	15	21	27	33	39	45	51	57	63	69	75	81	87	93	99	105	111	117	123	129	135	141
LTE Band 26	QPSK	821.5	26765	1	0	Front	10 mm	0.401	0.426	0.272	0.392	0.287	0.242	0.137	0.237	0.086	0.156	0.224	0.28	0.341	0.101	0.081	0.42	0.096	0.355	0.044	0.088	0.15	0.25	0.419	0.069	0.1	0.388
Mode	Modulation	Frequency (MHz)	Channel	RB Size	RB Offset	Test position	Test distance	Measured 1g SAR (W/kg)	Average Value of Time Sweep (W/kg)																									
									Auto-Tune(state 26)	5	11	17	23	29	35	41	47	53	59	65	71	77	83	89	95	101	107	113	119	125	131	137	143
LTE Band 71	QPSK	673	133222	1	0	Front	10 mm	0.197	0.211	0.117	0.137	0.198	0.209	0.206	0.21	0.081	0.095	0.129	0.17	0.047	0.13	0.182	0.128	0.075	0.019	0.073	0.03	0.125	0.126	0.186	0.172	0.025	0.129

ENDC (body-worn and Hotspot)

Mode	Modulation	Frequency (MHz)	Channel	RB Size	RB Offset	Test position	Test distance	Measured 1g SAR (W/kg)	Average Value of Time Sweep (W/kg)																									
									Auto-Tune(state 120)	0	4	8	12	16	20	24	28	32	36	40	44	48	52	56	60	64	68							
LTE Band 5	QPSK	829	20450	1	0	Front	10mm	0.148	0.148	0.139	0.113	0.108	0.116	0.055	0.07	0.025	0.131	0.138	0.146	0.052	0.001	0.063	0.039	0.021	0.084	0.043	0.013							
										72	76	80	84	88	92	96	100	104	108	112	116	120	124	128	132	136	140							
										0.14	0.053	0.041	0.071	0.127	0.084	0.041	0.133	0.109	0.134	0.068	0.089	0.148	0.026	0.094	0.103	0.127	0.12							
Mode	Modulation	Frequency (MHz)	Channel	RB Size	RB Offset	Test position	Test distance	Measured 1g SAR (W/kg)	Average Value of Time Sweep (W/kg)																									
									Auto-Tune(state 21)	1	5	9	13	17	21	25	29	33	37	41	45	49	53	57	61	65	69							
LTE Band 12	QPSK	704	23060	1	0	Front	10mm	0.248	0.27	0.01	0.241	0.001	0.248	0.198	0.266	0.178	0.005	0.137	0.008	0.028	0.22	0.148	0.255	0.251	0.013	0.052	0.021							
										73	77	81	85	89	93	97	101	105	109	113	117	121	125	129	133	137	141							
										0.016	0.074	0.237	0.218	0.121	0.132	0.198	0.169	0.139	0.045	0.055	0.162	0.165	0.027	0.013	0.178	0.114	0.108							
Mode	Modulation	Frequency (MHz)	Channel	RB Size	RB Offset	Test position	Test distance	Measured 1g SAR (W/kg)	Average Value of Time Sweep (W/kg)																									
									Auto-Tune(state 10	2	6	10	14	18	22	26	30	34	38	42	46	50	54	58	62	66	70							
FR1 n5	QPSK	836.5	167300	1	53	Front	10mm	0.08	0.0869	0.009	0.0609	0.0839	0.0769	0.0309	0.0829	0.0579	0.0499	0.0319	0.0229	0.0479	0.0269	0.0759	0.0369	0.0659	0.0299	0.0599	0.0389							
										74	78	82	86	90	94	98	102	106	110	114	118	122	126	130	134	138	142							
										0.0179	0.0339	0.0709	0.0339	0.0689	0.0829	0.0329	0.0179	0.0379	0.0259	0.0499	0.0299	0.0419	0.0319	0.0289	0.0299	0.0789	0.0329							
Mode	Modulation	Frequency (MHz)	Channel	RB Size	RB Offset	Test position	Test distance	Measured 1g SAR (W/kg)	Average Value of Time Sweep (W/kg)																									
									Auto-Tune(state 107)	3	7	11	15	19	23	27	31	35	39	43	47	51	55	59	63	67	71							
FR1 n71	QPSK	673	134600	1	1	Front	10mm	0.026	0.0285	0.0095	0.0195	0.0215	0.0045	0.0195	0.0085	0.0125	0.0245	0.0055	0.0015	0.0265	0.0245	0.0265	0.0145	0.0205	0.0035	0.0075	0.0135							
										75	79	83	87	91	95	99	103	107	111	115	119	123	127	131	135	139	143							
										0.0125	0.0075	0.0185	0.0105	0.0175	0.0095	0.0025	0.0135	0.0275	0.0085	0.0075	0.0155	0.0195	0.0245	0.0225	0.0055	0.0265	0.0145							

Inter ULCA (body-worn and Hotspot)

Mode	Modulation	Frequency (MHz)	Channel	RB Size	RB Offset	Test position	Test distance	Measured 1g SAR (W/kg)	Average Value of Time Sweep (W/kg)																									
									Auto-Tune(state 114)	0	3	6	9	12	15	18	21	24	27	30	33	36	39	42	45	48	51							
LTE Band 12	QPSK	704	23060	1	0	Front side	10mm	0.142	0.148	0.088	0.003	0.132	0.135	0.018	0.032	0.115	0.08	0.063	0.138	0.1	0.134	0.079	0.046	0.113	0.069	0.02	0.043							
										54	57	60	63	66	69	72	75	78	81	84	87	90	93	96	99	102	105							
										0.056	0.135	0.019	0.13	0.046	0.057	0.11	0.021	0.085	0.078	0.035	0.054	0.102	0.012	0.057	0.002	0.009	0.141							
										108	111	114	117	120	123	126	129	132	135	138	141													
										0.101	0.112	0.143	0.083	0.122	0.006	0.01	0.107	0.11	0.109	0.106	0.017													
Mode	Modulation	Frequency (MHz)	Channel	RB Size	RB Offset	Test position	Test distance	Measured 1g SAR (W/kg)	Average Value of Time Sweep (W/kg)																									
									Auto-Tune(state7)	1	4	7	10	13	16	19	22	25	28	31	34	37	40	43	46	49	52							
LTE Band 26	QPSK	821.5	26765	1	0	Front side	10mm	0.249	0.255	0.214	0.127	0.255	0.061	0.13	0.168	0.075	0.031	0.069	0.001	0.045	0.231	0.195	0.146	0.223	0.06	0.078	0.145							
										55	58	61	64	67	70	73	76	79	82	85	88	91	94	97	100	103	106							
										0.211	0.229	0.104	0.209	0.142	0.244	0.08	0.136	0.188	0.209	0.197	0.083	0.039	0.158	0.171	0.214	0.091	0.113							
										109	112	115	118	121	124	127	130	133	136	139	142													
										0.112	0.218	0.251	0.193	0.021	0.087	0.017	0.255	0.052	0.055	0.044	0.248													

WWAN+WLAN normal

WWAN standalone (body-worn and Hotspot)

Mode	Modulation	Frequency (MHz)	Channel	RB Size	RB Offset	Test position	Test distance	Measured 1g SAR (W/kg)	Average Value of Time Sweep (W/kg)																									
									Auto-Tune(state 120)	0	6	12	18	24	30	36	42	48	54	60	66	72	78	84	90	96	102	108	114	120	126	132	138
WCDMA B5	RMC 12.2 Kbps	846.6	4233	na	na	Front	10 mm	0.517	0.56	0.233	0.334	0.074	0.032	0.4	0.182	0.511	0.023	0.446	0.077	0.242	0.184	0.099	0.545	0.105	0.397	0.15	0.257	0.378	0.335	0.554	0.055	0.129	0.072
Mode	Modulation	Frequency (MHz)	Channel	RB Size	RB Offset	Test position	Test distance	Measured 1g SAR (W/kg)	Average Value of Time Sweep (W/kg)																									
									Auto-Tune(state 19)	1	7	13	19	25	31	37	43	49	55	61	67	73	79	85	91	97	103	109	115	121	127	133	139
LTE Band 12	QPSK	704	23060	1	0	Front	10 mm	0.195	0.208	0.086	0.174	0.122	0.205	0.109	0.199	0.179	0.088	0.116	0.025	0.022	0.049	0.192	0.116	0.03	0.176	0.085	0.048	0.044	0.204	0.12	0.142	0.004	0.079
Mode	Modulation	Frequency (MHz)	Channel	RB Size	RB Offset	Test position	Test distance	Measured 1g SAR (W/kg)	Average Value of Time Sweep (W/kg)																									
									Auto-Tune(state 104)	2	8	14	20	26	32	38	44	50	56	62	68	74	80	86	92	98	104	110	116	122	128	134	140
LTE Band 13	QPSK	782	23230	1	0	Front	10 mm	0.332	0.352	0.254	0.311	0.231	0.12	0.159	0.024	0.325	0.047	0.108	0.28	0.069	0.038	0.001	0.334	0.13	0.075	0.242	0.342	0.197	0.044	0.323	0.108	0.319	0.302
Mode	Modulation	Frequency (MHz)	Channel	RB Size	RB Offset	Test position	Test distance	Measured 1g SAR (W/kg)	Average Value of Time Sweep (W/kg)																									
									Auto-Tune(state 81)	3	9	15	21	27	33	39	45	51	57	63	69	75	81	87	93	99	105	111	117	123	129	135	141
LTE Band 26	QPSK	821.5	26765	1	0	Front	10 mm	0.401	0.426	0.272	0.392	0.287	0.242	0.137	0.237	0.086	0.156	0.224	0.28	0.341	0.101	0.081	0.42	0.096	0.355	0.044	0.088	0.15	0.25	0.419	0.069	0.1	0.388
Mode	Modulation	Frequency (MHz)	Channel	RB Size	RB Offset	Test position	Test distance	Measured 1g SAR (W/kg)	Average Value of Time Sweep (W/kg)																									
									Auto-Tune(state 26)	5	11	17	23	29	35	41	47	53	59	65	71	77	83	89	95	101	107	113	119	125	131	137	143
LTE Band 71	QPSK	673	133222	1	0	Front	10 mm	0.197	0.211	0.117	0.137	0.198	0.209	0.206	0.21	0.081	0.095	0.129	0.17	0.047	0.13	0.182	0.128	0.075	0.019	0.073	0.03	0.125	0.126	0.186	0.172	0.025	0.129

ENDC (body-worn and Hotspot)

Mode	Modulation	Frequency (MHz)	Channel	RB Size	RB Offset	Test position	Test distance	Measured 1g SAR (W/kg)	Average Value of Time Sweep (W/kg)																									
									Auto-Tune(state 48)	0	4	8	12	16	20	24	28	32	36	40	44	48	52	56	60	64	68							
LTE Band 5	QPSK	829	20450	1	0	Front	10mm	0.189	0.192	0.174	0.176	0.046	0.152	0.056	0.065	0.035	0.101	0.08	0.057	0.046	0.05	0.179	0.125	0.144	0.176	0.047	0.079							
										72	76	80	84	88	92	96	100	104	108	112	116	120	124	128	132	136	140							
										0.17	0.109	0.029	0.061	0.089	0.114	0.001	0.077	0.09	0.011	0.164	0.068	0.098	0.066	0.171	0.165	0.016	0.113							
Mode	Modulation	Frequency (MHz)	Channel	RB Size	RB Offset	Test position	Test distance	Measured 1g SAR (W/kg)	Average Value of Time Sweep (W/kg)																									
									Auto-Tune(state 117)	1	5	9	13	17	21	25	29	33	37	41	45	49	53	57	61	65	69							
LTE Band 12	QPSK	704	23060	1	0	Front	10mm	0.195	0.208	0.149	0.033	0.082	0.116	0.137	0.18	0.02	0.031	0.032	0.003	0.183	0.041	0.16	0.166	0.058	0.158	0.119	0.162							
										73	77	81	85	89	93	97	101	105	109	113	117	121	125	129	133	137	141							
										0.111	0.164	0.135	0.061	0.073	0.026	0.09	0.097	0.192	0.085	0.002	0.204	0.039	0.001	0.025	0.063	0.146	0.034							
Mode	Modulation	Frequency (MHz)	Channel	RB Size	RB Offset	Test position	Test distance	Measured 1g SAR (W/kg)	Average Value of Time Sweep (W/kg)																									
									Auto-Tune(state 10)	2	6	10	14	18	22	26	30	34	38	42	46	50	54	58	62	66	70							
FR1 n5	QPSK	836.5	167300	1	53	Front	10mm	0.08	0.0869	0.009	0.0609	0.0839	0.0769	0.0309	0.0829	0.0579	0.0499	0.0319	0.0229	0.0479	0.0269	0.0759	0.0369	0.0659	0.0299	0.0599	0.0389							
										74	78	82	86	90	94	98	102	106	110	114	118	122	126	130	134	138	142							
										0.0179	0.0339	0.0709	0.0339	0.0689	0.0829	0.0329	0.0179	0.0379	0.0259	0.0499	0.0299	0.0419	0.0319	0.0289	0.0299	0.0789	0.0329							
Mode	Modulation	Frequency (MHz)	Channel	RB Size	RB Offset	Test position	Test distance	Measured 1g SAR (W/kg)	Average Value of Time Sweep (W/kg)																									
									Auto-Tune(state 107)	3	7	11	15	19	23	27	31	35	39	43	47	51	55	59	63	67	71							
FR1 n71	QPSK	673	134600	1	1	Front	10mm	0.026	0.0285	0.0095	0.0195	0.0215	0.0045	0.0195	0.0085	0.0125	0.0245	0.0055	0.0015	0.0265	0.0245	0.0265	0.0145	0.0205	0.0035	0.0075	0.0135							
										75	79	83	87	91	95	99	103	107	111	115	119	123	127	131	135	139	143							
										0.0125	0.0075	0.0185	0.0105	0.0175	0.0095	0.0025	0.0135	0.0275	0.0085	0.0075	0.0155	0.0195	0.0245	0.0225	0.0055	0.0265	0.0145							

Unless otherwise stated the results shown in this test report refer only to the sample(s) tested and such sample(s) are retained for 90 days only.
除非另有說明，此報告結果僅對測試之樣品負責，同時此樣品僅保留90天。本報告未經本公司書面許可，不可部份複製。
This document is issued by the Company subject to its General Conditions of Service printed overleaf, available on request or accessible at http://www.sgs.com.tw/Terms-and-Conditions and for electronic format documents, subject to Terms and Conditions for Electronic Documents at http://www.sgs.com.tw/Terms-and-Conditions. Attention is drawn to the limitation of liability, indemnification and jurisdiction issues defined therein. Any holder of this document is advised that information contained hereon reflects the Company's findings at the time of its intervention only and within the limits of Client's instructions, if any. The Company's sole responsibility is to its Client and this document does not exonerate parties to a transaction from exercising all their rights and obligations under the transaction documents. This document cannot be reproduced except in full, without prior written approval of the Company. Any unauthorized alteration, forgery or falsification of the content or appearance of this document is unlawful and offenders may be prosecuted to the fullest extent of the law.

Inter ULCA (body-worn and Hotspot)

Mode	Modulation	Frequency (MHz)	Channel	RB Size	RB Offset	Test position	Test distance	Measured 1g SAR (W/kg)	Average Value of Time Sweep (W/kg)																			
									Auto-Tune(state 114)	0	3	6	9	12	15	18	21	24	27	30	33	36	39	42	45	48	51
LTE Band 12	QPSK	704	23060	1	0	Front side	10mm	0.142	0.148	0.088	0.003	0.132	0.135	0.018	0.032	0.115	0.08	0.063	0.138	0.1	0.134	0.079	0.046	0.113	0.069	0.02	0.043
										54	57	60	63	66	69	72	75	78	81	84	87	90	93	96	99	102	105
										0.056	0.135	0.019	0.13	0.046	0.057	0.11	0.021	0.085	0.078	0.035	0.054	0.102	0.012	0.057	0.002	0.009	0.141
										108	111	114	117	120	123	126	129	132	135	138	141						
										0.101	0.112	0.143	0.083	0.122	0.006	0.01	0.107	0.11	0.109	0.106	0.017						

Mode	Modulation	Frequency (MHz)	Channel	RB Size	RB Offset	Test position	Test distance	Measured 1g SAR (W/kg)	Average Value of Time Sweep (W/kg)																			
									Auto-Tune(state 7)	1	4	7	10	13	16	19	22	25	28	31	34	37	40	43	46	49	52
LTE Band 26	QPSK	821.5	26765	1	0	Front side	10mm	0.249	0.255	0.214	0.127	0.255	0.061	0.13	0.168	0.075	0.031	0.069	0.001	0.045	0.231	0.195	0.146	0.223	0.06	0.078	0.145
										55	58	61	64	67	70	73	76	79	82	85	88	91	94	97	100	103	106
										0.211	0.229	0.104	0.209	0.142	0.244	0.08	0.136	0.188	0.209	0.197	0.083	0.039	0.158	0.171	0.214	0.091	0.113
										109	112	115	118	121	124	127	130	133	136	139	142						
										0.112	0.218	0.251	0.193	0.021	0.087	0.017	0.255	0.052	0.055	0.044	0.248						

WWAN+WLAN gaming

WWAN standalone (body-worn and Hotspot)

Mode	Modulation	Frequency (MHz)	Channel	RB Size	RB Offset	Test position	Test distance	Measured 1g SAR (W/kg)	Average Value of Time Sweep (W/kg)																									
									Auto-Tune(state 120)	0	6	12	18	24	30	36	42	48	54	60	66	72	78	84	90	96	102	108	114	120	126	132	138
WCDMA B5	RMC 12.2 Kbps	846.6	4233	na	na	Front	10 mm	0.517	0.56	0.233	0.334	0.074	0.032	0.4	0.182	0.511	0.023	0.446	0.077	0.242	0.184	0.099	0.545	0.105	0.397	0.15	0.257	0.378	0.335	0.554	0.055	0.129	0.072
Mode	Modulation	Frequency (MHz)	Channel	RB Size	RB Offset	Test position	Test distance	Measured 1g SAR (W/kg)	Average Value of Time Sweep (W/kg)																									
									Auto-Tune(state 19)	1	7	13	19	25	31	37	43	49	55	61	67	73	79	85	91	97	103	109	115	121	127	133	139
LTE Band 12	QPSK	704	23060	1	0	Front	10 mm	0.195	0.208	0.086	0.174	0.122	0.205	0.109	0.199	0.179	0.088	0.116	0.025	0.022	0.049	0.192	0.116	0.03	0.176	0.085	0.048	0.044	0.204	0.12	0.142	0.004	0.079
Mode	Modulation	Frequency (MHz)	Channel	RB Size	RB Offset	Test position	Test distance	Measured 1g SAR (W/kg)	Average Value of Time Sweep (W/kg)																									
									Auto-Tune(state 104)	2	8	14	20	26	32	38	44	50	56	62	68	74	80	86	92	98	104	110	116	122	128	134	140
LTE Band 13	QPSK	782	23230	1	0	Front	10 mm	0.332	0.352	0.254	0.311	0.231	0.12	0.159	0.024	0.325	0.047	0.108	0.28	0.069	0.038	0.001	0.334	0.12	0.075	0.242	0.342	0.197	0.044	0.323	0.108	0.319	0.302
Mode	Modulation	Frequency (MHz)	Channel	RB Size	RB Offset	Test position	Test distance	Measured 1g SAR (W/kg)	Average Value of Time Sweep (W/kg)																									
									Auto-Tune(state 81)	3	9	15	21	27	33	39	45	51	57	63	69	75	81	87	93	99	105	111	117	123	129	135	141
LTE Band 26	QPSK	821.5	26765	1	0	Front	10 mm	0.401	0.426	0.272	0.392	0.287	0.242	0.137	0.237	0.086	0.156	0.224	0.28	0.341	0.101	0.081	0.42	0.096	0.355	0.044	0.088	0.15	0.25	0.419	0.069	0.1	0.388
Mode	Modulation	Frequency (MHz)	Channel	RB Size	RB Offset	Test position	Test distance	Measured 1g SAR (W/kg)	Average Value of Time Sweep (W/kg)																									
									Auto-Tune(state 35)	5	11	17	23	29	35	41	47	53	59	65	71	77	83	89	95	101	107	113	119	125	131	137	143
LTE Band 71	QPSK	673	133222	1	0	Front	10 mm	0.197	0.211	0.117	0.137	0.198	0.209	0.206	0.21	0.081	0.095	0.129	0.17	0.047	0.13	0.182	0.128	0.075	0.019	0.073	0.03	0.125	0.126	0.186	0.172	0.025	0.128

ENDC (body-worn and Hotspot)

Mode	Modulation	Frequency (MHz)	Channel	RB Size	RB Offset	Test position	Test distance	Measured 1g SAR (W/kg)	Average Value of Time Sweep (W/kg)																			
									Auto-Tune(state 52)	0	4	8	12	16	20	24	28	32	36	40	44	48	52	56	60	64	68
LTE Band 5	QPSK	829	20450	1	0	Front	10mm	0.206	0.21	0.077	0.002	0.009	0.09	0.07	0.129	0.124	0.169	0.124	0.09	0.156	0.177	0.012	0.208	0.016	0.053	0.1	0.056
										72	76	80	84	88	92	96	100	104	108	112	116	120	124	128	132	136	140
										0.028	0.143	0.127	0.179	0.128	0.164	0.202	0.031	0.117	0.042	0.115	0.206	0.112	0.008	0.09	0.115	0.118	0.193

Mode	Modulation	Frequency (MHz)	Channel	RB Size	RB Offset	Test position	Test distance	Measured 1g SAR (W/kg)	Average Value of Time Sweep (W/kg)																			
									Auto-Tune(state 117)	1	5	9	13	17	21	25	29	33	37	41	45	49	53	57	61	65	69
LTE Band 12	QPSK	704	23060	1	0	Front	10mm	0.195	0.208	0.149	0.033	0.082	0.116	0.137	0.18	0.02	0.031	0.032	0.003	0.183	0.041	0.16	0.166	0.058	0.158	0.119	0.162
										73	77	81	85	89	93	97	101	105	109	113	117	121	125	129	133	137	141
										0.111	0.164	0.135	0.061	0.073	0.026	0.09	0.097	0.192	0.085	0.002	0.204	0.039	0.001	0.025	0.063	0.146	0.034

Mode	Modulation	Frequency (MHz)	Channel	RB Size	RB Offset	Test position	Test distance	Measured 1g SAR (W/kg)	Average Value of Time Sweep (W/kg)																			
									Auto-Tune(state 10)	2	6	10	14	18	22	26	30	34	38	42	46	50	54	58	62	66	70
FR1 n5	QPSK	836.5	167300	1	53	Front	10mm	0.08	0.0869	0.009	0.0609	0.0839	0.0769	0.0309	0.0829	0.0579	0.0499	0.0319	0.0229	0.0479	0.0269	0.0759	0.0369	0.0659	0.0299	0.0599	0.0389
										74	78	82	86	90	94	98	102	106	110	114	118	122	126	130	134	138	142
										0.0179	0.0339	0.0709	0.0339	0.0689	0.0829	0.0329	0.0179	0.0379	0.0259	0.0499	0.0299	0.0419	0.0319	0.0289	0.0299	0.0789	0.0329

Mode	Modulation	Frequency (MHz)	Channel	RB Size	RB Offset	Test position	Test distance	Measured 1g SAR (W/kg)	Average Value of Time Sweep (W/kg)																			
									Auto-Tune(state 107)	3	7	11	15	19	23	27	31	35	39	43	47	51	55	59	63	67	71
FR1 n71	QPSK	673	134600	1	1	Front	10mm	0.026	0.0285	0.0095	0.0195	0.0215	0.0045	0.0195	0.0085	0.0125	0.0245	0.0055	0.0015	0.0265	0.0245	0.0265	0.0145	0.0205	0.0035	0.0075	0.0135
										75	79	83	87	91	95	99	103	107	111	115	119	123	127	131	135	139	143
										0.0125	0.0075	0.0185	0.0105	0.0175	0.0095	0.0025	0.0135	0.0275	0.0085	0.0075	0.0155	0.0195	0.0245	0.0225	0.0055	0.0265	0.0145

Inter ULCA (body-worn and Hotspot)

Mode	Modulation	Frequency (MHz)	Channel	RB Size	RB Offset	Test position	Test distance	Measured 1g SAR (W/kg)	Average Value of Time Sweep (W/kg)																			
									Auto-Tune(state 114)	0	3	6	9	12	15	18	21	24	27	30	33	36	39	42	45	48	51
LTE Band 12	QPSK	704	23060	1	0	Front side	10mm	0.142	0.148	0.088	0.003	0.132	0.135	0.018	0.032	0.115	0.08	0.063	0.138	0.1	0.134	0.079	0.046	0.113	0.069	0.02	0.043
										54	57	60	63	66	69	72	75	78	81	84	87	90	93	96	99	102	105
										0.056	0.135	0.019	0.13	0.046	0.057	0.11	0.021	0.085	0.078	0.035	0.054	0.102	0.012	0.057	0.002	0.009	0.141
										108	111	114	117	120	123	126	129	132	135	138	141						
										0.101	0.112	0.143	0.083	0.122	0.006	0.01	0.107	0.11	0.109	0.106	0.017						

Mode	Modulation	Frequency (MHz)	Channel	RB Size	RB Offset	Test position	Test distance	Measured 1g SAR (W/kg)	Average Value of Time Sweep (W/kg)																			
									Auto-Tune(state 7)	1	4	7	10	13	16	19	22	25	28	31	34	37	40	43	46	49	52
LTE Band 26	QPSK	821.5	26765	1	0	Front side	10mm	0.249	0.255	0.214	0.127	0.255	0.061	0.13	0.168	0.075	0.031	0.069	0.001	0.045	0.231	0.195	0.146	0.223	0.06	0.078	0.145
										55	58	61	64	67	70	73	76	79	82	85	88	91	94	97	100	103	106
										0.211	0.229	0.104	0.209	0.142	0.244	0.08	0.136	0.188	0.209	0.197	0.083	0.039	0.158	0.171	0.214	0.091	0.113
										109	112	115	118	121	124	127	130	133	136	139	142						
										0.112	0.218	0.251	0.193	0.021	0.087	0.017	0.255	0.052	0.055	0.044	0.248						

Unless otherwise stated the results shown in this test report refer only to the sample(s) tested and such sample(s) are retained for 90 days only.
除非另有說明，此報告結果僅對測試之樣品負責，同時此樣品僅保留90天。本報告未經本公司書面許可，不可部份複製。
This document is issued by the Company subject to its General Conditions of Service printed overleaf, available on request or accessible at http://www.sgs.com.tw/Terms-and-Conditions and for electronic format documents, subject to Terms and Conditions for Electronic Documents at http://www.sgs.com.tw/Terms-and-Conditions. Attention is drawn to the limitation of liability, indemnification and jurisdiction issues defined therein. Any holder of this document is advised that information contained hereon reflects the Company's findings at the time of its intervention only and within the limits of Client's instructions, if any. The Company's sole responsibility is to its Client and this document does not exonerate parties to a transaction from exercising all their rights and obligations under the transaction documents. This document cannot be reproduced except in full, without prior written approval of the Company. Any unauthorized alteration, forgery or falsification of the content or appearance of this document is unlawful and offenders may be prosecuted to the fullest extent of the law.

2.5 Supplemental Product specific 10-g SAR results

WWAN only

WWAN

Mode	Modulation	Frequency (MHz)	Channel	RB Size	RB Offset	Test position	Test distance	Measured 10g SAR (W/kg)	Average Value of Time Sweep (W/kg)																											
									Auto-Tune(state 108)	0	6	12	18	24	30	36	42	48	54	60	66	72	78	84	90	96	102	108	114	120	126	132	138
WCDMA B5	RMC 12.2 Kbps	846.6	4233	na	na	Front	0mm	1.16	3.63	2.3	1.7	1.72	0.644	0.433	0.655	0.412	0.662	0.538	2.49	2.05	2.04	1.92	2.06	1.65	1.72	2.81	2.85	3.41	0.299	0.545	0.802	1.2	1.24
Mode	Modulation	Frequency (MHz)	Channel	RB Size	RB Offset	Test position	Test distance	Measured 10g SAR (W/kg)	Average Value of Time Sweep (W/kg)																											
									Auto-Tune(state 115)	1	7	13	19	25	31	37	43	49	55	61	67	73	79	85	91	97	103	109	115	121	127	133	139
LTE Band 12	QPSK	704	23090	1	0	Front	0mm	0.702	2.28	1.45	1.431	0.354	0.64	1.77	0.93	0.402	1.97	0.598	0.73	1.16	0.825	1	0.777	0.291	0.18	0.22	0.623	2.05	2.15	0.416	1.71	1.06	0.98
Mode	Modulation	Frequency (MHz)	Channel	RB Size	RB Offset	Test position	Test distance	Measured 10g SAR (W/kg)	Average Value of Time Sweep (W/kg)																											
									Auto-Tune(state 116)	2	8	14	20	26	32	38	44	50	56	62	68	74	80	86	92	98	104	110	116	122	128	134	140
LTE Band 13	QPSK	782	23230	1	0	Front	0mm	0.845	2.74	1.01	2.09	2.2	0.657	1.5	2.17	1.23	1.49	0.871	1.71	0.82	1.17	1.99	0.6	2.2	1.46	0.702	2.5	1.55	2.72	1.88	0.732	0.903	1.63
Mode	Modulation	Frequency (MHz)	Channel	RB Size	RB Offset	Test position	Test distance	Measured 10g SAR (W/kg)	Average Value of Time Sweep (W/kg)																											
									Auto-Tune(state 93)	3	9	15	21	27	33	39	45	51	57	63	69	75	81	87	93	99	105	111	117	123	129	135	141
LTE Band 26	QPSK	821.5	26765	1	0	Front	0mm	1.22	3.74	1.79	1.61	2.38	1.65	0.379	0.261	0.276	0.14	0.62	0.736	0.252	0.152	2.31	2.26	1.93	3.12	2.88	2.72	2.79	0.57	0.155	0.242	0.424	0.85
Mode	Modulation	Frequency (MHz)	Channel	RB Size	RB Offset	Test position	Test distance	Measured 10g SAR (W/kg)	Average Value of Time Sweep (W/kg)																											
									Auto-Tune(state 29)	5	11	17	23	29	35	41	47	53	59	65	71	77	83	89	95	101	107	113	119	125	131	137	143
LTE Band 71	QPSK	673	133222	1	0	Front	0mm	0.543	1.76	0.321	0.925	0.85	0.51	1.75	1.51	1.12	1.08	0.307	0.128	1.38	1.42	1.14	1.61	1.1	1.3	1.74	1.22	0.943	0.256	0.313	0.777	0.247	0.453

Band	WCDMA V		
Mode	RMC 12.2 Kbps		
Position	Front		
Distance (mm)	0mm		
Frequency (MHz)	846.6		
Channel	4233		
Measured 10g SAR	1.16		
Average Value of Time Sweep			
Marker value	**Maximum**	**Marker value**	**Maximum**
Auto-Tune	3.630		
State 0	2.310	State 72	1.950
State 1	1.830	State 73	1.940
State 2	1.620	State 74	2.060
State 3	1.840	State 75	2.070
State 4	2.320	State 76	2.130
State 5	2.310	State 77	2.070
State 6	1.730	State 78	2.060
State 7	2.500	State 79	1.900
State 8	2.220	State 80	2.130
State 9	1.570	State 81	2.070
State 10	2.220	State 82	1.730
State 11	2.360	State 83	1.900
State 12	1.750	State 84	1.670
State 13	2.610	State 85	1.820
State 14	1.940	State 86	1.600
State 15	1.770	State 87	1.970
State 16	1.960	State 88	1.590
State 17	1.800	State 89	1.740
State 18	0.644	State 90	1.730
State 19	0.421	State 91	3.150
State 20	0.554	State 92	2.910
State 21	0.499	State 93	3.210
State 22	0.558	State 94	2.640
State 23	0.635	State 95	3.030
State 24	0.435	State 96	2.850
State 25	0.623	State 97	2.880
State 26	0.271	State 98	2.830
State 27	0.350	State 99	2.910
State 28	0.671	State 100	3.330
State 29	0.889	State 101	3.000
State 30	0.663	State 102	2.870
State 31	0.786	State 103	2.810
State 32	0.807	State 104	3.010
State 33	0.409	State 105	2.990
State 34	0.840	State 106	3.130
State 35	0.350	State 107	3.200
State 36	0.440	State 108	3.440
State 37	0.410	State 109	0.354
State 38	0.380	State 110	0.309
State 39	0.610	State 111	0.650
State 40	1.060	State 112	0.743
State 41	0.880	State 113	0.542
State 42	0.700	State 114	0.327
State 43	0.830	State 115	0.699
State 44	0.860	State 116	0.445
State 45	0.880	State 117	0.683
State 46	1.150	State 118	0.548
State 47	0.910	State 119	0.673
State 48	0.540	State 120	0.583
State 49	0.630	State 121	0.622
State 50	0.870	State 122	0.725
State 51	0.380	State 123	0.883
State 52	1.040	State 124	0.712
State 53	0.880	State 125	0.638
State 54	2.510	State 126	0.814
State 55	2.650	State 127	0.710
State 56	2.540	State 128	0.410
State 57	2.190	State 129	0.720
State 58	2.220	State 130	1.300
State 59	1.990	State 131	1.010
State 60	2.090	State 132	1.200
State 61	2.540	State 133	0.730
State 62	2.140	State 134	0.690
State 63	2.290	State 135	1.350
State 64	2.370	State 136	1.280
State 65	2.610	State 137	0.840
State 66	2.080	State 138	1.270
State 67	2.280	State 139	0.580
State 68	2.380	State 140	0.510
State 69	2.060	State 141	1.130
State 70	2.440	State 142	0.350
State 71	2.120	State 143	0.560

Band	LTE Band 26		
Mode	QPSK BW15, 1/0 RB		
Position	Front		
Distance (mm)	0mm		
Frequency (MHz)	821.5		
Channel	26765		
Measured 10g SAR	1.22		
Average Value of Time Sweep			
Marker value	**Maximum**	**Marker value**	**Maximum**
Auto-Tune	3.740		
State 0	2.490	State 72	2.010
State 1	1.910	State 73	2.050
State 2	1.760	State 74	2.240
State 3	1.890	State 75	2.190
State 4	2.440	State 76	2.230
State 5	2.330	State 77	2.110
State 6	1.860	State 78	2.190
State 7	2.550	State 79	2.070
State 8	2.380	State 80	2.170
State 9	1.750	State 81	2.190
State 10	2.400	State 82	1.870
State 11	2.530	State 83	1.930
State 12	1.850	State 84	1.780
State 13	2.640	State 85	1.930
State 14	2.030	State 86	1.760
State 15	1.820	State 87	2.110
State 16	1.970	State 88	1.750
State 17	1.950	State 89	1.850
State 18	0.724	State 90	1.770
State 19	0.481	State 91	3.220
State 20	0.734	State 92	2.990
State 21	0.549	State 93	3.280
State 22	0.678	State 94	2.810
State 23	0.685	State 95	3.040
State 24	0.535	State 96	2.890
State 25	0.693	State 97	2.950
State 26	0.411	State 98	3.000
State 27	0.330	State 99	2.860
State 28	0.601	State 100	3.180
State 29	0.709	State 101	2.980
State 30	0.593	State 102	2.780
State 31	0.606	State 103	2.740
State 32	0.687	State 104	2.820
State 33	0.359	State 105	2.800
State 34	0.700	State 106	2.980
State 35	0.350	State 107	3.110
State 36	0.330	State 108	2.840
State 37	0.390	State 109	0.284
State 38	0.320	State 110	0.269
State 39	0.530	State 111	0.580
State 40	0.880	State 112	0.573
State 41	0.840	State 113	0.442
State 42	0.640	State 114	0.287
State 43	0.810	State 115	0.659
State 44	0.850	State 116	0.315
State 45	0.730	State 117	0.503
State 46	0.970	State 118	0.418
State 47	0.860	State 119	0.563
State 48	0.520	State 120	0.513
State 49	0.590	State 121	0.462
State 50	0.850	State 122	0.715
State 51	0.320	State 123	0.733
State 52	0.970	State 124	0.612
State 53	0.700	State 125	0.618
State 54	2.390	State 126	0.654
State 55	2.460	State 127	0.530
State 56	2.420	State 128	0.290
State 57	2.050	State 129	0.570
State 58	2.040	State 130	1.150
State 59	1.990	State 131	0.930
State 60	2.050	State 132	1.170
State 61	2.380	State 133	0.660
State 62	2.090	State 134	0.590
State 63	2.120	State 135	1.190
State 64	2.230	State 136	1.220
State 65	2.450	State 137	0.660
State 66	1.980	State 138	1.240
State 67	2.110	State 139	0.430
State 68	2.200	State 140	0.390
State 69	1.950	State 141	1.040
State 70	2.250	State 142	0.250
State 71	2.090	State 143	0.400

Unless otherwise stated the results shown in this test report refer only to the sample(s) tested and such sample(s) are retained for 90 days only.
除非另有說明，此報告結果僅對測試之樣品負責，同時此樣品僅保留90天。本報告未經本公司書面許可，不可部份複製。
This document is issued by the Company subject to its General Conditions of Service printed overleaf, available on request or accessible at http://www.sgs.com.tw/Terms-and-Conditions and for electronic format documents, subject to Terms and Conditions for Electronic Documents at http://www.sgs.com.tw/Terms-and-Conditions. Attention is drawn to the limitation of liability, indemnification and jurisdiction issues defined therein. Any holder of this document is advised that information contained hereon reflects the Company's findings at the time of its intervention only and within the limits of Client's instructions, if any. The Company's sole responsibility is to its Client and this document does not exonerate parties to a transaction from exercising all their rights and obligations under the transaction documents. This document cannot be reproduced except in full, without prior written approval of the Company. Any unauthorized alteration, forgery or falsification of the content or appearance of this document is unlawful and offenders may be prosecuted to the fullest extent of the law.

ENDC

Mode	Modulation	Frequency (MHz)	Channel	RB Size	RB Offset	Test position	Test distance	Measured 10g SAR (W/kg)	Average Value of Time Sweep (W/kg)																				
									Auto-Tune (state 95)	0	5	10	15	20	25	30	35	40	45	50	55	60	65	70	75	80	85
LTE Band 12	QPSK	704	23060	1	0	Front	0mm	0.702	2.28	1.63	1.521	0.474	0.75	1.81	0.93	0.432	2.02	0.678	0.82	1.2	0.855	1.07	0.897	0.391	0.31	0.36	0.783
										90	95	100	105	110	115	120	125	130	135	140							
										2.15	2.21	0.556	1.89	1.24	1.04	1.19	1.2	0.97	0.974	0.928							

Mode	Modulation	Frequency (MHz)	Channel	RB Size	RB Offset	Test position	Test distance	Measured 10g SAR (W/kg)	Average Value of Time Sweep (W/kg)																				
									Auto-Tune (state 91)	1	6	11	16	21	26	31	36	41	46	51	56	61	66	71	76	81	86
LTE Band 26	QPSK	821.5	26765	1	0	Front	0mm	1.22	3.74	1.83	1.77	2.47	1.81	0.379	0.281	0.456	0.2	0.78	0.836	0.312	2.32	2.27	1.97	1.97	2.07	2.17	1.68
										91	96	101	106	111	116	121	126	131	136	141							
										3.15	2.88	2.91	2.92	0.57	0.195	0.432	0.604	0.86	1.16	0.922							

Mode	Modulation	Frequency (MHz)	Channel	RB Size	RB Offset	Test position	Test distance	Measured 10g SAR (W/kg)	Average Value of Time Sweep (W/kg)																				
									Auto-Tune (state 8)	3	8	13	18	23	28	33	38	43	48	53	58	63	68	73	78	83	88
FR1 n5	QPSK	836.5	167300	1	53	Front	0mm	0.196	0.637	0.52	0.635	0.562	0.372	0.323	0.262	0.559	0.266	0.551	0.427	0.515	0.542	0.49	0.298	0.26	0.468	0.518	0.242
										93	98	103	108	113	118	123	128	133	138	143							
										0.172	0.264	0.534	0.328	0.25	0.632	0.202	0.465	0.618	0.554	0.402							

Mode	Modulation	Frequency (MHz)	Channel	RB Size	RB Offset	Test position	Test distance	Measured 10g SAR (W/kg)	Average Value of Time Sweep (W/kg)																				
									Auto-Tune (state 99)	4	9	14	19	24	29	34	39	44	49	54	59	64	69	74	79	84	89
FR1 n71	QPSK	673	134600	1	1	Front	0mm	0.052	0.175	0.165	0.076	0.102	0.169	0.112	0.087	0.098	0.122	0.123	0.133	0.163	0.102	0.165	0.145	0.157	0.091	0.125	0.09
										94	99	104	109	114	119	124	129	134	139								
										0.164	0.173	0.077	0.095	0.151	0.098	0.166	0.109	0.081	0.085								

Unless otherwise stated the results shown in this test report refer only to the sample(s) tested and such sample(s) are retained for 90 days only.
除非另有說明，此報告結果僅對測試之樣品負責，同時此樣品僅保留90天。本報告未經本公司書面許可，不可部份複製。
This document is issued by the Company subject to its General Conditions of Service printed overleaf, available on request or accessible at http://www.sgs.com.tw/Terms-and-Conditions and for electronic format documents, subject to Terms and Conditions for Electronic Documents at http://www.sgs.com.tw/Terms-and-Conditions. Attention is drawn to the limitation of liability, indemnification and jurisdiction issues defined therein. Any holder of this document is advised that information contained hereon reflects the Company's findings at the time of its intervention only and within the limits of Client's instructions, if any. The Company's sole responsibility is to its Client and this document does not exonerate parties to a transaction from exercising all their rights and obligations under the transaction documents. This document cannot be reproduced except in full, without prior written approval of the Company. Any unauthorized alteration, forgery or falsification of the content or appearance of this document is unlawful and offenders may be prosecuted to the fullest extent of the law.

Band	LTE Band 26		
Mode	QPSK BW15, 1/0 RB		
Position	Front		
Distance (mm)	0mm		
Frequency (MHz)	821.5		
Channel	26765		
Measured 10g SAR	1.22		
Average Value of Time Sweep			
Marker value	**Maximum**	**Marker value**	**Maximum**
Auto-Tune	3.740		
State 0	2.490	State 72	2.010
State 1	1.910	State 73	2.050
State 2	1.760	State 74	2.240
State 3	1.890	State 75	2.190
State 4	2.440	State 76	2.230
State 5	2.330	State 77	2.110
State 6	1.860	State 78	2.190
State 7	2.550	State 79	2.070
State 8	2.380	State 80	2.170
State 9	1.750	State 81	2.190
State 10	2.400	State 82	1.870
State 11	2.530	State 83	1.930
State 12	1.850	State 84	1.780
State 13	2.640	State 85	1.930
State 14	2.030	State 86	1.760
State 15	1.820	State 87	2.110
State 16	1.970	State 88	1.750
State 17	1.950	State 89	1.850
State 18	0.724	State 90	1.770
State 19	0.481	State 91	3.220
State 20	0.734	State 92	2.990
State 21	0.549	State 93	3.070
State 22	0.678	State 94	2.810
State 23	0.685	State 95	3.040
State 24	0.535	State 96	2.890
State 25	0.693	State 97	2.950
State 26	0.411	State 98	3.000
State 27	0.330	State 99	2.860
State 28	0.601	State 100	3.180
State 29	0.709	State 101	2.980
State 30	0.593	State 102	2.780
State 31	0.606	State 103	2.740
State 32	0.687	State 104	2.820
State 33	0.359	State 105	2.800
State 34	0.700	State 106	2.980
State 35	0.350	State 107	3.110
State 36	0.330	State 108	2.840
State 37	0.390	State 109	0.284
State 38	0.320	State 110	0.269
State 39	0.530	State 111	0.580
State 40	0.880	State 112	0.573
State 41	0.840	State 113	0.442
State 42	0.640	State 114	0.287
State 43	0.810	State 115	0.659
State 44	0.850	State 116	0.315
State 45	0.730	State 117	0.503
State 46	0.970	State 118	0.418
State 47	0.860	State 119	0.563
State 48	0.520	State 120	0.513
State 49	0.590	State 121	0.462
State 50	0.850	State 122	0.715
State 51	0.320	State 123	0.733
State 52	0.970	State 124	0.612
State 53	0.700	State 125	0.618
State 54	2.390	State 126	0.654
State 55	2.460	State 127	0.530
State 56	2.420	State 128	0.290
State 57	2.050	State 129	0.570
State 58	2.040	State 130	1.150
State 59	1.990	State 131	0.930
State 60	2.050	State 132	1.170
State 61	2.380	State 133	0.660
State 62	2.090	State 134	0.590
State 63	2.120	State 135	1.190
State 64	2.230	State 136	1.220
State 65	2.450	State 137	0.660
State 66	1.980	State 138	1.240
State 67	2.110	State 139	0.430
State 68	2.200	State 140	0.390
State 69	1.950	State 141	1.040
State 70	2.250	State 142	0.250
State 71	2.090	State 143	0.400

Unless otherwise stated the results shown in this test report refer only to the sample(s) tested and such sample(s) are retained for 90 days only.
除非另有說明，此報告結果僅對測試之樣品負責，同時此樣品僅保留90天。本報告未經本公司書面許可，不可部份複製。
This document is issued by the Company subject to its General Conditions of Service printed overleaf, available on request or accessible at http://www.sgs.com.tw/Terms-and-Conditions and for electronic format documents, subject to Terms and Conditions for Electronic Documents at http://www.sgs.com.tw/Terms-and-Conditions. Attention is drawn to the limitation of liability, indemnification and jurisdiction issues defined therein. Any holder of this document is advised that information contained hereon reflects the Company's findings at the time of its intervention only and within the limits of Client's instructions, if any. The Company's sole responsibility is to its Client and this document does not exonerate parties to a transaction from exercising all their rights and obligations under the transaction documents. This document cannot be reproduced except in full, without prior written approval of the Company. Any unauthorized alteration, forgery or falsification of the content or appearance of this document is unlawful and offenders may be prosecuted to the fullest extent of the law.

Inter ULCA

Mode	Modulation	Frequency (MHz)	Channel	RB Size	RB Offset	Test position	Test distance	Measured 10g SAR (W/kg)	Average Value of Time Sweep (W/kg)
LTE Band 12	QPSK	704	23060	1	0	Front	0mm	0.503	Auto-Tune(state 78) 1.36

0	3	6	9	12	15	18	21	24	27	30	33	36	39	42	45	48	51
0.859	0.009	1.28	0.189	0.828	0.199	1.047	0.062	0.797	0.277	0.435	0.783	0.398	0.597	0.049	0.137	0.245	0.503
54	57	60	63	66	69	72	75	78	81	84	87	90	93	96	99	102	105
1.12	0.372	1.26	0.704	0.825	0.376	1.03	0.593	1.32	0.074	0.103	0.825	1.31	0.515	0.484	0.47	0.299	0.275
108	111	114	117	120	123	126	129	132	135	138	141						
0.607	0.965	0.421	1.15	0.017	1.04	0.951	0.875	0.241	0.165	0.642	1.31						

Mode	Modulation	Frequency (MHz)	Channel	RB Size	RB Offset	Test position	Test distance	Measured 10g SAR (W/kg)	Average Value of Time Sweep (W/kg)
LTE Band 26	QPSK	821.5	26765	1	0	Front	0mm	0.726	Auto-Tune(state 142) 1.71

1	4	7	10	13	16	19	22	25	28	31	34	37	40	43	46	49	52
0.813	0.389	0.727	0.88	0.34	0.122	0.449	0.05	0.066	1.48	0.851	0.503	1.12	1.35	1.34	0.601	1.33	0.19
55	58	61	64	67	70	73	76	79	82	85	88	91	94	97	100	103	106
1.36	0.766	0.329	0.127	1.09	1.29	0.03	0.581	0.15	1.04	1.5	1.08	1.47	0.597	1.05	0.095	1.22	1.27
109	112	115	118	121	124	127	130	133	136	139	142						
1.32	1.57	1.42	0.323	1.63	0.959	1.56	1.62	0.624	1.08	0.5	1.67						

2.6 Reporting statements of conformity

The conformity statement in this report is based solely on the test results, measurement uncertainty is excluded.

Unless otherwise stated the results shown in this test report refer only to the sample(s) tested and such sample(s) are retained for 90 days only.
除非另有說明，此報告結果僅對測試之樣品負責，同時此樣品僅保留90天。本報告未經本公司書面許可，不可部份複製。
This document is issued by the Company subject to its General Conditions of Service printed overleaf, available on request or accessible at http://www.sgs.com.tw/Terms-and-Conditions and for electronic format documents, subject to Terms and Conditions for Electronic Documents at http://www.sgs.com.tw/Terms-and-Conditions. Attention is drawn to the limitation of liability, indemnification and jurisdiction issues defined therein. Any holder of this document is advised that information contained hereon reflects the Company's findings at the time of its intervention only and within the limits of Client's instructions, if any. The Company's sole responsibility is to its Client and this document does not exonerate parties to a transaction from exercising all their rights and obligations under the transaction documents. This document cannot be reproduced except in full, without prior written approval of the Company. Any unauthorized alteration, forgery or falsification of the content or appearance of this document is unlawful and offenders may be prosecuted to the fullest extent of the law.

3. Simultaneous Transmission Analysis

Simultaneous Transmission Scenarios:

Mode	Simultaneous Transmission configurations	Head	Body-worn	Hotspot	Product specific 10g-SAR
Calling mode	WWAN+WLAN 2.4G(Chain0)	Yes	Yes	Yes	Yes
	WWAN+WLAN 5G(Chain0)	Yes	Yes	Yes	Yes
	WWAN+Bluetooth(Chain0)	Yes	Yes	Yes	Yes
	WWAN+WLAN 2.4G(Chain1)	Yes	Yes	Yes	Yes
	WWAN+WLAN 5G(Chain1)	Yes	Yes	Yes	Yes
	WWAN+Bluetooth(Chain1)	Yes	Yes	Yes	Yes
	WWAN+WLAN 5G(Chain0)+Bluetooth(Chain1)	Yes	Yes	Yes	Yes
	WWAN+WLAN 2.4G(Chain1)+Bluetooth(Chain0)	Yes	Yes	Yes	Yes
	WWAN+WLAN 5G(Chain1)+Bluetooth(Chain0)	Yes	Yes	Yes	Yes
	WWAN+WLAN 2.4G MIMO	Yes	Yes	Yes	Yes
	WWAN+WLAN 5G MIMO	Yes	Yes	Yes	Yes
	WWAN+WLAN 2.4G(Chain0)+WLAN 5GHz(Chain1)	Yes	Yes	Yes	Yes
	WWAN+WLAN 5G(Chain0)+WLAN 2.4GHz(Chain1)	Yes	Yes	Yes	Yes
	WWAN+WLAN 5G MIMO+Bluetooth(Chain0)	Yes	Yes	Yes	Yes
	WWAN+WLAN 5G MIMO+Bluetooth(Chain1)	Yes	Yes	Yes	Yes
	WWAN+WLAN 5G(Chain0)+WLAN 2.4GHz(Chain1)+Bluetooth(Chain0)	Yes	Yes	Yes	Yes
	WWAN+WLAN 2.4G MIMO+WLAN 5GHz MIMO (WWAN+DBS)	Yes	Yes	Yes	Yes
Camera mode	WWAN+WLAN 2.4G(Chain0)		Yes	Yes	Yes
	WWAN+WLAN 5G(Chain0)		Yes	Yes	Yes
	WWAN+Bluetooth(Chain0)		Yes	Yes	Yes
	WWAN+WLAN 2.4G(Chain1)		Yes	Yes	Yes
	WWAN+WLAN 5G(Chain1)		Yes	Yes	Yes
	WWAN+Bluetooth(Chain1)		Yes	Yes	Yes
	WWAN+WLAN 5G(Chain0)+Bluetooth(Chain1)		Yes	Yes	Yes
	WWAN+WLAN 2.4G(Chain1)+Bluetooth(Chain0)		Yes	Yes	Yes
	WWAN+WLAN 5G(Chain1)+Bluetooth(Chain0)		Yes	Yes	Yes
	WWAN+WLAN 2.4G MIMO		Yes	Yes	Yes
	WWAN+WLAN 5G MIMO		Yes	Yes	Yes
	WWAN+WLAN 2.4G(Chain0)+WLAN 5GHz(Chain1)		Yes	Yes	Yes
	WWAN+WLAN 5G(Chain0)+WLAN 2.4GHz(Chain1)		Yes	Yes	Yes
	WWAN+WLAN 5G MIMO+Bluetooth(Chain0)		Yes	Yes	Yes
	WWAN+WLAN 5G MIMO+Bluetooth(Chain1)		Yes	Yes	Yes
	WWAN+WLAN 5G(Chain0)+WLAN 2.4GHz(Chain1)+Bluetooth(Chain0)		Yes	Yes	Yes
	WWAN+WLAN 2.4G MIMO+WLAN 5GHz MIMO (WWAN+DBS)		Yes	Yes	Yes
Normal mode	WWAN+WLAN 2.4G(Chain0)		Yes	Yes	Yes
	WWAN+WLAN 5G(Chain0)		Yes	Yes	Yes
	WWAN+Bluetooth(Chain0)		Yes	Yes	Yes
	WWAN+WLAN 2.4G(Chain1)		Yes	Yes	Yes
	WWAN+WLAN 5G(Chain1)		Yes	Yes	Yes
	WWAN+Bluetooth(Chain1)		Yes	Yes	Yes
	WWAN+WLAN 5G(Chain0)+Bluetooth(Chain1)		Yes	Yes	Yes
	WWAN+WLAN 2.4G(Chain1)+Bluetooth(Chain0)		Yes	Yes	Yes
	WWAN+WLAN 5G(Chain1)+Bluetooth(Chain0)		Yes	Yes	Yes
	WWAN+WLAN 2.4G MIMO		Yes	Yes	Yes
	WWAN+WLAN 5G MIMO		Yes	Yes	Yes
	WWAN+WLAN 2.4G(Chain0)+WLAN 5GHz(Chain1)		Yes	Yes	Yes
	WWAN+WLAN 5G(Chain0)+WLAN 2.4GHz(Chain1)		Yes	Yes	Yes
	WWAN+WLAN 5G MIMO+Bluetooth(Chain0)		Yes	Yes	Yes
	WWAN+WLAN 5G MIMO+Bluetooth(Chain1)		Yes	Yes	Yes
	WWAN+WLAN 5G(Chain0)+WLAN 2.4GHz(Chain1)+Bluetooth(Chain0)		Yes	Yes	Yes
	WWAN+WLAN 2.4G MIMO+WLAN 5GHz MIMO (WWAN+DBS)		Yes	Yes	Yes
Gaming mode	WWAN+WLAN 2.4G(Chain0)		Yes	Yes	Yes
	WWAN+WLAN 5G(Chain0)		Yes	Yes	Yes
	WWAN+Bluetooth(Chain0)		Yes	Yes	Yes
	WWAN+WLAN 2.4G(Chain1)		Yes	Yes	Yes
	WWAN+WLAN 5G(Chain1)		Yes	Yes	Yes
	WWAN+Bluetooth(Chain1)		Yes	Yes	Yes
	WWAN+WLAN 5G(Chain0)+Bluetooth(Chain1)		Yes	Yes	Yes
	WWAN+WLAN 2.4G(Chain1)+Bluetooth(Chain0)		Yes	Yes	Yes
	WWAN+WLAN 5G(Chain1)+Bluetooth(Chain0)		Yes	Yes	Yes
	WWAN+WLAN 2.4G MIMO		Yes	Yes	Yes
	WWAN+WLAN 5G MIMO		Yes	Yes	Yes
	WWAN+WLAN 2.4G(Chain0)+WLAN 5GHz(Chain1)		Yes	Yes	Yes
	WWAN+WLAN 5G(Chain0)+WLAN 2.4GHz(Chain1)		Yes	Yes	Yes
	WWAN+WLAN 5G MIMO+Bluetooth(Chain0)		Yes	Yes	Yes
	WWAN+WLAN 5G MIMO+Bluetooth(Chain1)		Yes	Yes	Yes
	WWAN+WLAN 5G(Chain0)+WLAN 2.4GHz(Chain1)+Bluetooth(Chain0)		Yes	Yes	Yes
	WWAN+WLAN 2.4G MIMO+WLAN 5GHz MIMO (WWAN+DBS)		Yes	Yes	Yes

Unless otherwise stated the results shown in this test report refer only to the sample(s) tested and such sample(s) are retained for 90 days only.
除非另有說明，此報告結果僅對測試之樣品負責，同時此樣品僅保留90天。本報告未經本公司書面許可，不可部份複製。
This document is issued by the Company subject to its General Conditions of Service printed overleaf, available on request or accessible at http://www.sgs.com.tw/Terms-and-Conditions and for electronic format documents, subject to Terms and Conditions for Electronic Documents at http://www.sgs.com.tw/Terms-and-Conditions. Attention is drawn to the limitation of liability, indemnification and jurisdiction issues defined therein. Any holder of this document is advised that information contained hereon reflects the Company's findings at the time of its intervention only and within the limits of Client's instructions, if any. The Company's sole responsibility is to its Client and this document does not exonerate parties to a transaction from exercising all their rights and obligations under the transaction documents. This document cannot be reproduced except in full, without prior written approval of the Company. Any unauthorized alteration, forgery or falsification of the content or appearance of this document is unlawful and offenders may be prosecuted to the fullest extent of the law.

3.1 Estimated SAR calculation

According to KDB447498 D01v06 – When standalone SAR test exclusion applies to an antenna that transmits simultaneously with other antennas, the standalone SAR must be estimated according to following to determine simultaneous transmission SAR test exclusion:

$$\text{Estimated SAR} = \frac{\text{Max. tune up power (mW)}}{\text{Min. test separation distance(mm)}} \times \frac{\sqrt{\text{f(GHz)}}}{7.5}$$

If the minimum test separation distance is < 5mm, a distance of 5mm is used for estimated SAR calculation. When the test separation distance is >50mm, the 0.4W/kg is used for SAR-1g.

3.2 SPLSR evaluation and analysis

Per KDB447498D01, when the sum of SAR is larger than the limit, SAR test exclusion is determined by the SAR sum to peak location separation ratio(SPLSR).

The simultaneous transmitting antennas in each operating mode and exposure condition combination must be considered one pair at a time to determine the SAR to peak location separation ratio to qualify for test exclusion.

The ratio is determined by **(SAR1 + SAR2)^1.5/Ri**, rounded to two decimal digits, and must be **≤ 0.04** for all antenna pairs in the configuration to qualify for 1-g SAR test exclusion.

SAR1 and SAR2 are the highest reported or estimated SAR for each antenna in the pair, and Ri is the separation distance between the peak SAR locations for the antenna pair in mm.

When standalone test exclusion applies, SAR is estimated; the peak location is assumed to be at the feed-point or geometric center of the antenna.

Unless otherwise stated the results shown in this test report refer only to the sample(s) tested and such sample(s) are retained for 90 days only.
除非另有說明，此報告結果僅對測試之樣品負責，同時此樣品僅保留90天。本報告未經本公司書面許可，不可部份複製。
This document is issued by the Company subject to its General Conditions of Service printed overleaf, available on request or accessible at http://www.sgs.com.tw/Terms-and-Conditions and for electronic format documents, subject to Terms and Conditions for Electronic Documents at http://www.sgs.com.tw/Terms-and-Conditions. Attention is drawn to the limitation of liability, indemnification and jurisdiction issues defined therein. Any holder of this document is advised that information contained hereon reflects the Company's findings at the time of its intervention only and within the limits of Client's instructions, if any. The Company's sole responsibility is to its Client and this document does not exonerate parties to a transaction from exercising all their rights and obligations under the transaction documents. This document cannot be reproduced except in full, without prior written approval of the Company. Any unauthorized alteration, forgery or falsification of the content or appearance of this document is unlawful and offenders may be prosecuted to the fullest extent of the law.

Simultaneous Transmission Combination

WLAN MIMO

Calling_Head

The simultaneous head exposure conditions for WLAN calling mode

Exposure position 1g(W/kg)	1	2	3	4	5	6	Scenario 1	Scenario 2	Scenario 3	Scenario 4	Scenario 5	Scenario 6	Scenario 7	Scenario 8	Scenario 9	Scenario 10
	WLAN 2.4GHz Chain 0	WLAN 2.4GHz Chain 1	WLAN 5GHz Chain 0	WLAN 5GHz Chain 1	Bluetooth Chain0	Bluetooth Chain1	1+2 Sum	1+3 Sum	1+4 Sum	2+3+5 Sum	2+4+5 Sum	3+4+5 Sum	2+3+6 Sum	2+4+6 Sum	3+4+6 Sum	1+2+3+4 Sum
ReCheek	0.304	0.435	0.377	0.390	0.444	0.111	0.740	0.681	0.694	1.256	1.269	1.210	0.923	0.936	0.878	1.506
ReTilt	0.106	0.132	0.173	0.160	0.161	0.052	0.239	0.279	0.266	0.466	0.454	0.494	0.357	0.344	0.385	0.571
LeCheek	0.557	0.181	0.571	0.206	0.586	0.065	0.738	1.128	0.763	1.337	0.972	1.362	0.816	0.452	0.842	1.514
LeTilt	0.226	0.100	0.218	0.101	0.203	0.035	0.325	0.444	0.326	0.521	0.404	0.522	0.353	0.236	0.354	0.644

Calling_Body-worn

The simultaneous body-wron exposure conditions for WLAN calling mode and normal Portrait mode

Exposure position 1g(W/kg)	1	2	3	4	5	6	Scenario 1	Scenario 2	Scenario 3	Scenario 4	Scenario 5	Scenario 6	Scenario 7	Scenario 8	Scenario 9	Scenario 10
	WLAN 2.4GHz Chain 0	WLAN 2.4GHz Chain 1	WLAN 5GHz Chain 0	WLAN 5GHz Chain 1	Bluetooth Chain0	Bluetooth Chain1	1+2 Sum	1+3 Sum	1+4 Sum	2+3+5 Sum	2+4+5 Sum	3+4+5 Sum	2+3+6 Sum	2+4+6 Sum	3+4+6 Sum	1+2+3+4 Sum
Front side	0.022	0.013	0.055	0.206	0.004	0.003	0.036	0.078	0.229	0.072	0.223	0.265	0.071	0.222	0.264	0.297
Back side	0.087	0.065	0.087	0.486	0.031	0.011	0.152	0.174	0.573	0.184	0.583	0.605	0.164	0.563	0.584	0.726

Camera_Body-worn

The simultaneous body-worn exposure conditions for WLAN Camera mode

Exposure position 1g(W/kg)	1	2	3	4	5	6	Scenario 1	Scenario 2	Scenario 3	Scenario 4	Scenario 5	Scenario 6	Scenario 7	Scenario 8	Scenario 9	Scenario 10
	WLAN 2.4GHz Chain 0	WLAN 2.4GHz Chain 1	WLAN 5GHz Chain 0	WLAN 5GHz Chain 1	Bluetooth Chain0	Bluetooth Chain1	1+2 Sum	1+3 Sum	1+4 Sum	2+3+5 Sum	2+4+5 Sum	3+4+5 Sum	2+3+6 Sum	2+4+6 Sum	3+4+6 Sum	1+2+3+4 Sum
Front side	0.025	0.004	0.049	0.065	0.003	0.016	0.028	0.074	0.089	0.055	0.071	0.116	0.068	0.084	0.129	0.142
Back side	0.076	0.115	0.456	0.318	0.017	0.193	0.191	0.532	0.394	0.589	0.450	0.791	0.765	0.626	0.967	0.965

Normal_Landscape_Body

The simultaneous body-worn exposure conditions for WLAN normal landscape mode

Exposure position 1g(W/kg)	1	2	3	4	5	6	Scenario 1	Scenario 2	Scenario 3	Scenario 4	Scenario 5	Scenario 6	Scenario 7	Scenario 8	Scenario 9	Scenario 10
	WLAN 2.4GHz Chain 0	WLAN 2.4GHz Chain 1	WLAN 5GHz Chain 0	WLAN 5GHz Chain 1	Bluetooth Chain0	Bluetooth Chain1	1+2 Sum	1+3 Sum	1+4 Sum	2+3+5 Sum	2+4+5 Sum	3+4+5 Sum	2+3+6 Sum	2+4+6 Sum	3+4+6 Sum	1+2+3+4 Sum
Front side	0.046	0.004	0.125	0.128	0.004	0.016	0.050	0.171	0.174	0.133	0.135	0.257	0.145	0.148	0.269	0.303
Back side	0.164	0.115	0.179	0.628	0.031	0.193	0.279	0.343	0.792	0.326	0.775	0.838	0.488	0.937	1.000	1.086

Gaming_Body

The simultaneous body-worn exposure conditions for WLAN Gaming mode

Exposure position 1g(W/kg)	1	2	3	4	5	6	Scenario 1	Scenario 2	Scenario 3	Scenario 4	Scenario 5	Scenario 6	Scenario 7	Scenario 8	Scenario 9	Scenario 10
	WLAN 2.4GHz Chain 0	WLAN 2.4GHz Chain 1	WLAN 5GHz Chain 0	WLAN 5GHz Chain 1	Bluetooth Chain0	Bluetooth Chain1	1+2 Sum	1+3 Sum	1+4 Sum	2+3+5 Sum	2+4+5 Sum	3+4+5 Sum	2+3+6 Sum	2+4+6 Sum	3+4+6 Sum	1+2+3+4 Sum
Front side	0.022	0.004	0.055	0.083	0.004	0.016	0.026	0.078	0.105	0.063	0.090	0.142	0.075	0.103	0.154	0.165
Back side	0.087	0.115	0.087	0.451	0.031	0.193	0.202	0.174	0.538	0.234	0.598	0.569	0.396	0.760	0.731	0.740

Unless otherwise stated the results shown in this test report refer only to the sample(s) tested and such sample(s) are retained for 90 days only.
除非另有說明，此報告結果僅對測試之樣品負責，同時此樣品僅保留90天。本報告未經本公司書面許可，不可部份複製。
This document is issued by the Company subject to its General Conditions of Service printed overleaf, available on request or accessible at http://www.sgs.com.tw/Terms-and-Conditions and for electronic format documents, subject to Terms and Conditions for Electronic Documents at http://www.sgs.com.tw/Terms-and-Conditions. Attention is drawn to the limitation of liability, indemnification and jurisdiction issues defined therein. Any holder of this document is advised that information contained hereon reflects the Company's findings at the time of its intervention only and within the limits of Client's instructions, if any. The Company's sole responsibility is to its Client and this document does not exonerate parties to a transaction from exercising all their rights and obligations under the transaction documents. This document cannot be reproduced except in full, without prior written approval of the Company. Any unauthorized alteration, forgery or falsification of the content or appearance of this document is unlawful and offenders may be prosecuted to the fullest extent of the law.

SISO_Head+Body

Calling_Head_UAT

The simultaneous head exposure conditions for WLAN(calling mode) with WWAN(UAT)

WWAN	Exposure position 1g(W/kg)	1	2	3	4	5	6	7	Scenario 1	Scenario 2	Scenario 3	Scenario 4	Scenario 5	Scenario 6
		WWAN	WLAN 2.4GHz Chain 0	WLAN 2.4GHz Chain 1	WLAN 5GHz Chain 0	WLAN 5GHz Chain 1	Bluetooth Chain0	Bluetooth Chain1	1+2 Sum	1+3+6 Sum	1+4+6 Sum	1+4+7 Sum	1+5+6 Sum	1+5+7 Sum
GSM 850	ReCheek	0.524	0.606	0.435	0.534	0.390	0.195	0.050	1.130	1.155	1.253	1.109	1.109	0.964
	ReTilt	0.304	0.231	0.132	0.236	0.160	0.073	0.023	0.535	0.509	0.612	0.563	0.537	0.487
	LeCheek	0.328	1.102	0.181	0.833	0.206	0.266	0.030	1.430	0.774	1.427	1.191	0.799	0.563
	LeTilt	0.290	0.476	0.100	0.324	0.101	0.091	0.015	0.765	0.481	0.705	0.629	0.482	0.405
WCDMA Band V	ReCheek	0.462	0.606	0.435	0.534	0.390	0.195	0.050	1.068	1.092	1.191	1.046	1.046	0.901
	ReTilt	0.273	0.231	0.132	0.236	0.160	0.073	0.023	0.504	0.479	0.582	0.532	0.506	0.457
	LeCheek	0.325	1.102	0.181	0.833	0.206	0.266	0.030	1.427	0.772	1.424	1.188	0.797	0.561
	LeTilt	0.229	0.476	0.100	0.324	0.101	0.091	0.015	0.705	0.420	0.644	0.568	0.421	0.345
LTE Band 12	ReCheek	0.321	0.606	0.435	0.534	0.390	0.195	0.050	0.927	0.952	1.050	0.906	0.906	0.761
	ReTilt	0.212	0.231	0.132	0.236	0.160	0.073	0.023	0.443	0.417	0.521	0.471	0.445	0.395
	LeCheek	0.234	1.102	0.181	0.833	0.206	0.266	0.030	1.336	0.680	1.333	1.097	0.706	0.469
	LeTilt	0.155	0.476	0.100	0.324	0.101	0.091	0.015	0.630	0.346	0.570	0.494	0.347	0.271
LTE Band 13	ReCheek	0.516	0.606	0.435	0.534	0.390	0.195	0.050	1.122	1.146	1.245	1.100	1.101	0.956
	ReTilt	0.253	0.231	0.132	0.236	0.160	0.073	0.023	0.484	0.458	0.561	0.512	0.486	0.436
	LeCheek	0.313	1.102	0.181	0.833	0.206	0.266	0.030	1.415	0.759	1.412	1.176	0.785	0.549
	LeTilt	0.241	0.476	0.100	0.324	0.101	0.091	0.015	0.716	0.432	0.656	0.580	0.433	0.356
LTE Band 26	ReCheek	0.457	0.606	0.435	0.534	0.390	0.195	0.050	1.063	1.087	1.186	1.041	1.042	0.897
	ReTilt	0.279	0.231	0.132	0.236	0.160	0.073	0.023	0.510	0.485	0.588	0.538	0.512	0.463
	LeCheek	0.317	1.102	0.181	0.833	0.206	0.266	0.030	1.418	0.763	1.415	1.179	0.788	0.552
	LeTilt	0.248	0.476	0.100	0.324	0.101	0.091	0.015	0.723	0.439	0.663	0.587	0.440	0.364
LTE Band 71	ReCheek	0.279	0.606	0.435	0.534	0.390	0.195	0.050	0.885	0.909	1.008	0.863	0.863	0.718
	ReTilt	0.165	0.231	0.132	0.236	0.160	0.073	0.023	0.396	0.371	0.474	0.424	0.399	0.349
	LeCheek	0.232	1.102	0.181	0.833	0.206	0.266	0.030	1.333	0.678	1.330	1.094	0.703	0.467
	LeTilt	0.141	0.476	0.100	0.324	0.101	0.091	0.015	0.617	0.333	0.557	0.480	0.333	0.257
NR n41	ReCheek	0.048	0.606	0.435	0.534	0.390	0.195	0.050	0.654	0.679	0.777	0.633	0.633	0.488
	ReTilt	0.023	0.231	0.132	0.236	0.160	0.073	0.023	0.254	0.229	0.332	0.282	0.256	0.207
	LeCheek	0.013	1.102	0.181	0.833	0.206	0.266	0.030	1.115	0.459	1.112	0.876	0.485	0.249
	LeTilt	0.009	0.476	0.100	0.324	0.101	0.091	0.015	0.484	0.200	0.424	0.348	0.201	0.125

Unless otherwise stated the results shown in this test report refer only to the sample(s) tested and such sample(s) are retained for 90 days only.
除非另有說明，此報告結果僅對測試之樣品負責，同時此樣品僅保留90天。本報告未經本公司書面許可，不可部份複製。
This document is issued by the Company subject to its General Conditions of Service printed overleaf, available on request or accessible at http://www.sgs.com.tw/Terms-and-Conditions and for electronic format documents, subject to Terms and Conditions for Electronic Documents at http://www.sgs.com.tw/Terms-and-Conditions. Attention is drawn to the limitation of liability, indemnification and jurisdiction issues defined therein. Any holder of this document is advised that information contained hereon reflects the Company's findings at the time of its intervention only and within the limits of Client's instructions, if any. The Company's sole responsibility is to its Client and this document does not exonerate parties to a transaction from exercising all their rights and obligations under the transaction documents. This document cannot be reproduced except in full, without prior written approval of the Company. Any unauthorized alteration, forgery or falsification of the content or appearance of this document is unlawful and offenders may be prosecuted to the fullest extent of the law.

Calling_Head_LAT

The simultaneous head exposure conditions for WLAN(calling mode) with WWAN(LAT)

WWAN	Exposure position 1g(W/kg)	1	2	3	4	5	6	7	Scenario 1	Scenario 2	Scenario 3	Scenario 4	Scenario 5	Scenario 6
		WWAN	WLAN 2.4GHz Chain 0	WLAN 2.4GHz Chain 1	WLAN 5GHz Chain 0	WLAN 5GHz Chain 1	Bluetooth Chain0	Bluetooth Chain1	1+2 Sum	1+3+6 Sum	1+4+6 Sum	1+4+7 Sum	1+5+6 Sum	1+5+7 Sum
GSM 850	ReCheek	0.282	0.606	0.435	0.534	0.390	0.195	0.050	0.888	0.912	1.011	0.866	0.867	0.722
	ReTilt	0.125	0.231	0.132	0.236	0.160	0.073	0.023	0.356	0.331	0.434	0.384	0.359	0.309
	LeCheek	0.176	1.102	0.181	0.833	0.206	0.266	0.030	1.277	0.622	1.274	1.038	0.647	0.411
	LeTilt	0.097	0.476	0.100	0.324	0.101	0.091	0.015	0.572	0.288	0.512	0.436	0.289	0.213
GSM 1900	ReCheek	0.091	0.606	0.435	0.534	0.390	0.195	0.050	0.697	0.721	0.820	0.675	0.676	0.531
	ReTilt	0.059	0.231	0.132	0.236	0.160	0.073	0.023	0.289	0.264	0.367	0.318	0.292	0.242
	LeCheek	0.118	1.102	0.181	0.833	0.206	0.266	0.030	1.219	0.564	1.216	0.980	0.589	0.353
	LeTilt	0.077	0.476	0.100	0.324	0.101	0.091	0.015	0.552	0.268	0.492	0.416	0.269	0.193
WCDMA Band II	ReCheek	0.251	0.606	0.435	0.534	0.390	0.195	0.050	0.857	0.881	0.980	0.835	0.835	0.690
	ReTilt	0.182	0.231	0.132	0.236	0.160	0.073	0.023	0.413	0.387	0.490	0.441	0.415	0.365
	LeCheek	0.302	1.102	0.181	0.833	0.206	0.266	0.030	1.403	0.748	1.400	1.164	0.773	0.537
	LeTilt	0.230	0.476	0.100	0.324	0.101	0.091	0.015	0.706	0.421	0.645	0.569	0.422	0.346
WCDMA Band IV	ReCheek	0.176	0.606	0.435	0.534	0.390	0.195	0.050	0.782	0.806	0.905	0.760	0.761	0.616
	ReTilt	0.127	0.231	0.132	0.236	0.160	0.073	0.023	0.357	0.332	0.435	0.386	0.360	0.310
	LeCheek	0.246	1.102	0.181	0.833	0.206	0.266	0.030	1.348	0.692	1.345	1.109	0.718	0.482
	LeTilt	0.160	0.476	0.100	0.324	0.101	0.091	0.015	0.636	0.352	0.576	0.499	0.352	0.276
WCDMA Band V	ReCheek	0.141	0.606	0.435	0.534	0.390	0.195	0.050	0.747	0.771	0.870	0.725	0.725	0.581
	ReTilt	0.103	0.231	0.132	0.236	0.160	0.073	0.023	0.334	0.309	0.412	0.362	0.336	0.287
	LeCheek	0.110	1.102	0.181	0.833	0.206	0.266	0.030	1.212	0.556	1.209	0.973	0.581	0.345
	LeTilt	0.071	0.476	0.100	0.324	0.101	0.091	0.015	0.546	0.262	0.486	0.410	0.263	0.187
LTE Band 7	ReCheek	0.097	0.606	0.435	0.534	0.390	0.195	0.050	0.703	0.727	0.826	0.682	0.682	0.537
	ReTilt	0.058	0.231	0.132	0.236	0.160	0.073	0.023	0.289	0.264	0.367	0.317	0.291	0.242
	LeCheek	0.127	1.102	0.181	0.833	0.206	0.266	0.030	1.229	0.573	1.226	0.990	0.599	0.363
	LeTilt	0.087	0.476	0.100	0.324	0.101	0.091	0.015	0.562	0.278	0.502	0.426	0.279	0.203
LTE Band 12	ReCheek	0.166	0.606	0.435	0.534	0.390	0.195	0.050	0.772	0.796	0.895	0.750	0.751	0.606
	ReTilt	0.060	0.231	0.132	0.236	0.160	0.073	0.023	0.291	0.266	0.369	0.319	0.293	0.244
	LeCheek	0.097	1.102	0.181	0.833	0.206	0.266	0.030	1.198	0.543	1.195	0.959	0.568	0.332
	LeTilt	0.033	0.476	0.100	0.324	0.101	0.091	0.015	0.509	0.225	0.449	0.372	0.225	0.149
LTE Band 13	ReCheek	0.181	0.606	0.435	0.534	0.390	0.195	0.050	0.787	0.811	0.910	0.765	0.765	0.621
	ReTilt	0.067	0.231	0.132	0.236	0.160	0.073	0.023	0.298	0.272	0.376	0.326	0.300	0.250
	LeCheek	0.092	1.102	0.181	0.833	0.206	0.266	0.030	1.193	0.538	1.190	0.954	0.563	0.327
	LeTilt	0.037	0.476	0.100	0.324	0.101	0.091	0.015	0.513	0.228	0.452	0.376	0.229	0.153
LTE Band 25	ReCheek	0.220	0.606	0.435	0.534	0.390	0.195	0.050	0.826	0.850	0.949	0.804	0.805	0.660
	ReTilt	0.135	0.231	0.132	0.236	0.160	0.073	0.023	0.366	0.340	0.443	0.394	0.368	0.318
	LeCheek	0.331	1.102	0.181	0.833	0.206	0.266	0.030	1.433	0.777	1.430	1.194	0.803	0.567
	LeTilt	0.152	0.476	0.100	0.324	0.101	0.091	0.015	0.628	0.343	0.567	0.491	0.344	0.268
LTE Band 26	ReCheek	0.141	0.606	0.435	0.534	0.390	0.195	0.050	0.747	0.771	0.870	0.725	0.725	0.580
	ReTilt	0.082	0.231	0.132	0.236	0.160	0.073	0.023	0.312	0.287	0.390	0.340	0.315	0.265
	LeCheek	0.092	1.102	0.181	0.833	0.206	0.266	0.030	1.193	0.538	1.190	0.954	0.563	0.327
	LeTilt	0.051	0.476	0.100	0.324	0.101	0.091	0.015	0.526	0.242	0.466	0.390	0.243	0.167
LTE Band 30	ReCheek	0.109	0.606	0.435	0.534	0.390	0.195	0.050	0.715	0.739	0.838	0.693	0.694	0.549
	ReTilt	0.070	0.231	0.132	0.236	0.160	0.073	0.023	0.301	0.275	0.378	0.329	0.303	0.253
	LeCheek	0.180	1.102	0.181	0.833	0.206	0.266	0.030	1.282	0.626	1.279	1.043	0.652	0.416
	LeTilt	0.120	0.476	0.100	0.324	0.101	0.091	0.015	0.595	0.311	0.535	0.459	0.312	0.236
LTE Band 41	ReCheek	0.148	0.606	0.435	0.534	0.390	0.195	0.050	0.754	0.778	0.877	0.733	0.733	0.588
	ReTilt	0.090	0.231	0.132	0.236	0.160	0.073	0.023	0.321	0.296	0.399	0.349	0.324	0.274
	LeCheek	0.180	1.102	0.181	0.833	0.206	0.266	0.030	1.281	0.626	1.278	1.042	0.651	0.415
	LeTilt	0.107	0.476	0.100	0.324	0.101	0.091	0.015	0.582	0.298	0.522	0.446	0.299	0.223
LTE Band 48	ReCheek	0.039	0.606	0.435	0.534	0.390	0.195	0.050	0.644	0.669	0.767	0.623	0.623	0.478
	ReTilt	0.022	0.231	0.132	0.236	0.160	0.073	0.023	0.253	0.228	0.331	0.281	0.255	0.206
	LeCheek	0.080	1.102	0.181	0.833	0.206	0.266	0.030	1.182	0.526	1.179	0.943	0.552	0.316
	LeTilt	0.029	0.476	0.100	0.324	0.101	0.091	0.015	0.504	0.220	0.444	0.368	0.221	0.144
LTE Band 66	ReCheek	0.245	0.606	0.435	0.534	0.390	0.195	0.050	0.851	0.875	0.974	0.829	0.830	0.685
	ReTilt	0.165	0.231	0.132	0.236	0.160	0.073	0.023	0.396	0.370	0.473	0.424	0.398	0.348
	LeCheek	0.343	1.102	0.181	0.833	0.206	0.266	0.030	1.444	0.789	1.441	1.205	0.814	0.578
	LeTilt	0.218	0.476	0.100	0.324	0.101	0.091	0.015	0.694	0.409	0.633	0.557	0.410	0.334
LTE Band 71	ReCheek	0.172	0.606	0.435	0.534	0.390	0.195	0.050	0.777	0.802	0.900	0.756	0.756	0.611
	ReTilt	0.081	0.231	0.132	0.236	0.160	0.073	0.023	0.312	0.287	0.390	0.340	0.314	0.265
	LeCheek	0.106	1.102	0.181	0.833	0.206	0.266	0.030	1.208	0.552	1.205	0.969	0.577	0.341
	LeTilt	0.053	0.476	0.100	0.324	0.101	0.091	0.015	0.528	0.244	0.468	0.392	0.244	0.168
NR n41	ReCheek	0.021	0.606	0.435	0.534	0.390	0.195	0.050	0.627	0.652	0.750	0.606	0.606	0.461
	ReTilt	0.010	0.231	0.132	0.236	0.160	0.073	0.023	0.241	0.216	0.319	0.269	0.243	0.194
	LeCheek	0.012	1.102	0.181	0.833	0.206	0.266	0.030	1.114	0.458	1.111	0.875	0.484	0.247
	LeTilt	0.006	0.476	0.100	0.324	0.101	0.091	0.015	0.482	0.197	0.421	0.345	0.198	0.122

Unless otherwise stated the results shown in this test report refer only to the sample(s) tested and such sample(s) are retained for 90 days only.
除非另有說明，此報告結果僅對測試之樣品負責，同時此樣品僅保留90天。本報告未經本公司書面許可，不可部份複製。
This document is issued by the Company subject to its General Conditions of Service printed overleaf, available on request or accessible at http://www.sgs.com.tw/Terms-and-Conditions and for electronic format documents, subject to Terms and Conditions for Electronic Documents at http://www.sgs.com.tw/Terms-and-Conditions. Attention is drawn to the limitation of liability, indemnification and jurisdiction issues defined therein. Any holder of this document is advised that information contained hereon reflects the Company's findings at the time of its intervention only and within the limits of Client's instructions, if any. The Company's sole responsibility is to its Client and this document does not exonerate parties to a transaction from exercising all their rights and obligations under the transaction documents. This document cannot be reproduced except in full, without prior written approval of the Company. Any unauthorized alteration, forgery or falsification of the content or appearance of this document is unlawful and offenders may be prosecuted to the fullest extent of the law.

Calling_Body-worn_UAT

The simultaneous body-worn exposure conditions for WLAN(calling mode and normal Portrait mode) with WWAN(UAT)

WWAN	Exposure position 1g(W/kg)	1	2	3	4	5	6	7	Scenario 1	Scenario 2	Scenario 3	Scenario 4	Scenario 5	Scenario 6
		WWAN	WLAN 2.4GHz Chain 0	WLAN 2.4GHz Chain 1	WLAN 5GHz Chain 0	WLAN 5GHz Chain 1	Bluetooth Chain0	Bluetooth Chain1	1+2 Sum	1+3+6 Sum	1+4+6 Sum	1+4+7 Sum	1+5+6 Sum	1+5+7 Sum
GPRS 850	Front side	0.531	0.046	0.013	0.082	0.206	0.002	0.001	0.577	0.546	0.615	0.614	0.739	0.738
	Back side	0.394	0.164	0.065	0.126	0.486	0.014	0.003	0.557	0.473	0.533	0.522	0.893	0.883
WCDMA Band V	Front side	0.299	0.046	0.013	0.082	0.206	0.002	0.001	0.345	0.314	0.382	0.381	0.507	0.506
	Back side	0.262	0.164	0.065	0.126	0.486	0.014	0.003	0.425	0.341	0.401	0.390	0.761	0.751
LTE Band 12	Front side	0.174	0.046	0.013	0.082	0.206	0.002	0.001	0.219	0.189	0.257	0.256	0.382	0.381
	Back side	0.140	0.164	0.065	0.126	0.486	0.014	0.003	0.304	0.220	0.280	0.269	0.640	0.630
LTE Band 13	Front side	0.314	0.046	0.013	0.082	0.206	0.002	0.001	0.360	0.330	0.398	0.397	0.523	0.522
	Back side	0.268	0.164	0.065	0.126	0.486	0.014	0.003	0.432	0.347	0.407	0.397	0.768	0.757
LTE Band 26	Front side	0.326	0.046	0.013	0.082	0.206	0.002	0.001	0.372	0.341	0.409	0.408	0.534	0.533
	Back side	0.258	0.164	0.065	0.126	0.486	0.014	0.003	0.422	0.338	0.398	0.387	0.758	0.748
LTE Band 71	Front side	0.128	0.046	0.013	0.082	0.206	0.002	0.001	0.174	0.144	0.212	0.211	0.337	0.336
	Back side	0.114	0.164	0.065	0.126	0.486	0.014	0.003	0.278	0.193	0.253	0.243	0.614	0.603
NR n41	Front side	0.084	0.046	0.013	0.082	0.206	0.002	0.001	0.130	0.099	0.168	0.167	0.293	0.292
	Back side	0.217	0.164	0.065	0.126	0.486	0.014	0.003	0.381	0.296	0.356	0.346	0.717	0.706

Unless otherwise stated the results shown in this test report refer only to the sample(s) tested and such sample(s) are retained for 90 days only.
除非另有說明，此報告結果僅對測試之樣品負責，同時此樣品僅保留90天。本報告未經本公司書面許可，不可部份複製。
This document is issued by the Company subject to its General Conditions of Service printed overleaf, available on request or accessible at http://www.sgs.com.tw/Terms-and-Conditions and for electronic format documents, subject to Terms and Conditions for Electronic Documents at http://www.sgs.com.tw/Terms-and-Conditions. Attention is drawn to the limitation of liability, indemnification and jurisdiction issues defined therein. Any holder of this document is advised that information contained hereon reflects the Company's findings at the time of its intervention only and within the limits of Client's instructions, if any. The Company's sole responsibility is to its Client and this document does not exonerate parties to a transaction from exercising all their rights and obligations under the transaction documents. This document cannot be reproduced except in full, without prior written approval of the Company. Any unauthorized alteration, forgery or falsification of the content or appearance of this document is unlawful and offenders may be prosecuted to the fullest extent of the law.

Calling_Body-worn_LAT

The simultaneous body-worn exposure conditions for WLAN(calling mode and normal Portrait mode) with WWAN(LAT)

WWAN	Exposure position 1g(W/kg)	1	2	3	4	5	6	7	Scenario 1	Scenario 2	Scenario 3	Scenario 4	Scenario 5	Scenario 6
		WWAN	WLAN 2.4GHz Chain 0	WLAN 2.4GHz Chain 1	WLAN 5GHz Chain 0	WLAN 5GHz Chain 1	Bluetooth Chain0	Bluetooth Chain1	1+2 Sum	1+3+6 Sum	1+4+6 Sum	1+4+7 Sum	1+5+6 Sum	1+5+7 Sum
GPRS 850	Front side	0.526	0.046	0.013	0.082	0.206	0.002	0.001	0.572	0.542	0.610	0.609	0.735	0.734
	Back side	0.451	0.164	0.065	0.126	0.486	0.014	0.003	0.615	0.530	0.590	0.580	0.951	0.940
GPRS 1900	Front side	0.257	0.046	0.013	0.082	0.206	0.002	0.001	0.302	0.272	0.340	0.339	0.465	0.464
	Back side	0.458	0.164	0.065	0.126	0.486	0.014	0.003	0.622	0.537	0.597	0.587	0.958	0.947
WCDMA Band II	Front side	0.353	0.046	0.013	0.082	0.206	0.002	0.001	0.398	0.368	0.436	0.435	0.561	0.560
	Back side	0.454	0.164	0.065	0.126	0.486	0.014	0.003	0.618	0.534	0.594	0.583	0.954	0.944
WCDMA Band IV	Front side	0.153	0.046	0.013	0.082	0.206	0.002	0.001	0.198	0.168	0.236	0.235	0.361	0.360
	Back side	0.212	0.164	0.065	0.126	0.486	0.014	0.003	0.376	0.291	0.351	0.341	0.712	0.701
WCDMA Band V	Front side	0.246	0.046	0.013	0.082	0.206	0.002	0.001	0.292	0.262	0.330	0.329	0.455	0.454
	Back side	0.164	0.164	0.065	0.126	0.486	0.014	0.003	0.328	0.243	0.303	0.293	0.664	0.653
LTE Band 7	Front side	0.214	0.046	0.013	0.082	0.206	0.002	0.001	0.259	0.229	0.297	0.296	0.422	0.421
	Back side	0.288	0.164	0.065	0.126	0.486	0.014	0.003	0.452	0.367	0.427	0.417	0.788	0.777
LTE Band 12	Front side	0.108	0.046	0.013	0.082	0.206	0.002	0.001	0.154	0.123	0.192	0.191	0.317	0.316
	Back side	0.308	0.164	0.065	0.126	0.486	0.014	0.003	0.472	0.387	0.447	0.437	0.808	0.797
LTE Band 13	Front side	0.054	0.046	0.013	0.082	0.206	0.002	0.001	0.099	0.069	0.137	0.136	0.262	0.261
	Back side	0.259	0.164	0.065	0.126	0.486	0.014	0.003	0.423	0.338	0.398	0.388	0.759	0.748
LTE Band 25	Front side	0.530	0.046	0.013	0.082	0.206	0.002	0.001	0.576	0.545	0.614	0.613	0.739	0.738
	Back side	0.619	0.164	0.065	0.126	0.486	0.014	0.003	0.783	0.698	0.759	0.748	1.119	1.109
LTE Band 26	Front side	0.227	0.046	0.013	0.082	0.206	0.002	0.001	0.273	0.242	0.311	0.310	0.436	0.435
	Back side	0.365	0.164	0.065	0.126	0.486	0.014	0.003	0.529	0.445	0.505	0.494	0.865	0.855
LTE Band 30	Front side	0.109	0.046	0.013	0.082	0.206	0.002	0.001	0.155	0.124	0.193	0.192	0.318	0.317
	Back side	0.223	0.164	0.065	0.126	0.486	0.014	0.003	0.387	0.303	0.363	0.352	0.723	0.713
LTE Band 41	Front side	0.147	0.046	0.013	0.082	0.206	0.002	0.001	0.193	0.162	0.231	0.230	0.356	0.355
	Back side	0.208	0.164	0.065	0.126	0.486	0.014	0.003	0.372	0.287	0.348	0.337	0.708	0.698
LTE Band 48	Front side	0.063	0.046	0.013	0.082	0.206	0.002	0.001	0.109	0.079	0.147	0.146	0.272	0.271
	Back side	0.098	0.164	0.065	0.126	0.486	0.014	0.003	0.262	0.177	0.237	0.227	0.598	0.588
LTE Band 66	Front side	0.245	0.046	0.013	0.082	0.206	0.002	0.001	0.291	0.261	0.329	0.328	0.454	0.453
	Back side	0.276	0.164	0.065	0.126	0.486	0.014	0.003	0.440	0.355	0.416	0.405	0.776	0.766
LTE Band 71	Front side	0.038	0.046	0.013	0.082	0.206	0.002	0.001	0.084	0.053	0.122	0.120	0.246	0.245
	Back side	0.032	0.164	0.065	0.126	0.486	0.014	0.003	0.196	0.111	0.171	0.160	0.532	0.521
NR n5	Front side	0.039	0.046	0.013	0.082	0.206	0.002	0.001	0.084	0.054	0.122	0.121	0.247	0.246
	Back side	0.028	0.164	0.065	0.126	0.486	0.014	0.003	0.191	0.107	0.167	0.156	0.527	0.517
NR n41	Front side	0.032	0.046	0.013	0.082	0.206	0.002	0.001	0.078	0.047	0.116	0.115	0.241	0.240
	Back side	0.212	0.164	0.065	0.126	0.486	0.014	0.003	0.376	0.291	0.351	0.341	0.712	0.701
NR n66	Front side	0.276	0.046	0.013	0.082	0.206	0.002	0.001	0.322	0.292	0.360	0.359	0.485	0.484
	Back side	0.220	0.164	0.065	0.126	0.486	0.014	0.003	0.384	0.299	0.359	0.349	0.720	0.709

Unless otherwise stated the results shown in this test report refer only to the sample(s) tested and such sample(s) are retained for 90 days only.
除非另有說明，此報告結果僅對測試之樣品負責，同時此樣品僅保留90天。本報告未經本公司書面許可，不可部份複製。
This document is issued by the Company subject to its General Conditions of Service printed overleaf, available on request or accessible at http://www.sgs.com.tw/Terms-and-Conditions and for electronic format documents, subject to Terms and Conditions for Electronic Documents at http://www.sgs.com.tw/Terms-and-Conditions. Attention is drawn to the limitation of liability, indemnification and jurisdiction issues defined therein. Any holder of this document is advised that information contained hereon reflects the Company's findings at the time of its intervention only and within the limits of Client's instructions, if any. The Company's sole responsibility is to its Client and this document does not exonerate parties to a transaction from exercising all their rights and obligations under the transaction documents. This document cannot be reproduced except in full, without prior written approval of the Company. Any unauthorized alteration, forgery or falsification of the content or appearance of this document is unlawful and offenders may be prosecuted to the fullest extent of the law.

Calling_Hotspot_UAT

The simultaneous hotspot exposure conditions for WLAN(calling mode and normal Portrait mode) with WWAN(UAT)

WWAN	Exposure position 1g(W/kg)	1	2	3	4	5	6	7	Scenario 1	Scenario 2	Scenario 3	Scenario 4	Scenario 5	Scenario 6
		WWAN	WLAN 2.4GHz Chain 0	WLAN 2.4GHz Chain 1	WLAN 5GHz Chain 0	WLAN 5GHz Chain 1	Bluetooth Chain0	Bluetooth Chain1	1+2 Sum	1+3+6 Sum	1+4+6 Sum	1+4+7 Sum	1+5+6 Sum	1+5+7 Sum
GPRS 850	Front side	0.531	0.110	0.096	0.121	0.428	0.006	0.012	0.641	0.632	0.658	0.665	0.965	0.972
	Back side	0.394	0.358	0.135	0.175	0.819	0.039	0.016	0.751	0.567	0.608	0.585	1.251	1.229
	Top side	0.285	0.189	0.068	0.081	0.385	0.010	0.009	0.473	0.363	0.376	0.374	0.679	0.678
	Botom side	0.006	0.001	0.004	0.002	0.118	0.001	0.001	0.007	0.012	0.010	0.010	0.126	0.126
	Right side	0.241	0.024	0.008	0.072	0.089	0.002	0.001	0.265	0.251	0.315	0.314	0.332	0.331
	Left side	0.140	0.125	0.057	0.022	0.206	0.017	0.008	0.265	0.214	0.179	0.170	0.363	0.354
WCDMA Band V	Front side	0.299	0.110	0.096	0.121	0.428	0.006	0.012	0.409	0.400	0.426	0.433	0.733	0.740
	Back side	0.262	0.358	0.135	0.175	0.819	0.039	0.016	0.619	0.436	0.476	0.453	1.119	1.097
	Top side	0.248	0.189	0.068	0.081	0.385	0.010	0.009	0.437	0.326	0.339	0.338	0.642	0.641
	Botom side	0.003	0.001	0.004	0.002	0.118	0.001	0.001	0.004	0.008	0.006	0.006	0.122	0.122
	Right side	0.152	0.024	0.008	0.072	0.089	0.002	0.001	0.176	0.162	0.226	0.225	0.243	0.242
	Left side	0.096	0.125	0.057	0.022	0.206	0.017	0.008	0.221	0.171	0.136	0.127	0.320	0.311
LTE Band 12	Front side	0.174	0.110	0.096	0.121	0.428	0.006	0.012	0.284	0.275	0.301	0.307	0.608	0.615
	Back side	0.140	0.358	0.135	0.175	0.819	0.039	0.016	0.498	0.314	0.354	0.332	0.998	0.976
	Top side	0.122	0.189	0.068	0.081	0.385	0.010	0.009	0.311	0.200	0.214	0.212	0.517	0.515
	Botom side	0.003	0.001	0.004	0.002	0.118	0.001	0.001	0.004	0.008	0.006	0.006	0.122	0.122
	Right side	0.105	0.024	0.008	0.072	0.089	0.002	0.001	0.129	0.115	0.180	0.179	0.196	0.195
	Left side	0.007	0.125	0.057	0.022	0.206	0.017	0.008	0.132	0.082	0.047	0.037	0.231	0.221
LTE Band 13	Front side	0.314	0.110	0.096	0.121	0.428	0.006	0.012	0.424	0.415	0.441	0.448	0.748	0.755
	Back side	0.268	0.358	0.135	0.175	0.819	0.039	0.016	0.626	0.442	0.482	0.460	1.125	1.103
	Top side	0.200	0.189	0.068	0.081	0.385	0.010	0.009	0.388	0.278	0.291	0.290	0.594	0.593
	Botom side	0.007	0.001	0.004	0.002	0.118	0.001	0.001	0.008	0.012	0.010	0.010	0.126	0.126
	Right side	0.158	0.024	0.008	0.072	0.089	0.002	0.001	0.183	0.168	0.233	0.232	0.250	0.249
	Left side	0.083	0.125	0.057	0.022	0.206	0.017	0.008	0.208	0.158	0.123	0.113	0.307	0.297
LTE Band 26	Front side	0.326	0.110	0.096	0.121	0.428	0.006	0.012	0.436	0.427	0.453	0.459	0.760	0.767
	Back side	0.258	0.358	0.135	0.175	0.819	0.039	0.016	0.616	0.432	0.473	0.450	1.116	1.094
	Top side	0.204	0.189	0.068	0.081	0.385	0.010	0.009	0.393	0.282	0.296	0.294	0.599	0.597
	Botom side	0.001	0.001	0.004	0.002	0.118	0.001	0.001	0.002	0.007	0.004	0.004	0.121	0.121
	Right side	0.131	0.024	0.008	0.072	0.089	0.002	0.001	0.155	0.141	0.206	0.205	0.222	0.221
	Left side	0.102	0.125	0.057	0.022	0.206	0.017	0.008	0.227	0.177	0.142	0.133	0.326	0.316
LTE Band 71	Front side	0.128	0.110	0.096	0.121	0.428	0.006	0.012	0.239	0.229	0.255	0.262	0.562	0.569
	Back side	0.114	0.358	0.135	0.175	0.819	0.039	0.016	0.472	0.288	0.328	0.306	0.972	0.949
	Top side	0.095	0.189	0.068	0.081	0.385	0.010	0.009	0.284	0.173	0.186	0.185	0.489	0.488
	Botom side	0.001	0.001	0.004	0.002	0.118	0.001	0.001	0.002	0.007	0.004	0.004	0.121	0.121
	Right side	0.002	0.024	0.008	0.072	0.089	0.002	0.001	0.027	0.012	0.077	0.076	0.094	0.093
	Left side	0.068	0.125	0.057	0.022	0.206	0.017	0.008	0.193	0.142	0.107	0.098	0.291	0.282
NR n41	Front side	0.084	0.110	0.096	0.121	0.428	0.006	0.012	0.194	0.185	0.211	0.218	0.518	0.525
	Back side	0.217	0.358	0.135	0.175	0.819	0.039	0.016	0.575	0.391	0.431	0.409	1.074	1.052
	Top side	0.006	0.189	0.068	0.081	0.385	0.010	0.009	0.194	0.084	0.097	0.096	0.400	0.399
	Botom side	0.004	0.001	0.004	0.002	0.118	0.001	0.001	0.005	0.010	0.008	0.008	0.124	0.124
	Right side	0.013	0.024	0.008	0.072	0.089	0.002	0.001	0.038	0.023	0.088	0.087	0.105	0.103
	Left side	0.025	0.125	0.057	0.022	0.206	0.017	0.008	0.150	0.100	0.065	0.055	0.249	0.239

Unless otherwise stated the results shown in this test report refer only to the sample(s) tested and such sample(s) are retained for 90 days only.
除非另有說明，此報告結果僅對測試之樣品負責，同時此樣品僅保留90天。本報告未經本公司書面許可，不可部份複製。
This document is issued by the Company subject to its General Conditions of Service printed overleaf, available on request or accessible at http://www.sgs.com.tw/Terms-and-Conditions and for electronic format documents, subject to Terms and Conditions for Electronic Documents at http://www.sgs.com.tw/Terms-and-Conditions. Attention is drawn to the limitation of liability, indemnification and jurisdiction issues defined therein. Any holder of this document is advised that information contained hereon reflects the Company's findings at the time of its intervention only and within the limits of Client's instructions, if any. The Company's sole responsibility is to its Client and this document does not exonerate parties to a transaction from exercising all their rights and obligations under the transaction documents. This document cannot be reproduced except in full, without prior written approval of the Company. Any unauthorized alteration, forgery or falsification of the content or appearance of this document is unlawful and offenders may be prosecuted to the fullest extent of the law.

Calling_Hotspot_LAT

The simultaneous hotspot exposure conditions for WLAN(calling mode and normal Portrait mode) with WWAN(LAT)

WWAN	Exposure position 1g(W/kg)	1	2	3	4	5	6	7	Scenario 1	Scenario 2	Scenario 3	Scenario 4	Scenario 5	Scenario 6
		WWAN	WLAN 2.4GHz Chain 0	WLAN 2.4GHz Chain 1	WLAN 5GHz Chain 0	WLAN 5GHz Chain 1	Bluetooth Chain0	Bluetooth Chain1	1+2 Sum	1+3+6 Sum	1+4+6 Sum	1+4+7 Sum	1+5+6 Sum	1+5+7 Sum
GPRS 850	Front side	0.813	0.110	0.096	0.121	0.428	0.006	0.012	0.924	0.915	0.940	0.947	1.247	1.254
	Back side	0.641	0.358	0.135	0.175	0.819	0.039	0.016	0.999	0.815	0.855	0.833	1.498	1.476
	Top side	0.001	0.189	0.068	0.081	0.385	0.010	0.009	0.190	0.079	0.093	0.091	0.396	0.394
	Botom side	0.632	0.001	0.004	0.002	0.118	0.001	0.001	0.633	0.638	0.636	0.636	0.752	0.752
	Right side	0.588	0.024	0.008	0.072	0.089	0.002	0.001	0.612	0.598	0.663	0.661	0.679	0.678
	Left side	0.153	0.125	0.057	0.022	0.206	0.017	0.008	0.278	0.227	0.192	0.183	0.376	0.367
GPRS 1900	Front side	0.393	0.110	0.096	0.121	0.428	0.006	0.012	0.503	0.494	0.520	0.527	0.827	0.834
	Back side	0.433	0.358	0.135	0.175	0.819	0.039	0.016	0.791	0.607	0.647	0.625	1.290	1.268
	Top side	0.001	0.189	0.068	0.081	0.385	0.010	0.009	0.190	0.079	0.092	0.091	0.395	0.394
	Botom side	1.136	0.001	0.004	0.002	0.118	0.001	0.001	1.137	1.141	1.139	1.139	1.255	1.255
	Right side	0.146	0.024	0.008	0.072	0.089	0.002	0.001	0.170	0.156	0.220	0.219	0.237	0.236
	Left side	0.240	0.125	0.057	0.022	0.206	0.017	0.008	0.365	0.314	0.279	0.270	0.463	0.454
WCDMA Band II	Front side	0.209	0.110	0.096	0.121	0.428	0.006	0.012	0.319	0.310	0.336	0.343	0.643	0.650
	Back side	0.373	0.358	0.135	0.175	0.819	0.039	0.016	0.731	0.547	0.587	0.564	1.230	1.208
	Top side	0.003	0.189	0.068	0.081	0.385	0.010	0.009	0.192	0.081	0.094	0.093	0.397	0.396
	Botom side	1.172	0.001	0.004	0.002	0.118	0.001	0.001	1.173	1.178	1.176	1.176	1.292	1.292
	Right side	0.069	0.024	0.008	0.072	0.089	0.002	0.001	0.094	0.079	0.144	0.143	0.161	0.159
	Left side	0.124	0.125	0.057	0.022	0.206	0.017	0.008	0.249	0.198	0.163	0.154	0.347	0.338
WCDMA Band IV	Front side	0.292	0.110	0.096	0.121	0.428	0.006	0.012	0.403	0.393	0.419	0.426	0.726	0.733
	Back side	0.495	0.358	0.135	0.175	0.819	0.039	0.016	0.853	0.669	0.709	0.687	1.353	1.331
	Top side	0.001	0.189	0.068	0.081	0.385	0.010	0.009	0.190	0.079	0.092	0.091	0.395	0.394
	Botom side	1.098	0.001	0.004	0.002	0.118	0.001	0.001	1.099	1.103	1.101	1.101	1.217	1.217
	Right side	0.070	0.024	0.008	0.072	0.089	0.002	0.001	0.095	0.080	0.145	0.144	0.162	0.160
	Left side	0.164	0.125	0.057	0.022	0.206	0.017	0.008	0.289	0.238	0.203	0.194	0.387	0.378
WCDMA Band V	Front side	0.715	0.110	0.096	0.121	0.428	0.006	0.012	0.825	0.816	0.842	0.849	1.149	1.156
	Back side	0.634	0.358	0.135	0.175	0.819	0.039	0.016	0.992	0.808	0.848	0.826	1.492	1.470
	Top side	0.002	0.189	0.068	0.081	0.385	0.010	0.009	0.190	0.080	0.093	0.092	0.396	0.395
	Botom side	0.428	0.001	0.004	0.002	0.118	0.001	0.001	0.429	0.434	0.431	0.431	0.548	0.548
	Right side	0.211	0.024	0.008	0.072	0.089	0.002	0.001	0.236	0.221	0.286	0.285	0.303	0.302
	Left side	0.142	0.125	0.057	0.022	0.206	0.017	0.008	0.267	0.217	0.182	0.173	0.366	0.357
LTE Band 7	Front side	0.343	0.110	0.096	0.121	0.428	0.006	0.012	0.453	0.444	0.470	0.477	0.777	0.784
	Back side	0.365	0.358	0.135	0.175	0.819	0.039	0.016	0.723	0.539	0.579	0.556	1.222	1.200
	Top side	0.002	0.189	0.068	0.081	0.385	0.010	0.009	0.191	0.080	0.093	0.092	0.396	0.395
	Botom side	0.825	0.001	0.004	0.002	0.118	0.001	0.001	0.826	0.831	0.828	0.828	0.945	0.945
	Right side	0.071	0.024	0.008	0.072	0.089	0.002	0.001	0.095	0.081	0.145	0.144	0.162	0.161
	Left side	0.246	0.125	0.057	0.022	0.206	0.017	0.008	0.371	0.320	0.286	0.276	0.469	0.460
LTE Band 12	Front side	0.287	0.110	0.096	0.121	0.428	0.006	0.012	0.397	0.388	0.414	0.421	0.721	0.728
	Back side	0.272	0.358	0.135	0.175	0.819	0.039	0.016	0.630	0.446	0.486	0.464	1.129	1.107
	Top side	0.001	0.189	0.068	0.081	0.385	0.010	0.009	0.190	0.079	0.093	0.091	0.396	0.394
	Botom side	0.236	0.001	0.004	0.002	0.118	0.001	0.001	0.237	0.241	0.239	0.239	0.355	0.355
	Right side	0.003	0.024	0.008	0.072	0.089	0.002	0.001	0.028	0.013	0.078	0.077	0.095	0.093
	Left side	0.003	0.125	0.057	0.022	0.206	0.017	0.008	0.128	0.077	0.043	0.033	0.226	0.217
LTE Band 13	Front side	0.458	0.110	0.096	0.121	0.428	0.006	0.012	0.568	0.559	0.585	0.592	0.892	0.899
	Back side	0.395	0.358	0.135	0.175	0.819	0.039	0.016	0.753	0.569	0.610	0.587	1.253	1.231
	Top side	0.002	0.189	0.068	0.081	0.385	0.010	0.009	0.190	0.080	0.093	0.092	0.396	0.395
	Botom side	0.304	0.001	0.004	0.002	0.118	0.001	0.001	0.305	0.309	0.307	0.307	0.423	0.423
	Right side	0.003	0.024	0.008	0.072	0.089	0.002	0.001	0.027	0.013	0.078	0.076	0.094	0.093
	Left side	0.002	0.125	0.057	0.022	0.206	0.017	0.008	0.127	0.076	0.041	0.032	0.225	0.216
LTE Band 25	Front side	0.442	0.110	0.096	0.121	0.428	0.006	0.012	0.552	0.543	0.569	0.576	0.876	0.883
	Back side	0.475	0.358	0.135	0.175	0.819	0.039	0.016	0.833	0.649	0.689	0.667	1.333	1.310
	Top side	0.001	0.189	0.068	0.081	0.385	0.010	0.009	0.190	0.079	0.092	0.091	0.395	0.394
	Botom side	1.152	0.001	0.004	0.002	0.118	0.001	0.001	1.153	1.157	1.155	1.155	1.271	1.271
	Right side	0.012	0.024	0.008	0.072	0.089	0.002	0.001	0.036	0.022	0.087	0.086	0.103	0.102
	Left side	0.225	0.125	0.057	0.022	0.206	0.017	0.008	0.350	0.299	0.264	0.255	0.448	0.439
LTE Band 26	Front side	0.482	0.110	0.096	0.121	0.428	0.006	0.012	0.592	0.583	0.609	0.616	0.916	0.923
	Back side	0.471	0.358	0.135	0.175	0.819	0.039	0.016	0.829	0.645	0.685	0.663	1.329	1.307
	Top side	0.006	0.189	0.068	0.081	0.385	0.010	0.009	0.195	0.084	0.098	0.096	0.401	0.399
	Botom side	0.438	0.001	0.004	0.002	0.118	0.001	0.001	0.439	0.443	0.441	0.441	0.557	0.557
	Right side	0.338	0.024	0.008	0.072	0.089	0.002	0.001	0.362	0.348	0.413	0.411	0.429	0.428
	Left side	0.076	0.125	0.057	0.022	0.206	0.017	0.008	0.201	0.150	0.115	0.106	0.299	0.290
LTE Band 30	Front side	0.664	0.110	0.096	0.121	0.428	0.006	0.012	0.774	0.765	0.791	0.797	1.098	1.104
	Back side	0.684	0.358	0.135	0.175	0.819	0.039	0.016	1.042	0.858	0.898	0.876	1.541	1.519
	Top side	0.010	0.189	0.068	0.081	0.385	0.010	0.009	0.199	0.088	0.102	0.100	0.405	0.403
	Botom side	0.888	0.001	0.004	0.002	0.118	0.001	0.001	0.889	0.894	0.891	0.891	1.008	1.008
	Right side	0.069	0.024	0.008	0.072	0.089	0.002	0.001	0.093	0.079	0.144	0.142	0.160	0.159
	Left side	0.467	0.125	0.057	0.022	0.206	0.017	0.008	0.592	0.542	0.507	0.498	0.691	0.682
LTE Band 41	Front side	0.355	0.110	0.096	0.121	0.428	0.006	0.012	0.465	0.456	0.482	0.489	0.789	0.796
	Back side	0.470	0.358	0.135	0.175	0.819	0.039	0.016	0.827	0.644	0.684	0.661	1.327	1.305
	Top side	0.002	0.189	0.068	0.081	0.385	0.010	0.009	0.191	0.080	0.093	0.092	0.396	0.395
	Botom side	0.606	0.001	0.004	0.002	0.118	0.001	0.001	0.607	0.611	0.609	0.609	0.725	0.725
	Right side	0.005	0.024	0.008	0.072	0.089	0.002	0.001	0.029	0.015	0.079	0.078	0.096	0.095
	Left side	0.252	0.125	0.057	0.022	0.206	0.017	0.008	0.377	0.326	0.292	0.282	0.475	0.466
LTE Band 48	Front side	0.061	0.110	0.096	0.121	0.428	0.006	0.012	0.172	0.163	0.188	0.195	0.495	0.502
	Back side	0.208	0.358	0.135	0.175	0.819	0.039	0.016	0.566	0.382	0.422	0.400	1.066	1.043
	Top side	0.028	0.189	0.068	0.081	0.385	0.010	0.009	0.216	0.106	0.119	0.118	0.422	0.421
	Botom side	0.001	0.001	0.004	0.002	0.118	0.001	0.001	0.002	0.006	0.004	0.004	0.120	0.120
	Right side	0.130	0.024	0.008	0.072	0.089	0.002	0.001	0.155	0.140	0.205	0.204	0.222	0.221
	Left side	0.010	0.125	0.057	0.022	0.206	0.017	0.008	0.135	0.085	0.050	0.041	0.234	0.225
LTE Band 66	Front side	0.270	0.110	0.096	0.121	0.428	0.006	0.012	0.380	0.371	0.397	0.403	0.704	0.710
	Back side	0.390	0.358	0.135	0.175	0.819	0.039	0.016	0.748	0.564	0.604	0.582	1.247	1.225
	Top side	0.004	0.189	0.068	0.081	0.385	0.010	0.009	0.193	0.082	0.095	0.094	0.398	0.397
	Botom side	1.144	0.001	0.004	0.002	0.118	0.001	0.001	1.145	1.149	1.147	1.147	1.263	1.263
	Right side	0.082	0.024	0.008	0.072	0.089	0.002	0.001	0.107	0.092	0.157	0.156	0.174	0.173
	Left side	0.145	0.125	0.057	0.022	0.206	0.017	0.008	0.270	0.220	0.185	0.176	0.369	0.360
LTE Band 71	Front side	0.236	0.110	0.096	0.121	0.428	0.006	0.012	0.346	0.337	0.363	0.370	0.670	0.677
	Back side	0.194	0.358	0.135	0.175	0.819	0.039	0.016	0.552	0.368	0.408	0.386	1.051	1.029
	Top side	0.002	0.189	0.068	0.081	0.385	0.010	0.009	0.191	0.080	0.093	0.092	0.396	0.395
	Botom side	0.221	0.001	0.004	0.002	0.118	0.001	0.001	0.222	0.226	0.224	0.224	0.340	0.340
	Right side	0.108	0.024	0.008	0.072	0.089	0.002	0.001	0.133	0.118	0.183	0.182	0.200	0.198
	Left side	0.027	0.125	0.057	0.022	0.206	0.017	0.008	0.152	0.102	0.067	0.057	0.251	0.241
NR n41	Front side	0.045	0.110	0.096	0.121	0.428	0.006	0.012	0.155	0.146	0.171	0.178	0.479	0.485
	Back side	0.729	0.358	0.135	0.175	0.819	0.039	0.016	1.087	0.903	0.943	0.921	1.587	1.565
	Top side	0.005	0.189	0.068	0.081	0.385	0.010	0.009	0.194	0.083	0.097	0.095	0.400	0.398
	Botom side	0.194	0.001	0.004	0.002	0.118	0.001	0.001	0.195	0.199	0.197	0.197	0.313	0.313
	Right side	0.032	0.024	0.008	0.072	0.089	0.002	0.001	0.056	0.042	0.107	0.105	0.123	0.122
	Left side	0.084	0.125	0.057	0.022	0.206	0.017	0.008	0.209	0.159	0.124	0.115	0.308	0.298

Unless otherwise stated the results shown in this test report refer only to the sample(s) tested and such sample(s) are retained for 90 days only.
除非另有說明，此報告結果僅對測試之樣品負責，同時此樣品僅保留90天。本報告未經本公司書面許可，不可部份複製。
This document is issued by the Company subject to its General Conditions of Service printed overleaf, available on request or accessible at http://www.sgs.com.tw/Terms-and-Conditions and for electronic format documents, subject to Terms and Conditions for Electronic Documents at http://www.sgs.com.tw/Terms-and-Conditions. Attention is drawn to the limitation of liability, indemnification and jurisdiction issues defined therein. Any holder of this document is advised that information contained hereon reflects the Company's findings at the time of its intervention only and within the limits of Client's instructions, if any. The Company's sole responsibility is to its Client and this document does not exonerate parties to a transaction from exercising all their rights and obligations under the transaction documents. This document cannot be reproduced except in full, without prior written approval of the Company. Any unauthorized alteration, forgery or falsification of the content or appearance of this document is unlawful and offenders may be prosecuted to the fullest extent of the law.

Camera_Body-worn_UAT

The simultaneous body-worn exposure conditions for WLAN(Camera mode) with WWAN(UAT)

WWAN	Exposure position 1g(W/kg)	1	2	3	4	5	6	7	Scenario 1	Scenario 2	Scenario 3	Scenario 4	Scenario 5	Scenario 6
		WWAN	WLAN 2.4GHz Chain 0	WLAN 2.4GHz Chain 1	WLAN 5GHz Chain 0	WLAN 5GHz Chain 1	Bluetooth Chain0	Bluetooth Chain1	1+2 Sum	1+3+6 Sum	1+4+6 Sum	1+4+7 Sum	1+5+6 Sum	1+5+7 Sum
GPRS 850	Front side	0.531	0.025	0.004	0.056	0.081	0.003	0.016	0.556	0.537	0.589	0.602	0.614	0.628
	Back side	0.394	0.076	0.115	0.552	0.395	0.017	0.169	0.470	0.526	0.963	1.115	0.805	0.957
WCDMA Band V	Front side	0.299	0.025	0.004	0.056	0.081	0.003	0.016	0.324	0.305	0.357	0.370	0.382	0.395
	Back side	0.262	0.076	0.115	0.552	0.395	0.017	0.169	0.338	0.394	0.831	0.983	0.673	0.825
LTE Band 12	Front side	0.174	0.025	0.004	0.056	0.081	0.003	0.016	0.198	0.180	0.232	0.245	0.257	0.270
	Back side	0.140	0.076	0.115	0.552	0.395	0.017	0.169	0.216	0.273	0.710	0.862	0.552	0.704
LTE Band 13	Front side	0.314	0.025	0.004	0.056	0.081	0.003	0.016	0.339	0.321	0.372	0.386	0.398	0.411
	Back side	0.268	0.076	0.115	0.552	0.395	0.017	0.169	0.344	0.401	0.837	0.989	0.680	0.832
LTE Band 26	Front side	0.326	0.025	0.004	0.056	0.081	0.003	0.016	0.350	0.332	0.384	0.397	0.409	0.422
	Back side	0.258	0.076	0.115	0.552	0.395	0.017	0.169	0.335	0.391	0.828	0.980	0.670	0.822
LTE Band 71	Front side	0.128	0.025	0.004	0.056	0.081	0.003	0.016	0.153	0.135	0.186	0.200	0.212	0.225
	Back side	0.114	0.076	0.115	0.552	0.395	0.017	0.169	0.190	0.247	0.684	0.835	0.526	0.678
NR n41	Front side	0.084	0.025	0.004	0.056	0.081	0.003	0.016	0.109	0.090	0.142	0.155	0.167	0.181
	Back side	0.217	0.076	0.115	0.552	0.395	0.017	0.169	0.293	0.349	0.786	0.938	0.629	0.780

Unless otherwise stated the results shown in this test report refer only to the sample(s) tested and such sample(s) are retained for 90 days only.
除非另有說明，此報告結果僅對測試之樣品負責，同時此樣品僅保留90天。本報告未經本公司書面許可，不可部份複製。
This document is issued by the Company subject to its General Conditions of Service printed overleaf, available on request or accessible at http://www.sgs.com.tw/Terms-and-Conditions and for electronic format documents, subject to Terms and Conditions for Electronic Documents at http://www.sgs.com.tw/Terms-and-Conditions. Attention is drawn to the limitation of liability, indemnification and jurisdiction issues defined therein. Any holder of this document is advised that information contained hereon reflects the Company's findings at the time of its intervention only and within the limits of Client's instructions, if any. The Company's sole responsibility is to its Client and this document does not exonerate parties to a transaction from exercising all their rights and obligations under the transaction documents. This document cannot be reproduced except in full, without prior written approval of the Company. Any unauthorized alteration, forgery or falsification of the content or appearance of this document is unlawful and offenders may be prosecuted to the fullest extent of the law.

Camera_Body-worn_LAT

The simultaneous body-worn exposure conditions for WLAN(Camera mode) with WWAN(LAT)

WWAN	Exposure position 1g(W/kg)	1	2	3	4	5	6	7	Scenario 1	Scenario 2	Scenario 3	Scenario 4	Scenario 5	Scenario 6
		WWAN	WLAN 2.4GHz Chain 0	WLAN 2.4GHz Chain 1	WLAN 5GHz Chain 0	WLAN 5GHz Chain 1	Bluetooth Chain0	Bluetooth Chain1	1+2 Sum	1+3+6 Sum	1+4+6 Sum	1+4+7 Sum	1+5+6 Sum	1+5+7 Sum
GPRS 850	Front side	0.526	0.025	0.004	0.056	0.081	0.003	0.016	0.551	0.533	0.585	0.598	0.610	0.623
	Back side	0.451	0.076	0.115	0.552	0.395	0.017	0.169	0.527	0.584	1.021	1.172	0.863	1.015
GPRS 1900	Front side	0.257	0.025	0.004	0.056	0.081	0.003	0.016	0.281	0.263	0.315	0.328	0.340	0.353
	Back side	0.458	0.076	0.115	0.552	0.395	0.017	0.169	0.534	0.591	1.028	1.179	0.870	1.022
WCDMA Band II	Front side	0.353	0.025	0.004	0.056	0.081	0.003	0.016	0.377	0.359	0.411	0.424	0.436	0.449
	Back side	0.454	0.076	0.115	0.552	0.395	0.017	0.169	0.531	0.587	1.024	1.176	0.866	1.018
WCDMA Band IV	Front side	0.153	0.025	0.004	0.056	0.081	0.003	0.016	0.177	0.159	0.211	0.224	0.236	0.249
	Back side	0.212	0.076	0.115	0.552	0.395	0.017	0.169	0.288	0.345	0.781	0.933	0.624	0.776
WCDMA Band V	Front side	0.246	0.025	0.004	0.056	0.081	0.003	0.016	0.271	0.253	0.304	0.318	0.330	0.343
	Back side	0.164	0.076	0.115	0.552	0.395	0.017	0.169	0.240	0.297	0.733	0.885	0.576	0.728
LTE Band 7	Front side	0.214	0.025	0.004	0.056	0.081	0.003	0.016	0.238	0.220	0.272	0.285	0.297	0.310
	Back side	0.288	0.076	0.115	0.552	0.395	0.017	0.169	0.364	0.420	0.857	1.009	0.700	0.851
LTE Band 12	Front side	0.108	0.025	0.004	0.056	0.081	0.003	0.016	0.133	0.114	0.166	0.179	0.191	0.205
	Back side	0.308	0.076	0.115	0.552	0.395	0.017	0.169	0.384	0.440	0.877	1.029	0.720	0.871
LTE Band 13	Front side	0.054	0.025	0.004	0.056	0.081	0.003	0.016	0.078	0.060	0.112	0.125	0.137	0.150
	Back side	0.259	0.076	0.115	0.552	0.395	0.017	0.169	0.335	0.391	0.828	0.980	0.671	0.822
LTE Band 25	Front side	0.530	0.025	0.004	0.056	0.081	0.003	0.016	0.555	0.537	0.588	0.602	0.613	0.627
	Back side	0.619	0.076	0.115	0.552	0.395	0.017	0.169	0.695	0.752	1.189	1.340	1.031	1.183
LTE Band 26	Front side	0.227	0.025	0.004	0.056	0.081	0.003	0.016	0.252	0.234	0.285	0.299	0.310	0.324
	Back side	0.365	0.076	0.115	0.552	0.395	0.017	0.169	0.442	0.498	0.935	1.087	0.777	0.929
LTE Band 30	Front side	0.109	0.025	0.004	0.056	0.081	0.003	0.016	0.134	0.115	0.167	0.180	0.192	0.206
	Back side	0.223	0.076	0.115	0.552	0.395	0.017	0.169	0.299	0.356	0.793	0.945	0.635	0.787
LTE Band 41	Front side	0.147	0.025	0.004	0.056	0.081	0.003	0.016	0.172	0.153	0.205	0.219	0.230	0.244
	Back side	0.208	0.076	0.115	0.552	0.395	0.017	0.169	0.284	0.341	0.778	0.929	0.620	0.772
LTE Band 48	Front side	0.063	0.025	0.004	0.056	0.081	0.003	0.016	0.088	0.070	0.121	0.135	0.147	0.160
	Back side	0.098	0.076	0.115	0.552	0.395	0.017	0.169	0.174	0.231	0.668	0.819	0.510	0.662
LTE Band 66	Front side	0.245	0.025	0.004	0.056	0.081	0.003	0.016	0.270	0.252	0.303	0.317	0.329	0.342
	Back side	0.276	0.076	0.115	0.552	0.395	0.017	0.169	0.352	0.409	0.846	0.998	0.688	0.840
LTE Band 71	Front side	0.038	0.025	0.004	0.056	0.081	0.003	0.016	0.063	0.044	0.096	0.109	0.121	0.134
	Back side	0.032	0.076	0.115	0.552	0.395	0.017	0.169	0.108	0.164	0.601	0.753	0.443	0.595
NR n41	Front side	0.032	0.025	0.004	0.056	0.081	0.003	0.016	0.057	0.038	0.090	0.104	0.115	0.129
	Back side	0.212	0.076	0.115	0.552	0.395	0.017	0.169	0.288	0.345	0.781	0.933	0.624	0.776

Unless otherwise stated the results shown in this test report refer only to the sample(s) tested and such sample(s) are retained for 90 days only.
除非另有說明，此報告結果僅對測試之樣品負責，同時此樣品僅保留90天。本報告未經本公司書面許可，不可部份複製。
This document is issued by the Company subject to its General Conditions of Service printed overleaf, available on request or accessible at http://www.sgs.com.tw/Terms-and-Conditions and for electronic format documents, subject to Terms and Conditions for Electronic Documents at http://www.sgs.com.tw/Terms-and-Conditions. Attention is drawn to the limitation of liability, indemnification and jurisdiction issues defined therein. Any holder of this document is advised that information contained hereon reflects the Company's findings at the time of its intervention only and within the limits of Client's instructions, if any. The Company's sole responsibility is to its Client and this document does not exonerate parties to a transaction from exercising all their rights and obligations under the transaction documents. This document cannot be reproduced except in full, without prior written approval of the Company. Any unauthorized alteration, forgery or falsification of the content or appearance of this document is unlawful and offenders may be prosecuted to the fullest extent of the law.

Camera_Hotspot_UAT

The simultaneous hotspot exposure conditions for WLAN(Camera mode) with WWAN(UAT)

WWAN	Exposure position 1g(W/kg)	1	2	3	4	5	6	7	Scenario 1	Scenario 2	Scenario 3	Scenario 4	Scenario 5	Scenario 6
		WWAN	WLAN 2.4GHz Chain 0	WLAN 2.4GHz Chain 1	WLAN 5GHz Chain 0	WLAN 5GHz Chain 1	Bluetooth Chain0	Bluetooth Chain1	1+2 Sum	1+3+6 Sum	1+4+6 Sum	1+4+7 Sum	1+5+6 Sum	1+5+7 Sum
GPRS 850	Front side	0.531	0.088	0.027	0.122	0.083	0.006	0.026	0.619	0.563	0.659	0.679	0.620	0.640
	Back side	0.394	0.225	0.076	0.733	0.769	0.087	0.076	0.618	0.557	1.213	1.202	1.249	1.238
	Top side	0.285	0.181	0.001	0.147	0.003	0.072	0.001	0.466	0.358	0.504	0.433	0.360	0.289
	Botom side	0.006	0.002	0.024	0.001	0.154	0.001	0.020	0.009	0.032	0.009	0.028	0.161	0.180
	Right side	0.241	0.005	0.005	0.031	0.087	0.003	0.004	0.246	0.249	0.275	0.276	0.331	0.332
	Left side	0.140	0.071	0.020	0.112	0.020	0.058	0.016	0.211	0.218	0.310	0.268	0.218	0.176
WCDMA Band V	Front side	0.299	0.088	0.027	0.122	0.083	0.006	0.026	0.387	0.331	0.427	0.447	0.387	0.408
	Back side	0.262	0.225	0.076	0.733	0.769	0.087	0.076	0.486	0.425	1.082	1.070	1.117	1.106
	Top side	0.248	0.181	0.001	0.147	0.003	0.072	0.001	0.429	0.322	0.468	0.396	0.324	0.252
	Botom side	0.003	0.002	0.024	0.001	0.154	0.001	0.020	0.005	0.028	0.005	0.024	0.158	0.177
	Right side	0.152	0.005	0.005	0.031	0.087	0.003	0.004	0.157	0.160	0.186	0.187	0.242	0.243
	Left side	0.096	0.071	0.020	0.112	0.020	0.058	0.016	0.168	0.174	0.267	0.225	0.174	0.132
LTE Band 12	Front side	0.174	0.088	0.027	0.122	0.083	0.006	0.026	0.262	0.206	0.302	0.322	0.262	0.283
	Back side	0.140	0.225	0.076	0.733	0.769	0.087	0.076	0.365	0.304	0.960	0.949	0.996	0.985
	Top side	0.122	0.181	0.001	0.147	0.003	0.072	0.001	0.303	0.196	0.342	0.271	0.198	0.126
	Botom side	0.003	0.002	0.024	0.001	0.154	0.001	0.020	0.005	0.028	0.005	0.024	0.158	0.177
	Right side	0.105	0.005	0.005	0.031	0.087	0.003	0.004	0.110	0.113	0.140	0.140	0.195	0.196
	Left side	0.007	0.071	0.020	0.112	0.020	0.058	0.016	0.078	0.085	0.177	0.135	0.085	0.043
LTE Band 13	Front side	0.314	0.088	0.027	0.122	0.083	0.006	0.026	0.402	0.346	0.442	0.463	0.403	0.423
	Back side	0.268	0.225	0.076	0.733	0.769	0.087	0.076	0.493	0.431	1.088	1.076	1.124	1.112
	Top side	0.200	0.181	0.001	0.147	0.003	0.072	0.001	0.381	0.273	0.420	0.348	0.275	0.204
	Botom side	0.007	0.002	0.024	0.001	0.154	0.001	0.020	0.009	0.032	0.009	0.028	0.162	0.181
	Right side	0.158	0.005	0.005	0.031	0.087	0.003	0.004	0.164	0.167	0.193	0.194	0.249	0.249
	Left side	0.083	0.071	0.020	0.112	0.020	0.058	0.016	0.154	0.161	0.253	0.211	0.161	0.119
LTE Band 26	Front side	0.326	0.088	0.027	0.122	0.083	0.006	0.026	0.414	0.358	0.454	0.474	0.414	0.435
	Back side	0.258	0.225	0.076	0.733	0.769	0.087	0.076	0.483	0.422	1.078	1.067	1.114	1.103
	Top side	0.204	0.181	0.001	0.147	0.003	0.072	0.001	0.386	0.278	0.424	0.353	0.280	0.208
	Botom side	0.001	0.002	0.024	0.001	0.154	0.001	0.020	0.003	0.026	0.003	0.022	0.156	0.175
	Right side	0.131	0.005	0.005	0.031	0.087	0.003	0.004	0.136	0.139	0.166	0.166	0.221	0.222
	Left side	0.102	0.071	0.020	0.112	0.020	0.058	0.016	0.173	0.180	0.272	0.230	0.180	0.138
LTE Band 71	Front side	0.128	0.088	0.027	0.122	0.083	0.006	0.026	0.216	0.161	0.256	0.277	0.217	0.237
	Back side	0.114	0.225	0.076	0.733	0.769	0.087	0.076	0.339	0.277	0.934	0.922	0.970	0.958
	Top side	0.095	0.181	0.001	0.147	0.003	0.072	0.001	0.276	0.169	0.315	0.243	0.171	0.099
	Botom side	0.001	0.002	0.024	0.001	0.154	0.001	0.020	0.003	0.026	0.003	0.022	0.156	0.175
	Right side	0.002	0.005	0.005	0.031	0.087	0.003	0.004	0.008	0.010	0.037	0.037	0.093	0.093
	Left side	0.068	0.071	0.020	0.112	0.020	0.058	0.016	0.139	0.146	0.238	0.196	0.146	0.104
NR n41	Front side	0.084	0.088	0.027	0.122	0.083	0.006	0.026	0.172	0.116	0.212	0.232	0.173	0.193
	Back side	0.217	0.225	0.076	0.733	0.769	0.087	0.076	0.441	0.380	1.037	1.025	1.073	1.061
	Top side	0.006	0.181	0.001	0.147	0.003	0.072	0.001	0.187	0.079	0.226	0.154	0.081	0.010
	Botom side	0.004	0.002	0.024	0.001	0.154	0.001	0.020	0.007	0.030	0.007	0.026	0.159	0.178
	Right side	0.013	0.005	0.005	0.031	0.087	0.003	0.004	0.018	0.021	0.048	0.048	0.104	0.104
	Left side	0.025	0.071	0.020	0.112	0.020	0.058	0.016	0.096	0.103	0.195	0.153	0.103	0.061

Unless otherwise stated the results shown in this test report refer only to the sample(s) tested and such sample(s) are retained for 90 days only.
除非另有說明，此報告結果僅對測試之樣品負責，同時此樣品僅保留90天。本報告未經本公司書面許可，不可部份複製。
This document is issued by the Company subject to its General Conditions of Service printed overleaf, available on request or accessible at http://www.sgs.com.tw/Terms-and-Conditions and for electronic format documents, subject to Terms and Conditions for Electronic Documents at http://www.sgs.com.tw/Terms-and-Conditions. Attention is drawn to the limitation of liability, indemnification and jurisdiction issues defined therein. Any holder of this document is advised that information contained hereon reflects the Company's findings at the time of its intervention only and within the limits of Client's instructions, if any. The Company's sole responsibility is to its Client and this document does not exonerate parties to a transaction from exercising all their rights and obligations under the transaction documents. This document cannot be reproduced except in full, without prior written approval of the Company. Any unauthorized alteration, forgery or falsification of the content or appearance of this document is unlawful and offenders may be prosecuted to the fullest extent of the law.

Camera_Hotspot_LAT

The simultaneous hotspot exposure conditions for WLAN(Camera mode) with WWAN(LAT)

WWAN	Exposure position 1g(W/kg)	1	2	3	4	5	6	7	Scenario 1	Scenario 2	Scenario 3	Scenario 4	Scenario 5	Scenario 6
		WWAN	WLAN 2.4GHz Chain 0	WLAN 2.4GHz Chain 1	WLAN 5GHz Chain 0	WLAN 5GHz Chain 1	Bluetooth Chain0	Bluetooth Chain1	1+2 Sum	1+3+6 Sum	1+4+6 Sum	1+4+7 Sum	1+5+6 Sum	1+5+7 Sum
GPRS 850	Front side	0.456	0.088	0.027	0.122	0.083	0.006	0.026	0.544	0.488	0.584	0.604	0.545	0.565
	Back side	0.407	0.225	0.076	0.733	0.769	0.087	0.076	0.631	0.570	1.227	1.215	1.262	1.251
	Top side	0.001	0.181	0.001	0.147	0.003	0.072	0.001	0.182	0.075	0.221	0.149	0.077	0.005
	Botom side	0.397	0.002	0.024	0.001	0.154	0.001	0.020	0.399	0.422	0.399	0.418	0.551	0.570
	Right side	0.369	0.005	0.005	0.031	0.087	0.003	0.004	0.375	0.377	0.404	0.404	0.460	0.460
	Left side	0.096	0.071	0.020	0.112	0.020	0.058	0.016	0.167	0.173	0.266	0.224	0.174	0.132
GPRS 1900	Front side	0.393	0.088	0.027	0.122	0.083	0.006	0.026	0.481	0.425	0.521	0.541	0.482	0.502
	Back side	0.433	0.225	0.076	0.733	0.769	0.087	0.076	0.658	0.596	1.253	1.241	1.289	1.277
	Top side	0.001	0.181	0.001	0.147	0.003	0.072	0.001	0.182	0.075	0.221	0.149	0.077	0.005
	Botom side	1.136	0.002	0.024	0.001	0.154	0.001	0.020	1.138	1.161	1.138	1.157	1.291	1.310
	Right side	0.146	0.005	0.005	0.031	0.087	0.003	0.004	0.151	0.154	0.180	0.181	0.236	0.237
	Left side	0.240	0.071	0.020	0.112	0.020	0.058	0.016	0.311	0.318	0.410	0.368	0.318	0.276
WCDMA Band II	Front side	0.209	0.088	0.027	0.122	0.083	0.006	0.026	0.297	0.241	0.337	0.357	0.298	0.318
	Back side	0.373	0.225	0.076	0.733	0.769	0.087	0.076	0.597	0.536	1.193	1.181	1.228	1.217
	Top side	0.003	0.181	0.001	0.147	0.003	0.072	0.001	0.184	0.077	0.223	0.151	0.079	0.007
	Botom side	1.172	0.002	0.024	0.001	0.154	0.001	0.020	1.175	1.198	1.175	1.194	1.327	1.346
	Right side	0.069	0.005	0.005	0.031	0.087	0.003	0.004	0.075	0.077	0.104	0.104	0.160	0.160
	Left side	0.124	0.071	0.020	0.112	0.020	0.058	0.016	0.195	0.201	0.294	0.252	0.202	0.160
WCDMA Band IV	Front side	0.292	0.088	0.027	0.122	0.083	0.006	0.026	0.380	0.324	0.420	0.441	0.381	0.401
	Back side	0.495	0.225	0.076	0.733	0.769	0.087	0.076	0.720	0.659	1.315	1.304	1.351	1.340
	Top side	0.001	0.181	0.001	0.147	0.003	0.072	0.001	0.182	0.075	0.221	0.149	0.077	0.005
	Botom side	1.098	0.002	0.024	0.001	0.154	0.001	0.020	1.100	1.123	1.100	1.119	1.252	1.271
	Right side	0.070	0.005	0.005	0.031	0.087	0.003	0.004	0.076	0.078	0.105	0.105	0.161	0.161
	Left side	0.164	0.071	0.020	0.112	0.020	0.058	0.016	0.235	0.242	0.334	0.292	0.242	0.200
WCDMA Band V	Front side	0.614	0.088	0.027	0.122	0.083	0.006	0.026	0.702	0.646	0.742	0.763	0.703	0.723
	Back side	0.487	0.225	0.076	0.733	0.769	0.087	0.076	0.711	0.650	1.307	1.295	1.342	1.331
	Top side	0.001	0.181	0.001	0.147	0.003	0.072	0.001	0.182	0.075	0.221	0.149	0.077	0.005
	Botom side	0.368	0.002	0.024	0.001	0.154	0.001	0.020	0.370	0.393	0.370	0.389	0.523	0.542
	Right side	0.174	0.005	0.005	0.031	0.087	0.003	0.004	0.180	0.182	0.209	0.210	0.265	0.265
	Left side	0.119	0.071	0.020	0.112	0.020	0.058	0.016	0.191	0.197	0.290	0.248	0.197	0.156
LTE Band 7	Front side	0.343	0.088	0.027	0.122	0.083	0.006	0.026	0.431	0.375	0.471	0.491	0.432	0.452
	Back side	0.365	0.225	0.076	0.733	0.769	0.087	0.076	0.589	0.528	1.185	1.173	1.220	1.209
	Top side	0.002	0.181	0.001	0.147	0.003	0.072	0.001	0.183	0.076	0.222	0.150	0.078	0.006
	Botom side	0.825	0.002	0.024	0.001	0.154	0.001	0.020	0.827	0.850	0.827	0.846	0.980	0.999
	Right side	0.071	0.005	0.005	0.031	0.087	0.003	0.004	0.076	0.079	0.105	0.106	0.161	0.162
	Left side	0.246	0.071	0.020	0.112	0.020	0.058	0.016	0.317	0.324	0.416	0.374	0.324	0.282
LTE Band 12	Front side	0.287	0.088	0.027	0.122	0.083	0.006	0.026	0.375	0.319	0.415	0.435	0.376	0.396
	Back side	0.272	0.225	0.076	0.733	0.769	0.087	0.076	0.496	0.435	1.092	1.080	1.128	1.116
	Top side	0.001	0.181	0.001	0.147	0.003	0.072	0.001	0.182	0.075	0.221	0.150	0.077	0.005
	Botom side	0.236	0.002	0.024	0.001	0.154	0.001	0.020	0.238	0.261	0.238	0.257	0.391	0.410
	Right side	0.003	0.005	0.005	0.031	0.087	0.003	0.004	0.008	0.011	0.038	0.038	0.094	0.094
	Left side	0.003	0.071	0.020	0.112	0.020	0.058	0.016	0.074	0.081	0.173	0.131	0.081	0.039
LTE Band 13	Front side	0.458	0.088	0.027	0.122	0.083	0.006	0.026	0.546	0.490	0.586	0.606	0.547	0.567
	Back side	0.395	0.225	0.076	0.733	0.769	0.087	0.076	0.620	0.559	1.215	1.204	1.251	1.240
	Top side	0.002	0.181	0.001	0.147	0.003	0.072	0.001	0.183	0.075	0.221	0.150	0.077	0.006
	Botom side	0.304	0.002	0.024	0.001	0.154	0.001	0.020	0.306	0.329	0.306	0.325	0.459	0.478
	Right side	0.003	0.005	0.005	0.031	0.087	0.003	0.004	0.008	0.011	0.037	0.038	0.093	0.094
	Left side	0.002	0.071	0.020	0.112	0.020	0.058	0.016	0.073	0.079	0.172	0.130	0.080	0.038
LTE Band 25	Front side	0.442	0.088	0.027	0.122	0.083	0.006	0.026	0.530	0.474	0.570	0.590	0.531	0.551
	Back side	0.475	0.225	0.076	0.733	0.769	0.087	0.076	0.700	0.638	1.295	1.283	1.331	1.319
	Top side	0.001	0.181	0.001	0.147	0.003	0.072	0.001	0.182	0.075	0.221	0.149	0.077	0.005
	Botom side	1.152	0.002	0.024	0.001	0.154	0.001	0.020	1.154	1.177	1.154	1.173	1.307	1.326
	Right side	0.012	0.005	0.005	0.031	0.087	0.003	0.004	0.017	0.020	0.047	0.047	0.102	0.103
	Left side	0.225	0.071	0.020	0.112	0.020	0.058	0.016	0.296	0.302	0.395	0.353	0.302	0.261
LTE Band 26	Front side	0.482	0.088	0.027	0.122	0.083	0.006	0.026	0.570	0.514	0.610	0.630	0.571	0.591
	Back side	0.471	0.225	0.076	0.733	0.769	0.087	0.076	0.696	0.635	1.291	1.280	1.327	1.316
	Top side	0.006	0.181	0.001	0.147	0.003	0.072	0.001	0.187	0.080	0.226	0.155	0.082	0.010
	Botom side	0.438	0.002	0.024	0.001	0.154	0.001	0.020	0.440	0.463	0.440	0.459	0.592	0.612
	Right side	0.338	0.005	0.005	0.031	0.087	0.003	0.004	0.343	0.346	0.372	0.373	0.428	0.429
	Left side	0.076	0.071	0.020	0.112	0.020	0.058	0.016	0.147	0.154	0.246	0.204	0.154	0.112
LTE Band 30	Front side	0.423	0.088	0.027	0.122	0.083	0.006	0.026	0.511	0.455	0.551	0.571	0.512	0.532
	Back side	0.435	0.225	0.076	0.733	0.769	0.087	0.076	0.660	0.598	1.255	1.243	1.291	1.279
	Top side	0.006	0.181	0.001	0.147	0.003	0.072	0.001	0.187	0.080	0.226	0.154	0.082	0.010
	Botom side	0.567	0.002	0.024	0.001	0.154	0.001	0.020	0.569	0.592	0.569	0.588	0.721	0.741
	Right side	0.043	0.005	0.005	0.031	0.087	0.003	0.004	0.049	0.051	0.078	0.079	0.134	0.134
	Left side	0.294	0.071	0.020	0.112	0.020	0.058	0.016	0.366	0.372	0.465	0.423	0.372	0.330
LTE Band 41	Front side	0.355	0.088	0.027	0.122	0.083	0.006	0.026	0.443	0.387	0.483	0.503	0.444	0.464
	Back side	0.470	0.225	0.076	0.733	0.769	0.087	0.076	0.694	0.633	1.290	1.278	1.325	1.314
	Top side	0.002	0.181	0.001	0.147	0.003	0.072	0.001	0.183	0.076	0.222	0.150	0.078	0.006
	Botom side	0.606	0.002	0.024	0.001	0.154	0.001	0.020	0.608	0.631	0.608	0.627	0.760	0.779
	Right side	0.005	0.005	0.005	0.031	0.087	0.003	0.004	0.010	0.013	0.039	0.040	0.095	0.096
	Left side	0.252	0.071	0.020	0.112	0.020	0.058	0.016	0.323	0.330	0.422	0.380	0.330	0.288
LTE Band 48	Front side	0.061	0.088	0.027	0.122	0.083	0.006	0.026	0.149	0.094	0.189	0.210	0.150	0.170
	Back side	0.208	0.225	0.076	0.733	0.769	0.087	0.076	0.433	0.371	1.028	1.017	1.064	1.052
	Top side	0.028	0.181	0.001	0.147	0.003	0.072	0.001	0.209	0.101	0.248	0.176	0.103	0.032
	Botom side	0.001	0.002	0.024	0.001	0.154	0.001	0.020	0.003	0.026	0.003	0.022	0.156	0.175
	Right side	0.130	0.005	0.005	0.031	0.087	0.003	0.004	0.136	0.139	0.165	0.166	0.221	0.221
	Left side	0.010	0.071	0.020	0.112	0.020	0.058	0.016	0.081	0.088	0.180	0.139	0.088	0.046
LTE Band 66	Front side	0.270	0.088	0.027	0.122	0.083	0.006	0.026	0.358	0.302	0.397	0.418	0.358	0.379
	Back side	0.390	0.225	0.076	0.733	0.769	0.087	0.076	0.614	0.553	1.210	1.198	1.246	1.234
	Top side	0.004	0.181	0.001	0.147	0.003	0.072	0.001	0.185	0.078	0.224	0.153	0.080	0.008
	Botom side	1.144	0.002	0.024	0.001	0.154	0.001	0.020	1.146	1.169	1.146	1.165	1.299	1.318
	Right side	0.082	0.005	0.005	0.031	0.087	0.003	0.004	0.088	0.090	0.117	0.118	0.173	0.173
	Left side	0.145	0.071	0.020	0.112	0.020	0.058	0.016	0.217	0.223	0.316	0.274	0.223	0.181
LTE Band 71	Front side	0.236	0.088	0.027	0.122	0.083	0.006	0.026	0.324	0.268	0.364	0.384	0.325	0.345
	Back side	0.194	0.225	0.076	0.733	0.769	0.087	0.076	0.418	0.357	1.014	1.002	1.050	1.038
	Top side	0.002	0.181	0.001	0.147	0.003	0.072	0.001	0.183	0.076	0.222	0.150	0.078	0.006
	Botom side	0.221	0.002	0.024	0.001	0.154	0.001	0.020	0.223	0.246	0.223	0.242	0.376	0.395
	Right side	0.108	0.005	0.005	0.031	0.087	0.003	0.004	0.114	0.116	0.143	0.143	0.199	0.199
	Left side	0.027	0.071	0.020	0.112	0.020	0.058	0.016	0.098	0.105	0.197	0.155	0.105	0.063
NR n41	Front side	0.032	0.088	0.027	0.122	0.083	0.006	0.026	0.120	0.064	0.160	0.180	0.121	0.141
	Back side	0.514	0.225	0.076	0.733	0.769	0.087	0.076	0.738	0.677	1.334	1.322	1.370	1.358
	Top side	0.005	0.181	0.001	0.147	0.003	0.072	0.001	0.186	0.078	0.224	0.153	0.080	0.009
	Botom side	0.135	0.002	0.024	0.001	0.154	0.001	0.020	0.138	0.161	0.138	0.157	0.290	0.309
	Right side	0.025	0.005	0.005	0.031	0.087	0.003	0.004	0.030	0.033	0.060	0.060	0.116	0.116
	Left side	0.060	0.071	0.020	0.112	0.020	0.058	0.016	0.131	0.138	0.230	0.188	0.138	0.096

Unless otherwise stated the results shown in this test report refer only to the sample(s) tested and such sample(s) are retained for 90 days only.
除非另有說明，此報告結果僅對測試之樣品負責，同時此樣品僅保留90天。本報告未經本公司書面許可，不可部份複製。
This document is issued by the Company subject to its General Conditions of Service printed overleaf, available on request or accessible at http://www.sgs.com.tw/Terms-and-Conditions and for electronic format documents, subject to Terms and Conditions for Electronic Documents at http://www.sgs.com.tw/Terms-and-Conditions. Attention is drawn to the limitation of liability, indemnification and jurisdiction issues defined therein. Any holder of this document is advised that information contained hereon reflects the Company's findings at the time of its intervention only and within the limits of Client's instructions, if any. The Company's sole responsibility is to its Client and this document does not exonerate parties to a transaction from exercising all their rights and obligations under the transaction documents. This document cannot be reproduced except in full, without prior written approval of the Company. Any unauthorized alteration, forgery or falsification of the content or appearance of this document is unlawful and offenders may be prosecuted to the fullest extent of the law.

Normal_Landscape_Body_UAT

The simultaneous body-worn exposure conditions for WLAN(normal landscape mode) with WWAN(UAT)

WWAN	Exposure position 1g(W/kg)	1	2	3	4	5	6	7	Scenario 1	Scenario 2	Scenario 3	Scenario 4	Scenario 5	Scenario 6
		WWAN	WLAN 2.4GHz Chain 0	WLAN 2.4GHz Chain 1	WLAN 5GHz Chain 0	WLAN 5GHz Chain 1	Bluetooth Chain0	Bluetooth Chain1	1+2 Sum	1+3+6 Sum	1+4+6 Sum	1+4+7 Sum	1+5+6 Sum	1+5+7 Sum
GPRS 850	Front side	0.531	0.046	0.004	0.082	0.081	0.002	0.016	0.577	0.537	0.615	0.628	0.614	0.628
	Back side	0.394	0.164	0.115	0.126	0.395	0.014	0.169	0.557	0.523	0.533	0.688	0.802	0.957
WCDMA Band V	Front side	0.299	0.046	0.004	0.082	0.081	0.002	0.016	0.345	0.305	0.382	0.396	0.382	0.395
	Back side	0.262	0.164	0.115	0.126	0.395	0.014	0.169	0.425	0.391	0.401	0.556	0.670	0.825
LTE Band 12	Front side	0.174	0.046	0.004	0.082	0.081	0.002	0.016	0.219	0.180	0.257	0.271	0.256	0.270
	Back side	0.140	0.164	0.115	0.126	0.395	0.014	0.169	0.304	0.269	0.280	0.435	0.549	0.704
LTE Band 13	Front side	0.314	0.046	0.004	0.082	0.081	0.002	0.016	0.360	0.320	0.398	0.412	0.397	0.411
	Back side	0.268	0.164	0.115	0.126	0.395	0.014	0.169	0.432	0.397	0.407	0.563	0.676	0.832
LTE Band 26	Front side	0.326	0.046	0.004	0.082	0.081	0.002	0.016	0.372	0.332	0.409	0.423	0.409	0.422
	Back side	0.258	0.164	0.115	0.126	0.395	0.014	0.169	0.422	0.388	0.398	0.553	0.667	0.822
LTE Band 71	Front side	0.128	0.046	0.004	0.082	0.081	0.002	0.016	0.174	0.134	0.212	0.226	0.211	0.225
	Back side	0.114	0.164	0.115	0.126	0.395	0.014	0.169	0.278	0.243	0.253	0.409	0.523	0.678
NR n41	Front side	0.084	0.046	0.004	0.082	0.081	0.002	0.016	0.130	0.090	0.168	0.182	0.167	0.181
	Back side	0.217	0.164	0.115	0.126	0.395	0.014	0.169	0.381	0.346	0.356	0.511	0.625	0.780

Unless otherwise stated the results shown in this test report refer only to the sample(s) tested and such sample(s) are retained for 90 days only.
除非另有說明，此報告結果僅對測試之樣品負責，同時此樣品僅保留90天。本報告未經本公司書面許可，不可部份複製。
This document is issued by the Company subject to its General Conditions of Service printed overleaf, available on request or accessible at http://www.sgs.com.tw/Terms-and-Conditions and for electronic format documents, subject to Terms and Conditions for Electronic Documents at http://www.sgs.com.tw/Terms-and-Conditions. Attention is drawn to the limitation of liability, indemnification and jurisdiction issues defined therein. Any holder of this document is advised that information contained hereon reflects the Company's findings at the time of its intervention only and within the limits of Client's instructions, if any. The Company's sole responsibility is to its Client and this document does not exonerate parties to a transaction from exercising all their rights and obligations under the transaction documents. This document cannot be reproduced except in full, without prior written approval of the Company. Any unauthorized alteration, forgery or falsification of the content or appearance of this document is unlawful and offenders may be prosecuted to the fullest extent of the law.

The simultaneous body-worn exposure conditions for WLAN(normal landscape mode) with WWAN(LAT)

WWAN	Exposure position 1g(W/kg)	1	2	3	4	5	6	7	Scenario 1	Scenario 2	Scenario 3	Scenario 4	Scenario 5	Scenario 6
		WWAN	WLAN 2.4GHz Chain 0	WLAN 2.4GHz Chain 1	WLAN 5GHz Chain 0	WLAN 5GHz Chain 1	Bluetooth Chain0	Bluetooth Chain1	1+2 Sum	1+3+6 Sum	1+4+6 Sum	1+4+7 Sum	1+5+6 Sum	1+5+7 Sum
GPRS 850	Front side	0.526	0.046	0.004	0.082	0.081	0.002	0.016	0.572	0.532	0.610	0.624	0.609	0.623
	Back side	0.451	0.164	0.115	0.126	0.395	0.014	0.169	0.615	0.580	0.590	0.746	0.859	1.015
GPRS 1900	Front side	0.257	0.046	0.004	0.082	0.081	0.002	0.016	0.302	0.262	0.340	0.354	0.339	0.353
	Back side	0.458	0.164	0.115	0.126	0.395	0.014	0.169	0.622	0.587	0.597	0.753	0.866	1.022
WCDMA Band II	Front side	0.353	0.046	0.004	0.082	0.081	0.002	0.016	0.398	0.358	0.436	0.450	0.435	0.449
	Back side	0.454	0.164	0.115	0.126	0.395	0.014	0.169	0.618	0.584	0.594	0.749	0.863	1.018
WCDMA Band IV	Front side	0.153	0.046	0.004	0.082	0.081	0.002	0.016	0.198	0.158	0.236	0.250	0.235	0.249
	Back side	0.212	0.164	0.115	0.126	0.395	0.014	0.169	0.376	0.341	0.351	0.507	0.620	0.776
WCDMA Band V	Front side	0.246	0.046	0.004	0.082	0.081	0.002	0.016	0.292	0.252	0.330	0.344	0.329	0.343
	Back side	0.164	0.164	0.115	0.126	0.395	0.014	0.169	0.328	0.293	0.303	0.459	0.572	0.728
LTE Band 7	Front side	0.214	0.046	0.004	0.082	0.081	0.002	0.016	0.259	0.219	0.297	0.311	0.296	0.310
	Back side	0.288	0.164	0.115	0.126	0.395	0.014	0.169	0.452	0.417	0.427	0.582	0.696	0.851
LTE Band 12	Front side	0.108	0.046	0.004	0.082	0.081	0.002	0.016	0.154	0.114	0.192	0.206	0.191	0.205
	Back side	0.308	0.164	0.115	0.126	0.395	0.014	0.169	0.472	0.437	0.447	0.602	0.716	0.871
LTE Band 13	Front side	0.054	0.046	0.004	0.082	0.081	0.002	0.016	0.099	0.059	0.137	0.151	0.136	0.150
	Back side	0.259	0.164	0.115	0.126	0.395	0.014	0.169	0.423	0.388	0.398	0.553	0.667	0.822
LTE Band 25	Front side	0.530	0.046	0.004	0.082	0.081	0.002	0.016	0.576	0.536	0.614	0.628	0.613	0.627
	Back side	0.619	0.164	0.115	0.126	0.395	0.014	0.169	0.783	0.748	0.759	0.914	1.028	1.183
LTE Band 26	Front side	0.227	0.046	0.004	0.082	0.081	0.002	0.016	0.273	0.233	0.311	0.325	0.310	0.324
	Back side	0.365	0.164	0.115	0.126	0.395	0.014	0.169	0.529	0.495	0.505	0.660	0.774	0.929
LTE Band 30	Front side	0.109	0.046	0.004	0.082	0.081	0.002	0.016	0.155	0.115	0.193	0.207	0.192	0.206
	Back side	0.223	0.164	0.115	0.126	0.395	0.014	0.169	0.387	0.353	0.363	0.518	0.632	0.787
LTE Band 41	Front side	0.147	0.046	0.004	0.082	0.081	0.002	0.016	0.193	0.153	0.231	0.245	0.230	0.244
	Back side	0.208	0.164	0.115	0.126	0.395	0.014	0.169	0.372	0.337	0.348	0.503	0.617	0.772
LTE Band 48	Front side	0.063	0.046	0.004	0.082	0.081	0.002	0.016	0.109	0.069	0.147	0.161	0.146	0.160
	Back side	0.098	0.164	0.115	0.126	0.395	0.014	0.169	0.262	0.227	0.237	0.393	0.507	0.662
LTE Band 66	Front side	0.245	0.046	0.004	0.082	0.081	0.002	0.016	0.291	0.251	0.329	0.343	0.328	0.342
	Back side	0.276	0.164	0.115	0.126	0.395	0.014	0.169	0.440	0.405	0.416	0.571	0.685	0.840
LTE Band 71	Front side	0.038	0.046	0.004	0.082	0.081	0.002	0.016	0.084	0.044	0.122	0.135	0.121	0.134
	Back side	0.032	0.164	0.115	0.126	0.395	0.014	0.169	0.196	0.161	0.171	0.326	0.440	0.595
NR n41	Front side	0.032	0.046	0.004	0.082	0.081	0.002	0.016	0.078	0.038	0.116	0.130	0.115	0.129
	Back side	0.212	0.164	0.115	0.126	0.395	0.014	0.169	0.376	0.341	0.351	0.507	0.620	0.776

Unless otherwise stated the results shown in this test report refer only to the sample(s) tested and such sample(s) are retained for 90 days only.
除非另有說明，此報告結果僅對測試之樣品負責，同時此樣品僅保留90天。本報告未經本公司書面許可，不可部份複製。
This document is issued by the Company subject to its General Conditions of Service printed overleaf, available on request or accessible at http://www.sgs.com.tw/Terms-and-Conditions and for electronic format documents, subject to Terms and Conditions for Electronic Documents at http://www.sgs.com.tw/Terms-and-Conditions. Attention is drawn to the limitation of liability, indemnification and jurisdiction issues defined therein. Any holder of this document is advised that information contained hereon reflects the Company's findings at the time of its intervention only and within the limits of Client's instructions, if any. The Company's sole responsibility is to its Client and this document does not exonerate parties to a transaction from exercising all their rights and obligations under the transaction documents. This document cannot be reproduced except in full, without prior written approval of the Company. Any unauthorized alteration, forgery or falsification of the content or appearance of this document is unlawful and offenders may be prosecuted to the fullest extent of the law.

Normal_Landscape_Hotspot_UAT

The simultaneous hotspot exposure conditions for WLAN(normal landscape mode) with WWAN(UAT)

WWAN	Exposure position 1g(W/kg)	1	2	3	4	5	6	7	Scenario 1	Scenario 2	Scenario 3	Scenario 4	Scenario 5	Scenario 6
		WWAN	WLAN 2.4GHz Chain 0	WLAN 2.4GHz Chain 1	WLAN 5GHz Chain 0	WLAN 5GHz Chain 1	Bluetooth Chain0	Bluetooth Chain1	1+2 Sum	1+3+6 Sum	1+4+6 Sum	1+4+7 Sum	1+5+6 Sum	1+5+7 Sum
GPRS 850	Front side	0.531	0.110	0.027	0.121	0.083	0.006	0.026	0.641	0.563	0.658	0.678	0.620	0.640
	Back side	0.394	0.358	0.076	0.175	0.769	0.039	0.076	0.751	0.508	0.608	0.645	1.201	1.238
	Top side	0.285	0.189	0.001	0.081	0.003	0.010	0.001	0.473	0.295	0.376	0.367	0.297	0.289
	Botom side	0.006	0.001	0.024	0.002	0.154	0.001	0.020	0.007	0.031	0.010	0.029	0.161	0.180
	Right side	0.241	0.024	0.005	0.072	0.087	0.002	0.004	0.265	0.248	0.315	0.317	0.330	0.332
	Left side	0.140	0.125	0.020	0.022	0.020	0.017	0.016	0.265	0.177	0.179	0.178	0.177	0.176
WCDMA Band V	Front side	0.299	0.110	0.027	0.121	0.083	0.006	0.026	0.409	0.331	0.426	0.446	0.388	0.408
	Back side	0.262	0.358	0.076	0.175	0.769	0.039	0.076	0.619	0.376	0.476	0.513	1.069	1.106
	Top side	0.248	0.189	0.001	0.081	0.003	0.010	0.001	0.437	0.259	0.339	0.330	0.261	0.252
	Botom side	0.003	0.001	0.024	0.002	0.154	0.001	0.020	0.004	0.028	0.006	0.025	0.158	0.177
	Right side	0.152	0.024	0.005	0.072	0.087	0.002	0.004	0.176	0.159	0.226	0.228	0.241	0.243
	Left side	0.096	0.125	0.020	0.022	0.020	0.017	0.016	0.221	0.134	0.136	0.135	0.134	0.132
LTE Band 12	Front side	0.174	0.110	0.027	0.121	0.083	0.006	0.026	0.284	0.206	0.301	0.321	0.262	0.283
	Back side	0.140	0.358	0.076	0.175	0.769	0.039	0.076	0.498	0.255	0.354	0.391	0.947	0.985
	Top side	0.122	0.189	0.001	0.081	0.003	0.010	0.001	0.311	0.133	0.214	0.205	0.135	0.126
	Botom side	0.003	0.001	0.024	0.002	0.154	0.001	0.020	0.004	0.028	0.006	0.025	0.157	0.177
	Right side	0.105	0.024	0.005	0.072	0.087	0.002	0.004	0.129	0.112	0.180	0.181	0.194	0.196
	Left side	0.007	0.125	0.020	0.022	0.020	0.017	0.016	0.132	0.044	0.047	0.045	0.045	0.043
LTE Band 13	Front side	0.314	0.110	0.027	0.121	0.083	0.006	0.026	0.424	0.347	0.441	0.462	0.403	0.423
	Back side	0.268	0.358	0.076	0.175	0.769	0.039	0.076	0.626	0.383	0.482	0.519	1.075	1.112
	Top side	0.200	0.189	0.001	0.081	0.003	0.010	0.001	0.388	0.211	0.291	0.282	0.213	0.204
	Botom side	0.007	0.001	0.024	0.002	0.154	0.001	0.020	0.008	0.032	0.010	0.029	0.162	0.181
	Right side	0.158	0.024	0.005	0.072	0.087	0.002	0.004	0.183	0.165	0.233	0.235	0.248	0.249
	Left side	0.083	0.125	0.020	0.022	0.020	0.017	0.016	0.208	0.120	0.123	0.121	0.120	0.119
LTE Band 26	Front side	0.326	0.110	0.027	0.121	0.083	0.006	0.026	0.436	0.358	0.453	0.473	0.415	0.435
	Back side	0.258	0.358	0.076	0.175	0.769	0.039	0.076	0.616	0.373	0.473	0.510	1.066	1.103
	Top side	0.204	0.189	0.001	0.081	0.003	0.010	0.001	0.393	0.215	0.296	0.287	0.217	0.208
	Botom side	0.001	0.001	0.024	0.002	0.154	0.001	0.020	0.002	0.026	0.004	0.024	0.156	0.175
	Right side	0.131	0.024	0.005	0.072	0.087	0.002	0.004	0.155	0.138	0.206	0.207	0.220	0.222
	Left side	0.102	0.125	0.020	0.022	0.020	0.017	0.016	0.227	0.139	0.142	0.141	0.140	0.138
LTE Band 71	Front side	0.128	0.110	0.027	0.121	0.083	0.006	0.026	0.239	0.161	0.255	0.276	0.217	0.237
	Back side	0.114	0.358	0.076	0.175	0.769	0.039	0.076	0.472	0.229	0.328	0.365	0.921	0.958
	Top side	0.095	0.189	0.001	0.081	0.003	0.010	0.001	0.284	0.106	0.186	0.178	0.108	0.099
	Botom side	0.001	0.001	0.024	0.002	0.154	0.001	0.020	0.002	0.026	0.004	0.024	0.156	0.175
	Right side	0.002	0.024	0.005	0.072	0.087	0.002	0.004	0.027	0.009	0.077	0.079	0.092	0.093
	Left side	0.068	0.125	0.020	0.022	0.020	0.017	0.016	0.193	0.105	0.107	0.106	0.105	0.104
NR n41	Front side	0.084	0.110	0.027	0.121	0.083	0.006	0.026	0.194	0.116	0.211	0.231	0.173	0.193
	Back side	0.217	0.358	0.076	0.175	0.769	0.039	0.076	0.575	0.331	0.431	0.468	1.024	1.061
	Top side	0.006	0.189	0.001	0.081	0.003	0.010	0.001	0.194	0.017	0.097	0.088	0.019	0.010
	Botom side	0.004	0.001	0.024	0.002	0.154	0.001	0.020	0.005	0.029	0.008	0.027	0.159	0.178
	Right side	0.013	0.024	0.005	0.072	0.087	0.002	0.004	0.038	0.020	0.088	0.090	0.103	0.104
	Left side	0.025	0.125	0.020	0.022	0.020	0.017	0.016	0.150	0.062	0.065	0.063	0.062	0.061

Unless otherwise stated the results shown in this test report refer only to the sample(s) tested and such sample(s) are retained for 90 days only.
除非另有說明，此報告結果僅對測試之樣品負責，同時此樣品僅保留90天。本報告未經本公司書面許可，不可部份複製。
This document is issued by the Company subject to its General Conditions of Service printed overleaf, available on request or accessible at http://www.sgs.com.tw/Terms-and-Conditions and for electronic format documents, subject to Terms and Conditions for Electronic Documents at http://www.sgs.com.tw/Terms-and-Conditions. Attention is drawn to the limitation of liability, indemnification and jurisdiction issues defined therein. Any holder of this document is advised that information contained hereon reflects the Company's findings at the time of its intervention only and within the limits of Client's instructions, if any. The Company's sole responsibility is to its Client and this document does not exonerate parties to a transaction from exercising all their rights and obligations under the transaction documents. This document cannot be reproduced except in full, without prior written approval of the Company. Any unauthorized alteration, forgery or falsification of the content or appearance of this document is unlawful and offenders may be prosecuted to the fullest extent of the law.

Normal_Landscape_Hotspot_LAT

The simultaneous hotspot exposure conditions for WLAN(normal landscape mode) with WWAN(LAT)

WWAN	Exposure position 1g(W/kg)	1	2	3	4	5	6	7	Scenario 1	Scenario 2	Scenario 3	Scenario 4	Scenario 5	Scenario 6
		WWAN	WLAN 2.4GHz Chain 0	WLAN 2.4GHz Chain 1	WLAN 5GHz Chain 0	WLAN 5GHz Chain 1	Bluetooth Chain0	Bluetooth Chain1	1+2 Sum	1+3+6 Sum	1+4+6 Sum	1+4+7 Sum	1+5+6 Sum	1+5+7 Sum
GPRS 850	Front side	0.727	0.110	0.027	0.121	0.083	0.006	0.026	0.837	0.759	0.854	0.874	0.816	0.836
	Back side	0.574	0.358	0.076	0.175	0.769	0.039	0.076	0.932	0.689	0.788	0.826	1.382	1.419
	Top side	0.002	0.189	0.001	0.081	0.003	0.010	0.001	0.190	0.013	0.093	0.084	0.014	0.006
	Botom side	0.560	0.001	0.024	0.002	0.154	0.001	0.020	0.561	0.585	0.563	0.582	0.715	0.734
	Right side	0.522	0.024	0.005	0.072	0.087	0.002	0.004	0.546	0.529	0.596	0.598	0.611	0.612
	Left side	0.135	0.125	0.020	0.022	0.020	0.017	0.016	0.260	0.172	0.175	0.173	0.172	0.171
GPRS 1900	Front side	0.393	0.110	0.027	0.121	0.083	0.006	0.026	0.503	0.425	0.520	0.540	0.482	0.502
	Back side	0.433	0.358	0.076	0.175	0.769	0.039	0.076	0.791	0.548	0.647	0.684	1.240	1.277
	Top side	0.001	0.189	0.001	0.081	0.003	0.010	0.001	0.190	0.012	0.092	0.083	0.014	0.005
	Botom side	1.136	0.001	0.024	0.002	0.154	0.001	0.020	1.137	1.161	1.139	1.158	1.291	1.310
	Right side	0.146	0.024	0.005	0.072	0.087	0.002	0.004	0.170	0.153	0.220	0.222	0.235	0.237
	Left side	0.240	0.125	0.020	0.022	0.020	0.017	0.016	0.365	0.277	0.279	0.278	0.277	0.276
WCDMA Band II	Front side	0.209	0.110	0.027	0.121	0.083	0.006	0.026	0.319	0.242	0.336	0.356	0.298	0.318
	Back side	0.373	0.358	0.076	0.175	0.769	0.039	0.076	0.731	0.487	0.587	0.624	1.180	1.217
	Top side	0.003	0.189	0.001	0.081	0.003	0.010	0.001	0.192	0.014	0.094	0.085	0.016	0.007
	Botom side	1.172	0.001	0.024	0.002	0.154	0.001	0.020	1.173	1.197	1.176	1.195	1.327	1.346
	Right side	0.069	0.024	0.005	0.072	0.087	0.002	0.004	0.094	0.076	0.144	0.146	0.159	0.160
	Left side	0.124	0.125	0.020	0.022	0.020	0.017	0.016	0.249	0.161	0.163	0.162	0.161	0.160
WCDMA Band IV	Front side	0.292	0.110	0.027	0.121	0.083	0.006	0.026	0.403	0.325	0.419	0.440	0.381	0.401
	Back side	0.495	0.358	0.076	0.175	0.769	0.039	0.076	0.853	0.610	0.709	0.746	1.302	1.340
	Top side	0.001	0.189	0.001	0.081	0.003	0.010	0.001	0.190	0.012	0.092	0.083	0.014	0.005
	Botom side	1.098	0.001	0.024	0.002	0.154	0.001	0.020	1.099	1.123	1.101	1.120	1.252	1.271
	Right side	0.070	0.024	0.005	0.072	0.087	0.002	0.004	0.095	0.077	0.145	0.147	0.160	0.161
	Left side	0.164	0.125	0.020	0.022	0.020	0.017	0.016	0.289	0.201	0.203	0.202	0.201	0.200
WCDMA Band V	Front side	0.715	0.110	0.027	0.121	0.083	0.006	0.026	0.825	0.748	0.842	0.862	0.804	0.824
	Back side	0.634	0.358	0.076	0.175	0.769	0.039	0.076	0.992	0.749	0.848	0.885	1.441	1.478
	Top side	0.002	0.189	0.001	0.081	0.003	0.010	0.001	0.190	0.013	0.093	0.084	0.015	0.006
	Botom side	0.428	0.001	0.024	0.002	0.154	0.001	0.020	0.429	0.453	0.431	0.451	0.583	0.602
	Right side	0.211	0.024	0.005	0.072	0.087	0.002	0.004	0.236	0.218	0.286	0.288	0.301	0.302
	Left side	0.142	0.125	0.020	0.022	0.020	0.017	0.016	0.267	0.180	0.182	0.181	0.180	0.178
LTE Band 7	Front side	0.343	0.110	0.027	0.121	0.083	0.006	0.026	0.453	0.375	0.470	0.490	0.432	0.452
	Back side	0.365	0.358	0.076	0.175	0.769	0.039	0.076	0.723	0.479	0.579	0.616	1.172	1.209
	Top side	0.002	0.189	0.001	0.081	0.003	0.010	0.001	0.191	0.013	0.093	0.084	0.015	0.006
	Botom side	0.825	0.001	0.024	0.002	0.154	0.001	0.020	0.826	0.850	0.828	0.848	0.980	0.999
	Right side	0.071	0.024	0.005	0.072	0.087	0.002	0.004	0.095	0.078	0.145	0.147	0.160	0.162
	Left side	0.246	0.125	0.020	0.022	0.020	0.017	0.016	0.371	0.283	0.286	0.284	0.283	0.282
LTE Band 12	Front side	0.287	0.110	0.027	0.121	0.083	0.006	0.026	0.397	0.319	0.414	0.434	0.376	0.396
	Back side	0.272	0.358	0.076	0.175	0.769	0.039	0.076	0.630	0.387	0.486	0.523	1.079	1.116
	Top side	0.001	0.189	0.001	0.081	0.003	0.010	0.001	0.190	0.012	0.093	0.084	0.014	0.005
	Botom side	0.236	0.001	0.024	0.002	0.154	0.001	0.020	0.237	0.261	0.239	0.258	0.391	0.410
	Right side	0.003	0.024	0.005	0.072	0.087	0.002	0.004	0.028	0.010	0.078	0.079	0.093	0.094
	Left side	0.003	0.125	0.020	0.022	0.020	0.017	0.016	0.128	0.040	0.043	0.041	0.040	0.039
LTE Band 13	Front side	0.458	0.110	0.027	0.121	0.083	0.006	0.026	0.568	0.490	0.585	0.605	0.547	0.567
	Back side	0.395	0.358	0.076	0.175	0.769	0.039	0.076	0.753	0.510	0.610	0.647	1.203	1.240
	Top side	0.002	0.189	0.001	0.081	0.003	0.010	0.001	0.190	0.013	0.093	0.084	0.015	0.006
	Botom side	0.304	0.001	0.024	0.002	0.154	0.001	0.020	0.305	0.329	0.307	0.326	0.459	0.478
	Right side	0.003	0.024	0.005	0.072	0.087	0.002	0.004	0.027	0.010	0.078	0.079	0.092	0.094
	Left side	0.002	0.125	0.020	0.022	0.020	0.017	0.016	0.127	0.039	0.041	0.040	0.039	0.038
LTE Band 25	Front side	0.442	0.110	0.027	0.121	0.083	0.006	0.026	0.552	0.474	0.569	0.589	0.531	0.551
	Back side	0.475	0.358	0.076	0.175	0.769	0.039	0.076	0.833	0.590	0.689	0.726	1.282	1.319
	Top side	0.001	0.189	0.001	0.081	0.003	0.010	0.001	0.190	0.012	0.092	0.083	0.014	0.005
	Botom side	1.152	0.001	0.024	0.002	0.154	0.001	0.020	1.153	1.177	1.155	1.174	1.307	1.326
	Right side	0.012	0.024	0.005	0.072	0.087	0.002	0.004	0.036	0.019	0.087	0.088	0.101	0.103
	Left side	0.225	0.125	0.020	0.022	0.020	0.017	0.016	0.350	0.262	0.264	0.263	0.262	0.261
LTE Band 26	Front side	0.482	0.110	0.027	0.121	0.083	0.006	0.026	0.592	0.514	0.609	0.629	0.571	0.591
	Back side	0.471	0.358	0.076	0.175	0.769	0.039	0.076	0.829	0.586	0.685	0.722	1.278	1.316
	Top side	0.006	0.189	0.001	0.081	0.003	0.010	0.001	0.195	0.017	0.098	0.089	0.019	0.010
	Botom side	0.438	0.001	0.024	0.002	0.154	0.001	0.020	0.439	0.463	0.441	0.460	0.592	0.612
	Right side	0.338	0.024	0.005	0.072	0.087	0.002	0.004	0.362	0.345	0.413	0.414	0.427	0.429
	Left side	0.076	0.125	0.020	0.022	0.020	0.017	0.016	0.201	0.113	0.115	0.114	0.113	0.112
LTE Band 30	Front side	0.597	0.110	0.027	0.121	0.083	0.006	0.026	0.708	0.630	0.724	0.745	0.686	0.706
	Back side	0.614	0.358	0.076	0.175	0.769	0.039	0.076	0.972	0.729	0.828	0.866	1.422	1.459
	Top side	0.009	0.189	0.001	0.081	0.003	0.010	0.001	0.197	0.019	0.100	0.091	0.021	0.013
	Botom side	0.800	0.001	0.024	0.002	0.154	0.001	0.020	0.801	0.825	0.803	0.823	0.955	0.974
	Right side	0.061	0.024	0.005	0.072	0.087	0.002	0.004	0.086	0.068	0.136	0.138	0.151	0.152
	Left side	0.416	0.125	0.020	0.022	0.020	0.017	0.016	0.541	0.453	0.455	0.454	0.453	0.452
LTE Band 41	Front side	0.355	0.110	0.027	0.121	0.083	0.006	0.026	0.465	0.387	0.482	0.502	0.444	0.464
	Back side	0.470	0.358	0.076	0.175	0.769	0.039	0.076	0.827	0.584	0.684	0.721	1.277	1.314
	Top side	0.002	0.189	0.001	0.081	0.003	0.010	0.001	0.191	0.013	0.093	0.084	0.015	0.006
	Botom side	0.606	0.001	0.024	0.002	0.154	0.001	0.020	0.607	0.631	0.609	0.628	0.760	0.779
	Right side	0.005	0.024	0.005	0.072	0.087	0.002	0.004	0.029	0.012	0.079	0.081	0.094	0.096
	Left side	0.252	0.125	0.020	0.022	0.020	0.017	0.016	0.377	0.289	0.292	0.290	0.289	0.288
LTE Band 48	Front side	0.061	0.110	0.027	0.121	0.083	0.006	0.026	0.172	0.094	0.188	0.209	0.150	0.170
	Back side	0.208	0.358	0.076	0.175	0.769	0.039	0.076	0.566	0.323	0.422	0.459	1.015	1.052
	Top side	0.028	0.189	0.001	0.081	0.003	0.010	0.001	0.216	0.039	0.119	0.110	0.041	0.032
	Botom side	0.001	0.001	0.024	0.002	0.154	0.001	0.020	0.002	0.026	0.004	0.023	0.156	0.175
	Right side	0.130	0.024	0.005	0.072	0.087	0.002	0.004	0.155	0.137	0.205	0.207	0.220	0.221
	Left side	0.010	0.125	0.020	0.022	0.020	0.017	0.016	0.135	0.048	0.050	0.049	0.048	0.046
LTE Band 66	Front side	0.270	0.110	0.027	0.121	0.083	0.006	0.026	0.380	0.302	0.397	0.417	0.358	0.379
	Back side	0.390	0.358	0.076	0.175	0.769	0.039	0.076	0.748	0.505	0.604	0.641	1.197	1.234
	Top side	0.004	0.189	0.001	0.081	0.003	0.010	0.001	0.193	0.015	0.095	0.087	0.017	0.008
	Botom side	1.144	0.001	0.024	0.002	0.154	0.001	0.020	1.145	1.169	1.147	1.166	1.299	1.318
	Right side	0.082	0.024	0.005	0.072	0.087	0.002	0.004	0.107	0.089	0.157	0.159	0.172	0.173
	Left side	0.145	0.125	0.020	0.022	0.020	0.017	0.016	0.270	0.183	0.185	0.184	0.183	0.181
LTE Band 71	Front side	0.236	0.110	0.027	0.121	0.083	0.006	0.026	0.346	0.269	0.363	0.383	0.325	0.345
	Back side	0.194	0.358	0.076	0.175	0.769	0.039	0.076	0.552	0.308	0.408	0.445	1.001	1.038
	Top side	0.002	0.189	0.001	0.081	0.003	0.010	0.001	0.191	0.013	0.093	0.084	0.015	0.006
	Botom side	0.221	0.001	0.024	0.002	0.154	0.001	0.020	0.222	0.246	0.224	0.243	0.376	0.395
	Right side	0.108	0.024	0.005	0.072	0.087	0.002	0.004	0.133	0.115	0.183	0.185	0.198	0.199
	Left side	0.027	0.125	0.020	0.022	0.020	0.017	0.016	0.152	0.064	0.067	0.065	0.064	0.063
NR n41	Front side	0.045	0.110	0.027	0.121	0.083	0.006	0.026	0.156	0.078	0.172	0.193	0.134	0.154
	Back side	0.714	0.358	0.076	0.175	0.769	0.039	0.076	1.072	0.829	0.928	0.965	1.521	1.559
	Top side	0.005	0.189	0.001	0.081	0.003	0.010	0.001	0.194	0.016	0.096	0.088	0.018	0.009
	Botom side	0.193	0.001	0.024	0.002	0.154	0.001	0.020	0.194	0.218	0.196	0.215	0.348	0.367
	Right side	0.032	0.024	0.005	0.072	0.087	0.002	0.004	0.057	0.039	0.107	0.108	0.121	0.123
	Left side	0.084	0.125	0.020	0.022	0.020	0.017	0.016	0.209	0.121	0.123	0.122	0.121	0.120

Unless otherwise stated the results shown in this test report refer only to the sample(s) tested and such sample(s) are retained for 90 days only.
除非另有說明，此報告結果僅對測試之樣品負責，同時此樣品僅保留90天。本報告未經本公司書面許可，不可部份複製。
This document is issued by the Company subject to its General Conditions of Service printed overleaf, available on request or accessible at http://www.sgs.com.tw/Terms-and-Conditions and for electronic format documents, subject to Terms and Conditions for Electronic Documents at http://www.sgs.com.tw/Terms-and-Conditions. Attention is drawn to the limitation of liability, indemnification and jurisdiction issues defined therein. Any holder of this document is advised that information contained hereon reflects the Company's findings at the time of its intervention only and within the limits of Client's instructions, if any. The Company's sole responsibility is to its Client and this document does not exonerate parties to a transaction from exercising all their rights and obligations under the transaction documents. This document cannot be reproduced except in full, without prior written approval of the Company. Any unauthorized alteration, forgery or falsification of the content or appearance of this document is unlawful and offenders may be prosecuted to the fullest extent of the law.

Gaming_Body_UAT

The simultaneous body-worn exposure conditions for WLAN(Gaming mode) with WWAN(UAT)

WWAN	Exposure position 1g(W/kg)	1	2	3	4	5	6	7	Scenario 1	Scenario 2	Scenario 3	Scenario 4	Scenario 5	Scenario 6
		WWAN	WLAN 2.4GHz Chain 0	WLAN 2.4GHz Chain 1	WLAN 5GHz Chain 0	WLAN 5GHz Chain 1	Bluetooth Chain0	Bluetooth Chain1	1+2 Sum	1+3+6 Sum	1+4+6 Sum	1+4+7 Sum	1+5+6 Sum	1+5+7 Sum
GPRS 850	Front side	0.531	0.046	0.004	0.082	0.083	0.002	0.016	0.577	0.537	0.615	0.628	0.616	0.630
	Back side	0.394	0.164	0.115	0.126	0.451	0.014	0.169	0.557	0.523	0.533	0.688	0.858	1.013
WCDMA Band V	Front side	0.299	0.046	0.004	0.082	0.083	0.002	0.016	0.345	0.305	0.382	0.396	0.384	0.398
	Back side	0.262	0.164	0.115	0.126	0.451	0.014	0.169	0.425	0.391	0.401	0.556	0.726	0.881
LTE Band 12	Front side	0.174	0.046	0.004	0.082	0.083	0.002	0.016	0.219	0.180	0.257	0.271	0.259	0.273
	Back side	0.140	0.164	0.115	0.126	0.451	0.014	0.169	0.304	0.269	0.280	0.435	0.605	0.760
LTE Band 13	Front side	0.314	0.046	0.004	0.082	0.083	0.002	0.016	0.360	0.320	0.398	0.412	0.399	0.413
	Back side	0.268	0.164	0.115	0.126	0.451	0.014	0.169	0.432	0.397	0.407	0.563	0.733	0.888
LTE Band 26	Front side	0.326	0.046	0.004	0.082	0.083	0.002	0.016	0.372	0.332	0.409	0.423	0.411	0.425
	Back side	0.258	0.164	0.115	0.126	0.451	0.014	0.169	0.422	0.388	0.398	0.553	0.723	0.878
LTE Band 71	Front side	0.128	0.046	0.004	0.082	0.083	0.002	0.016	0.174	0.134	0.212	0.226	0.213	0.227
	Back side	0.114	0.164	0.115	0.126	0.451	0.014	0.169	0.278	0.243	0.253	0.409	0.579	0.734
NR n41	Front side	0.084	0.046	0.004	0.082	0.083	0.002	0.016	0.130	0.090	0.168	0.182	0.169	0.183
	Back side	0.217	0.164	0.115	0.126	0.451	0.014	0.169	0.381	0.346	0.356	0.511	0.681	0.837

Unless otherwise stated the results shown in this test report refer only to the sample(s) tested and such sample(s) are retained for 90 days only.
除非另有說明，此報告結果僅對測試之樣品負責，同時此樣品僅保留90天。本報告未經本公司書面許可，不可部份複製。
This document is issued by the Company subject to its General Conditions of Service printed overleaf, available on request or accessible at http://www.sgs.com.tw/Terms-and-Conditions and for electronic format documents, subject to Terms and Conditions for Electronic Documents at http://www.sgs.com.tw/Terms-and-Conditions. Attention is drawn to the limitation of liability, indemnification and jurisdiction issues defined therein. Any holder of this document is advised that information contained hereon reflects the Company's findings at the time of its intervention only and within the limits of Client's instructions, if any. The Company's sole responsibility is to its Client and this document does not exonerate parties to a transaction from exercising all their rights and obligations under the transaction documents. This document cannot be reproduced except in full, without prior written approval of the Company. Any unauthorized alteration, forgery or falsification of the content or appearance of this document is unlawful and offenders may be prosecuted to the fullest extent of the law.

Gaming_Body_LAT

The simultaneous body-worn exposure conditions for WLAN(Gaming mode) with WWAN(LAT)

WWAN	Exposure position 1g(W/kg)	1	2	3	4	5	6	7	Scenario 1	Scenario 2	Scenario 3	Scenario 4	Scenario 5	Scenario 6
		WWAN	WLAN 2.4GHz Chain 0	WLAN 2.4GHz Chain 1	WLAN 5GHz Chain 0	WLAN 5GHz Chain 1	Bluetooth Chain0	Bluetooth Chain1	1+2 Sum	1+3+6 Sum	1+4+6 Sum	1+4+7 Sum	1+5+6 Sum	1+5+7 Sum
GPRS 850	Front side	0.526	0.046	0.004	0.082	0.083	0.002	0.016	0.572	0.532	0.610	0.624	0.612	0.625
	Back side	0.451	0.164	0.115	0.126	0.451	0.014	0.169	0.615	0.580	0.590	0.746	0.916	1.071
GPRS 1900	Front side	0.257	0.046	0.004	0.082	0.083	0.002	0.016	0.302	0.262	0.340	0.354	0.342	0.356
	Back side	0.458	0.164	0.115	0.126	0.451	0.014	0.169	0.622	0.587	0.597	0.753	0.923	1.078
WCDMA Band II	Front side	0.353	0.046	0.004	0.082	0.083	0.002	0.016	0.398	0.358	0.436	0.450	0.438	0.452
	Back side	0.454	0.164	0.115	0.126	0.451	0.014	0.169	0.618	0.584	0.594	0.749	0.919	1.074
WCDMA Band IV	Front side	0.153	0.046	0.004	0.082	0.083	0.002	0.016	0.198	0.158	0.236	0.250	0.238	0.252
	Back side	0.212	0.164	0.115	0.126	0.451	0.014	0.169	0.376	0.341	0.351	0.507	0.677	0.832
WCDMA Band V	Front side	0.246	0.046	0.004	0.082	0.083	0.002	0.016	0.292	0.252	0.330	0.344	0.331	0.345
	Back side	0.164	0.164	0.115	0.126	0.451	0.014	0.169	0.328	0.293	0.303	0.459	0.629	0.784
LTE Band 7	Front side	0.214	0.046	0.004	0.082	0.083	0.002	0.016	0.259	0.219	0.297	0.311	0.299	0.312
	Back side	0.288	0.164	0.115	0.126	0.451	0.014	0.169	0.452	0.417	0.427	0.582	0.752	0.908
LTE Band 12	Front side	0.108	0.046	0.004	0.082	0.083	0.002	0.016	0.154	0.114	0.192	0.206	0.193	0.207
	Back side	0.308	0.164	0.115	0.126	0.451	0.014	0.169	0.472	0.437	0.447	0.602	0.772	0.928
LTE Band 13	Front side	0.054	0.046	0.004	0.082	0.083	0.002	0.016	0.099	0.059	0.137	0.151	0.139	0.153
	Back side	0.259	0.164	0.115	0.126	0.451	0.014	0.169	0.423	0.388	0.398	0.553	0.723	0.879
LTE Band 25	Front side	0.530	0.046	0.004	0.082	0.083	0.002	0.016	0.576	0.536	0.614	0.628	0.615	0.629
	Back side	0.619	0.164	0.115	0.126	0.451	0.014	0.169	0.783	0.748	0.759	0.914	1.084	1.239
LTE Band 26	Front side	0.227	0.046	0.004	0.082	0.083	0.002	0.016	0.273	0.233	0.311	0.325	0.312	0.326
	Back side	0.365	0.164	0.115	0.126	0.451	0.014	0.169	0.529	0.495	0.505	0.660	0.830	0.985
LTE Band 30	Front side	0.109	0.046	0.004	0.082	0.083	0.002	0.016	0.155	0.115	0.193	0.207	0.194	0.208
	Back side	0.223	0.164	0.115	0.126	0.451	0.014	0.169	0.387	0.353	0.363	0.518	0.688	0.843
LTE Band 41	Front side	0.147	0.046	0.004	0.082	0.083	0.002	0.016	0.193	0.153	0.231	0.245	0.232	0.246
	Back side	0.208	0.164	0.115	0.126	0.451	0.014	0.169	0.372	0.337	0.348	0.503	0.673	0.828
LTE Band 48	Front side	0.063	0.046	0.004	0.082	0.083	0.002	0.016	0.109	0.069	0.147	0.161	0.148	0.162
	Back side	0.098	0.164	0.115	0.126	0.451	0.014	0.169	0.262	0.227	0.237	0.393	0.563	0.718
LTE Band 66	Front side	0.245	0.046	0.004	0.082	0.083	0.002	0.016	0.291	0.251	0.329	0.343	0.330	0.344
	Back side	0.276	0.164	0.115	0.126	0.451	0.014	0.169	0.440	0.405	0.416	0.571	0.741	0.896
LTE Band 71	Front side	0.038	0.046	0.004	0.082	0.083	0.002	0.016	0.084	0.044	0.122	0.135	0.123	0.137
	Back side	0.032	0.164	0.115	0.126	0.451	0.014	0.169	0.196	0.161	0.171	0.326	0.496	0.651
NR n41	Front side	0.032	0.046	0.004	0.082	0.083	0.002	0.016	0.078	0.038	0.116	0.130	0.117	0.131
	Back side	0.212	0.164	0.115	0.126	0.451	0.014	0.169	0.376	0.341	0.351	0.507	0.677	0.832

Unless otherwise stated the results shown in this test report refer only to the sample(s) tested and such sample(s) are retained for 90 days only.
除非另有說明，此報告結果僅對測試之樣品負責，同時此樣品僅保留90天。本報告未經本公司書面許可，不可部份複製。
This document is issued by the Company subject to its General Conditions of Service printed overleaf, available on request or accessible at http://www.sgs.com.tw/Terms-and-Conditions and for electronic format documents, subject to Terms and Conditions for Electronic Documents at http://www.sgs.com.tw/Terms-and-Conditions. Attention is drawn to the limitation of liability, indemnification and jurisdiction issues defined therein. Any holder of this document is advised that information contained hereon reflects the Company's findings at the time of its intervention only and within the limits of Client's instructions, if any. The Company's sole responsibility is to its Client and this document does not exonerate parties to a transaction from exercising all their rights and obligations under the transaction documents. This document cannot be reproduced except in full, without prior written approval of the Company. Any unauthorized alteration, forgery or falsification of the content or appearance of this document is unlawful and offenders may be prosecuted to the fullest extent of the law.

Gaming_Hotspot_UAT

The simultaneous hotspot exposure conditions for WLAN(Gaming mode) with WWAN(UAT)

WWAN	Exposure position 1g(W/kg)	1	2	3	4	5	6	7	Scenario 1	Scenario 2	Scenario 3	Scenario 4	Scenario 5	Scenario 6
		WWAN	WLAN 2.4GHz Chain 0	WLAN 2.4GHz Chain 1	WLAN 5GHz Chain 0	WLAN 5GHz Chain 1	Bluetooth Chain0	Bluetooth Chain1	1+2 Sum	1+3+6 Sum	1+4+6 Sum	1+4+7 Sum	1+5+6 Sum	1+5+7 Sum
GPRS 850	Front side	0.531	0.110	0.027	0.121	0.122	0.006	0.026	0.641	0.563	0.658	0.678	0.659	0.679
	Back side	0.394	0.358	0.076	0.175	0.601	0.039	0.076	0.751	0.508	0.608	0.645	1.033	1.070
	Top side	0.285	0.189	0.001	0.081	0.029	0.010	0.001	0.473	0.295	0.376	0.367	0.323	0.314
	Botom side	0.006	0.001	0.024	0.002	0.024	0.001	0.020	0.007	0.031	0.010	0.029	0.031	0.051
	Right side	0.241	0.024	0.005	0.072	0.090	0.002	0.004	0.265	0.248	0.315	0.317	0.332	0.334
	Left side	0.140	0.125	0.020	0.022	0.003	0.017	0.016	0.265	0.177	0.179	0.178	0.161	0.159
WCDMA Band V	Front side	0.299	0.110	0.027	0.121	0.122	0.006	0.026	0.409	0.331	0.426	0.446	0.426	0.447
	Back side	0.262	0.358	0.076	0.175	0.601	0.039	0.076	0.619	0.376	0.476	0.513	0.901	0.938
	Top side	0.248	0.189	0.001	0.081	0.029	0.010	0.001	0.437	0.259	0.339	0.330	0.286	0.278
	Botom side	0.003	0.001	0.024	0.002	0.024	0.001	0.020	0.004	0.028	0.006	0.025	0.028	0.047
	Right side	0.152	0.024	0.005	0.072	0.090	0.002	0.004	0.176	0.159	0.226	0.228	0.244	0.245
	Left side	0.096	0.125	0.020	0.022	0.003	0.017	0.016	0.221	0.134	0.136	0.135	0.117	0.116
LTE Band 12	Front side	0.174	0.110	0.027	0.121	0.122	0.006	0.026	0.284	0.206	0.301	0.321	0.301	0.322
	Back side	0.140	0.358	0.076	0.175	0.601	0.039	0.076	0.498	0.255	0.354	0.391	0.780	0.817
	Top side	0.122	0.189	0.001	0.081	0.029	0.010	0.001	0.311	0.133	0.214	0.205	0.161	0.152
	Botom side	0.003	0.001	0.024	0.002	0.024	0.001	0.020	0.004	0.028	0.006	0.025	0.028	0.047
	Right side	0.105	0.024	0.005	0.072	0.090	0.002	0.004	0.129	0.112	0.180	0.181	0.197	0.198
	Left side	0.007	0.125	0.020	0.022	0.003	0.017	0.016	0.132	0.044	0.047	0.045	0.028	0.027
LTE Band 13	Front side	0.314	0.110	0.027	0.121	0.122	0.006	0.026	0.424	0.347	0.441	0.462	0.442	0.462
	Back side	0.268	0.358	0.076	0.175	0.601	0.039	0.076	0.626	0.383	0.482	0.519	0.908	0.945
	Top side	0.200	0.189	0.001	0.081	0.029	0.010	0.001	0.388	0.211	0.291	0.282	0.238	0.229
	Botom side	0.007	0.001	0.024	0.002	0.024	0.001	0.020	0.008	0.032	0.010	0.029	0.032	0.051
	Right side	0.158	0.024	0.005	0.072	0.090	0.002	0.004	0.183	0.165	0.233	0.235	0.250	0.252
	Left side	0.083	0.125	0.020	0.022	0.003	0.017	0.016	0.208	0.120	0.123	0.121	0.104	0.103
LTE Band 26	Front side	0.326	0.110	0.027	0.121	0.122	0.006	0.026	0.436	0.358	0.453	0.473	0.453	0.474
	Back side	0.258	0.358	0.076	0.175	0.601	0.039	0.076	0.616	0.373	0.473	0.510	0.898	0.935
	Top side	0.204	0.189	0.001	0.081	0.029	0.010	0.001	0.393	0.215	0.296	0.287	0.243	0.234
	Botom side	0.001	0.001	0.024	0.002	0.024	0.001	0.020	0.002	0.026	0.004	0.024	0.026	0.046
	Right side	0.131	0.024	0.005	0.072	0.090	0.002	0.004	0.155	0.138	0.206	0.207	0.223	0.224
	Left side	0.102	0.125	0.020	0.022	0.003	0.017	0.016	0.227	0.139	0.142	0.141	0.123	0.122
LTE Band 71	Front side	0.128	0.110	0.027	0.121	0.122	0.006	0.026	0.239	0.161	0.255	0.276	0.256	0.276
	Back side	0.114	0.358	0.076	0.175	0.601	0.039	0.076	0.472	0.229	0.328	0.365	0.754	0.791
	Top side	0.095	0.189	0.001	0.081	0.029	0.010	0.001	0.284	0.106	0.186	0.178	0.133	0.125
	Botom side	0.001	0.001	0.024	0.002	0.024	0.001	0.020	0.002	0.026	0.004	0.024	0.026	0.045
	Right side	0.002	0.024	0.005	0.072	0.090	0.002	0.004	0.027	0.009	0.077	0.079	0.094	0.096
	Left side	0.068	0.125	0.020	0.022	0.003	0.017	0.016	0.193	0.105	0.107	0.106	0.089	0.087
NR n41	Front side	0.084	0.110	0.027	0.121	0.122	0.006	0.026	0.194	0.116	0.211	0.231	0.212	0.232
	Back side	0.217	0.358	0.076	0.175	0.601	0.039	0.076	0.575	0.331	0.431	0.468	0.857	0.894
	Top side	0.006	0.189	0.001	0.081	0.029	0.010	0.001	0.194	0.017	0.097	0.088	0.044	0.035
	Botom side	0.004	0.001	0.024	0.002	0.024	0.001	0.020	0.005	0.029	0.008	0.027	0.029	0.049
	Right side	0.013	0.024	0.005	0.072	0.090	0.002	0.004	0.038	0.020	0.088	0.090	0.105	0.107
	Left side	0.025	0.125	0.020	0.022	0.003	0.017	0.016	0.150	0.062	0.065	0.063	0.046	0.045

Unless otherwise stated the results shown in this test report refer only to the sample(s) tested and such sample(s) are retained for 90 days only.
除非另有說明，此報告結果僅對測試之樣品負責，同時此樣品僅保留90天。本報告未經本公司書面許可，不可部份複製。
This document is issued by the Company subject to its General Conditions of Service printed overleaf, available on request or accessible at http://www.sgs.com.tw/Terms-and-Conditions and for electronic format documents, subject to Terms and Conditions for Electronic Documents at http://www.sgs.com.tw/Terms-and-Conditions. Attention is drawn to the limitation of liability, indemnification and jurisdiction issues defined therein. Any holder of this document is advised that information contained hereon reflects the Company's findings at the time of its intervention only and within the limits of Client's instructions, if any. The Company's sole responsibility is to its Client and this document does not exonerate parties to a transaction from exercising all their rights and obligations under the transaction documents. This document cannot be reproduced except in full, without prior written approval of the Company. Any unauthorized alteration, forgery or falsification of the content or appearance of this document is unlawful and offenders may be prosecuted to the fullest extent of the law.

Gaming_Hotspot_LAT

The simultaneous hotspot exposure conditions for WLAN(Gaming mode) with WWAN(UAT)

WWAN	Exposure position 1g(W/kg)	1	2	3	4	5	6	7	Scenario 1	Scenario 2	Scenario 3	Scenario 4	Scenario 5	Scenario 6
		WWAN	WLAN 2.4GHz Chain 0	WLAN 2.4GHz Chain 1	WLAN 5GHz Chain 0	WLAN 5GHz Chain 1	Bluetooth Chain0	Bluetooth Chain1	1+2 Sum	1+3+6 Sum	1+4+6 Sum	1+4+7 Sum	1+5+6 Sum	1+5+7 Sum
GPRS 850	Front side	0.648	0.110	0.027	0.121	0.122	0.006	0.026	0.758	0.680	0.775	0.795	0.775	0.796
	Back side	0.512	0.358	0.076	0.175	0.601	0.039	0.076	0.870	0.627	0.726	0.763	1.152	1.189
	Top side	0.001	0.189	0.001	0.081	0.029	0.010	0.001	0.190	0.012	0.093	0.084	0.040	0.031
	Botom side	0.499	0.001	0.024	0.002	0.024	0.001	0.020	0.500	0.524	0.502	0.522	0.524	0.544
	Right side	0.465	0.024	0.005	0.072	0.090	0.002	0.004	0.489	0.472	0.540	0.541	0.557	0.558
	Left side	0.120	0.125	0.020	0.022	0.003	0.017	0.016	0.245	0.158	0.160	0.159	0.141	0.140
GPRS 1900	Front side	0.393	0.110	0.027	0.121	0.122	0.006	0.026	0.503	0.425	0.520	0.540	0.521	0.541
	Back side	0.433	0.358	0.076	0.175	0.601	0.039	0.076	0.791	0.548	0.647	0.684	1.073	1.110
	Top side	0.001	0.189	0.001	0.081	0.029	0.010	0.001	0.190	0.012	0.092	0.083	0.039	0.031
	Botom side	1.136	0.001	0.024	0.002	0.024	0.001	0.020	1.137	1.161	1.139	1.158	1.161	1.180
	Right side	0.146	0.024	0.005	0.072	0.090	0.002	0.004	0.170	0.153	0.220	0.222	0.237	0.239
	Left side	0.240	0.125	0.020	0.022	0.003	0.017	0.016	0.365	0.277	0.279	0.278	0.261	0.259
WCDMA Band II	Front side	0.209	0.110	0.027	0.121	0.122	0.006	0.026	0.319	0.242	0.336	0.356	0.337	0.357
	Back side	0.373	0.358	0.076	0.175	0.601	0.039	0.076	0.731	0.487	0.587	0.624	1.012	1.049
	Top side	0.003	0.189	0.001	0.081	0.029	0.010	0.001	0.192	0.014	0.094	0.085	0.041	0.033
	Botom side	1.172	0.001	0.024	0.002	0.024	0.001	0.020	1.173	1.197	1.176	1.195	1.197	1.217
	Right side	0.069	0.024	0.005	0.072	0.090	0.002	0.004	0.094	0.076	0.144	0.146	0.161	0.163
	Left side	0.124	0.125	0.020	0.022	0.003	0.017	0.016	0.249	0.161	0.163	0.162	0.144	0.143
WCDMA Band IV	Front side	0.292	0.110	0.027	0.121	0.122	0.006	0.026	0.403	0.325	0.419	0.440	0.420	0.440
	Back side	0.495	0.358	0.076	0.175	0.601	0.039	0.076	0.853	0.610	0.709	0.746	1.135	1.172
	Top side	0.001	0.189	0.001	0.081	0.029	0.010	0.001	0.190	0.012	0.092	0.083	0.039	0.031
	Botom side	1.098	0.001	0.024	0.002	0.024	0.001	0.020	1.099	1.123	1.101	1.120	1.123	1.142
	Right side	0.070	0.024	0.005	0.072	0.090	0.002	0.004	0.095	0.077	0.145	0.147	0.162	0.164
	Left side	0.164	0.125	0.020	0.022	0.003	0.017	0.016	0.289	0.201	0.203	0.202	0.185	0.183
WCDMA Band V	Front side	0.638	0.110	0.027	0.121	0.122	0.006	0.026	0.748	0.670	0.764	0.785	0.765	0.785
	Back side	0.565	0.358	0.076	0.175	0.601	0.039	0.076	0.923	0.680	0.779	0.816	1.205	1.242
	Top side	0.002	0.189	0.001	0.081	0.029	0.010	0.001	0.190	0.013	0.093	0.084	0.040	0.031
	Botom side	0.382	0.001	0.024	0.002	0.024	0.001	0.020	0.383	0.407	0.385	0.404	0.407	0.426
	Right side	0.188	0.024	0.005	0.072	0.090	0.002	0.004	0.213	0.195	0.263	0.265	0.280	0.282
	Left side	0.127	0.125	0.020	0.022	0.003	0.017	0.016	0.252	0.164	0.167	0.165	0.148	0.146
LTE Band 7	Front side	0.343	0.110	0.027	0.121	0.122	0.006	0.026	0.453	0.375	0.470	0.490	0.471	0.491
	Back side	0.365	0.358	0.076	0.175	0.601	0.039	0.076	0.723	0.479	0.579	0.616	1.004	1.041
	Top side	0.002	0.189	0.001	0.081	0.029	0.010	0.001	0.191	0.013	0.093	0.084	0.040	0.032
	Botom side	0.825	0.001	0.024	0.002	0.024	0.001	0.020	0.826	0.850	0.828	0.848	0.850	0.870
	Right side	0.071	0.024	0.005	0.072	0.090	0.002	0.004	0.095	0.078	0.145	0.147	0.163	0.164
	Left side	0.246	0.125	0.020	0.022	0.003	0.017	0.016	0.371	0.283	0.286	0.284	0.267	0.265
LTE Band 12	Front side	0.287	0.110	0.027	0.121	0.122	0.006	0.026	0.397	0.319	0.414	0.434	0.415	0.435
	Back side	0.272	0.358	0.076	0.175	0.601	0.039	0.076	0.630	0.387	0.486	0.523	0.912	0.949
	Top side	0.001	0.189	0.001	0.081	0.029	0.010	0.001	0.190	0.012	0.093	0.084	0.040	0.031
	Botom side	0.236	0.001	0.024	0.002	0.024	0.001	0.020	0.237	0.261	0.239	0.258	0.261	0.280
	Right side	0.003	0.024	0.005	0.072	0.090	0.002	0.004	0.028	0.010	0.078	0.079	0.095	0.097
	Left side	0.003	0.125	0.020	0.022	0.003	0.017	0.016	0.128	0.040	0.043	0.041	0.024	0.022
LTE Band 13	Front side	0.458	0.110	0.027	0.121	0.122	0.006	0.026	0.568	0.490	0.585	0.605	0.586	0.606
	Back side	0.395	0.358	0.076	0.175	0.601	0.039	0.076	0.753	0.510	0.610	0.647	1.035	1.072
	Top side	0.002	0.189	0.001	0.081	0.029	0.010	0.001	0.190	0.013	0.093	0.084	0.040	0.031
	Botom side	0.304	0.001	0.024	0.002	0.024	0.001	0.020	0.305	0.329	0.307	0.326	0.329	0.348
	Right side	0.003	0.024	0.005	0.072	0.090	0.002	0.004	0.027	0.010	0.078	0.079	0.095	0.096
	Left side	0.002	0.125	0.020	0.022	0.003	0.017	0.016	0.127	0.039	0.041	0.040	0.022	0.021
LTE Band 25	Front side	0.442	0.110	0.027	0.121	0.122	0.006	0.026	0.552	0.474	0.569	0.589	0.570	0.590
	Back side	0.475	0.358	0.076	0.175	0.601	0.039	0.076	0.833	0.590	0.689	0.726	1.115	1.152
	Top side	0.001	0.189	0.001	0.081	0.029	0.010	0.001	0.190	0.012	0.092	0.083	0.039	0.031
	Botom side	1.152	0.001	0.024	0.002	0.024	0.001	0.020	1.153	1.177	1.155	1.174	1.177	1.196
	Right side	0.012	0.024	0.005	0.072	0.090	0.002	0.004	0.036	0.019	0.087	0.088	0.104	0.105
	Left side	0.225	0.125	0.020	0.022	0.003	0.017	0.016	0.350	0.262	0.264	0.263	0.245	0.244
LTE Band 26	Front side	0.482	0.110	0.027	0.121	0.122	0.006	0.026	0.592	0.514	0.609	0.629	0.610	0.630
	Back side	0.471	0.358	0.076	0.175	0.601	0.039	0.076	0.829	0.586	0.685	0.722	1.111	1.148
	Top side	0.006	0.189	0.001	0.081	0.029	0.010	0.001	0.195	0.017	0.098	0.089	0.045	0.036
	Botom side	0.438	0.001	0.024	0.002	0.024	0.001	0.020	0.439	0.463	0.441	0.460	0.463	0.482
	Right side	0.338	0.024	0.005	0.072	0.090	0.002	0.004	0.362	0.345	0.413	0.414	0.430	0.431
	Left side	0.076	0.125	0.020	0.022	0.003	0.017	0.016	0.201	0.113	0.115	0.114	0.097	0.095
LTE Band 30	Front side	0.475	0.110	0.027	0.121	0.122	0.006	0.026	0.585	0.507	0.601	0.622	0.602	0.622
	Back side	0.488	0.358	0.076	0.175	0.601	0.039	0.076	0.846	0.603	0.702	0.739	1.128	1.165
	Top side	0.007	0.189	0.001	0.081	0.029	0.010	0.001	0.195	0.018	0.098	0.089	0.045	0.036
	Botom side	0.636	0.001	0.024	0.002	0.024	0.001	0.020	0.637	0.661	0.639	0.658	0.661	0.680
	Right side	0.049	0.024	0.005	0.072	0.090	0.002	0.004	0.073	0.056	0.123	0.125	0.140	0.142
	Left side	0.330	0.125	0.020	0.022	0.003	0.017	0.016	0.455	0.368	0.370	0.369	0.351	0.350
LTE Band 41	Front side	0.355	0.110	0.027	0.121	0.122	0.006	0.026	0.465	0.387	0.482	0.502	0.483	0.503
	Back side	0.470	0.358	0.076	0.175	0.601	0.039	0.076	0.827	0.584	0.684	0.721	1.109	1.146
	Top side	0.002	0.189	0.001	0.081	0.029	0.010	0.001	0.191	0.013	0.093	0.084	0.040	0.032
	Botom side	0.606	0.001	0.024	0.002	0.024	0.001	0.020	0.607	0.631	0.609	0.628	0.631	0.650
	Right side	0.005	0.024	0.005	0.072	0.090	0.002	0.004	0.029	0.012	0.079	0.081	0.096	0.098
	Left side	0.252	0.125	0.020	0.022	0.003	0.017	0.016	0.377	0.289	0.292	0.290	0.273	0.271
LTE Band 48	Front side	0.061	0.110	0.027	0.121	0.122	0.006	0.026	0.172	0.094	0.188	0.209	0.189	0.209
	Back side	0.208	0.358	0.076	0.175	0.601	0.039	0.076	0.566	0.323	0.422	0.459	0.848	0.885
	Top side	0.028	0.189	0.001	0.081	0.029	0.010	0.001	0.216	0.039	0.119	0.110	0.066	0.057
	Botom side	0.001	0.001	0.024	0.002	0.024	0.001	0.020	0.002	0.026	0.004	0.023	0.026	0.045
	Right side	0.130	0.024	0.005	0.072	0.090	0.002	0.004	0.155	0.137	0.205	0.207	0.222	0.224
	Left side	0.010	0.125	0.020	0.022	0.003	0.017	0.016	0.135	0.048	0.050	0.049	0.031	0.030
LTE Band 66	Front side	0.270	0.110	0.027	0.121	0.122	0.006	0.026	0.380	0.302	0.397	0.417	0.397	0.417
	Back side	0.390	0.358	0.076	0.175	0.601	0.039	0.076	0.748	0.505	0.604	0.641	1.030	1.067
	Top side	0.004	0.189	0.001	0.081	0.029	0.010	0.001	0.193	0.015	0.095	0.087	0.043	0.034
	Botom side	1.144	0.001	0.024	0.002	0.024	0.001	0.020	1.145	1.169	1.147	1.166	1.169	1.188
	Right side	0.082	0.024	0.005	0.072	0.090	0.002	0.004	0.107	0.089	0.157	0.159	0.174	0.176
	Left side	0.145	0.125	0.020	0.022	0.003	0.017	0.016	0.270	0.183	0.185	0.184	0.166	0.165
LTE Band 71	Front side	0.236	0.110	0.027	0.121	0.122	0.006	0.026	0.346	0.269	0.363	0.383	0.364	0.384
	Back side	0.194	0.358	0.076	0.175	0.601	0.039	0.076	0.552	0.308	0.408	0.445	0.833	0.871
	Top side	0.002	0.189	0.001	0.081	0.029	0.010	0.001	0.191	0.013	0.093	0.084	0.040	0.032
	Botom side	0.221	0.001	0.024	0.002	0.024	0.001	0.020	0.222	0.246	0.224	0.243	0.246	0.265
	Right side	0.108	0.024	0.005	0.072	0.090	0.002	0.004	0.133	0.115	0.183	0.185	0.200	0.202
	Left side	0.027	0.125	0.020	0.022	0.003	0.017	0.016	0.152	0.064	0.067	0.065	0.048	0.047
NR n41	Front side	0.032	0.110	0.027	0.121	0.122	0.006	0.026	0.142	0.064	0.159	0.179	0.160	0.180
	Back side	0.571	0.358	0.076	0.175	0.601	0.039	0.076	0.929	0.685	0.785	0.822	1.210	1.247
	Top side	0.004	0.189	0.001	0.081	0.029	0.010	0.001	0.193	0.015	0.095	0.087	0.043	0.034
	Botom side	0.154	0.001	0.024	0.002	0.024	0.001	0.020	0.155	0.179	0.157	0.176	0.179	0.198
	Right side	0.025	0.024	0.005	0.072	0.090	0.002	0.004	0.050	0.032	0.100	0.102	0.117	0.119
	Left side	0.062	0.125	0.020	0.022	0.003	0.017	0.016	0.187	0.100	0.102	0.101	0.083	0.082

Unless otherwise stated the results shown in this test report refer only to the sample(s) tested and such sample(s) are retained for 90 days only.
除非另有說明，此報告結果僅對測試之樣品負責，同時此樣品僅保留90天。本報告未經本公司書面許可，不可部份複製。
This document is issued by the Company subject to its General Conditions of Service printed overleaf, available on request or accessible at http://www.sgs.com.tw/Terms-and-Conditions and for electronic format documents, subject to Terms and Conditions for Electronic Documents at http://www.sgs.com.tw/Terms-and-Conditions. Attention is drawn to the limitation of liability, indemnification and jurisdiction issues defined therein. Any holder of this document is advised that information contained hereon reflects the Company's findings at the time of its intervention only and within the limits of Client's instructions, if any. The Company's sole responsibility is to its Client and this document does not exonerate parties to a transaction from exercising all their rights and obligations under the transaction documents. This document cannot be reproduced except in full, without prior written approval of the Company. Any unauthorized alteration, forgery or falsification of the content or appearance of this document is unlawful and offenders may be prosecuted to the fullest extent of the law.

MIMO+DBS_Head+Body

Calling_Head_UAT

The simultaneous head exposure conditions for WLAN(calling mode) with WWAN(UAT)

WWAN	Exposure position 1g(W/kg)	1	2	3	4	5	6	7	Scenario 1	Scenario 2	Scenario 3	Scenario 4	Scenario 5	Scenario 6	Scenario 7	Scenario 8	Scenario 9	Scenario 10
		WWAN	WLAN 2.4GHz Chain 0	WLAN 2.4GHz Chain 1	WLAN 5GHz Chain 0	WLAN 5GHz Chain 1	Bluetooth Chain0	Bluetooth Chain1	1+2+3 Sum	1+2+4 Sum	1+2+5 Sum	1+3+4+6 Sum	1+3+4+7 Sum	1+3+5+6 Sum	1+3+5+7 Sum	1+4+5+6 Sum	1+4+5+7 Sum	1+2+3+4 +5 Sum
GSM 850	ReCheek	0.524	0.225	0.196	0.252	0.175	0.195	0.050	0.945	1.001	0.924	1.167	1.022	1.090	0.945	1.145	1.001	1.371
	ReTilt	0.304	0.103	0.060	0.132	0.072	0.073	0.023	0.467	0.539	0.479	0.570	0.520	0.510	0.460	0.582	0.532	0.672
	LeCheek	0.328	0.466	0.082	0.466	0.093	0.235	0.030	0.876	1.260	0.887	1.111	0.905	0.738	0.532	1.122	0.916	1.435
	LeTilt	0.290	0.213	0.045	0.192	0.043	0.091	0.015	0.548	0.696	0.546	0.619	0.542	0.469	0.393	0.617	0.540	0.784
WCDMA Band V	ReCheek	0.462	0.225	0.196	0.252	0.175	0.195	0.050	0.882	0.938	0.861	1.104	0.959	1.027	0.882	1.083	0.938	1.309
	ReTilt	0.273	0.103	0.060	0.132	0.072	0.073	0.023	0.437	0.509	0.449	0.539	0.489	0.479	0.429	0.551	0.501	0.642
	LeCheek	0.325	0.466	0.082	0.466	0.093	0.235	0.030	0.874	1.258	0.884	1.109	0.903	0.735	0.529	1.119	0.914	1.432
	LeTilt	0.229	0.213	0.045	0.192	0.043	0.091	0.015	0.488	0.635	0.485	0.558	0.482	0.409	0.332	0.556	0.480	0.723
LTE Band 12	ReCheek	0.321	0.225	0.196	0.252	0.175	0.195	0.050	0.742	0.798	0.721	0.964	0.819	0.887	0.742	0.943	0.798	1.168
	ReTilt	0.212	0.103	0.060	0.132	0.072	0.073	0.023	0.376	0.447	0.388	0.478	0.428	0.418	0.368	0.490	0.440	0.580
	LeCheek	0.234	0.466	0.082	0.466	0.093	0.235	0.030	0.782	1.166	0.793	1.017	0.812	0.644	0.438	1.028	0.822	1.341
	LeTilt	0.155	0.213	0.045	0.192	0.043	0.091	0.015	0.413	0.561	0.411	0.484	0.407	0.334	0.258	0.482	0.405	0.649
LTE Band 13	ReCheek	0.516	0.225	0.196	0.252	0.175	0.195	0.050	0.937	0.993	0.916	1.159	1.014	1.082	0.937	1.137	0.993	1.363
	ReTilt	0.253	0.103	0.060	0.132	0.072	0.073	0.023	0.416	0.488	0.428	0.519	0.469	0.459	0.409	0.531	0.481	0.621
	LeCheek	0.313	0.466	0.082	0.466	0.093	0.235	0.030	0.861	1.246	0.872	1.096	0.891	0.723	0.517	1.107	0.901	1.420
	LeTilt	0.241	0.213	0.045	0.192	0.043	0.091	0.015	0.499	0.647	0.497	0.570	0.493	0.420	0.344	0.568	0.491	0.735
LTE Band 26	ReCheek	0.457	0.225	0.196	0.252	0.175	0.195	0.050	0.878	0.933	0.857	1.100	0.955	1.023	0.878	1.078	0.933	1.304
	ReTilt	0.279	0.103	0.060	0.132	0.072	0.073	0.023	0.443	0.515	0.455	0.545	0.495	0.485	0.435	0.557	0.507	0.647
	LeCheek	0.317	0.466	0.082	0.466	0.093	0.235	0.030	0.865	1.249	0.876	1.100	0.894	0.726	0.521	1.111	0.905	1.423
	LeTilt	0.248	0.213	0.045	0.192	0.043	0.091	0.015	0.506	0.654	0.504	0.577	0.501	0.427	0.351	0.575	0.499	0.742
LTE Band 71	ReCheek	0.279	0.225	0.196	0.252	0.175	0.195	0.050	0.699	0.755	0.678	0.921	0.776	0.844	0.699	0.900	0.755	1.126
	ReTilt	0.165	0.103	0.060	0.132	0.072	0.073	0.023	0.329	0.401	0.341	0.431	0.382	0.371	0.322	0.443	0.393	0.534
	LeCheek	0.232	0.466	0.082	0.466	0.093	0.235	0.030	0.780	1.164	0.790	1.015	0.809	0.641	0.435	1.025	0.820	1.338
	LeTilt	0.141	0.213	0.045	0.192	0.043	0.091	0.015	0.400	0.547	0.398	0.470	0.394	0.321	0.245	0.468	0.392	0.635
NR n41	ReCheek	0.048	0.225	0.196	0.252	0.175	0.195	0.050	0.469	0.525	0.448	0.691	0.546	0.614	0.469	0.670	0.525	0.895
	ReTilt	0.023	0.103	0.060	0.132	0.072	0.073	0.023	0.187	0.259	0.199	0.289	0.239	0.229	0.179	0.301	0.251	0.391
	LeCheek	0.013	0.466	0.082	0.466	0.093	0.235	0.030	0.561	0.946	0.572	0.796	0.591	0.423	0.217	0.807	0.601	1.120
	LeTilt	0.009	0.213	0.045	0.192	0.043	0.091	0.015	0.267	0.415	0.265	0.338	0.262	0.188	0.112	0.336	0.260	0.503

Unless otherwise stated the results shown in this test report refer only to the sample(s) tested and such sample(s) are retained for 90 days only.
除非另有說明，此報告結果僅對測試之樣品負責，同時此樣品僅保留90天。本報告未經本公司書面許可，不可部份複製。
This document is issued by the Company subject to its General Conditions of Service printed overleaf, available on request or accessible at http://www.sgs.com.tw/Terms-and-Conditions and for electronic format documents, subject to Terms and Conditions for Electronic Documents at http://www.sgs.com.tw/Terms-and-Conditions. Attention is drawn to the limitation of liability, indemnification and jurisdiction issues defined therein. Any holder of this document is advised that information contained hereon reflects the Company's findings at the time of its intervention only and within the limits of Client's instructions, if any. The Company's sole responsibility is to its Client and this document does not exonerate parties to a transaction from exercising all their rights and obligations under the transaction documents. This document cannot be reproduced except in full, without prior written approval of the Company. Any unauthorized alteration, forgery or falsification of the content or appearance of this document is unlawful and offenders may be prosecuted to the fullest extent of the law.

Calling_Head_LAT

The simultaneous head exposure conditions for WLAN(calling mode) with WWAN(LAT)

WWAN	Exposure position 1g(W/kg)	1	2	3	4	5	6	7	Scenario 1	Scenario 2	Scenario 3	Scenario 4	Scenario 5	Scenario 6	Scenario 7	Scenario 8	Scenario 9	Scenario 10
		WWAN	WLAN 2.4GHz Chain 0	WLAN 2.4GHz Chain 1	WLAN 5GHz Chain 0	WLAN 5GHz Chain 1	Bluetooth Chain0	Bluetooth Chain1	1+2+3 Sum	1+2+4 Sum	1+2+5 Sum	1+3+4+6 Sum	1+3+4+7 Sum	1+3+5+6 Sum	1+3+5+7 Sum	1+4+5+6 Sum	1+4+5+7 Sum	1+2+3+4 +5 Sum
GSM 850	ReCheek	0.282	0.225	0.196	0.252	0.175	0.195	0.050	0.703	0.758	0.681	0.924	0.779	0.847	0.703	0.903	0.758	1.129
	ReTilt	0.125	0.103	0.060	0.132	0.072	0.073	0.023	0.289	0.361	0.301	0.391	0.342	0.331	0.282	0.403	0.354	0.494
	LeCheek	0.176	0.466	0.082	0.466	0.093	0.235	0.030	0.724	1.108	0.734	0.959	0.753	0.585	0.379	0.969	0.764	1.282
	LeTilt	0.097	0.213	0.045	0.192	0.043	0.091	0.015	0.355	0.503	0.353	0.426	0.349	0.276	0.200	0.424	0.347	0.591
GSM 1900	ReCheek	0.091	0.225	0.196	0.252	0.175	0.195	0.050	0.512	0.567	0.490	0.733	0.589	0.657	0.512	0.712	0.567	0.938
	ReTilt	0.059	0.103	0.060	0.132	0.072	0.073	0.023	0.222	0.294	0.234	0.324	0.275	0.264	0.215	0.336	0.287	0.427
	LeCheek	0.118	0.466	0.082	0.466	0.093	0.235	0.030	0.666	1.050	0.677	0.901	0.695	0.527	0.322	0.912	0.706	1.225
	LeTilt	0.077	0.213	0.045	0.192	0.043	0.091	0.015	0.335	0.483	0.333	0.406	0.330	0.256	0.180	0.404	0.327	0.571
WCDMA Band II	ReCheek	0.251	0.225	0.196	0.252	0.175	0.195	0.050	0.671	0.727	0.650	0.893	0.748	0.816	0.671	0.872	0.727	1.098
	ReTilt	0.182	0.103	0.060	0.132	0.072	0.073	0.023	0.345	0.417	0.357	0.448	0.398	0.388	0.338	0.460	0.410	0.550
	LeCheek	0.302	0.466	0.082	0.466	0.093	0.235	0.030	0.850	1.234	0.861	1.085	0.879	0.711	0.506	1.095	0.890	1.408
	LeTilt	0.230	0.213	0.045	0.192	0.043	0.091	0.015	0.488	0.636	0.486	0.559	0.483	0.409	0.333	0.557	0.481	0.724
WCDMA Band IV	ReCheek	0.176	0.225	0.196	0.252	0.175	0.195	0.050	0.597	0.652	0.576	0.819	0.674	0.742	0.597	0.797	0.653	1.023
	ReTilt	0.127	0.103	0.060	0.132	0.072	0.073	0.023	0.290	0.362	0.302	0.392	0.343	0.332	0.283	0.404	0.355	0.495
	LeCheek	0.246	0.466	0.082	0.466	0.093	0.235	0.030	0.794	1.179	0.805	1.029	0.824	0.656	0.450	1.040	0.835	1.353
	LeTilt	0.160	0.213	0.045	0.192	0.043	0.091	0.015	0.419	0.566	0.417	0.489	0.413	0.340	0.264	0.487	0.411	0.654
WCDMA Band V	ReCheek	0.141	0.225	0.196	0.252	0.175	0.195	0.050	0.562	0.617	0.540	0.783	0.638	0.706	0.562	0.762	0.617	0.988
	ReTilt	0.103	0.103	0.060	0.132	0.072	0.073	0.023	0.267	0.339	0.279	0.369	0.319	0.309	0.259	0.381	0.331	0.472
	LeCheek	0.110	0.466	0.082	0.466	0.093	0.235	0.030	0.658	1.042	0.669	0.893	0.687	0.520	0.314	0.904	0.698	1.217
	LeTilt	0.071	0.213	0.045	0.192	0.043	0.091	0.015	0.329	0.477	0.327	0.400	0.324	0.250	0.174	0.398	0.322	0.565
LTE Band 7	ReCheek	0.097	0.225	0.196	0.252	0.175	0.195	0.050	0.518	0.574	0.497	0.740	0.595	0.663	0.518	0.718	0.574	0.944
	ReTilt	0.058	0.103	0.060	0.132	0.072	0.073	0.023	0.222	0.294	0.234	0.324	0.274	0.264	0.215	0.336	0.286	0.427
	LeCheek	0.127	0.466	0.082	0.466	0.093	0.235	0.030	0.675	1.060	0.686	0.910	0.705	0.537	0.331	0.921	0.715	1.234
	LeTilt	0.087	0.213	0.045	0.192	0.043	0.091	0.015	0.345	0.493	0.343	0.416	0.339	0.266	0.190	0.414	0.337	0.581
LTE Band 12	ReCheek	0.166	0.225	0.196	0.252	0.175	0.195	0.050	0.587	0.643	0.566	0.809	0.664	0.732	0.587	0.787	0.643	1.013
	ReTilt	0.060	0.103	0.060	0.132	0.072	0.073	0.023	0.224	0.296	0.236	0.326	0.276	0.266	0.216	0.338	0.288	0.428
	LeCheek	0.097	0.466	0.082	0.466	0.093	0.235	0.030	0.645	1.029	0.655	0.880	0.674	0.506	0.301	0.890	0.685	1.203
	LeTilt	0.033	0.213	0.045	0.192	0.043	0.091	0.015	0.292	0.439	0.290	0.362	0.286	0.213	0.137	0.360	0.284	0.527
LTE Band 13	ReCheek	0.181	0.225	0.196	0.252	0.175	0.195	0.050	0.601	0.657	0.580	0.823	0.678	0.746	0.602	0.802	0.657	1.028
	ReTilt	0.067	0.103	0.060	0.132	0.072	0.073	0.023	0.231	0.302	0.243	0.333	0.283	0.273	0.223	0.345	0.295	0.435
	LeCheek	0.092	0.466	0.082	0.466	0.093	0.235	0.030	0.640	1.024	0.651	0.875	0.669	0.501	0.296	0.886	0.680	1.198
	LeTilt	0.037	0.213	0.045	0.192	0.043	0.091	0.015	0.296	0.443	0.294	0.366	0.290	0.217	0.140	0.364	0.288	0.531
LTE Band 25	ReCheek	0.220	0.225	0.196	0.252	0.175	0.195	0.050	0.641	0.696	0.619	0.862	0.717	0.785	0.641	0.841	0.696	1.067
	ReTilt	0.135	0.103	0.060	0.132	0.072	0.073	0.023	0.298	0.370	0.310	0.401	0.351	0.341	0.291	0.412	0.363	0.503
	LeCheek	0.331	0.466	0.082	0.466	0.093	0.235	0.030	0.879	1.264	0.890	1.114	0.909	0.741	0.535	1.125	0.920	1.438
	LeTilt	0.152	0.213	0.045	0.192	0.043	0.091	0.015	0.410	0.558	0.408	0.481	0.405	0.331	0.255	0.479	0.403	0.646
LTE Band 26	ReCheek	0.141	0.225	0.196	0.252	0.175	0.195	0.050	0.561	0.617	0.540	0.783	0.638	0.706	0.561	0.762	0.617	0.988
	ReTilt	0.082	0.103	0.060	0.132	0.072	0.073	0.023	0.245	0.317	0.257	0.347	0.298	0.287	0.238	0.359	0.310	0.450
	LeCheek	0.092	0.466	0.082	0.466	0.093	0.235	0.030	0.640	1.024	0.651	0.875	0.669	0.501	0.296	0.885	0.680	1.198
	LeTilt	0.051	0.213	0.045	0.192	0.043	0.091	0.015	0.309	0.457	0.307	0.380	0.304	0.230	0.154	0.378	0.301	0.545
LTE Band 30	ReCheek	0.109	0.225	0.196	0.252	0.175	0.195	0.050	0.530	0.585	0.508	0.751	0.607	0.675	0.530	0.730	0.585	0.956
	ReTilt	0.070	0.103	0.060	0.132	0.072	0.073	0.023	0.233	0.305	0.245	0.336	0.286	0.276	0.226	0.348	0.298	0.438
	LeCheek	0.180	0.466	0.082	0.466	0.093	0.235	0.030	0.728	1.112	0.739	0.963	0.758	0.590	0.384	0.974	0.768	1.287
	LeTilt	0.120	0.213	0.045	0.192	0.043	0.091	0.015	0.378	0.526	0.376	0.449	0.373	0.299	0.223	0.447	0.370	0.614
LTE Band 41	ReCheek	0.148	0.225	0.196	0.252	0.175	0.195	0.050	0.569	0.625	0.548	0.791	0.646	0.714	0.569	0.769	0.625	0.995
	ReTilt	0.090	0.103	0.060	0.132	0.072	0.073	0.023	0.254	0.326	0.266	0.356	0.307	0.296	0.247	0.368	0.318	0.459
	LeCheek	0.180	0.466	0.082	0.466	0.093	0.235	0.030	0.728	1.112	0.738	0.963	0.757	0.589	0.383	0.973	0.768	1.286
	LeTilt	0.107	0.213	0.045	0.192	0.043	0.091	0.015	0.365	0.513	0.363	0.436	0.360	0.286	0.210	0.434	0.357	0.601
LTE Band 48	ReCheek	0.039	0.225	0.196	0.252	0.175	0.195	0.050	0.459	0.515	0.438	0.681	0.536	0.604	0.459	0.660	0.515	0.886
	ReTilt	0.022	0.103	0.060	0.132	0.072	0.073	0.023	0.186	0.258	0.198	0.288	0.238	0.228	0.178	0.300	0.250	0.390
	LeCheek	0.080	0.466	0.082	0.466	0.093	0.235	0.030	0.628	1.013	0.639	0.863	0.658	0.490	0.284	0.874	0.669	1.187
	LeTilt	0.029	0.213	0.045	0.192	0.043	0.091	0.015	0.287	0.434	0.285	0.357	0.281	0.208	0.132	0.355	0.279	0.522
LTE Band 66	ReCheek	0.245	0.225	0.196	0.252	0.175	0.195	0.050	0.666	0.721	0.645	0.888	0.743	0.811	0.666	0.866	0.722	1.092
	ReTilt	0.165	0.103	0.060	0.132	0.072	0.073	0.023	0.328	0.400	0.340	0.431	0.381	0.371	0.321	0.443	0.393	0.533
	LeCheek	0.343	0.466	0.082	0.466	0.093	0.235	0.030	0.891	1.275	0.901	1.126	0.920	0.752	0.547	1.136	0.931	1.449
	LeTilt	0.218	0.213	0.045	0.192	0.043	0.091	0.015	0.476	0.624	0.474	0.547	0.471	0.397	0.321	0.545	0.469	0.712
LTE Band 71	ReCheek	0.172	0.225	0.196	0.252	0.175	0.195	0.050	0.592	0.648	0.571	0.814	0.669	0.737	0.592	0.793	0.648	1.018
	ReTilt	0.081	0.103	0.060	0.132	0.072	0.073	0.023	0.245	0.317	0.257	0.347	0.297	0.287	0.237	0.359	0.309	0.449
	LeCheek	0.106	0.466	0.082	0.466	0.093	0.235	0.030	0.654	1.038	0.665	0.889	0.683	0.516	0.310	0.900	0.694	1.213
	LeTilt	0.053	0.213	0.045	0.192	0.043	0.091	0.015	0.311	0.458	0.309	0.381	0.305	0.232	0.156	0.379	0.303	0.546
NR n41	ReCheek	0.021	0.225	0.196	0.252	0.175	0.195	0.050	0.442	0.498	0.421	0.664	0.519	0.587	0.442	0.643	0.498	0.868
	ReTilt	0.010	0.103	0.060	0.132	0.072	0.073	0.023	0.174	0.246	0.186	0.276	0.226	0.216	0.166	0.288	0.238	0.379
	LeCheek	0.012	0.466	0.082	0.466	0.093	0.235	0.030	0.560	0.944	0.571	0.795	0.590	0.422	0.216	0.806	0.600	1.119
	LeTilt	0.006	0.213	0.045	0.192	0.043	0.091	0.015	0.265	0.412	0.263	0.335	0.259	0.186	0.110	0.333	0.257	0.500

Unless otherwise stated the results shown in this test report refer only to the sample(s) tested and such sample(s) are retained for 90 days only.
除非另有說明，此報告結果僅對測試之樣品負責，同時此樣品僅保留90天。本報告未經本公司書面許可，不可部份複製。
This document is issued by the Company subject to its General Conditions of Service printed overleaf, available on request or accessible at http://www.sgs.com.tw/Terms-and-Conditions and for electronic format documents, subject to Terms and Conditions for Electronic Documents at http://www.sgs.com.tw/Terms-and-Conditions. Attention is drawn to the limitation of liability, indemnification and jurisdiction issues defined therein. Any holder of this document is advised that information contained hereon reflects the Company's findings at the time of its intervention only and within the limits of Client's instructions, if any. The Company's sole responsibility is to its Client and this document does not exonerate parties to a transaction from exercising all their rights and obligations under the transaction documents. This document cannot be reproduced except in full, without prior written approval of the Company. Any unauthorized alteration, forgery or falsification of the content or appearance of this document is unlawful and offenders may be prosecuted to the fullest extent of the law.

Calling_Body-worn_UAT

The simultaneous body exposure conditions for WLAN(calling mode and normal Portrait mode) with WWAN(UAT)

WWAN	Exposure position 1g(W/kg)	1	2	3	4	5	6	7	Scenario 1	Scenario 2	Scenario 3	Scenario 4	Scenario 5	Scenario 6	Scenario 7	Scenario 8	Scenario 9	Scenario 10
		WWAN	WLAN 2.4GHz Chain 0	WLAN 2.4GHz Chain 1	WLAN 5GHz Chain 0	WLAN 5GHz Chain 1	Bluetooth Chain0	Bluetooth Chain1	1+2+3 Sum	1+2+4 Sum	1+2+5 Sum	1+3+4+6 Sum	1+3+4+7 Sum	1+3+5+6 Sum	1+3+5+7 Sum	1+4+5+6 Sum	1+4+5+7 Sum	1+2+3+4 +5 Sum
GPRS 850	Front side	0.531	0.020	0.005	0.061	0.093	0.002	0.001	0.557	0.613	0.644	0.600	0.599	0.631	0.630	0.687	0.686	0.711
	Back side	0.394	0.075	0.028	0.080	0.219	0.014	0.003	0.497	0.548	0.687	0.515	0.505	0.655	0.644	0.706	0.696	0.795
WCDMA Band V	Front side	0.299	0.020	0.005	0.061	0.093	0.002	0.001	0.325	0.381	0.412	0.368	0.367	0.399	0.398	0.455	0.454	0.479
	Back side	0.262	0.075	0.028	0.080	0.219	0.014	0.003	0.365	0.416	0.555	0.383	0.373	0.523	0.512	0.574	0.564	0.663
LTE Band 12	Front side	0.174	0.020	0.005	0.061	0.093	0.002	0.001	0.199	0.256	0.287	0.242	0.241	0.274	0.273	0.330	0.329	0.354
	Back side	0.140	0.075	0.028	0.080	0.219	0.014	0.003	0.243	0.295	0.434	0.262	0.252	0.401	0.391	0.453	0.442	0.542
LTE Band 13	Front side	0.314	0.020	0.005	0.061	0.093	0.002	0.001	0.340	0.396	0.428	0.383	0.382	0.415	0.414	0.471	0.470	0.494
	Back side	0.268	0.075	0.028	0.080	0.219	0.014	0.003	0.371	0.422	0.562	0.390	0.379	0.529	0.519	0.581	0.570	0.670
LTE Band 26	Front side	0.326	0.020	0.005	0.061	0.093	0.002	0.001	0.351	0.408	0.439	0.395	0.394	0.426	0.425	0.482	0.481	0.506
	Back side	0.258	0.075	0.028	0.080	0.219	0.014	0.003	0.361	0.413	0.552	0.380	0.370	0.520	0.509	0.571	0.561	0.660
LTE Band 71	Front side	0.128	0.020	0.005	0.061	0.093	0.002	0.001	0.154	0.210	0.242	0.197	0.196	0.229	0.228	0.285	0.284	0.308
	Back side	0.114	0.075	0.028	0.080	0.219	0.014	0.003	0.217	0.268	0.408	0.236	0.225	0.375	0.365	0.427	0.416	0.516
NR n41	Front side	0.084	0.020	0.005	0.061	0.093	0.002	0.001	0.110	0.166	0.197	0.153	0.152	0.184	0.183	0.241	0.240	0.264
	Back side	0.217	0.075	0.028	0.080	0.219	0.014	0.003	0.320	0.371	0.510	0.339	0.328	0.478	0.467	0.529	0.519	0.619

Calling_Body-worn_LAT

The simultaneous body exposure conditions for WLAN(calling mode and normal Portrait mode) with WWAN(LAT)

WWAN	Exposure position 1g(W/kg)	1	2	3	4	5	6	7	Scenario 1	Scenario 2	Scenario 3	Scenario 4	Scenario 5	Scenario 6	Scenario 7	Scenario 8	Scenario 9	Scenario 10
		WWAN	WLAN 2.4GHz Chain 0	WLAN 2.4GHz Chain 1	WLAN 5GHz Chain 0	WLAN 5GHz Chain 1	Bluetooth Chain0	Bluetooth Chain1	1+2+3 Sum	1+2+4 Sum	1+2+5 Sum	1+3+4+6 Sum	1+3+4+7 Sum	1+3+5+6 Sum	1+3+5+7 Sum	1+4+5+6 Sum	1+4+5+7 Sum	1+2+3+4 +5 Sum
GPRS 850	Front side	0.526	0.020	0.005	0.061	0.093	0.002	0.001	0.552	0.608	0.640	0.595	0.594	0.627	0.626	0.683	0.682	0.707
	Back side	0.451	0.075	0.028	0.080	0.219	0.014	0.003	0.554	0.605	0.745	0.573	0.562	0.712	0.702	0.764	0.753	0.853
GPRS 1900	Front side	0.257	0.020	0.005	0.061	0.093	0.002	0.001	0.282	0.339	0.370	0.325	0.324	0.357	0.356	0.413	0.412	0.437
	Back side	0.458	0.075	0.028	0.080	0.219	0.014	0.003	0.561	0.612	0.752	0.580	0.569	0.719	0.709	0.771	0.760	0.860
WCDMA Band II	Front side	0.353	0.020	0.005	0.061	0.093	0.002	0.001	0.378	0.434	0.466	0.421	0.420	0.453	0.452	0.509	0.508	0.533
	Back side	0.454	0.075	0.028	0.080	0.219	0.014	0.003	0.557	0.609	0.748	0.576	0.566	0.716	0.705	0.767	0.757	0.856
WCDMA Band IV	Front side	0.153	0.020	0.005	0.061	0.093	0.002	0.001	0.178	0.235	0.266	0.221	0.220	0.253	0.252	0.309	0.308	0.333
	Back side	0.212	0.075	0.028	0.080	0.219	0.014	0.003	0.315	0.366	0.506	0.334	0.323	0.473	0.463	0.525	0.514	0.614
WCDMA Band V	Front side	0.246	0.020	0.005	0.061	0.093	0.002	0.001	0.272	0.328	0.360	0.315	0.314	0.346	0.345	0.403	0.402	0.426
	Back side	0.164	0.075	0.028	0.080	0.219	0.014	0.003	0.267	0.318	0.458	0.286	0.275	0.425	0.415	0.477	0.466	0.566
LTE Band 7	Front side	0.214	0.020	0.005	0.061	0.093	0.002	0.001	0.239	0.295	0.327	0.282	0.281	0.314	0.313	0.370	0.369	0.394
	Back side	0.288	0.075	0.028	0.080	0.219	0.014	0.003	0.391	0.442	0.582	0.410	0.399	0.549	0.539	0.600	0.590	0.690
LTE Band 12	Front side	0.108	0.020	0.005	0.061	0.093	0.002	0.001	0.134	0.190	0.221	0.177	0.176	0.208	0.207	0.265	0.264	0.288
	Back side	0.308	0.075	0.028	0.080	0.219	0.014	0.003	0.411	0.462	0.601	0.430	0.419	0.569	0.558	0.620	0.610	0.709
LTE Band 13	Front side	0.054	0.020	0.005	0.061	0.093	0.002	0.001	0.079	0.135	0.167	0.122	0.121	0.154	0.153	0.210	0.209	0.234
	Back side	0.259	0.075	0.028	0.080	0.219	0.014	0.003	0.362	0.413	0.553	0.381	0.370	0.520	0.510	0.571	0.561	0.661
LTE Band 25	Front side	0.530	0.020	0.005	0.061	0.093	0.002	0.001	0.556	0.612	0.644	0.599	0.598	0.630	0.629	0.687	0.686	0.710
	Back side	0.619	0.075	0.028	0.080	0.219	0.014	0.003	0.722	0.774	0.913	0.741	0.731	0.880	0.870	0.932	0.921	1.021
LTE Band 26	Front side	0.227	0.020	0.005	0.061	0.093	0.002	0.001	0.253	0.309	0.341	0.296	0.295	0.327	0.326	0.384	0.383	0.407
	Back side	0.365	0.075	0.028	0.080	0.219	0.014	0.003	0.468	0.520	0.659	0.487	0.477	0.627	0.616	0.678	0.668	0.767
LTE Band 30	Front side	0.109	0.020	0.005	0.061	0.093	0.002	0.001	0.135	0.191	0.222	0.178	0.177	0.209	0.208	0.266	0.264	0.289
	Back side	0.223	0.075	0.028	0.080	0.219	0.014	0.003	0.326	0.378	0.517	0.345	0.335	0.485	0.474	0.536	0.525	0.625
LTE Band 41	Front side	0.147	0.020	0.005	0.061	0.093	0.002	0.001	0.173	0.229	0.261	0.216	0.215	0.247	0.246	0.304	0.303	0.327
	Back side	0.208	0.075	0.028	0.080	0.219	0.014	0.003	0.311	0.363	0.502	0.330	0.320	0.469	0.459	0.521	0.510	0.610
LTE Band 48	Front side	0.063	0.020	0.005	0.061	0.093	0.002	0.001	0.089	0.145	0.177	0.132	0.131	0.164	0.163	0.220	0.219	0.243
	Back side	0.098	0.075	0.028	0.080	0.219	0.014	0.003	0.201	0.253	0.392	0.220	0.210	0.359	0.349	0.411	0.400	0.500
LTE Band 66	Front side	0.245	0.020	0.005	0.061	0.093	0.002	0.001	0.271	0.327	0.359	0.314	0.313	0.345	0.344	0.402	0.401	0.425
	Back side	0.276	0.075	0.028	0.080	0.219	0.014	0.003	0.379	0.431	0.570	0.398	0.388	0.537	0.527	0.589	0.578	0.678
LTE Band 71	Front side	0.038	0.020	0.005	0.061	0.093	0.002	0.001	0.064	0.120	0.151	0.107	0.106	0.138	0.137	0.194	0.193	0.218
	Back side	0.032	0.075	0.028	0.080	0.219	0.014	0.003	0.135	0.186	0.325	0.154	0.143	0.293	0.282	0.344	0.334	0.433
NR n41	Front side	0.032	0.020	0.005	0.061	0.093	0.002	0.001	0.058	0.114	0.146	0.101	0.100	0.132	0.131	0.189	0.188	0.212
	Back side	0.212	0.075	0.028	0.080	0.219	0.014	0.003	0.315	0.366	0.506	0.334	0.323	0.473	0.463	0.525	0.514	0.614

Unless otherwise stated the results shown in this test report refer only to the sample(s) tested and such sample(s) are retained for 90 days only.
除非另有說明，此報告結果僅對測試之樣品負責，同時此樣品僅保留90天。本報告未經本公司書面許可，不可部份複製。
This document is issued by the Company subject to its General Conditions of Service printed overleaf, available on request or accessible at http://www.sgs.com.tw/Terms-and-Conditions and for electronic format documents, subject to Terms and Conditions for Electronic Documents at http://www.sgs.com.tw/Terms-and-Conditions. Attention is drawn to the limitation of liability, indemnification and jurisdiction issues defined therein. Any holder of this document is advised that information contained hereon reflects the Company's findings at the time of its intervention only and within the limits of Client's instructions, if any. The Company's sole responsibility is to its Client and this document does not exonerate parties to a transaction from exercising all their rights and obligations under the transaction documents. This document cannot be reproduced except in full, without prior written approval of the Company. Any unauthorized alteration, forgery or falsification of the content or appearance of this document is unlawful and offenders may be prosecuted to the fullest extent of the law.

Calling_Hotspot_UAT

The simultaneous body exposure conditions for WLAN(calling mode and normal Portrait mode) with WWAN(UAT)

WWAN	Exposure position 1g(W/kg)	1	2	3	4	5	6	7	Scenario 1	Scenario 2	Scenario 3	Scenario 4	Scenario 5	Scenario 6	Scenario 7	Scenario 8	Scenario 9	Scenario 10
		WWAN	WLAN 2.4GHz Chain 0	WLAN 2.4GHz Chain 1	WLAN 5GHz Chain 0	WLAN 5GHz Chain 1	Bluetooth Chain0	Bluetooth Chain1	1+2+3 Sum	1+2+4 Sum	1+2+5 Sum	1+3+4+6 Sum	1+3+4+7 Sum	1+3+5+6 Sum	1+3+5+7 Sum	1+4+5+6 Sum	1+4+5+7 Sum	1+2+3+4 +5 Sum
GPRS 850	Front side	0.531	0.050	0.043	0.069	0.224	0.006	0.012	0.624	0.650	0.805	0.649	0.655	0.804	0.810	0.830	0.836	0.917
	Back side	0.394	0.154	0.062	0.114	0.466	0.039	0.016	0.610	0.662	1.014	0.608	0.586	0.961	0.939	1.012	0.990	1.190
	Top side	0.285	0.083	0.031	0.053	0.203	0.010	0.009	0.399	0.420	0.571	0.378	0.376	0.528	0.527	0.550	0.548	0.654
	Botom side	0.006	0.001	0.001	0.002	0.055	0.001	0.001	0.008	0.009	0.062	0.010	0.010	0.063	0.063	0.064	0.064	0.065
	Right side	0.241	0.010	0.003	0.043	0.044	0.002	0.001	0.254	0.294	0.295	0.289	0.288	0.290	0.289	0.330	0.329	0.342
	Left side	0.140	0.056	0.026	0.017	0.120	0.017	0.008	0.221	0.213	0.316	0.200	0.191	0.303	0.293	0.294	0.285	0.358
WCDMA Band V	Front side	0.299	0.050	0.043	0.069	0.224	0.006	0.012	0.392	0.417	0.573	0.416	0.423	0.572	0.578	0.597	0.604	0.684
	Back side	0.262	0.154	0.062	0.114	0.466	0.039	0.016	0.478	0.530	0.882	0.476	0.454	0.829	0.807	0.880	0.858	1.058
	Top side	0.248	0.083	0.031	0.053	0.203	0.010	0.009	0.362	0.384	0.534	0.341	0.340	0.492	0.490	0.513	0.512	0.617
	Botom side	0.003	0.001	0.001	0.002	0.055	0.001	0.001	0.005	0.006	0.059	0.007	0.007	0.060	0.060	0.061	0.061	0.062
	Right side	0.152	0.010	0.003	0.043	0.044	0.002	0.001	0.165	0.205	0.206	0.201	0.199	0.201	0.200	0.242	0.240	0.253
	Left side	0.096	0.056	0.026	0.017	0.120	0.017	0.008	0.178	0.169	0.272	0.157	0.147	0.259	0.250	0.251	0.242	0.315
LTE Band 12	Front side	0.174	0.050	0.043	0.069	0.224	0.006	0.012	0.266	0.292	0.447	0.291	0.298	0.446	0.453	0.472	0.479	0.559
	Back side	0.140	0.154	0.062	0.114	0.466	0.039	0.016	0.357	0.408	0.761	0.355	0.333	0.708	0.685	0.759	0.737	0.937
	Top side	0.122	0.083	0.031	0.053	0.203	0.010	0.009	0.236	0.258	0.408	0.215	0.214	0.366	0.365	0.388	0.386	0.492
	Botom side	0.003	0.001	0.001	0.002	0.055	0.001	0.001	0.005	0.006	0.058	0.007	0.007	0.059	0.059	0.060	0.060	0.061
	Right side	0.105	0.010	0.003	0.043	0.044	0.002	0.001	0.119	0.159	0.160	0.154	0.153	0.155	0.153	0.195	0.194	0.206
	Left side	0.007	0.056	0.026	0.017	0.120	0.017	0.008	0.088	0.080	0.183	0.067	0.058	0.170	0.161	0.162	0.152	0.226
LTE Band 13	Front side	0.314	0.050	0.043	0.069	0.224	0.006	0.012	0.407	0.433	0.588	0.432	0.439	0.587	0.594	0.613	0.620	0.700
	Back side	0.268	0.154	0.062	0.114	0.466	0.039	0.016	0.484	0.536	0.888	0.483	0.461	0.835	0.813	0.887	0.865	1.065
	Top side	0.200	0.083	0.031	0.053	0.203	0.010	0.009	0.314	0.335	0.486	0.293	0.292	0.443	0.442	0.465	0.464	0.569
	Botom side	0.007	0.001	0.001	0.002	0.055	0.001	0.001	0.009	0.010	0.063	0.011	0.011	0.064	0.064	0.065	0.065	0.066
	Right side	0.158	0.010	0.003	0.043	0.044	0.002	0.001	0.172	0.212	0.213	0.207	0.206	0.208	0.207	0.248	0.247	0.260
	Left side	0.083	0.056	0.026	0.017	0.120	0.017	0.008	0.164	0.156	0.259	0.143	0.134	0.246	0.237	0.238	0.228	0.302
LTE Band 26	Front side	0.326	0.050	0.043	0.069	0.224	0.006	0.012	0.418	0.444	0.600	0.443	0.450	0.598	0.605	0.624	0.631	0.711
	Back side	0.258	0.154	0.062	0.114	0.466	0.039	0.016	0.475	0.526	0.879	0.473	0.451	0.826	0.804	0.877	0.855	1.055
	Top side	0.204	0.083	0.031	0.053	0.203	0.010	0.009	0.318	0.340	0.490	0.298	0.296	0.448	0.447	0.470	0.468	0.574
	Botom side	0.001	0.001	0.001	0.002	0.055	0.001	0.001	0.003	0.004	0.057	0.005	0.005	0.058	0.058	0.059	0.059	0.060
	Right side	0.131	0.010	0.003	0.043	0.044	0.002	0.001	0.145	0.185	0.186	0.180	0.179	0.181	0.179	0.221	0.220	0.232
	Left side	0.102	0.056	0.026	0.017	0.120	0.017	0.008	0.184	0.175	0.278	0.162	0.153	0.265	0.256	0.257	0.248	0.321
LTE Band 71	Front side	0.128	0.050	0.043	0.069	0.224	0.006	0.012	0.221	0.247	0.402	0.246	0.253	0.401	0.408	0.427	0.434	0.514
	Back side	0.114	0.154	0.062	0.114	0.466	0.039	0.016	0.331	0.382	0.735	0.329	0.307	0.681	0.659	0.733	0.711	0.911
	Top side	0.095	0.083	0.031	0.053	0.203	0.010	0.009	0.209	0.231	0.381	0.188	0.187	0.339	0.337	0.360	0.359	0.465
	Botom side	0.001	0.001	0.001	0.002	0.055	0.001	0.001	0.003	0.004	0.057	0.005	0.005	0.058	0.058	0.059	0.059	0.060
	Right side	0.002	0.010	0.003	0.043	0.044	0.002	0.001	0.016	0.056	0.057	0.051	0.050	0.052	0.051	0.092	0.091	0.103
	Left side	0.068	0.056	0.026	0.017	0.120	0.017	0.008	0.149	0.141	0.244	0.128	0.119	0.231	0.221	0.222	0.213	0.286
NR n41	Front side	0.084	0.050	0.043	0.069	0.224	0.006	0.012	0.177	0.203	0.358	0.202	0.208	0.357	0.363	0.383	0.389	0.470
	Back side	0.217	0.154	0.062	0.114	0.466	0.039	0.016	0.433	0.485	0.837	0.432	0.409	0.784	0.762	0.836	0.813	1.013
	Top side	0.006	0.083	0.031	0.053	0.203	0.010	0.009	0.120	0.142	0.292	0.099	0.098	0.249	0.248	0.271	0.270	0.375
	Botom side	0.004	0.001	0.001	0.002	0.055	0.001	0.001	0.006	0.007	0.060	0.008	0.008	0.061	0.061	0.062	0.062	0.063
	Right side	0.013	0.010	0.003	0.043	0.044	0.002	0.001	0.027	0.067	0.068	0.062	0.061	0.063	0.062	0.103	0.102	0.114
	Left side	0.025	0.056	0.026	0.017	0.120	0.017	0.008	0.106	0.098	0.201	0.085	0.076	0.188	0.179	0.180	0.170	0.244

Unless otherwise stated the results shown in this test report refer only to the sample(s) tested and such sample(s) are retained for 90 days only.
除非另有說明，此報告結果僅對測試之樣品負責，同時此樣品僅保留90天。本報告未經本公司書面許可，不可部份複製。
This document is issued by the Company subject to its General Conditions of Service printed overleaf, available on request or accessible at http://www.sgs.com.tw/Terms-and-Conditions and for electronic format documents, subject to Terms and Conditions for Electronic Documents at http://www.sgs.com.tw/Terms-and-Conditions. Attention is drawn to the limitation of liability, indemnification and jurisdiction issues defined therein. Any holder of this document is advised that information contained hereon reflects the Company's findings at the time of its intervention only and within the limits of Client's instructions, if any. The Company's sole responsibility is to its Client and this document does not exonerate parties to a transaction from exercising all their rights and obligations under the transaction documents. This document cannot be reproduced except in full, without prior written approval of the Company. Any unauthorized alteration, forgery or falsification of the content or appearance of this document is unlawful and offenders may be prosecuted to the fullest extent of the law.

Calling_Hotspot_LAT

The simultaneous body exposure conditions for WLAN(calling mode and normal Portrait mode) with WWAN(LAT)

WWAN	Exposure position 1g(W/kg)	1	2	3	4	5	6	7	Scenario 1	Scenario 2	Scenario 3	Scenario 4	Scenario 5	Scenario 6	Scenario 7	Scenario 8	Scenario 9	Scenario 10
		WWAN	WLAN 2.4GHz Chain 0	WLAN 2.4GHz Chain 1	WLAN 5GHz Chain 0	WLAN 5GHz Chain 1	Bluetooth Chain0	Bluetooth Chain1	1+2+3 Sum	1+2+4 Sum	1+2+5 Sum	1+3+4+6 Sum	1+3+4+7 Sum	1+3+5+6 Sum	1+3+5+7 Sum	1+4+5+6 Sum	1+4+5+7 Sum	1+2+3+4+5 Sum
GPRS 850	Front side	0.813	0.050	0.043	0.069	0.224	0.006	0.012	0.906	0.932	1.087	0.931	0.938	1.086	1.093	1.112	1.119	1.199
	Back side	0.641	0.154	0.062	0.114	0.466	0.039	0.016	0.857	0.909	1.261	0.856	0.833	1.208	1.186	1.260	1.237	1.437
	Top side	0.001	0.083	0.031	0.053	0.203	0.010	0.009	0.115	0.137	0.287	0.095	0.093	0.245	0.244	0.267	0.265	0.371
	Botom side	0.632	0.001	0.001	0.002	0.055	0.001	0.001	0.634	0.635	0.688	0.636	0.636	0.689	0.689	0.690	0.690	0.691
	Right side	0.588	0.010	0.003	0.043	0.044	0.002	0.001	0.601	0.642	0.642	0.637	0.635	0.638	0.636	0.678	0.677	0.689
	Left side	0.153	0.056	0.026	0.017	0.120	0.017	0.008	0.234	0.226	0.329	0.213	0.204	0.316	0.306	0.307	0.298	0.371
GPRS 1900	Front side	0.393	0.050	0.043	0.069	0.224	0.006	0.012	0.486	0.512	0.667	0.511	0.517	0.666	0.673	0.692	0.698	0.779
	Back side	0.433	0.154	0.062	0.114	0.466	0.039	0.016	0.649	0.701	1.053	0.648	0.626	1.000	0.978	1.052	1.030	1.230
	Top side	0.001	0.083	0.031	0.053	0.203	0.010	0.009	0.115	0.137	0.287	0.094	0.093	0.245	0.243	0.266	0.265	0.371
	Botom side	1.136	0.001	0.001	0.002	0.055	0.001	0.001	1.138	1.139	1.192	1.140	1.140	1.193	1.193	1.194	1.194	1.195
	Right side	0.146	0.010	0.003	0.043	0.044	0.002	0.001	0.159	0.199	0.200	0.194	0.193	0.195	0.194	0.236	0.234	0.247
	Left side	0.240	0.056	0.026	0.017	0.120	0.017	0.008	0.321	0.313	0.416	0.300	0.291	0.403	0.393	0.394	0.385	0.458
WCDMA Band II	Front side	0.209	0.050	0.043	0.069	0.224	0.006	0.012	0.302	0.328	0.483	0.327	0.334	0.482	0.489	0.508	0.515	0.595
	Back side	0.373	0.154	0.062	0.114	0.466	0.039	0.016	0.589	0.641	0.993	0.587	0.565	0.940	0.918	0.991	0.969	1.169
	Top side	0.003	0.083	0.031	0.053	0.203	0.010	0.009	0.117	0.139	0.289	0.096	0.095	0.247	0.245	0.268	0.267	0.373
	Botom side	1.172	0.001	0.001	0.002	0.055	0.001	0.001	1.174	1.175	1.228	1.176	1.176	1.229	1.229	1.230	1.230	1.231
	Right side	0.069	0.010	0.003	0.043	0.044	0.002	0.001	0.083	0.123	0.124	0.118	0.117	0.119	0.118	0.159	0.158	0.170
	Left side	0.124	0.056	0.026	0.017	0.120	0.017	0.008	0.205	0.197	0.299	0.184	0.174	0.287	0.277	0.278	0.269	0.342
WCDMA Band IV	Front side	0.292	0.050	0.043	0.069	0.224	0.006	0.012	0.385	0.411	0.566	0.410	0.417	0.565	0.572	0.591	0.598	0.678
	Back side	0.495	0.154	0.062	0.114	0.466	0.039	0.016	0.712	0.763	1.116	0.710	0.688	1.062	1.040	1.114	1.092	1.292
	Top side	0.001	0.083	0.031	0.053	0.203	0.010	0.009	0.115	0.137	0.287	0.094	0.093	0.245	0.243	0.266	0.265	0.370
	Botom side	1.098	0.001	0.001	0.002	0.055	0.001	0.001	1.100	1.101	1.153	1.102	1.102	1.154	1.154	1.155	1.155	1.156
	Right side	0.070	0.010	0.003	0.043	0.044	0.002	0.001	0.084	0.124	0.125	0.119	0.118	0.120	0.119	0.160	0.159	0.171
	Left side	0.164	0.056	0.026	0.017	0.120	0.017	0.008	0.245	0.237	0.340	0.224	0.215	0.327	0.317	0.318	0.309	0.382
WCDMA Band V	Front side	0.715	0.050	0.043	0.069	0.224	0.006	0.012	0.808	0.834	0.989	0.833	0.840	0.988	0.995	1.014	1.021	1.101
	Back side	0.634	0.154	0.062	0.114	0.466	0.039	0.016	0.851	0.902	1.255	0.849	0.827	1.201	1.179	1.253	1.231	1.431
	Top side	0.002	0.083	0.031	0.053	0.203	0.010	0.009	0.116	0.138	0.288	0.095	0.094	0.245	0.244	0.267	0.266	0.371
	Botom side	0.428	0.001	0.001	0.002	0.055	0.001	0.001	0.430	0.431	0.484	0.432	0.432	0.485	0.485	0.486	0.486	0.487
	Right side	0.211	0.010	0.003	0.043	0.044	0.002	0.001	0.225	0.265	0.266	0.260	0.259	0.261	0.260	0.301	0.300	0.313
	Left side	0.142	0.056	0.026	0.017	0.120	0.017	0.008	0.224	0.215	0.318	0.202	0.193	0.305	0.296	0.297	0.288	0.361
LTE Band 7	Front side	0.343	0.050	0.043	0.069	0.224	0.006	0.012	0.436	0.462	0.617	0.461	0.467	0.616	0.622	0.642	0.648	0.729
	Back side	0.365	0.154	0.062	0.114	0.466	0.039	0.016	0.581	0.633	0.985	0.579	0.557	0.932	0.910	0.983	0.961	1.161
	Top side	0.002	0.083	0.031	0.053	0.203	0.010	0.009	0.116	0.138	0.288	0.095	0.094	0.246	0.244	0.267	0.266	0.371
	Botom side	0.825	0.001	0.001	0.002	0.055	0.001	0.001	0.827	0.828	0.881	0.829	0.829	0.882	0.882	0.883	0.883	0.884
	Right side	0.071	0.010	0.003	0.043	0.044	0.002	0.001	0.084	0.124	0.125	0.120	0.118	0.120	0.119	0.161	0.159	0.172
	Left side	0.246	0.056	0.026	0.017	0.120	0.017	0.008	0.327	0.319	0.422	0.306	0.297	0.409	0.400	0.401	0.391	0.465
LTE Band 12	Front side	0.287	0.050	0.043	0.069	0.224	0.006	0.012	0.380	0.406	0.561	0.405	0.411	0.560	0.567	0.586	0.592	0.673
	Back side	0.272	0.154	0.062	0.114	0.466	0.039	0.016	0.488	0.540	0.892	0.487	0.465	0.839	0.817	0.891	0.868	1.069
	Top side	0.001	0.083	0.031	0.053	0.203	0.010	0.009	0.115	0.137	0.287	0.095	0.093	0.245	0.244	0.267	0.265	0.371
	Botom side	0.236	0.001	0.001	0.002	0.055	0.001	0.001	0.238	0.239	0.292	0.240	0.240	0.293	0.293	0.294	0.294	0.295
	Right side	0.003	0.010	0.003	0.043	0.044	0.002	0.001	0.017	0.057	0.058	0.052	0.051	0.053	0.052	0.093	0.092	0.104
	Left side	0.003	0.056	0.026	0.017	0.120	0.017	0.008	0.084	0.076	0.179	0.063	0.054	0.166	0.157	0.158	0.148	0.222
LTE Band 13	Front side	0.458	0.050	0.043	0.069	0.224	0.006	0.012	0.551	0.577	0.732	0.576	0.583	0.731	0.738	0.757	0.764	0.844
	Back side	0.395	0.154	0.062	0.114	0.466	0.039	0.016	0.612	0.664	1.016	0.610	0.588	0.963	0.941	1.014	0.992	1.192
	Top side	0.002	0.083	0.031	0.053	0.203	0.010	0.009	0.116	0.137	0.288	0.095	0.094	0.245	0.244	0.267	0.266	0.371
	Botom side	0.304	0.001	0.001	0.002	0.055	0.001	0.001	0.306	0.307	0.360	0.308	0.308	0.361	0.361	0.362	0.362	0.363
	Right side	0.003	0.010	0.003	0.043	0.044	0.002	0.001	0.016	0.056	0.057	0.052	0.050	0.052	0.051	0.093	0.091	0.104
	Left side	0.002	0.056	0.026	0.017	0.120	0.017	0.008	0.083	0.075	0.177	0.062	0.052	0.165	0.155	0.156	0.147	0.220
LTE Band 25	Front side	0.442	0.050	0.043	0.069	0.224	0.006	0.012	0.535	0.561	0.716	0.560	0.566	0.715	0.721	0.741	0.747	0.828
	Back side	0.475	0.154	0.062	0.114	0.466	0.039	0.016	0.692	0.743	1.096	0.690	0.668	1.042	1.020	1.094	1.072	1.272
	Top side	0.001	0.083	0.031	0.053	0.203	0.010	0.009	0.115	0.137	0.287	0.094	0.093	0.245	0.243	0.266	0.265	0.370
	Botom side	1.152	0.001	0.001	0.002	0.055	0.001	0.001	1.154	1.155	1.208	1.156	1.156	1.209	1.209	1.210	1.210	1.211
	Right side	0.012	0.010	0.003	0.043	0.044	0.002	0.001	0.026	0.066	0.067	0.061	0.060	0.062	0.060	0.102	0.101	0.113
	Left side	0.225	0.056	0.026	0.017	0.120	0.017	0.008	0.306	0.297	0.400	0.285	0.275	0.388	0.378	0.379	0.370	0.443
LTE Band 26	Front side	0.482	0.050	0.043	0.069	0.224	0.006	0.012	0.575	0.601	0.756	0.600	0.606	0.755	0.762	0.781	0.787	0.868
	Back side	0.471	0.154	0.062	0.114	0.466	0.039	0.016	0.688	0.739	1.092	0.686	0.664	1.039	1.016	1.090	1.068	1.268
	Top side	0.006	0.083	0.031	0.053	0.203	0.010	0.009	0.120	0.142	0.292	0.099	0.098	0.250	0.249	0.271	0.270	0.376
	Botom side	0.438	0.001	0.001	0.002	0.055	0.001	0.001	0.440	0.441	0.493	0.442	0.442	0.494	0.494	0.495	0.495	0.496
	Right side	0.338	0.010	0.003	0.043	0.044	0.002	0.001	0.351	0.392	0.392	0.387	0.385	0.387	0.386	0.428	0.426	0.439
	Left side	0.076	0.056	0.026	0.017	0.120	0.017	0.008	0.157	0.149	0.252	0.136	0.127	0.239	0.229	0.230	0.221	0.294
LTE Band 30	Front side	0.664	0.050	0.043	0.069	0.224	0.006	0.012	0.756	0.782	0.937	0.781	0.788	0.936	0.943	0.962	0.969	1.049
	Back side	0.684	0.154	0.062	0.114	0.466	0.039	0.016	0.900	0.952	1.304	0.899	0.876	1.251	1.229	1.303	1.280	1.480
	Top side	0.010	0.083	0.031	0.053	0.203	0.010	0.009	0.125	0.146	0.297	0.104	0.102	0.254	0.253	0.276	0.274	0.380
	Botom side	0.888	0.001	0.001	0.002	0.055	0.001	0.001	0.890	0.891	0.944	0.892	0.892	0.945	0.945	0.946	0.946	0.947
	Right side	0.069	0.010	0.003	0.043	0.044	0.002	0.001	0.082	0.123	0.123	0.118	0.116	0.119	0.117	0.159	0.157	0.170
	Left side	0.467	0.056	0.026	0.017	0.120	0.017	0.008	0.549	0.540	0.643	0.528	0.518	0.630	0.621	0.622	0.613	0.686
LTE Band 41	Front side	0.355	0.050	0.043	0.069	0.224	0.006	0.012	0.448	0.474	0.629	0.473	0.479	0.628	0.634	0.654	0.660	0.741
	Back side	0.470	0.154	0.062	0.114	0.466	0.039	0.016	0.686	0.738	1.090	0.684	0.662	1.037	1.015	1.088	1.066	1.266
	Top side	0.002	0.083	0.031	0.053	0.203	0.010	0.009	0.116	0.138	0.288	0.095	0.094	0.246	0.244	0.267	0.266	0.371
	Botom side	0.606	0.001	0.001	0.002	0.055	0.001	0.001	0.608	0.609	0.661	0.610	0.610	0.662	0.662	0.663	0.663	0.664
	Right side	0.005	0.010	0.003	0.043	0.044	0.002	0.001	0.018	0.058	0.059	0.053	0.052	0.054	0.053	0.094	0.093	0.106
	Left side	0.252	0.056	0.026	0.017	0.120	0.017	0.008	0.333	0.325	0.428	0.312	0.303	0.415	0.406	0.407	0.397	0.471
LTE Band 48	Front side	0.061	0.050	0.043	0.069	0.224	0.006	0.012	0.154	0.180	0.335	0.179	0.186	0.334	0.341	0.360	0.367	0.447
	Back side	0.208	0.154	0.062	0.114	0.466	0.039	0.016	0.425	0.476	0.829	0.423	0.401	0.775	0.753	0.827	0.805	1.005
	Top side	0.028	0.083	0.031	0.053	0.203	0.010	0.009	0.142	0.164	0.314	0.121	0.120	0.271	0.270	0.293	0.292	0.397
	Botom side	0.001	0.001	0.001	0.002	0.055	0.001	0.001	0.003	0.004	0.057	0.005	0.005	0.058	0.058	0.059	0.059	0.060
	Right side	0.130	0.010	0.003	0.043	0.044	0.002	0.001	0.144	0.184	0.185	0.179	0.178	0.180	0.179	0.220	0.219	0.232
	Left side	0.010	0.056	0.026	0.017	0.120	0.017	0.008	0.092	0.083	0.186	0.071	0.061	0.173	0.164	0.165	0.156	0.229
LTE Band 66	Front side	0.270	0.050	0.043	0.069	0.224	0.006	0.012	0.362	0.388	0.543	0.387	0.394	0.542	0.549	0.568	0.575	0.655
	Back side	0.390	0.154	0.062	0.114	0.466	0.039	0.016	0.606	0.658	1.010	0.605	0.582	0.957	0.935	1.009	0.986	1.186
	Top side	0.004	0.083	0.031	0.053	0.203	0.010	0.009	0.118	0.140	0.290	0.097	0.096	0.248	0.246	0.269	0.268	0.374
	Botom side	1.144	0.001	0.001	0.002	0.055	0.001	0.001	1.146	1.147	1.200	1.148	1.148	1.201	1.201	1.202	1.202	1.203
	Right side	0.082	0.010	0.003	0.043	0.044	0.002	0.001	0.096	0.136	0.137	0.131	0.130	0.132	0.131	0.172	0.171	0.183
	Left side	0.145	0.056	0.026	0.017	0.120	0.017	0.008	0.227	0.218	0.321	0.206	0.196	0.308	0.299	0.300	0.291	0.364
LTE Band 71	Front side	0.236	0.050	0.043	0.069	0.224	0.006	0.012	0.329	0.355	0.510	0.354	0.361	0.509	0.516	0.535	0.542	0.622
	Back side	0.194	0.154	0.062	0.114	0.466	0.039	0.016	0.410	0.462	0.814	0.409	0.386	0.761	0.739	0.812	0.790	0.990
	Top side	0.002	0.083	0.031	0.053	0.203	0.010	0.009	0.116	0.138	0.288	0.095	0.094	0.246	0.244	0.267	0.266	0.372
	Botom side	0.221	0.001	0.001	0.002	0.055	0.001	0.001	0.223	0.224	0.277	0.225	0.225	0.278	0.278	0.279	0.279	0.280
	Right side	0.108	0.010	0.003	0.043	0.044	0.002	0.001	0.122	0.162	0.163	0.157	0.156	0.158	0.157	0.198	0.197	0.209
	Left side	0.027	0.056	0.026	0.017	0.120	0.017	0.008	0.108	0.100	0.203	0.087	0.078	0.190	0.181	0.182	0.172	0.246
NR n41	Front side	0.045	0.050	0.043	0.069	0.224	0.006	0.012	0.137	0.163	0.318	0.162	0.169	0.317	0.324	0.343	0.350	0.430
	Back side	0.729	0.154	0.062	0.114	0.466	0.039	0.016	0.946	0.997	1.350	0.944	0.922	1.296	1.274	1.348	1.326	1.526
	Top side	0.005	0.083	0.031	0.053	0.203	0.010	0.009	0.119	0.141	0.291	0.099	0.097	0.249	0.248	0.271	0.269	0.375
	Botom side	0.194	0.001	0.001	0.002	0.055	0.001	0.001	0.196	0.197	0.250	0.198	0.198	0.251	0.251	0.252	0.252	0.253
	Right side	0.032	0.010	0.003	0.043	0.044	0.002	0.001	0.046	0.086	0.087	0.081	0.080	0.082	0.080	0.122	0.121	0.133
	Left side	0.084	0.056	0.026	0.017	0.120	0.017	0.008	0.166	0.157	0.260	0.144	0.135	0.247	0.238	0.239	0.230	0.303

Unless otherwise stated the results shown in this test report refer only to the sample(s) tested and such sample(s) are retained for 90 days only.
除非另有說明，此報告結果僅對測試之樣品負責，同時此樣品僅保留90天。本報告未經本公司書面許可，不可部份複製。
This document is issued by the Company subject to its General Conditions of Service printed overleaf, available on request or accessible at http://www.sgs.com.tw/Terms-and-Conditions and for electronic format documents, subject to Terms and Conditions for Electronic Documents at http://www.sgs.com.tw/Terms-and-Conditions. Attention is drawn to the limitation of liability, indemnification and jurisdiction issues defined therein. Any holder of this document is advised that information contained hereon reflects the Company's findings at the time of its intervention only and within the limits of Client's instructions, if any. The Company's sole responsibility is to its Client and this document does not exonerate parties to a transaction from exercising all their rights and obligations under the transaction documents. This document cannot be reproduced except in full, without prior written approval of the Company. Any unauthorized alteration, forgery or falsification of the content or appearance of this document is unlawful and offenders may be prosecuted to the fullest extent of the law.

Camera_Body-worn_UAT

The simultaneous body exposure conditions for WLAN(Camera mode) with WWAN(UAT)

WWAN	Exposure position 10g(W/kg)	1	2	3	4	5	6	7	Scenario 1	Scenario 2	Scenario 3	Scenario 4	Scenario 5	Scenario 6	Scenario 7	Scenario 8	Scenario 9	Scenario 10
		WWAN	WLAN 2.4GHz Chain 0	WLAN 2.4GHz Chain 1	WLAN 5GHz Chain 0	WLAN 5GHz Chain 1	Bluetooth Chain0	Bluetooth Chain1	1+2+3 Sum	1+2+4 Sum	1+2+5 Sum	1+3+4+6 Sum	1+3+4+7 Sum	1+3+5+6 Sum	1+3+5+7 Sum	1+4+5+6 Sum	1+4+5+7 Sum	1+2+3+4 +5 Sum
GPRS 850	Front side	0.531	0.009	0.001	0.035	0.051	0.003	0.016	0.542	0.575	0.592	0.570	0.583	0.586	0.600	0.620	0.633	0.628
	Back side	0.394	0.030	0.048	0.354	0.243	0.017	0.169	0.472	0.778	0.667	0.812	0.964	0.702	0.853	1.007	1.159	1.068
WCDMA Band V	Front side	0.299	0.009	0.001	0.035	0.051	0.003	0.016	0.310	0.343	0.360	0.338	0.351	0.354	0.368	0.388	0.401	0.396
	Back side	0.262	0.030	0.048	0.354	0.243	0.017	0.169	0.340	0.646	0.535	0.680	0.832	0.570	0.721	0.876	1.027	0.937
LTE Band 12	Front side	0.174	0.009	0.001	0.035	0.051	0.003	0.016	0.185	0.218	0.234	0.212	0.226	0.229	0.243	0.262	0.276	0.271
	Back side	0.140	0.030	0.048	0.354	0.243	0.017	0.169	0.219	0.524	0.414	0.559	0.711	0.448	0.600	0.754	0.906	0.815
LTE Band 13	Front side	0.314	0.009	0.001	0.035	0.051	0.003	0.016	0.325	0.358	0.375	0.353	0.366	0.370	0.383	0.403	0.416	0.411
	Back side	0.268	0.030	0.048	0.354	0.243	0.017	0.169	0.346	0.652	0.542	0.687	0.838	0.576	0.728	0.882	1.034	0.943
LTE Band 26	Front side	0.326	0.009	0.001	0.035	0.051	0.003	0.016	0.337	0.370	0.387	0.364	0.378	0.381	0.395	0.414	0.428	0.423
	Back side	0.258	0.030	0.048	0.354	0.243	0.017	0.169	0.337	0.643	0.532	0.677	0.829	0.567	0.718	0.872	1.024	0.933
LTE Band 71	Front side	0.128	0.009	0.001	0.035	0.051	0.003	0.016	0.139	0.172	0.189	0.167	0.180	0.184	0.197	0.217	0.230	0.225
	Back side	0.114	0.030	0.048	0.354	0.243	0.017	0.169	0.192	0.498	0.388	0.533	0.684	0.422	0.574	0.728	0.880	0.789
NR n41	Front side	0.084	0.009	0.001	0.035	0.051	0.003	0.016	0.095	0.128	0.145	0.123	0.136	0.140	0.153	0.173	0.186	0.181
	Back side	0.217	0.030	0.048	0.354	0.243	0.017	0.169	0.295	0.601	0.490	0.635	0.787	0.525	0.677	0.831	0.983	0.892

Camera_Body-worn_LAT

The simultaneous body exposure conditions for WLAN(Camera mode) with WWAN(LAT)

WWAN	Exposure position 1g(W/kg)	1	2	3	4	5	6	7	Scenario 1	Scenario 2	Scenario 3	Scenario 4	Scenario 5	Scenario 6	Scenario 7	Scenario 8	Scenario 9	Scenario 10
		WWAN	WLAN 2.4GHz Chain 0	WLAN 2.4GHz Chain 1	WLAN 5GHz Chain 0	WLAN 5GHz Chain 1	Bluetooth Chain0	Bluetooth Chain1	1+2+3 Sum	1+2+4 Sum	1+2+5 Sum	1+3+4+6 Sum	1+3+4+7 Sum	1+3+5+6 Sum	1+3+5+7 Sum	1+4+5+6 Sum	1+4+5+7 Sum	1+2+3+4 +5 Sum
GPRS 850	Front side	0.526	0.009	0.001	0.035	0.051	0.003	0.016	0.537	0.570	0.587	0.565	0.578	0.582	0.595	0.615	0.628	0.623
	Back side	0.451	0.030	0.048	0.354	0.243	0.017	0.169	0.529	0.835	0.725	0.870	1.021	0.759	0.911	1.065	1.217	1.126
GPRS 1900	Front side	0.257	0.009	0.001	0.035	0.051	0.003	0.016	0.267	0.301	0.317	0.295	0.309	0.312	0.325	0.345	0.359	0.354
	Back side	0.458	0.030	0.048	0.354	0.243	0.017	0.169	0.536	0.842	0.732	0.877	1.028	0.766	0.918	1.072	1.224	1.133
WCDMA Band II	Front side	0.353	0.009	0.001	0.035	0.051	0.003	0.016	0.363	0.397	0.413	0.391	0.405	0.408	0.421	0.441	0.455	0.449
	Back side	0.454	0.030	0.048	0.354	0.243	0.017	0.169	0.533	0.839	0.728	0.873	1.025	0.763	0.914	1.068	1.220	1.129
WCDMA Band IV	Front side	0.153	0.009	0.001	0.035	0.051	0.003	0.016	0.163	0.197	0.213	0.191	0.205	0.208	0.221	0.241	0.255	0.250
	Back side	0.212	0.030	0.048	0.354	0.243	0.017	0.169	0.290	0.596	0.486	0.631	0.782	0.520	0.672	0.826	0.978	0.887
WCDMA Band V	Front side	0.246	0.009	0.001	0.035	0.051	0.003	0.016	0.257	0.290	0.307	0.285	0.298	0.302	0.315	0.335	0.348	0.343
	Back side	0.164	0.030	0.048	0.354	0.243	0.017	0.169	0.242	0.548	0.438	0.583	0.734	0.472	0.624	0.778	0.930	0.839
LTE Band 7	Front side	0.214	0.009	0.001	0.035	0.051	0.003	0.016	0.224	0.257	0.274	0.252	0.266	0.269	0.282	0.302	0.316	0.310
	Back side	0.288	0.030	0.048	0.354	0.243	0.017	0.169	0.366	0.672	0.561	0.707	0.858	0.596	0.748	0.902	1.054	0.963
LTE Band 12	Front side	0.108	0.009	0.001	0.035	0.051	0.003	0.016	0.119	0.152	0.169	0.147	0.160	0.163	0.177	0.197	0.210	0.205
	Back side	0.308	0.030	0.048	0.354	0.243	0.017	0.169	0.386	0.692	0.581	0.726	0.878	0.616	0.768	0.922	1.073	0.983
LTE Band 13	Front side	0.054	0.009	0.001	0.035	0.051	0.003	0.016	0.064	0.098	0.114	0.092	0.106	0.109	0.122	0.142	0.156	0.150
	Back side	0.259	0.030	0.048	0.354	0.243	0.017	0.169	0.337	0.643	0.532	0.678	0.829	0.567	0.719	0.873	1.025	0.934
LTE Band 25	Front side	0.530	0.009	0.001	0.035	0.051	0.003	0.016	0.541	0.574	0.591	0.569	0.582	0.586	0.599	0.619	0.632	0.627
	Back side	0.619	0.030	0.048	0.354	0.243	0.017	0.169	0.697	1.003	0.893	1.038	1.190	0.927	1.079	1.233	1.385	1.294
LTE Band 26	Front side	0.227	0.009	0.001	0.035	0.051	0.003	0.016	0.238	0.271	0.288	0.266	0.279	0.283	0.296	0.316	0.329	0.324
	Back side	0.365	0.030	0.048	0.354	0.243	0.017	0.169	0.444	0.750	0.639	0.784	0.936	0.674	0.825	0.979	1.131	1.040
LTE Band 30	Front side	0.109	0.009	0.001	0.035	0.051	0.003	0.016	0.120	0.153	0.170	0.148	0.161	0.164	0.178	0.198	0.211	0.206
	Back side	0.223	0.030	0.048	0.354	0.243	0.017	0.169	0.302	0.608	0.497	0.642	0.794	0.532	0.683	0.837	0.989	0.898
LTE Band 41	Front side	0.147	0.009	0.001	0.035	0.051	0.003	0.016	0.158	0.191	0.208	0.186	0.199	0.203	0.216	0.236	0.249	0.244
	Back side	0.208	0.030	0.048	0.354	0.243	0.017	0.169	0.286	0.592	0.482	0.627	0.779	0.516	0.668	0.822	0.974	0.883
LTE Band 48	Front side	0.063	0.009	0.001	0.035	0.051	0.003	0.016	0.074	0.107	0.124	0.102	0.115	0.119	0.132	0.152	0.165	0.160
	Back side	0.098	0.030	0.048	0.354	0.243	0.017	0.169	0.176	0.482	0.372	0.517	0.669	0.406	0.558	0.712	0.864	0.773
LTE Band 66	Front side	0.245	0.009	0.001	0.035	0.051	0.003	0.016	0.256	0.289	0.306	0.284	0.297	0.301	0.314	0.334	0.347	0.342
	Back side	0.276	0.030	0.048	0.354	0.243	0.017	0.169	0.354	0.660	0.550	0.695	0.847	0.584	0.736	0.890	1.042	0.951
LTE Band 71	Front side	0.038	0.009	0.001	0.035	0.051	0.003	0.016	0.049	0.082	0.099	0.077	0.090	0.093	0.107	0.127	0.140	0.135
	Back side	0.032	0.030	0.048	0.354	0.243	0.017	0.169	0.110	0.416	0.305	0.450	0.602	0.340	0.491	0.646	0.797	0.707
NR n41	Front side	0.032	0.009	0.001	0.035	0.051	0.003	0.016	0.043	0.076	0.093	0.071	0.084	0.088	0.101	0.121	0.134	0.129
	Back side	0.212	0.030	0.048	0.354	0.243	0.017	0.169	0.290	0.596	0.486	0.631	0.782	0.520	0.672	0.826	0.978	0.887

Unless otherwise stated the results shown in this test report refer only to the sample(s) tested and such sample(s) are retained for 90 days only.
除非另有說明，此報告結果僅對測試之樣品負責，同時此樣品僅保留90天。本報告未經本公司書面許可，不可部份複製。
This document is issued by the Company subject to its General Conditions of Service printed overleaf, available on request or accessible at http://www.sgs.com.tw/Terms-and-Conditions and for electronic format documents, subject to Terms and Conditions for Electronic Documents at http://www.sgs.com.tw/Terms-and-Conditions. Attention is drawn to the limitation of liability, indemnification and jurisdiction issues defined therein. Any holder of this document is advised that information contained hereon reflects the Company's findings at the time of its intervention only and within the limits of Client's instructions, if any. The Company's sole responsibility is to its Client and this document does not exonerate parties to a transaction from exercising all their rights and obligations under the transaction documents. This document cannot be reproduced except in full, without prior written approval of the Company. Any unauthorized alteration, forgery or falsification of the content or appearance of this document is unlawful and offenders may be prosecuted to the fullest extent of the law.

Camera_Hotspot_UAT

The simultaneous body exposure conditions for WLAN(Camera mode) with WWAN(UAT)

WWAN	Exposure position 1g(W/kg)	1	2	3	4	5	6	7	Scenario 1	Scenario 2	Scenario 3	Scenario 4	Scenario 5	Scenario 6	Scenario 7	Scenario 8	Scenario 9	Scenario 10
		WWAN	WLAN 2.4GHz Chain 0	WLAN 2.4GHz Chain 1	WLAN 5GHz Chain 0	WLAN 5GHz Chain 1	Bluetooth Chain0	Bluetooth Chain1	1+2+3 Sum	1+2+4 Sum	1+2+5 Sum	1+3+4+6 Sum	1+3+4+7 Sum	1+3+5+6 Sum	1+3+5+7 Sum	1+4+5+6 Sum	1+4+5+7 Sum	1+2+3+4 +5 Sum
GPRS 850	Front side	0.531	0.035	0.011	0.077	0.054	0.006	0.026	0.577	0.643	0.620	0.625	0.645	0.602	0.622	0.667	0.688	0.708
	Back side	0.394	0.090	0.032	0.459	0.429	0.087	0.076	0.515	0.942	0.912	0.972	0.960	0.942	0.930	1.369	1.357	1.403
	Top side	0.285	0.073	0.001	0.084	0.003	0.072	0.001	0.358	0.441	0.360	0.442	0.370	0.361	0.290	0.444	0.373	0.445
	Botom side	0.006	0.001	0.006	0.001	0.102	0.001	0.020	0.013	0.008	0.109	0.014	0.033	0.115	0.134	0.110	0.129	0.116
	Right side	0.241	0.002	0.002	0.019	0.043	0.003	0.004	0.245	0.262	0.286	0.266	0.266	0.290	0.290	0.307	0.307	0.308
	Left side	0.140	0.026	0.007	0.073	0.013	0.058	0.016	0.173	0.238	0.178	0.277	0.236	0.218	0.176	0.283	0.241	0.258
WCDMA Band V	Front side	0.299	0.035	0.011	0.077	0.054	0.006	0.026	0.345	0.411	0.388	0.392	0.413	0.370	0.390	0.435	0.456	0.476
	Back side	0.262	0.090	0.032	0.459	0.429	0.087	0.076	0.383	0.810	0.780	0.840	0.828	0.810	0.798	1.237	1.225	1.271
	Top side	0.248	0.073	0.001	0.084	0.003	0.072	0.001	0.322	0.405	0.324	0.405	0.334	0.325	0.253	0.407	0.336	0.409
	Botom side	0.003	0.001	0.006	0.001	0.102	0.001	0.020	0.010	0.005	0.106	0.011	0.030	0.111	0.131	0.107	0.126	0.112
	Right side	0.152	0.002	0.002	0.019	0.043	0.003	0.004	0.156	0.173	0.197	0.177	0.177	0.201	0.201	0.218	0.218	0.219
	Left side	0.096	0.026	0.007	0.073	0.013	0.058	0.016	0.129	0.194	0.135	0.234	0.192	0.174	0.133	0.240	0.198	0.215
LTE Band 12	Front side	0.174	0.035	0.011	0.077	0.054	0.006	0.026	0.220	0.285	0.263	0.267	0.288	0.245	0.265	0.310	0.330	0.351
	Back side	0.140	0.090	0.032	0.459	0.429	0.087	0.076	0.262	0.689	0.659	0.719	0.707	0.688	0.677	1.116	1.104	1.150
	Top side	0.122	0.073	0.001	0.084	0.003	0.072	0.001	0.196	0.279	0.198	0.280	0.208	0.199	0.127	0.282	0.210	0.283
	Botom side	0.003	0.001	0.006	0.001	0.102	0.001	0.020	0.009	0.005	0.105	0.011	0.030	0.111	0.130	0.106	0.126	0.112
	Right side	0.105	0.002	0.002	0.019	0.043	0.003	0.004	0.110	0.126	0.150	0.130	0.131	0.154	0.155	0.171	0.171	0.172
	Left side	0.007	0.026	0.007	0.073	0.013	0.058	0.016	0.040	0.105	0.046	0.145	0.103	0.085	0.043	0.150	0.109	0.125
LTE Band 13	Front side	0.314	0.035	0.011	0.077	0.054	0.006	0.026	0.360	0.426	0.403	0.408	0.428	0.385	0.406	0.451	0.471	0.491
	Back side	0.268	0.090	0.032	0.459	0.429	0.087	0.076	0.389	0.817	0.786	0.846	0.835	0.816	0.805	1.243	1.232	1.277
	Top side	0.200	0.073	0.001	0.084	0.003	0.072	0.001	0.274	0.356	0.276	0.357	0.286	0.276	0.205	0.359	0.288	0.360
	Botom side	0.007	0.001	0.006	0.001	0.102	0.001	0.020	0.014	0.009	0.110	0.015	0.034	0.115	0.134	0.111	0.130	0.116
	Right side	0.158	0.002	0.002	0.019	0.043	0.003	0.004	0.163	0.180	0.204	0.183	0.184	0.207	0.208	0.224	0.225	0.226
	Left side	0.083	0.026	0.007	0.073	0.013	0.058	0.016	0.116	0.181	0.122	0.221	0.179	0.161	0.119	0.226	0.185	0.201
LTE Band 26	Front side	0.326	0.035	0.011	0.077	0.054	0.006	0.026	0.372	0.437	0.415	0.419	0.440	0.397	0.417	0.462	0.483	0.503
	Back side	0.258	0.090	0.032	0.459	0.429	0.087	0.076	0.380	0.807	0.777	0.837	0.825	0.807	0.795	1.234	1.222	1.268
	Top side	0.204	0.073	0.001	0.084	0.003	0.072	0.001	0.278	0.361	0.280	0.362	0.290	0.281	0.209	0.364	0.292	0.365
	Botom side	0.001	0.001	0.006	0.001	0.102	0.001	0.020	0.008	0.003	0.104	0.009	0.028	0.110	0.129	0.105	0.124	0.111
	Right side	0.131	0.002	0.002	0.019	0.043	0.003	0.004	0.136	0.152	0.176	0.156	0.157	0.180	0.181	0.197	0.197	0.198
	Left side	0.102	0.026	0.007	0.073	0.013	0.058	0.016	0.135	0.200	0.141	0.240	0.198	0.180	0.138	0.246	0.204	0.221
LTE Band 71	Front side	0.128	0.035	0.011	0.077	0.054	0.006	0.026	0.174	0.240	0.217	0.222	0.242	0.199	0.220	0.265	0.285	0.305
	Back side	0.114	0.090	0.032	0.459	0.429	0.087	0.076	0.236	0.663	0.632	0.692	0.681	0.662	0.651	1.089	1.078	1.124
	Top side	0.095	0.073	0.001	0.084	0.003	0.072	0.001	0.169	0.252	0.171	0.252	0.181	0.172	0.100	0.254	0.183	0.256
	Botom side	0.001	0.001	0.006	0.001	0.102	0.001	0.020	0.008	0.003	0.104	0.009	0.028	0.110	0.129	0.105	0.124	0.111
	Right side	0.002	0.002	0.002	0.019	0.043	0.003	0.004	0.007	0.024	0.048	0.027	0.028	0.051	0.052	0.068	0.069	0.069
	Left side	0.068	0.026	0.007	0.073	0.013	0.058	0.016	0.101	0.166	0.106	0.205	0.164	0.146	0.104	0.211	0.169	0.186
NR n41	Front side	0.084	0.035	0.011	0.077	0.054	0.006	0.026	0.130	0.196	0.173	0.178	0.198	0.155	0.175	0.220	0.241	0.261
	Back side	0.217	0.090	0.032	0.459	0.429	0.087	0.076	0.338	0.765	0.735	0.795	0.784	0.765	0.753	1.192	1.180	1.226
	Top side	0.006	0.073	0.001	0.084	0.003	0.072	0.001	0.080	0.163	0.082	0.163	0.092	0.082	0.011	0.165	0.094	0.167
	Botom side	0.004	0.001	0.006	0.001	0.102	0.001	0.020	0.011	0.006	0.107	0.012	0.031	0.113	0.132	0.108	0.127	0.114
	Right side	0.013	0.002	0.002	0.019	0.043	0.003	0.004	0.018	0.035	0.059	0.038	0.039	0.062	0.063	0.079	0.080	0.080
	Left side	0.025	0.026	0.007	0.073	0.013	0.058	0.016	0.058	0.123	0.064	0.163	0.121	0.103	0.061	0.168	0.127	0.143

Unless otherwise stated the results shown in this test report refer only to the sample(s) tested and such sample(s) are retained for 90 days only.
除非另有說明，此報告結果僅對測試之樣品負責，同時此樣品僅保留90天。本報告未經本公司書面許可，不可部份複製。
This document is issued by the Company subject to its General Conditions of Service printed overleaf, available on request or accessible at http://www.sgs.com.tw/Terms-and-Conditions and for electronic format documents, subject to Terms and Conditions for Electronic Documents at http://www.sgs.com.tw/Terms-and-Conditions. Attention is drawn to the limitation of liability, indemnification and jurisdiction issues defined therein. Any holder of this document is advised that information contained hereon reflects the Company's findings at the time of its intervention only and within the limits of Client's instructions, if any. The Company's sole responsibility is to its Client and this document does not exonerate parties to a transaction from exercising all their rights and obligations under the transaction documents. This document cannot be reproduced except in full, without prior written approval of the Company. Any unauthorized alteration, forgery or falsification of the content or appearance of this document is unlawful and offenders may be prosecuted to the fullest extent of the law.

Camera_Hotspot_LAT

The simultaneous body exposure conditions for WLAN(Camera mode) with WWAN(LAT)

WWAN	Exposure position 1g(W/kg)	1	2	3	4	5	6	7	Scenario 1	Scenario 2	Scenario 3	Scenario 4	Scenario 5	Scenario 6	Scenario 7	Scenario 8	Scenario 9	Scenario 10
		WWAN	WLAN 2.4GHz Chain 0	WLAN 2.4GHz Chain 1	WLAN 5GHz Chain 0	WLAN 5GHz Chain 1	Bluetooth Chain0	Bluetooth Chain1	1+2+3 Sum	1+2+4 Sum	1+2+5 Sum	1+3+4+6 Sum	1+3+4+7 Sum	1+3+5+6 Sum	1+3+5+7 Sum	1+4+5+6 Sum	1+4+5+7 Sum	1+2+3+4 +5 Sum
GPRS 850	Front side	0.456	0.035	0.011	0.077	0.054	0.006	0.026	0.502	0.568	0.545	0.550	0.570	0.527	0.547	0.593	0.613	0.633
	Back side	0.407	0.090	0.032	0.459	0.429	0.087	0.076	0.528	0.955	0.925	0.985	0.973	0.955	0.943	1.382	1.370	1.416
	Top side	0.001	0.073	0.001	0.084	0.003	0.072	0.001	0.075	0.158	0.077	0.158	0.087	0.078	0.006	0.160	0.089	0.162
	Botom side	0.397	0.001	0.006	0.001	0.102	0.001	0.020	0.403	0.399	0.499	0.404	0.424	0.505	0.524	0.500	0.519	0.506
	Right side	0.369	0.002	0.002	0.019	0.043	0.003	0.004	0.374	0.391	0.415	0.394	0.395	0.418	0.419	0.435	0.436	0.436
	Left side	0.096	0.026	0.007	0.073	0.013	0.058	0.016	0.128	0.194	0.134	0.233	0.191	0.174	0.132	0.239	0.197	0.214
GPRS 1900	Front side	0.393	0.035	0.011	0.077	0.054	0.006	0.026	0.439	0.505	0.482	0.487	0.507	0.464	0.484	0.529	0.550	0.570
	Back side	0.433	0.090	0.032	0.459	0.429	0.087	0.076	0.554	0.982	0.951	1.011	1.000	0.981	0.970	1.408	1.397	1.442
	Top side	0.001	0.073	0.001	0.084	0.003	0.072	0.001	0.075	0.158	0.077	0.158	0.087	0.078	0.006	0.160	0.089	0.162
	Botom side	1.136	0.001	0.006	0.001	0.102	0.001	0.020	1.143	1.138	1.238	1.144	1.163	1.244	1.263	1.240	1.259	1.245
	Right side	0.146	0.002	0.002	0.019	0.043	0.003	0.004	0.150	0.167	0.191	0.171	0.171	0.195	0.195	0.212	0.212	0.213
	Left side	0.240	0.026	0.007	0.073	0.013	0.058	0.016	0.273	0.338	0.278	0.377	0.336	0.318	0.276	0.383	0.341	0.358
WCDMA Band II	Front side	0.209	0.035	0.011	0.077	0.054	0.006	0.026	0.255	0.321	0.298	0.303	0.323	0.280	0.300	0.346	0.366	0.386
	Back side	0.373	0.090	0.032	0.459	0.429	0.087	0.076	0.494	0.921	0.891	0.951	0.939	0.921	0.909	1.348	1.336	1.382
	Top side	0.003	0.073	0.001	0.084	0.003	0.072	0.001	0.077	0.160	0.079	0.160	0.089	0.080	0.008	0.162	0.091	0.164
	Botom side	1.172	0.001	0.006	0.001	0.102	0.001	0.020	1.179	1.174	1.275	1.180	1.199	1.281	1.300	1.276	1.295	1.282
	Right side	0.069	0.002	0.002	0.019	0.043	0.003	0.004	0.074	0.091	0.115	0.094	0.095	0.118	0.119	0.135	0.136	0.136
	Left side	0.124	0.026	0.007	0.073	0.013	0.058	0.016	0.156	0.222	0.162	0.261	0.219	0.202	0.160	0.267	0.225	0.242
WCDMA Band IV	Front side	0.292	0.035	0.011	0.077	0.054	0.006	0.026	0.338	0.404	0.381	0.386	0.406	0.363	0.384	0.429	0.449	0.469
	Back side	0.495	0.090	0.032	0.459	0.429	0.087	0.076	0.617	1.044	1.014	1.074	1.062	1.043	1.032	1.471	1.459	1.505
	Top side	0.001	0.073	0.001	0.084	0.003	0.072	0.001	0.075	0.158	0.077	0.158	0.087	0.078	0.006	0.160	0.089	0.162
	Botom side	1.098	0.001	0.006	0.001	0.102	0.001	0.020	1.104	1.100	1.200	1.105	1.125	1.206	1.225	1.201	1.220	1.207
	Right side	0.070	0.002	0.002	0.019	0.043	0.003	0.004	0.075	0.092	0.116	0.095	0.096	0.119	0.120	0.136	0.137	0.137
	Left side	0.164	0.026	0.007	0.073	0.013	0.058	0.016	0.197	0.262	0.202	0.301	0.260	0.242	0.200	0.307	0.265	0.282
WCDMA Band V	Front side	0.614	0.035	0.011	0.077	0.054	0.006	0.026	0.660	0.726	0.703	0.708	0.728	0.685	0.706	0.751	0.771	0.791
	Back side	0.487	0.090	0.032	0.459	0.429	0.087	0.076	0.608	1.035	1.005	1.065	1.053	1.035	1.023	1.462	1.450	1.496
	Top side	0.001	0.073	0.001	0.084	0.003	0.072	0.001	0.075	0.158	0.077	0.158	0.087	0.078	0.006	0.160	0.089	0.162
	Botom side	0.368	0.001	0.006	0.001	0.102	0.001	0.020	0.375	0.370	0.471	0.376	0.395	0.477	0.496	0.472	0.491	0.478
	Right side	0.174	0.002	0.002	0.019	0.043	0.003	0.004	0.179	0.196	0.220	0.199	0.200	0.223	0.224	0.240	0.241	0.241
	Left side	0.119	0.026	0.007	0.073	0.013	0.058	0.016	0.152	0.218	0.158	0.257	0.215	0.198	0.156	0.263	0.221	0.238
LTE Band 7	Front side	0.343	0.035	0.011	0.077	0.054	0.006	0.026	0.389	0.455	0.432	0.437	0.457	0.414	0.434	0.479	0.500	0.520
	Back side	0.365	0.090	0.032	0.459	0.429	0.087	0.076	0.486	0.913	0.883	0.943	0.931	0.913	0.901	1.340	1.328	1.374
	Top side	0.002	0.073	0.001	0.084	0.003	0.072	0.001	0.076	0.159	0.078	0.159	0.088	0.079	0.007	0.161	0.090	0.163
	Botom side	0.825	0.001	0.006	0.001	0.102	0.001	0.020	0.832	0.827	0.928	0.833	0.852	0.934	0.953	0.929	0.948	0.935
	Right side	0.071	0.002	0.002	0.019	0.043	0.003	0.004	0.075	0.092	0.116	0.096	0.096	0.120	0.120	0.137	0.137	0.138
	Left side	0.246	0.026	0.007	0.073	0.013	0.058	0.016	0.279	0.344	0.284	0.384	0.342	0.324	0.282	0.389	0.347	0.364
LTE Band 12	Front side	0.287	0.035	0.011	0.077	0.054	0.006	0.026	0.333	0.399	0.376	0.381	0.401	0.358	0.378	0.423	0.444	0.464
	Back side	0.272	0.090	0.032	0.459	0.429	0.087	0.076	0.393	0.821	0.790	0.850	0.839	0.820	0.808	1.247	1.236	1.281
	Top side	0.001	0.073	0.001	0.084	0.003	0.072	0.001	0.075	0.158	0.077	0.159	0.087	0.078	0.006	0.161	0.089	0.162
	Botom side	0.236	0.001	0.006	0.001	0.102	0.001	0.020	0.243	0.238	0.339	0.244	0.263	0.344	0.364	0.340	0.359	0.345
	Right side	0.003	0.002	0.002	0.019	0.043	0.003	0.004	0.008	0.025	0.049	0.028	0.029	0.052	0.053	0.069	0.070	0.070
	Left side	0.003	0.026	0.007	0.073	0.013	0.058	0.016	0.036	0.101	0.041	0.141	0.099	0.081	0.039	0.146	0.104	0.121
LTE Band 13	Front side	0.458	0.035	0.011	0.077	0.054	0.006	0.026	0.504	0.570	0.547	0.552	0.572	0.529	0.549	0.595	0.615	0.635
	Back side	0.395	0.090	0.032	0.459	0.429	0.087	0.076	0.517	0.944	0.914	0.974	0.962	0.944	0.932	1.371	1.359	1.405
	Top side	0.002	0.073	0.001	0.084	0.003	0.072	0.001	0.075	0.158	0.077	0.159	0.088	0.078	0.007	0.161	0.090	0.162
	Botom side	0.304	0.001	0.006	0.001	0.102	0.001	0.020	0.311	0.306	0.407	0.312	0.331	0.413	0.432	0.408	0.427	0.413
	Right side	0.003	0.002	0.002	0.019	0.043	0.003	0.004	0.007	0.024	0.048	0.028	0.028	0.052	0.052	0.069	0.069	0.070
	Left side	0.002	0.026	0.007	0.073	0.013	0.058	0.016	0.034	0.100	0.040	0.139	0.097	0.080	0.038	0.145	0.103	0.120
LTE Band 25	Front side	0.442	0.035	0.011	0.077	0.054	0.006	0.026	0.488	0.554	0.531	0.536	0.556	0.513	0.533	0.578	0.599	0.619
	Back side	0.475	0.090	0.032	0.459	0.429	0.087	0.076	0.597	1.024	0.993	1.053	1.042	1.023	1.012	1.450	1.439	1.485
	Top side	0.001	0.073	0.001	0.084	0.003	0.072	0.001	0.075	0.158	0.077	0.158	0.087	0.078	0.006	0.160	0.089	0.162
	Botom side	1.152	0.001	0.006	0.001	0.102	0.001	0.020	1.159	1.154	1.255	1.160	1.179	1.260	1.280	1.256	1.275	1.261
	Right side	0.012	0.002	0.002	0.019	0.043	0.003	0.004	0.017	0.033	0.057	0.037	0.038	0.061	0.062	0.078	0.078	0.079
	Left side	0.225	0.026	0.007	0.073	0.013	0.058	0.016	0.257	0.323	0.263	0.362	0.320	0.303	0.261	0.368	0.326	0.343
LTE Band 26	Front side	0.482	0.035	0.011	0.077	0.054	0.006	0.026	0.528	0.594	0.571	0.576	0.596	0.553	0.573	0.618	0.639	0.659
	Back side	0.471	0.090	0.032	0.459	0.429	0.087	0.076	0.593	1.020	0.990	1.050	1.038	1.019	1.008	1.447	1.435	1.481
	Top side	0.006	0.073	0.001	0.084	0.003	0.072	0.001	0.080	0.163	0.082	0.164	0.092	0.083	0.011	0.166	0.094	0.167
	Botom side	0.438	0.001	0.006	0.001	0.102	0.001	0.020	0.444	0.440	0.540	0.445	0.465	0.546	0.565	0.541	0.560	0.547
	Right side	0.338	0.002	0.002	0.019	0.043	0.003	0.004	0.342	0.359	0.383	0.363	0.363	0.387	0.387	0.404	0.404	0.405
	Left side	0.076	0.026	0.007	0.073	0.013	0.058	0.016	0.109	0.174	0.114	0.213	0.172	0.154	0.112	0.219	0.177	0.194
LTE Band 30	Front side	0.423	0.035	0.011	0.077	0.054	0.006	0.026	0.469	0.535	0.512	0.516	0.537	0.494	0.514	0.559	0.580	0.600
	Back side	0.435	0.090	0.032	0.459	0.429	0.087	0.076	0.557	0.984	0.953	1.013	1.002	0.983	0.972	1.410	1.399	1.444
	Top side	0.006	0.073	0.001	0.084	0.003	0.072	0.001	0.080	0.163	0.082	0.163	0.092	0.083	0.011	0.165	0.094	0.167
	Botom side	0.567	0.001	0.006	0.001	0.102	0.001	0.020	0.573	0.569	0.669	0.574	0.594	0.675	0.694	0.670	0.689	0.676
	Right side	0.043	0.002	0.002	0.019	0.043	0.003	0.004	0.048	0.065	0.089	0.068	0.069	0.092	0.093	0.109	0.110	0.110
	Left side	0.294	0.026	0.007	0.073	0.013	0.058	0.016	0.327	0.392	0.333	0.432	0.390	0.372	0.331	0.438	0.396	0.413
LTE Band 41	Front side	0.355	0.035	0.011	0.077	0.054	0.006	0.026	0.401	0.467	0.444	0.449	0.469	0.426	0.446	0.491	0.512	0.532
	Back side	0.470	0.090	0.032	0.459	0.429	0.087	0.076	0.591	1.018	0.988	1.048	1.036	1.018	1.006	1.445	1.433	1.479
	Top side	0.002	0.073	0.001	0.084	0.003	0.072	0.001	0.076	0.159	0.078	0.159	0.088	0.079	0.007	0.161	0.090	0.163
	Botom side	0.606	0.001	0.006	0.001	0.102	0.001	0.020	0.612	0.608	0.708	0.613	0.633	0.714	0.733	0.709	0.728	0.715
	Right side	0.005	0.002	0.002	0.019	0.043	0.003	0.004	0.009	0.026	0.050	0.030	0.030	0.054	0.054	0.071	0.071	0.072
	Left side	0.252	0.026	0.007	0.073	0.013	0.058	0.016	0.285	0.350	0.290	0.390	0.348	0.330	0.288	0.395	0.353	0.370
LTE Band 48	Front side	0.061	0.035	0.011	0.077	0.054	0.006	0.026	0.108	0.173	0.150	0.155	0.175	0.132	0.153	0.198	0.218	0.238
	Back side	0.208	0.090	0.032	0.459	0.429	0.087	0.076	0.330	0.757	0.727	0.787	0.775	0.756	0.745	1.183	1.172	1.218
	Top side	0.028	0.073	0.001	0.084	0.003	0.072	0.001	0.102	0.184	0.104	0.185	0.114	0.104	0.033	0.187	0.116	0.189
	Botom side	0.001	0.001	0.006	0.001	0.102	0.001	0.020	0.008	0.003	0.103	0.009	0.028	0.109	0.128	0.105	0.124	0.110
	Right side	0.130	0.002	0.002	0.019	0.043	0.003	0.004	0.135	0.152	0.176	0.155	0.156	0.179	0.180	0.196	0.197	0.198
	Left side	0.010	0.026	0.007	0.073	0.013	0.058	0.016	0.043	0.108	0.049	0.148	0.106	0.088	0.047	0.154	0.112	0.129
LTE Band 66	Front side	0.270	0.035	0.011	0.077	0.054	0.006	0.026	0.316	0.381	0.359	0.363	0.384	0.340	0.361	0.406	0.426	0.447
	Back side	0.390	0.090	0.032	0.459	0.429	0.087	0.076	0.511	0.939	0.908	0.968	0.957	0.938	0.926	1.365	1.354	1.399
	Top side	0.004	0.073	0.001	0.084	0.003	0.072	0.001	0.078	0.161	0.080	0.162	0.090	0.081	0.009	0.164	0.092	0.165
	Botom side	1.144	0.001	0.006	0.001	0.102	0.001	0.020	1.151	1.146	1.247	1.152	1.171	1.252	1.272	1.248	1.267	1.253
	Right side	0.082	0.002	0.002	0.019	0.043	0.003	0.004	0.087	0.104	0.128	0.107	0.108	0.131	0.132	0.148	0.149	0.149
	Left side	0.145	0.026	0.007	0.073	0.013	0.058	0.016	0.178	0.243	0.184	0.283	0.241	0.223	0.182	0.289	0.247	0.264
LTE Band 71	Front side	0.236	0.035	0.011	0.077	0.054	0.006	0.026	0.282	0.348	0.325	0.330	0.350	0.307	0.327	0.373	0.393	0.413
	Back side	0.194	0.090	0.032	0.459	0.429	0.087	0.076	0.315	0.742	0.712	0.772	0.761	0.742	0.730	1.169	1.157	1.203
	Top side	0.002	0.073	0.001	0.084	0.003	0.072	0.001	0.076	0.159	0.078	0.159	0.088	0.079	0.007	0.161	0.090	0.163
	Botom side	0.221	0.001	0.006	0.001	0.102	0.001	0.020	0.228	0.223	0.324	0.229	0.248	0.330	0.349	0.325	0.344	0.330
	Right side	0.108	0.002	0.002	0.019	0.043	0.003	0.004	0.113	0.130	0.154	0.133	0.134	0.157	0.158	0.174	0.175	0.175
	Left side	0.027	0.026	0.007	0.073	0.013	0.058	0.016	0.060	0.125	0.066	0.165	0.123	0.105	0.063	0.170	0.129	0.145
NR n41	Front side	0.032	0.035	0.011	0.077	0.054	0.006	0.026	0.078	0.144	0.121	0.126	0.146	0.103	0.123	0.168	0.189	0.209
	Back side	0.514	0.090	0.032	0.459	0.429	0.087	0.076	0.635	1.062	1.032	1.092	1.081	1.062	1.050	1.489	1.478	1.523
	Top side	0.005	0.073	0.001	0.084	0.003	0.072	0.001	0.079	0.161	0.081	0.162	0.091	0.081	0.010	0.164	0.093	0.165
	Botom side	0.135	0.001	0.006	0.001	0.102	0.001	0.020	0.142	0.137	0.238	0.143	0.162	0.244	0.263	0.239	0.258	0.245
	Right side	0.025	0.002	0.002	0.019	0.043	0.003	0.004	0.030	0.047	0.071	0.050	0.051	0.074	0.075	0.091	0.092	0.092
	Left side	0.060	0.026	0.007	0.073	0.013	0.058	0.016	0.093	0.158	0.098	0.197	0.156	0.138	0.096	0.203	0.161	0.178

Unless otherwise stated the results shown in this test report refer only to the sample(s) tested and such sample(s) are retained for 90 days only.
除非另有說明，此報告結果僅對測試之樣品負責，同時此樣品僅保留90天。本報告未經本公司書面許可，不可部份複製。
This document is issued by the Company subject to its General Conditions of Service printed overleaf, available on request or accessible at http://www.sgs.com.tw/Terms-and-Conditions and for electronic format documents, subject to Terms and Conditions for Electronic Documents at http://www.sgs.com.tw/Terms-and-Conditions. Attention is drawn to the limitation of liability, indemnification and jurisdiction issues defined therein. Any holder of this document is advised that information contained hereon reflects the Company's findings at the time of its intervention only and within the limits of Client's instructions, if any. The Company's sole responsibility is to its Client and this document does not exonerate parties to a transaction from exercising all their rights and obligations under the transaction documents. This document cannot be reproduced except in full, without prior written approval of the Company. Any unauthorized alteration, forgery or falsification of the content or appearance of this document is unlawful and offenders may be prosecuted to the fullest extent of the law.

Normal_Landscape_Body_UAT

The simultaneous body exposure conditions for WLAN(normal landscape mode) with WWAN(UAT)

WWAN	Exposure position 1g(W/kg)	1	2	3	4	5	6	7	Scenario 1	Scenario 2	Scenario 3	Scenario 4	Scenario 5	Scenario 6	Scenario 7	Scenario 8	Scenario 9	Scenario 10
		WWAN	WLAN 2.4GHz Chain 0	WLAN 2.4GHz Chain 1	WLAN 5GHz Chain 0	WLAN 5GHz Chain 1	Bluetooth Chain0	Bluetooth Chain1	1+2+3 Sum	1+2+4 Sum	1+2+5 Sum	1+3+4+6 Sum	1+3+4+7 Sum	1+3+5+6 Sum	1+3+5+7 Sum	1+4+5+6 Sum	1+4+5+7 Sum	1+2+3+4 +5 Sum
GPRS 850	Front side	0.531	0.020	0.001	0.061	0.051	0.002	0.016	0.553	0.613	0.603	0.596	0.610	0.586	0.600	0.646	0.660	0.666
	Back side	0.394	0.075	0.048	0.080	0.243	0.014	0.169	0.516	0.548	0.711	0.535	0.690	0.698	0.853	0.730	0.885	0.839
WCDMA Band V	Front side	0.299	0.020	0.001	0.061	0.051	0.002	0.016	0.321	0.381	0.371	0.364	0.378	0.354	0.368	0.414	0.428	0.434
	Back side	0.262	0.075	0.048	0.080	0.243	0.014	0.169	0.384	0.416	0.579	0.403	0.558	0.566	0.721	0.598	0.753	0.707
LTE Band 12	Front side	0.174	0.020	0.001	0.061	0.051	0.002	0.016	0.196	0.256	0.246	0.239	0.253	0.229	0.243	0.289	0.303	0.309
	Back side	0.140	0.075	0.048	0.080	0.243	0.014	0.169	0.263	0.295	0.458	0.282	0.437	0.445	0.600	0.477	0.632	0.586
LTE Band 13	Front side	0.314	0.020	0.001	0.061	0.051	0.002	0.016	0.336	0.396	0.386	0.379	0.393	0.369	0.383	0.429	0.443	0.449
	Back side	0.268	0.075	0.048	0.080	0.243	0.014	0.169	0.390	0.422	0.586	0.409	0.564	0.573	0.728	0.605	0.760	0.713
LTE Band 26	Front side	0.326	0.020	0.001	0.061	0.051	0.002	0.016	0.348	0.408	0.398	0.391	0.405	0.381	0.395	0.441	0.455	0.461
	Back side	0.258	0.075	0.048	0.080	0.243	0.014	0.169	0.381	0.413	0.576	0.400	0.555	0.563	0.718	0.595	0.750	0.704
LTE Band 71	Front side	0.128	0.020	0.001	0.061	0.051	0.002	0.016	0.150	0.210	0.200	0.193	0.207	0.183	0.197	0.243	0.257	0.263
	Back side	0.114	0.075	0.048	0.080	0.243	0.014	0.169	0.236	0.268	0.432	0.255	0.411	0.419	0.574	0.451	0.606	0.559
NR n41	Front side	0.084	0.020	0.001	0.061	0.051	0.002	0.016	0.106	0.166	0.156	0.149	0.163	0.139	0.153	0.199	0.213	0.219
	Back side	0.217	0.075	0.048	0.080	0.243	0.014	0.169	0.339	0.371	0.535	0.358	0.513	0.521	0.677	0.553	0.709	0.662

Normal_Landscape_Body_LAT

The simultaneous body exposure conditions for WLAN(normal landscape mode) with WWAN(LAT)

WWAN	Exposure position 1g(W/kg)	1	2	3	4	5	6	7	Scenario 1	Scenario 2	Scenario 3	Scenario 4	Scenario 5	Scenario 6	Scenario 7	Scenario 8	Scenario 9	Scenario 10
		WWAN	WLAN 2.4GHz Chain 0	WLAN 2.4GHz Chain 1	WLAN 5GHz Chain 0	WLAN 5GHz Chain 1	Bluetooth Chain0	Bluetooth Chain1	1+2+3 Sum	1+2+4 Sum	1+2+5 Sum	1+3+4+6 Sum	1+3+4+7 Sum	1+3+5+6 Sum	1+3+5+7 Sum	1+4+5+6 Sum	1+4+5+7 Sum	1+2+3+4 +5 Sum
GPRS 850	Front side	0.526	0.020	0.001	0.061	0.051	0.002	0.016	0.548	0.608	0.598	0.591	0.605	0.581	0.595	0.641	0.655	0.661
	Back side	0.451	0.075	0.048	0.080	0.243	0.014	0.169	0.573	0.605	0.769	0.592	0.748	0.756	0.911	0.788	0.943	0.896
GPRS 1900	Front side	0.257	0.020	0.001	0.061	0.051	0.002	0.016	0.279	0.339	0.328	0.322	0.335	0.312	0.325	0.372	0.385	0.391
	Back side	0.458	0.075	0.048	0.080	0.243	0.014	0.169	0.580	0.612	0.776	0.599	0.755	0.763	0.918	0.795	0.950	0.903
WCDMA Band II	Front side	0.353	0.020	0.001	0.061	0.051	0.002	0.016	0.374	0.434	0.424	0.418	0.431	0.407	0.421	0.468	0.481	0.487
	Back side	0.454	0.075	0.048	0.080	0.243	0.014	0.169	0.577	0.609	0.772	0.596	0.751	0.759	0.914	0.791	0.946	0.900
WCDMA Band IV	Front side	0.153	0.020	0.001	0.061	0.051	0.002	0.016	0.175	0.235	0.225	0.218	0.232	0.208	0.221	0.268	0.282	0.288
	Back side	0.212	0.075	0.048	0.080	0.243	0.014	0.169	0.334	0.366	0.530	0.353	0.508	0.517	0.672	0.549	0.704	0.657
WCDMA Band V	Front side	0.246	0.020	0.001	0.061	0.051	0.002	0.016	0.268	0.328	0.318	0.311	0.325	0.301	0.315	0.361	0.375	0.381
	Back side	0.164	0.075	0.048	0.080	0.243	0.014	0.169	0.286	0.318	0.482	0.305	0.460	0.469	0.624	0.501	0.656	0.609
LTE Band 7	Front side	0.214	0.020	0.001	0.061	0.051	0.002	0.016	0.235	0.295	0.285	0.278	0.292	0.268	0.282	0.328	0.342	0.348
	Back side	0.288	0.075	0.048	0.080	0.243	0.014	0.169	0.410	0.442	0.606	0.429	0.584	0.593	0.748	0.625	0.780	0.733
LTE Band 12	Front side	0.108	0.020	0.001	0.061	0.051	0.002	0.016	0.130	0.190	0.180	0.173	0.187	0.163	0.177	0.223	0.237	0.243
	Back side	0.308	0.075	0.048	0.080	0.243	0.014	0.169	0.430	0.462	0.625	0.449	0.604	0.612	0.768	0.644	0.800	0.753
LTE Band 13	Front side	0.054	0.020	0.001	0.061	0.051	0.002	0.016	0.075	0.135	0.125	0.118	0.132	0.108	0.122	0.168	0.182	0.188
	Back side	0.259	0.075	0.048	0.080	0.243	0.014	0.169	0.381	0.413	0.577	0.400	0.555	0.564	0.719	0.596	0.751	0.704
LTE Band 25	Front side	0.530	0.020	0.001	0.061	0.051	0.002	0.016	0.552	0.612	0.602	0.595	0.609	0.585	0.599	0.645	0.659	0.665
	Back side	0.619	0.075	0.048	0.080	0.243	0.014	0.169	0.742	0.774	0.937	0.761	0.916	0.924	1.079	0.956	1.111	1.064
LTE Band 26	Front side	0.227	0.020	0.001	0.061	0.051	0.002	0.016	0.249	0.309	0.299	0.292	0.306	0.282	0.296	0.342	0.356	0.362
	Back side	0.365	0.075	0.048	0.080	0.243	0.014	0.169	0.488	0.520	0.683	0.507	0.662	0.670	0.825	0.702	0.857	0.811
LTE Band 30	Front side	0.109	0.020	0.001	0.061	0.051	0.002	0.016	0.131	0.191	0.181	0.174	0.188	0.164	0.178	0.224	0.238	0.244
	Back side	0.223	0.075	0.048	0.080	0.243	0.014	0.169	0.346	0.378	0.541	0.365	0.520	0.528	0.683	0.560	0.715	0.669
LTE Band 41	Front side	0.147	0.020	0.001	0.061	0.051	0.002	0.016	0.169	0.229	0.219	0.212	0.226	0.202	0.216	0.262	0.276	0.282
	Back side	0.208	0.075	0.048	0.080	0.243	0.014	0.169	0.331	0.363	0.526	0.350	0.505	0.513	0.668	0.545	0.700	0.654
LTE Band 48	Front side	0.063	0.020	0.001	0.061	0.051	0.002	0.016	0.085	0.145	0.135	0.128	0.142	0.118	0.132	0.178	0.192	0.198
	Back side	0.098	0.075	0.048	0.080	0.243	0.014	0.169	0.221	0.253	0.416	0.239	0.395	0.403	0.558	0.435	0.590	0.543
LTE Band 66	Front side	0.245	0.020	0.001	0.061	0.051	0.002	0.016	0.267	0.327	0.317	0.310	0.324	0.300	0.314	0.360	0.374	0.380
	Back side	0.276	0.075	0.048	0.080	0.243	0.014	0.169	0.399	0.431	0.594	0.418	0.573	0.581	0.736	0.613	0.768	0.722
LTE Band 71	Front side	0.038	0.020	0.001	0.061	0.051	0.002	0.016	0.060	0.120	0.110	0.103	0.117	0.093	0.107	0.153	0.167	0.173
	Back side	0.032	0.075	0.048	0.080	0.243	0.014	0.169	0.154	0.186	0.349	0.173	0.328	0.336	0.491	0.368	0.523	0.477
NR n41	Front side	0.032	0.020	0.001	0.061	0.051	0.002	0.016	0.054	0.114	0.104	0.097	0.111	0.087	0.101	0.147	0.161	0.167
	Back side	0.212	0.075	0.048	0.080	0.243	0.014	0.169	0.334	0.366	0.530	0.353	0.508	0.517	0.672	0.549	0.704	0.657

Unless otherwise stated the results shown in this test report refer only to the sample(s) tested and such sample(s) are retained for 90 days only.
除非另有說明，此報告結果僅對測試之樣品負責，同時此樣品僅保留90天。本報告未經本公司書面許可，不可部份複製。
This document is issued by the Company subject to its General Conditions of Service printed overleaf, available on request or accessible at http://www.sgs.com.tw/Terms-and-Conditions and for electronic format documents, subject to Terms and Conditions for Electronic Documents at http://www.sgs.com.tw/Terms-and-Conditions. Attention is drawn to the limitation of liability, indemnification and jurisdiction issues defined therein. Any holder of this document is advised that information contained hereon reflects the Company's findings at the time of its intervention only and within the limits of Client's instructions, if any. The Company's sole responsibility is to its Client and this document does not exonerate parties to a transaction from exercising all their rights and obligations under the transaction documents. This document cannot be reproduced except in full, without prior written approval of the Company. Any unauthorized alteration, forgery or falsification of the content or appearance of this document is unlawful and offenders may be prosecuted to the fullest extent of the law.

Normal_Landscape_Hotspot_UAT

The simultaneous body exposure conditions for WLAN(normal landscape mode) with WWAN(UAT)

WWAN	Exposure position 1g(W/kg)	1	2	3	4	5	6	7	Scenario 1	Scenario 2	Scenario 3	Scenario 4	Scenario 5	Scenario 6	Scenario 7	Scenario 8	Scenario 9	Scenario 10
		WWAN	WLAN 2.4GHz Chain 0	WLAN 2.4GHz Chain 1	WLAN 5GHz Chain 0	WLAN 5GHz Chain 1	Bluetooth Chain0	Bluetooth Chain1	1+2+3 Sum	1+2+4 Sum	1+2+5 Sum	1+3+4+6 Sum	1+3+4+7 Sum	1+3+5+6 Sum	1+3+5+7 Sum	1+4+5+6 Sum	1+4+5+7 Sum	1+2+3+4 +5 Sum
GPRS 850	Front side	0.531	0.050	0.011	0.069	0.054	0.006	0.026	0.592	0.650	0.635	0.617	0.637	0.602	0.622	0.660	0.680	0.715
	Back side	0.394	0.154	0.032	0.114	0.429	0.039	0.076	0.580	0.662	0.977	0.578	0.615	0.893	0.930	0.975	1.012	1.122
	Top side	0.285	0.083	0.001	0.053	0.003	0.010	0.001	0.369	0.420	0.371	0.348	0.339	0.298	0.290	0.350	0.341	0.424
	Botom side	0.006	0.001	0.006	0.002	0.102	0.001	0.020	0.013	0.009	0.109	0.015	0.034	0.115	0.134	0.111	0.130	0.117
	Right side	0.241	0.010	0.002	0.043	0.043	0.002	0.004	0.253	0.294	0.294	0.289	0.290	0.289	0.290	0.330	0.331	0.340
	Left side	0.140	0.056	0.007	0.017	0.013	0.017	0.016	0.203	0.213	0.208	0.182	0.180	0.177	0.176	0.187	0.186	0.233
WCDMA Band V	Front side	0.299	0.050	0.011	0.069	0.054	0.006	0.026	0.360	0.417	0.403	0.385	0.405	0.370	0.390	0.427	0.448	0.483
	Back side	0.262	0.154	0.032	0.114	0.429	0.039	0.076	0.448	0.530	0.845	0.446	0.483	0.761	0.798	0.843	0.880	0.990
	Top side	0.248	0.083	0.001	0.053	0.003	0.010	0.001	0.332	0.384	0.334	0.311	0.303	0.262	0.253	0.313	0.305	0.388
	Botom side	0.003	0.001	0.006	0.002	0.102	0.001	0.020	0.010	0.006	0.106	0.012	0.031	0.111	0.131	0.108	0.127	0.113
	Right side	0.152	0.010	0.002	0.043	0.043	0.002	0.004	0.164	0.205	0.205	0.200	0.201	0.200	0.201	0.241	0.242	0.251
	Left side	0.096	0.056	0.007	0.017	0.013	0.017	0.016	0.159	0.169	0.165	0.138	0.137	0.134	0.133	0.144	0.143	0.190
LTE Band 12	Front side	0.174	0.050	0.011	0.069	0.054	0.006	0.026	0.235	0.292	0.277	0.260	0.280	0.245	0.265	0.302	0.323	0.358
	Back side	0.140	0.154	0.032	0.114	0.429	0.039	0.076	0.326	0.408	0.723	0.325	0.362	0.640	0.677	0.722	0.759	0.869
	Top side	0.122	0.083	0.001	0.053	0.003	0.010	0.001	0.207	0.258	0.209	0.186	0.177	0.136	0.127	0.188	0.179	0.262
	Botom side	0.003	0.001	0.006	0.002	0.102	0.001	0.020	0.009	0.006	0.105	0.012	0.031	0.111	0.130	0.107	0.127	0.113
	Right side	0.105	0.010	0.002	0.043	0.043	0.002	0.004	0.118	0.159	0.159	0.153	0.155	0.153	0.155	0.194	0.196	0.204
	Left side	0.007	0.056	0.007	0.017	0.013	0.017	0.016	0.070	0.080	0.076	0.049	0.048	0.045	0.043	0.055	0.053	0.100
LTE Band 13	Front side	0.314	0.050	0.011	0.069	0.054	0.006	0.026	0.375	0.433	0.418	0.400	0.420	0.385	0.406	0.443	0.463	0.498
	Back side	0.268	0.154	0.032	0.114	0.429	0.039	0.076	0.454	0.536	0.851	0.452	0.490	0.767	0.805	0.849	0.886	0.997
	Top side	0.200	0.083	0.001	0.053	0.003	0.010	0.001	0.284	0.335	0.286	0.263	0.254	0.214	0.205	0.265	0.256	0.340
	Botom side	0.007	0.001	0.006	0.002	0.102	0.001	0.020	0.014	0.010	0.110	0.016	0.035	0.115	0.134	0.112	0.131	0.117
	Right side	0.158	0.010	0.002	0.043	0.043	0.002	0.004	0.171	0.212	0.212	0.206	0.208	0.206	0.208	0.247	0.249	0.258
	Left side	0.083	0.056	0.007	0.017	0.013	0.017	0.016	0.146	0.156	0.152	0.125	0.124	0.121	0.119	0.131	0.129	0.176
LTE Band 26	Front side	0.326	0.050	0.011	0.069	0.054	0.006	0.026	0.387	0.444	0.430	0.412	0.432	0.397	0.417	0.454	0.475	0.510
	Back side	0.258	0.154	0.032	0.114	0.429	0.039	0.076	0.445	0.526	0.842	0.443	0.480	0.758	0.795	0.840	0.877	0.987
	Top side	0.204	0.083	0.001	0.053	0.003	0.010	0.001	0.289	0.340	0.291	0.268	0.259	0.218	0.209	0.270	0.261	0.344
	Botom side	0.001	0.001	0.006	0.002	0.102	0.001	0.020	0.008	0.004	0.104	0.010	0.029	0.110	0.129	0.106	0.125	0.112
	Right side	0.131	0.010	0.002	0.043	0.043	0.002	0.004	0.144	0.185	0.185	0.179	0.181	0.179	0.181	0.220	0.222	0.230
	Left side	0.102	0.056	0.007	0.017	0.013	0.017	0.016	0.165	0.175	0.171	0.144	0.143	0.140	0.138	0.150	0.148	0.195
LTE Band 71	Front side	0.128	0.050	0.011	0.069	0.054	0.006	0.026	0.189	0.247	0.232	0.214	0.234	0.199	0.220	0.257	0.277	0.312
	Back side	0.114	0.154	0.032	0.114	0.429	0.039	0.076	0.300	0.382	0.697	0.299	0.336	0.614	0.651	0.695	0.733	0.843
	Top side	0.095	0.083	0.001	0.053	0.003	0.010	0.001	0.179	0.231	0.181	0.158	0.150	0.109	0.100	0.160	0.152	0.235
	Botom side	0.001	0.001	0.006	0.002	0.102	0.001	0.020	0.008	0.004	0.104	0.010	0.029	0.110	0.129	0.106	0.125	0.112
	Right side	0.002	0.010	0.002	0.043	0.043	0.002	0.004	0.015	0.056	0.056	0.050	0.052	0.050	0.052	0.091	0.093	0.102
	Left side	0.068	0.056	0.007	0.017	0.013	0.017	0.016	0.131	0.141	0.136	0.110	0.108	0.105	0.104	0.115	0.114	0.161
NR n41	Front side	0.084	0.050	0.011	0.069	0.054	0.006	0.026	0.145	0.203	0.188	0.170	0.190	0.155	0.175	0.213	0.233	0.268
	Back side	0.217	0.154	0.032	0.114	0.429	0.039	0.076	0.403	0.485	0.800	0.401	0.438	0.716	0.753	0.798	0.835	0.946
	Top side	0.006	0.083	0.001	0.053	0.003	0.010	0.001	0.090	0.142	0.092	0.069	0.060	0.020	0.011	0.071	0.062	0.146
	Botom side	0.004	0.001	0.006	0.002	0.102	0.001	0.020	0.011	0.007	0.107	0.013	0.032	0.113	0.132	0.109	0.128	0.115
	Right side	0.013	0.010	0.002	0.043	0.043	0.002	0.004	0.026	0.067	0.067	0.061	0.063	0.061	0.063	0.102	0.104	0.113
	Left side	0.025	0.056	0.007	0.017	0.013	0.017	0.016	0.088	0.098	0.094	0.067	0.066	0.063	0.061	0.073	0.071	0.118

Unless otherwise stated the results shown in this test report refer only to the sample(s) tested and such sample(s) are retained for 90 days only.
除非另有說明，此報告結果僅對測試之樣品負責，同時此樣品僅保留90天。本報告未經本公司書面許可，不可部份複製。
This document is issued by the Company subject to its General Conditions of Service printed overleaf, available on request or accessible at http://www.sgs.com.tw/Terms-and-Conditions and for electronic format documents, subject to Terms and Conditions for Electronic Documents at http://www.sgs.com.tw/Terms-and-Conditions. Attention is drawn to the limitation of liability, indemnification and jurisdiction issues defined therein. Any holder of this document is advised that information contained hereon reflects the Company's findings at the time of its intervention only and within the limits of Client's instructions, if any. The Company's sole responsibility is to its Client and this document does not exonerate parties to a transaction from exercising all their rights and obligations under the transaction documents. This document cannot be reproduced except in full, without prior written approval of the Company. Any unauthorized alteration, forgery or falsification of the content or appearance of this document is unlawful and offenders may be prosecuted to the fullest extent of the law.

Normal_Landscape_Hotspot_LAT

The simultaneous body exposure conditions for WLAN(normal landscape mode) with WWAN(LAT)

WWAN	Exposure position 1g(W/kg)	1	2	3	4	5	6	7	Scenario 1	Scenario 2	Scenario 3	Scenario 4	Scenario 5	Scenario 6	Scenario 7	Scenario 8	Scenario 9	Scenario 10
		WWAN	WLAN 2.4GHz Chain 0	WLAN 2.4GHz Chain 1	WLAN 5GHz Chain 0	WLAN 5GHz Chain 1	Bluetooth Chain0	Bluetooth Chain1	1+2+3 Sum	1+2+4 Sum	1+2+5 Sum	1+3+4+6 Sum	1+3+4+7 Sum	1+3+5+6 Sum	1+3+5+7 Sum	1+4+5+6 Sum	1+4+5+7 Sum	1+2+3+4+5 Sum
GPRS 850	Front side	0.727	0.050	0.011	0.069	0.054	0.006	0.026	0.788	0.845	0.831	0.813	0.833	0.798	0.818	0.855	0.876	0.911
	Back side	0.574	0.154	0.032	0.114	0.429	0.039	0.076	0.761	0.842	1.157	0.759	0.796	1.074	1.111	1.156	1.193	1.303
	Top side	0.002	0.083	0.001	0.053	0.003	0.010	0.001	0.086	0.137	0.088	0.065	0.056	0.016	0.007	0.067	0.058	0.141
	Botom side	0.560	0.001	0.006	0.002	0.102	0.001	0.020	0.567	0.563	0.663	0.569	0.588	0.669	0.688	0.665	0.684	0.671
	Right side	0.522	0.010	0.002	0.043	0.043	0.002	0.004	0.534	0.575	0.575	0.570	0.571	0.569	0.571	0.610	0.612	0.621
	Left side	0.135	0.056	0.007	0.017	0.013	0.017	0.016	0.198	0.208	0.204	0.177	0.176	0.173	0.171	0.183	0.181	0.228
GPRS 1900	Front side	0.393	0.050	0.011	0.069	0.054	0.006	0.026	0.454	0.512	0.497	0.479	0.499	0.464	0.484	0.522	0.542	0.577
	Back side	0.433	0.154	0.032	0.114	0.429	0.039	0.076	0.619	0.701	1.016	0.617	0.655	0.932	0.970	1.014	1.051	1.162
	Top side	0.001	0.083	0.001	0.053	0.003	0.010	0.001	0.085	0.137	0.087	0.064	0.056	0.015	0.006	0.066	0.058	0.141
	Botom side	1.136	0.001	0.006	0.002	0.102	0.001	0.020	1.143	1.139	1.238	1.145	1.164	1.244	1.263	1.241	1.260	1.246
	Right side	0.146	0.010	0.002	0.043	0.043	0.002	0.004	0.158	0.199	0.199	0.194	0.195	0.194	0.195	0.235	0.236	0.245
	Left side	0.240	0.056	0.007	0.017	0.013	0.017	0.016	0.303	0.313	0.308	0.282	0.280	0.277	0.276	0.287	0.286	0.333
WCDMA Band II	Front side	0.209	0.050	0.011	0.069	0.054	0.006	0.026	0.270	0.328	0.313	0.295	0.315	0.280	0.300	0.338	0.358	0.393
	Back side	0.373	0.154	0.032	0.114	0.429	0.039	0.076	0.559	0.641	0.956	0.557	0.594	0.872	0.909	0.954	0.991	1.101
	Top side	0.003	0.083	0.001	0.053	0.003	0.010	0.001	0.087	0.139	0.089	0.066	0.058	0.017	0.008	0.068	0.060	0.143
	Botom side	1.172	0.001	0.006	0.002	0.102	0.001	0.020	1.179	1.175	1.275	1.181	1.200	1.281	1.300	1.277	1.296	1.283
	Right side	0.069	0.010	0.002	0.043	0.043	0.002	0.004	0.082	0.123	0.123	0.117	0.119	0.117	0.119	0.158	0.160	0.169
	Left side	0.124	0.056	0.007	0.017	0.013	0.017	0.016	0.187	0.197	0.192	0.165	0.164	0.161	0.160	0.171	0.170	0.217
WCDMA Band IV	Front side	0.292	0.050	0.011	0.069	0.054	0.006	0.026	0.353	0.411	0.396	0.378	0.398	0.363	0.384	0.421	0.441	0.476
	Back side	0.495	0.154	0.032	0.114	0.429	0.039	0.076	0.681	0.763	1.078	0.680	0.717	0.995	1.032	1.077	1.114	1.224
	Top side	0.001	0.083	0.001	0.053	0.003	0.010	0.001	0.085	0.137	0.087	0.064	0.056	0.015	0.006	0.066	0.058	0.141
	Botom side	1.098	0.001	0.006	0.002	0.102	0.001	0.020	1.104	1.101	1.200	1.106	1.126	1.206	1.225	1.202	1.221	1.208
	Right side	0.070	0.010	0.002	0.043	0.043	0.002	0.004	0.083	0.124	0.124	0.118	0.120	0.118	0.120	0.159	0.161	0.170
	Left side	0.164	0.056	0.007	0.017	0.013	0.017	0.016	0.227	0.237	0.232	0.206	0.204	0.201	0.200	0.211	0.210	0.257
WCDMA Band V	Front side	0.715	0.050	0.011	0.069	0.054	0.006	0.026	0.776	0.834	0.819	0.801	0.821	0.786	0.807	0.844	0.864	0.899
	Back side	0.634	0.154	0.032	0.114	0.429	0.039	0.076	0.820	0.902	1.217	0.819	0.856	1.134	1.171	1.216	1.253	1.363
	Top side	0.002	0.083	0.001	0.053	0.003	0.010	0.001	0.086	0.138	0.088	0.065	0.056	0.016	0.007	0.067	0.058	0.142
	Botom side	0.428	0.001	0.006	0.002	0.102	0.001	0.020	0.435	0.431	0.531	0.437	0.456	0.537	0.556	0.533	0.552	0.539
	Right side	0.211	0.010	0.002	0.043	0.043	0.002	0.004	0.224	0.265	0.265	0.259	0.261	0.259	0.261	0.300	0.302	0.311
	Left side	0.142	0.056	0.007	0.017	0.013	0.017	0.016	0.205	0.215	0.211	0.184	0.183	0.180	0.178	0.190	0.188	0.235
LTE Band 7	Front side	0.343	0.050	0.011	0.069	0.054	0.006	0.026	0.404	0.462	0.447	0.429	0.449	0.414	0.434	0.472	0.492	0.527
	Back side	0.365	0.154	0.032	0.114	0.429	0.039	0.076	0.551	0.633	0.948	0.549	0.586	0.864	0.901	0.946	0.983	1.094
	Top side	0.002	0.083	0.001	0.053	0.003	0.010	0.001	0.086	0.138	0.088	0.065	0.057	0.016	0.007	0.067	0.059	0.142
	Botom side	0.825	0.001	0.006	0.002	0.102	0.001	0.020	0.832	0.828	0.928	0.834	0.853	0.934	0.953	0.930	0.949	0.936
	Right side	0.071	0.010	0.002	0.043	0.043	0.002	0.004	0.083	0.124	0.124	0.119	0.120	0.119	0.120	0.160	0.161	0.170
	Left side	0.246	0.056	0.007	0.017	0.013	0.017	0.016	0.309	0.319	0.315	0.288	0.286	0.283	0.282	0.293	0.292	0.339
LTE Band 12	Front side	0.287	0.050	0.011	0.069	0.054	0.006	0.026	0.348	0.406	0.391	0.373	0.393	0.358	0.378	0.416	0.436	0.471
	Back side	0.272	0.154	0.032	0.114	0.429	0.039	0.076	0.458	0.540	0.855	0.456	0.493	0.771	0.808	0.853	0.890	1.001
	Top side	0.001	0.083	0.001	0.053	0.003	0.010	0.001	0.086	0.137	0.088	0.065	0.056	0.015	0.006	0.067	0.058	0.141
	Botom side	0.236	0.001	0.006	0.002	0.102	0.001	0.020	0.243	0.239	0.339	0.245	0.264	0.344	0.364	0.341	0.360	0.346
	Right side	0.003	0.010	0.002	0.043	0.043	0.002	0.004	0.016	0.057	0.057	0.051	0.053	0.051	0.053	0.092	0.094	0.103
	Left side	0.003	0.056	0.007	0.017	0.013	0.017	0.016	0.066	0.076	0.071	0.045	0.043	0.040	0.039	0.050	0.049	0.096
LTE Band 13	Front side	0.458	0.050	0.011	0.069	0.054	0.006	0.026	0.519	0.577	0.562	0.544	0.564	0.529	0.549	0.587	0.607	0.642
	Back side	0.395	0.154	0.032	0.114	0.429	0.039	0.076	0.582	0.664	0.979	0.580	0.617	0.895	0.932	0.977	1.014	1.124
	Top side	0.002	0.083	0.001	0.053	0.003	0.010	0.001	0.086	0.137	0.088	0.065	0.056	0.016	0.007	0.067	0.058	0.141
	Botom side	0.304	0.001	0.006	0.002	0.102	0.001	0.020	0.311	0.307	0.407	0.313	0.332	0.412	0.432	0.409	0.428	0.414
	Right side	0.003	0.010	0.002	0.043	0.043	0.002	0.004	0.015	0.056	0.056	0.051	0.052	0.051	0.052	0.092	0.093	0.102
	Left side	0.002	0.056	0.007	0.017	0.013	0.017	0.016	0.065	0.075	0.070	0.043	0.042	0.039	0.038	0.049	0.048	0.095
LTE Band 25	Front side	0.442	0.050	0.011	0.069	0.054	0.006	0.026	0.503	0.561	0.546	0.528	0.548	0.513	0.533	0.571	0.591	0.626
	Back side	0.475	0.154	0.032	0.114	0.429	0.039	0.076	0.661	0.743	1.058	0.660	0.697	0.975	1.012	1.056	1.094	1.204
	Top side	0.001	0.083	0.001	0.053	0.003	0.010	0.001	0.085	0.137	0.087	0.064	0.056	0.015	0.006	0.066	0.058	0.141
	Botom side	1.152	0.001	0.006	0.002	0.102	0.001	0.020	1.159	1.155	1.255	1.161	1.180	1.260	1.280	1.257	1.276	1.262
	Right side	0.012	0.010	0.002	0.043	0.043	0.002	0.004	0.025	0.066	0.066	0.060	0.062	0.060	0.062	0.101	0.103	0.111
	Left side	0.225	0.056	0.007	0.017	0.013	0.017	0.016	0.288	0.297	0.293	0.266	0.265	0.262	0.261	0.272	0.271	0.318
LTE Band 26	Front side	0.482	0.050	0.011	0.069	0.054	0.006	0.026	0.543	0.601	0.586	0.568	0.588	0.553	0.573	0.611	0.631	0.666
	Back side	0.471	0.154	0.032	0.114	0.429	0.039	0.076	0.657	0.739	1.054	0.656	0.693	0.971	1.008	1.053	1.090	1.200
	Top side	0.006	0.083	0.001	0.053	0.003	0.010	0.001	0.091	0.142	0.093	0.070	0.061	0.020	0.011	0.072	0.063	0.146
	Botom side	0.438	0.001	0.006	0.002	0.102	0.001	0.020	0.444	0.441	0.540	0.446	0.466	0.546	0.565	0.542	0.562	0.548
	Right side	0.338	0.010	0.002	0.043	0.043	0.002	0.004	0.351	0.392	0.391	0.386	0.387	0.386	0.387	0.427	0.428	0.437
	Left side	0.076	0.056	0.007	0.017	0.013	0.017	0.016	0.139	0.149	0.144	0.118	0.116	0.113	0.112	0.123	0.122	0.169
LTE Band 30	Front side	0.597	0.050	0.011	0.069	0.054	0.006	0.026	0.658	0.716	0.701	0.683	0.703	0.668	0.689	0.726	0.746	0.781
	Back side	0.614	0.154	0.032	0.114	0.429	0.039	0.076	0.801	0.882	1.197	0.799	0.836	1.114	1.151	1.196	1.233	1.343
	Top side	0.009	0.083	0.001	0.053	0.003	0.010	0.001	0.093	0.144	0.095	0.072	0.063	0.022	0.014	0.074	0.065	0.148
	Botom side	0.800	0.001	0.006	0.002	0.102	0.001	0.020	0.807	0.803	0.903	0.809	0.828	0.909	0.928	0.905	0.924	0.911
	Right side	0.061	0.010	0.002	0.043	0.043	0.002	0.004	0.074	0.115	0.115	0.109	0.111	0.109	0.111	0.150	0.152	0.161
	Left side	0.416	0.056	0.007	0.017	0.013	0.017	0.016	0.479	0.489	0.484	0.458	0.456	0.453	0.452	0.463	0.462	0.509
LTE Band 41	Front side	0.355	0.050	0.011	0.069	0.054	0.006	0.026	0.416	0.474	0.459	0.441	0.461	0.426	0.446	0.484	0.504	0.539
	Back side	0.470	0.154	0.032	0.114	0.429	0.039	0.076	0.656	0.738	1.053	0.654	0.691	0.969	1.006	1.051	1.088	1.198
	Top side	0.002	0.083	0.001	0.053	0.003	0.010	0.001	0.086	0.138	0.088	0.065	0.057	0.016	0.007	0.067	0.059	0.142
	Botom side	0.606	0.001	0.006	0.002	0.102	0.001	0.020	0.612	0.609	0.708	0.614	0.634	0.714	0.733	0.710	0.729	0.716
	Right side	0.005	0.010	0.002	0.043	0.043	0.002	0.004	0.017	0.058	0.058	0.053	0.054	0.053	0.054	0.094	0.095	0.104
	Left side	0.252	0.056	0.007	0.017	0.013	0.017	0.016	0.315	0.325	0.321	0.294	0.292	0.289	0.288	0.299	0.298	0.345
LTE Band 48	Front side	0.061	0.050	0.011	0.069	0.054	0.006	0.026	0.122	0.180	0.165	0.147	0.167	0.132	0.153	0.190	0.210	0.245
	Back side	0.208	0.154	0.032	0.114	0.429	0.039	0.076	0.394	0.476	0.791	0.393	0.430	0.708	0.745	0.790	0.827	0.937
	Top side	0.028	0.083	0.001	0.053	0.003	0.010	0.001	0.112	0.164	0.114	0.091	0.082	0.042	0.033	0.093	0.084	0.168
	Botom side	0.001	0.001	0.006	0.002	0.102	0.001	0.020	0.008	0.004	0.103	0.010	0.029	0.109	0.128	0.106	0.125	0.111
	Right side	0.130	0.010	0.002	0.043	0.043	0.002	0.004	0.143	0.184	0.184	0.178	0.180	0.178	0.180	0.219	0.221	0.230
	Left side	0.010	0.056	0.007	0.017	0.013	0.017	0.016	0.073	0.083	0.079	0.052	0.051	0.048	0.047	0.058	0.056	0.103
LTE Band 66	Front side	0.270	0.050	0.011	0.069	0.054	0.006	0.026	0.331	0.388	0.373	0.355	0.376	0.341	0.361	0.398	0.419	0.454
	Back side	0.390	0.154	0.032	0.114	0.429	0.039	0.076	0.576	0.658	0.973	0.574	0.611	0.889	0.926	0.971	1.008	1.119
	Top side	0.004	0.083	0.001	0.053	0.003	0.010	0.001	0.088	0.140	0.090	0.068	0.059	0.018	0.009	0.070	0.061	0.144
	Botom side	1.144	0.001	0.006	0.002	0.102	0.001	0.020	1.151	1.147	1.247	1.153	1.172	1.252	1.272	1.249	1.268	1.254
	Right side	0.082	0.010	0.002	0.043	0.043	0.002	0.004	0.095	0.136	0.136	0.130	0.132	0.130	0.132	0.171	0.173	0.182
	Left side	0.145	0.056	0.007	0.017	0.013	0.017	0.016	0.208	0.218	0.214	0.187	0.186	0.183	0.182	0.193	0.191	0.238
LTE Band 71	Front side	0.236	0.050	0.011	0.069	0.054	0.006	0.026	0.297	0.355	0.340	0.322	0.342	0.307	0.327	0.365	0.385	0.420
	Back side	0.194	0.154	0.032	0.114	0.429	0.039	0.076	0.380	0.462	0.777	0.378	0.415	0.693	0.730	0.775	0.812	0.923
	Top side	0.002	0.083	0.001	0.053	0.003	0.010	0.001	0.086	0.138	0.088	0.065	0.057	0.016	0.007	0.067	0.059	0.142
	Botom side	0.221	0.001	0.006	0.002	0.102	0.001	0.020	0.228	0.224	0.324	0.230	0.249	0.329	0.349	0.326	0.345	0.331
	Right side	0.108	0.010	0.002	0.043	0.043	0.002	0.004	0.121	0.162	0.162	0.156	0.158	0.156	0.158	0.197	0.199	0.208
	Left side	0.027	0.056	0.007	0.017	0.013	0.017	0.016	0.090	0.100	0.096	0.069	0.068	0.065	0.063	0.075	0.073	0.120
NR n41	Front side	0.045	0.050	0.011	0.069	0.054	0.006	0.026	0.106	0.164	0.149	0.131	0.151	0.116	0.137	0.174	0.194	0.229
	Back side	0.714	0.154	0.032	0.114	0.429	0.039	0.076	0.900	0.982	1.297	0.899	0.936	1.214	1.251	1.296	1.333	1.443
	Top side	0.005	0.083	0.001	0.053	0.003	0.010	0.001	0.089	0.141	0.091	0.069	0.060	0.019	0.010	0.071	0.062	0.145
	Botom side	0.193	0.001	0.006	0.002	0.102	0.001	0.020	0.200	0.196	0.296	0.202	0.221	0.301	0.320	0.298	0.317	0.303
	Right side	0.032	0.010	0.002	0.043	0.043	0.002	0.004	0.045	0.086	0.086	0.080	0.082	0.080	0.082	0.121	0.123	0.132
	Left side	0.084	0.056	0.007	0.017	0.013	0.017	0.016	0.147	0.157	0.152	0.125	0.124	0.121	0.120	0.131	0.130	0.177

Unless otherwise stated the results shown in this test report refer only to the sample(s) tested and such sample(s) are retained for 90 days only.
除非另有說明，此報告結果僅對測試之樣品負責，同時此樣品僅保留90天。本報告未經本公司書面許可，不可部份複製。
This document is issued by the Company subject to its General Conditions of Service printed overleaf, available on request or accessible at http://www.sgs.com.tw/Terms-and-Conditions and for electronic format documents, subject to Terms and Conditions for Electronic Documents at http://www.sgs.com.tw/Terms-and-Conditions. Attention is drawn to the limitation of liability, indemnification and jurisdiction issues defined therein. Any holder of this document is advised that information contained hereon reflects the Company's findings at the time of its intervention only and within the limits of Client's instructions, if any. The Company's sole responsibility is to its Client and this document does not exonerate parties to a transaction from exercising all their rights and obligations under the transaction documents. This document cannot be reproduced except in full, without prior written approval of the Company. Any unauthorized alteration, forgery or falsification of the content or appearance of this document is unlawful and offenders may be prosecuted to the fullest extent of the law.

Gaming_Body_UAT

The simultaneous body exposure conditions for WLAN(Gaming mode) with WWAN(UAT)

WWAN	Exposure position 1g(W/kg)	1	2	3	4	5	6	7	Scenario 1	Scenario 2	Scenario 3	Scenario 4	Scenario 5	Scenario 6	Scenario 7	Scenario 8	Scenario 9	Scenario 10
		WWAN	WLAN 2.4GHz Chain 0	WLAN 2.4GHz Chain 1	WLAN 5GHz Chain 0	WLAN 5GHz Chain 1	Bluetooth Chain0	Bluetooth Chain1	1+2+3 Sum	1+2+4 Sum	1+2+5 Sum	1+3+4+6 Sum	1+3+4+7 Sum	1+3+5+6 Sum	1+3+5+7 Sum	1+4+5+6 Sum	1+4+5+7 Sum	1+2+3+4 +5 Sum
GPRS 850	Front side	0.531	0.020	0.001	0.061	0.083	0.002	0.016	0.553	0.613	0.634	0.596	0.610	0.618	0.631	0.678	0.691	0.697
	Back side	0.394	0.075	0.048	0.080	0.451	0.014	0.169	0.516	0.548	0.919	0.535	0.690	0.906	1.061	0.938	1.093	1.047
WCDMA Band V	Front side	0.299	0.020	0.001	0.061	0.083	0.002	0.016	0.321	0.381	0.402	0.364	0.378	0.385	0.399	0.445	0.459	0.465
	Back side	0.262	0.075	0.048	0.080	0.451	0.014	0.169	0.384	0.416	0.787	0.403	0.558	0.774	0.929	0.806	0.961	0.915
LTE Band 12	Front side	0.174	0.020	0.001	0.061	0.083	0.002	0.016	0.196	0.256	0.277	0.239	0.253	0.260	0.274	0.320	0.334	0.340
	Back side	0.140	0.075	0.048	0.080	0.451	0.014	0.169	0.263	0.295	0.666	0.282	0.437	0.653	0.808	0.685	0.840	0.793
LTE Band 13	Front side	0.314	0.020	0.001	0.061	0.083	0.002	0.016	0.336	0.396	0.418	0.379	0.393	0.401	0.415	0.461	0.475	0.481
	Back side	0.268	0.075	0.048	0.080	0.451	0.014	0.169	0.390	0.422	0.793	0.409	0.564	0.780	0.936	0.812	0.968	0.921
LTE Band 26	Front side	0.326	0.020	0.001	0.061	0.083	0.002	0.016	0.348	0.408	0.429	0.391	0.405	0.412	0.426	0.472	0.486	0.492
	Back side	0.258	0.075	0.048	0.080	0.451	0.014	0.169	0.381	0.413	0.784	0.400	0.555	0.771	0.926	0.803	0.958	0.911
LTE Band 71	Front side	0.128	0.020	0.001	0.061	0.083	0.002	0.016	0.150	0.210	0.232	0.193	0.207	0.215	0.229	0.275	0.289	0.295
	Back side	0.114	0.075	0.048	0.080	0.451	0.014	0.169	0.236	0.268	0.640	0.255	0.411	0.626	0.782	0.658	0.814	0.767
NR n41	Front side	0.084	0.020	0.001	0.061	0.083	0.002	0.016	0.106	0.166	0.188	0.149	0.163	0.171	0.185	0.231	0.245	0.251
	Back side	0.217	0.075	0.048	0.080	0.451	0.014	0.169	0.339	0.371	0.742	0.358	0.513	0.729	0.884	0.761	0.916	0.870

Gaming_Body_LAT

The simultaneous body exposure conditions for WLAN(Gaming mode) with WWAN(LAT)

WWAN	Exposure position 1g(W/kg)	1	2	3	4	5	6	7	Scenario 1	Scenario 2	Scenario 3	Scenario 4	Scenario 5	Scenario 6	Scenario 7	Scenario 8	Scenario 9	Scenario 10
		WWAN	WLAN 2.4GHz Chain 0	WLAN 2.4GHz Chain 1	WLAN 5GHz Chain 0	WLAN 5GHz Chain 1	Bluetooth Chain0	Bluetooth Chain1	1+2+3 Sum	1+2+4 Sum	1+2+5 Sum	1+3+4+6 Sum	1+3+4+7 Sum	1+3+5+6 Sum	1+3+5+7 Sum	1+4+5+6 Sum	1+4+5+7 Sum	1+2+3+4 +5 Sum
GPRS 850	Front side	0.526	0.020	0.001	0.061	0.083	0.002	0.016	0.548	0.608	0.630	0.591	0.605	0.613	0.627	0.673	0.687	0.693
	Back side	0.451	0.075	0.048	0.080	0.451	0.014	0.169	0.573	0.605	0.976	0.592	0.748	0.963	1.119	0.995	1.151	1.104
GPRS 1900	Front side	0.257	0.020	0.001	0.061	0.083	0.002	0.016	0.279	0.339	0.360	0.322	0.335	0.343	0.357	0.403	0.417	0.423
	Back side	0.458	0.075	0.048	0.080	0.451	0.014	0.169	0.580	0.612	0.983	0.599	0.755	0.970	1.126	1.002	1.158	1.111
WCDMA Band II	Front side	0.353	0.020	0.001	0.061	0.083	0.002	0.016	0.374	0.434	0.456	0.418	0.431	0.439	0.453	0.499	0.513	0.519
	Back side	0.454	0.075	0.048	0.080	0.451	0.014	0.169	0.577	0.609	0.980	0.596	0.751	0.967	1.122	0.999	1.154	1.107
WCDMA Band IV	Front side	0.153	0.020	0.001	0.061	0.083	0.002	0.016	0.175	0.235	0.256	0.218	0.232	0.239	0.253	0.299	0.313	0.319
	Back side	0.212	0.075	0.048	0.080	0.451	0.014	0.169	0.334	0.366	0.737	0.353	0.508	0.724	0.880	0.756	0.912	0.865
WCDMA Band V	Front side	0.246	0.020	0.001	0.061	0.083	0.002	0.016	0.268	0.328	0.350	0.311	0.325	0.333	0.347	0.393	0.407	0.413
	Back side	0.164	0.075	0.048	0.080	0.451	0.014	0.169	0.286	0.318	0.689	0.305	0.460	0.676	0.832	0.708	0.864	0.817
LTE Band 7	Front side	0.214	0.020	0.001	0.061	0.083	0.002	0.016	0.235	0.295	0.317	0.278	0.292	0.300	0.314	0.360	0.374	0.380
	Back side	0.288	0.075	0.048	0.080	0.451	0.014	0.169	0.410	0.442	0.813	0.429	0.584	0.800	0.955	0.832	0.987	0.941
LTE Band 12	Front side	0.108	0.020	0.001	0.061	0.083	0.002	0.016	0.130	0.190	0.212	0.173	0.187	0.195	0.208	0.255	0.269	0.275
	Back side	0.308	0.075	0.048	0.080	0.451	0.014	0.169	0.430	0.462	0.833	0.449	0.604	0.820	0.975	0.852	1.007	0.961
LTE Band 13	Front side	0.054	0.020	0.001	0.061	0.083	0.002	0.016	0.075	0.135	0.157	0.118	0.132	0.140	0.154	0.200	0.214	0.220
	Back side	0.259	0.075	0.048	0.080	0.451	0.014	0.169	0.381	0.413	0.784	0.400	0.555	0.771	0.926	0.803	0.958	0.912
LTE Band 25	Front side	0.530	0.020	0.001	0.061	0.083	0.002	0.016	0.552	0.612	0.634	0.595	0.609	0.617	0.631	0.677	0.691	0.697
	Back side	0.619	0.075	0.048	0.080	0.451	0.014	0.169	0.742	0.774	1.145	0.761	0.916	1.132	1.287	1.164	1.319	1.272
LTE Band 26	Front side	0.227	0.020	0.001	0.061	0.083	0.002	0.016	0.249	0.309	0.331	0.292	0.306	0.314	0.328	0.374	0.388	0.394
	Back side	0.365	0.075	0.048	0.080	0.451	0.014	0.169	0.488	0.520	0.891	0.507	0.662	0.878	1.033	0.910	1.065	1.018
LTE Band 30	Front side	0.109	0.020	0.001	0.061	0.083	0.002	0.016	0.131	0.191	0.213	0.174	0.188	0.196	0.209	0.256	0.270	0.275
	Back side	0.223	0.075	0.048	0.080	0.451	0.014	0.169	0.346	0.378	0.749	0.365	0.520	0.736	0.891	0.768	0.923	0.876
LTE Band 41	Front side	0.147	0.020	0.001	0.061	0.083	0.002	0.016	0.169	0.229	0.251	0.212	0.226	0.234	0.248	0.294	0.308	0.314
	Back side	0.208	0.075	0.048	0.080	0.451	0.014	0.169	0.331	0.363	0.734	0.350	0.505	0.721	0.876	0.753	0.908	0.861
LTE Band 48	Front side	0.063	0.020	0.001	0.061	0.083	0.002	0.016	0.085	0.145	0.167	0.128	0.142	0.150	0.164	0.210	0.224	0.230
	Back side	0.098	0.075	0.048	0.080	0.451	0.014	0.169	0.221	0.253	0.624	0.239	0.395	0.610	0.766	0.642	0.798	0.751
LTE Band 66	Front side	0.245	0.020	0.001	0.061	0.083	0.002	0.016	0.267	0.327	0.349	0.310	0.324	0.332	0.346	0.392	0.406	0.412
	Back side	0.276	0.075	0.048	0.080	0.451	0.014	0.169	0.399	0.431	0.802	0.418	0.573	0.789	0.944	0.821	0.976	0.929
LTE Band 71	Front side	0.038	0.020	0.001	0.061	0.083	0.002	0.016	0.060	0.120	0.141	0.103	0.117	0.124	0.138	0.184	0.198	0.204
	Back side	0.032	0.075	0.048	0.080	0.451	0.014	0.169	0.154	0.186	0.557	0.173	0.328	0.544	0.699	0.576	0.731	0.685
NR n41	Front side	0.032	0.020	0.001	0.061	0.083	0.002	0.016	0.054	0.114	0.136	0.097	0.111	0.119	0.133	0.179	0.193	0.199
	Back side	0.212	0.075	0.048	0.080	0.451	0.014	0.169	0.334	0.366	0.737	0.353	0.508	0.724	0.880	0.756	0.912	0.865

Unless otherwise stated the results shown in this test report refer only to the sample(s) tested and such sample(s) are retained for 90 days only.
除非另有說明，此報告結果僅對測試之樣品負責，同時此樣品僅保留90天。本報告未經本公司書面許可，不可部份複製。
This document is issued by the Company subject to its General Conditions of Service printed overleaf, available on request or accessible at http://www.sgs.com.tw/Terms-and-Conditions and for electronic format documents, subject to Terms and Conditions for Electronic Documents at http://www.sgs.com.tw/Terms-and-Conditions. Attention is drawn to the limitation of liability, indemnification and jurisdiction issues defined therein. Any holder of this document is advised that information contained hereon reflects the Company's findings at the time of its intervention only and within the limits of Client's instructions, if any. The Company's sole responsibility is to its Client and this document does not exonerate parties to a transaction from exercising all their rights and obligations under the transaction documents. This document cannot be reproduced except in full, without prior written approval of the Company. Any unauthorized alteration, forgery or falsification of the content or appearance of this document is unlawful and offenders may be prosecuted to the fullest extent of the law.

Gaming_Hotspot_UAT

The simultaneous body exposure conditions for WLAN(Gaming mode) with WWAN(UAT)

WWAN	Exposure position 1g(W/kg)	1	2	3	4	5	6	7	Scenario 1	Scenario 2	Scenario 3	Scenario 4	Scenario 5	Scenario 6	Scenario 7	Scenario 8	Scenario 9	Scenario 10
		WWAN	WLAN 2.4GHz Chain 0	WLAN 2.4GHz Chain 1	WLAN 5GHz Chain 0	WLAN 5GHz Chain 1	Bluetooth Chain0	Bluetooth Chain1	1+2+3 Sum	1+2+4 Sum	1+2+5 Sum	1+3+4+6 Sum	1+3+4+7 Sum	1+3+5+6 Sum	1+3+5+7 Sum	1+4+5+6 Sum	1+4+5+7 Sum	1+2+3+4 +5 Sum
GPRS 850	Front side	0.531	0.050	0.011	0.069	0.122	0.006	0.026	0.592	0.650	0.703	0.617	0.637	0.670	0.690	0.727	0.748	0.783
	Back side	0.394	0.154	0.032	0.114	0.601	0.039	0.076	0.580	0.662	1.149	0.578	0.615	1.065	1.102	1.147	1.184	1.295
	Top side	0.285	0.083	0.001	0.053	0.029	0.010	0.001	0.369	0.420	0.396	0.348	0.339	0.324	0.315	0.375	0.367	0.450
	Botom side	0.006	0.001	0.006	0.002	0.024	0.001	0.020	0.013	0.009	0.031	0.015	0.034	0.037	0.056	0.034	0.053	0.039
	Right side	0.241	0.010	0.002	0.043	0.090	0.002	0.004	0.253	0.294	0.340	0.289	0.290	0.335	0.336	0.376	0.377	0.386
	Left side	0.140	0.056	0.007	0.017	0.003	0.017	0.016	0.203	0.213	0.199	0.182	0.180	0.168	0.166	0.178	0.176	0.223
WCDMA Band V	Front side	0.299	0.050	0.011	0.069	0.122	0.006	0.026	0.360	0.417	0.470	0.385	0.405	0.438	0.458	0.495	0.516	0.551
	Back side	0.262	0.154	0.032	0.114	0.601	0.039	0.076	0.448	0.530	1.017	0.446	0.483	0.933	0.970	1.015	1.052	1.163
	Top side	0.248	0.083	0.001	0.053	0.029	0.010	0.001	0.332	0.384	0.360	0.311	0.303	0.287	0.279	0.339	0.330	0.413
	Botom side	0.003	0.001	0.006	0.002	0.024	0.001	0.020	0.010	0.006	0.028	0.012	0.031	0.034	0.053	0.030	0.049	0.036
	Right side	0.152	0.010	0.002	0.043	0.090	0.002	0.004	0.164	0.205	0.252	0.200	0.201	0.246	0.248	0.287	0.289	0.297
	Left side	0.096	0.056	0.007	0.017	0.003	0.017	0.016	0.159	0.169	0.156	0.138	0.137	0.124	0.123	0.134	0.133	0.180
LTE Band 12	Front side	0.174	0.050	0.011	0.069	0.122	0.006	0.026	0.235	0.292	0.345	0.260	0.280	0.313	0.333	0.370	0.391	0.426
	Back side	0.140	0.154	0.032	0.114	0.601	0.039	0.076	0.326	0.408	0.896	0.325	0.362	0.812	0.849	0.894	0.931	1.041
	Top side	0.122	0.083	0.001	0.053	0.029	0.010	0.001	0.207	0.258	0.234	0.186	0.177	0.162	0.153	0.213	0.204	0.288
	Botom side	0.003	0.001	0.006	0.002	0.024	0.001	0.020	0.009	0.006	0.028	0.012	0.031	0.034	0.053	0.030	0.049	0.036
	Right side	0.105	0.010	0.002	0.043	0.090	0.002	0.004	0.118	0.159	0.205	0.153	0.155	0.199	0.201	0.240	0.242	0.251
	Left side	0.007	0.056	0.007	0.017	0.003	0.017	0.016	0.070	0.080	0.066	0.049	0.048	0.035	0.034	0.045	0.044	0.091
LTE Band 13	Front side	0.314	0.050	0.011	0.069	0.122	0.006	0.026	0.375	0.433	0.486	0.400	0.420	0.453	0.473	0.511	0.531	0.566
	Back side	0.268	0.154	0.032	0.114	0.601	0.039	0.076	0.454	0.536	1.023	0.452	0.490	0.940	0.977	1.022	1.059	1.169
	Top side	0.200	0.083	0.001	0.053	0.029	0.010	0.001	0.284	0.335	0.311	0.263	0.254	0.239	0.230	0.291	0.282	0.365
	Botom side	0.007	0.001	0.006	0.002	0.024	0.001	0.020	0.014	0.010	0.032	0.016	0.035	0.038	0.057	0.034	0.053	0.040
	Right side	0.158	0.010	0.002	0.043	0.090	0.002	0.004	0.171	0.212	0.258	0.206	0.208	0.253	0.254	0.294	0.295	0.304
	Left side	0.083	0.056	0.007	0.017	0.003	0.017	0.016	0.146	0.156	0.142	0.125	0.124	0.111	0.110	0.121	0.120	0.167
LTE Band 26	Front side	0.326	0.050	0.011	0.069	0.122	0.006	0.026	0.387	0.444	0.497	0.412	0.432	0.465	0.485	0.522	0.543	0.578
	Back side	0.258	0.154	0.032	0.114	0.601	0.039	0.076	0.445	0.526	1.014	0.443	0.480	0.930	0.967	1.012	1.049	1.160
	Top side	0.204	0.083	0.001	0.053	0.029	0.010	0.001	0.289	0.340	0.316	0.268	0.259	0.244	0.235	0.295	0.286	0.370
	Botom side	0.001	0.001	0.006	0.002	0.024	0.001	0.020	0.008	0.004	0.026	0.010	0.029	0.032	0.051	0.028	0.048	0.034
	Right side	0.131	0.010	0.002	0.043	0.090	0.002	0.004	0.144	0.185	0.231	0.179	0.181	0.225	0.227	0.266	0.268	0.277
	Left side	0.102	0.056	0.007	0.017	0.003	0.017	0.016	0.165	0.175	0.161	0.144	0.143	0.130	0.129	0.140	0.139	0.186
LTE Band 71	Front side	0.128	0.050	0.011	0.069	0.122	0.006	0.026	0.189	0.247	0.300	0.214	0.234	0.267	0.287	0.325	0.345	0.380
	Back side	0.114	0.154	0.032	0.114	0.601	0.039	0.076	0.300	0.382	0.869	0.299	0.336	0.786	0.823	0.868	0.905	1.015
	Top side	0.095	0.083	0.001	0.053	0.029	0.010	0.001	0.179	0.231	0.207	0.158	0.150	0.134	0.126	0.186	0.177	0.260
	Botom side	0.001	0.001	0.006	0.002	0.024	0.001	0.020	0.008	0.004	0.026	0.010	0.029	0.032	0.051	0.028	0.048	0.034
	Right side	0.002	0.010	0.002	0.043	0.090	0.002	0.004	0.015	0.056	0.102	0.050	0.052	0.097	0.098	0.138	0.139	0.148
	Left side	0.068	0.056	0.007	0.017	0.003	0.017	0.016	0.131	0.141	0.127	0.110	0.108	0.096	0.095	0.106	0.104	0.151
NR n41	Front side	0.084	0.050	0.011	0.069	0.122	0.006	0.026	0.145	0.203	0.256	0.170	0.190	0.223	0.243	0.281	0.301	0.336
	Back side	0.217	0.154	0.032	0.114	0.601	0.039	0.076	0.403	0.485	0.972	0.401	0.438	0.888	0.926	0.970	1.007	1.118
	Top side	0.006	0.083	0.001	0.053	0.029	0.010	0.001	0.090	0.142	0.118	0.069	0.060	0.045	0.036	0.097	0.088	0.171
	Botom side	0.004	0.001	0.006	0.002	0.024	0.001	0.020	0.011	0.007	0.029	0.013	0.032	0.035	0.054	0.032	0.051	0.037
	Right side	0.013	0.010	0.002	0.043	0.090	0.002	0.004	0.026	0.067	0.113	0.061	0.063	0.107	0.109	0.148	0.150	0.159
	Left side	0.025	0.056	0.007	0.017	0.003	0.017	0.016	0.088	0.098	0.084	0.067	0.066	0.053	0.052	0.063	0.062	0.109

Unless otherwise stated the results shown in this test report refer only to the sample(s) tested and such sample(s) are retained for 90 days only.
除非另有說明，此報告結果僅對測試之樣品負責，同時此樣品僅保留90天。本報告未經本公司書面許可，不可部份複製。
This document is issued by the Company subject to its General Conditions of Service printed overleaf, available on request or accessible at http://www.sgs.com.tw/Terms-and-Conditions and for electronic format documents, subject to Terms and Conditions for Electronic Documents at http://www.sgs.com.tw/Terms-and-Conditions. Attention is drawn to the limitation of liability, indemnification and jurisdiction issues defined therein. Any holder of this document is advised that information contained hereon reflects the Company's findings at the time of its intervention only and within the limits of Client's instructions, if any. The Company's sole responsibility is to its Client and this document does not exonerate parties to a transaction from exercising all their rights and obligations under the transaction documents. This document cannot be reproduced except in full, without prior written approval of the Company. Any unauthorized alteration, forgery or falsification of the content or appearance of this document is unlawful and offenders may be prosecuted to the fullest extent of the law.

Gaming_Hotspot_LAT

The simultaneous body exposure conditions for WLAN(Gaming mode) with WWAN(UAT)

WWAN	Exposure position 1g(W/kg)	1	2	3	4	5	6	7	Scenario 1	Scenario 2	Scenario 3	Scenario 4	Scenario 5	Scenario 6	Scenario 7	Scenario 8	Scenario 9	Scenario 10
		WWAN	WLAN 2.4GHz Chain 0	WLAN 2.4GHz Chain 1	WLAN 5GHz Chain 0	WLAN 5GHz Chain 1	Bluetooth Chain0	Bluetooth Chain1	1+2+3 Sum	1+2+4 Sum	1+2+5 Sum	1+3+4+6 Sum	1+3+4+7 Sum	1+3+5+6 Sum	1+3+5+7 Sum	1+4+5+6 Sum	1+4+5+7 Sum	1+2+3+4 +5 Sum
GPRS 850	Front side	0.648	0.050	0.011	0.069	0.122	0.006	0.026	0.709	0.766	0.819	0.734	0.754	0.787	0.807	0.844	0.865	0.900
	Back side	0.512	0.154	0.032	0.114	0.601	0.039	0.076	0.698	0.780	1.267	0.696	0.733	1.184	1.221	1.266	1.303	1.413
	Top side	0.001	0.083	0.001	0.053	0.029	0.010	0.001	0.086	0.137	0.113	0.065	0.056	0.041	0.032	0.092	0.084	0.167
	Botom side	0.499	0.001	0.006	0.002	0.024	0.001	0.020	0.506	0.502	0.524	0.508	0.527	0.530	0.549	0.526	0.546	0.532
	Right side	0.465	0.010	0.002	0.043	0.090	0.002	0.004	0.478	0.519	0.565	0.513	0.514	0.559	0.561	0.600	0.602	0.610
	Left side	0.120	0.056	0.007	0.017	0.003	0.017	0.016	0.183	0.193	0.180	0.162	0.161	0.148	0.147	0.158	0.157	0.204
GPRS 1900	Front side	0.393	0.050	0.011	0.069	0.122	0.006	0.026	0.454	0.512	0.565	0.479	0.499	0.532	0.552	0.590	0.610	0.645
	Back side	0.433	0.154	0.032	0.114	0.601	0.039	0.076	0.619	0.701	1.188	0.617	0.655	1.105	1.142	1.187	1.224	1.334
	Top side	0.001	0.083	0.001	0.053	0.029	0.010	0.001	0.085	0.137	0.113	0.064	0.056	0.040	0.032	0.092	0.083	0.166
	Botom side	1.136	0.001	0.006	0.002	0.024	0.001	0.020	1.143	1.139	1.161	1.145	1.164	1.167	1.186	1.163	1.182	1.169
	Right side	0.146	0.010	0.002	0.043	0.090	0.002	0.004	0.158	0.199	0.245	0.194	0.195	0.240	0.241	0.281	0.282	0.291
	Left side	0.240	0.056	0.007	0.017	0.003	0.017	0.016	0.303	0.313	0.299	0.282	0.280	0.268	0.267	0.278	0.276	0.323
WCDMA Band II	Front side	0.209	0.050	0.011	0.069	0.122	0.006	0.026	0.270	0.328	0.381	0.295	0.315	0.348	0.368	0.406	0.426	0.461
	Back side	0.373	0.154	0.032	0.114	0.601	0.039	0.076	0.559	0.641	1.128	0.557	0.594	1.044	1.081	1.126	1.163	1.274
	Top side	0.003	0.083	0.001	0.053	0.029	0.010	0.001	0.087	0.139	0.115	0.066	0.058	0.042	0.034	0.094	0.085	0.168
	Botom side	1.172	0.001	0.006	0.002	0.024	0.001	0.020	1.179	1.175	1.197	1.181	1.200	1.203	1.222	1.200	1.219	1.205
	Right side	0.069	0.010	0.002	0.043	0.090	0.002	0.004	0.082	0.123	0.169	0.117	0.119	0.163	0.165	0.204	0.206	0.215
	Left side	0.124	0.056	0.007	0.017	0.003	0.017	0.016	0.187	0.197	0.183	0.165	0.164	0.152	0.150	0.162	0.160	0.207
WCDMA Band IV	Front side	0.292	0.050	0.011	0.069	0.122	0.006	0.026	0.353	0.411	0.464	0.378	0.398	0.431	0.451	0.489	0.509	0.544
	Back side	0.495	0.154	0.032	0.114	0.601	0.039	0.076	0.681	0.763	1.251	0.680	0.717	1.167	1.204	1.249	1.286	1.396
	Top side	0.001	0.083	0.001	0.053	0.029	0.010	0.001	0.085	0.137	0.113	0.064	0.056	0.040	0.032	0.092	0.083	0.166
	Botom side	1.098	0.001	0.006	0.002	0.024	0.001	0.020	1.104	1.101	1.123	1.106	1.126	1.128	1.148	1.125	1.144	1.130
	Right side	0.070	0.010	0.002	0.043	0.090	0.002	0.004	0.083	0.124	0.170	0.118	0.120	0.164	0.166	0.205	0.207	0.216
	Left side	0.164	0.056	0.007	0.017	0.003	0.017	0.016	0.227	0.237	0.223	0.206	0.204	0.192	0.191	0.202	0.200	0.247
WCDMA Band V	Front side	0.638	0.050	0.011	0.069	0.122	0.006	0.026	0.698	0.756	0.809	0.723	0.744	0.776	0.797	0.834	0.854	0.889
	Back side	0.565	0.154	0.032	0.114	0.601	0.039	0.076	0.751	0.833	1.321	0.750	0.787	1.237	1.274	1.319	1.356	1.466
	Top side	0.002	0.083	0.001	0.053	0.029	0.010	0.001	0.086	0.137	0.113	0.065	0.056	0.041	0.032	0.093	0.084	0.167
	Botom side	0.382	0.001	0.006	0.002	0.024	0.001	0.020	0.388	0.385	0.407	0.390	0.410	0.412	0.432	0.409	0.428	0.415
	Right side	0.188	0.010	0.002	0.043	0.090	0.002	0.004	0.201	0.242	0.288	0.236	0.238	0.283	0.284	0.324	0.325	0.334
	Left side	0.127	0.056	0.007	0.017	0.003	0.017	0.016	0.190	0.200	0.186	0.169	0.167	0.155	0.154	0.165	0.164	0.211
LTE Band 7	Front side	0.343	0.050	0.011	0.069	0.122	0.006	0.026	0.404	0.462	0.515	0.429	0.449	0.482	0.502	0.540	0.560	0.595
	Back side	0.365	0.154	0.032	0.114	0.601	0.039	0.076	0.551	0.633	1.120	0.549	0.586	1.036	1.073	1.118	1.155	1.266
	Top side	0.002	0.083	0.001	0.053	0.029	0.010	0.001	0.086	0.138	0.114	0.065	0.057	0.041	0.033	0.093	0.084	0.167
	Botom side	0.825	0.001	0.006	0.002	0.024	0.001	0.020	0.832	0.828	0.850	0.834	0.853	0.856	0.875	0.852	0.872	0.858
	Right side	0.071	0.010	0.002	0.043	0.090	0.002	0.004	0.083	0.124	0.171	0.119	0.120	0.165	0.166	0.206	0.208	0.216
	Left side	0.246	0.056	0.007	0.017	0.003	0.017	0.016	0.309	0.319	0.305	0.288	0.286	0.274	0.273	0.284	0.283	0.330
LTE Band 12	Front side	0.287	0.050	0.011	0.069	0.122	0.006	0.026	0.348	0.406	0.459	0.373	0.393	0.426	0.446	0.484	0.504	0.539
	Back side	0.272	0.154	0.032	0.114	0.601	0.039	0.076	0.458	0.540	1.027	0.456	0.493	0.944	0.981	1.025	1.063	1.173
	Top side	0.001	0.083	0.001	0.053	0.029	0.010	0.001	0.086	0.137	0.113	0.065	0.056	0.041	0.032	0.092	0.083	0.167
	Botom side	0.236	0.001	0.006	0.002	0.024	0.001	0.020	0.243	0.239	0.261	0.245	0.264	0.267	0.286	0.263	0.282	0.269
	Right side	0.003	0.010	0.002	0.043	0.090	0.002	0.004	0.016	0.057	0.103	0.051	0.053	0.097	0.099	0.138	0.140	0.149
	Left side	0.003	0.056	0.007	0.017	0.003	0.017	0.016	0.066	0.076	0.062	0.045	0.043	0.031	0.030	0.041	0.040	0.087
LTE Band 13	Front side	0.458	0.050	0.011	0.069	0.122	0.006	0.026	0.519	0.577	0.630	0.544	0.564	0.597	0.617	0.655	0.675	0.710
	Back side	0.395	0.154	0.032	0.114	0.601	0.039	0.076	0.582	0.664	1.151	0.580	0.617	1.067	1.104	1.149	1.186	1.297
	Top side	0.002	0.083	0.001	0.053	0.029	0.010	0.001	0.086	0.137	0.113	0.065	0.056	0.041	0.032	0.093	0.084	0.167
	Botom side	0.304	0.001	0.006	0.002	0.024	0.001	0.020	0.311	0.307	0.329	0.313	0.332	0.335	0.354	0.331	0.350	0.337
	Right side	0.003	0.010	0.002	0.043	0.090	0.002	0.004	0.015	0.056	0.103	0.051	0.052	0.097	0.099	0.138	0.140	0.148
	Left side	0.002	0.056	0.007	0.017	0.003	0.017	0.016	0.065	0.075	0.061	0.043	0.042	0.030	0.028	0.040	0.038	0.085
LTE Band 25	Front side	0.442	0.050	0.011	0.069	0.122	0.006	0.026	0.503	0.561	0.614	0.528	0.548	0.581	0.601	0.639	0.659	0.694
	Back side	0.475	0.154	0.032	0.114	0.601	0.039	0.076	0.661	0.743	1.230	0.660	0.697	1.147	1.184	1.229	1.266	1.376
	Top side	0.001	0.083	0.001	0.053	0.029	0.010	0.001	0.085	0.137	0.113	0.064	0.056	0.040	0.032	0.092	0.083	0.166
	Botom side	1.152	0.001	0.006	0.002	0.024	0.001	0.020	1.159	1.155	1.177	1.161	1.180	1.183	1.202	1.179	1.198	1.185
	Right side	0.012	0.010	0.002	0.043	0.090	0.002	0.004	0.025	0.066	0.112	0.060	0.062	0.106	0.108	0.147	0.149	0.158
	Left side	0.225	0.056	0.007	0.017	0.003	0.017	0.016	0.288	0.297	0.284	0.266	0.265	0.253	0.251	0.263	0.261	0.308
LTE Band 26	Front side	0.482	0.050	0.011	0.069	0.122	0.006	0.026	0.543	0.601	0.654	0.568	0.588	0.621	0.641	0.679	0.699	0.734
	Back side	0.471	0.154	0.032	0.114	0.601	0.039	0.076	0.657	0.739	1.227	0.656	0.693	1.143	1.180	1.225	1.262	1.372
	Top side	0.006	0.083	0.001	0.053	0.029	0.010	0.001	0.091	0.142	0.118	0.070	0.061	0.046	0.037	0.097	0.088	0.172
	Botom side	0.438	0.001	0.006	0.002	0.024	0.001	0.020	0.444	0.441	0.463	0.446	0.466	0.468	0.488	0.465	0.484	0.471
	Right side	0.338	0.010	0.002	0.043	0.090	0.002	0.004	0.351	0.392	0.438	0.386	0.387	0.432	0.434	0.473	0.475	0.483
	Left side	0.076	0.056	0.007	0.017	0.003	0.017	0.016	0.139	0.149	0.135	0.118	0.116	0.104	0.103	0.114	0.112	0.159
LTE Band 30	Front side	0.475	0.050	0.011	0.069	0.122	0.006	0.026	0.535	0.593	0.646	0.560	0.581	0.613	0.634	0.671	0.691	0.726
	Back side	0.488	0.154	0.032	0.114	0.601	0.039	0.076	0.674	0.756	1.243	0.673	0.710	1.160	1.197	1.242	1.279	1.389
	Top side	0.007	0.083	0.001	0.053	0.029	0.010	0.001	0.091	0.143	0.119	0.070	0.061	0.046	0.037	0.098	0.089	0.172
	Botom side	0.636	0.001	0.006	0.002	0.024	0.001	0.020	0.642	0.639	0.661	0.645	0.664	0.667	0.686	0.663	0.682	0.669
	Right side	0.049	0.010	0.002	0.043	0.090	0.002	0.004	0.061	0.102	0.149	0.097	0.098	0.143	0.144	0.184	0.185	0.194
	Left side	0.330	0.056	0.007	0.017	0.003	0.017	0.016	0.393	0.403	0.390	0.372	0.371	0.358	0.357	0.368	0.367	0.414
LTE Band 41	Front side	0.355	0.050	0.011	0.069	0.122	0.006	0.026	0.416	0.474	0.527	0.441	0.461	0.494	0.514	0.552	0.572	0.607
	Back side	0.470	0.154	0.032	0.114	0.601	0.039	0.076	0.656	0.738	1.225	0.654	0.691	1.141	1.178	1.223	1.260	1.371
	Top side	0.002	0.083	0.001	0.053	0.029	0.010	0.001	0.086	0.138	0.114	0.065	0.057	0.041	0.033	0.093	0.084	0.167
	Botom side	0.606	0.001	0.006	0.002	0.024	0.001	0.020	0.612	0.609	0.631	0.614	0.634	0.636	0.656	0.633	0.652	0.638
	Right side	0.005	0.010	0.002	0.043	0.090	0.002	0.004	0.017	0.058	0.104	0.053	0.054	0.099	0.100	0.140	0.141	0.150
	Left side	0.252	0.056	0.007	0.017	0.003	0.017	0.016	0.315	0.325	0.311	0.294	0.292	0.280	0.279	0.290	0.289	0.336
LTE Band 48	Front side	0.061	0.050	0.011	0.069	0.122	0.006	0.026	0.122	0.180	0.233	0.147	0.167	0.200	0.220	0.258	0.278	0.313
	Back side	0.208	0.154	0.032	0.114	0.601	0.039	0.076	0.394	0.476	0.963	0.393	0.430	0.880	0.917	0.962	0.999	1.109
	Top side	0.028	0.083	0.001	0.053	0.029	0.010	0.001	0.112	0.164	0.140	0.091	0.082	0.067	0.058	0.119	0.110	0.193
	Botom side	0.001	0.001	0.006	0.002	0.024	0.001	0.020	0.008	0.004	0.026	0.010	0.029	0.032	0.051	0.028	0.047	0.034
	Right side	0.130	0.010	0.002	0.043	0.090	0.002	0.004	0.143	0.184	0.230	0.178	0.180	0.225	0.226	0.266	0.267	0.276
	Left side	0.010	0.056	0.007	0.017	0.003	0.017	0.016	0.073	0.083	0.070	0.052	0.051	0.038	0.037	0.048	0.047	0.094
LTE Band 66	Front side	0.270	0.050	0.011	0.069	0.122	0.006	0.026	0.331	0.388	0.441	0.355	0.376	0.408	0.429	0.466	0.486	0.521
	Back side	0.390	0.154	0.032	0.114	0.601	0.039	0.076	0.576	0.658	1.145	0.574	0.611	1.062	1.099	1.143	1.181	1.291
	Top side	0.004	0.083	0.001	0.053	0.029	0.010	0.001	0.088	0.140	0.116	0.068	0.059	0.044	0.035	0.095	0.086	0.169
	Botom side	1.144	0.001	0.006	0.002	0.024	0.001	0.020	1.151	1.147	1.169	1.153	1.172	1.175	1.194	1.171	1.190	1.177
	Right side	0.082	0.010	0.002	0.043	0.090	0.002	0.004	0.095	0.136	0.182	0.130	0.132	0.177	0.178	0.218	0.219	0.228
	Left side	0.145	0.056	0.007	0.017	0.003	0.017	0.016	0.208	0.218	0.205	0.187	0.186	0.173	0.172	0.183	0.182	0.229
LTE Band 71	Front side	0.236	0.050	0.011	0.069	0.122	0.006	0.026	0.297	0.355	0.408	0.322	0.342	0.375	0.395	0.433	0.453	0.488
	Back side	0.194	0.154	0.032	0.114	0.601	0.039	0.076	0.380	0.462	0.949	0.378	0.415	0.865	0.903	0.947	0.984	1.095
	Top side	0.002	0.083	0.001	0.053	0.029	0.010	0.001	0.086	0.138	0.114	0.065	0.057	0.041	0.033	0.093	0.084	0.167
	Botom side	0.221	0.001	0.006	0.002	0.024	0.001	0.020	0.228	0.224	0.246	0.230	0.249	0.252	0.271	0.248	0.267	0.254
	Right side	0.108	0.010	0.002	0.043	0.090	0.002	0.004	0.121	0.162	0.208	0.156	0.158	0.202	0.204	0.243	0.245	0.254
	Left side	0.027	0.056	0.007	0.017	0.003	0.017	0.016	0.090	0.100	0.086	0.069	0.068	0.055	0.054	0.065	0.064	0.111
NR n41	Front side	0.032	0.050	0.011	0.069	0.122	0.006	0.026	0.093	0.151	0.204	0.118	0.138	0.171	0.191	0.229	0.249	0.284
	Back side	0.571	0.154	0.032	0.114	0.601	0.039	0.076	0.757	0.839	1.326	0.755	0.792	1.242	1.279	1.324	1.361	1.472
	Top side	0.004	0.083	0.001	0.053	0.029	0.010	0.001	0.089	0.140	0.116	0.068	0.059	0.044	0.035	0.095	0.086	0.170
	Botom side	0.154	0.001	0.006	0.002	0.024	0.001	0.020	0.160	0.157	0.179	0.163	0.182	0.185	0.204	0.181	0.200	0.187
	Right side	0.025	0.010	0.002	0.043	0.090	0.002	0.004	0.038	0.079	0.125	0.073	0.075	0.119	0.121	0.160	0.162	0.171
	Left side	0.062	0.056	0.007	0.017	0.003	0.017	0.016	0.126	0.135	0.122	0.104	0.103	0.091	0.089	0.101	0.099	0.146

Unless otherwise stated the results shown in this test report refer only to the sample(s) tested and such sample(s) are retained for 90 days only.
除非另有說明，此報告結果僅對測試之樣品負責，同時此樣品僅保留90天。本報告未經本公司書面許可，不可部份複製。
This document is issued by the Company subject to its General Conditions of Service printed overleaf, available on request or accessible at http://www.sgs.com.tw/Terms-and-Conditions and for electronic format documents, subject to Terms and Conditions for Electronic Documents at http://www.sgs.com.tw/Terms-and-Conditions. Attention is drawn to the limitation of liability, indemnification and jurisdiction issues defined therein. Any holder of this document is advised that information contained hereon reflects the Company's findings at the time of its intervention only and within the limits of Client's instructions, if any. The Company's sole responsibility is to its Client and this document does not exonerate parties to a transaction from exercising all their rights and obligations under the transaction documents. This document cannot be reproduced except in full, without prior written approval of the Company. Any unauthorized alteration, forgery or falsification of the content or appearance of this document is unlawful and offenders may be prosecuted to the fullest extent of the law.

Inter-band

without WLAN_Head+Body

Head

The simultaneous head exposure conditions for LTE Inter band

WWAN	Exposure position 1g(W/kg)	0	1	Scenario 1
		LTE First Band	LTE Second Band	0+1 Sum
2A-5A(UAT)	ReCheek	0.116	0.516	0.632
	ReTilt	0.068	0.324	0.392
	LeCheek	0.173	0.369	0.542
	LeTilt	0.077	0.312	0.389
2A-5A(LAT)	ReCheek	0.116	0.071	0.187
	ReTilt	0.068	0.041	0.108
	LeCheek	0.173	0.046	0.219
	LeTilt	0.077	0.025	0.103
2A-12A(UAT)	ReCheek	0.116	0.361	0.477
	ReTilt	0.068	0.237	0.305
	LeCheek	0.173	0.269	0.443
	LeTilt	0.077	0.174	0.251
2A-12A(LAT)	ReCheek	0.116	0.086	0.202
	ReTilt	0.068	0.032	0.100
	LeCheek	0.173	0.045	0.218
	LeTilt	0.077	0.012	0.090
4A-5A(UAT)	ReCheek	0.122	0.516	0.638
	ReTilt	0.083	0.324	0.407
	LeCheek	0.174	0.369	0.543
	LeTilt	0.107	0.312	0.419
4A-5A(LAT)	ReCheek	0.122	0.071	0.193
	ReTilt	0.083	0.041	0.123
	LeCheek	0.174	0.046	0.220
	LeTilt	0.107	0.025	0.132
4A-12A(UAT)	ReCheek	0.122	0.361	0.483
	ReTilt	0.083	0.237	0.320
	LeCheek	0.174	0.269	0.443
	LeTilt	0.107	0.174	0.280
4A-12A(LAT)	ReCheek	0.122	0.086	0.208
	ReTilt	0.083	0.032	0.115
	LeCheek	0.174	0.045	0.218
	LeTilt	0.107	0.012	0.119
12A(UAT)-66A	ReCheek	0.361	0.122	0.483
	ReTilt	0.237	0.083	0.320
	LeCheek	0.269	0.174	0.443
	LeTilt	0.174	0.107	0.280
12A(LAT)-66A	ReCheek	0.086	0.122	0.208
	ReTilt	0.032	0.083	0.115
	LeCheek	0.045	0.174	0.218
	LeTilt	0.012	0.107	0.119

Unless otherwise stated the results shown in this test report refer only to the sample(s) tested and such sample(s) are retained for 90 days only.
除非另有說明，此報告結果僅對測試之樣品負責，同時此樣品僅保留90天。本報告未經本公司書面許可，不可部份複製。
This document is issued by the Company subject to its General Conditions of Service printed overleaf, available on request or accessible at http://www.sgs.com.tw/Terms-and-Conditions and for electronic format documents, subject to Terms and Conditions for Electronic Documents at http://www.sgs.com.tw/Terms-and-Conditions. Attention is drawn to the limitation of liability, indemnification and jurisdiction issues defined therein. Any holder of this document is advised that information contained hereon reflects the Company's findings at the time of its intervention only and within the limits of Client's instructions, if any. The Company's sole responsibility is to its Client and this document does not exonerate parties to a transaction from exercising all their rights and obligations under the transaction documents. This document cannot be reproduced except in full, without prior written approval of the Company. Any unauthorized alteration, forgery or falsification of the content or appearance of this document is unlawful and offenders may be prosecuted to the fullest extent of the law.

Body-worn

The simultaneous body-worn exposure conditions for LTE Inter band

WWAN	Exposure position 1g(W/kg)	0	1	Scenario 1
		LTE First Band	LTE Second Band	0+1 Sum
2A-5A(UAT)	Front side	0.267	0.162	0.430
	Back side	0.313	0.123	0.437
2A-5A(LAT)	Front side	0.267	0.113	0.381
	Back side	0.313	0.186	0.499
2A-12A(UAT)	Front side	0.267	0.091	0.359
	Back side	0.313	0.071	0.384
2A-12A(LAT)	Front side	0.267	0.055	0.322
	Back side	0.313	0.159	0.473
4A-5A(UAT)	Front side	0.122	0.162	0.285
	Back side	0.137	0.123	0.260
4A-5A(LAT)	Front side	0.122	0.113	0.235
	Back side	0.137	0.186	0.323
4A-12A(UAT)	Front side	0.122	0.091	0.213
	Back side	0.137	0.071	0.208
4A-12A(LAT)	Front side	0.122	0.055	0.177
	Back side	0.137	0.159	0.296
12A(UAT)-66A	Front side	0.091	0.122	0.213
	Back side	0.071	0.137	0.208
12A(LAT)-66A	Front side	0.055	0.122	0.177
	Back side	0.159	0.137	0.296

Unless otherwise stated the results shown in this test report refer only to the sample(s) tested and such sample(s) are retained for 90 days only.
除非另有說明，此報告結果僅對測試之樣品負責，同時此樣品僅保留90天。本報告未經本公司書面許可，不可部份複製。
This document is issued by the Company subject to its General Conditions of Service printed overleaf, available on request or accessible at http://www.sgs.com.tw/Terms-and-Conditions and for electronic format documents, subject to Terms and Conditions for Electronic Documents at http://www.sgs.com.tw/Terms-and-Conditions. Attention is drawn to the limitation of liability, indemnification and jurisdiction issues defined therein. Any holder of this document is advised that information contained hereon reflects the Company's findings at the time of its intervention only and within the limits of Client's instructions, if any. The Company's sole responsibility is to its Client and this document does not exonerate parties to a transaction from exercising all their rights and obligations under the transaction documents. This document cannot be reproduced except in full, without prior written approval of the Company. Any unauthorized alteration, forgery or falsification of the content or appearance of this document is unlawful and offenders may be prosecuted to the fullest extent of the law.

with WLAN SISO_Head+Body

Calling_Head

The simultaneous head exposure conditions for WLAN(calling mode) with WWAN

WWAN	Exposure position 1g(W/kg)	0	1	2	3	4	5	6	7	Scenario 1	Scenario 2	Scenario 3	Scenario 4	Scenario 5	Scenario 6
		LTE First Band	LTE Second Band	WLAN 2.4GHz Chain 0	WLAN 2.4GHz Chain 1	WLAN 5GHz Chain 0	WLAN 5GHz Chain 1	Bluetooth Chain0	Bluetooth Chain1	0+1+2 Sum	0+1+3+6 Sum	0+1+4+6 Sum	0+1+4+7 Sum	0+1+5+6 Sum	0+1+5+7 Sum
2A-5A(UAT)	ReCheek	0.116	0.516	0.225	0.196	0.252	0.175	0.195	0.050	0.856	1.022	1.078	0.933	1.001	0.856
	ReTilt	0.068	0.324	0.103	0.060	0.132	0.072	0.073	0.023	0.495	0.525	0.597	0.548	0.537	0.488
	LeCheek	0.173	0.369	0.466	0.082	0.466	0.093	0.235	0.030	1.008	0.859	1.243	1.038	0.870	0.664
	LeTilt	0.077	0.312	0.213	0.045	0.192	0.043	0.091	0.015	0.603	0.526	0.673	0.597	0.524	0.447
2A-5A(LAT)	ReCheek	0.116	0.071	0.225	0.196	0.252	0.175	0.195	0.050	0.412	0.578	0.633	0.489	0.557	0.412
	ReTilt	0.068	0.041	0.103	0.060	0.132	0.072	0.073	0.023	0.212	0.242	0.314	0.264	0.254	0.204
	LeCheek	0.173	0.046	0.466	0.082	0.466	0.093	0.235	0.030	0.685	0.536	0.920	0.714	0.546	0.341
	LeTilt	0.077	0.025	0.213	0.045	0.192	0.043	0.091	0.015	0.316	0.239	0.387	0.310	0.237	0.161
2A-12A(UAT)	ReCheek	0.116	0.361	0.225	0.196	0.252	0.175	0.195	0.050	0.702	0.868	0.924	0.779	0.847	0.702
	ReTilt	0.068	0.237	0.103	0.060	0.132	0.072	0.073	0.023	0.408	0.439	0.510	0.461	0.450	0.401
	LeCheek	0.173	0.269	0.466	0.082	0.466	0.093	0.235	0.030	0.909	0.759	1.143	0.938	0.770	0.564
	LeTilt	0.077	0.174	0.213	0.045	0.192	0.043	0.091	0.015	0.464	0.387	0.535	0.459	0.385	0.309
2A-12A(LAT)	ReCheek	0.116	0.086	0.225	0.196	0.252	0.175	0.195	0.050	0.426	0.593	0.648	0.503	0.571	0.427
	ReTilt	0.068	0.032	0.103	0.060	0.132	0.072	0.073	0.023	0.204	0.234	0.306	0.256	0.246	0.196
	LeCheek	0.173	0.045	0.466	0.082	0.466	0.093	0.235	0.030	0.684	0.534	0.919	0.713	0.545	0.340
	LeTilt	0.077	0.012	0.213	0.045	0.192	0.043	0.091	0.015	0.303	0.226	0.374	0.297	0.224	0.148
4A-5A(UAT)	ReCheek	0.122	0.516	0.225	0.196	0.252	0.175	0.195	0.050	0.862	1.028	1.084	0.939	1.007	0.862
	ReTilt	0.083	0.324	0.103	0.060	0.132	0.072	0.073	0.023	0.510	0.540	0.612	0.562	0.552	0.503
	LeCheek	0.174	0.369	0.466	0.082	0.466	0.093	0.235	0.030	1.010	0.860	1.244	1.039	0.871	0.665
	LeTilt	0.107	0.312	0.213	0.045	0.192	0.043	0.091	0.015	0.632	0.555	0.702	0.626	0.553	0.477
4A-5A(LAT)	ReCheek	0.122	0.071	0.225	0.196	0.252	0.175	0.195	0.050	0.418	0.584	0.639	0.494	0.562	0.418
	ReTilt	0.083	0.041	0.103	0.060	0.132	0.072	0.073	0.023	0.227	0.257	0.329	0.279	0.269	0.219
	LeCheek	0.174	0.046	0.466	0.082	0.466	0.093	0.235	0.030	0.686	0.537	0.921	0.715	0.547	0.342
	LeTilt	0.107	0.025	0.213	0.045	0.192	0.043	0.091	0.015	0.346	0.269	0.416	0.340	0.267	0.190
4A-12A(UAT)	ReCheek	0.122	0.361	0.225	0.196	0.252	0.175	0.195	0.050	0.708	0.874	0.929	0.785	0.853	0.708
	ReTilt	0.083	0.237	0.103	0.060	0.132	0.072	0.073	0.023	0.423	0.453	0.525	0.476	0.465	0.416
	LeCheek	0.174	0.269	0.466	0.082	0.466	0.093	0.235	0.030	0.910	0.760	1.145	0.939	0.771	0.565
	LeTilt	0.107	0.174	0.213	0.045	0.192	0.043	0.091	0.015	0.494	0.417	0.564	0.488	0.415	0.339
4A-12A(LAT)	ReCheek	0.122	0.086	0.225	0.196	0.252	0.175	0.195	0.050	0.432	0.598	0.654	0.509	0.577	0.432
	ReTilt	0.083	0.032	0.103	0.060	0.132	0.072	0.073	0.023	0.218	0.249	0.321	0.271	0.261	0.211
	LeCheek	0.174	0.045	0.466	0.082	0.466	0.093	0.235	0.030	0.685	0.535	0.920	0.714	0.546	0.341
	LeTilt	0.107	0.012	0.213	0.045	0.192	0.043	0.091	0.015	0.333	0.256	0.403	0.327	0.254	0.177
12A(UAT)-66A	ReCheek	0.361	0.122	0.225	0.196	0.252	0.175	0.195	0.050	0.708	0.874	0.929	0.785	0.853	0.708
	ReTilt	0.237	0.083	0.103	0.060	0.132	0.072	0.073	0.023	0.423	0.453	0.525	0.476	0.465	0.416
	LeCheek	0.269	0.174	0.466	0.082	0.466	0.093	0.235	0.030	0.910	0.760	1.145	0.939	0.771	0.565
	LeTilt	0.174	0.107	0.213	0.045	0.192	0.043	0.091	0.015	0.494	0.417	0.564	0.488	0.415	0.339
12A(LAT)-66A	ReCheek	0.086	0.122	0.225	0.196	0.252	0.175	0.195	0.050	0.432	0.598	0.654	0.509	0.577	0.432
	ReTilt	0.032	0.083	0.103	0.060	0.132	0.072	0.073	0.023	0.218	0.249	0.321	0.271	0.261	0.211
	LeCheek	0.045	0.174	0.466	0.082	0.466	0.093	0.235	0.030	0.685	0.535	0.920	0.714	0.546	0.341
	LeTilt	0.012	0.107	0.213	0.045	0.192	0.043	0.091	0.015	0.333	0.256	0.403	0.327	0.254	0.177

Unless otherwise stated the results shown in this test report refer only to the sample(s) tested and such sample(s) are retained for 90 days only.
除非另有說明，此報告結果僅對測試之樣品負責，同時此樣品僅保留90天。本報告未經本公司書面許可，不可部份複製。
This document is issued by the Company subject to its General Conditions of Service printed overleaf, available on request or accessible at http://www.sgs.com.tw/Terms-and-Conditions and for electronic format documents, subject to Terms and Conditions for Electronic Documents at http://www.sgs.com.tw/Terms-and-Conditions. Attention is drawn to the limitation of liability, indemnification and jurisdiction issues defined therein. Any holder of this document is advised that information contained hereon reflects the Company's findings at the time of its intervention only and within the limits of Client's instructions, if any. The Company's sole responsibility is to its Client and this document does not exonerate parties to a transaction from exercising all their rights and obligations under the transaction documents. This document cannot be reproduced except in full, without prior written approval of the Company. Any unauthorized alteration, forgery or falsification of the content or appearance of this document is unlawful and offenders may be prosecuted to the fullest extent of the law.

Calling_Body-worn

The simultaneous body-worn exposure conditions for WLAN(calling mode and normal Portrait mode) with WWAN

WWAN	Exposure position 1g(W/kg)	0	1	2	3	4	5	6	7	Scenario 1	Scenario 2	Scenario 3	Scenario 4	Scenario 5	Scenario 6
		LTE First Band	LTE Second Band	WLAN 2.4GHz Chain 0	WLAN 2.4GHz Chain 1	WLAN 5GHz Chain 0	WLAN 5GHz Chain 1	Bluetooth Chain0	Bluetooth Chain1	0+1+2 Sum	0+1+3+6 Sum	0+1+4+6 Sum	0+1+4+7 Sum	0+1+5+6 Sum	0+1+5+7 Sum
2A-5A(UAT)	Front side	0.267	0.162	0.020	0.005	0.061	0.093	0.002	0.001	0.450	0.437	0.493	0.492	0.525	0.524
	Back side	0.313	0.123	0.075	0.028	0.080	0.219	0.014	0.003	0.511	0.479	0.530	0.520	0.669	0.659
2A-5A(LAT)	Front side	0.267	0.113	0.020	0.005	0.061	0.093	0.002	0.001	0.401	0.388	0.444	0.443	0.476	0.474
	Back side	0.313	0.186	0.075	0.028	0.080	0.219	0.014	0.003	0.574	0.541	0.593	0.582	0.732	0.721
2A-12A(UAT)	Front side	0.267	0.091	0.020	0.005	0.061	0.093	0.002	0.001	0.379	0.366	0.422	0.421	0.454	0.453
	Back side	0.313	0.071	0.075	0.028	0.080	0.219	0.014	0.003	0.459	0.427	0.478	0.468	0.617	0.607
2A-12A(LAT)	Front side	0.267	0.055	0.020	0.005	0.061	0.093	0.002	0.001	0.343	0.329	0.386	0.385	0.417	0.416
	Back side	0.313	0.159	0.075	0.028	0.080	0.219	0.014	0.003	0.547	0.515	0.566	0.556	0.705	0.695
4A-5A(UAT)	Front side	0.122	0.162	0.020	0.005	0.061	0.093	0.002	0.001	0.305	0.292	0.348	0.347	0.380	0.379
	Back side	0.137	0.123	0.075	0.028	0.080	0.219	0.014	0.003	0.335	0.303	0.354	0.343	0.493	0.483
4A-5A(LAT)	Front side	0.122	0.113	0.020	0.005	0.061	0.093	0.002	0.001	0.256	0.242	0.299	0.298	0.330	0.329
	Back side	0.137	0.186	0.075	0.028	0.080	0.219	0.014	0.003	0.398	0.365	0.417	0.406	0.556	0.545
4A-12A(UAT)	Front side	0.122	0.091	0.020	0.005	0.061	0.093	0.002	0.001	0.234	0.221	0.277	0.276	0.308	0.307
	Back side	0.137	0.071	0.075	0.028	0.080	0.219	0.014	0.003	0.283	0.250	0.302	0.291	0.441	0.431
4A-12A(LAT)	Front side	0.122	0.055	0.020	0.005	0.061	0.093	0.002	0.001	0.197	0.184	0.240	0.239	0.272	0.271
	Back side	0.137	0.159	0.075	0.028	0.080	0.219	0.014	0.003	0.371	0.339	0.390	0.379	0.529	0.519
12A(UAT)-66A	Front side	0.091	0.122	0.020	0.005	0.061	0.093	0.002	0.001	0.234	0.221	0.277	0.276	0.308	0.307
	Back side	0.071	0.137	0.075	0.028	0.080	0.219	0.014	0.003	0.283	0.250	0.302	0.291	0.441	0.431
12A(LAT)-66A	Front side	0.055	0.122	0.020	0.005	0.061	0.093	0.002	0.001	0.197	0.184	0.240	0.239	0.272	0.271
	Back side	0.159	0.137	0.075	0.028	0.080	0.219	0.014	0.003	0.371	0.339	0.390	0.379	0.529	0.519

Unless otherwise stated the results shown in this test report refer only to the sample(s) tested and such sample(s) are retained for 90 days only.
除非另有說明，此報告結果僅對測試之樣品負責，同時此樣品僅保留90天。本報告未經本公司書面許可，不可部份複製。
This document is issued by the Company subject to its General Conditions of Service printed overleaf, available on request or accessible at http://www.sgs.com.tw/Terms-and-Conditions and for electronic format documents, subject to Terms and Conditions for Electronic Documents at http://www.sgs.com.tw/Terms-and-Conditions. Attention is drawn to the limitation of liability, indemnification and jurisdiction issues defined therein. Any holder of this document is advised that information contained hereon reflects the Company's findings at the time of its intervention only and within the limits of Client's instructions, if any. The Company's sole responsibility is to its Client and this document does not exonerate parties to a transaction from exercising all their rights and obligations under the transaction documents. This document cannot be reproduced except in full, without prior written approval of the Company. Any unauthorized alteration, forgery or falsification of the content or appearance of this document is unlawful and offenders may be prosecuted to the fullest extent of the law.

Calling_Hotspot

The simultaneous hotspot exposure conditions for WLAN(calling mode and normal Portrait mode) with WWAN

WWAN	Exposure position 1g(W/kg)	0	1	2	3	4	5	6	7	Scenario 1	Scenario 2	Scenario 3	Scenario 4	Scenario 5	Scenario 6
		LTE First Band	LTE Second Band	WLAN 2.4GHz Chain 0	WLAN 2.4GHz Chain 1	WLAN 5GHz Chain 0	WLAN 5GHz Chain 1	Bluetooth Chain0	Bluetooth Chain1	0+1+2 Sum	0+1+3+6 Sum	0+1+4+6 Sum	0+1+4+7 Sum	0+1+5+6 Sum	0+1+5+7 Sum
2A-5A(UAT)	Front side	0.274	0.162	0.050	0.043	0.069	0.224	0.006	0.012	0.486	0.485	0.511	0.517	0.666	0.672
	Back side	0.303	0.123	0.154	0.062	0.114	0.466	0.039	0.016	0.580	0.527	0.578	0.556	0.931	0.908
	Top side	0.001	0.102	0.083	0.031	0.053	0.203	0.010	0.009	0.186	0.144	0.165	0.164	0.316	0.314
	Botom side	0.741	0.001	0.001	0.001	0.002	0.055	0.001	0.001	0.743	0.744	0.745	0.745	0.798	0.798
	Right side	0.006	0.066	0.010	0.003	0.043	0.044	0.002	0.001	0.082	0.077	0.117	0.116	0.118	0.117
	Left side	0.143	0.052	0.056	0.026	0.017	0.120	0.017	0.008	0.251	0.238	0.229	0.220	0.332	0.323
2A-5A(LAT)	Front side	0.274	0.251	0.050	0.043	0.069	0.224	0.006	0.012	0.574	0.573	0.599	0.606	0.754	0.761
	Back side	0.303	0.233	0.154	0.062	0.114	0.466	0.039	0.016	0.690	0.637	0.688	0.666	1.041	1.018
	Top side	0.001	0.003	0.083	0.031	0.053	0.203	0.010	0.009	0.087	0.045	0.066	0.065	0.217	0.215
	Botom side	0.741	0.214	0.001	0.001	0.002	0.055	0.001	0.001	0.956	0.957	0.958	0.958	1.011	1.011
	Right side	0.006	0.163	0.010	0.003	0.043	0.044	0.002	0.001	0.180	0.175	0.215	0.214	0.216	0.215
	Left side	0.143	0.038	0.056	0.026	0.017	0.120	0.017	0.008	0.237	0.224	0.215	0.206	0.318	0.309
2A-12A(UAT)	Front side	0.274	0.091	0.050	0.043	0.069	0.224	0.006	0.012	0.414	0.413	0.439	0.446	0.594	0.601
	Back side	0.303	0.071	0.154	0.062	0.114	0.466	0.039	0.016	0.528	0.475	0.526	0.504	0.878	0.856
	Top side	0.001	0.062	0.083	0.031	0.053	0.203	0.010	0.009	0.146	0.104	0.126	0.124	0.276	0.275
	Botom side	0.741	0.001	0.001	0.001	0.002	0.055	0.001	0.001	0.744	0.745	0.746	0.746	0.798	0.798
	Right side	0.006	0.052	0.010	0.003	0.043	0.044	0.002	0.001	0.068	0.063	0.103	0.102	0.104	0.103
	Left side	0.143	0.004	0.056	0.026	0.017	0.120	0.017	0.008	0.203	0.190	0.181	0.172	0.284	0.275
2A-12A(LAT)	Front side	0.274	0.149	0.050	0.043	0.069	0.224	0.006	0.012	0.472	0.471	0.497	0.503	0.652	0.659
	Back side	0.303	0.122	0.154	0.062	0.114	0.466	0.039	0.016	0.579	0.526	0.577	0.555	0.930	0.907
	Top side	0.001	0.001	0.083	0.031	0.053	0.203	0.010	0.009	0.085	0.043	0.064	0.063	0.215	0.213
	Botom side	0.741	0.113	0.001	0.001	0.002	0.055	0.001	0.001	0.855	0.856	0.857	0.857	0.910	0.910
	Right side	0.006	0.002	0.010	0.003	0.043	0.044	0.002	0.001	0.019	0.014	0.054	0.053	0.055	0.054
	Left side	0.143	0.002	0.056	0.026	0.017	0.120	0.017	0.008	0.201	0.188	0.180	0.171	0.283	0.273
4A-5A(UAT)	Front side	0.173	0.162	0.050	0.043	0.069	0.224	0.006	0.012	0.385	0.384	0.410	0.417	0.565	0.572
	Back side	0.247	0.123	0.154	0.062	0.114	0.466	0.039	0.016	0.524	0.471	0.522	0.500	0.875	0.853
	Top side	0.004	0.102	0.083	0.031	0.053	0.203	0.010	0.009	0.189	0.147	0.168	0.167	0.319	0.318
	Botom side	0.734	0.001	0.001	0.001	0.002	0.055	0.001	0.001	0.736	0.737	0.738	0.738	0.790	0.790
	Right side	0.052	0.066	0.010	0.003	0.043	0.044	0.002	0.001	0.128	0.123	0.163	0.162	0.164	0.163
	Left side	0.092	0.052	0.056	0.026	0.017	0.120	0.017	0.008	0.199	0.186	0.178	0.169	0.281	0.272
4A-5A(LAT)	Front side	0.173	0.251	0.050	0.043	0.069	0.224	0.006	0.012	0.474	0.473	0.499	0.506	0.654	0.661
	Back side	0.247	0.233	0.154	0.062	0.114	0.466	0.039	0.016	0.634	0.581	0.632	0.610	0.985	0.963
	Top side	0.004	0.003	0.083	0.031	0.053	0.203	0.010	0.009	0.090	0.048	0.070	0.068	0.220	0.219
	Botom side	0.734	0.214	0.001	0.001	0.002	0.055	0.001	0.001	0.949	0.950	0.951	0.951	1.003	1.003
	Right side	0.052	0.163	0.010	0.003	0.043	0.044	0.002	0.001	0.225	0.221	0.261	0.260	0.262	0.260
	Left side	0.092	0.038	0.056	0.026	0.017	0.120	0.017	0.008	0.185	0.172	0.164	0.155	0.267	0.258
4A-12A(UAT)	Front side	0.173	0.091	0.050	0.043	0.069	0.224	0.006	0.012	0.314	0.313	0.339	0.346	0.494	0.501
	Back side	0.247	0.071	0.154	0.062	0.114	0.466	0.039	0.016	0.472	0.419	0.470	0.448	0.823	0.800
	Top side	0.004	0.062	0.083	0.031	0.053	0.203	0.010	0.009	0.150	0.107	0.129	0.127	0.279	0.278
	Botom side	0.734	0.001	0.001	0.001	0.002	0.055	0.001	0.001	0.736	0.737	0.738	0.738	0.791	0.791
	Right side	0.052	0.052	0.010	0.003	0.043	0.044	0.002	0.001	0.114	0.109	0.149	0.148	0.150	0.149
	Left side	0.092	0.004	0.056	0.026	0.017	0.120	0.017	0.008	0.151	0.138	0.130	0.121	0.233	0.224
4A-12A(LAT)	Front side	0.173	0.149	0.050	0.043	0.069	0.224	0.006	0.012	0.372	0.370	0.396	0.403	0.552	0.558
	Back side	0.247	0.122	0.154	0.062	0.114	0.466	0.039	0.016	0.523	0.470	0.521	0.499	0.874	0.852
	Top side	0.004	0.001	0.083	0.031	0.053	0.203	0.010	0.009	0.088	0.046	0.068	0.066	0.218	0.217
	Botom side	0.734	0.113	0.001	0.001	0.002	0.055	0.001	0.001	0.848	0.849	0.850	0.850	0.902	0.902
	Right side	0.052	0.002	0.010	0.003	0.043	0.044	0.002	0.001	0.064	0.059	0.100	0.098	0.100	0.099
	Left side	0.092	0.002	0.056	0.026	0.017	0.120	0.017	0.008	0.150	0.137	0.129	0.119	0.231	0.222
12A(UAT)-66A	Front side	0.091	0.173	0.050	0.043	0.069	0.224	0.006	0.012	0.314	0.313	0.339	0.346	0.494	0.501
	Back side	0.071	0.247	0.154	0.062	0.114	0.466	0.039	0.016	0.472	0.419	0.470	0.448	0.823	0.800
	Top side	0.062	0.004	0.083	0.031	0.053	0.203	0.010	0.009	0.150	0.107	0.129	0.127	0.279	0.278
	Botom side	0.001	0.734	0.001	0.001	0.002	0.055	0.001	0.001	0.736	0.737	0.738	0.738	0.791	0.791
	Right side	0.052	0.052	0.010	0.003	0.043	0.044	0.002	0.001	0.114	0.109	0.149	0.148	0.150	0.149
	Left side	0.004	0.092	0.056	0.026	0.017	0.120	0.017	0.008	0.151	0.138	0.130	0.121	0.233	0.224
12A(LAT)-66A	Front side	0.149	0.173	0.050	0.043	0.069	0.224	0.006	0.012	0.372	0.370	0.396	0.403	0.552	0.558
	Back side	0.122	0.247	0.154	0.062	0.114	0.466	0.039	0.016	0.523	0.470	0.521	0.499	0.874	0.852
	Top side	0.001	0.004	0.083	0.031	0.053	0.203	0.010	0.009	0.088	0.046	0.068	0.066	0.218	0.217
	Botom side	0.113	0.734	0.001	0.001	0.002	0.055	0.001	0.001	0.848	0.849	0.850	0.850	0.902	0.902
	Right side	0.002	0.052	0.010	0.003	0.043	0.044	0.002	0.001	0.064	0.059	0.100	0.098	0.100	0.099
	Left side	0.002	0.092	0.056	0.026	0.017	0.120	0.017	0.008	0.150	0.137	0.129	0.119	0.231	0.222

Unless otherwise stated the results shown in this test report refer only to the sample(s) tested and such sample(s) are retained for 90 days only.
除非另有說明，此報告結果僅對測試之樣品負責，同時此樣品僅保留90天。本報告未經本公司書面許可，不可部份複製。
This document is issued by the Company subject to its General Conditions of Service printed overleaf, available on request or accessible at http://www.sgs.com.tw/Terms-and-Conditions and for electronic format documents, subject to Terms and Conditions for Electronic Documents at http://www.sgs.com.tw/Terms-and-Conditions. Attention is drawn to the limitation of liability, indemnification and jurisdiction issues defined therein. Any holder of this document is advised that information contained hereon reflects the Company's findings at the time of its intervention only and within the limits of Client's instructions, if any. The Company's sole responsibility is to its Client and this document does not exonerate parties to a transaction from exercising all their rights and obligations under the transaction documents. This document cannot be reproduced except in full, without prior written approval of the Company. Any unauthorized alteration, forgery or falsification of the content or appearance of this document is unlawful and offenders may be prosecuted to the fullest extent of the law.

Camera_Body-worn

The simultaneous body-wron exposure conditions for WLAN(Camera mode) with WWAN

WWAN	Exposure position 1g(W/kg)	0	1	2	3	4	5	6	7	Scenario 1	Scenario 2	Scenario 3	Scenario 4	Scenario 5	Scenario 6
		LTE First Band	LTE Second Band	WLAN 2.4GHz Chain 0	WLAN 2.4GHz Chain 1	WLAN 5GHz Chain 0	WLAN 5GHz Chain 1	Bluetooth Chain0	Bluetooth Chain1	0+1+2 Sum	0+1+3+6 Sum	0+1+4+6 Sum	0+1+4+7 Sum	0+1+5+6 Sum	0+1+5+7 Sum
2A-5A(UAT)	Front side	0.267	0.162	0.009	0.001	0.035	0.051	0.003	0.016	0.439	0.434	0.467	0.481	0.484	0.497
	Back side	0.313	0.123	0.030	0.048	0.354	0.243	0.017	0.169	0.467	0.502	0.807	0.959	0.697	0.849
2A-5A(LAT)	Front side	0.267	0.113	0.009	0.001	0.035	0.051	0.003	0.016	0.390	0.385	0.418	0.431	0.435	0.448
	Back side	0.313	0.186	0.030	0.048	0.354	0.243	0.017	0.169	0.530	0.564	0.870	1.022	0.759	0.911
2A-12A(UAT)	Front side	0.267	0.091	0.009	0.001	0.035	0.051	0.003	0.016	0.368	0.363	0.396	0.409	0.413	0.426
	Back side	0.313	0.071	0.030	0.048	0.354	0.243	0.017	0.169	0.415	0.449	0.755	0.907	0.645	0.797
2A-12A(LAT)	Front side	0.267	0.055	0.009	0.001	0.035	0.051	0.003	0.016	0.332	0.326	0.359	0.373	0.376	0.390
	Back side	0.313	0.159	0.030	0.048	0.354	0.243	0.017	0.169	0.503	0.538	0.843	0.995	0.733	0.885
4A-5A(UAT)	Front side	0.122	0.162	0.009	0.001	0.035	0.051	0.003	0.016	0.294	0.289	0.322	0.335	0.339	0.352
	Back side	0.137	0.123	0.030	0.048	0.354	0.243	0.017	0.169	0.291	0.325	0.631	0.783	0.521	0.672
4A-5A(LAT)	Front side	0.122	0.113	0.009	0.001	0.035	0.051	0.003	0.016	0.244	0.239	0.272	0.286	0.289	0.302
	Back side	0.137	0.186	0.030	0.048	0.354	0.243	0.017	0.169	0.353	0.388	0.694	0.846	0.583	0.735
4A-12A(UAT)	Front side	0.122	0.091	0.009	0.001	0.035	0.051	0.003	0.016	0.223	0.217	0.251	0.264	0.267	0.281
	Back side	0.137	0.071	0.030	0.048	0.354	0.243	0.017	0.169	0.239	0.273	0.579	0.731	0.469	0.620
4A-12A(LAT)	Front side	0.122	0.055	0.009	0.001	0.035	0.051	0.003	0.016	0.186	0.181	0.214	0.227	0.231	0.244
	Back side	0.137	0.159	0.030	0.048	0.354	0.243	0.017	0.169	0.327	0.361	0.667	0.819	0.557	0.709
12A(UAT)-66A	Front side	0.091	0.122	0.009	0.001	0.035	0.051	0.003	0.016	0.223	0.217	0.251	0.264	0.267	0.281
	Back side	0.071	0.137	0.030	0.048	0.354	0.243	0.017	0.169	0.239	0.273	0.579	0.731	0.469	0.620
12A(LAT)-66A	Front side	0.055	0.122	0.009	0.001	0.035	0.051	0.003	0.016	0.186	0.181	0.214	0.227	0.231	0.244
	Back side	0.159	0.137	0.030	0.048	0.354	0.243	0.017	0.169	0.327	0.361	0.667	0.819	0.557	0.709

Unless otherwise stated the results shown in this test report refer only to the sample(s) tested and such sample(s) are retained for 90 days only.
除非另有說明，此報告結果僅對測試之樣品負責，同時此樣品僅保留90天。本報告未經本公司書面許可，不可部份複製。
This document is issued by the Company subject to its General Conditions of Service printed overleaf, available on request or accessible at http://www.sgs.com.tw/Terms-and-Conditions and for electronic format documents, subject to Terms and Conditions for Electronic Documents at http://www.sgs.com.tw/Terms-and-Conditions. Attention is drawn to the limitation of liability, indemnification and jurisdiction issues defined therein. Any holder of this document is advised that information contained hereon reflects the Company's findings at the time of its intervention only and within the limits of Client's instructions, if any. The Company's sole responsibility is to its Client and this document does not exonerate parties to a transaction from exercising all their rights and obligations under the transaction documents. This document cannot be reproduced except in full, without prior written approval of the Company. Any unauthorized alteration, forgery or falsification of the content or appearance of this document is unlawful and offenders may be prosecuted to the fullest extent of the law.

Camera_Hotspot

The simultaneous hotspot exposure conditions for WLAN(Camera mode) with WWAN

WWAN	Exposure position 1g(W/kg)	0	1	2	3	4	5	6	7	Scenario 1	Scenario 2	Scenario 3	Scenario 4	Scenario 5	Scenario 6
		LTE First Band	LTE Second Band	WLAN 2.4GHz Chain 0	WLAN 2.4GHz Chain 1	WLAN 5GHz Chain 0	WLAN 5GHz Chain 1	Bluetooth Chain0	Bluetooth Chain1	0+1+2 Sum	0+1+3+6 Sum	0+1+4+6 Sum	0+1+4+7 Sum	0+1+5+6 Sum	0+1+5+7 Sum
2A-5A(UAT)	Front side	0.266	0.160	0.035	0.011	0.077	0.054	0.006	0.026	0.461	0.443	0.508	0.529	0.486	0.506
	Back side	0.305	0.123	0.090	0.032	0.459	0.429	0.087	0.076	0.518	0.547	0.974	0.963	0.944	0.933
	Top side	0.001	0.115	0.073	0.001	0.084	0.003	0.072	0.001	0.189	0.190	0.273	0.201	0.192	0.120
	Botom side	1.035	0.001	0.001	0.006	0.001	0.102	0.001	0.020	1.037	1.043	1.038	1.057	1.139	1.158
	Right side	0.017	0.062	0.002	0.002	0.019	0.043	0.003	0.004	0.081	0.085	0.102	0.102	0.126	0.126
	Left side	0.202	0.086	0.026	0.007	0.073	0.013	0.058	0.016	0.314	0.353	0.419	0.377	0.359	0.317
2A-5A(LAT)	Front side	0.266	0.241	0.035	0.011	0.077	0.054	0.006	0.026	0.541	0.523	0.588	0.609	0.566	0.586
	Back side	0.305	0.232	0.090	0.032	0.459	0.429	0.087	0.076	0.626	0.655	1.083	1.071	1.052	1.041
	Top side	0.001	0.003	0.073	0.001	0.084	0.003	0.072	0.001	0.077	0.078	0.160	0.089	0.080	0.008
	Botom side	1.035	0.209	0.001	0.006	0.001	0.102	0.001	0.020	1.245	1.251	1.247	1.266	1.347	1.366
	Right side	0.017	0.168	0.002	0.002	0.019	0.043	0.003	0.004	0.187	0.191	0.208	0.208	0.232	0.232
	Left side	0.202	0.031	0.026	0.007	0.073	0.013	0.058	0.016	0.259	0.299	0.364	0.322	0.304	0.262
2A-12A(UAT)	Front side	0.266	0.091	0.035	0.011	0.077	0.054	0.006	0.026	0.392	0.374	0.439	0.459	0.416	0.437
	Back side	0.305	0.071	0.090	0.032	0.459	0.429	0.087	0.076	0.465	0.495	0.922	0.911	0.892	0.880
	Top side	0.001	0.062	0.073	0.001	0.084	0.003	0.072	0.001	0.136	0.137	0.220	0.148	0.139	0.067
	Botom side	1.035	0.001	0.001	0.006	0.001	0.102	0.001	0.020	1.037	1.043	1.038	1.058	1.139	1.158
	Right side	0.017	0.052	0.002	0.002	0.019	0.043	0.003	0.004	0.070	0.074	0.091	0.091	0.115	0.115
	Left side	0.202	0.004	0.026	0.007	0.073	0.013	0.058	0.016	0.232	0.271	0.336	0.295	0.277	0.235
2A-12A(LAT)	Front side	0.266	0.158	0.035	0.011	0.077	0.054	0.006	0.026	0.458	0.440	0.506	0.526	0.483	0.503
	Back side	0.305	0.136	0.090	0.032	0.459	0.429	0.087	0.076	0.530	0.560	0.987	0.975	0.956	0.945
	Top side	0.001	0.001	0.073	0.001	0.084	0.003	0.072	0.001	0.075	0.075	0.158	0.087	0.077	0.006
	Botom side	1.035	0.105	0.001	0.006	0.001	0.102	0.001	0.020	1.141	1.147	1.143	1.162	1.243	1.262
	Right side	0.017	0.001	0.002	0.002	0.019	0.043	0.003	0.004	0.020	0.023	0.040	0.041	0.064	0.065
	Left side	0.202	0.002	0.026	0.007	0.073	0.013	0.058	0.016	0.230	0.270	0.335	0.293	0.275	0.233
4A-5A(UAT)	Front side	0.211	0.160	0.035	0.011	0.077	0.054	0.006	0.026	0.407	0.389	0.454	0.475	0.431	0.452
	Back side	0.306	0.123	0.090	0.032	0.459	0.429	0.087	0.076	0.519	0.548	0.975	0.964	0.945	0.934
	Top side	0.003	0.115	0.073	0.001	0.084	0.003	0.072	0.001	0.191	0.192	0.275	0.203	0.194	0.123
	Botom side	0.933	0.001	0.001	0.006	0.001	0.102	0.001	0.020	0.935	0.941	0.936	0.955	1.036	1.056
	Right side	0.066	0.062	0.002	0.002	0.019	0.043	0.003	0.004	0.130	0.134	0.151	0.151	0.175	0.175
	Left side	0.119	0.086	0.026	0.007	0.073	0.013	0.058	0.016	0.231	0.270	0.336	0.294	0.276	0.234
4A-5A(LAT)	Front side	0.211	0.241	0.035	0.011	0.077	0.054	0.006	0.026	0.487	0.469	0.534	0.555	0.512	0.532
	Back side	0.306	0.232	0.090	0.032	0.459	0.429	0.087	0.076	0.627	0.656	1.084	1.072	1.053	1.042
	Top side	0.003	0.003	0.073	0.001	0.084	0.003	0.072	0.001	0.079	0.080	0.163	0.091	0.082	0.010
	Botom side	0.933	0.209	0.001	0.006	0.001	0.102	0.001	0.020	1.143	1.149	1.144	1.163	1.245	1.264
	Right side	0.066	0.168	0.002	0.002	0.019	0.043	0.003	0.004	0.236	0.240	0.257	0.257	0.281	0.281
	Left side	0.119	0.031	0.026	0.007	0.073	0.013	0.058	0.016	0.176	0.216	0.281	0.239	0.221	0.179
4A-12A(UAT)	Front side	0.211	0.091	0.035	0.011	0.077	0.054	0.006	0.026	0.338	0.319	0.385	0.405	0.362	0.383
	Back side	0.306	0.071	0.090	0.032	0.459	0.429	0.087	0.076	0.466	0.496	0.923	0.912	0.893	0.881
	Top side	0.003	0.062	0.073	0.001	0.084	0.003	0.072	0.001	0.138	0.139	0.222	0.150	0.141	0.069
	Botom side	0.933	0.001	0.001	0.006	0.001	0.102	0.001	0.020	0.935	0.941	0.936	0.955	1.037	1.056
	Right side	0.066	0.052	0.002	0.002	0.019	0.043	0.003	0.004	0.119	0.123	0.140	0.140	0.164	0.164
	Left side	0.119	0.004	0.026	0.007	0.073	0.013	0.058	0.016	0.148	0.188	0.253	0.211	0.194	0.152
4A-12A(LAT)	Front side	0.211	0.158	0.035	0.011	0.077	0.054	0.006	0.026	0.404	0.386	0.452	0.472	0.429	0.449
	Back side	0.306	0.136	0.090	0.032	0.459	0.429	0.087	0.076	0.531	0.561	0.988	0.976	0.957	0.946
	Top side	0.003	0.001	0.073	0.001	0.084	0.003	0.072	0.001	0.077	0.078	0.161	0.089	0.080	0.008
	Botom side	0.933	0.105	0.001	0.006	0.001	0.102	0.001	0.020	1.039	1.045	1.040	1.059	1.141	1.160
	Right side	0.066	0.001	0.002	0.002	0.019	0.043	0.003	0.004	0.069	0.073	0.089	0.090	0.113	0.114
	Left side	0.119	0.002	0.026	0.007	0.073	0.013	0.058	0.016	0.147	0.186	0.252	0.210	0.192	0.150
12A(UAT)-66A	Front side	0.091	0.211	0.035	0.011	0.077	0.054	0.006	0.026	0.338	0.319	0.385	0.405	0.362	0.383
	Back side	0.071	0.306	0.090	0.032	0.459	0.429	0.087	0.076	0.466	0.496	0.923	0.912	0.893	0.881
	Top side	0.062	0.003	0.073	0.001	0.084	0.003	0.072	0.001	0.138	0.139	0.222	0.150	0.141	0.069
	Botom side	0.001	0.933	0.001	0.006	0.001	0.102	0.001	0.020	0.935	0.941	0.936	0.955	1.037	1.056
	Right side	0.052	0.066	0.002	0.002	0.019	0.043	0.003	0.004	0.119	0.123	0.140	0.140	0.164	0.164
	Left side	0.004	0.119	0.026	0.007	0.073	0.013	0.058	0.016	0.148	0.188	0.253	0.211	0.194	0.152
12A(LAT)-66A	Front side	0.158	0.211	0.035	0.011	0.077	0.054	0.006	0.026	0.404	0.386	0.452	0.472	0.429	0.449
	Back side	0.136	0.306	0.090	0.032	0.459	0.429	0.087	0.076	0.531	0.561	0.988	0.976	0.957	0.946
	Top side	0.001	0.003	0.073	0.001	0.084	0.003	0.072	0.001	0.077	0.078	0.161	0.089	0.080	0.008
	Botom side	0.105	0.933	0.001	0.006	0.001	0.102	0.001	0.020	1.039	1.045	1.040	1.059	1.141	1.160
	Right side	0.001	0.066	0.002	0.002	0.019	0.043	0.003	0.004	0.069	0.073	0.089	0.090	0.113	0.114
	Left side	0.002	0.119	0.026	0.007	0.073	0.013	0.058	0.016	0.147	0.186	0.252	0.210	0.192	0.150

Unless otherwise stated the results shown in this test report refer only to the sample(s) tested and such sample(s) are retained for 90 days only.
除非另有說明，此報告結果僅對測試之樣品負責，同時此樣品僅保留90天。本報告未經本公司書面許可，不可部份複製。
This document is issued by the Company subject to its General Conditions of Service printed overleaf, available on request or accessible at http://www.sgs.com.tw/Terms-and-Conditions and for electronic format documents, subject to Terms and Conditions for Electronic Documents at http://www.sgs.com.tw/Terms-and-Conditions. Attention is drawn to the limitation of liability, indemnification and jurisdiction issues defined therein. Any holder of this document is advised that information contained hereon reflects the Company's findings at the time of its intervention only and within the limits of Client's instructions, if any. The Company's sole responsibility is to its Client and this document does not exonerate parties to a transaction from exercising all their rights and obligations under the transaction documents. This document cannot be reproduced except in full, without prior written approval of the Company. Any unauthorized alteration, forgery or falsification of the content or appearance of this document is unlawful and offenders may be prosecuted to the fullest extent of the law.

Normal_Landscape_Body

The simultaneous body-wron exposure conditions for WLAN(normal landscape mode) with WWAN

WWAN	Exposure position 1g(W/kg)	0	1	2	3	4	5	6	7	Scenario 1	Scenario 2	Scenario 3	Scenario 4	Scenario 5	Scenario 6
		LTE First Band	LTE Second Band	WLAN 2.4GHz Chain 0	WLAN 2.4GHz Chain 1	WLAN 5GHz Chain 0	WLAN 5GHz Chain 1	Bluetooth Chain0	Bluetooth Chain1	0+1+2 Sum	0+1+3+6 Sum	0+1+4+6 Sum	0+1+4+7 Sum	0+1+5+6 Sum	0+1+5+7 Sum
2A-5A(UAT)	Front side	0.267	0.162	0.020	0.001	0.061	0.051	0.002	0.016	0.450	0.433	0.493	0.507	0.483	0.497
	Back side	0.313	0.123	0.075	0.048	0.080	0.243	0.014	0.169	0.511	0.498	0.530	0.685	0.693	0.849
2A-5A(LAT)	Front side	0.267	0.113	0.020	0.001	0.061	0.051	0.002	0.016	0.401	0.384	0.444	0.458	0.434	0.448
	Back side	0.313	0.186	0.075	0.048	0.080	0.243	0.014	0.169	0.574	0.561	0.593	0.748	0.756	0.911
2A-12A(UAT)	Front side	0.267	0.091	0.020	0.001	0.061	0.051	0.002	0.016	0.379	0.362	0.422	0.436	0.412	0.426
	Back side	0.313	0.071	0.075	0.048	0.080	0.243	0.014	0.169	0.459	0.446	0.478	0.633	0.641	0.797
2A-12A(LAT)	Front side	0.267	0.055	0.020	0.001	0.061	0.051	0.002	0.016	0.343	0.326	0.386	0.400	0.376	0.390
	Back side	0.313	0.159	0.075	0.048	0.080	0.243	0.014	0.169	0.547	0.534	0.566	0.721	0.729	0.885
4A-5A(UAT)	Front side	0.122	0.162	0.020	0.001	0.061	0.051	0.002	0.016	0.305	0.288	0.348	0.362	0.338	0.352
	Back side	0.137	0.123	0.075	0.048	0.080	0.243	0.014	0.169	0.335	0.322	0.354	0.509	0.517	0.672
4A-5A(LAT)	Front side	0.122	0.113	0.020	0.001	0.061	0.051	0.002	0.016	0.256	0.239	0.299	0.313	0.289	0.302
	Back side	0.137	0.186	0.075	0.048	0.080	0.243	0.014	0.169	0.398	0.385	0.417	0.572	0.580	0.735
4A-12A(UAT)	Front side	0.122	0.091	0.020	0.001	0.061	0.051	0.002	0.016	0.234	0.217	0.277	0.291	0.267	0.281
	Back side	0.137	0.071	0.075	0.048	0.080	0.243	0.014	0.169	0.283	0.270	0.302	0.457	0.465	0.620
4A-12A(LAT)	Front side	0.122	0.055	0.020	0.001	0.061	0.051	0.002	0.016	0.197	0.180	0.240	0.254	0.230	0.244
	Back side	0.137	0.159	0.075	0.048	0.080	0.243	0.014	0.169	0.371	0.358	0.390	0.545	0.553	0.709
12A(UAT)-66A	Front side	0.091	0.122	0.020	0.001	0.061	0.051	0.002	0.016	0.234	0.217	0.277	0.291	0.267	0.281
	Back side	0.071	0.137	0.075	0.048	0.080	0.243	0.014	0.169	0.283	0.270	0.302	0.457	0.465	0.620
12A(LAT)-66A	Front side	0.055	0.122	0.020	0.001	0.061	0.051	0.002	0.016	0.197	0.180	0.240	0.254	0.230	0.244
	Back side	0.159	0.137	0.075	0.048	0.080	0.243	0.014	0.169	0.371	0.358	0.390	0.545	0.553	0.709

Unless otherwise stated the results shown in this test report refer only to the sample(s) tested and such sample(s) are retained for 90 days only.
除非另有說明，此報告結果僅對測試之樣品負責，同時此樣品僅保留90天。本報告未經本公司書面許可，不可部份複製。
This document is issued by the Company subject to its General Conditions of Service printed overleaf, available on request or accessible at http://www.sgs.com.tw/Terms-and-Conditions and for electronic format documents, subject to Terms and Conditions for Electronic Documents at http://www.sgs.com.tw/Terms-and-Conditions. Attention is drawn to the limitation of liability, indemnification and jurisdiction issues defined therein. Any holder of this document is advised that information contained hereon reflects the Company's findings at the time of its intervention only and within the limits of Client's instructions, if any. The Company's sole responsibility is to its Client and this document does not exonerate parties to a transaction from exercising all their rights and obligations under the transaction documents. This document cannot be reproduced except in full, without prior written approval of the Company. Any unauthorized alteration, forgery or falsification of the content or appearance of this document is unlawful and offenders may be prosecuted to the fullest extent of the law.

Normal_Landscape_Hotspot

The simultaneous hotspot exposure conditions for WLAN(normal landscape mode) with WWAN

WWAN	Exposure position 1g(W/kg)	0	1	2	3	4	5	6	7	Scenario 1	Scenario 2	Scenario 3	Scenario 4	Scenario 5	Scenario 6
		LTE First Band	LTE Second Band	WLAN 2.4GHz Chain 0	WLAN 2.4GHz Chain 1	WLAN 5GHz Chain 0	WLAN 5GHz Chain 1	Bluetooth Chain0	Bluetooth Chain1	0+1+2 Sum	0+1+3+6 Sum	0+1+4+6 Sum	0+1+4+7 Sum	0+1+5+6 Sum	0+1+5+7 Sum
2A-5A(UAT)	Front side	0.274	0.162	0.050	0.011	0.069	0.054	0.006	0.026	0.486	0.453	0.511	0.531	0.496	0.516
	Back side	0.303	0.123	0.154	0.032	0.114	0.429	0.039	0.076	0.580	0.496	0.578	0.615	0.893	0.930
	Top side	0.001	0.102	0.083	0.001	0.053	0.003	0.010	0.001	0.186	0.114	0.165	0.156	0.116	0.107
	Botom side	0.741	0.001	0.001	0.006	0.002	0.102	0.001	0.020	0.743	0.749	0.745	0.764	0.845	0.864
	Right side	0.006	0.066	0.010	0.002	0.043	0.043	0.002	0.004	0.082	0.076	0.117	0.119	0.117	0.119
	Left side	0.143	0.052	0.056	0.007	0.017	0.013	0.017	0.016	0.251	0.220	0.229	0.228	0.225	0.224
2A-5A(LAT)	Front side	0.274	0.251	0.050	0.011	0.069	0.054	0.006	0.026	0.574	0.542	0.599	0.620	0.585	0.605
	Back side	0.303	0.233	0.154	0.032	0.114	0.429	0.039	0.076	0.690	0.606	0.688	0.725	1.003	1.040
	Top side	0.001	0.003	0.083	0.001	0.053	0.003	0.010	0.001	0.087	0.015	0.066	0.058	0.017	0.008
	Botom side	0.741	0.214	0.001	0.006	0.002	0.102	0.001	0.020	0.956	0.962	0.958	0.977	1.058	1.077
	Right side	0.006	0.163	0.010	0.002	0.043	0.043	0.002	0.004	0.180	0.174	0.215	0.217	0.215	0.217
	Left side	0.143	0.038	0.056	0.007	0.017	0.013	0.017	0.016	0.237	0.205	0.215	0.214	0.211	0.210
2A-12A(UAT)	Front side	0.274	0.091	0.050	0.011	0.069	0.054	0.006	0.026	0.414	0.382	0.439	0.460	0.424	0.445
	Back side	0.303	0.071	0.154	0.032	0.114	0.429	0.039	0.076	0.528	0.444	0.526	0.563	0.841	0.878
	Top side	0.001	0.062	0.083	0.001	0.053	0.003	0.010	0.001	0.146	0.074	0.126	0.117	0.076	0.067
	Botom side	0.741	0.001	0.001	0.006	0.002	0.102	0.001	0.020	0.744	0.749	0.746	0.765	0.845	0.864
	Right side	0.006	0.052	0.010	0.002	0.043	0.043	0.002	0.004	0.068	0.062	0.103	0.105	0.103	0.105
	Left side	0.143	0.004	0.056	0.007	0.017	0.013	0.017	0.016	0.203	0.171	0.181	0.180	0.177	0.176
2A-12A(LAT)	Front side	0.274	0.149	0.050	0.011	0.069	0.054	0.006	0.026	0.472	0.439	0.497	0.517	0.482	0.502
	Back side	0.303	0.122	0.154	0.032	0.114	0.429	0.039	0.076	0.579	0.495	0.577	0.614	0.892	0.929
	Top side	0.001	0.001	0.083	0.001	0.053	0.003	0.010	0.001	0.085	0.013	0.064	0.056	0.015	0.006
	Botom side	0.741	0.113	0.001	0.006	0.002	0.102	0.001	0.020	0.855	0.861	0.857	0.877	0.957	0.976
	Right side	0.006	0.002	0.010	0.002	0.043	0.043	0.002	0.004	0.019	0.013	0.054	0.056	0.054	0.055
	Left side	0.143	0.002	0.056	0.007	0.017	0.013	0.017	0.016	0.201	0.170	0.180	0.179	0.176	0.174
4A-5A(UAT)	Front side	0.173	0.162	0.050	0.011	0.069	0.054	0.006	0.026	0.385	0.353	0.410	0.431	0.395	0.416
	Back side	0.247	0.123	0.154	0.032	0.114	0.429	0.039	0.076	0.524	0.440	0.522	0.559	0.837	0.874
	Top side	0.004	0.102	0.083	0.001	0.053	0.003	0.010	0.001	0.189	0.117	0.168	0.160	0.119	0.110
	Botom side	0.734	0.001	0.001	0.006	0.002	0.102	0.001	0.020	0.736	0.742	0.738	0.757	0.837	0.857
	Right side	0.052	0.066	0.010	0.002	0.043	0.043	0.002	0.004	0.128	0.122	0.163	0.165	0.163	0.165
	Left side	0.092	0.052	0.056	0.007	0.017	0.013	0.017	0.016	0.199	0.168	0.178	0.177	0.174	0.172
4A-5A(LAT)	Front side	0.173	0.251	0.050	0.011	0.069	0.054	0.006	0.026	0.474	0.441	0.499	0.519	0.484	0.504
	Back side	0.247	0.233	0.154	0.032	0.114	0.429	0.039	0.076	0.634	0.550	0.632	0.669	0.947	0.984
	Top side	0.004	0.003	0.083	0.001	0.053	0.003	0.010	0.001	0.090	0.018	0.070	0.061	0.020	0.011
	Botom side	0.734	0.214	0.001	0.006	0.002	0.102	0.001	0.020	0.949	0.954	0.951	0.970	1.050	1.070
	Right side	0.052	0.163	0.010	0.002	0.043	0.043	0.002	0.004	0.225	0.220	0.261	0.262	0.261	0.262
	Left side	0.092	0.038	0.056	0.007	0.017	0.013	0.017	0.016	0.185	0.154	0.164	0.163	0.160	0.158
4A-12A(UAT)	Front side	0.173	0.091	0.050	0.011	0.069	0.054	0.006	0.026	0.314	0.281	0.339	0.359	0.324	0.344
	Back side	0.247	0.071	0.154	0.032	0.114	0.429	0.039	0.076	0.472	0.388	0.470	0.507	0.785	0.822
	Top side	0.004	0.062	0.083	0.001	0.053	0.003	0.010	0.001	0.150	0.077	0.129	0.120	0.079	0.070
	Botom side	0.734	0.001	0.001	0.006	0.002	0.102	0.001	0.020	0.736	0.742	0.738	0.757	0.838	0.857
	Right side	0.052	0.052	0.010	0.002	0.043	0.043	0.002	0.004	0.114	0.108	0.149	0.151	0.149	0.150
	Left side	0.092	0.004	0.056	0.007	0.017	0.013	0.017	0.016	0.151	0.120	0.130	0.129	0.126	0.124
4A-12A(LAT)	Front side	0.173	0.149	0.050	0.011	0.069	0.054	0.006	0.026	0.372	0.339	0.396	0.417	0.382	0.402
	Back side	0.247	0.122	0.154	0.032	0.114	0.429	0.039	0.076	0.523	0.439	0.521	0.558	0.836	0.873
	Top side	0.004	0.001	0.083	0.001	0.053	0.003	0.010	0.001	0.088	0.016	0.068	0.059	0.018	0.009
	Botom side	0.734	0.113	0.001	0.006	0.002	0.102	0.001	0.020	0.848	0.854	0.850	0.869	0.949	0.969
	Right side	0.052	0.002	0.010	0.002	0.043	0.043	0.002	0.004	0.064	0.059	0.100	0.101	0.099	0.101
	Left side	0.092	0.002	0.056	0.007	0.017	0.013	0.017	0.016	0.150	0.119	0.129	0.127	0.124	0.123
12A(UAT)-66A	Front side	0.091	0.173	0.050	0.011	0.069	0.054	0.006	0.026	0.314	0.281	0.339	0.359	0.324	0.344
	Back side	0.071	0.247	0.154	0.032	0.114	0.429	0.039	0.076	0.472	0.388	0.470	0.507	0.785	0.822
	Top side	0.062	0.004	0.083	0.001	0.053	0.003	0.010	0.001	0.150	0.077	0.129	0.120	0.079	0.070
	Botom side	0.001	0.734	0.001	0.006	0.002	0.102	0.001	0.020	0.736	0.742	0.738	0.757	0.838	0.857
	Right side	0.052	0.052	0.010	0.002	0.043	0.043	0.002	0.004	0.114	0.108	0.149	0.151	0.149	0.150
	Left side	0.004	0.092	0.056	0.007	0.017	0.013	0.017	0.016	0.151	0.120	0.130	0.129	0.126	0.124
12A(LAT)-66A	Front side	0.149	0.173	0.050	0.011	0.069	0.054	0.006	0.026	0.372	0.339	0.396	0.417	0.382	0.402
	Back side	0.122	0.247	0.154	0.032	0.114	0.429	0.039	0.076	0.523	0.439	0.521	0.558	0.836	0.873
	Top side	0.001	0.004	0.083	0.001	0.053	0.003	0.010	0.001	0.088	0.016	0.068	0.059	0.018	0.009
	Botom side	0.113	0.734	0.001	0.006	0.002	0.102	0.001	0.020	0.848	0.854	0.850	0.869	0.949	0.969
	Right side	0.002	0.052	0.010	0.002	0.043	0.043	0.002	0.004	0.064	0.059	0.100	0.101	0.099	0.101
	Left side	0.002	0.092	0.056	0.007	0.017	0.013	0.017	0.016	0.150	0.119	0.129	0.127	0.124	0.123

Unless otherwise stated the results shown in this test report refer only to the sample(s) tested and such sample(s) are retained for 90 days only.
除非另有說明，此報告結果僅對測試之樣品負責，同時此樣品僅保留90天。本報告未經本公司書面許可，不可部份複製。
This document is issued by the Company subject to its General Conditions of Service printed overleaf, available on request or accessible at http://www.sgs.com.tw/Terms-and-Conditions and for electronic format documents, subject to Terms and Conditions for Electronic Documents at http://www.sgs.com.tw/Terms-and-Conditions. Attention is drawn to the limitation of liability, indemnification and jurisdiction issues defined therein. Any holder of this document is advised that information contained hereon reflects the Company's findings at the time of its intervention only and within the limits of Client's instructions, if any. The Company's sole responsibility is to its Client and this document does not exonerate parties to a transaction from exercising all their rights and obligations under the transaction documents. This document cannot be reproduced except in full, without prior written approval of the Company. Any unauthorized alteration, forgery or falsification of the content or appearance of this document is unlawful and offenders may be prosecuted to the fullest extent of the law.

Gaming_Body

The simultaneous body-worn exposure conditions for WLAN(Gaming mode) with WWAN

WWAN	Exposure position 1g(W/kg)	0	1	2	3	4	5	6	7	Scenario 1	Scenario 2	Scenario 3	Scenario 4	Scenario 5	Scenario 6
		LTE First Band	LTE Second Band	WLAN 2.4GHz Chain 0	WLAN 2.4GHz Chain 1	WLAN 5GHz Chain 0	WLAN 5GHz Chain 1	Bluetooth Chain0	Bluetooth Chain1	0+1+2 Sum	0+1+3+6 Sum	0+1+4+6 Sum	0+1+4+7 Sum	0+1+5+6 Sum	0+1+5+7 Sum
2A-5A(UAT)	Front side	0.267	0.162	0.020	0.001	0.061	0.083	0.002	0.016	0.450	0.433	0.493	0.507	0.515	0.529
	Back side	0.313	0.123	0.075	0.048	0.080	0.451	0.014	0.169	0.511	0.498	0.530	0.685	0.901	1.056
2A-5A(LAT)	Front side	0.267	0.113	0.020	0.001	0.061	0.083	0.002	0.016	0.401	0.384	0.444	0.458	0.466	0.480
	Back side	0.313	0.186	0.075	0.048	0.080	0.451	0.014	0.169	0.574	0.561	0.593	0.748	0.964	1.119
2A-12A(UAT)	Front side	0.267	0.091	0.020	0.001	0.061	0.083	0.002	0.016	0.379	0.362	0.422	0.436	0.444	0.458
	Back side	0.313	0.071	0.075	0.048	0.080	0.451	0.014	0.169	0.459	0.446	0.478	0.633	0.849	1.004
2A-12A(LAT)	Front side	0.267	0.055	0.020	0.001	0.061	0.083	0.002	0.016	0.343	0.326	0.386	0.400	0.407	0.421
	Back side	0.313	0.159	0.075	0.048	0.080	0.451	0.014	0.169	0.547	0.534	0.566	0.721	0.937	1.092
4A-5A(UAT)	Front side	0.122	0.162	0.020	0.001	0.061	0.083	0.002	0.016	0.305	0.288	0.348	0.362	0.370	0.384
	Back side	0.137	0.123	0.075	0.048	0.080	0.451	0.014	0.169	0.335	0.322	0.354	0.509	0.725	0.880
4A-5A(LAT)	Front side	0.122	0.113	0.020	0.001	0.061	0.083	0.002	0.016	0.256	0.239	0.299	0.313	0.320	0.334
	Back side	0.137	0.186	0.075	0.048	0.080	0.451	0.014	0.169	0.398	0.385	0.417	0.572	0.788	0.943
4A-12A(UAT)	Front side	0.122	0.091	0.020	0.001	0.061	0.083	0.002	0.016	0.234	0.217	0.277	0.291	0.298	0.312
	Back side	0.137	0.071	0.075	0.048	0.080	0.451	0.014	0.169	0.283	0.270	0.302	0.457	0.673	0.828
4A-12A(LAT)	Front side	0.122	0.055	0.020	0.001	0.061	0.083	0.002	0.016	0.197	0.180	0.240	0.254	0.262	0.276
	Back side	0.137	0.159	0.075	0.048	0.080	0.451	0.014	0.169	0.371	0.358	0.390	0.545	0.761	0.916
12A(UAT)-66A	Front side	0.091	0.122	0.020	0.001	0.061	0.083	0.002	0.016	0.234	0.217	0.277	0.291	0.298	0.312
	Back side	0.071	0.137	0.075	0.048	0.080	0.451	0.014	0.169	0.283	0.270	0.302	0.457	0.673	0.828
12A(LAT)-66A	Front side	0.055	0.122	0.020	0.001	0.061	0.083	0.002	0.016	0.197	0.180	0.240	0.254	0.262	0.276
	Back side	0.159	0.137	0.075	0.048	0.080	0.451	0.014	0.169	0.371	0.358	0.390	0.545	0.761	0.916

Unless otherwise stated the results shown in this test report refer only to the sample(s) tested and such sample(s) are retained for 90 days only.
除非另有說明，此報告結果僅對測試之樣品負責，同時此樣品僅保留90天。本報告未經本公司書面許可，不可部份複製。
This document is issued by the Company subject to its General Conditions of Service printed overleaf, available on request or accessible at http://www.sgs.com.tw/Terms-and-Conditions and for electronic format documents, subject to Terms and Conditions for Electronic Documents at http://www.sgs.com.tw/Terms-and-Conditions. Attention is drawn to the limitation of liability, indemnification and jurisdiction issues defined therein. Any holder of this document is advised that information contained hereon reflects the Company's findings at the time of its intervention only and within the limits of Client's instructions, if any. The Company's sole responsibility is to its Client and this document does not exonerate parties to a transaction from exercising all their rights and obligations under the transaction documents. This document cannot be reproduced except in full, without prior written approval of the Company. Any unauthorized alteration, forgery or falsification of the content or appearance of this document is unlawful and offenders may be prosecuted to the fullest extent of the law.

Gaming_Hotspot

The simultaneous hotspot exposure conditions for WLAN(Gaming mode) with WWAN

WWAN	Exposure position 1g(W/kg)	0	1	2	3	4	5	6	7	Scenario 1	Scenario 2	Scenario 3	Scenario 4	Scenario 5	Scenario 6
		LTE First Band	LTE Second Band	WLAN 2.4GHz Chain 0	WLAN 2.4GHz Chain 1	WLAN 5GHz Chain 0	WLAN 5GHz Chain 1	Bluetooth Chain0	Bluetooth Chain1	0+1+2 Sum	0+1+3+6 Sum	0+1+4+6 Sum	0+1+4+7 Sum	0+1+5+6 Sum	0+1+5+7 Sum
2A-5A(UAT)	Front side	0.274	0.162	0.050	0.011	0.069	0.122	0.006	0.026	0.486	0.453	0.511	0.531	0.564	0.584
	Back side	0.303	0.123	0.154	0.032	0.114	0.601	0.039	0.076	0.580	0.496	0.578	0.615	1.065	1.102
	Top side	0.001	0.102	0.083	0.001	0.053	0.029	0.010	0.001	0.186	0.114	0.165	0.156	0.141	0.133
	Botom side	0.741	0.001	0.001	0.006	0.002	0.024	0.001	0.020	0.743	0.749	0.745	0.764	0.767	0.787
	Right side	0.006	0.066	0.010	0.002	0.043	0.090	0.002	0.004	0.082	0.076	0.117	0.119	0.164	0.165
	Left side	0.143	0.052	0.056	0.007	0.017	0.003	0.017	0.016	0.251	0.220	0.229	0.228	0.216	0.214
2A-5A(LAT)	Front side	0.274	0.176	0.050	0.011	0.069	0.122	0.006	0.026	0.499	0.466	0.524	0.544	0.577	0.597
	Back side	0.303	0.164	0.154	0.032	0.114	0.601	0.039	0.076	0.620	0.537	0.619	0.656	1.106	1.143
	Top side	0.001	0.001	0.083	0.001	0.053	0.029	0.010	0.001	0.085	0.013	0.064	0.056	0.040	0.032
	Botom side	0.741	0.133	0.001	0.006	0.002	0.024	0.001	0.020	0.875	0.881	0.877	0.896	0.899	0.918
	Right side	0.006	0.122	0.010	0.002	0.043	0.090	0.002	0.004	0.138	0.132	0.173	0.175	0.219	0.221
	Left side	0.143	0.022	0.056	0.007	0.017	0.003	0.017	0.016	0.221	0.190	0.200	0.199	0.186	0.185
2A-12A(UAT)	Front side	0.274	0.091	0.050	0.011	0.069	0.122	0.006	0.026	0.414	0.382	0.439	0.460	0.492	0.513
	Back side	0.303	0.071	0.154	0.032	0.114	0.601	0.039	0.076	0.528	0.444	0.526	0.563	1.013	1.050
	Top side	0.001	0.062	0.083	0.001	0.053	0.029	0.010	0.001	0.146	0.074	0.126	0.117	0.102	0.093
	Botom side	0.741	0.001	0.001	0.006	0.002	0.024	0.001	0.020	0.744	0.749	0.746	0.765	0.768	0.787
	Right side	0.006	0.052	0.010	0.002	0.043	0.090	0.002	0.004	0.068	0.062	0.103	0.105	0.149	0.151
	Left side	0.143	0.004	0.056	0.007	0.017	0.003	0.017	0.016	0.203	0.171	0.181	0.180	0.168	0.166
2A-12A(LAT)	Front side	0.274	0.228	0.050	0.011	0.069	0.122	0.006	0.026	0.551	0.518	0.576	0.596	0.629	0.649
	Back side	0.303	0.216	0.154	0.032	0.114	0.601	0.039	0.076	0.673	0.589	0.671	0.708	1.158	1.195
	Top side	0.001	0.001	0.083	0.001	0.053	0.029	0.010	0.001	0.085	0.013	0.064	0.056	0.040	0.032
	Botom side	0.741	0.187	0.001	0.006	0.002	0.024	0.001	0.020	0.930	0.935	0.932	0.951	0.954	0.973
	Right side	0.006	0.003	0.010	0.002	0.043	0.090	0.002	0.004	0.019	0.013	0.054	0.056	0.100	0.102
	Left side	0.143	0.002	0.056	0.007	0.017	0.003	0.017	0.016	0.201	0.170	0.180	0.179	0.166	0.165
4A-5A(UAT)	Front side	0.173	0.162	0.050	0.011	0.069	0.122	0.006	0.026	0.385	0.353	0.410	0.431	0.463	0.484
	Back side	0.247	0.123	0.154	0.032	0.114	0.601	0.039	0.076	0.524	0.440	0.522	0.559	1.010	1.047
	Top side	0.004	0.102	0.083	0.001	0.053	0.029	0.010	0.001	0.189	0.117	0.168	0.160	0.144	0.136
	Botom side	0.734	0.001	0.001	0.006	0.002	0.024	0.001	0.020	0.736	0.742	0.738	0.757	0.760	0.779
	Right side	0.052	0.066	0.010	0.002	0.043	0.090	0.002	0.004	0.128	0.122	0.163	0.165	0.209	0.211
	Left side	0.092	0.052	0.056	0.007	0.017	0.003	0.017	0.016	0.199	0.168	0.178	0.177	0.164	0.163
4A-5A(LAT)	Front side	0.173	0.176	0.050	0.011	0.069	0.122	0.006	0.026	0.399	0.366	0.424	0.444	0.477	0.497
	Back side	0.247	0.164	0.154	0.032	0.114	0.601	0.039	0.076	0.565	0.481	0.563	0.600	1.050	1.087
	Top side	0.004	0.001	0.083	0.001	0.053	0.029	0.010	0.001	0.088	0.016	0.068	0.059	0.044	0.035
	Botom side	0.734	0.133	0.001	0.006	0.002	0.024	0.001	0.020	0.867	0.873	0.869	0.889	0.891	0.911
	Right side	0.052	0.122	0.010	0.002	0.043	0.090	0.002	0.004	0.184	0.178	0.219	0.220	0.265	0.267
	Left side	0.092	0.022	0.056	0.007	0.017	0.003	0.017	0.016	0.170	0.139	0.149	0.147	0.135	0.134
4A-12A(UAT)	Front side	0.173	0.091	0.050	0.011	0.069	0.122	0.006	0.026	0.314	0.281	0.339	0.359	0.392	0.412
	Back side	0.247	0.071	0.154	0.032	0.114	0.601	0.039	0.076	0.472	0.388	0.470	0.507	0.957	0.995
	Top side	0.004	0.062	0.083	0.001	0.053	0.029	0.010	0.001	0.150	0.077	0.129	0.120	0.105	0.096
	Botom side	0.734	0.001	0.001	0.006	0.002	0.024	0.001	0.020	0.736	0.742	0.738	0.757	0.760	0.779
	Right side	0.052	0.052	0.010	0.002	0.043	0.090	0.002	0.004	0.114	0.108	0.149	0.151	0.195	0.197
	Left side	0.092	0.004	0.056	0.007	0.017	0.003	0.017	0.016	0.151	0.120	0.130	0.129	0.116	0.115
4A-12A(LAT)	Front side	0.173	0.228	0.050	0.011	0.069	0.122	0.006	0.026	0.451	0.418	0.476	0.496	0.529	0.549
	Back side	0.247	0.216	0.154	0.032	0.114	0.601	0.039	0.076	0.617	0.533	0.615	0.652	1.102	1.140
	Top side	0.004	0.001	0.083	0.001	0.053	0.029	0.010	0.001	0.088	0.016	0.068	0.059	0.044	0.035
	Botom side	0.734	0.187	0.001	0.006	0.002	0.024	0.001	0.020	0.922	0.928	0.924	0.943	0.946	0.965
	Right side	0.052	0.003	0.010	0.002	0.043	0.090	0.002	0.004	0.064	0.059	0.100	0.101	0.146	0.148
	Left side	0.092	0.002	0.056	0.007	0.017	0.003	0.017	0.016	0.150	0.119	0.129	0.127	0.115	0.114
12A(UAT)-66A	Front side	0.091	0.173	0.050	0.011	0.069	0.122	0.006	0.026	0.314	0.281	0.339	0.359	0.392	0.412
	Back side	0.071	0.247	0.154	0.032	0.114	0.601	0.039	0.076	0.472	0.388	0.470	0.507	0.957	0.995
	Top side	0.062	0.004	0.083	0.001	0.053	0.029	0.010	0.001	0.150	0.077	0.129	0.120	0.105	0.096
	Botom side	0.001	0.734	0.001	0.006	0.002	0.024	0.001	0.020	0.736	0.742	0.738	0.757	0.760	0.779
	Right side	0.052	0.052	0.010	0.002	0.043	0.090	0.002	0.004	0.114	0.108	0.149	0.151	0.195	0.197
	Left side	0.004	0.092	0.056	0.007	0.017	0.003	0.017	0.016	0.151	0.120	0.130	0.129	0.116	0.115
12A(LAT)-66A	Front side	0.228	0.173	0.050	0.011	0.069	0.122	0.006	0.026	0.451	0.418	0.476	0.496	0.529	0.549
	Back side	0.216	0.247	0.154	0.032	0.114	0.601	0.039	0.076	0.617	0.533	0.615	0.652	1.102	1.140
	Top side	0.001	0.004	0.083	0.001	0.053	0.029	0.010	0.001	0.088	0.016	0.068	0.059	0.044	0.035
	Botom side	0.187	0.734	0.001	0.006	0.002	0.024	0.001	0.020	0.922	0.928	0.924	0.943	0.946	0.965
	Right side	0.003	0.052	0.010	0.002	0.043	0.090	0.002	0.004	0.064	0.059	0.100	0.101	0.146	0.148
	Left side	0.002	0.092	0.056	0.007	0.017	0.003	0.017	0.016	0.150	0.119	0.129	0.127	0.115	0.114

Unless otherwise stated the results shown in this test report refer only to the sample(s) tested and such sample(s) are retained for 90 days only.
除非另有說明，此報告結果僅對測試之樣品負責，同時此樣品僅保留90天。本報告未經本公司書面許可，不可部份複製。
This document is issued by the Company subject to its General Conditions of Service printed overleaf, available on request or accessible at http://www.sgs.com.tw/Terms-and-Conditions and for electronic format documents, subject to Terms and Conditions for Electronic Documents at http://www.sgs.com.tw/Terms-and-Conditions. Attention is drawn to the limitation of liability, indemnification and jurisdiction issues defined therein. Any holder of this document is advised that information contained hereon reflects the Company's findings at the time of its intervention only and within the limits of Client's instructions, if any. The Company's sole responsibility is to its Client and this document does not exonerate parties to a transaction from exercising all their rights and obligations under the transaction documents. This document cannot be reproduced except in full, without prior written approval of the Company. Any unauthorized alteration, forgery or falsification of the content or appearance of this document is unlawful and offenders may be prosecuted to the fullest extent of the law.

with WLAN MIMO+DBS_Head+Body

Calling_Head

The simultaneous head exposure conditions for WLAN(calling mode) with WWAN

WWAN	Exposure position 1g(W/kg)	0	1	Scenario 1	Scenario 2	Scenario 3	Scenario 4	Scenario 5	Scenario 6	Scenario 7	Scenario 8	Scenario 9	Scenario 10
		LTE First Band	LTE Second Band	0+1+2+3 Sum	0+1+2+4 Sum	0+1+2+5 Sum	0+1+3+4+6 Sum	0+1+3+4+7 Sum	0+1+3+5+6 Sum	0+1+3+5+7 Sum	0+1+4+5+6 Sum	0+1+4+5+7 Sum	0+1+2+3+4+5 Sum
2A-5A(UAT)	ReCheek	0.116	0.407	0.943	0.999	0.922	1.165	1.020	1.088	0.943	1.144	0.999	1.370
	ReTilt	0.068	0.254	0.486	0.558	0.498	0.588	0.538	0.528	0.478	0.600	0.550	0.690
	LeCheek	0.173	0.295	1.016	1.400	1.026	1.250	1.045	0.877	0.671	1.261	1.056	1.574
	LeTilt	0.077	0.224	0.560	0.707	0.558	0.630	0.554	0.481	0.405	0.628	0.552	0.795
2A-5A(LAT)	ReCheek	0.116	0.071	0.608	0.663	0.587	0.829	0.685	0.753	0.608	0.808	0.663	1.034
	ReTilt	0.068	0.041	0.272	0.344	0.284	0.374	0.325	0.314	0.265	0.386	0.336	0.477
	LeCheek	0.173	0.046	0.767	1.151	0.777	1.002	0.796	0.628	0.422	1.012	0.807	1.325
	LeTilt	0.077	0.025	0.361	0.509	0.359	0.432	0.355	0.282	0.206	0.430	0.353	0.597
2A-12A(UAT)	ReCheek	0.116	0.361	0.898	0.953	0.877	1.120	0.975	1.043	0.898	1.098	0.954	1.324
	ReTilt	0.068	0.237	0.469	0.540	0.481	0.571	0.521	0.511	0.461	0.583	0.533	0.673
	LeCheek	0.173	0.269	0.990	1.375	1.001	1.225	1.020	0.852	0.646	1.236	1.030	1.549
	LeTilt	0.077	0.174	0.509	0.657	0.507	0.580	0.504	0.430	0.354	0.578	0.502	0.745
2A-12A(LAT)	ReCheek	0.116	0.086	0.623	0.678	0.601	0.844	0.699	0.767	0.623	0.823	0.678	1.049
	ReTilt	0.068	0.032	0.264	0.336	0.276	0.366	0.316	0.306	0.257	0.378	0.328	0.469
	LeCheek	0.173	0.045	0.765	1.150	0.776	1.000	0.795	0.627	0.421	1.011	0.806	1.324
	LeTilt	0.077	0.012	0.348	0.496	0.346	0.419	0.342	0.269	0.193	0.417	0.340	0.584
4A-5A(UAT)	ReCheek	0.122	0.407	0.949	1.005	0.928	1.171	1.026	1.094	0.949	1.150	1.005	1.376
	ReTilt	0.083	0.254	0.501	0.573	0.513	0.603	0.553	0.543	0.493	0.615	0.565	0.705
	LeCheek	0.174	0.295	1.017	1.401	1.027	1.252	1.046	0.878	0.672	1.262	1.057	1.575
	LeTilt	0.107	0.224	0.589	0.737	0.587	0.660	0.584	0.510	0.434	0.658	0.582	0.825
4A-5A(LAT)	ReCheek	0.122	0.071	0.614	0.669	0.592	0.835	0.690	0.758	0.614	0.814	0.669	1.040
	ReTilt	0.083	0.041	0.287	0.359	0.299	0.389	0.340	0.329	0.280	0.401	0.351	0.492
	LeCheek	0.174	0.046	0.768	1.152	0.779	1.003	0.797	0.629	0.424	1.013	0.808	1.326
	LeTilt	0.107	0.025	0.391	0.538	0.389	0.461	0.385	0.312	0.235	0.459	0.383	0.626
4A-12A(UAT)	ReCheek	0.122	0.361	0.904	0.959	0.882	1.125	0.981	1.049	0.904	1.104	0.959	1.330
	ReTilt	0.083	0.237	0.484	0.555	0.495	0.586	0.536	0.526	0.476	0.598	0.548	0.688
	LeCheek	0.174	0.269	0.991	1.376	1.002	1.226	1.021	0.853	0.647	1.237	1.032	1.550
	LeTilt	0.107	0.174	0.539	0.686	0.537	0.609	0.533	0.460	0.384	0.607	0.531	0.774
4A-12A(LAT)	ReCheek	0.122	0.086	0.628	0.684	0.607	0.850	0.705	0.773	0.628	0.829	0.684	1.055
	ReTilt	0.083	0.032	0.279	0.351	0.291	0.381	0.331	0.321	0.271	0.393	0.343	0.484
	LeCheek	0.174	0.045	0.767	1.151	0.777	1.001	0.796	0.628	0.422	1.012	0.807	1.325
	LeTilt	0.107	0.012	0.378	0.525	0.376	0.448	0.372	0.299	0.222	0.446	0.370	0.613
12A(UAT)-66A	ReCheek	0.361	0.122	0.904	0.959	0.882	1.125	0.981	1.049	0.904	1.104	0.959	1.330
	ReTilt	0.237	0.083	0.484	0.555	0.495	0.586	0.536	0.526	0.476	0.598	0.548	0.688
	LeCheek	0.269	0.174	0.991	1.376	1.002	1.226	1.021	0.853	0.647	1.237	1.032	1.550
	LeTilt	0.174	0.107	0.539	0.686	0.537	0.609	0.533	0.460	0.384	0.607	0.531	0.774
12A(LAT)-66A	ReCheek	0.086	0.122	0.628	0.684	0.607	0.850	0.705	0.773	0.628	0.829	0.684	1.055
	ReTilt	0.032	0.083	0.279	0.351	0.291	0.381	0.331	0.321	0.271	0.393	0.343	0.484
	LeCheek	0.045	0.174	0.767	1.151	0.777	1.001	0.796	0.628	0.422	1.012	0.807	1.325
	LeTilt	0.012	0.107	0.378	0.525	0.376	0.448	0.372	0.299	0.222	0.446	0.370	0.613

Calling_Body-worn

The simultaneous body-worn exposure conditions for WLAN(calling mode and normal Portrait mode) with WWAN

WWAN	Exposure position 1g(W/kg)	0	1	2	3	4	5	6	7	Scenario 1	Scenario 2	Scenario 3	Scenario 4	Scenario 5	Scenario 6	Scenario 7	Scenario 8	Scenario 9	Scenario 10
		LTE First Band	LTE Second Band	WLAN 2.4GHz Chain 0	WLAN 2.4GHz Chain 1	WLAN 5GHz Chain 0	WLAN 5GHz Chain 1	Bluetooth Chain0	Bluetooth Chain1	0+1+2+3 Sum	0+1+2+4 Sum	0+1+2+5 Sum	0+1+3+4+6 Sum	0+1+3+4+7 Sum	0+1+3+5+6 Sum	0+1+3+5+7 Sum	0+1+4+5+6 Sum	0+1+4+5+7 Sum	0+1+2+3+4+5 Sum
2A-5A(UAT)	Front side	0.267	0.162	0.020	0.005	0.061	0.093	0.002	0.001	0.456	0.512	0.543	0.499	0.498	0.530	0.529	0.586	0.585	0.610
	Back side	0.313	0.123	0.075	0.028	0.080	0.219	0.014	0.003	0.540	0.591	0.730	0.558	0.548	0.698	0.687	0.749	0.739	0.838
2A-5A(LAT)	Front side	0.267	0.113	0.020	0.005	0.061	0.093	0.002	0.001	0.406	0.462	0.494	0.449	0.448	0.481	0.480	0.537	0.536	0.561
	Back side	0.313	0.186	0.075	0.028	0.080	0.219	0.014	0.003	0.602	0.654	0.793	0.621	0.611	0.760	0.750	0.812	0.801	0.901
2A-12A(UAT)	Front side	0.267	0.091	0.020	0.005	0.061	0.093	0.002	0.001	0.384	0.441	0.472	0.427	0.426	0.459	0.458	0.515	0.514	0.539
	Back side	0.313	0.071	0.075	0.028	0.080	0.219	0.014	0.003	0.487	0.539	0.678	0.506	0.496	0.646	0.635	0.697	0.687	0.786
2A-12A(LAT)	Front side	0.267	0.055	0.020	0.005	0.061	0.093	0.002	0.001	0.348	0.404	0.436	0.391	0.390	0.422	0.421	0.479	0.478	0.502
	Back side	0.313	0.159	0.075	0.028	0.080	0.219	0.014	0.003	0.576	0.627	0.766	0.595	0.584	0.734	0.723	0.785	0.775	0.874
4A-5A(UAT)	Front side	0.122	0.162	0.020	0.005	0.061	0.093	0.002	0.001	0.310	0.367	0.398	0.353	0.352	0.385	0.384	0.441	0.440	0.465
	Back side	0.137	0.123	0.075	0.028	0.080	0.219	0.014	0.003	0.363	0.415	0.554	0.382	0.372	0.522	0.511	0.573	0.562	0.662
4A-5A(LAT)	Front side	0.122	0.113	0.020	0.005	0.061	0.093	0.002	0.001	0.261	0.317	0.349	0.304	0.303	0.335	0.334	0.392	0.391	0.415
	Back side	0.137	0.186	0.075	0.028	0.080	0.219	0.014	0.003	0.426	0.477	0.617	0.445	0.434	0.584	0.574	0.636	0.625	0.725
4A-12A(UAT)	Front side	0.122	0.091	0.020	0.005	0.061	0.093	0.002	0.001	0.239	0.295	0.327	0.282	0.281	0.314	0.313	0.370	0.369	0.393
	Back side	0.137	0.071	0.075	0.028	0.080	0.219	0.014	0.003	0.311	0.363	0.502	0.330	0.320	0.469	0.459	0.521	0.510	0.610
4A-12A(LAT)	Front side	0.122	0.055	0.020	0.005	0.061	0.093	0.002	0.001	0.202	0.259	0.290	0.246	0.245	0.277	0.276	0.333	0.332	0.357
	Back side	0.137	0.159	0.075	0.028	0.080	0.219	0.014	0.003	0.399	0.451	0.590	0.418	0.408	0.558	0.547	0.609	0.598	0.698
12A(UAT)-66A	Front side	0.091	0.122	0.020	0.005	0.061	0.093	0.002	0.001	0.239	0.295	0.327	0.282	0.281	0.314	0.313	0.370	0.369	0.393
	Back side	0.071	0.137	0.075	0.028	0.080	0.219	0.014	0.003	0.311	0.363	0.502	0.330	0.320	0.469	0.459	0.521	0.510	0.610
12A(LAT)-66A	Front side	0.055	0.122	0.020	0.005	0.061	0.093	0.002	0.001	0.202	0.259	0.290	0.246	0.245	0.277	0.276	0.333	0.332	0.357
	Back side	0.159	0.137	0.075	0.028	0.080	0.219	0.014	0.003	0.399	0.451	0.590	0.418	0.408	0.558	0.547	0.609	0.598	0.698

Unless otherwise stated the results shown in this test report refer only to the sample(s) tested and such sample(s) are retained for 90 days only.
除非另有說明，此報告結果僅對測試之樣品負責，同時此樣品僅保留90天。本報告未經本公司書面許可，不可部份複製。
This document is issued by the Company subject to its General Conditions of Service printed overleaf, available on request or accessible at http://www.sgs.com.tw/Terms-and-Conditions and for electronic format documents, subject to Terms and Conditions for Electronic Documents at http://www.sgs.com.tw/Terms-and-Conditions. Attention is drawn to the limitation of liability, indemnification and jurisdiction issues defined therein. Any holder of this document is advised that information contained hereon reflects the Company's findings at the time of its intervention only and within the limits of Client's instructions, if any. The Company's sole responsibility is to its Client and this document does not exonerate parties to a transaction from exercising all their rights and obligations under the transaction documents. This document cannot be reproduced except in full, without prior written approval of the Company. Any unauthorized alteration, forgery or falsification of the content or appearance of this document is unlawful and offenders may be prosecuted to the fullest extent of the law.

Calling_Hotspot

The simultaneous hotspot exposure conditions for WLAN(calling mode and normal Portrait mode) with WWAN

WWAN	Exposure position 1g(W/kg)	0	1	2	3	4	5	6	7	Scenario 1	Scenario 2	Scenario 3	Scenario 4	Scenario 5	Scenario 6	Scenario 7	Scenario 8	Scenario 9	Scenario 10
		LTE First Band	LTE Second Band	WLAN 2.4GHz Chain 0	WLAN 2.4GHz Chain 1	WLAN 5GHz Chain 0	WLAN 5GHz Chain 1	Bluetooth Chain0	Bluetooth Chain1	0+1+2+3 Sum	0+1+2+4 Sum	0+1+2+5 Sum	0+1+3+4+6 Sum	0+1+3+4+7 Sum	0+1+3+5+6 Sum	0+1+3+5+7 Sum	0+1+4+5+6 Sum	0+1+4+5+7 Sum	0+1+2+3+4+5 Sum
2A-5A(UAT)	Front side	0.274	0.162	0.050	0.043	0.069	0.224	0.006	0.012	0.529	0.555	0.710	0.554	0.560	0.709	0.715	0.735	0.741	0.822
	Back side	0.303	0.123	0.154	0.062	0.114	0.466	0.039	0.016	0.642	0.694	1.046	0.640	0.618	0.993	0.971	1.044	1.022	1.222
	Top side	0.001	0.102	0.083	0.031	0.053	0.203	0.010	0.009	0.217	0.239	0.389	0.196	0.195	0.346	0.345	0.368	0.367	0.472
	Botom side	0.741	0.001	0.001	0.001	0.002	0.055	0.001	0.001	0.744	0.745	0.798	0.746	0.746	0.799	0.799	0.800	0.800	0.801
	Right side	0.006	0.066	0.010	0.003	0.043	0.044	0.002	0.001	0.085	0.126	0.126	0.121	0.119	0.122	0.120	0.162	0.160	0.173
	Left side	0.143	0.052	0.056	0.026	0.017	0.120	0.017	0.008	0.276	0.268	0.371	0.255	0.246	0.358	0.349	0.350	0.340	0.414
2A-5A(LAT)	Front side	0.274	0.251	0.050	0.043	0.069	0.224	0.006	0.012	0.617	0.643	0.799	0.642	0.649	0.797	0.804	0.823	0.830	0.910
	Back side	0.303	0.233	0.154	0.062	0.114	0.466	0.039	0.016	0.752	0.804	1.156	0.750	0.728	1.103	1.081	1.154	1.132	1.332
	Top side	0.001	0.003	0.083	0.031	0.053	0.203	0.010	0.009	0.118	0.140	0.290	0.097	0.096	0.248	0.246	0.269	0.268	0.373
	Botom side	0.741	0.214	0.001	0.001	0.002	0.055	0.001	0.001	0.957	0.958	1.011	0.959	0.959	1.012	1.012	1.013	1.013	1.014
	Right side	0.006	0.163	0.010	0.003	0.043	0.044	0.002	0.001	0.183	0.223	0.224	0.218	0.217	0.219	0.218	0.259	0.258	0.271
	Left side	0.143	0.038	0.056	0.026	0.017	0.120	0.017	0.008	0.262	0.254	0.357	0.241	0.232	0.344	0.335	0.336	0.326	0.400
2A-12A(UAT)	Front side	0.274	0.091	0.050	0.043	0.069	0.224	0.006	0.012	0.457	0.483	0.638	0.482	0.489	0.637	0.644	0.663	0.670	0.750
	Back side	0.303	0.071	0.154	0.062	0.114	0.466	0.039	0.016	0.590	0.642	0.994	0.588	0.566	0.941	0.919	0.992	0.970	1.170
	Top side	0.001	0.062	0.083	0.031	0.053	0.203	0.010	0.009	0.177	0.199	0.349	0.156	0.155	0.307	0.305	0.328	0.327	0.433
	Botom side	0.741	0.001	0.001	0.001	0.002	0.055	0.001	0.001	0.745	0.746	0.798	0.747	0.747	0.799	0.799	0.800	0.800	0.801
	Right side	0.006	0.052	0.010	0.003	0.043	0.044	0.002	0.001	0.071	0.111	0.112	0.107	0.105	0.107	0.106	0.148	0.146	0.159
	Left side	0.143	0.004	0.056	0.026	0.017	0.120	0.017	0.008	0.228	0.220	0.323	0.207	0.198	0.310	0.301	0.302	0.292	0.366
2A-12A(LAT)	Front side	0.274	0.149	0.050	0.043	0.069	0.224	0.006	0.012	0.515	0.541	0.696	0.540	0.546	0.695	0.702	0.721	0.728	0.808
	Back side	0.303	0.122	0.154	0.062	0.114	0.466	0.039	0.016	0.641	0.693	1.045	0.639	0.617	0.992	0.970	1.043	1.021	1.221
	Top side	0.001	0.001	0.083	0.031	0.053	0.203	0.010	0.009	0.116	0.138	0.288	0.095	0.094	0.246	0.244	0.267	0.266	0.371
	Botom side	0.741	0.113	0.001	0.001	0.002	0.055	0.001	0.001	0.856	0.857	0.910	0.858	0.858	0.911	0.911	0.912	0.912	0.913
	Right side	0.006	0.002	0.010	0.003	0.043	0.044	0.002	0.001	0.022	0.062	0.063	0.057	0.056	0.058	0.057	0.098	0.097	0.109
	Left side	0.143	0.002	0.056	0.026	0.017	0.120	0.017	0.008	0.227	0.218	0.321	0.206	0.196	0.308	0.299	0.300	0.291	0.364
4A-5A(UAT)	Front side	0.173	0.162	0.050	0.043	0.069	0.224	0.006	0.012	0.428	0.454	0.609	0.453	0.460	0.608	0.615	0.634	0.641	0.721
	Back side	0.247	0.123	0.154	0.062	0.114	0.466	0.039	0.016	0.586	0.638	0.990	0.585	0.562	0.937	0.915	0.989	0.966	1.166
	Top side	0.004	0.102	0.083	0.031	0.053	0.203	0.010	0.009	0.220	0.242	0.392	0.199	0.198	0.350	0.348	0.371	0.370	0.476
	Botom side	0.734	0.001	0.001	0.001	0.002	0.055	0.001	0.001	0.737	0.738	0.790	0.739	0.739	0.791	0.791	0.793	0.793	0.794
	Right side	0.052	0.066	0.010	0.003	0.043	0.044	0.002	0.001	0.131	0.171	0.172	0.166	0.165	0.167	0.166	0.207	0.206	0.219
	Left side	0.092	0.052	0.056	0.026	0.017	0.120	0.017	0.008	0.225	0.216	0.319	0.204	0.194	0.307	0.297	0.298	0.289	0.362
4A-5A(LAT)	Front side	0.173	0.251	0.050	0.043	0.069	0.224	0.006	0.012	0.517	0.543	0.698	0.542	0.549	0.697	0.704	0.723	0.730	0.810
	Back side	0.247	0.233	0.154	0.062	0.114	0.466	0.039	0.016	0.696	0.748	1.100	0.695	0.672	1.047	1.025	1.099	1.076	1.276
	Top side	0.004	0.003	0.083	0.031	0.053	0.203	0.010	0.009	0.121	0.143	0.293	0.100	0.099	0.251	0.249	0.272	0.271	0.377
	Botom side	0.734	0.214	0.001	0.001	0.002	0.055	0.001	0.001	0.950	0.951	1.003	0.952	0.952	1.004	1.004	1.005	1.005	1.006
	Right side	0.052	0.163	0.010	0.003	0.043	0.044	0.002	0.001	0.229	0.269	0.270	0.264	0.263	0.265	0.264	0.305	0.304	0.316
	Left side	0.092	0.038	0.056	0.026	0.017	0.120	0.017	0.008	0.211	0.202	0.305	0.190	0.180	0.293	0.283	0.284	0.275	0.348
4A-12A(UAT)	Front side	0.173	0.091	0.050	0.043	0.069	0.224	0.006	0.012	0.357	0.383	0.538	0.382	0.389	0.537	0.544	0.563	0.570	0.650
	Back side	0.247	0.071	0.154	0.062	0.114	0.466	0.039	0.016	0.534	0.586	0.938	0.533	0.510	0.885	0.863	0.937	0.914	1.114
	Top side	0.004	0.062	0.083	0.031	0.053	0.203	0.010	0.009	0.180	0.202	0.352	0.160	0.158	0.310	0.309	0.332	0.330	0.436
	Botom side	0.734	0.001	0.001	0.001	0.002	0.055	0.001	0.001	0.737	0.738	0.791	0.739	0.739	0.792	0.792	0.793	0.793	0.794
	Right side	0.052	0.052	0.010	0.003	0.043	0.044	0.002	0.001	0.117	0.157	0.158	0.152	0.151	0.153	0.152	0.193	0.192	0.204
	Left side	0.092	0.004	0.056	0.026	0.017	0.120	0.017	0.008	0.177	0.168	0.271	0.156	0.146	0.259	0.249	0.250	0.241	0.314
4A-12A(LAT)	Front side	0.173	0.149	0.050	0.043	0.069	0.224	0.006	0.012	0.415	0.440	0.596	0.439	0.446	0.595	0.601	0.620	0.627	0.708
	Back side	0.247	0.122	0.154	0.062	0.114	0.466	0.039	0.016	0.585	0.637	0.989	0.584	0.561	0.936	0.914	0.988	0.965	1.165
	Top side	0.004	0.001	0.083	0.031	0.053	0.203	0.010	0.009	0.119	0.141	0.291	0.098	0.097	0.249	0.247	0.270	0.269	0.375
	Botom side	0.734	0.113	0.001	0.001	0.002	0.055	0.001	0.001	0.849	0.850	0.902	0.851	0.851	0.904	0.904	0.905	0.905	0.906
	Right side	0.052	0.002	0.010	0.003	0.043	0.044	0.002	0.001	0.067	0.108	0.108	0.103	0.101	0.104	0.102	0.144	0.142	0.155
	Left side	0.092	0.002	0.056	0.026	0.017	0.120	0.017	0.008	0.175	0.167	0.270	0.154	0.145	0.257	0.248	0.249	0.239	0.313
12A(UAT)-66A	Front side	0.091	0.173	0.050	0.043	0.069	0.224	0.006	0.012	0.357	0.383	0.538	0.382	0.389	0.537	0.544	0.563	0.570	0.650
	Back side	0.071	0.247	0.154	0.062	0.114	0.466	0.039	0.016	0.534	0.586	0.938	0.533	0.510	0.885	0.863	0.937	0.914	1.114
	Top side	0.062	0.004	0.083	0.031	0.053	0.203	0.010	0.009	0.180	0.202	0.352	0.160	0.158	0.310	0.309	0.332	0.330	0.436
	Botom side	0.001	0.734	0.001	0.001	0.002	0.055	0.001	0.001	0.737	0.738	0.791	0.739	0.739	0.792	0.792	0.793	0.793	0.794
	Right side	0.052	0.052	0.010	0.003	0.043	0.044	0.002	0.001	0.117	0.157	0.158	0.152	0.151	0.153	0.152	0.193	0.192	0.204
	Left side	0.004	0.092	0.056	0.026	0.017	0.120	0.017	0.008	0.177	0.168	0.271	0.156	0.146	0.259	0.249	0.250	0.241	0.314
12A(LAT)-66A	Front side	0.149	0.173	0.050	0.043	0.069	0.224	0.006	0.012	0.415	0.440	0.596	0.439	0.446	0.595	0.601	0.620	0.627	0.708
	Back side	0.122	0.247	0.154	0.062	0.114	0.466	0.039	0.016	0.585	0.637	0.989	0.584	0.561	0.936	0.914	0.988	0.965	1.165
	Top side	0.001	0.004	0.083	0.031	0.053	0.203	0.010	0.009	0.119	0.141	0.291	0.098	0.097	0.249	0.247	0.270	0.269	0.375
	Botom side	0.113	0.734	0.001	0.001	0.002	0.055	0.001	0.001	0.849	0.850	0.902	0.851	0.851	0.904	0.904	0.905	0.905	0.906
	Right side	0.002	0.052	0.010	0.003	0.043	0.044	0.002	0.001	0.067	0.108	0.108	0.103	0.101	0.104	0.102	0.144	0.142	0.155
	Left side	0.002	0.092	0.056	0.026	0.017	0.120	0.017	0.008	0.175	0.167	0.270	0.154	0.145	0.257	0.248	0.249	0.239	0.313

Camera_Body-worn

The simultaneous body-wron exposure conditions for WLAN(Camera mode) with WWAN

WWAN	Exposure position 1g(W/kg)	0	1	2	3	4	5	6	7	Scenario 1	Scenario 2	Scenario 3	Scenario 4	Scenario 5	Scenario 6	Scenario 7	Scenario 8	Scenario 9	Scenario 10
		LTE First Band	LTE Second Band	WLAN 2.4GHz Chain 0	WLAN 2.4GHz Chain 1	WLAN 5GHz Chain 0	WLAN 5GHz Chain 1	Bluetooth Chain0	Bluetooth Chain1	0+1+2+3 Sum	0+1+2+4 Sum	0+1+2+5 Sum	0+1+3+4+6 Sum	0+1+3+4+7 Sum	0+1+3+5+6 Sum	0+1+3+5+7 Sum	0+1+4+5+6 Sum	0+1+4+5+7 Sum	0+1+2+3+4+5 Sum
2A-5A(UAT)	Front side	0.267	0.162	0.009	0.001	0.035	0.051	0.003	0.016	0.441	0.474	0.491	0.469	0.482	0.485	0.499	0.519	0.532	0.527
	Back side	0.313	0.123	0.030	0.048	0.354	0.243	0.017	0.169	0.515	0.821	0.710	0.855	1.007	0.745	0.896	1.051	1.202	1.112
2A-5A(LAT)	Front side	0.267	0.113	0.009	0.001	0.035	0.051	0.003	0.016	0.391	0.425	0.441	0.419	0.433	0.436	0.449	0.469	0.483	0.477
	Back side	0.313	0.186	0.030	0.048	0.354	0.243	0.017	0.169	0.577	0.883	0.773	0.918	1.070	0.807	0.959	1.113	1.265	1.174
2A-12A(UAT)	Front side	0.267	0.091	0.009	0.001	0.035	0.051	0.003	0.016	0.369	0.403	0.419	0.397	0.411	0.414	0.427	0.447	0.461	0.456
	Back side	0.313	0.071	0.030	0.048	0.354	0.243	0.017	0.169	0.463	0.769	0.658	0.803	0.955	0.693	0.844	0.998	1.150	1.059
2A-12A(LAT)	Front side	0.267	0.055	0.009	0.001	0.035	0.051	0.003	0.016	0.333	0.366	0.383	0.361	0.374	0.378	0.391	0.411	0.424	0.419
	Back side	0.313	0.159	0.030	0.048	0.354	0.243	0.017	0.169	0.551	0.857	0.746	0.891	1.043	0.781	0.932	1.087	1.238	1.148
4A-5A(UAT)	Front side	0.122	0.162	0.009	0.001	0.035	0.051	0.003	0.016	0.295	0.329	0.345	0.323	0.337	0.340	0.353	0.373	0.387	0.381
	Back side	0.137	0.123	0.030	0.048	0.354	0.243	0.017	0.169	0.339	0.644	0.534	0.679	0.831	0.569	0.720	0.874	1.026	0.935
4A-5A(LAT)	Front side	0.122	0.113	0.009	0.001	0.035	0.051	0.003	0.016	0.246	0.279	0.296	0.274	0.287	0.291	0.304	0.324	0.337	0.332
	Back side	0.137	0.186	0.030	0.048	0.354	0.243	0.017	0.169	0.401	0.707	0.597	0.742	0.893	0.631	0.783	0.937	1.089	0.998
4A-12A(UAT)	Front side	0.122	0.091	0.009	0.001	0.035	0.051	0.003	0.016	0.224	0.257	0.274	0.252	0.265	0.269	0.282	0.302	0.315	0.310
	Back side	0.137	0.071	0.030	0.048	0.354	0.243	0.017	0.169	0.287	0.592	0.482	0.627	0.779	0.516	0.668	0.822	0.974	0.883
4A-12A(LAT)	Front side	0.122	0.055	0.009	0.001	0.035	0.051	0.003	0.016	0.188	0.221	0.238	0.215	0.229	0.232	0.246	0.265	0.279	0.274
	Back side	0.137	0.159	0.030	0.048	0.354	0.243	0.017	0.169	0.375	0.680	0.570	0.715	0.867	0.605	0.756	0.910	1.062	0.971
12A(UAT)-66A	Front side	0.091	0.122	0.009	0.001	0.035	0.051	0.003	0.016	0.224	0.257	0.274	0.252	0.265	0.269	0.282	0.302	0.315	0.310
	Back side	0.071	0.137	0.030	0.048	0.354	0.243	0.017	0.169	0.287	0.592	0.482	0.627	0.779	0.516	0.668	0.822	0.974	0.883
12A(LAT)-66A	Front side	0.055	0.122	0.009	0.001	0.035	0.051	0.003	0.016	0.188	0.221	0.238	0.215	0.229	0.232	0.246	0.265	0.279	0.274
	Back side	0.159	0.137	0.030	0.048	0.354	0.243	0.017	0.169	0.375	0.680	0.570	0.715	0.867	0.605	0.756	0.910	1.062	0.971

Unless otherwise stated the results shown in this test report refer only to the sample(s) tested and such sample(s) are retained for 90 days only.
除非另有說明，此報告結果僅對測試之樣品負責，同時此樣品僅保留90天。本報告未經本公司書面許可，不可部份複製。
This document is issued by the Company subject to its General Conditions of Service printed overleaf, available on request or accessible at http://www.sgs.com.tw/Terms-and-Conditions and for electronic format documents, subject to Terms and Conditions for Electronic Documents at http://www.sgs.com.tw/Terms-and-Conditions. Attention is drawn to the limitation of liability, indemnification and jurisdiction issues defined therein. Any holder of this document is advised that information contained hereon reflects the Company's findings at the time of its intervention only and within the limits of Client's instructions, if any. The Company's sole responsibility is to its Client and this document does not exonerate parties to a transaction from exercising all their rights and obligations under the transaction documents. This document cannot be reproduced except in full, without prior written approval of the Company. Any unauthorized alteration, forgery or falsification of the content or appearance of this document is unlawful and offenders may be prosecuted to the fullest extent of the law.

Camera_Hotspot

The simultaneous hotspot exposure conditions for WLAN(Camera mode) with WWAN

WWAN	Exposure position 1g(W/kg)	0	1	2	3	4	5	6	7	Scenario 1	Scenario 2	Scenario 3	Scenario 4	Scenario 5	Scenario 6	Scenario 7	Scenario 8	Scenario 9	Scenario 10
		LTE First Band	LTE Second Band	WLAN 2.4GHz Chain 0	WLAN 2.4GHz Chain 1	WLAN 5GHz Chain 0	WLAN 5GHz Chain 1	Bluetooth Chain0	Bluetooth Chain1	0+1+2+3 Sum	0+1+2+4 Sum	0+1+2+5 Sum	0+1+3+4+6 Sum	0+1+3+4+7 Sum	0+1+3+5+6 Sum	0+1+3+5+7 Sum	0+1+4+5+6 Sum	0+1+4+5+7 Sum	0+1+2+3+4+5 Sum
2A-5A(UAT)	Front side	0.266	0.160	0.035	0.011	0.077	0.054	0.006	0.026	0.472	0.538	0.515	0.520	0.540	0.497	0.517	0.562	0.583	0.603
	Back side	0.305	0.123	0.090	0.032	0.459	0.429	0.087	0.076	0.549	0.977	0.946	1.006	0.995	0.976	0.965	1.403	1.392	1.437
	Top side	0.001	0.115	0.073	0.001	0.084	0.003	0.072	0.001	0.190	0.273	0.192	0.274	0.202	0.193	0.121	0.276	0.204	0.277
	Botom side	1.035	0.001	0.001	0.006	0.001	0.102	0.001	0.020	1.043	1.038	1.139	1.044	1.063	1.144	1.164	1.140	1.159	1.145
	Right side	0.017	0.062	0.002	0.002	0.019	0.043	0.003	0.004	0.083	0.100	0.124	0.104	0.104	0.128	0.128	0.145	0.145	0.146
	Left side	0.202	0.086	0.026	0.007	0.073	0.013	0.058	0.016	0.321	0.386	0.327	0.426	0.384	0.366	0.324	0.432	0.390	0.407
2A-5A(LAT)	Front side	0.266	0.241	0.035	0.011	0.077	0.054	0.006	0.026	0.552	0.618	0.595	0.600	0.620	0.577	0.597	0.643	0.663	0.683
	Back side	0.305	0.232	0.090	0.032	0.459	0.429	0.087	0.076	0.658	1.085	1.055	1.115	1.103	1.084	1.073	1.511	1.500	1.546
	Top side	0.001	0.003	0.073	0.001	0.084	0.003	0.072	0.001	0.078	0.161	0.080	0.161	0.090	0.081	0.009	0.163	0.092	0.165
	Botom side	1.035	0.209	0.001	0.006	0.001	0.102	0.001	0.020	1.251	1.246	1.347	1.252	1.271	1.353	1.372	1.348	1.367	1.354
	Right side	0.017	0.168	0.002	0.002	0.019	0.043	0.003	0.004	0.189	0.206	0.230	0.210	0.210	0.234	0.234	0.251	0.251	0.252
	Left side	0.202	0.031	0.026	0.007	0.073	0.013	0.058	0.016	0.266	0.332	0.272	0.371	0.329	0.312	0.270	0.377	0.335	0.352
2A-12A(UAT)	Front side	0.266	0.091	0.035	0.011	0.077	0.054	0.006	0.026	0.403	0.468	0.446	0.450	0.471	0.428	0.448	0.493	0.514	0.534
	Back side	0.305	0.071	0.090	0.032	0.459	0.429	0.087	0.076	0.497	0.924	0.894	0.954	0.943	0.924	0.912	1.351	1.339	1.385
	Top side	0.001	0.062	0.073	0.001	0.084	0.003	0.072	0.001	0.137	0.220	0.139	0.221	0.149	0.140	0.068	0.223	0.151	0.224
	Botom side	1.035	0.001	0.001	0.006	0.001	0.102	0.001	0.020	1.043	1.038	1.139	1.044	1.063	1.145	1.164	1.140	1.159	1.146
	Right side	0.017	0.052	0.002	0.002	0.019	0.043	0.003	0.004	0.073	0.090	0.114	0.093	0.094	0.117	0.118	0.134	0.135	0.135
	Left side	0.202	0.004	0.026	0.007	0.073	0.013	0.058	0.016	0.239	0.304	0.245	0.344	0.302	0.284	0.242	0.349	0.307	0.324
2A-12A(LAT)	Front side	0.266	0.158	0.035	0.011	0.077	0.054	0.006	0.026	0.470	0.535	0.512	0.517	0.537	0.494	0.515	0.560	0.580	0.600
	Back side	0.305	0.136	0.090	0.032	0.459	0.429	0.087	0.076	0.562	0.989	0.959	1.019	1.007	0.988	0.977	1.416	1.404	1.450
	Top side	0.001	0.001	0.073	0.001	0.084	0.003	0.072	0.001	0.076	0.159	0.078	0.159	0.088	0.078	0.007	0.161	0.090	0.163
	Botom side	1.035	0.105	0.001	0.006	0.001	0.102	0.001	0.020	1.147	1.143	1.243	1.148	1.167	1.249	1.268	1.244	1.263	1.250
	Right side	0.017	0.001	0.002	0.002	0.019	0.043	0.003	0.004	0.022	0.039	0.063	0.043	0.043	0.067	0.067	0.084	0.084	0.085
	Left side	0.202	0.002	0.026	0.007	0.073	0.013	0.058	0.016	0.237	0.303	0.243	0.342	0.300	0.283	0.241	0.348	0.306	0.323
4A-5A(UAT)	Front side	0.211	0.160	0.035	0.011	0.077	0.054	0.006	0.026	0.418	0.484	0.461	0.465	0.486	0.443	0.463	0.508	0.529	0.549
	Back side	0.306	0.123	0.090	0.032	0.459	0.429	0.087	0.076	0.551	0.978	0.947	1.007	0.996	0.977	0.966	1.404	1.393	1.438
	Top side	0.003	0.115	0.073	0.001	0.084	0.003	0.072	0.001	0.192	0.275	0.194	0.276	0.204	0.195	0.124	0.278	0.206	0.279
	Botom side	0.933	0.001	0.001	0.006	0.001	0.102	0.001	0.020	0.940	0.936	1.036	0.942	0.961	1.042	1.061	1.037	1.057	1.043
	Right side	0.066	0.062	0.002	0.002	0.019	0.043	0.003	0.004	0.133	0.150	0.174	0.153	0.154	0.177	0.178	0.194	0.195	0.195
	Left side	0.119	0.086	0.026	0.007	0.073	0.013	0.058	0.016	0.238	0.303	0.244	0.343	0.301	0.283	0.241	0.348	0.307	0.323
4A-5A(LAT)	Front side	0.211	0.241	0.035	0.011	0.077	0.054	0.006	0.026	0.498	0.564	0.541	0.546	0.566	0.523	0.543	0.588	0.609	0.629
	Back side	0.306	0.232	0.090	0.032	0.459	0.429	0.087	0.076	0.659	1.086	1.056	1.116	1.104	1.085	1.074	1.512	1.501	1.547
	Top side	0.003	0.003	0.073	0.001	0.084	0.003	0.072	0.001	0.080	0.163	0.082	0.164	0.092	0.083	0.011	0.166	0.094	0.167
	Botom side	0.933	0.209	0.001	0.006	0.001	0.102	0.001	0.020	1.149	1.144	1.245	1.150	1.169	1.251	1.270	1.246	1.265	1.252
	Right side	0.066	0.168	0.002	0.002	0.019	0.043	0.003	0.004	0.239	0.255	0.279	0.259	0.260	0.283	0.284	0.300	0.300	0.301
	Left side	0.119	0.031	0.026	0.007	0.073	0.013	0.058	0.016	0.183	0.248	0.189	0.288	0.246	0.228	0.187	0.294	0.252	0.269
4A-12A(UAT)	Front side	0.211	0.091	0.035	0.011	0.077	0.054	0.006	0.026	0.349	0.414	0.392	0.396	0.417	0.374	0.394	0.439	0.459	0.480
	Back side	0.306	0.071	0.090	0.032	0.459	0.429	0.087	0.076	0.498	0.925	0.895	0.955	0.944	0.925	0.913	1.352	1.340	1.386
	Top side	0.003	0.062	0.073	0.001	0.084	0.003	0.072	0.001	0.139	0.222	0.141	0.223	0.151	0.142	0.071	0.225	0.153	0.226
	Botom side	0.933	0.001	0.001	0.006	0.001	0.102	0.001	0.020	0.941	0.936	1.037	0.942	0.961	1.042	1.062	1.038	1.057	1.043
	Right side	0.066	0.052	0.002	0.002	0.019	0.043	0.003	0.004	0.122	0.139	0.163	0.142	0.143	0.166	0.167	0.183	0.184	0.184
	Left side	0.119	0.004	0.026	0.007	0.073	0.013	0.058	0.016	0.156	0.221	0.161	0.261	0.219	0.201	0.159	0.266	0.224	0.241
4A-12A(LAT)	Front side	0.211	0.158	0.035	0.011	0.077	0.054	0.006	0.026	0.415	0.481	0.458	0.463	0.483	0.440	0.460	0.506	0.526	0.546
	Back side	0.306	0.136	0.090	0.032	0.459	0.429	0.087	0.076	0.563	0.990	0.960	1.020	1.008	0.989	0.978	1.417	1.405	1.451
	Top side	0.003	0.001	0.073	0.001	0.084	0.003	0.072	0.001	0.078	0.161	0.080	0.162	0.090	0.081	0.009	0.164	0.092	0.165
	Botom side	0.933	0.105	0.001	0.006	0.001	0.102	0.001	0.020	1.045	1.040	1.141	1.046	1.065	1.147	1.166	1.142	1.161	1.148
	Right side	0.066	0.001	0.002	0.002	0.019	0.043	0.003	0.004	0.071	0.088	0.112	0.092	0.092	0.116	0.116	0.133	0.133	0.134
	Left side	0.119	0.002	0.026	0.007	0.073	0.013	0.058	0.016	0.154	0.219	0.160	0.259	0.217	0.199	0.157	0.265	0.223	0.240
12A(UAT)-66A	Front side	0.091	0.211	0.035	0.011	0.077	0.054	0.006	0.026	0.349	0.414	0.392	0.396	0.417	0.374	0.394	0.439	0.459	0.480
	Back side	0.071	0.306	0.090	0.032	0.459	0.429	0.087	0.076	0.498	0.925	0.895	0.955	0.944	0.925	0.913	1.352	1.340	1.386
	Top side	0.062	0.003	0.073	0.001	0.084	0.003	0.072	0.001	0.139	0.222	0.141	0.223	0.151	0.142	0.071	0.225	0.153	0.226
	Botom side	0.001	0.933	0.001	0.006	0.001	0.102	0.001	0.020	0.941	0.936	1.037	0.942	0.961	1.042	1.062	1.038	1.057	1.043
	Right side	0.052	0.066	0.002	0.002	0.019	0.043	0.003	0.004	0.122	0.139	0.163	0.142	0.143	0.166	0.167	0.183	0.184	0.184
	Left side	0.004	0.119	0.026	0.007	0.073	0.013	0.058	0.016	0.156	0.221	0.161	0.261	0.219	0.201	0.159	0.266	0.224	0.241
12A(LAT)-66A	Front side	0.158	0.211	0.035	0.011	0.077	0.054	0.006	0.026	0.415	0.481	0.458	0.463	0.483	0.440	0.460	0.506	0.526	0.546
	Back side	0.136	0.306	0.090	0.032	0.459	0.429	0.087	0.076	0.563	0.990	0.960	1.020	1.008	0.989	0.978	1.417	1.405	1.451
	Top side	0.001	0.003	0.073	0.001	0.084	0.003	0.072	0.001	0.078	0.161	0.080	0.162	0.090	0.081	0.009	0.164	0.092	0.165
	Botom side	0.105	0.933	0.001	0.006	0.001	0.102	0.001	0.020	1.045	1.040	1.141	1.046	1.065	1.147	1.166	1.142	1.161	1.148
	Right side	0.001	0.066	0.002	0.002	0.019	0.043	0.003	0.004	0.071	0.088	0.112	0.092	0.092	0.116	0.116	0.133	0.133	0.134
	Left side	0.002	0.119	0.026	0.007	0.073	0.013	0.058	0.016	0.154	0.219	0.160	0.259	0.217	0.199	0.157	0.265	0.223	0.240

Normal_Landscape_Body

The simultaneous body-wron exposure conditions for WLAN(normal landscape mode) with WWAN

WWAN	Exposure position 1g(W/kg)	0	1	2	3	4	5	6	7	Scenario 1	Scenario 2	Scenario 3	Scenario 4	Scenario 5	Scenario 6	Scenario 7	Scenario 8	Scenario 9	Scenario 10
		LTE First Band	LTE Second Band	WLAN 2.4GHz Chain 0	WLAN 2.4GHz Chain 1	WLAN 5GHz Chain 0	WLAN 5GHz Chain 1	Bluetooth Chain0	Bluetooth Chain1	0+1+2+3 Sum	0+1+2+4 Sum	0+1+2+5 Sum	0+1+3+4+6 Sum	0+1+3+4+7 Sum	0+1+3+5+6 Sum	0+1+3+5+7 Sum	0+1+4+5+6 Sum	0+1+4+5+7 Sum	0+1+2+3+4+5 Sum
2A-5A(UAT)	Front side	0.267	0.162	0.020	0.001	0.061	0.051	0.002	0.016	0.452	0.512	0.502	0.495	0.509	0.485	0.499	0.545	0.559	0.565
	Back side	0.313	0.123	0.075	0.048	0.080	0.243	0.014	0.169	0.559	0.591	0.754	0.578	0.733	0.741	0.896	0.773	0.928	0.882
2A-5A(LAT)	Front side	0.267	0.113	0.020	0.001	0.061	0.051	0.002	0.016	0.402	0.462	0.452	0.445	0.459	0.435	0.449	0.495	0.509	0.515
	Back side	0.313	0.186	0.075	0.048	0.080	0.243	0.014	0.169	0.622	0.654	0.817	0.640	0.796	0.804	0.959	0.836	0.991	0.944
2A-12A(UAT)	Front side	0.267	0.091	0.020	0.001	0.061	0.051	0.002	0.016	0.381	0.441	0.431	0.424	0.438	0.414	0.427	0.474	0.488	0.493
	Back side	0.313	0.071	0.075	0.048	0.080	0.243	0.014	0.169	0.507	0.539	0.702	0.526	0.681	0.689	0.844	0.721	0.876	0.830
2A-12A(LAT)	Front side	0.267	0.055	0.020	0.001	0.061	0.051	0.002	0.016	0.344	0.404	0.394	0.387	0.401	0.377	0.391	0.437	0.451	0.457
	Back side	0.313	0.159	0.075	0.048	0.080	0.243	0.014	0.169	0.595	0.627	0.790	0.614	0.769	0.777	0.932	0.809	0.964	0.918
4A-5A(UAT)	Front side	0.122	0.162	0.020	0.001	0.061	0.051	0.002	0.016	0.306	0.367	0.356	0.350	0.363	0.340	0.353	0.400	0.413	0.419
	Back side	0.137	0.123	0.075	0.048	0.080	0.243	0.014	0.169	0.383	0.415	0.578	0.402	0.557	0.565	0.720	0.597	0.752	0.706
4A-5A(LAT)	Front side	0.122	0.113	0.020	0.001	0.061	0.051	0.002	0.016	0.257	0.317	0.307	0.300	0.314	0.290	0.304	0.350	0.364	0.370
	Back side	0.137	0.186	0.075	0.048	0.080	0.243	0.014	0.169	0.445	0.477	0.641	0.464	0.619	0.628	0.783	0.660	0.815	0.768
4A-12A(UAT)	Front side	0.122	0.091	0.020	0.001	0.061	0.051	0.002	0.016	0.235	0.295	0.285	0.278	0.292	0.268	0.282	0.328	0.342	0.348
	Back side	0.137	0.071	0.075	0.048	0.080	0.243	0.014	0.169	0.331	0.363	0.526	0.350	0.505	0.513	0.668	0.545	0.700	0.654
4A-12A(LAT)	Front side	0.122	0.055	0.020	0.001	0.061	0.051	0.002	0.016	0.199	0.259	0.249	0.242	0.256	0.232	0.246	0.292	0.306	0.312
	Back side	0.137	0.159	0.075	0.048	0.080	0.243	0.014	0.169	0.419	0.451	0.614	0.438	0.593	0.601	0.756	0.633	0.788	0.742
12A(UAT)-66A	Front side	0.091	0.122	0.020	0.001	0.061	0.051	0.002	0.016	0.235	0.295	0.285	0.278	0.292	0.268	0.282	0.328	0.342	0.348
	Back side	0.071	0.137	0.075	0.048	0.080	0.243	0.014	0.169	0.331	0.363	0.526	0.350	0.505	0.513	0.668	0.545	0.700	0.654
12A(LAT)-66A	Front side	0.055	0.122	0.020	0.001	0.061	0.051	0.002	0.016	0.199	0.259	0.249	0.242	0.256	0.232	0.246	0.292	0.306	0.312
	Back side	0.159	0.137	0.075	0.048	0.080	0.243	0.014	0.169	0.419	0.451	0.614	0.438	0.593	0.601	0.756	0.633	0.788	0.742

Unless otherwise stated the results shown in this test report refer only to the sample(s) tested and such sample(s) are retained for 90 days only.
除非另有說明，此報告結果僅對測試之樣品負責，同時此樣品僅保留90天。本報告未經本公司書面許可，不可部份複製。
This document is issued by the Company subject to its General Conditions of Service printed overleaf, available on request or accessible at http://www.sgs.com.tw/Terms-and-Conditions and for electronic format documents, subject to Terms and Conditions for Electronic Documents at http://www.sgs.com.tw/Terms-and-Conditions. Attention is drawn to the limitation of liability, indemnification and jurisdiction issues defined therein. Any holder of this document is advised that information contained hereon reflects the Company's findings at the time of its intervention only and within the limits of Client's instructions, if any. The Company's sole responsibility is to its Client and this document does not exonerate parties to a transaction from exercising all their rights and obligations under the transaction documents. This document cannot be reproduced except in full, without prior written approval of the Company. Any unauthorized alteration, forgery or falsification of the content or appearance of this document is unlawful and offenders may be prosecuted to the fullest extent of the law.

Normal_Landscape_Hotspot

The simultaneous hotspot exposure conditions for WLAN(normal landscape mode) with WWAN

WWAN	Exposure position 1g(W/kg)	0	1	2	3	4	5	6	7	Scenario 1	Scenario 2	Scenario 3	Scenario 4	Scenario 5	Scenario 6	Scenario 7	Scenario 8	Scenario 9	Scenario 10
		LTE First Band	LTE Second Band	WLAN 2.4GHz Chain 0	WLAN 2.4GHz Chain 1	WLAN 5GHz Chain 0	WLAN 5GHz Chain 1	Bluetooth Chain0	Bluetooth Chain1	0+1+2+3 Sum	0+1+2+4 Sum	0+1+2+5 Sum	0+1+3+4+6 Sum	0+1+3+4+7 Sum	0+1+3+5+6 Sum	0+1+3+5+7 Sum	0+1+4+5+6 Sum	0+1+4+5+7 Sum	0+1+2+3+4+5 Sum
2A-5A(UAT)	Front side	0.274	0.162	0.050	0.011	0.069	0.054	0.006	0.026	0.497	0.555	0.540	0.522	0.542	0.507	0.527	0.565	0.585	0.620
	Back side	0.303	0.123	0.154	0.032	0.114	0.429	0.039	0.076	0.612	0.694	1.009	0.610	0.647	0.925	0.962	1.007	1.044	1.155
	Top side	0.001	0.102	0.083	0.001	0.053	0.003	0.010	0.001	0.187	0.239	0.189	0.166	0.158	0.117	0.108	0.168	0.160	0.243
	Botom side	0.741	0.001	0.001	0.006	0.002	0.102	0.001	0.020	0.749	0.745	0.845	0.751	0.770	0.851	0.870	0.847	0.866	0.853
	Right side	0.006	0.066	0.010	0.002	0.043	0.043	0.002	0.004	0.085	0.126	0.125	0.120	0.121	0.120	0.121	0.161	0.162	0.171
	Left side	0.143	0.052	0.056	0.007	0.017	0.013	0.017	0.016	0.258	0.268	0.264	0.237	0.235	0.232	0.231	0.242	0.241	0.288
2A-5A(LAT)	Front side	0.274	0.251	0.050	0.011	0.069	0.054	0.006	0.026	0.586	0.643	0.629	0.611	0.631	0.596	0.616	0.653	0.674	0.709
	Back side	0.303	0.233	0.154	0.032	0.114	0.429	0.039	0.076	0.722	0.804	1.119	0.720	0.757	1.035	1.072	1.117	1.154	1.265
	Top side	0.001	0.003	0.083	0.001	0.053	0.003	0.010	0.001	0.088	0.140	0.090	0.067	0.059	0.018	0.009	0.069	0.061	0.144
	Botom side	0.741	0.214	0.001	0.006	0.002	0.102	0.001	0.020	0.962	0.958	1.058	0.964	0.983	1.064	1.083	1.060	1.079	1.066
	Right side	0.006	0.163	0.010	0.002	0.043	0.043	0.002	0.004	0.182	0.223	0.223	0.218	0.219	0.217	0.219	0.258	0.260	0.269
	Left side	0.143	0.038	0.056	0.007	0.017	0.013	0.017	0.016	0.244	0.254	0.250	0.223	0.221	0.218	0.217	0.228	0.227	0.274
2A-12A(UAT)	Front side	0.274	0.091	0.050	0.011	0.069	0.054	0.006	0.026	0.426	0.483	0.468	0.450	0.471	0.436	0.456	0.493	0.514	0.549
	Back side	0.303	0.071	0.154	0.032	0.114	0.429	0.039	0.076	0.560	0.642	0.957	0.558	0.595	0.873	0.910	0.955	0.992	1.102
	Top side	0.001	0.062	0.083	0.001	0.053	0.003	0.010	0.001	0.147	0.199	0.149	0.127	0.118	0.077	0.068	0.129	0.120	0.203
	Botom side	0.741	0.001	0.001	0.006	0.002	0.102	0.001	0.020	0.749	0.746	0.845	0.751	0.771	0.851	0.870	0.847	0.866	0.853
	Right side	0.006	0.052	0.010	0.002	0.043	0.043	0.002	0.004	0.070	0.111	0.111	0.106	0.107	0.106	0.107	0.147	0.148	0.157
	Left side	0.143	0.004	0.056	0.007	0.017	0.013	0.017	0.016	0.210	0.220	0.216	0.189	0.187	0.184	0.183	0.194	0.193	0.240
2A-12A(LAT)	Front side	0.274	0.149	0.050	0.011	0.069	0.054	0.006	0.026	0.483	0.541	0.526	0.508	0.528	0.493	0.513	0.551	0.571	0.606
	Back side	0.303	0.122	0.154	0.032	0.114	0.429	0.039	0.076	0.611	0.693	1.008	0.609	0.646	0.924	0.961	1.006	1.043	1.154
	Top side	0.001	0.001	0.083	0.001	0.053	0.003	0.010	0.001	0.086	0.138	0.088	0.065	0.057	0.016	0.007	0.067	0.059	0.142
	Botom side	0.741	0.113	0.001	0.006	0.002	0.102	0.001	0.020	0.861	0.857	0.957	0.863	0.882	0.963	0.982	0.959	0.978	0.965
	Right side	0.006	0.002	0.010	0.002	0.043	0.043	0.002	0.004	0.021	0.062	0.062	0.056	0.058	0.056	0.058	0.097	0.099	0.108
	Left side	0.143	0.002	0.056	0.007	0.017	0.013	0.017	0.016	0.208	0.218	0.214	0.187	0.186	0.183	0.182	0.193	0.191	0.238
4A-5A(UAT)	Front side	0.173	0.162	0.050	0.011	0.069	0.054	0.006	0.026	0.397	0.454	0.439	0.421	0.442	0.407	0.427	0.464	0.485	0.520
	Back side	0.247	0.123	0.154	0.032	0.114	0.429	0.039	0.076	0.556	0.638	0.953	0.554	0.591	0.869	0.906	0.951	0.988	1.099
	Top side	0.004	0.102	0.083	0.001	0.053	0.003	0.010	0.001	0.190	0.242	0.192	0.169	0.161	0.120	0.111	0.172	0.163	0.246
	Botom side	0.734	0.001	0.001	0.006	0.002	0.102	0.001	0.020	0.742	0.738	0.837	0.744	0.763	0.843	0.862	0.839	0.859	0.845
	Right side	0.052	0.066	0.010	0.002	0.043	0.043	0.002	0.004	0.130	0.171	0.171	0.165	0.167	0.165	0.167	0.206	0.208	0.217
	Left side	0.092	0.052	0.056	0.007	0.017	0.013	0.017	0.016	0.207	0.216	0.212	0.185	0.184	0.181	0.180	0.191	0.190	0.237
4A-5A(LAT)	Front side	0.173	0.251	0.050	0.011	0.069	0.054	0.006	0.026	0.485	0.543	0.528	0.510	0.531	0.495	0.516	0.553	0.573	0.608
	Back side	0.247	0.233	0.154	0.032	0.114	0.429	0.039	0.076	0.666	0.748	1.063	0.664	0.701	0.979	1.016	1.061	1.098	1.209
	Top side	0.004	0.003	0.083	0.001	0.053	0.003	0.010	0.001	0.091	0.143	0.093	0.071	0.062	0.021	0.012	0.073	0.064	0.147
	Botom side	0.734	0.214	0.001	0.006	0.002	0.102	0.001	0.020	0.954	0.951	1.050	0.957	0.976	1.056	1.075	1.052	1.072	1.058
	Right side	0.052	0.163	0.010	0.002	0.043	0.043	0.002	0.004	0.228	0.269	0.269	0.263	0.265	0.263	0.265	0.304	0.306	0.315
	Left side	0.092	0.038	0.056	0.007	0.017	0.013	0.017	0.016	0.192	0.202	0.198	0.171	0.170	0.167	0.166	0.177	0.176	0.223
4A-12A(UAT)	Front side	0.173	0.091	0.050	0.011	0.069	0.054	0.006	0.026	0.325	0.383	0.368	0.350	0.370	0.335	0.356	0.393	0.413	0.448
	Back side	0.247	0.071	0.154	0.032	0.114	0.429	0.039	0.076	0.504	0.586	0.901	0.502	0.539	0.817	0.854	0.899	0.936	1.047
	Top side	0.004	0.062	0.083	0.001	0.053	0.003	0.010	0.001	0.151	0.202	0.153	0.130	0.121	0.080	0.071	0.132	0.123	0.206
	Botom side	0.734	0.001	0.001	0.006	0.002	0.102	0.001	0.020	0.742	0.738	0.838	0.744	0.763	0.843	0.863	0.840	0.859	0.845
	Right side	0.052	0.052	0.010	0.002	0.043	0.043	0.002	0.004	0.116	0.157	0.157	0.151	0.153	0.151	0.153	0.192	0.194	0.203
	Left side	0.092	0.004	0.056	0.007	0.017	0.013	0.017	0.016	0.159	0.168	0.164	0.137	0.136	0.133	0.132	0.143	0.142	0.189
4A-12A(LAT)	Front side	0.173	0.149	0.050	0.011	0.069	0.054	0.006	0.026	0.383	0.440	0.426	0.408	0.428	0.393	0.413	0.450	0.471	0.506
	Back side	0.247	0.122	0.154	0.032	0.114	0.429	0.039	0.076	0.555	0.637	0.952	0.553	0.590	0.868	0.905	0.950	0.987	1.098
	Top side	0.004	0.001	0.083	0.001	0.053	0.003	0.010	0.001	0.089	0.141	0.091	0.069	0.060	0.019	0.010	0.071	0.062	0.145
	Botom side	0.734	0.113	0.001	0.006	0.002	0.102	0.001	0.020	0.854	0.850	0.949	0.856	0.875	0.955	0.974	0.951	0.971	0.957
	Right side	0.052	0.002	0.010	0.002	0.043	0.043	0.002	0.004	0.067	0.108	0.107	0.102	0.103	0.102	0.103	0.143	0.144	0.153
	Left side	0.092	0.002	0.056	0.007	0.017	0.013	0.017	0.016	0.157	0.167	0.163	0.136	0.134	0.131	0.130	0.141	0.140	0.187
12A(UAT)-66A	Front side	0.091	0.173	0.050	0.011	0.069	0.054	0.006	0.026	0.325	0.383	0.368	0.350	0.370	0.335	0.356	0.393	0.413	0.448
	Back side	0.071	0.247	0.154	0.032	0.114	0.429	0.039	0.076	0.504	0.586	0.901	0.502	0.539	0.817	0.854	0.899	0.936	1.047
	Top side	0.062	0.004	0.083	0.001	0.053	0.003	0.010	0.001	0.151	0.202	0.153	0.130	0.121	0.080	0.071	0.132	0.123	0.206
	Botom side	0.001	0.734	0.001	0.006	0.002	0.102	0.001	0.020	0.742	0.738	0.838	0.744	0.763	0.843	0.863	0.840	0.859	0.845
	Right side	0.052	0.052	0.010	0.002	0.043	0.043	0.002	0.004	0.116	0.157	0.157	0.151	0.153	0.151	0.153	0.192	0.194	0.203
	Left side	0.004	0.092	0.056	0.007	0.017	0.013	0.017	0.016	0.159	0.168	0.164	0.137	0.136	0.133	0.132	0.143	0.142	0.189
12A(LAT)-66A	Front side	0.149	0.173	0.050	0.011	0.069	0.054	0.006	0.026	0.383	0.440	0.426	0.408	0.428	0.393	0.413	0.450	0.471	0.506
	Back side	0.122	0.247	0.154	0.032	0.114	0.429	0.039	0.076	0.555	0.637	0.952	0.553	0.590	0.868	0.905	0.950	0.987	1.098
	Top side	0.001	0.004	0.083	0.001	0.053	0.003	0.010	0.001	0.089	0.141	0.091	0.069	0.060	0.019	0.010	0.071	0.062	0.145
	Botom side	0.113	0.734	0.001	0.006	0.002	0.102	0.001	0.020	0.854	0.850	0.949	0.856	0.875	0.955	0.974	0.951	0.971	0.957
	Right side	0.002	0.052	0.010	0.002	0.043	0.043	0.002	0.004	0.067	0.108	0.107	0.102	0.103	0.102	0.103	0.143	0.144	0.153
	Left side	0.002	0.092	0.056	0.007	0.017	0.013	0.017	0.016	0.157	0.167	0.163	0.136	0.134	0.131	0.130	0.141	0.140	0.187

Gaming_Body

The simultaneous body-worn exposure conditions for WLAN(Gaming mode) with WWAN

WWAN	Exposure position 1g(W/kg)	0	1	2	3	4	5	6	7	Scenario 1	Scenario 2	Scenario 3	Scenario 4	Scenario 5	Scenario 6	Scenario 7	Scenario 8	Scenario 9	Scenario 10
		LTE First Band	LTE Second Band	WLAN 2.4GHz Chain 0	WLAN 2.4GHz Chain 1	WLAN 5GHz Chain 0	WLAN 5GHz Chain 1	Bluetooth Chain0	Bluetooth Chain1	0+1+2+3 Sum	0+1+2+4 Sum	0+1+2+5 Sum	0+1+3+4+6 Sum	0+1+3+4+7 Sum	0+1+3+5+6 Sum	0+1+3+5+7 Sum	0+1+4+5+6 Sum	0+1+4+5+7 Sum	0+1+2+3+4+5 Sum
2A-5A(UAT)	Front side	0.267	0.162	0.020	0.001	0.061	0.083	0.002	0.016	0.452	0.512	0.533	0.495	0.509	0.517	0.530	0.577	0.590	0.596
	Back side	0.313	0.123	0.075	0.048	0.080	0.451	0.014	0.169	0.559	0.591	0.962	0.578	0.733	0.949	1.104	0.981	1.136	1.090
2A-5A(LAT)	Front side	0.267	0.113	0.020	0.001	0.061	0.083	0.002	0.016	0.402	0.462	0.484	0.445	0.459	0.467	0.481	0.527	0.541	0.547
	Back side	0.313	0.186	0.075	0.048	0.080	0.451	0.014	0.169	0.622	0.654	1.025	0.640	0.796	1.012	1.167	1.044	1.199	1.152
2A-12A(UAT)	Front side	0.267	0.091	0.020	0.001	0.061	0.083	0.002	0.016	0.381	0.441	0.462	0.424	0.438	0.445	0.459	0.505	0.519	0.525
	Back side	0.313	0.071	0.075	0.048	0.080	0.451	0.014	0.169	0.507	0.539	0.910	0.526	0.681	0.897	1.052	0.929	1.084	1.037
2A-12A(LAT)	Front side	0.267	0.055	0.020	0.001	0.061	0.083	0.002	0.016	0.344	0.404	0.426	0.387	0.401	0.409	0.423	0.469	0.483	0.489
	Back side	0.313	0.159	0.075	0.048	0.080	0.451	0.014	0.169	0.595	0.627	0.998	0.614	0.769	0.985	1.140	1.017	1.172	1.126
4A-5A(UAT)	Front side	0.122	0.162	0.020	0.001	0.061	0.083	0.002	0.016	0.306	0.367	0.388	0.350	0.363	0.371	0.385	0.431	0.445	0.451
	Back side	0.137	0.123	0.075	0.048	0.080	0.451	0.014	0.169	0.383	0.415	0.786	0.402	0.557	0.773	0.928	0.805	0.960	0.913
4A-5A(LAT)	Front side	0.122	0.113	0.020	0.001	0.061	0.083	0.002	0.016	0.257	0.317	0.339	0.300	0.314	0.322	0.336	0.382	0.396	0.402
	Back side	0.137	0.186	0.075	0.048	0.080	0.451	0.014	0.169	0.445	0.477	0.848	0.464	0.619	0.835	0.991	0.867	1.023	0.976
4A-12A(UAT)	Front side	0.122	0.091	0.020	0.001	0.061	0.083	0.002	0.016	0.235	0.295	0.317	0.278	0.292	0.300	0.314	0.360	0.374	0.380
	Back side	0.137	0.071	0.075	0.048	0.080	0.451	0.014	0.169	0.331	0.363	0.734	0.350	0.505	0.721	0.876	0.753	0.908	0.861
4A-12A(LAT)	Front side	0.122	0.055	0.020	0.001	0.061	0.083	0.002	0.016	0.199	0.259	0.280	0.242	0.256	0.263	0.277	0.323	0.337	0.343
	Back side	0.137	0.159	0.075	0.048	0.080	0.451	0.014	0.169	0.419	0.451	0.822	0.438	0.593	0.809	0.964	0.841	0.996	0.949
12A(UAT)-66A	Front side	0.091	0.122	0.020	0.001	0.061	0.083	0.002	0.016	0.235	0.295	0.317	0.278	0.292	0.300	0.314	0.360	0.374	0.380
	Back side	0.071	0.137	0.075	0.048	0.080	0.451	0.014	0.169	0.331	0.363	0.734	0.350	0.505	0.721	0.876	0.753	0.908	0.861
12A(LAT)-66A	Front side	0.055	0.122	0.020	0.001	0.061	0.083	0.002	0.016	0.199	0.259	0.280	0.242	0.256	0.263	0.277	0.323	0.337	0.343
	Back side	0.159	0.137	0.075	0.048	0.080	0.451	0.014	0.169	0.419	0.451	0.822	0.438	0.593	0.809	0.964	0.841	0.996	0.949

Unless otherwise stated the results shown in this test report refer only to the sample(s) tested and such sample(s) are retained for 90 days only.
除非另有說明，此報告結果僅對測試之樣品負責，同時此樣品僅保留90天。本報告未經本公司書面許可，不可部份複製。
This document is issued by the Company subject to its General Conditions of Service printed overleaf, available on request or accessible at http://www.sgs.com.tw/Terms-and-Conditions and for electronic format documents, subject to Terms and Conditions for Electronic Documents at http://www.sgs.com.tw/Terms-and-Conditions. Attention is drawn to the limitation of liability, indemnification and jurisdiction issues defined therein. Any holder of this document is advised that information contained hereon reflects the Company's findings at the time of its intervention only and within the limits of Client's instructions, if any. The Company's sole responsibility is to its Client and this document does not exonerate parties to a transaction from exercising all their rights and obligations under the transaction documents. This document cannot be reproduced except in full, without prior written approval of the Company. Any unauthorized alteration, forgery or falsification of the content or appearance of this document is unlawful and offenders may be prosecuted to the fullest extent of the law.

Gaming_Hotspot

The simultaneous hotspot exposure conditions for WLAN(Gaming mode) with WWAN

WWAN	Exposure position 1g(W/kg)	0	1	2	3	4	5	6	7	Scenario 1	Scenario 2	Scenario 3	Scenario 4	Scenario 5	Scenario 6	Scenario 7	Scenario 8	Scenario 9	Scenario 10
		LTE First Band	LTE Second Band	WLAN 2.4GHz Chain 0	WLAN 2.4GHz Chain 1	WLAN 5GHz Chain 0	WLAN 5GHz Chain 1	Bluetooth Chain0	Bluetooth Chain1	0+1+2+3 Sum	0+1+2+4 Sum	0+1+2+5 Sum	0+1+3+4+6 Sum	0+1+3+4+7 Sum	0+1+3+5+6 Sum	0+1+3+5+7 Sum	0+1+4+5+6 Sum	0+1+4+5+7 Sum	0+1+2+3+4+5 Sum
2A-5A(UAT)	Front side	0.274	0.162	0.050	0.011	0.069	0.122	0.006	0.026	0.497	0.555	0.608	0.522	0.542	0.575	0.595	0.633	0.653	0.688
	Back side	0.303	0.123	0.154	0.032	0.114	0.601	0.039	0.076	0.612	0.694	1.181	0.610	0.647	1.097	1.134	1.179	1.216	1.327
	Top side	0.001	0.102	0.083	0.001	0.053	0.029	0.010	0.001	0.187	0.239	0.215	0.166	0.158	0.142	0.134	0.194	0.185	0.268
	Botom side	0.741	0.001	0.001	0.006	0.002	0.024	0.001	0.020	0.749	0.745	0.767	0.751	0.770	0.773	0.792	0.769	0.789	0.775
	Right side	0.006	0.066	0.010	0.002	0.043	0.090	0.002	0.004	0.085	0.126	0.172	0.120	0.121	0.166	0.168	0.207	0.209	0.217
	Left side	0.143	0.052	0.056	0.007	0.017	0.003	0.017	0.016	0.258	0.268	0.254	0.237	0.235	0.223	0.222	0.233	0.232	0.279
2A-5A(LAT)	Front side	0.274	0.176	0.050	0.011	0.069	0.122	0.006	0.026	0.510	0.568	0.621	0.535	0.555	0.588	0.608	0.646	0.666	0.701
	Back side	0.303	0.164	0.154	0.032	0.114	0.601	0.039	0.076	0.652	0.734	1.222	0.651	0.688	1.138	1.175	1.220	1.257	1.367
	Top side	0.001	0.001	0.083	0.001	0.053	0.029	0.010	0.001	0.086	0.138	0.114	0.065	0.057	0.041	0.033	0.093	0.084	0.167
	Botom side	0.741	0.133	0.001	0.006	0.002	0.024	0.001	0.020	0.881	0.877	0.899	0.883	0.902	0.905	0.924	0.901	0.920	0.907
	Right side	0.006	0.122	0.010	0.002	0.043	0.090	0.002	0.004	0.140	0.181	0.227	0.176	0.177	0.222	0.223	0.263	0.264	0.273
	Left side	0.143	0.022	0.056	0.007	0.017	0.003	0.017	0.016	0.228	0.238	0.225	0.207	0.206	0.194	0.192	0.203	0.202	0.249
2A-12A(UAT)	Front side	0.274	0.091	0.050	0.011	0.069	0.122	0.006	0.026	0.426	0.483	0.536	0.450	0.471	0.504	0.524	0.561	0.581	0.616
	Back side	0.303	0.071	0.154	0.032	0.114	0.601	0.039	0.076	0.560	0.642	1.129	0.558	0.595	1.045	1.082	1.127	1.164	1.275
	Top side	0.001	0.062	0.083	0.001	0.053	0.029	0.010	0.001	0.147	0.199	0.175	0.127	0.118	0.103	0.094	0.154	0.145	0.228
	Botom side	0.741	0.001	0.001	0.006	0.002	0.024	0.001	0.020	0.749	0.746	0.768	0.751	0.771	0.773	0.793	0.770	0.789	0.775
	Right side	0.006	0.052	0.010	0.002	0.043	0.090	0.002	0.004	0.070	0.111	0.158	0.106	0.107	0.152	0.153	0.193	0.194	0.203
	Left side	0.143	0.004	0.056	0.007	0.017	0.003	0.017	0.016	0.210	0.220	0.206	0.189	0.187	0.175	0.174	0.185	0.184	0.231
2A-12A(LAT)	Front side	0.274	0.228	0.050	0.011	0.069	0.122	0.006	0.026	0.562	0.620	0.673	0.587	0.608	0.640	0.661	0.698	0.718	0.753
	Back side	0.303	0.216	0.154	0.032	0.114	0.601	0.039	0.076	0.705	0.787	1.274	0.703	0.740	1.190	1.227	1.272	1.309	1.420
	Top side	0.001	0.001	0.083	0.001	0.053	0.029	0.010	0.001	0.086	0.138	0.114	0.065	0.057	0.041	0.033	0.093	0.084	0.167
	Botom side	0.741	0.187	0.001	0.006	0.002	0.024	0.001	0.020	0.935	0.932	0.954	0.937	0.957	0.959	0.979	0.956	0.975	0.962
	Right side	0.006	0.003	0.010	0.002	0.043	0.090	0.002	0.004	0.021	0.062	0.108	0.057	0.058	0.103	0.104	0.144	0.145	0.154
	Left side	0.143	0.002	0.056	0.007	0.017	0.003	0.017	0.016	0.209	0.219	0.205	0.187	0.186	0.174	0.172	0.184	0.182	0.229
4A-5A(UAT)	Front side	0.173	0.162	0.050	0.011	0.069	0.122	0.006	0.026	0.397	0.454	0.507	0.421	0.442	0.474	0.495	0.532	0.552	0.587
	Back side	0.247	0.123	0.154	0.032	0.114	0.601	0.039	0.076	0.556	0.638	1.125	0.554	0.591	1.042	1.079	1.123	1.160	1.271
	Top side	0.004	0.102	0.083	0.001	0.053	0.029	0.010	0.001	0.190	0.242	0.218	0.169	0.161	0.145	0.137	0.197	0.188	0.271
	Botom side	0.734	0.001	0.001	0.006	0.002	0.024	0.001	0.020	0.742	0.738	0.760	0.744	0.763	0.766	0.785	0.762	0.781	0.768
	Right side	0.052	0.066	0.010	0.002	0.043	0.090	0.002	0.004	0.130	0.171	0.217	0.165	0.167	0.212	0.213	0.253	0.254	0.263
	Left side	0.092	0.052	0.056	0.007	0.017	0.003	0.017	0.016	0.207	0.216	0.203	0.185	0.184	0.172	0.170	0.182	0.180	0.227
4A-5A(LAT)	Front side	0.173	0.176	0.050	0.011	0.069	0.122	0.006	0.026	0.410	0.468	0.521	0.435	0.455	0.488	0.508	0.546	0.566	0.601
	Back side	0.247	0.164	0.154	0.032	0.114	0.601	0.039	0.076	0.597	0.678	1.166	0.595	0.632	1.082	1.119	1.164	1.201	1.312
	Top side	0.004	0.001	0.083	0.001	0.053	0.029	0.010	0.001	0.089	0.141	0.117	0.069	0.060	0.045	0.036	0.096	0.087	0.170
	Botom side	0.734	0.133	0.001	0.006	0.002	0.024	0.001	0.020	0.873	0.869	0.891	0.875	0.894	0.897	0.916	0.893	0.913	0.899
	Right side	0.052	0.122	0.010	0.002	0.043	0.090	0.002	0.004	0.186	0.227	0.273	0.221	0.223	0.267	0.269	0.308	0.310	0.319
	Left side	0.092	0.022	0.056	0.007	0.017	0.003	0.017	0.016	0.177	0.187	0.173	0.156	0.155	0.142	0.141	0.152	0.151	0.198
4A-12A(UAT)	Front side	0.173	0.091	0.050	0.011	0.069	0.122	0.006	0.026	0.325	0.383	0.436	0.350	0.370	0.403	0.423	0.461	0.481	0.516
	Back side	0.247	0.071	0.154	0.032	0.114	0.601	0.039	0.076	0.504	0.586	1.073	0.502	0.539	0.989	1.027	1.071	1.108	1.219
	Top side	0.004	0.062	0.083	0.001	0.053	0.029	0.010	0.001	0.151	0.202	0.178	0.130	0.121	0.106	0.097	0.157	0.148	0.232
	Botom side	0.734	0.001	0.001	0.006	0.002	0.024	0.001	0.020	0.742	0.738	0.760	0.744	0.763	0.766	0.785	0.762	0.781	0.768
	Right side	0.052	0.052	0.010	0.002	0.043	0.090	0.002	0.004	0.116	0.157	0.203	0.151	0.153	0.197	0.199	0.238	0.240	0.249
	Left side	0.092	0.004	0.056	0.007	0.017	0.003	0.017	0.016	0.159	0.168	0.155	0.137	0.136	0.124	0.122	0.134	0.132	0.179
4A-12A(LAT)	Front side	0.173	0.228	0.050	0.011	0.069	0.122	0.006	0.026	0.462	0.520	0.573	0.487	0.507	0.540	0.560	0.598	0.618	0.653
	Back side	0.247	0.216	0.154	0.032	0.114	0.601	0.039	0.076	0.649	0.731	1.218	0.647	0.684	1.134	1.171	1.216	1.253	1.364
	Top side	0.004	0.001	0.083	0.001	0.053	0.029	0.010	0.001	0.089	0.141	0.117	0.069	0.060	0.045	0.036	0.096	0.087	0.171
	Botom side	0.734	0.187	0.001	0.006	0.002	0.024	0.001	0.020	0.928	0.924	0.946	0.930	0.949	0.952	0.971	0.948	0.968	0.954
	Right side	0.052	0.003	0.010	0.002	0.043	0.090	0.002	0.004	0.067	0.108	0.154	0.102	0.104	0.148	0.150	0.189	0.191	0.200
	Left side	0.092	0.002	0.056	0.007	0.017	0.003	0.017	0.016	0.157	0.167	0.153	0.136	0.135	0.122	0.121	0.132	0.131	0.178
12A(UAT)-66A	Front side	0.091	0.173	0.050	0.011	0.069	0.122	0.006	0.026	0.325	0.383	0.436	0.350	0.370	0.403	0.423	0.461	0.481	0.516
	Back side	0.071	0.247	0.154	0.032	0.114	0.601	0.039	0.076	0.504	0.586	1.073	0.502	0.539	0.989	1.027	1.071	1.108	1.219
	Top side	0.062	0.004	0.083	0.001	0.053	0.029	0.010	0.001	0.151	0.202	0.178	0.130	0.121	0.106	0.097	0.157	0.148	0.232
	Botom side	0.001	0.734	0.001	0.006	0.002	0.024	0.001	0.020	0.742	0.738	0.760	0.744	0.763	0.766	0.785	0.762	0.781	0.768
	Right side	0.052	0.052	0.010	0.002	0.043	0.090	0.002	0.004	0.116	0.157	0.203	0.151	0.153	0.197	0.199	0.238	0.240	0.249
	Left side	0.004	0.092	0.056	0.007	0.017	0.003	0.017	0.016	0.159	0.168	0.155	0.137	0.136	0.124	0.122	0.134	0.132	0.179
12A(LAT)-66A	Front side	0.228	0.173	0.050	0.011	0.069	0.122	0.006	0.026	0.462	0.520	0.573	0.487	0.507	0.540	0.560	0.598	0.618	0.653
	Back side	0.216	0.247	0.154	0.032	0.114	0.601	0.039	0.076	0.649	0.731	1.218	0.647	0.684	1.134	1.171	1.216	1.253	1.364
	Top side	0.001	0.004	0.083	0.001	0.053	0.029	0.010	0.001	0.089	0.141	0.117	0.069	0.060	0.045	0.036	0.096	0.087	0.171
	Botom side	0.187	0.734	0.001	0.006	0.002	0.024	0.001	0.020	0.928	0.924	0.946	0.930	0.949	0.952	0.971	0.948	0.968	0.954
	Right side	0.003	0.052	0.010	0.002	0.043	0.090	0.002	0.004	0.067	0.108	0.154	0.102	0.104	0.148	0.150	0.189	0.191	0.200
	Left side	0.002	0.092	0.056	0.007	0.017	0.003	0.017	0.016	0.157	0.167	0.153	0.136	0.135	0.122	0.121	0.132	0.131	0.178

Unless otherwise stated the results shown in this test report refer only to the sample(s) tested and such sample(s) are retained for 90 days only.
除非另有說明，此報告結果僅對測試之樣品負責，同時此樣品僅保留90天。本報告未經本公司書面許可，不可部份複製。
This document is issued by the Company subject to its General Conditions of Service printed overleaf, available on request or accessible at http://www.sgs.com.tw/Terms-and-Conditions and for electronic format documents, subject to Terms and Conditions for Electronic Documents at http://www.sgs.com.tw/Terms-and-Conditions. Attention is drawn to the limitation of liability, indemnification and jurisdiction issues defined therein. Any holder of this document is advised that information contained hereon reflects the Company's findings at the time of its intervention only and within the limits of Client's instructions, if any. The Company's sole responsibility is to its Client and this document does not exonerate parties to a transaction from exercising all their rights and obligations under the transaction documents. This document cannot be reproduced except in full, without prior written approval of the Company. Any unauthorized alteration, forgery or falsification of the content or appearance of this document is unlawful and offenders may be prosecuted to the fullest extent of the law.

ENDC_without WLAN

Head

The simultaneous head exposure conditions				
WWAN	Exposure position 1g(W/kg)	0	1	Scenario 1
		LTE First Band	NR Second Band	0+1 Sum
2A-n5A	ReCheek	0.094	0.022	0.116
	ReTilt	0.057	0.012	0.069
	LeCheek	0.143	0.016	0.159
	LeTilt	0.067	0.008	0.076
2A-n71A	ReCheek	0.094	0.012	0.106
	ReTilt	0.057	0.007	0.065
	LeCheek	0.143	0.009	0.152
	LeTilt	0.067	0.004	0.071
5A_UAT-n2A	ReCheek	0.514	0.092	0.606
	ReTilt	0.313	0.055	0.368
	LeCheek	0.367	0.074	0.440
	LeTilt	0.308	0.042	0.350
5A_LAT-n2A	ReCheek	0.141	0.092	0.233
	ReTilt	0.082	0.055	0.136
	LeCheek	0.092	0.074	0.165
	LeTilt	0.051	0.042	0.092
5A_UAT-n66A	ReCheek	0.514	0.047	0.561
	ReTilt	0.313	0.031	0.344
	LeCheek	0.367	0.042	0.409
	LeTilt	0.308	0.023	0.331
5A_LAT-n66A	ReCheek	0.141	0.047	0.188
	ReTilt	0.082	0.031	0.112
	LeCheek	0.092	0.042	0.134
	LeTilt	0.051	0.023	0.074
41A-n41A_UAT	ReCheek	0.148	0.048	0.197
	ReTilt	0.090	0.023	0.113
	LeCheek	0.180	0.013	0.193
	LeTilt	0.107	0.009	0.116
41A-n41A_LAT	ReCheek	0.148	0.009	0.158
	ReTilt	0.090	0.005	0.095
	LeCheek	0.180	0.006	0.185
	LeTilt	0.107	0.002	0.109

Unless otherwise stated the results shown in this test report refer only to the sample(s) tested and such sample(s) are retained for 90 days only.
除非另有說明，此報告結果僅對測試之樣品負責，同時此樣品僅保留90天。本報告未經本公司書面許可，不可部份複製。
This document is issued by the Company subject to its General Conditions of Service printed overleaf, available on request or accessible at http://www.sgs.com.tw/Terms-and-Conditions and for electronic format documents, subject to Terms and Conditions for Electronic Documents at http://www.sgs.com.tw/Terms-and-Conditions. Attention is drawn to the limitation of liability, indemnification and jurisdiction issues defined therein. Any holder of this document is advised that information contained hereon reflects the Company's findings at the time of its intervention only and within the limits of Client's instructions, if any. The Company's sole responsibility is to its Client and this document does not exonerate parties to a transaction from exercising all their rights and obligations under the transaction documents. This document cannot be reproduced except in full, without prior written approval of the Company. Any unauthorized alteration, forgery or falsification of the content or appearance of this document is unlawful and offenders may be prosecuted to the fullest extent of the law.

Body-worn

The simultaneous body exposure conditions				
WWAN	Exposure position 1g(W/kg)	0	1	Scenario 1
		LTE First Band	NR Second Band	0+1 Sum
2A-n5A	Front side	0.431	0.039	0.469
	Back side	0.451	0.028	0.479
2A-n71A	Front side	0.431	0.026	0.457
	Back side	0.451	0.015	0.466
5A_UAT-n2A	Front side	0.326	0.221	0.546
	Back side	0.258	0.276	0.535
5A_LAT-n2A	Front side	0.227	0.221	0.448
	Back side	0.365	0.276	0.642
5A_UAT-n66A	Front side	0.326	0.152	0.478
	Back side	0.258	0.120	0.378
5A_LAT-n66A	Front side	0.227	0.152	0.379
	Back side	0.365	0.120	0.485
41A-n41A_UAT	Front side	0.147	0.084	0.231
	Back side	0.208	0.217	0.425
41A-n41A_LAT	Front side	0.147	0.015	0.162
	Back side	0.208	0.104	0.312

Unless otherwise stated the results shown in this test report refer only to the sample(s) tested and such sample(s) are retained for 90 days only.
除非另有說明，此報告結果僅對測試之樣品負責，同時此樣品僅保留90天。本報告未經本公司書面許可，不可部份複製。
This document is issued by the Company subject to its General Conditions of Service printed overleaf, available on request or accessible at http://www.sgs.com.tw/Terms-and-Conditions and for electronic format documents, subject to Terms and Conditions for Electronic Documents at http://www.sgs.com.tw/Terms-and-Conditions. Attention is drawn to the limitation of liability, indemnification and jurisdiction issues defined therein. Any holder of this document is advised that information contained hereon reflects the Company's findings at the time of its intervention only and within the limits of Client's instructions, if any. The Company's sole responsibility is to its Client and this document does not exonerate parties to a transaction from exercising all their rights and obligations under the transaction documents. This document cannot be reproduced except in full, without prior written approval of the Company. Any unauthorized alteration, forgery or falsification of the content or appearance of this document is unlawful and offenders may be prosecuted to the fullest extent of the law.

Product specific 10-g SAR

The simultaneous Product specific exposure conditions

WWAN	Exposure position 10g(W/kg)	0	1	Scenario 1
		LTE First Band	NR Second Band	0+1 Sum
2A-n5A	Front side	0.437	0.260	0.697
	Back side	0.442	0.224	0.666
	Top side	0.003	0.017	0.020
	Bottom side	1.091	0.193	1.284
	Right side	0.177	0.064	0.242
	Left side	0.267	0.039	0.306
2A-n71A	Front side	0.437	0.061	0.498
	Back side	0.442	0.056	0.498
	Top side	0.003	0.003	0.007
	Bottom side	1.091	0.045	1.136
	Right side	0.177	0.015	0.192
	Left side	0.267	0.008	0.275
5A_UAT-n2A	Front side	0.861	0.416	1.277
	Back side	0.671	0.527	1.198
	Top side	0.586	0.003	0.589
	Bottom side	0.006	1.801	1.807
	Right side	0.485	0.108	0.593
	Left side	0.429	0.302	0.732
5A_LAT-n2A	Front side	1.467	0.416	1.883
	Back side	1.217	0.527	1.744
	Top side	0.003	0.003	0.006
	Bottom side	1.057	1.801	2.857
	Right side	0.384	0.108	0.492
	Left side	0.518	0.302	0.821
5A_UAT-n66A	Front side	0.861	0.468	1.329
	Back side	0.671	0.876	1.547
	Top side	0.586	0.001	0.586
	Bottom side	0.006	1.838	1.845
	Right side	0.485	0.025	0.510
	Left side	0.429	0.239	0.668
5A_LAT-n66A	Front side	1.467	0.468	1.935
	Back side	1.217	0.876	2.093
	Top side	0.003	0.001	0.004
	Bottom side	1.057	1.838	2.895
	Right side	0.384	0.025	0.409
	Left side	0.518	0.239	0.757
41A-n41A_UAT	Front side	1.054	0.785	1.839
	Back side	0.907	1.845	2.753
	Top side	0.005	0.068	0.074
	Bottom side	1.472	0.003	1.475
	Right side	0.512	0.123	0.635
	Left side	0.615	0.246	0.861
41A-n41A_LAT	Front side	1.054	0.046	1.100
	Back side	0.907	1.746	2.653
	Top side	0.005	0.007	0.012
	Bottom side	1.472	0.453	1.925
	Right side	0.512	0.040	0.552
	Left side	0.615	0.088	0.703

Unless otherwise stated the results shown in this test report refer only to the sample(s) tested and such sample(s) are retained for 90 days only.
除非另有說明，此報告結果僅對測試之樣品負責，同時此樣品僅保留90天。本報告未經本公司書面許可，不可部份複製。
This document is issued by the Company subject to its General Conditions of Service printed overleaf, available on request or accessible at http://www.sgs.com.tw/Terms-and-Conditions and for electronic format documents, subject to Terms and Conditions for Electronic Documents at http://www.sgs.com.tw/Terms-and-Conditions. Attention is drawn to the limitation of liability, indemnification and jurisdiction issues defined therein. Any holder of this document is advised that information contained hereon reflects the Company's findings at the time of its intervention only and within the limits of Client's instructions, if any. The Company's sole responsibility is to its Client and this document does not exonerate parties to a transaction from exercising all their rights and obligations under the transaction documents. This document cannot be reproduced except in full, without prior written approval of the Company. Any unauthorized alteration, forgery or falsification of the content or appearance of this document is unlawful and offenders may be prosecuted to the fullest extent of the law.

ENDC+SISO_Head+Body
Calling_Head

The simultaneous head exposure conditions for WLAN(calling mode) with WWAN

WWAN	Exposure position 1g(W/kg)	0	1	2	3	4	5	6	7	Scenario 1	Scenario 2	Scenario 3	Scenario 4	Scenario 5	Scenario 6
		LTE First Band	NR Second Band	WLAN 2.4GHz Chain 0	WLAN 2.4GHz Chain 1	WLAN 5GHz Chain 0	WLAN 5GHz Chain 1	Bluetooth Chain0	Bluetooth Chain1	0+1+2 Sum	0+1+3+6 Sum	0+1+4+6 Sum	0+1+4+7 Sum	0+1+5+6 Sum	0+1+5+7 Sum
2A-n5A	ReCheek	0.045	0.022	0.606	0.435	0.534	0.390	0.195	0.050	0.673	0.697	0.796	0.651	0.652	0.507
	ReTilt	0.029	0.012	0.231	0.132	0.236	0.160	0.073	0.023	0.272	0.246	0.349	0.300	0.274	0.224
	LeCheek	0.071	0.016	1.102	0.181	0.833	0.206	0.266	0.030	1.189	0.534	1.186	0.950	0.559	0.323
	LeTilt	0.032	0.008	0.476	0.100	0.324	0.101	0.091	0.015	0.516	0.231	0.455	0.379	0.232	0.156
2A-n71A	ReCheek	0.045	0.012	0.606	0.435	0.534	0.390	0.195	0.050	0.663	0.687	0.786	0.641	0.642	0.497
	ReTilt	0.029	0.007	0.231	0.132	0.236	0.160	0.073	0.023	0.267	0.241	0.345	0.295	0.269	0.220
	LeCheek	0.071	0.009	1.102	0.181	0.833	0.206	0.266	0.030	1.182	0.526	1.179	0.943	0.551	0.315
	LeTilt	0.032	0.004	0.476	0.100	0.324	0.101	0.091	0.015	0.511	0.227	0.451	0.375	0.227	0.151
5A_UAT-n2A	ReCheek	0.358	0.036	0.606	0.435	0.534	0.390	0.195	0.050	1.000	1.024	1.123	0.978	0.978	0.834
	ReTilt	0.232	0.019	0.231	0.132	0.236	0.160	0.073	0.023	0.481	0.456	0.559	0.509	0.484	0.434
	LeCheek	0.248	0.027	1.102	0.181	0.833	0.206	0.266	0.030	1.377	0.721	1.374	1.138	0.747	0.510
	LeTilt	0.220	0.014	0.476	0.100	0.324	0.101	0.091	0.015	0.709	0.425	0.649	0.572	0.425	0.349
5A_LAT-n2A	ReCheek	0.141	0.036	0.606	0.435	0.534	0.390	0.195	0.050	0.782	0.807	0.905	0.761	0.761	0.616
	ReTilt	0.082	0.019	0.231	0.132	0.236	0.160	0.073	0.023	0.331	0.306	0.409	0.359	0.334	0.284
	LeCheek	0.092	0.027	1.102	0.181	0.833	0.206	0.266	0.030	1.221	0.565	1.218	0.982	0.591	0.354
	LeTilt	0.051	0.014	0.476	0.100	0.324	0.101	0.091	0.015	0.540	0.256	0.480	0.404	0.257	0.180
5A_UAT-n66A	ReCheek	0.358	0.036	0.606	0.435	0.534	0.390	0.195	0.050	1.000	1.025	1.123	0.979	0.979	0.834
	ReTilt	0.232	0.025	0.231	0.132	0.236	0.160	0.073	0.023	0.488	0.462	0.566	0.516	0.490	0.440
	LeCheek	0.248	0.034	1.102	0.181	0.833	0.206	0.266	0.030	1.383	0.728	1.380	1.144	0.753	0.517
	LeTilt	0.220	0.017	0.476	0.100	0.324	0.101	0.091	0.015	0.712	0.428	0.652	0.575	0.428	0.352
5A_LAT-n66A	ReCheek	0.141	0.036	0.606	0.435	0.534	0.390	0.195	0.050	0.783	0.807	0.906	0.761	0.762	0.617
	ReTilt	0.082	0.025	0.231	0.132	0.236	0.160	0.073	0.023	0.338	0.312	0.415	0.366	0.340	0.290
	LeCheek	0.092	0.034	1.102	0.181	0.833	0.206	0.266	0.030	1.227	0.572	1.224	0.988	0.597	0.361
	LeTilt	0.051	0.017	0.476	0.100	0.324	0.101	0.091	0.015	0.543	0.259	0.483	0.407	0.260	0.183
41A-n41A_UAT	ReCheek	0.148	0.048	0.606	0.435	0.534	0.390	0.195	0.050	0.803	0.827	0.926	0.781	0.781	0.637
	ReTilt	0.090	0.023	0.231	0.132	0.236	0.160	0.073	0.023	0.344	0.319	0.422	0.372	0.347	0.297
	LeCheek	0.180	0.013	1.102	0.181	0.833	0.206	0.266	0.030	1.294	0.639	1.291	1.055	0.664	0.428
	LeTilt	0.107	0.009	0.476	0.100	0.324	0.101	0.091	0.015	0.591	0.307	0.531	0.455	0.308	0.231
41A-n41A_LAT	ReCheek	0.148	0.010	0.606	0.435	0.534	0.390	0.195	0.050	0.764	0.788	0.887	0.742	0.742	0.598
	ReTilt	0.090	0.005	0.231	0.132	0.236	0.160	0.073	0.023	0.326	0.300	0.404	0.354	0.328	0.278
	LeCheek	0.180	0.006	1.102	0.181	0.833	0.206	0.266	0.030	1.287	0.631	1.284	1.048	0.657	0.421
	LeTilt	0.107	0.003	0.476	0.100	0.324	0.101	0.091	0.015	0.585	0.301	0.525	0.449	0.301	0.225
66A-n5A	ReCheek	0.067	0.022	0.606	0.435	0.534	0.390	0.195	0.050	0.695	0.719	0.818	0.673	0.673	0.528
	ReTilt	0.041	0.012	0.231	0.132	0.236	0.160	0.073	0.023	0.284	0.259	0.362	0.312	0.287	0.237
	LeCheek	0.095	0.016	1.102	0.181	0.833	0.206	0.266	0.030	1.212	0.557	1.209	0.973	0.582	0.346
	LeTilt	0.060	0.008	0.476	0.100	0.324	0.101	0.091	0.015	0.544	0.260	0.484	0.408	0.261	0.185
66A-n71A	ReCheek	0.067	0.012	0.606	0.435	0.534	0.390	0.195	0.050	0.685	0.709	0.808	0.663	0.663	0.518
	ReTilt	0.041	0.007	0.231	0.132	0.236	0.160	0.073	0.023	0.280	0.254	0.357	0.308	0.282	0.232
	LeCheek	0.095	0.009	1.102	0.181	0.833	0.206	0.266	0.030	1.205	0.549	1.202	0.966	0.575	0.339
	LeTilt	0.060	0.004	0.476	0.100	0.324	0.101	0.091	0.015	0.540	0.256	0.479	0.403	0.256	0.180

Unless otherwise stated the results shown in this test report refer only to the sample(s) tested and such sample(s) are retained for 90 days only.
除非另有說明，此報告結果僅對測試之樣品負責，同時此樣品僅保留90天。本報告未經本公司書面許可，不可部份複製。
This document is issued by the Company subject to its General Conditions of Service printed overleaf, available on request or accessible at http://www.sgs.com.tw/Terms-and-Conditions and for electronic format documents, subject to Terms and Conditions for Electronic Documents at http://www.sgs.com.tw/Terms-and-Conditions. Attention is drawn to the limitation of liability, indemnification and jurisdiction issues defined therein. Any holder of this document is advised that information contained hereon reflects the Company's findings at the time of its intervention only and within the limits of Client's instructions, if any. The Company's sole responsibility is to its Client and this document does not exonerate parties to a transaction from exercising all their rights and obligations under the transaction documents. This document cannot be reproduced except in full, without prior written approval of the Company. Any unauthorized alteration, forgery or falsification of the content or appearance of this document is unlawful and offenders may be prosecuted to the fullest extent of the law.

Calling_Body-worn

The simultaneous body exposure conditions for WLAN(calling mode and normal Portrait mode) with WWAN

WWAN	Exposure position 1g(W/kg)	0	1	2	3	4	5	6	7	Scenario 1	Scenario 2	Scenario 3	Scenario 4	Scenario 5	Scenario 6
		LTE First Band	NR Second Band	WLAN 2.4GHz Chain 0	WLAN 2.4GHz Chain 1	WLAN 5GHz Chain 0	WLAN 5GHz Chain 1	Bluetooth Chain0	Bluetooth Chain1	0+1+2 Sum	0+1+3+6 Sum	0+1+4+6 Sum	0+1+4+7 Sum	0+1+5+6 Sum	0+1+5+7 Sum
2A-n5A	Front side	0.219	0.105	0.046	0.013	0.082	0.206	0.002	0.001	0.370	0.340	0.408	0.407	0.533	0.532
	Back side	0.229	0.073	0.164	0.065	0.126	0.486	0.014	0.003	0.466	0.382	0.442	0.431	0.802	0.792
2A-n71A	Front side	0.219	0.031	0.046	0.013	0.082	0.206	0.002	0.001	0.296	0.265	0.334	0.333	0.459	0.458
	Back side	0.229	0.017	0.164	0.065	0.126	0.486	0.014	0.003	0.410	0.325	0.386	0.375	0.746	0.736
5A_UAT-n2A	Front side	0.249	0.124	0.046	0.013	0.082	0.206	0.002	0.001	0.419	0.389	0.457	0.456	0.582	0.581
	Back side	0.192	0.151	0.164	0.065	0.126	0.486	0.014	0.003	0.507	0.422	0.482	0.471	0.842	0.832
5A_LAT-n2A	Front side	0.208	0.124	0.046	0.013	0.082	0.206	0.002	0.001	0.378	0.347	0.416	0.415	0.541	0.540
	Back side	0.203	0.151	0.164	0.065	0.126	0.486	0.014	0.003	0.517	0.433	0.493	0.482	0.853	0.843
5A_UAT-n66A	Front side	0.249	0.135	0.046	0.013	0.082	0.206	0.002	0.001	0.430	0.399	0.468	0.467	0.593	0.592
	Back side	0.192	0.268	0.164	0.065	0.126	0.486	0.014	0.003	0.624	0.540	0.600	0.589	0.960	0.950
5A_LAT-n66A	Front side	0.208	0.135	0.046	0.013	0.082	0.206	0.002	0.001	0.389	0.358	0.427	0.426	0.552	0.551
	Back side	0.203	0.268	0.164	0.065	0.126	0.486	0.014	0.003	0.635	0.551	0.611	0.600	0.971	0.961
41A-n41A_UAT	Front side	0.148	0.084	0.046	0.013	0.082	0.206	0.002	0.001	0.278	0.248	0.316	0.315	0.441	0.440
	Back side	0.206	0.217	0.164	0.065	0.126	0.486	0.014	0.003	0.587	0.502	0.563	0.552	0.923	0.913
41A-n41A_LAT	Front side	0.148	0.032	0.046	0.013	0.082	0.206	0.002	0.001	0.226	0.195	0.264	0.262	0.388	0.387
	Back side	0.206	0.507	0.164	0.065	0.126	0.486	0.014	0.003	0.877	0.793	0.853	0.842	1.213	1.203

Unless otherwise stated the results shown in this test report refer only to the sample(s) tested and such sample(s) are retained for 90 days only.
除非另有說明，此報告結果僅對測試之樣品負責，同時此樣品僅保留90天。本報告未經本公司書面許可，不可部份複製。
This document is issued by the Company subject to its General Conditions of Service printed overleaf, available on request or accessible at http://www.sgs.com.tw/Terms-and-Conditions and for electronic format documents, subject to Terms and Conditions for Electronic Documents at http://www.sgs.com.tw/Terms-and-Conditions. Attention is drawn to the limitation of liability, indemnification and jurisdiction issues defined therein. Any holder of this document is advised that information contained hereon reflects the Company's findings at the time of its intervention only and within the limits of Client's instructions, if any. The Company's sole responsibility is to its Client and this document does not exonerate parties to a transaction from exercising all their rights and obligations under the transaction documents. This document cannot be reproduced except in full, without prior written approval of the Company. Any unauthorized alteration, forgery or falsification of the content or appearance of this document is unlawful and offenders may be prosecuted to the fullest extent of the law.

Calling_Hotspot

The simultaneous body exposure conditions for WLAN(calling mode and normal Portrait mode) with WWAN

WWAN	Exposure position 1g(W/kg)	0	1	2	3	4	5	6	7	Scenario 1	Scenario 2	Scenario 3	Scenario 4	Scenario 5	Scenario 6
		LTE First Band	NR Second Band	WLAN 2.4GHz Chain 0	WLAN 2.4GHz Chain 1	WLAN 5GHz Chain 0	WLAN 5GHz Chain 1	Bluetooth Chain0	Bluetooth Chain1	0+1+2 Sum	0+1+3+6 Sum	0+1+4+6 Sum	0+1+4+7 Sum	0+1+5+6 Sum	0+1+5+7 Sum
2A-n5A	Front side	0.219	0.105	0.110	0.096	0.121	0.428	0.006	0.012	0.435	0.426	0.451	0.458	0.758	0.765
	Back side	0.229	0.073	0.358	0.135	0.175	0.819	0.039	0.016	0.660	0.476	0.516	0.494	1.160	1.138
	Top side	0.001	0.001	0.189	0.068	0.081	0.385	0.010	0.009	0.191	0.080	0.093	0.092	0.397	0.395
	Botom side	0.575	0.010	0.001	0.004	0.002	0.118	0.001	0.001	0.586	0.590	0.588	0.588	0.704	0.704
	Right side	0.005	0.001	0.024	0.008	0.072	0.089	0.002	0.001	0.031	0.017	0.081	0.080	0.098	0.097
	Left side	0.109	0.001	0.125	0.057	0.022	0.206	0.017	0.008	0.236	0.185	0.151	0.141	0.334	0.325
2A-n71A	Front side	0.219	0.031	0.110	0.096	0.121	0.428	0.006	0.012	0.360	0.351	0.377	0.384	0.684	0.691
	Back side	0.229	0.017	0.358	0.135	0.175	0.819	0.039	0.016	0.604	0.420	0.460	0.438	1.104	1.081
	Top side	0.001	0.002	0.189	0.068	0.081	0.385	0.010	0.009	0.192	0.081	0.094	0.093	0.398	0.396
	Botom side	0.575	0.005	0.001	0.004	0.002	0.118	0.001	0.001	0.581	0.585	0.583	0.583	0.699	0.699
	Right side	0.005	0.007	0.024	0.008	0.072	0.089	0.002	0.001	0.037	0.022	0.087	0.086	0.104	0.103
	Left side	0.109	0.004	0.125	0.057	0.022	0.206	0.017	0.008	0.238	0.188	0.153	0.143	0.337	0.327
5A_UAT-n2A	Front side	0.249	0.124	0.110	0.096	0.121	0.428	0.006	0.012	0.483	0.474	0.500	0.507	0.807	0.814
	Back side	0.192	0.151	0.358	0.135	0.175	0.819	0.039	0.016	0.700	0.517	0.557	0.534	1.200	1.178
	Top side	0.157	0.001	0.189	0.068	0.081	0.385	0.010	0.009	0.346	0.236	0.249	0.248	0.552	0.551
	Botom side	0.001	0.520	0.001	0.004	0.002	0.118	0.001	0.001	0.522	0.526	0.524	0.524	0.640	0.640
	Right side	0.099	0.035	0.024	0.008	0.072	0.089	0.002	0.001	0.158	0.144	0.209	0.207	0.225	0.224
	Left side	0.076	0.080	0.125	0.057	0.022	0.206	0.017	0.008	0.281	0.230	0.195	0.186	0.379	0.370
5A_LAT-n2A	Front side	0.208	0.124	0.110	0.096	0.121	0.428	0.006	0.012	0.442	0.433	0.459	0.466	0.766	0.773
	Back side	0.203	0.151	0.358	0.135	0.175	0.819	0.039	0.016	0.711	0.527	0.567	0.545	1.211	1.189
	Top side	0.002	0.001	0.189	0.068	0.081	0.385	0.010	0.009	0.192	0.081	0.095	0.093	0.398	0.397
	Botom side	0.186	0.520	0.001	0.004	0.002	0.118	0.001	0.001	0.707	0.711	0.709	0.709	0.825	0.825
	Right side	0.146	0.035	0.024	0.008	0.072	0.089	0.002	0.001	0.205	0.191	0.256	0.254	0.272	0.271
	Left side	0.031	0.080	0.125	0.057	0.022	0.206	0.017	0.008	0.236	0.185	0.151	0.141	0.334	0.325
5A_UAT-n66A	Front side	0.249	0.135	0.110	0.096	0.121	0.428	0.006	0.012	0.494	0.485	0.511	0.518	0.818	0.825
	Back side	0.192	0.268	0.358	0.135	0.175	0.819	0.039	0.016	0.818	0.634	0.675	0.652	1.318	1.296
	Top side	0.157	0.001	0.189	0.068	0.081	0.385	0.010	0.009	0.346	0.236	0.249	0.248	0.552	0.551
	Botom side	0.001	0.594	0.001	0.004	0.002	0.118	0.001	0.001	0.596	0.601	0.599	0.599	0.715	0.715
	Right side	0.099	0.005	0.024	0.008	0.072	0.089	0.002	0.001	0.129	0.115	0.179	0.178	0.196	0.195
	Left side	0.076	0.074	0.125	0.057	0.022	0.206	0.017	0.008	0.275	0.225	0.190	0.181	0.374	0.365
5A_LAT-n66A	Front side	0.208	0.135	0.110	0.096	0.121	0.428	0.006	0.012	0.453	0.444	0.470	0.477	0.777	0.784
	Back side	0.203	0.268	0.358	0.135	0.175	0.819	0.039	0.016	0.829	0.645	0.685	0.663	1.329	1.307
	Top side	0.002	0.001	0.189	0.068	0.081	0.385	0.010	0.009	0.192	0.082	0.095	0.093	0.398	0.397
	Botom side	0.186	0.594	0.001	0.004	0.002	0.118	0.001	0.001	0.781	0.786	0.783	0.783	0.900	0.900
	Right side	0.146	0.005	0.024	0.008	0.072	0.089	0.002	0.001	0.176	0.162	0.226	0.225	0.243	0.242
	Left side	0.031	0.074	0.125	0.057	0.022	0.206	0.017	0.008	0.231	0.180	0.145	0.136	0.329	0.320
38A-n78A_LAT	Front side	0.143	0.046	0.110	0.096	0.121	0.428	0.006	0.012	0.299	0.290	0.316	0.323	0.623	0.630
	Back side	0.206	0.523	0.358	0.135	0.175	0.819	0.039	0.016	1.087	0.903	0.943	0.921	1.586	1.564
	Top side	0.001	0.095	0.189	0.068	0.081	0.385	0.010	0.009	0.285	0.174	0.187	0.186	0.490	0.489
	Botom side	0.253	0.035	0.001	0.004	0.002	0.118	0.001	0.001	0.289	0.293	0.291	0.291	0.408	0.408
	Right side	0.002	0.004	0.024	0.008	0.072	0.089	0.002	0.001	0.030	0.016	0.081	0.079	0.097	0.096
	Left side	0.099	0.049	0.125	0.057	0.022	0.206	0.017	0.008	0.273	0.223	0.188	0.179	0.372	0.362
38A-n78A_UAT	Front side	0.143	0.095	0.110	0.096	0.121	0.428	0.006	0.012	0.348	0.339	0.365	0.372	0.672	0.679
	Back side	0.206	0.397	0.358	0.135	0.175	0.819	0.039	0.016	0.961	0.777	0.817	0.795	1.460	1.438
	Top side	0.001	0.027	0.189	0.068	0.081	0.385	0.010	0.009	0.217	0.106	0.120	0.118	0.423	0.421
	Botom side	0.253	0.004	0.001	0.004	0.002	0.118	0.001	0.001	0.258	0.263	0.260	0.260	0.377	0.377
	Right side	0.002	0.013	0.024	0.008	0.072	0.089	0.002	0.001	0.039	0.025	0.089	0.088	0.106	0.105
	Left side	0.099	0.005	0.125	0.057	0.022	0.206	0.017	0.008	0.229	0.178	0.143	0.134	0.327	0.318
41A-n41A_UAT	Front side	0.148	0.084	0.110	0.096	0.121	0.428	0.006	0.012	0.343	0.334	0.359	0.366	0.666	0.673
	Back side	0.206	0.217	0.358	0.135	0.175	0.819	0.039	0.016	0.781	0.597	0.637	0.615	1.281	1.259
	Top side	0.001	0.006	0.189	0.068	0.081	0.385	0.010	0.009	0.195	0.085	0.098	0.097	0.401	0.400
	Botom side	0.267	0.004	0.001	0.004	0.002	0.118	0.001	0.001	0.272	0.276	0.274	0.274	0.390	0.390
	Right side	0.002	0.013	0.024	0.008	0.072	0.089	0.002	0.001	0.039	0.025	0.090	0.089	0.107	0.105
	Left side	0.106	0.025	0.125	0.057	0.022	0.206	0.017	0.008	0.256	0.206	0.171	0.162	0.355	0.346
41A-n41A_LAT	Front side	0.148	0.032	0.110	0.096	0.121	0.428	0.006	0.012	0.290	0.281	0.307	0.314	0.614	0.621
	Back side	0.206	0.507	0.358	0.135	0.175	0.819	0.039	0.016	1.071	0.887	0.927	0.905	1.571	1.549
	Top side	0.001	0.005	0.189	0.068	0.081	0.385	0.010	0.009	0.194	0.084	0.097	0.095	0.400	0.399
	Botom side	0.267	0.134	0.001	0.004	0.002	0.118	0.001	0.001	0.401	0.406	0.403	0.403	0.520	0.520
	Right side	0.002	0.025	0.024	0.008	0.072	0.089	0.002	0.001	0.051	0.037	0.101	0.100	0.118	0.117
	Left side	0.106	0.059	0.125	0.057	0.022	0.206	0.017	0.008	0.290	0.240	0.205	0.195	0.389	0.379

Unless otherwise stated the results shown in this test report refer only to the sample(s) tested and such sample(s) are retained for 90 days only.
除非另有說明，此報告結果僅對測試之樣品負責，同時此樣品僅保留90天。本報告未經本公司書面許可，不可部份複製。
This document is issued by the Company subject to its General Conditions of Service printed overleaf, available on request or accessible at http://www.sgs.com.tw/Terms-and-Conditions and for electronic format documents, subject to Terms and Conditions for Electronic Documents at http://www.sgs.com.tw/Terms-and-Conditions. Attention is drawn to the limitation of liability, indemnification and jurisdiction issues defined therein. Any holder of this document is advised that information contained hereon reflects the Company's findings at the time of its intervention only and within the limits of Client's instructions, if any. The Company's sole responsibility is to its Client and this document does not exonerate parties to a transaction from exercising all their rights and obligations under the transaction documents. This document cannot be reproduced except in full, without prior written approval of the Company. Any unauthorized alteration, forgery or falsification of the content or appearance of this document is unlawful and offenders may be prosecuted to the fullest extent of the law.

Camera_Body-worn

The simultaneous body exposure conditions for WLAN(Camera mode) with WWAN

WWAN	Exposure position 1g(W/kg)	0	1	2	3	4	5	6	7	Scenario 1	Scenario 2	Scenario 3	Scenario 4	Scenario 5	Scenario 6
		LTE First Band	NR Second Band	WLAN 2.4GHz Chain 0	WLAN 2.4GHz Chain 1	WLAN 5GHz Chain 0	WLAN 5GHz Chain 1	Bluetooth Chain0	Bluetooth Chain1	0+1+2 Sum	0+1+3+6 Sum	0+1+4+6 Sum	0+1+4+7 Sum	0+1+5+6 Sum	0+1+5+7 Sum
2A-n5A	Front side	0.219	0.105	0.025	0.004	0.056	0.081	0.003	0.016	0.349	0.331	0.382	0.396	0.408	0.421
	Back side	0.229	0.073	0.076	0.115	0.552	0.395	0.017	0.169	0.378	0.435	0.872	1.024	0.714	0.866
2A-n71A	Front side	0.219	0.031	0.025	0.004	0.056	0.081	0.003	0.016	0.275	0.257	0.308	0.322	0.333	0.347
	Back side	0.229	0.017	0.076	0.115	0.552	0.395	0.017	0.169	0.322	0.379	0.816	0.967	0.658	0.810
5A_UAT-n2A	Front side	0.156	0.124	0.025	0.004	0.056	0.081	0.003	0.016	0.305	0.287	0.338	0.352	0.364	0.377
	Back side	0.123	0.151	0.076	0.115	0.552	0.395	0.017	0.169	0.349	0.406	0.843	0.995	0.685	0.837
5A_LAT-n2A	Front side	0.151	0.124	0.025	0.004	0.056	0.081	0.003	0.016	0.300	0.282	0.334	0.347	0.359	0.372
	Back side	0.145	0.151	0.076	0.115	0.552	0.395	0.017	0.169	0.372	0.428	0.865	1.017	0.707	0.859
5A_UAT-n66A	Front side	0.156	0.135	0.025	0.004	0.056	0.081	0.003	0.016	0.316	0.298	0.349	0.363	0.375	0.388
	Back side	0.123	0.268	0.076	0.115	0.552	0.395	0.017	0.169	0.467	0.524	0.961	1.113	0.803	0.955
5A_LAT-n66A	Front side	0.151	0.135	0.025	0.004	0.056	0.081	0.003	0.016	0.311	0.293	0.344	0.358	0.370	0.383
	Back side	0.145	0.268	0.076	0.115	0.552	0.395	0.017	0.169	0.489	0.546	0.983	1.135	0.825	0.977
41A-n41A_UAT	Front side	0.124	0.084	0.025	0.004	0.056	0.081	0.003	0.016	0.233	0.215	0.266	0.280	0.292	0.305
	Back side	0.164	0.217	0.076	0.115	0.552	0.395	0.017	0.169	0.457	0.513	0.950	1.102	0.793	0.944
41A-n41A_LAT	Front side	0.124	0.018	0.025	0.004	0.056	0.081	0.003	0.016	0.167	0.148	0.200	0.214	0.225	0.239
	Back side	0.164	0.348	0.076	0.115	0.552	0.395	0.017	0.169	0.588	0.645	1.082	1.234	0.924	1.076

Unless otherwise stated the results shown in this test report refer only to the sample(s) tested and such sample(s) are retained for 90 days only.
除非另有說明，此報告結果僅對測試之樣品負責，同時此樣品僅保留90天。本報告未經本公司書面許可，不可部份複製。
This document is issued by the Company subject to its General Conditions of Service printed overleaf, available on request or accessible at http://www.sgs.com.tw/Terms-and-Conditions and for electronic format documents, subject to Terms and Conditions for Electronic Documents at http://www.sgs.com.tw/Terms-and-Conditions. Attention is drawn to the limitation of liability, indemnification and jurisdiction issues defined therein. Any holder of this document is advised that information contained hereon reflects the Company's findings at the time of its intervention only and within the limits of Client's instructions, if any. The Company's sole responsibility is to its Client and this document does not exonerate parties to a transaction from exercising all their rights and obligations under the transaction documents. This document cannot be reproduced except in full, without prior written approval of the Company. Any unauthorized alteration, forgery or falsification of the content or appearance of this document is unlawful and offenders may be prosecuted to the fullest extent of the law.

Camera_Hotspot

The simultaneous body exposure conditions for WLAN(Camera mode) with WWAN

WWAN	Exposure position 1g(W/kg)	0	1	2	3	4	5	6	7	Scenario 1	Scenario 2	Scenario 3	Scenario 4	Scenario 5	Scenario 6
		LTE First Band	NR Second Band	WLAN 2.4GHz Chain 0	WLAN 2.4GHz Chain 1	WLAN 5GHz Chain 0	WLAN 5GHz Chain 1	Bluetooth Chain0	Bluetooth Chain1	0+1+2 Sum	0+1+3+6 Sum	0+1+4+6 Sum	0+1+4+7 Sum	0+1+5+6 Sum	0+1+5+7 Sum
2A-n5A	Front side	0.219	0.105	0.088	0.027	0.122	0.083	0.006	0.026	0.412	0.357	0.452	0.473	0.413	0.433
	Back side	0.229	0.073	0.225	0.076	0.733	0.769	0.087	0.076	0.527	0.466	1.122	1.111	1.158	1.147
	Top side	0.001	0.001	0.181	0.001	0.147	0.003	0.072	0.001	0.183	0.076	0.222	0.151	0.078	0.006
	Botom side	0.575	0.010	0.002	0.024	0.001	0.154	0.001	0.020	0.587	0.610	0.587	0.606	0.740	0.759
	Right side	0.005	0.001	0.005	0.005	0.031	0.087	0.003	0.004	0.012	0.015	0.041	0.042	0.097	0.098
	Left side	0.109	0.001	0.071	0.020	0.112	0.020	0.058	0.016	0.182	0.189	0.281	0.239	0.189	0.147
2A-n71A	Front side	0.219	0.031	0.088	0.027	0.122	0.083	0.006	0.026	0.338	0.282	0.378	0.398	0.339	0.359
	Back side	0.229	0.017	0.225	0.076	0.733	0.769	0.087	0.076	0.471	0.409	1.066	1.055	1.102	1.090
	Top side	0.001	0.002	0.181	0.001	0.147	0.003	0.072	0.001	0.184	0.077	0.223	0.152	0.079	0.007
	Botom side	0.575	0.005	0.002	0.024	0.001	0.154	0.001	0.020	0.582	0.605	0.582	0.601	0.735	0.754
	Right side	0.005	0.007	0.005	0.005	0.031	0.087	0.003	0.004	0.018	0.021	0.047	0.048	0.103	0.103
	Left side	0.109	0.004	0.071	0.020	0.112	0.020	0.058	0.016	0.184	0.191	0.283	0.241	0.191	0.149
5A_UAT-n2A	Front side	0.156	0.124	0.088	0.027	0.122	0.083	0.006	0.026	0.368	0.313	0.408	0.429	0.369	0.389
	Back side	0.123	0.151	0.225	0.076	0.733	0.769	0.087	0.076	0.498	0.437	1.093	1.082	1.129	1.118
	Top side	0.100	0.001	0.181	0.001	0.147	0.003	0.072	0.001	0.282	0.175	0.321	0.250	0.177	0.105
	Botom side	0.001	0.520	0.002	0.024	0.001	0.154	0.001	0.020	0.523	0.546	0.523	0.542	0.676	0.695
	Right side	0.064	0.035	0.005	0.005	0.031	0.087	0.003	0.004	0.104	0.107	0.133	0.134	0.189	0.189
	Left side	0.048	0.080	0.071	0.020	0.112	0.020	0.058	0.016	0.198	0.205	0.297	0.255	0.205	0.163
5A_LAT-n2A	Front side	0.151	0.124	0.088	0.027	0.122	0.083	0.006	0.026	0.363	0.308	0.403	0.424	0.364	0.384
	Back side	0.145	0.151	0.225	0.076	0.733	0.769	0.087	0.076	0.520	0.459	1.115	1.104	1.151	1.140
	Top side	0.002	0.001	0.181	0.001	0.147	0.003	0.072	0.001	0.184	0.077	0.223	0.151	0.078	0.007
	Botom side	0.132	0.520	0.002	0.024	0.001	0.154	0.001	0.020	0.654	0.677	0.654	0.673	0.806	0.825
	Right side	0.107	0.035	0.005	0.005	0.031	0.087	0.003	0.004	0.147	0.150	0.176	0.177	0.232	0.233
	Left side	0.022	0.080	0.071	0.020	0.112	0.020	0.058	0.016	0.172	0.179	0.271	0.230	0.179	0.137
5A_UAT-n66A	Front side	0.156	0.135	0.088	0.027	0.122	0.083	0.006	0.026	0.379	0.323	0.419	0.439	0.380	0.400
	Back side	0.123	0.268	0.225	0.076	0.733	0.769	0.087	0.076	0.616	0.555	1.211	1.200	1.247	1.236
	Top side	0.100	0.001	0.181	0.001	0.147	0.003	0.072	0.001	0.283	0.175	0.321	0.250	0.177	0.105
	Botom side	0.001	0.594	0.002	0.024	0.001	0.154	0.001	0.020	0.598	0.621	0.598	0.617	0.750	0.769
	Right side	0.064	0.005	0.005	0.005	0.031	0.087	0.003	0.004	0.075	0.077	0.104	0.104	0.160	0.160
	Left side	0.048	0.074	0.071	0.020	0.112	0.020	0.058	0.016	0.193	0.200	0.292	0.250	0.200	0.158
5A_LAT-n66A	Front side	0.151	0.135	0.088	0.027	0.122	0.083	0.006	0.026	0.374	0.318	0.414	0.435	0.375	0.395
	Back side	0.145	0.268	0.225	0.076	0.733	0.769	0.087	0.076	0.638	0.577	1.233	1.222	1.269	1.258
	Top side	0.002	0.001	0.181	0.001	0.147	0.003	0.072	0.001	0.184	0.077	0.223	0.151	0.079	0.007
	Botom side	0.132	0.594	0.002	0.024	0.001	0.154	0.001	0.020	0.728	0.751	0.728	0.747	0.881	0.900
	Right side	0.107	0.005	0.005	0.005	0.031	0.087	0.003	0.004	0.118	0.121	0.147	0.148	0.203	0.204
	Left side	0.022	0.074	0.071	0.020	0.112	0.020	0.058	0.016	0.167	0.174	0.266	0.224	0.174	0.132
41A-n41A_UAT	Front side	0.124	0.084	0.088	0.027	0.122	0.083	0.006	0.026	0.296	0.240	0.336	0.357	0.297	0.317
	Back side	0.164	0.217	0.225	0.076	0.733	0.769	0.087	0.076	0.605	0.544	1.201	1.189	1.237	1.225
	Top side	0.001	0.006	0.181	0.001	0.147	0.003	0.072	0.001	0.188	0.080	0.227	0.155	0.082	0.011
	Botom side	0.213	0.004	0.002	0.024	0.001	0.154	0.001	0.020	0.219	0.242	0.219	0.239	0.372	0.391
	Right side	0.001	0.013	0.005	0.005	0.031	0.087	0.003	0.004	0.020	0.023	0.049	0.050	0.105	0.106
	Left side	0.087	0.025	0.071	0.020	0.112	0.020	0.058	0.016	0.183	0.190	0.282	0.241	0.190	0.148
41A-n41A_LAT	Front side	0.124	0.018	0.088	0.027	0.122	0.083	0.006	0.026	0.230	0.174	0.270	0.290	0.231	0.251
	Back side	0.164	0.348	0.225	0.076	0.733	0.769	0.087	0.076	0.737	0.676	1.332	1.321	1.368	1.357
	Top side	0.001	0.003	0.181	0.001	0.147	0.003	0.072	0.001	0.185	0.077	0.223	0.152	0.079	0.008
	Botom side	0.213	0.088	0.002	0.024	0.001	0.154	0.001	0.020	0.303	0.326	0.303	0.322	0.456	0.475
	Right side	0.001	0.011	0.005	0.005	0.031	0.087	0.003	0.004	0.017	0.020	0.047	0.047	0.102	0.103
	Left side	0.087	0.034	0.071	0.020	0.112	0.020	0.058	0.016	0.193	0.199	0.292	0.250	0.199	0.158

Unless otherwise stated the results shown in this test report refer only to the sample(s) tested and such sample(s) are retained for 90 days only.
除非另有說明，此報告結果僅對測試之樣品負責，同時此樣品僅保留90天。本報告未經本公司書面許可，不可部份複製。
This document is issued by the Company subject to its General Conditions of Service printed overleaf, available on request or accessible at http://www.sgs.com.tw/Terms-and-Conditions and for electronic format documents, subject to Terms and Conditions for Electronic Documents at http://www.sgs.com.tw/Terms-and-Conditions. Attention is drawn to the limitation of liability, indemnification and jurisdiction issues defined therein. Any holder of this document is advised that information contained hereon reflects the Company's findings at the time of its intervention only and within the limits of Client's instructions, if any. The Company's sole responsibility is to its Client and this document does not exonerate parties to a transaction from exercising all their rights and obligations under the transaction documents. This document cannot be reproduced except in full, without prior written approval of the Company. Any unauthorized alteration, forgery or falsification of the content or appearance of this document is unlawful and offenders may be prosecuted to the fullest extent of the law.

Normal_Landscape_Body

The simultaneous body exposure conditions for WLAN(normal landscape mode) with WWAN

WWAN	Exposure position 1g(W/kg)	0	1	2	3	4	5	6	7	Scenario 1	Scenario 2	Scenario 3	Scenario 4	Scenario 5	Scenario 6
		LTE First Band	NR Second Band	WLAN 2.4GHz Chain 0	WLAN 2.4GHz Chain 1	WLAN 5GHz Chain 0	WLAN 5GHz Chain 1	Bluetooth Chain0	Bluetooth Chain1	0+1+2 Sum	0+1+3+6 Sum	0+1+4+6 Sum	0+1+4+7 Sum	0+1+5+6 Sum	0+1+5+7 Sum
2A-n5A	Front side	0.219	0.105	0.046	0.004	0.082	0.081	0.002	0.016	0.370	0.330	0.408	0.422	0.407	0.421
	Back side	0.229	0.073	0.164	0.115	0.126	0.395	0.014	0.169	0.466	0.431	0.442	0.597	0.711	0.866
2A-n71A	Front side	0.219	0.031	0.046	0.004	0.082	0.081	0.002	0.016	0.296	0.256	0.334	0.348	0.333	0.347
	Back side	0.229	0.017	0.164	0.115	0.126	0.395	0.014	0.169	0.410	0.375	0.386	0.541	0.655	0.810
5A_UAT-n2A	Front side	0.209	0.124	0.046	0.004	0.082	0.081	0.002	0.016	0.380	0.340	0.417	0.431	0.416	0.430
	Back side	0.164	0.151	0.164	0.115	0.126	0.395	0.014	0.169	0.479	0.444	0.454	0.609	0.723	0.878
5A_LAT-n2A	Front side	0.190	0.124	0.046	0.004	0.082	0.081	0.002	0.016	0.360	0.320	0.398	0.412	0.397	0.411
	Back side	0.183	0.151	0.164	0.115	0.126	0.395	0.014	0.169	0.497	0.462	0.473	0.628	0.742	0.897
5A_UAT-n66A	Front side	0.209	0.135	0.046	0.004	0.082	0.081	0.002	0.016	0.390	0.350	0.428	0.442	0.427	0.441
	Back side	0.164	0.268	0.164	0.115	0.126	0.395	0.014	0.169	0.597	0.562	0.572	0.727	0.841	0.996
5A_LAT-n66A	Front side	0.190	0.135	0.046	0.004	0.082	0.081	0.002	0.016	0.371	0.331	0.409	0.423	0.408	0.422
	Back side	0.183	0.268	0.164	0.115	0.126	0.395	0.014	0.169	0.615	0.580	0.591	0.746	0.860	1.015
41A-n41A_UAT	Front side	0.171	0.084	0.046	0.004	0.082	0.081	0.002	0.016	0.300	0.260	0.338	0.352	0.337	0.351
	Back side	0.235	0.217	0.164	0.115	0.126	0.395	0.014	0.169	0.616	0.581	0.591	0.747	0.860	1.016
41A-n41A_LAT	Front side	0.171	0.032	0.046	0.004	0.082	0.081	0.002	0.016	0.248	0.208	0.286	0.300	0.285	0.299
	Back side	0.235	0.507	0.164	0.115	0.126	0.395	0.014	0.169	0.906	0.871	0.881	1.037	1.150	1.306

Unless otherwise stated the results shown in this test report refer only to the sample(s) tested and such sample(s) are retained for 90 days only.
除非另有說明，此報告結果僅對測試之樣品負責，同時此樣品僅保留90天。本報告未經本公司書面許可，不可部份複製。
This document is issued by the Company subject to its General Conditions of Service printed overleaf, available on request or accessible at http://www.sgs.com.tw/Terms-and-Conditions and for electronic format documents, subject to Terms and Conditions for Electronic Documents at http://www.sgs.com.tw/Terms-and-Conditions. Attention is drawn to the limitation of liability, indemnification and jurisdiction issues defined therein. Any holder of this document is advised that information contained hereon reflects the Company's findings at the time of its intervention only and within the limits of Client's instructions, if any. The Company's sole responsibility is to its Client and this document does not exonerate parties to a transaction from exercising all their rights and obligations under the transaction documents. This document cannot be reproduced except in full, without prior written approval of the Company. Any unauthorized alteration, forgery or falsification of the content or appearance of this document is unlawful and offenders may be prosecuted to the fullest extent of the law.

Normal_Landscape_Hotspot

The simultaneous body exposure conditions for WLAN(normal landscape mode) with WWAN

WWAN	Exposure position 1g(W/kg)	0	1	2	3	4	5	6	7	Scenario 1	Scenario 2	Scenario 3	Scenario 4	Scenario 5	Scenario 6
		LTE First Band	NR Second Band	WLAN 2.4GHz Chain 0	WLAN 2.4GHz Chain 1	WLAN 5GHz Chain 0	WLAN 5GHz Chain 1	Bluetooth Chain0	Bluetooth Chain1	0+1+2 Sum	0+1+3+6 Sum	0+1+4+6 Sum	0+1+4+7 Sum	0+1+5+6 Sum	0+1+5+7 Sum
2A-n5A	Front side	0.219	0.105	0.110	0.027	0.121	0.083	0.006	0.026	0.435	0.357	0.451	0.472	0.413	0.433
	Back side	0.229	0.073	0.358	0.076	0.175	0.769	0.039	0.076	0.660	0.417	0.516	0.553	1.109	1.147
	Top side	0.001	0.001	0.189	0.001	0.081	0.003	0.010	0.001	0.191	0.013	0.093	0.085	0.015	0.006
	Botom side	0.575	0.010	0.001	0.024	0.002	0.154	0.001	0.020	0.586	0.610	0.588	0.607	0.740	0.759
	Right side	0.005	0.001	0.024	0.005	0.072	0.087	0.002	0.004	0.031	0.014	0.081	0.083	0.096	0.098
	Left side	0.109	0.001	0.125	0.020	0.022	0.020	0.017	0.016	0.236	0.148	0.151	0.149	0.148	0.147
2A-n71A	Front side	0.219	0.031	0.110	0.027	0.121	0.083	0.006	0.026	0.360	0.282	0.377	0.397	0.339	0.359
	Back side	0.229	0.017	0.358	0.076	0.175	0.769	0.039	0.076	0.604	0.361	0.460	0.497	1.053	1.090
	Top side	0.001	0.002	0.189	0.001	0.081	0.003	0.010	0.001	0.192	0.014	0.094	0.086	0.016	0.007
	Botom side	0.575	0.005	0.001	0.024	0.002	0.154	0.001	0.020	0.581	0.605	0.583	0.602	0.735	0.754
	Right side	0.005	0.007	0.024	0.005	0.072	0.087	0.002	0.004	0.037	0.020	0.087	0.089	0.102	0.103
	Left side	0.109	0.004	0.125	0.020	0.022	0.020	0.017	0.016	0.238	0.150	0.153	0.151	0.150	0.149
5A_UAT-n2A	Front side	0.209	0.124	0.110	0.027	0.121	0.083	0.006	0.026	0.444	0.366	0.461	0.481	0.422	0.443
	Back side	0.164	0.151	0.358	0.076	0.175	0.769	0.039	0.076	0.673	0.429	0.529	0.566	1.122	1.159
	Top side	0.143	0.001	0.189	0.001	0.081	0.003	0.010	0.001	0.333	0.155	0.235	0.227	0.157	0.148
	Botom side	0.001	0.520	0.001	0.024	0.002	0.154	0.001	0.020	0.522	0.546	0.524	0.543	0.676	0.695
	Right side	0.084	0.035	0.024	0.005	0.072	0.087	0.002	0.004	0.143	0.126	0.193	0.195	0.208	0.210
	Left side	0.063	0.080	0.125	0.020	0.022	0.020	0.017	0.016	0.268	0.180	0.182	0.181	0.180	0.179
5A_LAT-n2A	Front side	0.190	0.124	0.110	0.027	0.121	0.083	0.006	0.026	0.424	0.346	0.441	0.461	0.403	0.423
	Back side	0.183	0.151	0.358	0.076	0.175	0.769	0.039	0.076	0.691	0.448	0.547	0.584	1.141	1.178
	Top side	0.002	0.001	0.189	0.001	0.081	0.003	0.010	0.001	0.192	0.014	0.094	0.085	0.016	0.007
	Botom side	0.167	0.520	0.001	0.024	0.002	0.154	0.001	0.020	0.688	0.712	0.690	0.709	0.841	0.861
	Right side	0.132	0.035	0.024	0.005	0.072	0.087	0.002	0.004	0.190	0.173	0.241	0.242	0.255	0.257
	Left side	0.028	0.080	0.125	0.020	0.022	0.020	0.017	0.016	0.233	0.145	0.147	0.146	0.145	0.144
5A_UAT-n66A	Front side	0.209	0.135	0.110	0.027	0.121	0.083	0.006	0.026	0.455	0.377	0.472	0.492	0.433	0.454
	Back side	0.164	0.268	0.358	0.076	0.175	0.769	0.039	0.076	0.790	0.547	0.647	0.684	1.240	1.277
	Top side	0.143	0.001	0.189	0.001	0.081	0.003	0.010	0.001	0.333	0.155	0.235	0.227	0.157	0.148
	Botom side	0.001	0.594	0.001	0.024	0.002	0.154	0.001	0.020	0.596	0.621	0.599	0.618	0.750	0.769
	Right side	0.084	0.005	0.024	0.005	0.072	0.087	0.002	0.004	0.114	0.096	0.164	0.166	0.179	0.180
	Left side	0.063	0.074	0.125	0.020	0.022	0.020	0.017	0.016	0.263	0.175	0.177	0.176	0.175	0.174
5A_LAT-n66A	Front side	0.190	0.135	0.110	0.027	0.121	0.083	0.006	0.026	0.435	0.357	0.452	0.472	0.414	0.434
	Back side	0.183	0.268	0.358	0.076	0.175	0.769	0.039	0.076	0.809	0.566	0.665	0.702	1.258	1.296
	Top side	0.002	0.001	0.189	0.001	0.081	0.003	0.010	0.001	0.192	0.014	0.094	0.086	0.016	0.007
	Botom side	0.167	0.594	0.001	0.024	0.002	0.154	0.001	0.020	0.762	0.786	0.764	0.784	0.916	0.935
	Right side	0.132	0.005	0.024	0.005	0.072	0.087	0.002	0.004	0.161	0.144	0.212	0.213	0.226	0.228
	Left side	0.028	0.074	0.125	0.020	0.022	0.020	0.017	0.016	0.227	0.140	0.142	0.141	0.140	0.138
41A-n41A_UAT	Front side	0.171	0.084	0.110	0.027	0.121	0.083	0.006	0.026	0.365	0.287	0.382	0.402	0.343	0.364
	Back side	0.235	0.217	0.358	0.076	0.175	0.769	0.039	0.076	0.810	0.567	0.666	0.703	1.259	1.296
	Top side	0.001	0.006	0.189	0.001	0.081	0.003	0.010	0.001	0.195	0.018	0.098	0.089	0.020	0.011
	Botom side	0.296	0.004	0.001	0.024	0.002	0.154	0.001	0.020	0.301	0.325	0.303	0.322	0.455	0.474
	Right side	0.002	0.013	0.024	0.005	0.072	0.087	0.002	0.004	0.039	0.022	0.090	0.091	0.104	0.106
	Left side	0.123	0.025	0.125	0.020	0.022	0.020	0.017	0.016	0.273	0.185	0.188	0.187	0.186	0.184
41A-n41A_LAT	Front side	0.171	0.032	0.110	0.027	0.121	0.083	0.006	0.026	0.312	0.234	0.329	0.349	0.291	0.311
	Back side	0.235	0.507	0.358	0.076	0.175	0.769	0.039	0.076	1.100	0.857	0.956	0.993	1.549	1.586
	Top side	0.001	0.005	0.189	0.001	0.081	0.003	0.010	0.001	0.194	0.017	0.097	0.088	0.019	0.010
	Botom side	0.296	0.134	0.001	0.024	0.002	0.154	0.001	0.020	0.430	0.454	0.432	0.452	0.584	0.603
	Right side	0.002	0.025	0.024	0.005	0.072	0.087	0.002	0.004	0.051	0.034	0.101	0.103	0.116	0.118
	Left side	0.123	0.059	0.125	0.020	0.022	0.020	0.017	0.016	0.307	0.219	0.222	0.220	0.219	0.218

Unless otherwise stated the results shown in this test report refer only to the sample(s) tested and such sample(s) are retained for 90 days only.
除非另有說明，此報告結果僅對測試之樣品負責，同時此樣品僅保留90天。本報告未經本公司書面許可，不可部份複製。
This document is issued by the Company subject to its General Conditions of Service printed overleaf, available on request or accessible at http://www.sgs.com.tw/Terms-and-Conditions and for electronic format documents, subject to Terms and Conditions for Electronic Documents at http://www.sgs.com.tw/Terms-and-Conditions. Attention is drawn to the limitation of liability, indemnification and jurisdiction issues defined therein. Any holder of this document is advised that information contained hereon reflects the Company's findings at the time of its intervention only and within the limits of Client's instructions, if any. The Company's sole responsibility is to its Client and this document does not exonerate parties to a transaction from exercising all their rights and obligations under the transaction documents. This document cannot be reproduced except in full, without prior written approval of the Company. Any unauthorized alteration, forgery or falsification of the content or appearance of this document is unlawful and offenders may be prosecuted to the fullest extent of the law.

Gaming_Body

The simultaneous body exposure conditions for WLAN(Gaming mode) with WWAN

WWAN	Exposure position 1g(W/kg)	0	1	2	3	4	5	6	7	Scenario 1	Scenario 2	Scenario 3	Scenario 4	Scenario 5	Scenario 6
		LTE First Band	NR Second Band	WLAN 2.4GHz Chain 0	WLAN 2.4GHz Chain 1	WLAN 5GHz Chain 0	WLAN 5GHz Chain 1	Bluetooth Chain0	Bluetooth Chain1	0+1+2 Sum	0+1+3+6 Sum	0+1+4+6 Sum	0+1+4+7 Sum	0+1+5+6 Sum	0+1+5+7 Sum
2A-n5A	Front side	0.219	0.105	0.046	0.004	0.082	0.083	0.002	0.016	0.370	0.330	0.408	0.422	0.410	0.423
	Back side	0.229	0.073	0.164	0.115	0.126	0.451	0.014	0.169	0.466	0.431	0.442	0.597	0.767	0.922
2A-n71A	Front side	0.219	0.031	0.046	0.004	0.082	0.083	0.002	0.016	0.296	0.256	0.334	0.348	0.335	0.349
	Back side	0.229	0.017	0.164	0.115	0.126	0.451	0.014	0.169	0.410	0.375	0.386	0.541	0.711	0.866
5A_UAT-n2A	Front side	0.156	0.124	0.046	0.004	0.082	0.083	0.002	0.016	0.326	0.286	0.364	0.378	0.366	0.379
	Back side	0.123	0.151	0.164	0.115	0.126	0.451	0.014	0.169	0.437	0.402	0.413	0.568	0.738	0.893
5A_LAT-n2A	Front side	0.208	0.124	0.046	0.004	0.082	0.083	0.002	0.016	0.378	0.338	0.416	0.430	0.417	0.431
	Back side	0.203	0.151	0.164	0.115	0.126	0.451	0.014	0.169	0.517	0.483	0.493	0.648	0.818	0.973
5A_UAT-n66A	Front side	0.156	0.135	0.046	0.004	0.082	0.083	0.002	0.016	0.337	0.297	0.375	0.389	0.376	0.390
	Back side	0.123	0.268	0.164	0.115	0.126	0.451	0.014	0.169	0.555	0.520	0.531	0.686	0.856	1.011
5A_LAT-n66A	Front side	0.208	0.135	0.046	0.004	0.082	0.083	0.002	0.016	0.389	0.349	0.427	0.441	0.428	0.442
	Back side	0.203	0.268	0.164	0.115	0.126	0.451	0.014	0.169	0.635	0.600	0.611	0.766	0.936	1.091
41A-n41A_UAT	Front side	0.148	0.084	0.046	0.004	0.082	0.083	0.002	0.016	0.278	0.238	0.316	0.330	0.318	0.331
	Back side	0.206	0.217	0.164	0.115	0.126	0.451	0.014	0.169	0.587	0.552	0.563	0.718	0.888	1.043
41A-n41A_LAT	Front side	0.148	0.023	0.046	0.004	0.082	0.083	0.002	0.016	0.217	0.177	0.255	0.269	0.256	0.270
	Back side	0.206	0.436	0.164	0.115	0.126	0.451	0.014	0.169	0.806	0.772	0.782	0.937	1.107	1.262

Unless otherwise stated the results shown in this test report refer only to the sample(s) tested and such sample(s) are retained for 90 days only.
除非另有說明，此報告結果僅對測試之樣品負責，同時此樣品僅保留90天。本報告未經本公司書面許可，不可部份複製。
This document is issued by the Company subject to its General Conditions of Service printed overleaf, available on request or accessible at http://www.sgs.com.tw/Terms-and-Conditions and for electronic format documents, subject to Terms and Conditions for Electronic Documents at http://www.sgs.com.tw/Terms-and-Conditions. Attention is drawn to the limitation of liability, indemnification and jurisdiction issues defined therein. Any holder of this document is advised that information contained hereon reflects the Company's findings at the time of its intervention only and within the limits of Client's instructions, if any. The Company's sole responsibility is to its Client and this document does not exonerate parties to a transaction from exercising all their rights and obligations under the transaction documents. This document cannot be reproduced except in full, without prior written approval of the Company. Any unauthorized alteration, forgery or falsification of the content or appearance of this document is unlawful and offenders may be prosecuted to the fullest extent of the law.

Gaming_Hotspot

The simultaneous body exposure conditions for WLAN(Gaming mode) with WWAN

WWAN	Exposure position 1g(W/kg)	0	1	2	3	4	5	6	7	Scenario 1	Scenario 2	Scenario 3	Scenario 4	Scenario 5	Scenario 6
		LTE First Band	NR Second Band	WLAN 2.4GHz Chain 0	WLAN 2.4GHz Chain 1	WLAN 5GHz Chain 0	WLAN 5GHz Chain 1	Bluetooth Chain0	Bluetooth Chain1	0+1+2 Sum	0+1+3+6 Sum	0+1+4+6 Sum	0+1+4+7 Sum	0+1+5+6 Sum	0+1+5+7 Sum
2A-n5A	Front side	0.219	0.105	0.110	0.027	0.121	0.122	0.006	0.026	0.435	0.357	0.451	0.472	0.452	0.472
	Back side	0.229	0.073	0.358	0.076	0.175	0.601	0.039	0.076	0.660	0.417	0.516	0.553	0.942	0.979
	Top side	0.001	0.001	0.189	0.001	0.081	0.029	0.010	0.001	0.191	0.013	0.093	0.085	0.041	0.032
	Botom side	0.575	0.010	0.001	0.024	0.002	0.024	0.001	0.020	0.586	0.610	0.588	0.607	0.610	0.629
	Right side	0.005	0.001	0.024	0.005	0.072	0.090	0.002	0.004	0.031	0.014	0.081	0.083	0.099	0.100
	Left side	0.109	0.001	0.125	0.020	0.022	0.003	0.017	0.016	0.236	0.148	0.151	0.149	0.132	0.130
2A-n71A	Front side	0.219	0.031	0.110	0.027	0.121	0.122	0.006	0.026	0.360	0.282	0.377	0.397	0.378	0.398
	Back side	0.229	0.017	0.358	0.076	0.175	0.601	0.039	0.076	0.604	0.361	0.460	0.497	0.886	0.923
	Top side	0.001	0.002	0.189	0.001	0.081	0.029	0.010	0.001	0.192	0.014	0.094	0.086	0.042	0.033
	Botom side	0.575	0.005	0.001	0.024	0.002	0.024	0.001	0.020	0.581	0.605	0.583	0.602	0.605	0.624
	Right side	0.005	0.007	0.024	0.005	0.072	0.090	0.002	0.004	0.037	0.020	0.087	0.089	0.104	0.106
	Left side	0.109	0.004	0.125	0.020	0.022	0.003	0.017	0.016	0.238	0.150	0.153	0.151	0.134	0.133
5A_UAT-n2A	Front side	0.156	0.124	0.110	0.027	0.121	0.122	0.006	0.026	0.391	0.313	0.407	0.428	0.408	0.428
	Back side	0.123	0.151	0.358	0.076	0.175	0.601	0.039	0.076	0.631	0.388	0.487	0.524	0.913	0.950
	Top side	0.100	0.001	0.189	0.001	0.081	0.029	0.010	0.001	0.290	0.112	0.193	0.184	0.140	0.131
	Botom side	0.001	0.520	0.001	0.024	0.002	0.024	0.001	0.020	0.522	0.546	0.524	0.543	0.546	0.565
	Right side	0.064	0.035	0.024	0.005	0.072	0.090	0.002	0.004	0.123	0.105	0.173	0.175	0.190	0.192
	Left side	0.048	0.080	0.125	0.020	0.022	0.003	0.017	0.016	0.252	0.164	0.167	0.166	0.148	0.147
5A_LAT-n2A	Front side	0.208	0.124	0.110	0.027	0.121	0.122	0.006	0.026	0.442	0.364	0.459	0.479	0.460	0.480
	Back side	0.203	0.151	0.358	0.076	0.175	0.601	0.039	0.076	0.711	0.468	0.567	0.604	0.993	1.030
	Top side	0.002	0.001	0.189	0.001	0.081	0.029	0.010	0.001	0.192	0.014	0.095	0.086	0.042	0.033
	Botom side	0.186	0.520	0.001	0.024	0.002	0.024	0.001	0.020	0.707	0.731	0.709	0.728	0.731	0.750
	Right side	0.146	0.035	0.024	0.005	0.072	0.090	0.002	0.004	0.205	0.188	0.256	0.257	0.273	0.274
	Left side	0.031	0.080	0.125	0.020	0.022	0.003	0.017	0.016	0.236	0.148	0.151	0.149	0.132	0.130
5A_UAT-n66A	Front side	0.156	0.135	0.110	0.027	0.121	0.122	0.006	0.026	0.401	0.324	0.418	0.438	0.419	0.439
	Back side	0.123	0.268	0.358	0.076	0.175	0.601	0.039	0.076	0.749	0.506	0.605	0.642	1.031	1.068
	Top side	0.100	0.001	0.189	0.001	0.081	0.029	0.010	0.001	0.290	0.112	0.193	0.184	0.140	0.131
	Botom side	0.001	0.594	0.001	0.024	0.002	0.024	0.001	0.020	0.596	0.620	0.599	0.618	0.620	0.640
	Right side	0.064	0.005	0.024	0.005	0.072	0.090	0.002	0.004	0.094	0.076	0.144	0.146	0.161	0.163
	Left side	0.048	0.074	0.125	0.020	0.022	0.003	0.017	0.016	0.247	0.159	0.162	0.160	0.143	0.141
5A_LAT-n66A	Front side	0.208	0.135	0.110	0.027	0.121	0.122	0.006	0.026	0.453	0.375	0.470	0.490	0.471	0.491
	Back side	0.203	0.268	0.358	0.076	0.175	0.601	0.039	0.076	0.829	0.586	0.685	0.722	1.111	1.148
	Top side	0.002	0.001	0.189	0.001	0.081	0.029	0.010	0.001	0.192	0.014	0.095	0.086	0.042	0.033
	Botom side	0.186	0.594	0.001	0.024	0.002	0.024	0.001	0.020	0.781	0.805	0.783	0.803	0.805	0.824
	Right side	0.146	0.005	0.024	0.005	0.072	0.090	0.002	0.004	0.176	0.159	0.226	0.228	0.243	0.245
	Left side	0.031	0.074	0.125	0.020	0.022	0.003	0.017	0.016	0.231	0.143	0.145	0.144	0.126	0.125
41A-n41A_UAT	Front side	0.148	0.084	0.110	0.027	0.121	0.122	0.006	0.026	0.343	0.265	0.359	0.380	0.360	0.380
	Back side	0.206	0.217	0.358	0.076	0.175	0.601	0.039	0.076	0.781	0.538	0.637	0.674	1.063	1.100
	Top side	0.001	0.006	0.189	0.001	0.081	0.029	0.010	0.001	0.195	0.018	0.098	0.089	0.045	0.036
	Botom side	0.267	0.004	0.001	0.024	0.002	0.024	0.001	0.020	0.272	0.296	0.274	0.293	0.296	0.315
	Right side	0.002	0.013	0.024	0.005	0.072	0.090	0.002	0.004	0.039	0.022	0.090	0.091	0.107	0.108
	Left side	0.106	0.025	0.125	0.020	0.022	0.003	0.017	0.016	0.256	0.169	0.171	0.170	0.152	0.151
41A-n41A_LAT	Front side	0.148	0.023	0.110	0.027	0.121	0.122	0.006	0.026	0.282	0.204	0.298	0.319	0.299	0.319
	Back side	0.206	0.436	0.358	0.076	0.175	0.601	0.039	0.076	1.000	0.757	0.857	0.894	1.282	1.319
	Top side	0.001	0.003	0.189	0.001	0.081	0.029	0.010	0.001	0.192	0.015	0.095	0.086	0.042	0.033
	Botom side	0.267	0.108	0.001	0.024	0.002	0.024	0.001	0.020	0.376	0.400	0.378	0.397	0.400	0.419
	Right side	0.002	0.018	0.024	0.005	0.072	0.090	0.002	0.004	0.045	0.027	0.095	0.097	0.112	0.114
	Left side	0.106	0.047	0.125	0.020	0.022	0.003	0.017	0.016	0.278	0.190	0.193	0.191	0.174	0.172

Unless otherwise stated the results shown in this test report refer only to the sample(s) tested and such sample(s) are retained for 90 days only.
除非另有說明，此報告結果僅對測試之樣品負責，同時此樣品僅保留90天。本報告未經本公司書面許可，不可部份複製。
This document is issued by the Company subject to its General Conditions of Service printed overleaf, available on request or accessible at http://www.sgs.com.tw/Terms-and-Conditions and for electronic format documents, subject to Terms and Conditions for Electronic Documents at http://www.sgs.com.tw/Terms-and-Conditions. Attention is drawn to the limitation of liability, indemnification and jurisdiction issues defined therein. Any holder of this document is advised that information contained hereon reflects the Company's findings at the time of its intervention only and within the limits of Client's instructions, if any. The Company's sole responsibility is to its Client and this document does not exonerate parties to a transaction from exercising all their rights and obligations under the transaction documents. This document cannot be reproduced except in full, without prior written approval of the Company. Any unauthorized alteration, forgery or falsification of the content or appearance of this document is unlawful and offenders may be prosecuted to the fullest extent of the law.

ENDC+MIMO_Head+Body
Calling_Head

The simultaneous head exposure conditions for WLAN(calling mode) with WWAN

WWAN	Exposure position 1g(W/kg)	0	1	2	3	4	5	6	7	Scenario 1	Scenario 2	Scenario 3	Scenario 4	Scenario 5	Scenario 6	Scenario 7	Scenario 8	Scenario 9	Scenario 10
		LTE First Band	NR Second Band	WLAN 2.4GHz Chain 0	WLAN 2.4GHz Chain 1	WLAN 5GHz Chain 0	WLAN 5GHz Chain 1	Bluetooth Chain0	Bluetooth Chain1	0+1+2+3 Sum	0+1+2+4 Sum	0+1+2+5 Sum	0+1+3+4+6 Sum	0+1+3+4+7 Sum	0+1+3+5+6 Sum	0+1+3+5+7 Sum	0+1+4+5+6 Sum	0+1+4+5+7 Sum	0+1+2+3+4+5 Sum
2A-n5A	ReCheek	0.045	0.022	0.225	0.196	0.252	0.175	0.195	0.050	0.488	0.543	0.466	0.709	0.564	0.632	0.488	0.688	0.543	0.914
	ReTilt	0.029	0.012	0.103	0.060	0.132	0.072	0.073	0.023	0.204	0.276	0.216	0.307	0.257	0.247	0.197	0.319	0.269	0.409
	LeCheek	0.071	0.016	0.466	0.082	0.466	0.093	0.235	0.030	0.636	1.020	0.646	0.871	0.665	0.497	0.291	0.881	0.676	1.194
	LeTilt	0.032	0.008	0.213	0.045	0.192	0.043	0.091	0.015	0.298	0.446	0.296	0.369	0.293	0.219	0.143	0.367	0.291	0.534
2A-n71A	ReCheek	0.045	0.012	0.225	0.196	0.252	0.175	0.195	0.050	0.478	0.533	0.456	0.699	0.555	0.623	0.478	0.678	0.533	0.904
	ReTilt	0.029	0.007	0.103	0.060	0.132	0.072	0.073	0.023	0.200	0.271	0.212	0.302	0.252	0.242	0.192	0.314	0.264	0.404
	LeCheek	0.071	0.009	0.466	0.082	0.466	0.093	0.235	0.030	0.628	1.012	0.639	0.863	0.657	0.490	0.284	0.874	0.668	1.187
	LeTilt	0.032	0.004	0.213	0.045	0.192	0.043	0.091	0.015	0.294	0.441	0.292	0.364	0.288	0.215	0.139	0.362	0.286	0.529
5A_UAT-n2A	ReCheek	0.358	0.036	0.225	0.196	0.252	0.175	0.195	0.050	0.814	0.870	0.793	1.036	0.891	0.959	0.815	1.015	0.870	1.241
	ReTilt	0.232	0.019	0.103	0.060	0.132	0.072	0.073	0.023	0.414	0.486	0.426	0.516	0.467	0.456	0.407	0.528	0.479	0.619
	LeCheek	0.248	0.027	0.466	0.082	0.466	0.093	0.235	0.030	0.823	1.207	0.834	1.058	0.853	0.685	0.479	1.069	0.863	1.382
	LeTilt	0.220	0.014	0.213	0.045	0.192	0.043	0.091	0.015	0.492	0.639	0.490	0.562	0.486	0.413	0.337	0.560	0.484	0.727
5A_LAT-n2A	ReCheek	0.141	0.036	0.225	0.196	0.252	0.175	0.195	0.050	0.597	0.653	0.576	0.819	0.674	0.742	0.597	0.798	0.653	1.023
	ReTilt	0.082	0.019	0.103	0.060	0.132	0.072	0.073	0.023	0.264	0.336	0.276	0.366	0.317	0.306	0.257	0.378	0.328	0.469
	LeCheek	0.092	0.027	0.466	0.082	0.466	0.093	0.235	0.030	0.667	1.051	0.678	0.902	0.697	0.529	0.323	0.913	0.707	1.226
	LeTilt	0.051	0.014	0.213	0.045	0.192	0.043	0.091	0.015	0.323	0.471	0.321	0.394	0.317	0.244	0.168	0.392	0.315	0.559
5A_UAT-n66A	ReCheek	0.358	0.036	0.225	0.196	0.252	0.175	0.195	0.050	0.815	0.871	0.794	1.037	0.892	0.960	0.815	1.016	0.871	1.241
	ReTilt	0.232	0.025	0.103	0.060	0.132	0.072	0.073	0.023	0.421	0.492	0.433	0.523	0.473	0.463	0.413	0.535	0.485	0.625
	LeCheek	0.248	0.034	0.466	0.082	0.466	0.093	0.235	0.030	0.830	1.214	0.841	1.065	0.859	0.691	0.486	1.076	0.870	1.388
	LeTilt	0.220	0.017	0.213	0.045	0.192	0.043	0.091	0.015	0.495	0.642	0.493	0.565	0.489	0.416	0.340	0.563	0.487	0.730
5A_LAT-n66A	ReCheek	0.141	0.036	0.225	0.196	0.252	0.175	0.195	0.050	0.598	0.653	0.576	0.819	0.675	0.743	0.598	0.798	0.653	1.024
	ReTilt	0.082	0.025	0.103	0.060	0.132	0.072	0.073	0.023	0.270	0.342	0.282	0.373	0.323	0.313	0.263	0.385	0.335	0.475
	LeCheek	0.092	0.034	0.466	0.082	0.466	0.093	0.235	0.030	0.674	1.058	0.685	0.909	0.703	0.535	0.330	0.920	0.714	1.232
	LeTilt	0.051	0.017	0.213	0.045	0.192	0.043	0.091	0.015	0.326	0.473	0.324	0.397	0.320	0.247	0.171	0.394	0.318	0.561
41A-n41A_UAT	ReCheek	0.148	0.048	0.225	0.196	0.252	0.175	0.195	0.050	0.617	0.673	0.596	0.839	0.694	0.762	0.618	0.818	0.673	1.044
	ReTilt	0.090	0.023	0.103	0.060	0.132	0.072	0.073	0.023	0.277	0.349	0.289	0.379	0.330	0.319	0.270	0.391	0.342	0.482
	LeCheek	0.180	0.013	0.466	0.082	0.466	0.093	0.235	0.030	0.741	1.125	0.752	0.976	0.770	0.602	0.397	0.987	0.781	1.299
	LeTilt	0.107	0.009	0.213	0.045	0.192	0.043	0.091	0.015	0.374	0.521	0.372	0.444	0.368	0.295	0.219	0.442	0.366	0.609
41A-n41A_LAT	ReCheek	0.148	0.010	0.225	0.196	0.252	0.175	0.195	0.050	0.579	0.634	0.557	0.800	0.655	0.723	0.579	0.779	0.634	1.005
	ReTilt	0.090	0.005	0.103	0.060	0.132	0.072	0.073	0.023	0.259	0.330	0.270	0.361	0.311	0.301	0.251	0.373	0.323	0.463
	LeCheek	0.180	0.006	0.466	0.082	0.466	0.093	0.235	0.030	0.733	1.118	0.744	0.968	0.763	0.595	0.389	0.979	0.774	1.292
	LeTilt	0.107	0.003	0.213	0.045	0.192	0.043	0.091	0.015	0.368	0.515	0.366	0.438	0.362	0.289	0.213	0.436	0.360	0.603

Unless otherwise stated the results shown in this test report refer only to the sample(s) tested and such sample(s) are retained for 90 days only.
除非另有說明，此報告結果僅對測試之樣品負責，同時此樣品僅保留90天。本報告未經本公司書面許可，不可部份複製。
This document is issued by the Company subject to its General Conditions of Service printed overleaf, available on request or accessible at http://www.sgs.com.tw/Terms-and-Conditions and for electronic format documents, subject to Terms and Conditions for Electronic Documents at http://www.sgs.com.tw/Terms-and-Conditions. Attention is drawn to the limitation of liability, indemnification and jurisdiction issues defined therein. Any holder of this document is advised that information contained hereon reflects the Company's findings at the time of its intervention only and within the limits of Client's instructions, if any. The Company's sole responsibility is to its Client and this document does not exonerate parties to a transaction from exercising all their rights and obligations under the transaction documents. This document cannot be reproduced except in full, without prior written approval of the Company. Any unauthorized alteration, forgery or falsification of the content or appearance of this document is unlawful and offenders may be prosecuted to the fullest extent of the law.

Calling_Body-worn

The simultaneous body exposure conditions for WLAN(calling mode and normal Portrait mode) with WWAN

WWAN	Exposure position 1g(W/kg)	0	1	2	3	4	5	6	7	Scenario 1	Scenario 2	Scenario 3	Scenario 4	Scenario 5	Scenario 6	Scenario 7	Scenario 8	Scenario 9	Scenario 10
		LTE First Band	NR Second Band	WLAN 2.4GHz Chain 0	WLAN 2.4GHz Chain 1	WLAN 5GHz Chain 0	WLAN 5GHz Chain 1	Bluetooth Chain0	Bluetooth Chain1	0+1+2+3 Sum	0+1+2+4 Sum	0+1+2+5 Sum	0+1+3+4+6 Sum	0+1+3+4+7 Sum	0+1+3+5+6 Sum	0+1+3+5+7 Sum	0+1+4+5+6 Sum	0+1+4+5+7 Sum	0+1+2+3+4+5 Sum
2A-n5A	Front side	0.219	0.105	0.020	0.005	0.061	0.093	0.002	0.001	0.350	0.406	0.438	0.393	0.392	0.425	0.424	0.481	0.480	0.504
	Back side	0.229	0.073	0.075	0.028	0.080	0.219	0.014	0.003	0.405	0.457	0.596	0.424	0.414	0.563	0.553	0.615	0.604	0.704
2A-n71A	Front side	0.219	0.031	0.020	0.005	0.061	0.093	0.002	0.001	0.276	0.332	0.364	0.319	0.318	0.350	0.349	0.407	0.406	0.430
	Back side	0.229	0.017	0.075	0.028	0.080	0.219	0.014	0.003	0.349	0.401	0.540	0.368	0.358	0.507	0.497	0.559	0.548	0.648
5A_UAT-n2A	Front side	0.249	0.124	0.020	0.005	0.061	0.093	0.002	0.001	0.399	0.455	0.487	0.442	0.441	0.474	0.472	0.530	0.529	0.553
	Back side	0.192	0.151	0.075	0.028	0.080	0.219	0.014	0.003	0.446	0.497	0.636	0.464	0.454	0.604	0.593	0.655	0.645	0.744
5A_LAT-n2A	Front side	0.208	0.124	0.020	0.005	0.061	0.093	0.002	0.001	0.358	0.414	0.446	0.401	0.400	0.432	0.431	0.489	0.488	0.512
	Back side	0.203	0.151	0.075	0.028	0.080	0.219	0.014	0.003	0.456	0.508	0.647	0.475	0.465	0.615	0.604	0.666	0.655	0.755
5A_UAT-n66A	Front side	0.249	0.135	0.020	0.005	0.061	0.093	0.002	0.001	0.410	0.466	0.498	0.453	0.452	0.484	0.483	0.541	0.540	0.564
	Back side	0.192	0.268	0.075	0.028	0.080	0.219	0.014	0.003	0.564	0.615	0.754	0.582	0.572	0.722	0.711	0.773	0.763	0.862
5A_LAT-n66A	Front side	0.208	0.135	0.020	0.005	0.061	0.093	0.002	0.001	0.369	0.425	0.457	0.412	0.411	0.443	0.442	0.500	0.499	0.523
	Back side	0.203	0.268	0.075	0.028	0.080	0.219	0.014	0.003	0.574	0.626	0.765	0.593	0.583	0.732	0.722	0.784	0.773	0.873
41A-n41A_UAT	Front side	0.148	0.084	0.020	0.005	0.061	0.093	0.002	0.001	0.258	0.314	0.346	0.301	0.300	0.333	0.332	0.389	0.388	0.413
	Back side	0.206	0.217	0.075	0.028	0.080	0.219	0.014	0.003	0.526	0.578	0.717	0.545	0.535	0.684	0.674	0.736	0.725	0.825
41A-n41A_LAT	Front side	0.148	0.032	0.020	0.005	0.061	0.093	0.002	0.001	0.206	0.262	0.293	0.249	0.248	0.280	0.279	0.336	0.335	0.360
	Back side	0.206	0.507	0.075	0.028	0.080	0.219	0.014	0.003	0.816	0.868	1.007	0.835	0.825	0.974	0.964	1.026	1.015	1.115

Unless otherwise stated the results shown in this test report refer only to the sample(s) tested and such sample(s) are retained for 90 days only.
除非另有說明，此報告結果僅對測試之樣品負責，同時此樣品僅保留90天。本報告未經本公司書面許可，不可部份複製。
This document is issued by the Company subject to its General Conditions of Service printed overleaf, available on request or accessible at http://www.sgs.com.tw/Terms-and-Conditions and for electronic format documents, subject to Terms and Conditions for Electronic Documents at http://www.sgs.com.tw/Terms-and-Conditions. Attention is drawn to the limitation of liability, indemnification and jurisdiction issues defined therein. Any holder of this document is advised that information contained hereon reflects the Company's findings at the time of its intervention only and within the limits of Client's instructions, if any. The Company's sole responsibility is to its Client and this document does not exonerate parties to a transaction from exercising all their rights and obligations under the transaction documents. This document cannot be reproduced except in full, without prior written approval of the Company. Any unauthorized alteration, forgery or falsification of the content or appearance of this document is unlawful and offenders may be prosecuted to the fullest extent of the law.

Calling_Hotspot

The simultaneous body exposure conditions for WLAN(calling mode and normal Portrait mode) with WWAN

WWAN	Exposure position 1g(W/kg)	0	1	2	3	4	5	6	7	Scenario 1	Scenario 2	Scenario 3	Scenario 4	Scenario 5	Scenario 6	Scenario 7	Scenario 8	Scenario 9	Scenario 10
		LTE First Band	NR Second Band	WLAN 2.4GHz Chain 0	WLAN 2.4GHz Chain 1	WLAN 5GHz Chain 0	WLAN 5GHz Chain 1	Bluetooth Chain0	Bluetooth Chain1	0+1+2+3 Sum	0+1+2+4 Sum	0+1+2+5 Sum	0+1+3+4+6 Sum	0+1+3+4+7 Sum	0+1+3+5+6 Sum	0+1+3+5+7 Sum	0+1+4+5+6 Sum	0+1+4+5+7 Sum	0+1+2+3+4+5 Sum
2A-n5A	Front side	0.219	0.105	0.050	0.043	0.069	0.224	0.006	0.012	0.417	0.443	0.598	0.442	0.449	0.597	0.604	0.623	0.630	0.710
	Back side	0.229	0.073	0.154	0.062	0.114	0.466	0.039	0.016	0.519	0.570	0.923	0.517	0.495	0.870	0.847	0.921	0.899	1.099
	Top side	0.001	0.001	0.083	0.031	0.053	0.203	0.010	0.009	0.116	0.138	0.288	0.095	0.094	0.246	0.244	0.267	0.266	0.372
	Botom side	0.575	0.010	0.001	0.001	0.002	0.055	0.001	0.001	0.587	0.588	0.641	0.589	0.589	0.642	0.642	0.643	0.643	0.644
	Right side	0.005	0.001	0.010	0.003	0.043	0.044	0.002	0.001	0.020	0.060	0.061	0.056	0.054	0.056	0.055	0.097	0.095	0.108
	Left side	0.109	0.001	0.056	0.026	0.017	0.120	0.017	0.008	0.192	0.184	0.287	0.171	0.162	0.274	0.265	0.265	0.256	0.330
2A-n71A	Front side	0.219	0.031	0.050	0.043	0.069	0.224	0.006	0.012	0.343	0.369	0.524	0.368	0.374	0.523	0.530	0.549	0.556	0.636
	Back side	0.229	0.017	0.154	0.062	0.114	0.466	0.039	0.016	0.463	0.514	0.867	0.461	0.439	0.813	0.791	0.865	0.843	1.043
	Top side	0.001	0.002	0.083	0.031	0.053	0.203	0.010	0.009	0.117	0.139	0.289	0.096	0.095	0.247	0.245	0.268	0.267	0.373
	Botom side	0.575	0.005	0.001	0.001	0.002	0.055	0.001	0.001	0.582	0.583	0.636	0.584	0.584	0.637	0.637	0.638	0.638	0.639
	Right side	0.005	0.007	0.010	0.003	0.043	0.044	0.002	0.001	0.026	0.066	0.067	0.061	0.060	0.062	0.061	0.102	0.101	0.114
	Left side	0.109	0.004	0.056	0.026	0.017	0.120	0.017	0.008	0.194	0.186	0.289	0.173	0.164	0.276	0.267	0.268	0.258	0.332
5A_UAT-n2A	Front side	0.249	0.124	0.050	0.043	0.069	0.224	0.006	0.012	0.466	0.492	0.647	0.491	0.498	0.646	0.653	0.672	0.679	0.759
	Back side	0.192	0.151	0.154	0.062	0.114	0.466	0.039	0.016	0.559	0.611	0.963	0.557	0.535	0.910	0.888	0.961	0.939	1.139
	Top side	0.157	0.001	0.083	0.031	0.053	0.203	0.010	0.009	0.272	0.293	0.444	0.251	0.250	0.401	0.400	0.423	0.422	0.527
	Botom side	0.001	0.520	0.001	0.001	0.002	0.055	0.001	0.001	0.523	0.524	0.576	0.525	0.525	0.577	0.577	0.579	0.579	0.580
	Right side	0.099	0.035	0.010	0.003	0.043	0.044	0.002	0.001	0.147	0.188	0.188	0.183	0.182	0.184	0.182	0.224	0.223	0.235
	Left side	0.076	0.080	0.056	0.026	0.017	0.120	0.017	0.008	0.237	0.229	0.331	0.216	0.206	0.319	0.309	0.310	0.301	0.374
5A_LAT-n2A	Front side	0.208	0.124	0.050	0.043	0.069	0.224	0.006	0.012	0.425	0.451	0.606	0.450	0.457	0.605	0.612	0.631	0.638	0.718
	Back side	0.203	0.151	0.154	0.062	0.114	0.466	0.039	0.016	0.570	0.621	0.974	0.568	0.546	0.921	0.898	0.972	0.950	1.150
	Top side	0.002	0.001	0.083	0.031	0.053	0.203	0.010	0.009	0.118	0.139	0.290	0.097	0.095	0.247	0.246	0.269	0.267	0.373
	Botom side	0.186	0.520	0.001	0.001	0.002	0.055	0.001	0.001	0.708	0.709	0.761	0.710	0.710	0.762	0.762	0.763	0.763	0.764
	Right side	0.146	0.035	0.010	0.003	0.043	0.044	0.002	0.001	0.194	0.235	0.235	0.230	0.228	0.231	0.229	0.271	0.269	0.282
	Left side	0.031	0.080	0.056	0.026	0.017	0.120	0.017	0.008	0.192	0.184	0.287	0.171	0.162	0.274	0.265	0.266	0.256	0.330
5A_UAT-n66A	Front side	0.249	0.135	0.050	0.043	0.069	0.224	0.006	0.012	0.477	0.503	0.658	0.502	0.508	0.657	0.664	0.683	0.690	0.770
	Back side	0.192	0.268	0.154	0.062	0.114	0.466	0.039	0.016	0.677	0.729	1.081	0.675	0.653	1.028	1.006	1.079	1.057	1.257
	Top side	0.157	0.001	0.083	0.031	0.053	0.203	0.010	0.009	0.272	0.293	0.444	0.251	0.250	0.401	0.400	0.423	0.422	0.527
	Botom side	0.001	0.594	0.001	0.001	0.002	0.055	0.001	0.001	0.597	0.598	0.651	0.599	0.599	0.652	0.652	0.653	0.653	0.654
	Right side	0.099	0.005	0.010	0.003	0.043	0.044	0.002	0.001	0.118	0.158	0.159	0.154	0.152	0.154	0.153	0.195	0.193	0.206
	Left side	0.076	0.074	0.056	0.026	0.017	0.120	0.017	0.008	0.232	0.223	0.326	0.210	0.201	0.313	0.304	0.305	0.296	0.369
5A_LAT-n66A	Front side	0.208	0.135	0.050	0.043	0.069	0.224	0.006	0.012	0.436	0.462	0.617	0.461	0.467	0.616	0.623	0.642	0.648	0.729
	Back side	0.203	0.268	0.154	0.062	0.114	0.466	0.039	0.016	0.688	0.739	1.092	0.686	0.664	1.039	1.016	1.090	1.068	1.268
	Top side	0.002	0.001	0.083	0.031	0.053	0.203	0.010	0.009	0.118	0.139	0.290	0.097	0.095	0.247	0.246	0.269	0.267	0.373
	Botom side	0.186	0.594	0.001	0.001	0.002	0.055	0.001	0.001	0.782	0.783	0.836	0.784	0.784	0.837	0.837	0.838	0.838	0.839
	Right side	0.146	0.005	0.010	0.003	0.043	0.044	0.002	0.001	0.165	0.205	0.206	0.201	0.199	0.201	0.200	0.242	0.240	0.253
	Left side	0.031	0.074	0.056	0.026	0.017	0.120	0.017	0.008	0.187	0.179	0.281	0.166	0.156	0.269	0.259	0.260	0.251	0.324
41A-n41A_UAT	Front side	0.148	0.084	0.050	0.043	0.069	0.224	0.006	0.012	0.325	0.351	0.506	0.350	0.357	0.505	0.512	0.531	0.538	0.618
	Back side	0.206	0.217	0.154	0.062	0.114	0.466	0.039	0.016	0.640	0.691	1.044	0.638	0.616	0.990	0.968	1.042	1.020	1.220
	Top side	0.001	0.006	0.083	0.031	0.053	0.203	0.010	0.009	0.121	0.143	0.293	0.100	0.099	0.250	0.249	0.272	0.271	0.376
	Botom side	0.267	0.004	0.001	0.001	0.002	0.055	0.001	0.001	0.273	0.274	0.327	0.275	0.275	0.328	0.328	0.329	0.329	0.330
	Right side	0.002	0.013	0.010	0.003	0.043	0.044	0.002	0.001	0.029	0.069	0.070	0.064	0.063	0.065	0.064	0.105	0.104	0.116
	Left side	0.106	0.025	0.056	0.026	0.017	0.120	0.017	0.008	0.213	0.204	0.307	0.191	0.182	0.294	0.285	0.286	0.277	0.350
41A-n41A_LAT	Front side	0.148	0.032	0.050	0.043	0.069	0.224	0.006	0.012	0.273	0.298	0.454	0.297	0.304	0.453	0.459	0.479	0.485	0.566
	Back side	0.206	0.507	0.154	0.062	0.114	0.466	0.039	0.016	0.930	0.981	1.334	0.928	0.906	1.280	1.258	1.332	1.310	1.510
	Top side	0.001	0.005	0.083	0.031	0.053	0.203	0.010	0.009	0.120	0.141	0.292	0.099	0.097	0.249	0.248	0.271	0.269	0.375
	Botom side	0.267	0.134	0.001	0.001	0.002	0.055	0.001	0.001	0.402	0.403	0.456	0.404	0.404	0.457	0.457	0.458	0.458	0.459
	Right side	0.002	0.025	0.010	0.003	0.043	0.044	0.002	0.001	0.040	0.080	0.081	0.076	0.074	0.076	0.075	0.117	0.115	0.128
	Left side	0.106	0.059	0.056	0.026	0.017	0.120	0.017	0.008	0.246	0.238	0.341	0.225	0.216	0.328	0.319	0.320	0.310	0.384

Unless otherwise stated the results shown in this test report refer only to the sample(s) tested and such sample(s) are retained for 90 days only.
除非另有說明，此報告結果僅對測試之樣品負責，同時此樣品僅保留90天。本報告未經本公司書面許可，不可部份複製。
This document is issued by the Company subject to its General Conditions of Service printed overleaf, available on request or accessible at http://www.sgs.com.tw/Terms-and-Conditions and for electronic format documents, subject to Terms and Conditions for Electronic Documents at http://www.sgs.com.tw/Terms-and-Conditions. Attention is drawn to the limitation of liability, indemnification and jurisdiction issues defined therein. Any holder of this document is advised that information contained hereon reflects the Company's findings at the time of its intervention only and within the limits of Client's instructions, if any. The Company's sole responsibility is to its Client and this document does not exonerate parties to a transaction from exercising all their rights and obligations under the transaction documents. This document cannot be reproduced except in full, without prior written approval of the Company. Any unauthorized alteration, forgery or falsification of the content or appearance of this document is unlawful and offenders may be prosecuted to the fullest extent of the law.

Camera_Body-worn

The simultaneous body exposure conditions for WLAN(Camera mode) with WWAN

WWAN	Exposure position 1g(W/kg)	0	1	2	3	4	5	6	7	Scenario 1	Scenario 2	Scenario 3	Scenario 4	Scenario 5	Scenario 6	Scenario 7	Scenario 8	Scenario 9	Scenario 10
		LTE First Band	NR Second Band	WLAN 2.4GHz Chain 0	WLAN 2.4GHz Chain 1	WLAN 5GHz Chain 0	WLAN 5GHz Chain 1	Bluetooth Chain0	Bluetooth Chain1	0+1+2+3 Sum	0+1+2+4 Sum	0+1+2+5 Sum	0+1+3+4+6 Sum	0+1+3+4+7 Sum	0+1+3+5+6 Sum	0+1+3+5+7 Sum	0+1+4+5+6 Sum	0+1+4+5+7 Sum	0+1+2+3+4+5 Sum
2A-n5A	Front side	0.219	0.105	0.009	0.001	0.035	0.051	0.003	0.016	0.335	0.368	0.385	0.363	0.376	0.380	0.393	0.413	0.426	0.421
	Back side	0.229	0.073	0.030	0.048	0.354	0.243	0.017	0.169	0.381	0.686	0.576	0.721	0.873	0.610	0.762	0.916	1.068	0.977
2A-n71A	Front side	0.219	0.031	0.009	0.001	0.035	0.051	0.003	0.016	0.261	0.294	0.311	0.289	0.302	0.306	0.319	0.339	0.352	0.347
	Back side	0.229	0.017	0.030	0.048	0.354	0.243	0.017	0.169	0.324	0.630	0.520	0.665	0.817	0.554	0.706	0.860	1.012	0.921
5A_UAT-n2A	Front side	0.156	0.124	0.009	0.001	0.035	0.051	0.003	0.016	0.291	0.324	0.341	0.319	0.332	0.336	0.349	0.369	0.382	0.377
	Back side	0.123	0.151	0.030	0.048	0.354	0.243	0.017	0.169	0.352	0.657	0.547	0.692	0.844	0.581	0.733	0.887	1.039	0.948
5A_LAT-n2A	Front side	0.151	0.124	0.009	0.001	0.035	0.051	0.003	0.016	0.286	0.319	0.336	0.314	0.327	0.331	0.344	0.364	0.377	0.372
	Back side	0.145	0.151	0.030	0.048	0.354	0.243	0.017	0.169	0.374	0.680	0.569	0.714	0.866	0.604	0.755	0.909	1.061	0.970
5A_UAT-n66A	Front side	0.156	0.135	0.009	0.001	0.035	0.051	0.003	0.016	0.302	0.335	0.352	0.330	0.343	0.347	0.360	0.380	0.393	0.388
	Back side	0.123	0.268	0.030	0.048	0.354	0.243	0.017	0.169	0.470	0.775	0.665	0.810	0.962	0.699	0.851	1.005	1.157	1.066
5A_LAT-n66A	Front side	0.151	0.135	0.009	0.001	0.035	0.051	0.003	0.016	0.297	0.330	0.347	0.325	0.338	0.342	0.355	0.375	0.388	0.383
	Back side	0.145	0.268	0.030	0.048	0.354	0.243	0.017	0.169	0.492	0.798	0.687	0.832	0.984	0.722	0.873	1.027	1.179	1.088
41A-n41A_UAT	Front side	0.124	0.084	0.009	0.001	0.035	0.051	0.003	0.016	0.219	0.252	0.269	0.247	0.260	0.264	0.277	0.297	0.310	0.305
	Back side	0.164	0.217	0.030	0.048	0.354	0.243	0.017	0.169	0.459	0.765	0.654	0.799	0.951	0.689	0.841	0.995	1.147	1.056
41A-n41A_LAT	Front side	0.124	0.018	0.009	0.001	0.035	0.051	0.003	0.016	0.153	0.186	0.203	0.181	0.194	0.198	0.211	0.231	0.244	0.239
	Back side	0.164	0.348	0.030	0.048	0.354	0.243	0.017	0.169	0.591	0.896	0.786	0.931	1.083	0.821	0.972	1.126	1.278	1.187

Unless otherwise stated the results shown in this test report refer only to the sample(s) tested and such sample(s) are retained for 90 days only.
除非另有說明，此報告結果僅對測試之樣品負責，同時此樣品僅保留90天。本報告未經本公司書面許可，不可部份複製。
This document is issued by the Company subject to its General Conditions of Service printed overleaf, available on request or accessible at http://www.sgs.com.tw/Terms-and-Conditions and for electronic format documents, subject to Terms and Conditions for Electronic Documents at http://www.sgs.com.tw/Terms-and-Conditions. Attention is drawn to the limitation of liability, indemnification and jurisdiction issues defined therein. Any holder of this document is advised that information contained hereon reflects the Company's findings at the time of its intervention only and within the limits of Client's instructions, if any. The Company's sole responsibility is to its Client and this document does not exonerate parties to a transaction from exercising all their rights and obligations under the transaction documents. This document cannot be reproduced except in full, without prior written approval of the Company. Any unauthorized alteration, forgery or falsification of the content or appearance of this document is unlawful and offenders may be prosecuted to the fullest extent of the law.

Camera_Hotspot

The simultaneous body exposure conditions for WLAN(Camera mode) with WWAN

WWAN	Exposure position 1g(W/kg)	0	1	2	3	4	5	6	7	Scenario 1	Scenario 2	Scenario 3	Scenario 4	Scenario 5	Scenario 6	Scenario 7	Scenario 8	Scenario 9	Scenario 10
		LTE First Band	NR Second Band	WLAN 2.4GHz Chain 0	WLAN 2.4GHz Chain 1	WLAN 5GHz Chain 0	WLAN 5GHz Chain 1	Bluetooth Chain0	Bluetooth Chain1	0+1+2+3 Sum	0+1+2+4 Sum	0+1+2+5 Sum	0+1+3+4+6 Sum	0+1+3+4+7 Sum	0+1+3+5+6 Sum	0+1+3+5+7 Sum	0+1+4+5+6 Sum	0+1+4+5+7 Sum	0+1+2+3+4+5 Sum
2A-n5A	Front side	0.219	0.105	0.035	0.011	0.077	0.054	0.006	0.026	0.371	0.436	0.413	0.418	0.438	0.395	0.416	0.461	0.481	0.501
	Back side	0.229	0.073	0.090	0.032	0.459	0.429	0.087	0.076	0.424	0.851	0.821	0.881	0.869	0.850	0.839	1.278	1.266	1.312
	Top side	0.001	0.001	0.073	0.001	0.084	0.003	0.072	0.001	0.076	0.159	0.078	0.160	0.088	0.079	0.007	0.162	0.090	0.163
	Botom side	0.575	0.010	0.001	0.006	0.001	0.102	0.001	0.020	0.592	0.587	0.688	0.593	0.612	0.694	0.713	0.689	0.708	0.694
	Right side	0.005	0.001	0.002	0.002	0.019	0.043	0.003	0.004	0.011	0.028	0.052	0.032	0.032	0.056	0.056	0.073	0.073	0.074
	Left side	0.109	0.001	0.026	0.007	0.073	0.013	0.058	0.016	0.144	0.209	0.149	0.249	0.207	0.189	0.147	0.254	0.212	0.229
2A-n71A	Front side	0.219	0.031	0.035	0.011	0.077	0.054	0.006	0.026	0.296	0.362	0.339	0.344	0.364	0.321	0.341	0.387	0.407	0.427
	Back side	0.229	0.017	0.090	0.032	0.459	0.429	0.087	0.076	0.368	0.795	0.765	0.825	0.813	0.794	0.783	1.221	1.210	1.256
	Top side	0.001	0.002	0.073	0.001	0.084	0.003	0.072	0.001	0.077	0.160	0.079	0.161	0.089	0.080	0.008	0.163	0.091	0.164
	Botom side	0.575	0.005	0.001	0.006	0.001	0.102	0.001	0.020	0.587	0.582	0.683	0.588	0.607	0.689	0.708	0.684	0.703	0.689
	Right side	0.005	0.007	0.002	0.002	0.019	0.043	0.003	0.004	0.017	0.034	0.058	0.038	0.038	0.062	0.062	0.078	0.079	0.080
	Left side	0.109	0.004	0.026	0.007	0.073	0.013	0.058	0.016	0.146	0.211	0.152	0.251	0.209	0.191	0.149	0.256	0.214	0.231
5A_UAT-n2A	Front side	0.156	0.124	0.035	0.011	0.077	0.054	0.006	0.026	0.327	0.392	0.369	0.374	0.394	0.351	0.372	0.417	0.437	0.457
	Back side	0.123	0.151	0.090	0.032	0.459	0.429	0.087	0.076	0.395	0.822	0.792	0.852	0.840	0.821	0.810	1.249	1.237	1.283
	Top side	0.100	0.001	0.073	0.001	0.084	0.003	0.072	0.001	0.175	0.258	0.177	0.259	0.187	0.178	0.106	0.261	0.189	0.262
	Botom side	0.001	0.520	0.001	0.006	0.001	0.102	0.001	0.020	0.528	0.523	0.623	0.529	0.548	0.629	0.648	0.625	0.644	0.630
	Right side	0.064	0.035	0.002	0.002	0.019	0.043	0.003	0.004	0.103	0.120	0.144	0.123	0.124	0.147	0.148	0.164	0.165	0.166
	Left side	0.048	0.080	0.026	0.007	0.073	0.013	0.058	0.016	0.160	0.225	0.166	0.265	0.223	0.205	0.163	0.271	0.229	0.245
5A_LAT-n2A	Front side	0.151	0.124	0.035	0.011	0.077	0.054	0.006	0.026	0.322	0.387	0.364	0.369	0.389	0.346	0.367	0.412	0.432	0.452
	Back side	0.145	0.151	0.090	0.032	0.459	0.429	0.087	0.076	0.417	0.844	0.814	0.874	0.862	0.844	0.832	1.271	1.259	1.305
	Top side	0.002	0.001	0.073	0.001	0.084	0.003	0.072	0.001	0.077	0.160	0.079	0.160	0.089	0.080	0.008	0.162	0.091	0.164
	Botom side	0.132	0.520	0.001	0.006	0.001	0.102	0.001	0.020	0.658	0.654	0.754	0.659	0.678	0.760	0.779	0.755	0.774	0.761
	Right side	0.107	0.035	0.002	0.002	0.019	0.043	0.003	0.004	0.146	0.163	0.187	0.167	0.167	0.191	0.191	0.208	0.208	0.209
	Left side	0.022	0.080	0.026	0.007	0.073	0.013	0.058	0.016	0.134	0.199	0.140	0.239	0.197	0.179	0.137	0.245	0.203	0.220
5A_UAT-n66A	Front side	0.156	0.135	0.035	0.011	0.077	0.054	0.006	0.026	0.337	0.403	0.380	0.385	0.405	0.362	0.383	0.428	0.448	0.468
	Back side	0.123	0.268	0.090	0.032	0.459	0.429	0.087	0.076	0.513	0.940	0.910	0.970	0.958	0.939	0.928	1.367	1.355	1.401
	Top side	0.100	0.001	0.073	0.001	0.084	0.003	0.072	0.001	0.175	0.258	0.177	0.259	0.187	0.178	0.106	0.261	0.189	0.262
	Botom side	0.001	0.594	0.001	0.006	0.001	0.102	0.001	0.020	0.602	0.597	0.698	0.603	0.622	0.704	0.723	0.699	0.718	0.705
	Right side	0.064	0.005	0.002	0.002	0.019	0.043	0.003	0.004	0.074	0.091	0.115	0.094	0.095	0.118	0.119	0.135	0.136	0.136
	Left side	0.048	0.074	0.026	0.007	0.073	0.013	0.058	0.016	0.155	0.220	0.160	0.260	0.218	0.200	0.158	0.265	0.223	0.240
5A_LAT-n66A	Front side	0.151	0.135	0.035	0.011	0.077	0.054	0.006	0.026	0.332	0.398	0.375	0.380	0.400	0.357	0.378	0.423	0.443	0.463
	Back side	0.145	0.268	0.090	0.032	0.459	0.429	0.087	0.076	0.535	0.962	0.932	0.992	0.980	0.962	0.950	1.389	1.377	1.423
	Top side	0.002	0.001	0.073	0.001	0.084	0.003	0.072	0.001	0.077	0.160	0.079	0.160	0.089	0.080	0.008	0.162	0.091	0.164
	Botom side	0.132	0.594	0.001	0.006	0.001	0.102	0.001	0.020	0.733	0.728	0.829	0.734	0.753	0.835	0.854	0.830	0.849	0.836
	Right side	0.107	0.005	0.002	0.002	0.019	0.043	0.003	0.004	0.117	0.134	0.158	0.138	0.138	0.162	0.162	0.178	0.179	0.180
	Left side	0.022	0.074	0.026	0.007	0.073	0.013	0.058	0.016	0.129	0.194	0.135	0.234	0.192	0.174	0.132	0.239	0.197	0.214
41A-n41A_UAT	Front side	0.124	0.084	0.035	0.011	0.077	0.054	0.006	0.026	0.254	0.320	0.297	0.302	0.322	0.279	0.300	0.345	0.365	0.385
	Back side	0.164	0.217	0.090	0.032	0.459	0.429	0.087	0.076	0.502	0.929	0.899	0.959	0.948	0.929	0.917	1.356	1.344	1.390
	Top side	0.001	0.006	0.073	0.001	0.084	0.003	0.072	0.001	0.081	0.164	0.083	0.164	0.093	0.083	0.012	0.166	0.095	0.168
	Botom side	0.213	0.004	0.001	0.006	0.001	0.102	0.001	0.020	0.224	0.219	0.320	0.225	0.244	0.326	0.345	0.321	0.340	0.327
	Right side	0.001	0.013	0.002	0.002	0.019	0.043	0.003	0.004	0.019	0.036	0.060	0.040	0.040	0.064	0.064	0.080	0.081	0.082
	Left side	0.087	0.025	0.026	0.007	0.073	0.013	0.058	0.016	0.145	0.210	0.151	0.250	0.208	0.190	0.148	0.256	0.214	0.231
41A-n41A_LAT	Front side	0.124	0.018	0.035	0.011	0.077	0.054	0.006	0.026	0.188	0.254	0.231	0.236	0.256	0.213	0.233	0.279	0.299	0.319
	Back side	0.164	0.348	0.090	0.032	0.459	0.429	0.087	0.076	0.634	1.061	1.031	1.091	1.079	1.061	1.049	1.488	1.476	1.522
	Top side	0.001	0.003	0.073	0.001	0.084	0.003	0.072	0.001	0.077	0.160	0.080	0.161	0.090	0.080	0.009	0.163	0.092	0.164
	Botom side	0.213	0.088	0.001	0.006	0.001	0.102	0.001	0.020	0.308	0.303	0.404	0.309	0.328	0.409	0.429	0.405	0.424	0.410
	Right side	0.001	0.011	0.002	0.002	0.019	0.043	0.003	0.004	0.016	0.033	0.057	0.037	0.037	0.061	0.061	0.078	0.078	0.079
	Left side	0.087	0.034	0.026	0.007	0.073	0.013	0.058	0.016	0.154	0.220	0.160	0.259	0.217	0.200	0.158	0.265	0.223	0.240

Unless otherwise stated the results shown in this test report refer only to the sample(s) tested and such sample(s) are retained for 90 days only.
除非另有說明，此報告結果僅對測試之樣品負責，同時此樣品僅保留90天。本報告未經本公司書面許可，不可部份複製。
This document is issued by the Company subject to its General Conditions of Service printed overleaf, available on request or accessible at http://www.sgs.com.tw/Terms-and-Conditions and for electronic format documents, subject to Terms and Conditions for Electronic Documents at http://www.sgs.com.tw/Terms-and-Conditions. Attention is drawn to the limitation of liability, indemnification and jurisdiction issues defined therein. Any holder of this document is advised that information contained hereon reflects the Company's findings at the time of its intervention only and within the limits of Client's instructions, if any. The Company's sole responsibility is to its Client and this document does not exonerate parties to a transaction from exercising all their rights and obligations under the transaction documents. This document cannot be reproduced except in full, without prior written approval of the Company. Any unauthorized alteration, forgery or falsification of the content or appearance of this document is unlawful and offenders may be prosecuted to the fullest extent of the law.

Normal_Landscape_Body

The simultaneous body exposure conditions for WLAN(normal landscape mode) with WWAN

WWAN	Exposure position 1g(W/kg)	0	1	2	3	4	5	6	7	Scenario 1	Scenario 2	Scenario 3	Scenario 4	Scenario 5	Scenario 6	Scenario 7	Scenario 8	Scenario 9	Scenario 10
		LTE First Band	NR Second Band	WLAN 2.4GHz Chain 0	WLAN 2.4GHz Chain 1	WLAN 5GHz Chain 0	WLAN 5GHz Chain 1	Bluetooth Chain0	Bluetooth Chain1	0+1+2+3 Sum	0+1+2+4 Sum	0+1+2+5 Sum	0+1+3+4+6 Sum	0+1+3+4+7 Sum	0+1+3+5+6 Sum	0+1+3+5+7 Sum	0+1+4+5+6 Sum	0+1+4+5+7 Sum	0+1+2+3+4+5 Sum
2A-n5A	Front side	0.219	0.105	0.020	0.001	0.061	0.051	0.002	0.016	0.346	0.406	0.396	0.389	0.403	0.379	0.393	0.439	0.453	0.459
	Back side	0.229	0.073	0.075	0.048	0.080	0.243	0.014	0.169	0.425	0.457	0.620	0.444	0.599	0.607	0.762	0.639	0.794	0.748
2A-n71A	Front side	0.219	0.031	0.020	0.001	0.061	0.051	0.002	0.016	0.272	0.332	0.322	0.315	0.329	0.305	0.319	0.365	0.379	0.385
	Back side	0.229	0.017	0.075	0.048	0.080	0.243	0.014	0.169	0.369	0.401	0.564	0.387	0.543	0.551	0.706	0.583	0.738	0.691
5A_UAT-n2A	Front side	0.209	0.124	0.020	0.001	0.061	0.051	0.002	0.016	0.356	0.416	0.406	0.399	0.413	0.389	0.403	0.449	0.463	0.469
	Back side	0.164	0.151	0.075	0.048	0.080	0.243	0.014	0.169	0.437	0.469	0.632	0.456	0.611	0.619	0.775	0.651	0.807	0.760
5A_LAT-n2A	Front side	0.190	0.124	0.020	0.001	0.061	0.051	0.002	0.016	0.336	0.396	0.386	0.379	0.393	0.369	0.383	0.429	0.443	0.449
	Back side	0.183	0.151	0.075	0.048	0.080	0.243	0.014	0.169	0.456	0.488	0.651	0.475	0.630	0.638	0.793	0.670	0.825	0.779
5A_UAT-n66A	Front side	0.209	0.135	0.020	0.001	0.061	0.051	0.002	0.016	0.367	0.427	0.417	0.410	0.424	0.400	0.413	0.460	0.473	0.479
	Back side	0.164	0.268	0.075	0.048	0.080	0.243	0.014	0.169	0.555	0.587	0.750	0.574	0.729	0.737	0.892	0.769	0.924	0.878
5A_LAT-n66A	Front side	0.190	0.135	0.020	0.001	0.061	0.051	0.002	0.016	0.347	0.407	0.397	0.390	0.404	0.380	0.394	0.440	0.454	0.460
	Back side	0.183	0.268	0.075	0.048	0.080	0.243	0.014	0.169	0.574	0.606	0.769	0.593	0.748	0.756	0.911	0.788	0.943	0.897
41A-n41A_UAT	Front side	0.171	0.084	0.020	0.001	0.061	0.051	0.002	0.016	0.277	0.337	0.327	0.320	0.333	0.310	0.323	0.370	0.383	0.389
	Back side	0.235	0.217	0.075	0.048	0.080	0.243	0.014	0.169	0.574	0.606	0.770	0.593	0.748	0.757	0.912	0.789	0.944	0.897
41A-n41A_LAT	Front side	0.171	0.032	0.020	0.001	0.061	0.051	0.002	0.016	0.224	0.284	0.274	0.267	0.281	0.257	0.271	0.317	0.331	0.337
	Back side	0.235	0.507	0.075	0.048	0.080	0.243	0.014	0.169	0.864	0.896	1.060	0.883	1.038	1.047	1.202	1.079	1.234	1.187

Unless otherwise stated the results shown in this test report refer only to the sample(s) tested and such sample(s) are retained for 90 days only.
除非另有說明，此報告結果僅對測試之樣品負責，同時此樣品僅保留90天。本報告未經本公司書面許可，不可部份複製。
This document is issued by the Company subject to its General Conditions of Service printed overleaf, available on request or accessible at http://www.sgs.com.tw/Terms-and-Conditions and for electronic format documents, subject to Terms and Conditions for Electronic Documents at http://www.sgs.com.tw/Terms-and-Conditions. Attention is drawn to the limitation of liability, indemnification and jurisdiction issues defined therein. Any holder of this document is advised that information contained hereon reflects the Company's findings at the time of its intervention only and within the limits of Client's instructions, if any. The Company's sole responsibility is to its Client and this document does not exonerate parties to a transaction from exercising all their rights and obligations under the transaction documents. This document cannot be reproduced except in full, without prior written approval of the Company. Any unauthorized alteration, forgery or falsification of the content or appearance of this document is unlawful and offenders may be prosecuted to the fullest extent of the law.

Normal_Landscape_Hotspot

The simultaneous body exposure conditions for WLAN(normal landscape mode) with WWAN

WWAN	Exposure position 1g(W/kg)	0	1	2	3	4	5	6	7	Scenario 1	Scenario 2	Scenario 3	Scenario 4	Scenario 5	Scenario 6	Scenario 7	Scenario 8	Scenario 9	Scenario 10
		LTE First Band	NR Second Band	WLAN 2.4GHz Chain 0	WLAN 2.4GHz Chain 1	WLAN 5GHz Chain 0	WLAN 5GHz Chain 1	Bluetooth Chain0	Bluetooth Chain1	0+1+2+3 Sum	0+1+2+4 Sum	0+1+2+5 Sum	0+1+3+4+6 Sum	0+1+3+4+7 Sum	0+1+3+5+6 Sum	0+1+3+5+7 Sum	0+1+4+5+6 Sum	0+1+4+5+7 Sum	0+1+2+3+4+5 Sum
2A-n5A	Front side	0.219	0.105	0.050	0.011	0.069	0.054	0.006	0.026	0.385	0.443	0.428	0.410	0.430	0.395	0.416	0.453	0.473	0.508
	Back side	0.229	0.073	0.154	0.032	0.114	0.429	0.039	0.076	0.488	0.570	0.885	0.487	0.524	0.802	0.839	0.884	0.921	1.031
	Top side	0.001	0.001	0.083	0.001	0.053	0.003	0.010	0.001	0.086	0.138	0.088	0.066	0.057	0.016	0.007	0.068	0.059	0.142
	Botom side	0.575	0.010	0.001	0.006	0.002	0.102	0.001	0.020	0.592	0.588	0.688	0.594	0.613	0.693	0.713	0.690	0.709	0.695
	Right side	0.005	0.001	0.010	0.002	0.043	0.043	0.002	0.004	0.019	0.060	0.060	0.055	0.056	0.055	0.056	0.096	0.097	0.106
	Left side	0.109	0.001	0.056	0.007	0.017	0.013	0.017	0.016	0.174	0.184	0.179	0.153	0.151	0.148	0.147	0.158	0.157	0.204
2A-n71A	Front side	0.219	0.031	0.050	0.011	0.069	0.054	0.006	0.026	0.311	0.369	0.354	0.336	0.356	0.321	0.341	0.379	0.399	0.434
	Back side	0.229	0.017	0.154	0.032	0.114	0.429	0.039	0.076	0.432	0.514	0.829	0.431	0.468	0.746	0.783	0.827	0.865	0.975
	Top side	0.001	0.002	0.083	0.001	0.053	0.003	0.010	0.001	0.088	0.139	0.090	0.067	0.058	0.017	0.008	0.069	0.060	0.143
	Botom side	0.575	0.005	0.001	0.006	0.002	0.102	0.001	0.020	0.587	0.583	0.683	0.589	0.608	0.688	0.708	0.685	0.704	0.690
	Right side	0.005	0.007	0.010	0.002	0.043	0.043	0.002	0.004	0.025	0.066	0.066	0.061	0.062	0.060	0.062	0.101	0.103	0.112
	Left side	0.109	0.004	0.056	0.007	0.017	0.013	0.017	0.016	0.176	0.186	0.182	0.155	0.154	0.151	0.149	0.161	0.159	0.206
5A_UAT-n2A	Front side	0.209	0.124	0.050	0.011	0.069	0.054	0.006	0.026	0.395	0.452	0.437	0.420	0.440	0.405	0.425	0.462	0.483	0.518
	Back side	0.164	0.151	0.154	0.032	0.114	0.429	0.039	0.076	0.501	0.583	0.898	0.499	0.536	0.814	0.851	0.896	0.933	1.043
	Top side	0.143	0.001	0.083	0.001	0.053	0.003	0.010	0.001	0.228	0.280	0.230	0.208	0.199	0.158	0.149	0.210	0.201	0.284
	Botom side	0.001	0.520	0.001	0.006	0.002	0.102	0.001	0.020	0.528	0.524	0.623	0.530	0.549	0.629	0.648	0.625	0.645	0.631
	Right side	0.084	0.035	0.010	0.002	0.043	0.043	0.002	0.004	0.131	0.172	0.172	0.167	0.168	0.167	0.168	0.208	0.209	0.218
	Left side	0.063	0.080	0.056	0.007	0.017	0.013	0.017	0.016	0.206	0.216	0.211	0.185	0.183	0.180	0.179	0.190	0.189	0.236
5A_LAT-n2A	Front side	0.190	0.124	0.050	0.011	0.069	0.054	0.006	0.026	0.375	0.433	0.418	0.400	0.420	0.385	0.405	0.443	0.463	0.498
	Back side	0.183	0.151	0.154	0.032	0.114	0.429	0.039	0.076	0.519	0.601	0.916	0.518	0.555	0.833	0.870	0.915	0.952	1.062
	Top side	0.002	0.001	0.083	0.001	0.053	0.003	0.010	0.001	0.087	0.139	0.089	0.066	0.058	0.017	0.008	0.068	0.060	0.143
	Botom side	0.167	0.520	0.001	0.006	0.002	0.102	0.001	0.020	0.693	0.690	0.789	0.695	0.715	0.795	0.814	0.791	0.810	0.797
	Right side	0.132	0.035	0.010	0.002	0.043	0.043	0.002	0.004	0.179	0.220	0.220	0.214	0.216	0.214	0.216	0.255	0.257	0.265
	Left side	0.028	0.080	0.056	0.007	0.017	0.013	0.017	0.016	0.171	0.181	0.176	0.149	0.148	0.145	0.144	0.155	0.154	0.201
5A_UAT-n66A	Front side	0.209	0.135	0.050	0.011	0.069	0.054	0.006	0.026	0.406	0.463	0.448	0.430	0.451	0.416	0.436	0.473	0.494	0.529
	Back side	0.164	0.268	0.154	0.032	0.114	0.429	0.039	0.076	0.619	0.701	1.016	0.617	0.654	0.932	0.969	1.014	1.051	1.161
	Top side	0.143	0.001	0.083	0.001	0.053	0.003	0.010	0.001	0.228	0.280	0.230	0.208	0.199	0.158	0.149	0.210	0.201	0.284
	Botom side	0.001	0.594	0.001	0.006	0.002	0.102	0.001	0.020	0.602	0.599	0.698	0.604	0.623	0.704	0.723	0.700	0.719	0.706
	Right side	0.084	0.005	0.010	0.002	0.043	0.043	0.002	0.004	0.102	0.143	0.143	0.137	0.139	0.137	0.139	0.178	0.180	0.189
	Left side	0.063	0.074	0.056	0.007	0.017	0.013	0.017	0.016	0.201	0.210	0.206	0.179	0.178	0.175	0.174	0.185	0.184	0.231
5A_LAT-n66A	Front side	0.190	0.135	0.050	0.011	0.069	0.054	0.006	0.026	0.386	0.444	0.429	0.411	0.431	0.396	0.416	0.454	0.474	0.509
	Back side	0.183	0.268	0.154	0.032	0.114	0.429	0.039	0.076	0.637	0.719	1.034	0.636	0.673	0.951	0.988	1.033	1.070	1.180
	Top side	0.002	0.001	0.083	0.001	0.053	0.003	0.010	0.001	0.087	0.139	0.089	0.067	0.058	0.017	0.008	0.069	0.060	0.143
	Botom side	0.167	0.594	0.001	0.006	0.002	0.102	0.001	0.020	0.768	0.764	0.864	0.770	0.789	0.870	0.889	0.866	0.885	0.872
	Right side	0.132	0.005	0.010	0.002	0.043	0.043	0.002	0.004	0.150	0.191	0.191	0.185	0.187	0.185	0.186	0.226	0.228	0.236
	Left side	0.028	0.074	0.056	0.007	0.017	0.013	0.017	0.016	0.165	0.175	0.171	0.144	0.143	0.140	0.139	0.150	0.148	0.195
41A-n41A_UAT	Front side	0.171	0.084	0.050	0.011	0.069	0.054	0.006	0.026	0.316	0.373	0.358	0.340	0.361	0.326	0.346	0.383	0.404	0.439
	Back side	0.235	0.217	0.154	0.032	0.114	0.429	0.039	0.076	0.638	0.720	1.035	0.636	0.673	0.951	0.988	1.033	1.070	1.181
	Top side	0.001	0.006	0.083	0.001	0.053	0.003	0.010	0.001	0.091	0.143	0.093	0.070	0.061	0.021	0.012	0.072	0.064	0.147
	Botom side	0.296	0.004	0.001	0.006	0.002	0.102	0.001	0.020	0.307	0.303	0.403	0.309	0.328	0.408	0.428	0.405	0.424	0.411
	Right side	0.002	0.013	0.010	0.002	0.043	0.043	0.002	0.004	0.028	0.069	0.069	0.063	0.065	0.063	0.065	0.104	0.106	0.114
	Left side	0.123	0.025	0.056	0.007	0.017	0.013	0.017	0.016	0.211	0.221	0.217	0.190	0.189	0.186	0.184	0.196	0.194	0.241
41A-n41A_LAT	Front side	0.171	0.032	0.050	0.011	0.069	0.054	0.006	0.026	0.263	0.321	0.306	0.288	0.308	0.273	0.293	0.331	0.351	0.386
	Back side	0.235	0.507	0.154	0.032	0.114	0.429	0.039	0.076	0.928	1.010	1.325	0.926	0.964	1.241	1.279	1.323	1.360	1.471
	Top side	0.001	0.005	0.083	0.001	0.053	0.003	0.010	0.001	0.090	0.141	0.092	0.069	0.060	0.020	0.011	0.071	0.062	0.145
	Botom side	0.296	0.134	0.001	0.006	0.002	0.102	0.001	0.020	0.436	0.432	0.532	0.438	0.457	0.538	0.557	0.534	0.553	0.540
	Right side	0.002	0.025	0.010	0.002	0.043	0.043	0.002	0.004	0.039	0.080	0.080	0.075	0.076	0.075	0.076	0.116	0.117	0.126
	Left side	0.123	0.059	0.056	0.007	0.017	0.013	0.017	0.016	0.245	0.255	0.251	0.224	0.223	0.220	0.218	0.229	0.228	0.275

Unless otherwise stated the results shown in this test report refer only to the sample(s) tested and such sample(s) are retained for 90 days only.
除非另有說明，此報告結果僅對測試之樣品負責，同時此樣品僅保留90天。本報告未經本公司書面許可，不可部份複製。
This document is issued by the Company subject to its General Conditions of Service printed overleaf, available on request or accessible at http://www.sgs.com.tw/Terms-and-Conditions and for electronic format documents, subject to Terms and Conditions for Electronic Documents at http://www.sgs.com.tw/Terms-and-Conditions. Attention is drawn to the limitation of liability, indemnification and jurisdiction issues defined therein. Any holder of this document is advised that information contained hereon reflects the Company's findings at the time of its intervention only and within the limits of Client's instructions, if any. The Company's sole responsibility is to its Client and this document does not exonerate parties to a transaction from exercising all their rights and obligations under the transaction documents. This document cannot be reproduced except in full, without prior written approval of the Company. Any unauthorized alteration, forgery or falsification of the content or appearance of this document is unlawful and offenders may be prosecuted to the fullest extent of the law.

Gaming_Body

The simultaneous body exposure conditions for WLAN(Gaming mode) with WWAN

WWAN	Exposure position 1g(W/kg)	0	1	2	3	4	5	6	7	Scenario 1	Scenario 2	Scenario 3	Scenario 4	Scenario 5	Scenario 6	Scenario 7	Scenario 8	Scenario 9	Scenario 10
		LTE First Band	NR Second Band	WLAN 2.4GHz Chain 0	WLAN 2.4GHz Chain 1	WLAN 5GHz Chain 0	WLAN 5GHz Chain 1	Bluetooth Chain0	Bluetooth Chain1	0+1+2+3 Sum	0+1+2+4 Sum	0+1+2+5 Sum	0+1+3+4+6 Sum	0+1+3+4+7 Sum	0+1+3+5+6 Sum	0+1+3+5+7 Sum	0+1+4+5+6 Sum	0+1+4+5+7 Sum	0+1+2+3+4+5 Sum
2A-n5A	Front side	0.219	0.105	0.020	0.001	0.061	0.083	0.002	0.016	0.346	0.406	0.428	0.389	0.403	0.411	0.425	0.471	0.485	0.491
	Back side	0.229	0.073	0.075	0.048	0.080	0.451	0.014	0.169	0.425	0.457	0.828	0.444	0.599	0.815	0.970	0.847	1.002	0.955
2A-n71A	Front side	0.219	0.031	0.020	0.001	0.061	0.083	0.002	0.016	0.272	0.332	0.354	0.315	0.329	0.337	0.351	0.397	0.411	0.417
	Back side	0.229	0.017	0.075	0.048	0.080	0.451	0.014	0.169	0.369	0.401	0.772	0.387	0.543	0.759	0.914	0.791	0.946	0.899
5A_UAT-n2A	Front side	0.156	0.124	0.020	0.001	0.061	0.083	0.002	0.016	0.302	0.362	0.384	0.345	0.359	0.367	0.381	0.427	0.441	0.447
	Back side	0.123	0.151	0.075	0.048	0.080	0.451	0.014	0.169	0.396	0.428	0.799	0.415	0.570	0.786	0.941	0.818	0.973	0.926
5A_LAT-n2A	Front side	0.208	0.124	0.020	0.001	0.061	0.083	0.002	0.016	0.354	0.414	0.436	0.397	0.411	0.419	0.433	0.479	0.493	0.499
	Back side	0.203	0.151	0.075	0.048	0.080	0.451	0.014	0.169	0.476	0.508	0.879	0.495	0.650	0.866	1.021	0.898	1.053	1.006
5A_UAT-n66A	Front side	0.156	0.135	0.020	0.001	0.061	0.083	0.002	0.016	0.313	0.373	0.395	0.356	0.370	0.378	0.392	0.438	0.452	0.458
	Back side	0.123	0.268	0.075	0.048	0.080	0.451	0.014	0.169	0.514	0.546	0.917	0.533	0.688	0.904	1.059	0.936	1.091	1.044
5A_LAT-n66A	Front side	0.208	0.135	0.020	0.001	0.061	0.083	0.002	0.016	0.365	0.425	0.447	0.408	0.422	0.430	0.444	0.490	0.504	0.510
	Back side	0.203	0.268	0.075	0.048	0.080	0.451	0.014	0.169	0.594	0.626	0.997	0.613	0.768	0.984	1.139	1.016	1.171	1.124
41A-n41A_UAT	Front side	0.148	0.084	0.020	0.001	0.061	0.083	0.002	0.016	0.254	0.314	0.336	0.297	0.311	0.319	0.333	0.379	0.393	0.399
	Back side	0.206	0.217	0.075	0.048	0.080	0.451	0.014	0.169	0.546	0.578	0.949	0.565	0.720	0.936	1.091	0.968	1.123	1.076
41A-n41A_LAT	Front side	0.148	0.023	0.020	0.001	0.061	0.083	0.002	0.016	0.193	0.253	0.275	0.236	0.250	0.258	0.272	0.318	0.332	0.338
	Back side	0.206	0.436	0.075	0.048	0.080	0.451	0.014	0.169	0.765	0.797	1.168	0.784	0.939	1.155	1.310	1.187	1.342	1.295

Unless otherwise stated the results shown in this test report refer only to the sample(s) tested and such sample(s) are retained for 90 days only.
除非另有說明，此報告結果僅對測試之樣品負責，同時此樣品僅保留90天。本報告未經本公司書面許可，不可部份複製。
This document is issued by the Company subject to its General Conditions of Service printed overleaf, available on request or accessible at http://www.sgs.com.tw/Terms-and-Conditions and for electronic format documents, subject to Terms and Conditions for Electronic Documents at http://www.sgs.com.tw/Terms-and-Conditions. Attention is drawn to the limitation of liability, indemnification and jurisdiction issues defined therein. Any holder of this document is advised that information contained hereon reflects the Company's findings at the time of its intervention only and within the limits of Client's instructions, if any. The Company's sole responsibility is to its Client and this document does not exonerate parties to a transaction from exercising all their rights and obligations under the transaction documents. This document cannot be reproduced except in full, without prior written approval of the Company. Any unauthorized alteration, forgery or falsification of the content or appearance of this document is unlawful and offenders may be prosecuted to the fullest extent of the law.

Gaming_Hotspot

The simultaneous body exposure conditions for WLAN(Gaming mode) with WWAN

WWAN	Exposure position 1g(W/kg)	0	1	2	3	4	5	6	7	Scenario 1	Scenario 2	Scenario 3	Scenario 4	Scenario 5	Scenario 6	Scenario 7	Scenario 8	Scenario 9	Scenario 10
		LTE First Band	NR Second Band	WLAN 2.4GHz Chain 0	WLAN 2.4GHz Chain 1	WLAN 5GHz Chain 0	WLAN 5GHz Chain 1	Bluetooth Chain0	Bluetooth Chain1	0+1+2+3 Sum	0+1+2+4 Sum	0+1+2+5 Sum	0+1+3+4+6 Sum	0+1+3+4+7 Sum	0+1+3+5+6 Sum	0+1+3+5+7 Sum	0+1+4+5+6 Sum	0+1+4+5+7 Sum	0+1+2+3+4+5 Sum
2A-n5A	Front side	0.219	0.105	0.050	0.011	0.069	0.122	0.006	0.026	0.385	0.443	0.496	0.410	0.430	0.463	0.483	0.521	0.541	0.576
	Back side	0.229	0.073	0.154	0.032	0.114	0.601	0.039	0.076	0.488	0.570	1.058	0.487	0.524	0.974	1.011	1.056	1.093	1.203
	Top side	0.001	0.001	0.083	0.001	0.053	0.029	0.010	0.001	0.086	0.138	0.114	0.066	0.057	0.042	0.033	0.093	0.084	0.168
	Botom side	0.575	0.010	0.001	0.006	0.002	0.024	0.001	0.020	0.592	0.588	0.610	0.594	0.613	0.616	0.635	0.612	0.631	0.618
	Right side	0.005	0.001	0.010	0.002	0.043	0.090	0.002	0.004	0.019	0.060	0.107	0.055	0.056	0.101	0.103	0.142	0.144	0.152
	Left side	0.109	0.001	0.056	0.007	0.017	0.003	0.017	0.016	0.174	0.184	0.170	0.153	0.151	0.139	0.138	0.149	0.148	0.195
2A-n71A	Front side	0.219	0.031	0.050	0.011	0.069	0.122	0.006	0.026	0.311	0.369	0.422	0.336	0.356	0.389	0.409	0.447	0.467	0.502
	Back side	0.229	0.017	0.154	0.032	0.114	0.601	0.039	0.076	0.432	0.514	1.001	0.431	0.468	0.918	0.955	1.000	1.037	1.147
	Top side	0.001	0.002	0.083	0.001	0.053	0.029	0.010	0.001	0.088	0.139	0.115	0.067	0.058	0.043	0.034	0.094	0.085	0.169
	Botom side	0.575	0.005	0.001	0.006	0.002	0.024	0.001	0.020	0.587	0.583	0.605	0.589	0.608	0.611	0.630	0.607	0.626	0.613
	Right side	0.005	0.007	0.010	0.002	0.043	0.090	0.002	0.004	0.025	0.066	0.112	0.061	0.062	0.107	0.108	0.148	0.149	0.158
	Left side	0.109	0.004	0.056	0.007	0.017	0.003	0.017	0.016	0.176	0.186	0.172	0.155	0.154	0.141	0.140	0.151	0.150	0.197
5A_UAT-n2A	Front side	0.156	0.124	0.050	0.011	0.069	0.122	0.006	0.026	0.341	0.399	0.452	0.366	0.386	0.419	0.439	0.477	0.497	0.532
	Back side	0.123	0.151	0.154	0.032	0.114	0.601	0.039	0.076	0.460	0.541	1.029	0.458	0.495	0.945	0.982	1.027	1.064	1.174
	Top side	0.100	0.001	0.083	0.001	0.053	0.029	0.010	0.001	0.186	0.237	0.213	0.165	0.156	0.141	0.132	0.192	0.183	0.267
	Botom side	0.001	0.520	0.001	0.006	0.002	0.024	0.001	0.020	0.528	0.524	0.546	0.530	0.549	0.552	0.571	0.548	0.567	0.554
	Right side	0.064	0.035	0.010	0.002	0.043	0.090	0.002	0.004	0.111	0.152	0.198	0.146	0.148	0.193	0.194	0.234	0.235	0.244
	Left side	0.048	0.080	0.056	0.007	0.017	0.003	0.017	0.016	0.190	0.200	0.186	0.169	0.168	0.155	0.154	0.165	0.164	0.211
5A_LAT-n2A	Front side	0.208	0.124	0.050	0.011	0.069	0.122	0.006	0.026	0.393	0.451	0.504	0.418	0.438	0.471	0.491	0.529	0.549	0.584
	Back side	0.203	0.151	0.154	0.032	0.114	0.601	0.039	0.076	0.540	0.621	1.109	0.538	0.575	1.025	1.062	1.107	1.144	1.254
	Top side	0.002	0.001	0.083	0.001	0.053	0.029	0.010	0.001	0.088	0.139	0.115	0.067	0.058	0.043	0.034	0.094	0.086	0.169
	Botom side	0.186	0.520	0.001	0.006	0.002	0.024	0.001	0.020	0.712	0.709	0.731	0.714	0.734	0.736	0.756	0.733	0.752	0.738
	Right side	0.146	0.035	0.010	0.002	0.043	0.090	0.002	0.004	0.194	0.235	0.281	0.229	0.230	0.275	0.277	0.316	0.318	0.326
	Left side	0.031	0.080	0.056	0.007	0.017	0.003	0.017	0.016	0.174	0.184	0.170	0.153	0.151	0.139	0.138	0.149	0.148	0.195
5A_UAT-n66A	Front side	0.156	0.135	0.050	0.011	0.069	0.122	0.006	0.026	0.352	0.410	0.463	0.377	0.397	0.430	0.450	0.488	0.508	0.543
	Back side	0.123	0.268	0.154	0.032	0.114	0.601	0.039	0.076	0.577	0.659	1.147	0.576	0.613	1.063	1.100	1.145	1.182	1.292
	Top side	0.100	0.001	0.083	0.001	0.053	0.029	0.010	0.001	0.186	0.237	0.213	0.165	0.156	0.141	0.132	0.192	0.183	0.267
	Botom side	0.001	0.594	0.001	0.006	0.002	0.024	0.001	0.020	0.602	0.598	0.620	0.604	0.623	0.626	0.645	0.623	0.642	0.628
	Right side	0.064	0.005	0.010	0.002	0.043	0.090	0.002	0.004	0.082	0.123	0.169	0.117	0.119	0.163	0.165	0.204	0.206	0.215
	Left side	0.048	0.074	0.056	0.007	0.017	0.003	0.017	0.016	0.185	0.195	0.181	0.164	0.162	0.150	0.149	0.160	0.159	0.206
5A_LAT-n66A	Front side	0.208	0.135	0.050	0.011	0.069	0.122	0.006	0.026	0.404	0.462	0.515	0.429	0.449	0.482	0.502	0.540	0.560	0.595
	Back side	0.203	0.268	0.154	0.032	0.114	0.601	0.039	0.076	0.657	0.739	1.227	0.656	0.693	1.143	1.180	1.225	1.262	1.372
	Top side	0.002	0.001	0.083	0.001	0.053	0.029	0.010	0.001	0.088	0.139	0.115	0.067	0.058	0.043	0.034	0.094	0.086	0.169
	Botom side	0.186	0.594	0.001	0.006	0.002	0.024	0.001	0.020	0.787	0.783	0.805	0.789	0.808	0.811	0.830	0.807	0.827	0.813
	Right side	0.146	0.005	0.010	0.002	0.043	0.090	0.002	0.004	0.164	0.205	0.252	0.200	0.201	0.246	0.247	0.287	0.288	0.297
	Left side	0.031	0.074	0.056	0.007	0.017	0.003	0.017	0.016	0.169	0.179	0.165	0.147	0.146	0.134	0.132	0.144	0.142	0.189
41A-n41A_UAT	Front side	0.148	0.084	0.050	0.011	0.069	0.122	0.006	0.026	0.293	0.351	0.404	0.318	0.338	0.371	0.392	0.429	0.449	0.484
	Back side	0.206	0.217	0.154	0.032	0.114	0.601	0.039	0.076	0.609	0.691	1.179	0.608	0.645	1.095	1.132	1.177	1.214	1.324
	Top side	0.001	0.006	0.083	0.001	0.053	0.029	0.010	0.001	0.091	0.143	0.119	0.070	0.061	0.046	0.037	0.098	0.089	0.172
	Botom side	0.267	0.004	0.001	0.006	0.002	0.024	0.001	0.020	0.278	0.274	0.296	0.280	0.299	0.302	0.321	0.298	0.317	0.304
	Right side	0.002	0.013	0.010	0.002	0.043	0.090	0.002	0.004	0.028	0.069	0.115	0.063	0.065	0.109	0.111	0.150	0.152	0.161
	Left side	0.106	0.025	0.056	0.007	0.017	0.003	0.017	0.016	0.194	0.204	0.191	0.173	0.172	0.159	0.158	0.169	0.168	0.215
41A-n41A_LAT	Front side	0.148	0.023	0.050	0.011	0.069	0.122	0.006	0.026	0.232	0.290	0.343	0.257	0.277	0.310	0.330	0.368	0.388	0.423
	Back side	0.206	0.436	0.154	0.032	0.114	0.601	0.039	0.076	0.829	0.910	1.398	0.827	0.864	1.314	1.351	1.396	1.433	1.544
	Top side	0.001	0.003	0.083	0.001	0.053	0.029	0.010	0.001	0.088	0.140	0.116	0.067	0.058	0.043	0.034	0.095	0.086	0.169
	Botom side	0.267	0.108	0.001	0.006	0.002	0.024	0.001	0.020	0.381	0.378	0.400	0.383	0.403	0.405	0.425	0.402	0.421	0.407
	Right side	0.002	0.018	0.010	0.002	0.043	0.090	0.002	0.004	0.033	0.074	0.120	0.068	0.070	0.114	0.116	0.155	0.157	0.166
	Left side	0.106	0.047	0.056	0.007	0.017	0.003	0.017	0.016	0.216	0.226	0.212	0.195	0.193	0.181	0.180	0.191	0.190	0.237

Unless otherwise stated the results shown in this test report refer only to the sample(s) tested and such sample(s) are retained for 90 days only.
除非另有說明，此報告結果僅對測試之樣品負責，同時此樣品僅保留90天。本報告未經本公司書面許可，不可部份複製。
This document is issued by the Company subject to its General Conditions of Service printed overleaf, available on request or accessible at http://www.sgs.com.tw/Terms-and-Conditions and for electronic format documents, subject to Terms and Conditions for Electronic Documents at http://www.sgs.com.tw/Terms-and-Conditions. Attention is drawn to the limitation of liability, indemnification and jurisdiction issues defined therein. Any holder of this document is advised that information contained hereon reflects the Company's findings at the time of its intervention only and within the limits of Client's instructions, if any. The Company's sole responsibility is to its Client and this document does not exonerate parties to a transaction from exercising all their rights and obligations under the transaction documents. This document cannot be reproduced except in full, without prior written approval of the Company. Any unauthorized alteration, forgery or falsification of the content or appearance of this document is unlawful and offenders may be prosecuted to the fullest extent of the law.

Inter without WLAN_Body-worn

The simultaneous body-worn exposure conditions for LTE Inter band

WWAN	Exposure position 1g(W/kg)	0	1	Scenario 1
		LTE First Band	LTE Second Band	0+1 Sum
2A-5A(UAT)	Front side	0.267	0.162	0.430
	Back side	0.313	0.123	0.437
2A-5A(LAT)	Front side	0.267	0.113	0.381
	Back side	0.313	0.186	0.499
2A-12A(UAT)	Front side	0.267	0.091	0.359
	Back side	0.313	0.071	0.384
2A-12A(LAT)	Front side	0.267	0.055	0.322
	Back side	0.313	0.159	0.473
4A-5A(UAT)	Front side	0.122	0.162	0.285
	Back side	0.137	0.123	0.260
4A-5A(LAT)	Front side	0.122	0.113	0.235
	Back side	0.137	0.186	0.323
4A-12A(UAT)	Front side	0.122	0.091	0.213
	Back side	0.137	0.071	0.208
4A-12A(LAT)	Front side	0.122	0.055	0.177
	Back side	0.137	0.159	0.296
12A(UAT)-66A	Front side	0.091	0.122	0.213
	Back side	0.071	0.137	0.208
12A(LAT)-66A	Front side	0.055	0.122	0.177
	Back side	0.159	0.137	0.296

Unless otherwise stated the results shown in this test report refer only to the sample(s) tested and such sample(s) are retained for 90 days only.
除非另有說明，此報告結果僅對測試之樣品負責，同時此樣品僅保留90天。本報告未經本公司書面許可，不可部份複製。
This document is issued by the Company subject to its General Conditions of Service printed overleaf, available on request or accessible at http://www.sgs.com.tw/Terms-and-Conditions and for electronic format documents, subject to Terms and Conditions for Electronic Documents at http://www.sgs.com.tw/Terms-and-Conditions. Attention is drawn to the limitation of liability, indemnification and jurisdiction issues defined therein. Any holder of this document is advised that information contained hereon reflects the Company's findings at the time of its intervention only and within the limits of Client's instructions, if any. The Company's sole responsibility is to its Client and this document does not exonerate parties to a transaction from exercising all their rights and obligations under the transaction documents. This document cannot be reproduced except in full, without prior written approval of the Company. Any unauthorized alteration, forgery or falsification of the content or appearance of this document is unlawful and offenders may be prosecuted to the fullest extent of the law.

Inter without WLAN_Product specific 10-g SAR

The simultaneous Product specific exposure conditions

WWAN	Exposure position 10g(W/kg)	0	1	Scenario 1
		LTE First Band	LTE Second Band	0+1 Sum
2A-5A(UAT)	Front side	0.493	0.423	0.916
	Back side	0.523	0.321	0.844
	Top side	0.003	0.286	0.289
	Bottom side	1.267	0.002	1.270
	Right side	0.207	0.241	0.448
	Left side	0.319	0.209	0.527
2A-5A(LAT)	Front side	0.493	0.733	1.226
	Back side	0.523	0.591	1.114
	Top side	0.003	0.001	0.004
	Bottom side	1.267	0.520	1.787
	Right side	0.207	0.185	0.392
	Left side	0.319	0.247	0.566
2A-12A(UAT)	Front side	0.493	0.369	0.862
	Back side	0.523	0.238	0.761
	Top side	0.003	0.195	0.198
	Bottom side	1.267	0.001	1.269
	Right side	0.207	0.149	0.357
	Left side	0.319	0.137	0.456
2A-12A(LAT)	Front side	0.493	0.527	1.020
	Back side	0.523	0.413	0.936
	Top side	0.003	0.030	0.033
	Bottom side	1.267	0.370	1.638
	Right side	0.207	0.119	0.326
	Left side	0.319	0.040	0.358
4A-5A(UAT)	Front side	0.527	0.423	0.950
	Back side	0.569	0.321	0.890
	Top side	0.002	0.286	0.288
	Bottom side	1.456	0.002	1.459
	Right side	0.197	0.241	0.438
	Left side	0.289	0.209	0.498
4A-5A(LAT)	Front side	0.527	0.733	1.260
	Back side	0.569	0.591	1.161
	Top side	0.002	0.001	0.004
	Bottom side	1.456	0.520	1.976
	Right side	0.197	0.185	0.381
	Left side	0.289	0.247	0.536
4A-12A(UAT)	Front side	0.527	0.369	0.895
	Back side	0.569	0.238	0.807
	Top side	0.002	0.195	0.197
	Bottom side	1.456	0.001	1.458
	Right side	0.197	0.149	0.346
	Left side	0.289	0.137	0.426
4A-12A(LAT)	Front side	0.527	0.527	1.054
	Back side	0.569	0.413	0.982
	Top side	0.002	0.030	0.032
	Bottom side	1.456	0.370	1.827
	Right side	0.197	0.119	0.316
	Left side	0.289	0.040	0.329
12A(UAT)-66A	Front side	0.369	0.527	0.895
	Back side	0.238	0.569	0.807
	Top side	0.195	0.002	0.197
	Bottom side	0.001	1.456	1.458
	Right side	0.149	0.197	0.346
	Left side	0.137	0.289	0.426
12A(LAT)-66A	Front side	0.527	0.527	1.054
	Back side	0.413	0.569	0.982
	Top side	0.030	0.002	0.032
	Bottom side	0.370	1.456	1.827
	Right side	0.119	0.197	0.316
	Left side	0.040	0.289	0.329

Unless otherwise stated the results shown in this test report refer only to the sample(s) tested and such sample(s) are retained for 90 days only.
除非另有說明，此報告結果僅對測試之樣品負責，同時此樣品僅保留90天。本報告未經本公司書面許可，不可部份複製。
This document is issued by the Company subject to its General Conditions of Service printed overleaf, available on request or accessible at http://www.sgs.com.tw/Terms-and-Conditions and for electronic format documents, subject to Terms and Conditions for Electronic Documents at http://www.sgs.com.tw/Terms-and-Conditions. Attention is drawn to the limitation of liability, indemnification and jurisdiction issues defined therein. Any holder of this document is advised that information contained hereon reflects the Company's findings at the time of its intervention only and within the limits of Client's instructions, if any. The Company's sole responsibility is to its Client and this document does not exonerate parties to a transaction from exercising all their rights and obligations under the transaction documents. This document cannot be reproduced except in full, without prior written approval of the Company. Any unauthorized alteration, forgery or falsification of the content or appearance of this document is unlawful and offenders may be prosecuted to the fullest extent of the law.

WLAN only_MIMO&DBS_Product specific 10-g SAR

Calling mode

The simultaneous hotspot exposure conditions for WLAN calling mode and normal Portrait mode

Exposure position 1g(W/kg)	1	2	3	4	5	6	Scenario 1	Scenario 2	Scenario 3	Scenario 4	Scenario 5	Scenario 6	Scenario 7	Scenario 8	Scenario 9	Scenario 10
	WLAN 2.4GHz Chain 0	WLAN 2.4GHz Chain 1	WLAN 5GHz Chain 0	WLAN 5GHz Chain 1	Bluetooth Chain0	Bluetooth Chain1	1+2 Sum	1+3 Sum	1+4 Sum	2+3+5 Sum	2+4+5 Sum	3+4+5 Sum	2+3+6 Sum	2+4+6 Sum	3+4+6 Sum	1+2+3+4 Sum
Front side	0.767	0.515	0.581	1.012	0.236	0.081	1.282	1.348	1.779	1.332	1.763	1.829	1.178	1.608	1.674	2.875
Back side	1.157	0.575	0.848	1.165	0.335	0.120	1.732	2.005	2.322	1.757	2.074	2.348	1.543	1.860	2.133	3.745
Top side	0.553	0.418	0.432	0.755	0.159	0.068	0.971	0.985	1.308	1.009	1.332	1.346	0.918	1.241	1.255	2.158
Botom side	0.008	0.130	0.007	0.181	0.003	0.056	0.138	0.015	0.189	0.140	0.314	0.190	0.193	0.367	0.243	0.326
Right side	0.507	0.110	0.414	0.155	0.113	0.036	0.618	0.921	0.662	0.638	0.379	0.682	0.560	0.301	0.604	1.186
Left side	0.236	0.232	0.207	0.385	0.091	0.059	0.468	0.444	0.622	0.530	0.708	0.684	0.498	0.676	0.652	1.061

camera mode

The simultaneous hotspot exposure conditions for WLAN Camera mode

Exposure position 1g(W/kg)	1	2	3	4	5	6	Scenario 1	Scenario 2	Scenario 3	Scenario 4	Scenario 5	Scenario 6	Scenario 7	Scenario 8	Scenario 9	Scenario 10
	WLAN 2.4GHz Chain 0	WLAN 2.4GHz Chain 1	WLAN 5GHz Chain 0	WLAN 5GHz Chain 1	Bluetooth Chain0	Bluetooth Chain1	1+2 Sum	1+3 Sum	1+4 Sum	2+3+5 Sum	2+4+5 Sum	3+4+5 Sum	2+3+6 Sum	2+4+6 Sum	3+4+6 Sum	1+2+3+4 Sum
Front side	0.094	0.047	0.301	0.101	0.024	0.020	0.141	0.395	0.195	0.372	0.172	0.426	0.367	0.167	0.421	0.542
Back side	0.770	0.525	0.914	1.279	0.287	0.147	1.295	1.684	2.049	1.726	2.090	2.480	1.586	1.950	2.340	3.488
Top side	0.125	0.003	0.473	0.015	0.104	0.001	0.128	0.598	0.140	0.580	0.122	0.593	0.477	0.019	0.489	0.616
Botom side	0.002	0.070	0.003	0.311	0.001	0.029	0.072	0.004	0.312	0.074	0.382	0.315	0.102	0.410	0.342	0.385
Right side	0.108	0.041	0.260	0.134	0.090	0.014	0.149	0.368	0.242	0.391	0.265	0.485	0.315	0.189	0.409	0.543
Left side	0.071	0.009	0.065	0.020	0.058	0.004	0.080	0.136	0.091	0.132	0.087	0.142	0.078	0.033	0.088	0.165

Normal mode

The simultaneous hotspot exposure conditions for WLAN normal landscape mode

Exposure position 1g(W/kg)	1	2	3	4	5	6	Scenario 1	Scenario 2	Scenario 3	Scenario 4	Scenario 5	Scenario 6	Scenario 7	Scenario 8	Scenario 9	Scenario 10
	WLAN 2.4GHz Chain 0	WLAN 2.4GHz Chain 1	WLAN 5GHz Chain 0	WLAN 5GHz Chain 1	Bluetooth Chain0	Bluetooth Chain1	1+2 Sum	1+3 Sum	1+4 Sum	2+3+5 Sum	2+4+5 Sum	3+4+5 Sum	2+3+6 Sum	2+4+6 Sum	3+4+6 Sum	1+2+3+4 Sum
Front side	0.767	0.047	0.581	0.101	0.236	0.020	0.814	1.348	0.868	0.864	0.383	0.918	0.648	0.167	0.702	1.496
Back side	1.157	0.525	0.848	1.279	0.335	0.147	1.682	2.005	2.436	1.707	2.138	2.461	1.519	1.950	2.273	3.809
Top side	0.553	0.003	0.432	0.015	0.159	0.001	0.556	0.985	0.568	0.594	0.177	0.606	0.436	0.019	0.448	1.003
Botom side	0.008	0.070	0.007	0.311	0.003	0.029	0.078	0.015	0.319	0.080	0.384	0.320	0.106	0.410	0.346	0.396
Right side	0.507	0.041	0.414	0.134	0.113	0.014	0.548	0.921	0.642	0.568	0.288	0.662	0.469	0.189	0.563	1.096
Left side	0.236	0.009	0.207	0.020	0.091	0.004	0.245	0.444	0.256	0.308	0.120	0.318	0.221	0.033	0.231	0.473

Gaming mode

The simultaneous hotspot exposure conditions for WLAN Gaming mode

Exposure position 1g(W/kg)	1	2	3	4	5	6	Scenario 1	Scenario 2	Scenario 3	Scenario 4	Scenario 5	Scenario 6	Scenario 7	Scenario 8	Scenario 9	Scenario 10
	WLAN 2.4GHz Chain 0	WLAN 2.4GHz Chain 1	WLAN 5GHz Chain 0	WLAN 5GHz Chain 1	Bluetooth Chain0	Bluetooth Chain1	1+2 Sum	1+3 Sum	1+4 Sum	2+3+5 Sum	2+4+5 Sum	3+4+5 Sum	2+3+6 Sum	2+4+6 Sum	3+4+6 Sum	1+2+3+4 Sum
Front side	0.767	0.047	0.581	0.221	0.236	0.020	0.814	1.348	0.988	0.864	0.504	1.038	0.648	0.288	0.822	1.616
Back side	1.157	0.525	0.848	1.229	0.335	0.147	1.682	2.005	2.387	1.707	2.089	2.412	1.519	1.901	2.224	3.759
Top side	0.553	0.003	0.432	0.016	0.159	0.001	0.556	0.985	0.569	0.594	0.178	0.607	0.436	0.020	0.449	1.004
Botom side	0.008	0.070	0.007	0.035	0.003	0.029	0.078	0.015	0.043	0.080	0.108	0.045	0.106	0.134	0.071	0.120
Right side	0.507	0.041	0.414	0.186	0.113	0.014	0.548	0.921	0.693	0.568	0.340	0.713	0.469	0.241	0.614	1.148
Left side	0.236	0.009	0.207	0.005	0.091	0.004	0.245	0.444	0.241	0.308	0.105	0.304	0.221	0.018	0.217	0.458

Unless otherwise stated the results shown in this test report refer only to the sample(s) tested and such sample(s) are retained for 90 days only.
除非另有說明，此報告結果僅對測試之樣品負責，同時此樣品僅保留90天。本報告未經本公司書面許可，不可部份複製。
This document is issued by the Company subject to its General Conditions of Service printed overleaf, available on request or accessible at http://www.sgs.com.tw/Terms-and-Conditions and for electronic format documents, subject to Terms and Conditions for Electronic Documents at http://www.sgs.com.tw/Terms-and-Conditions. Attention is drawn to the limitation of liability, indemnification and jurisdiction issues defined therein. Any holder of this document is advised that information contained hereon reflects the Company's findings at the time of its intervention only and within the limits of Client's instructions, if any. The Company's sole responsibility is to its Client and this document does not exonerate parties to a transaction from exercising all their rights and obligations under the transaction documents. This document cannot be reproduced except in full, without prior written approval of the Company. Any unauthorized alteration, forgery or falsification of the content or appearance of this document is unlawful and offenders may be prosecuted to the fullest extent of the law.

4. Instruments List

Manufacturer	Device	Type	Serial number	Date of last calibration	Date of next calibration
SPEAG	Dosimetric E-Field Probe	EX3DV4	3770	May.27,2020	May.26,2021
			7509	Mar.25,2020	Mar.24,2021
SPEAG	System Validation Dipole	D750V3	1015	Aug.23,2019	Aug.22,2020
		D835V2	4d063	Aug.23,2019	Aug.22,2020
		D1750V2	1008	Aug.23,2019	Aug.22,2020
		D1900V2	5d173	Apr.22,2020	Apr.21,2021
		D2300V2	1023	Aug.26,2019	Aug.25,2020
		D2450V2	727	Apr.22,2020	Apr.21,2021
		D2600V2	1005	Jan.29,2020	Jan.28,2021
		D3500V2	1009	Aug.29,2019	Aug.28,2020
		D3700V2	1057	Nov.04,2019	Nov.03,2020
		D5GHzV2	1023	Jan.28,2020	Jan.27,2021
SPEAG	Data acquisition Electronics	DAE4	877	Mar.17,2020	Mar.16,2021
			558	Oct.11,2019	Oct.10,2020
SPEAG	Software	DASY 52 V52.10.4	N/A	Calibration not required	Calibration not required
SPEAG	Phantom	SAM	N/A	Calibration not required	Calibration not required
Network Analyzer	Agilent	E5071C	MY46100433	Dec.13,2019	Dec.12,2020
Agilent	Dielectric Probe Kit	85070E	MY44300677	Calibration not required	Calibration not required
Agilent	Dual-directional coupler	772D	MY52180142	Aug.30,2019	Aug.29,2020
		778D	MY52180302	Aug.30,2019	Aug.29,2020

Unless otherwise stated the results shown in this test report refer only to the sample(s) tested and such sample(s) are retained for 90 days only.
除非另有說明，此報告結果僅對測試之樣品負責，同時此樣品僅保留90天。本報告未經本公司書面許可，不可部份複製。
This document is issued by the Company subject to its General Conditions of Service printed overleaf, available on request or accessible at http://www.sgs.com.tw/Terms-and-Conditions and for electronic format documents, subject to Terms and Conditions for Electronic Documents at http://www.sgs.com.tw/Terms-and-Conditions. Attention is drawn to the limitation of liability, indemnification and jurisdiction issues defined therein. Any holder of this document is advised that information contained hereon reflects the Company's findings at the time of its intervention only and within the limits of Client's instructions, if any. The Company's sole responsibility is to its Client and this document does not exonerate parties to a transaction from exercising all their rights and obligations under the transaction documents. This document cannot be reproduced except in full, without prior written approval of the Company. Any unauthorized alteration, forgery or falsification of the content or appearance of this document is unlawful and offenders may be prosecuted to the fullest extent of the law.

Manufacturer	Device	Type	Serial number	Date of last calibration	Date of next calibration
Agilent	MXG Analog Signal Generator	N5181A	MY50144142	Dec.12,2019	Dec.11,2020
Agilent	Power Meter	ML2496A	1337004	Sep.19,2019	Sep.18,2020
Agilent	Power Sensor	MA2411B	1306052	Sep.19,2019	Sep.18,2020
TECPEL	Digital thermometer	DTM-303A	TP190085	Dec.16,2019	Dec.15,2020
Anritsu	Radio Communication Test	MT8820C	6201061014	Dec.08,2019	Dec.07,2020
R&S	Radio Communication Test	CMW 500	125470	Dec.11,2019	Dec.10,2020

Unless otherwise stated the results shown in this test report refer only to the sample(s) tested and such sample(s) are retained for 90 days only.
除非另有說明，此報告結果僅對測試之樣品負責，同時此樣品僅保留90天。本報告未經本公司書面許可，不可部份複製。
This document is issued by the Company subject to its General Conditions of Service printed overleaf, available on request or accessible at http://www.sgs.com.tw/Terms-and-Conditions and for electronic format documents, subject to Terms and Conditions for Electronic Documents at http://www.sgs.com.tw/Terms-and-Conditions. Attention is drawn to the limitation of liability, indemnification and jurisdiction issues defined therein. Any holder of this document is advised that information contained hereon reflects the Company's findings at the time of its intervention only and within the limits of Client's instructions, if any. The Company's sole responsibility is to its Client and this document does not exonerate parties to a transaction from exercising all their rights and obligations under the transaction documents. This document cannot be reproduced except in full, without prior written approval of the Company. Any unauthorized alteration, forgery or falsification of the content or appearance of this document is unlawful and offenders may be prosecuted to the fullest extent of the law.
SGS Taiwan Ltd. 台灣檢驗科技股份有限公司
No.134,Wu Kung Road, New Taipei Industrial Park, Wuku District, New Taipei City, Taiwan/新北市五股區新北產業園區五工路 134 號
t (886-2) 2299-3279 f (886-2) 2298-0488 www.sgs.com.tw
Member of SGS Group

5. Uncertainty Budget

Measurement Uncertainty evaluation template for DUT SAR test (0.3-3G)

A	c	D	e		f	g	h=c * f / e	i=c * g / e	k
Source of Uncertainty	Tolerance/ Uncertainty	Probability Distributio	Div	Div Value	ci (1g)	ci (10g)	Standard uncertainty	Standard uncertainty	vi, or Veff
Measurement system									
Probe calibration	6.00%	N	1	1	1	1	6.00%	6.00%	∞
Isotropy , Axial	3.50%	R	√3	1.732	1	1	2.02%	2.02%	∞
Isotropy, Hemispherical	9.60%	R	√3	1.732	1	1	5.54%	5.54%	∞
Modulation Response	2.40%	R	√3	1.732	1	1	1.40%	1.40%	∞
Boundary Effect	1.00%	R	√3	1.732	1	1	0.58%	0.58%	∞
Linearity	4.70%	R	√3	1.732	1	1	2.71%	2.71%	∞
Detection Limits	1.00%	R	√3	1.732	1	1	0.58%	0.58%	∞
Readout Electronics	0.30%	N	1	1	1	1	0.30%	0.30%	∞
Response time	0.80%	R	√3	1.732	1	1	0.46%	0.46%	∞
Integration Time	2.60%	R	√3	1.732	1	1	1.50%	1.50%	∞
Measurement drift (class A evaluation)	1.75%	R	√3	1.732	1	1	1.01%	1.01%	∞
RF ambient condition - noise	3.00%	R	√3	1.732	1	1	1.73%	1.73%	∞
RF ambient conditions - reflections	3.00%	R	√3	1.732	1	1	1.73%	1.73%	∞
Probe positioner Mechanical restrictions	0.40%	R	√3	1.732	1	1	0.23%	0.23%	∞
Probe Positioning with respect to phantom shell	2.90%	R	√3	1.732	1	1	1.67%	1.67%	∞
Post-processing	1.00%	R	√3	1.732	1	1	0.58%	0.58%	∞
Max SAR Eval	1.00%	R	√3	1.732	1	1	0.58%	0.58%	∞
Test Sample related									
Test sample positioning	2.90%	N	1	1	1	1	2.90%	2.90%	M-1
Device Holder Uncertainty	3.60%	N	1	1	1	1	3.60%	3.60%	M-1
Drift of output power	5.00%	R	√3	1.732	1	1	2.89%	2.89%	∞
Phantom and Setup									
Phantom Uncertainty	4.00%	R	√3	1.732	1	1	2.31%	2.31%	∞
Liquid permittivity (mea.)	3.17%	N	1	1	0.64	0.43	2.03%	1.36%	M
Liquid Conductivity (mea.)	4.55%	N	1	1	0.6	0.49	2.73%	2.23%	M
Combined standard uncertainty		RSS					11.91%	11.70%	
Expant uncertainty (95% confidence interval), K=2							23.83%	23.41%	

Unless otherwise stated the results shown in this test report refer only to the sample(s) tested and such sample(s) are retained for 90 days only.
除非另有說明，此報告結果僅對測試之樣品負責，同時此樣品僅保留90天。本報告未經本公司書面許可，不可部份複製。
This document is issued by the Company subject to its General Conditions of Service printed overleaf, available on request or accessible at http://www.sgs.com.tw/Terms-and-Conditions and for electronic format documents, subject to Terms and Conditions for Electronic Documents at http://www.sgs.com.tw/Terms-and-Conditions. Attention is drawn to the limitation of liability, indemnification and jurisdiction issues defined therein. Any holder of this document is advised that information contained hereon reflects the Company's findings at the time of its intervention only and within the limits of Client's instructions, if any. The Company's sole responsibility is to its Client and this document does not exonerate parties to a transaction from exercising all their rights and obligations under the transaction documents. This document cannot be reproduced except in full, without prior written approval of the Company. Any unauthorized alteration, forgery or falsification of the content or appearance of this document is unlawful and offenders may be prosecuted to the fullest extent of the law.

Measurement Uncertainty evaluation template for DUT SAR test (3-6G)

A	c	D	e		f	g	h=c * f / e	i=c * g / e	k
Source of Uncertainty	Tolerance/ Uncertainty	Probability Distributio	Div	Div Value	ci (1g)	ci (10g)	Standard uncertainty	Standard uncertainty	vi, or Veff
Measurement system									
Probe calibration	6.55%	N	1	1	1	1	6.55%	6.55%	∞
Isotropy , Axial	3.50%	R	√3	1.732	1	1	2.02%	2.02%	∞
Isotropy, Hemispherical	9.60%	R	√3	1.732	1	1	5.54%	5.54%	∞
Modulation Response	2.40%	R	√3	1.732	1	1	1.40%	1.40%	∞
Boundary Effect	1.00%	R	√3	1.732	1	1	0.58%	0.58%	∞
Linearity	4.70%	R	√3	1.732	1	1	2.71%	2.71%	∞
Detection Limits	1.00%	R	√3	1.732	1	1	0.58%	0.58%	∞
Readout Electronics	0.30%	N	1	1	1	1	0.30%	0.30%	∞
Response time	0.80%	R	√3	1.732	1	1	0.46%	0.46%	∞
Integration Time	2.60%	R	√3	1.732	1	1	1.50%	1.50%	∞
Measurement drift (class A evaluation)	1.75%	R	√3	1.732	1	1	1.01%	1.01%	∞
RF ambient condition - noise	3.00%	R	√3	1.732	1	1	1.73%	1.73%	∞
RF ambient conditions - reflections	3.00%	R	√3	1.732	1	1	1.73%	1.73%	∞
Probe positioner Mechanical restrictions	0.40%	R	√3	1.732	1	1	0.23%	0.23%	∞
Probe Positioning with respect to phantom shell	2.90%	R	√3	1.732	1	1	1.67%	1.67%	∞
Post-processing	1.00%	R	√3	1.732	1	1	0.58%	0.58%	∞
Max SAR Eval	1.00%	R	√3	1.732	1	1	0.58%	0.58%	∞
Test Sample related									
Test sample positioning	2.90%	N	1	1	1	1	2.90%	2.90%	M-1
Device Holder Uncertainty	3.60%	N	1	1	1	1	3.60%	3.60%	M-1
Drift of output power	5.00%	R	√3	1.732	1	1	2.89%	2.89%	∞
Phantom and Setup									
Phantom Uncertainty	4.00%	R	√3	1.732	1	1	2.31%	2.31%	∞
Liquid permittivity (mea.)	2.81%	N	1	1	0.64	0.43	1.80%	1.21%	M
Liquid Conductivity (mea.)	2.94%	N	1	1	0.6	0.49	1.76%	1.44%	M
Combined standard uncertainty		RSS					11.98%	11.86%	
Expant uncertainty (95% confidence interval), K=2							23.97%	23.71%	

Unless otherwise stated the results shown in this test report refer only to the sample(s) tested and such sample(s) are retained for 90 days only.
除非另有說明，此報告結果僅對測試之樣品負責，同時此樣品僅保留90天。本報告未經本公司書面許可，不可部份複製。
This document is issued by the Company subject to its General Conditions of Service printed overleaf, available on request or accessible at http://www.sgs.com.tw/Terms-and-Conditions and for electronic format documents, subject to Terms and Conditions for Electronic Documents at http://www.sgs.com.tw/Terms-and-Conditions. Attention is drawn to the limitation of liability, indemnification and jurisdiction issues defined therein. Any holder of this document is advised that information contained hereon reflects the Company's findings at the time of its intervention only and within the limits of Client's instructions, if any. The Company's sole responsibility is to its Client and this document does not exonerate parties to a transaction from exercising all their rights and obligations under the transaction documents. This document cannot be reproduced except in full, without prior written approval of the Company. Any unauthorized alteration, forgery or falsification of the content or appearance of this document is unlawful and offenders may be prosecuted to the fullest extent of the law.

Appendixes

Refer to separated files for the following appendixes.

ES202030005 SAR_Appendix A Photographs

ES202030005 SAR_Appendix B DAE & Probe Cal. Certificate

ES202030005 SAR_Appendix C Phantom Description & Dipole Cal. Certificate

ES202030005 SAR_Appendix D Detailed Test Results

- End of report -

Unless otherwise stated the results shown in this test report refer only to the sample(s) tested and such sample(s) are retained for 90 days only.
除非另有說明，此報告結果僅對測試之樣品負責，同時此樣品僅保留90天。本報告未經本公司書面許可，不可部份複製。
This document is issued by the Company subject to its General Conditions of Service printed overleaf, available on request or accessible at http://www.sgs.com.tw/Terms-and-Conditions and for electronic format documents, subject to Terms and Conditions for Electronic Documents at http://www.sgs.com.tw/Terms-and-Conditions. Attention is drawn to the limitation of liability, indemnification and jurisdiction issues defined therein. Any holder of this document is advised that information contained hereon reflects the Company's findings at the time of its intervention only and within the limits of Client's instructions, if any. The Company's sole responsibility is to its Client and this document does not exonerate parties to a transaction from exercising all their rights and obligations under the transaction documents. This document cannot be reproduced except in full, without prior written approval of the Company. Any unauthorized alteration, forgery or falsification of the content or appearance of this document is unlawful and offenders may be prosecuted to the fullest extent of the law.