Appendix C - Highest Measurement Plots

Test Laboratory: A Test Lab Techno Corp.
Date: 2022/6/16

02_WCDMA Band II_RMC12.2Kbps_Ch9538_Bottom of laptop_0 mm

DUT: B3402FEA

Communication System: UID 0, WCDMA Band II (0); Frequency: 1907.6 MHz;Duty Cycle: 1:1
Medium parameters used: f = 1908 MHz; σ = 1.399 S/m; ε_r = 39.862; ρ = 1000 kg/m^3
Phantom section: Flat Section
Measurement Standard: DASY5 (IEEE/IEC/ANSI C63.19-2007)

DASY5.2 Configuration:

- Area Scan setting - Find Secondary Maximum Within:2.0dB and with a peak SAR value greater than 0.5 W/Kg
- Probe: EX3DV4 - SN3977; ConvF(8.08, 8.08, 8.08) @ 1907.6 MHz; Calibrated: 2021/7/26
- Sensor-Surface: 1.4mm (Mechanical Surface Detection)
- Electronics: DAE4 Sn779; Calibrated: 2021/7/30
- Phantom: ELI; Type: QD OVA 001 BB; Serial: 1036
- Measurement SW: DASY52, Version 52.10 (4); SEMCAD X Version 14.6.14 (7501)

Area Scan (71x61x1): Interpolated grid: dx=1.500 mm, dy=1.500 mm
Maximum value of SAR (interpolated) = 1.51 W/kg

Zoom Scan (5x5x7)/Cube 0: Measurement grid: dx=8mm, dy=8mm, dz=5mm
Reference Value = 32.39 V/m; Power Drift = -0.12 dB
Peak SAR (extrapolated) = 1.76 W/kg
SAR(1 g) = 0.918 W/kg; SAR(10 g) = 0.509 W/kg
Smallest distance from peaks to all points 3 dB below = 12.2 mm
Ratio of SAR at M2 to SAR at M1 = 48.3%
Maximum value of SAR (measured) = 1.37 W/kg

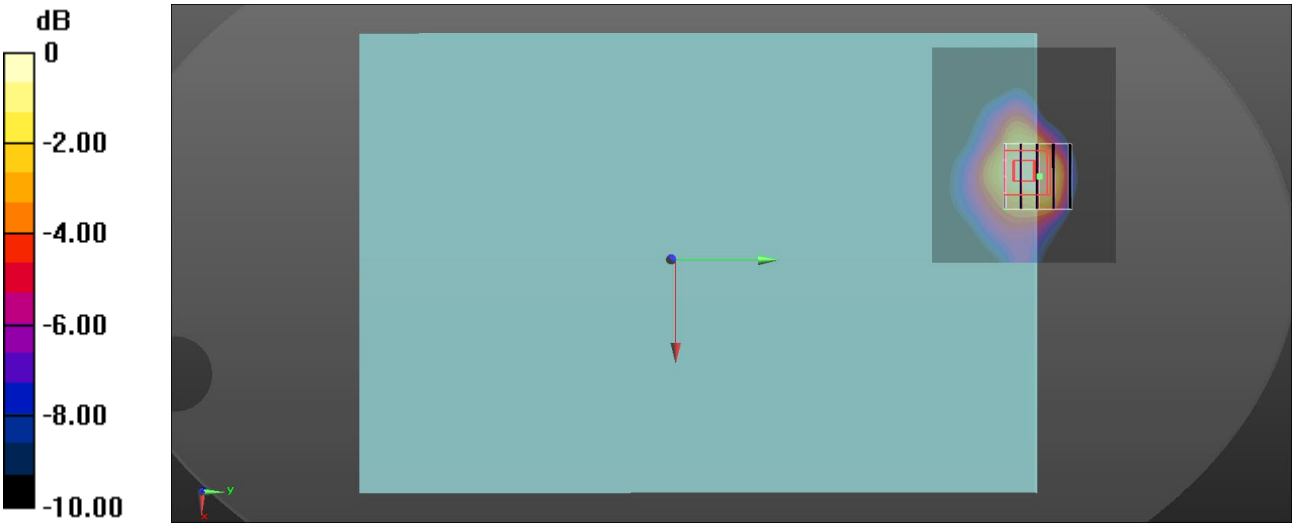

0 dB = 1.37 W/kg = 1.37 dBW/kg

Test Laboratory: A Test Lab Techno Corp.
Date: 2022/6/15

14_WCDMA Band IV_RMC12.2Kbps_Ch1312_Bottom of laptop_0 mm

DUT: B3402FEA

Communication System: UID 0, WCDMA Band IV (0); Frequency: 1712.4 MHz;Duty Cycle: 1:1
Medium parameters used (interpolated): f = 1712.4 MHz; σ = 1.324 S/m; ε_r = 39.395; ρ = 1000 kg/m^3
Phantom section: Flat Section
Measurement Standard: DASY5 (IEEE/IEC/ANSI C63.19-2007)

DASY5.2 Configuration:

- Area Scan setting - Find Secondary Maximum Within:2.0dB and with a peak SAR value greater than 0.5 W/Kg
- Probe: EX3DV4 - SN3977; ConvF(8.42, 8.42, 8.42) @ 1712.4 MHz; Calibrated: 2021/7/26
- Sensor-Surface: 1.4mm (Mechanical Surface Detection)
- Electronics: DAE4 Sn779; Calibrated: 2021/7/30
- Phantom: ELI; Type: QD OVA 001 BB; Serial: 1036
- Measurement SW: DASY52, Version 52.10 (4); SEMCAD X Version 14.6.14 (7501)

Area Scan (71x61x1): Interpolated grid: dx=1.500 mm, dy=1.500 mm
Maximum value of SAR (interpolated) = 1.46 W/kg

Zoom Scan (5x5x7)/Cube 0: Measurement grid: dx=8mm, dy=8mm, dz=5mm
Reference Value = 28.34 V/m; Power Drift = -0.08 dB
Peak SAR (extrapolated) = 1.57 W/kg
SAR(1 g) = 0.830 W/kg; SAR(10 g) = 0.452 W/kg
Smallest distance from peaks to all points 3 dB below = 10.2 mm
Ratio of SAR at M2 to SAR at M1 = 53%
Maximum value of SAR (measured) = 1.28 W/kg

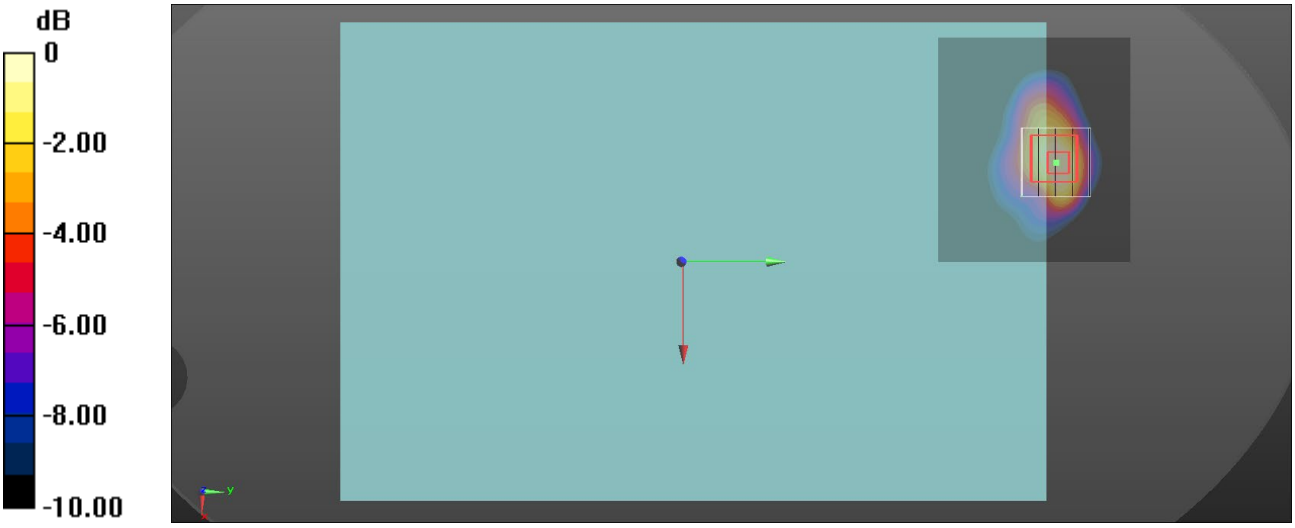

0 dB = 1.28 W/kg = 1.07 dBW/kg

Test Laboratory: A Test Lab Techno Corp.
Date: 2022/6/14

26_WCDMA Band V_RMC12.2Kbps_Ch4182_Bottom of laptop_0 mm

DUT: B3402FEA

Communication System: UID 0, WCDMA Band V (0); Frequency: 836.4 MHz;Duty Cycle: 1:1
Medium parameters used (interpolated): f = 836.4 MHz; σ = 0.917 S/m; ε_r = 42.152; ρ = 1000 kg/m^3
Phantom section: Flat Section
Measurement Standard: DASY5 (IEEE/IEC/ANSI C63.19-2007)

DASY5.2 Configuration:

- Area Scan setting - Find Secondary Maximum Within:2.0dB and with a peak SAR value greater than 0.5 W/Kg
- Probe: EX3DV4 - SN3977; ConvF(9.67, 9.67, 9.67) @ 836.4 MHz; Calibrated: 2021/7/26
- Sensor-Surface: 1.4mm (Mechanical Surface Detection)
- Electronics: DAE4 Sn779; Calibrated: 2021/7/30
- Phantom: ELI; Type: QD OVA 001 BB; Serial: 1036
- Measurement SW: DASY52, Version 52.10 (4); SEMCAD X Version 14.6.14 (7501)

Area Scan (71x61x1): Interpolated grid: dx=1.500 mm, dy=1.500 mm
Maximum value of SAR (interpolated) = 1.04 W/kg

Zoom Scan (5x5x7)/Cube 0: Measurement grid: dx=8mm, dy=8mm, dz=5mm
Reference Value = 33.20 V/m; Power Drift = -0.05 dB
Peak SAR (extrapolated) = 1.34 W/kg
SAR(1 g) = 0.708 W/kg; SAR(10 g) = 0.400 W/kg
Smallest distance from peaks to all points 3 dB below = 11.5 mm
Ratio of SAR at M2 to SAR at M1 = 52.4%
Maximum value of SAR (measured) = 1.08 W/kg

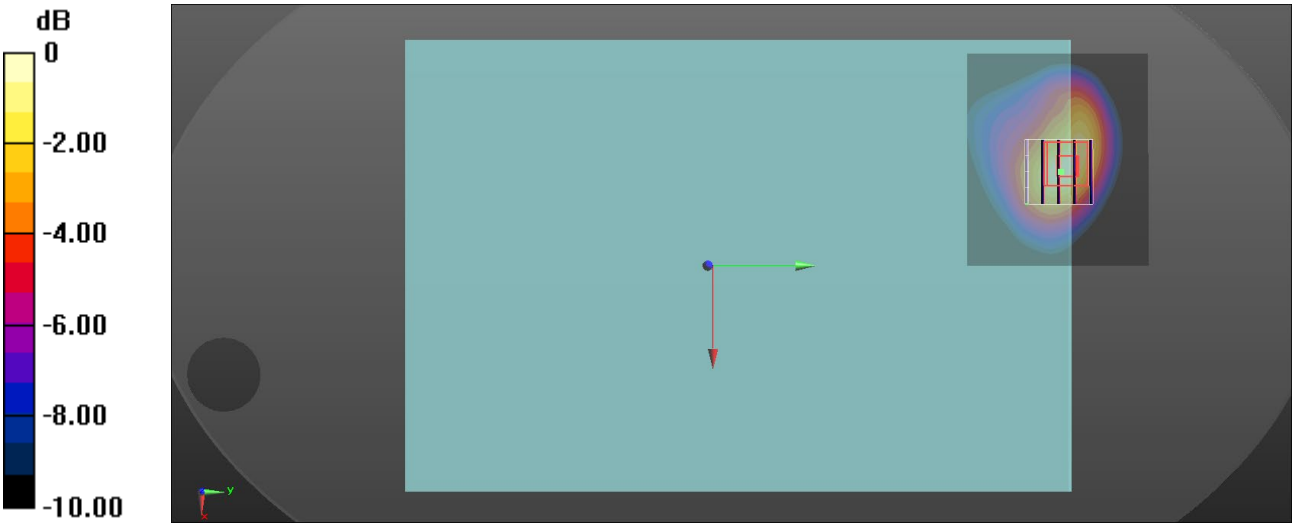

0 dB = 1.08 W/kg = 0.33 dBW/kg

Test Laboratory: A Test Lab Techno Corp.
Date: 2022/6/16

36_LTE Band 2_QPSK_Ch19100_20M_1 RB_0 offset_Bottom of laptop_0 mm

DUT: B3402FEA

Communication System: UID 0, Generic LTE (0); Frequency: 1900 MHz;Duty Cycle: 1:1
Medium parameters used: f = 1900 MHz; σ = 1.391 S/m; ε_r = 39.884; ρ = 1000 kg/m^3
Phantom section: Flat Section
Measurement Standard: DASY5 (IEEE/IEC/ANSI C63.19-2007)

DASY5.2 Configuration:

- Area Scan setting - Find Secondary Maximum Within:2.0dB and with a peak SAR value greater than 0.5 W/Kg
- Probe: EX3DV4 - SN3977; ConvF(8.08, 8.08, 8.08) @ 1900 MHz; Calibrated: 2021/7/26
- Sensor-Surface: 1.4mm (Mechanical Surface Detection)
- Electronics: DAE4 Sn779; Calibrated: 2021/7/30
- Phantom: ELI; Type: QD OVA 001 BB; Serial: 1036
- Measurement SW: DASY52, Version 52.10 (4); SEMCAD X Version 14.6.14 (7501)

Area Scan (71x61x1): Interpolated grid: dx=1.500 mm, dy=1.500 mm
Maximum value of SAR (interpolated) = 1.82 W/kg

Zoom Scan (5x5x7)/Cube 0: Measurement grid: dx=8mm, dy=8mm, dz=5mm
Reference Value = 33.40 V/m; Power Drift = -0.08 dB
Peak SAR (extrapolated) = 2.15 W/kg
SAR(1 g) = 1.11 W/kg; SAR(10 g) = 0.619 W/kg
Smallest distance from peaks to all points 3 dB below = 12.2 mm
Ratio of SAR at M2 to SAR at M1 = 48.6%
Maximum value of SAR (measured) = 1.68 W/kg

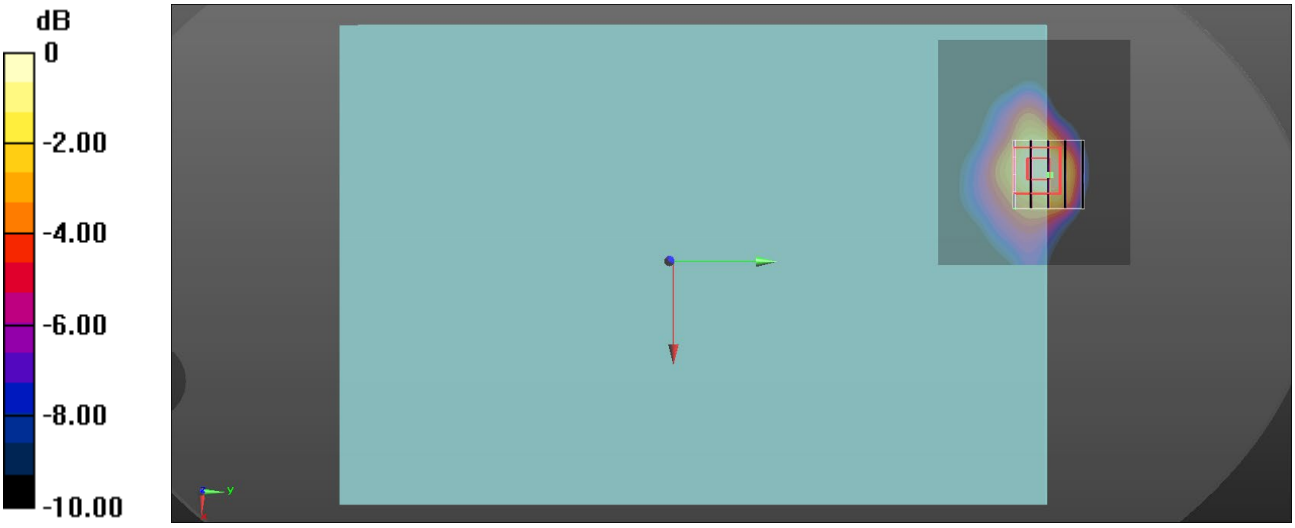

0 dB = 1.68 W/kg = 2.25 dBW/kg

Test Laboratory: A Test Lab Techno Corp.
Date: 2022/6/14

59_LTE Band 5_QPSK_Ch20525_10M_1 RB_0 offset_Bottom of laptop_0 mm

DUT: B3402FEA

Communication System: UID 0, Generic LTE (0); Frequency: 836.5 MHz;Duty Cycle: 1:1
Medium parameters used (interpolated): f = 836.5 MHz; σ = 0.917 S/m; ε_r = 42.151; ρ = 1000 kg/m^3
Phantom section: Flat Section
Measurement Standard: DASY5 (IEEE/IEC/ANSI C63.19-2007)

DASY5.2 Configuration:

- Area Scan setting - Find Secondary Maximum Within:2.0dB and with a peak SAR value greater than 0.5 W/Kg
- Probe: EX3DV4 - SN3977; ConvF(9.67, 9.67, 9.67) @ 836.5 MHz; Calibrated: 2021/7/26
- Sensor-Surface: 1.4mm (Mechanical Surface Detection)
- Electronics: DAE4 Sn779; Calibrated: 2021/7/30
- Phantom: ELI; Type: QD OVA 001 BB; Serial: 1036
- Measurement SW: DASY52, Version 52.10 (4); SEMCAD X Version 14.6.14 (7501)

Area Scan (71x61x1): Interpolated grid: dx=1.500 mm, dy=1.500 mm
Maximum value of SAR (interpolated) = 1.06 W/kg

Zoom Scan (5x5x7)/Cube 0: Measurement grid: dx=8mm, dy=8mm, dz=5mm
Reference Value = 34.66 V/m; Power Drift = 0.06 dB
Peak SAR (extrapolated) = 1.33 W/kg
SAR(1 g) = 0.716 W/kg; SAR(10 g) = 0.408 W/kg
Smallest distance from peaks to all points 3 dB below = 12.2 mm
Ratio of SAR at M2 to SAR at M1 = 53.4%
Maximum value of SAR (measured) = 1.06 W/kg

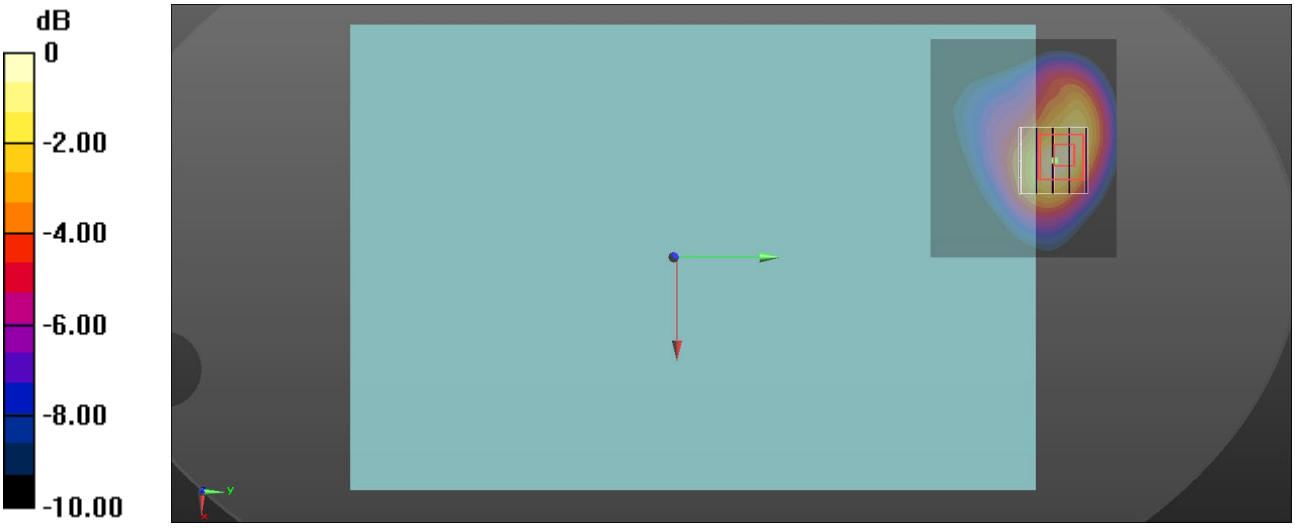

0 dB = 1.06 W/kg = 0.25 dBW/kg

Test Laboratory: A Test Lab Techno Corp.
Date: 2022/6/17

77_LTE Band 7_QPSK_Ch21350_20M_1 RB_0 offset_Bottom Face_0 mm

DUT: B3402FEA

Communication System: UID 0, Generic LTE (0); Frequency: 2560 MHz;Duty Cycle: 1:1
Medium parameters used: f = 2560 MHz; σ = 1.914 S/m; ε_r = 39.019; ρ = 1000 kg/m^3
Phantom section: Flat Section
Measurement Standard: DASY5 (IEEE/IEC/ANSI C63.19-2007)

DASY5.2 Configuration:

- Area Scan setting - Find Secondary Maximum Within:2.0dB and with a peak SAR value greater than 0.5 W/Kg
- Probe: EX3DV4 - SN3977; ConvF(7.15, 7.15, 7.15) @ 2560 MHz; Calibrated: 2021/7/26
- Sensor-Surface: 1.4mm (Mechanical Surface Detection)
- Electronics: DAE4 Sn779; Calibrated: 2021/7/30
- Phantom: ELI; Type: QD OVA 001 BB; Serial: 1036
- Measurement SW: DASY52, Version 52.10 (4); SEMCAD X Version 14.6.14 (7501)

Area Scan (81x71x1): Interpolated grid: dx=1.200 mm, dy=1.200 mm
Maximum value of SAR (interpolated) = 1.53 W/kg

Zoom Scan (7x7x7)/Cube 0: Measurement grid: dx=5mm, dy=5mm, dz=5mm
Reference Value = 30.50 V/m; Power Drift = -0.18 dB
Peak SAR (extrapolated) = 2.09 W/kg
SAR(1 g) = 0.887 W/kg; SAR(10 g) = 0.391 W/kg
Smallest distance from peaks to all points 3 dB below = 8.1 mm
Ratio of SAR at M2 to SAR at M1 = 47.3%
Maximum value of SAR (measured) = 1.61 W/kg

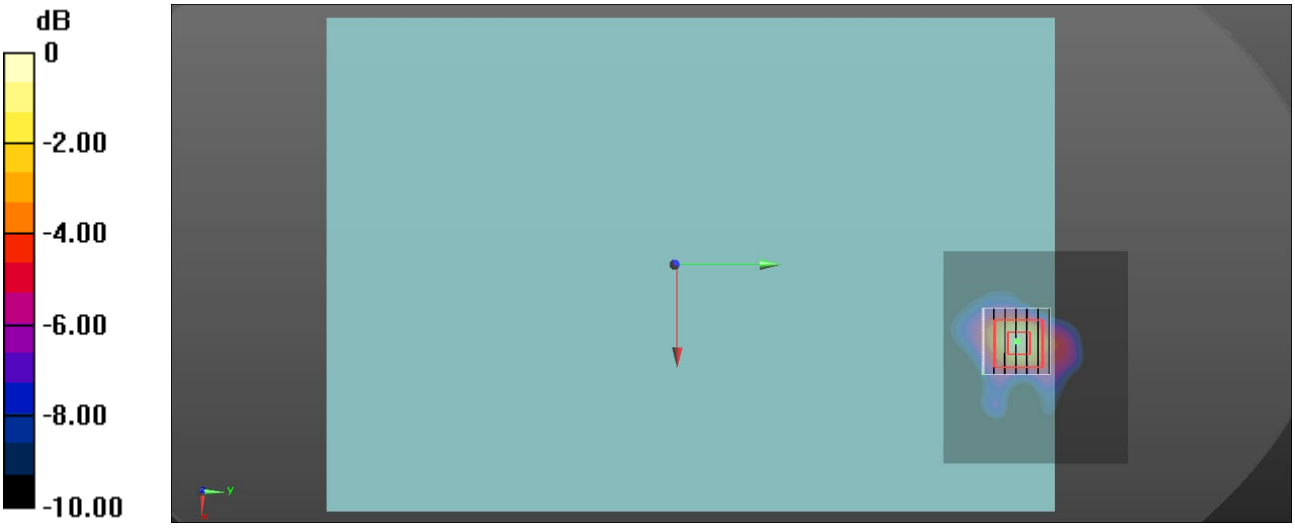

0 dB = 1.61 W/kg = 2.07 dBW/kg

Test Laboratory: A Test Lab Techno Corp.
Date: 2022/6/13

80_LTE Band 12_QPSK_Ch23095_10M_1 RB_0 offset_Bottom of laptop_0 mm

DUT: B3402FEA

Communication System: UID 0, Generic LTE (0); Frequency: 707.5 MHz;Duty Cycle: 1:1
Medium parameters used (interpolated): f = 707.5 MHz; σ = 0.867 S/m; ε_r = 42.881; ρ = 1000 kg/m^3
Phantom section: Flat Section
Measurement Standard: DASY5 (IEEE/IEC/ANSI C63.19-2007)

DASY5.2 Configuration:

- Area Scan setting - Find Secondary Maximum Within:2.0dB and with a peak SAR value greater than 0.5 W/Kg
- Probe: EX3DV4 - SN3977; ConvF(9.93, 9.93, 9.93) @ 707.5 MHz; Calibrated: 2021/7/26
- Sensor-Surface: 1.4mm (Mechanical Surface Detection)
- Electronics: DAE4 Sn779; Calibrated: 2021/7/30
- Phantom: ELI; Type: QD OVA 001 BB; Serial: 1036
- Measurement SW: DASY52, Version 52.10 (4); SEMCAD X Version 14.6.14 (7501)

Area Scan (71x61x1): Interpolated grid: dx=1.500 mm, dy=1.500 mm
Maximum value of SAR (interpolated) = 1.48 W/kg

Zoom Scan (5x5x7)/Cube 0: Measurement grid: dx=8mm, dy=8mm, dz=5mm
Reference Value = 38.21 V/m; Power Drift = 0.01 dB
Peak SAR (extrapolated) = 1.83 W/kg
SAR(1 g) = 0.979 W/kg; SAR(10 g) = 0.572 W/kg
Smallest distance from peaks to all points 3 dB below = 13.7 mm
Ratio of SAR at M2 to SAR at M1 = 53.4%
Maximum value of SAR (measured) = 1.50 W/kg

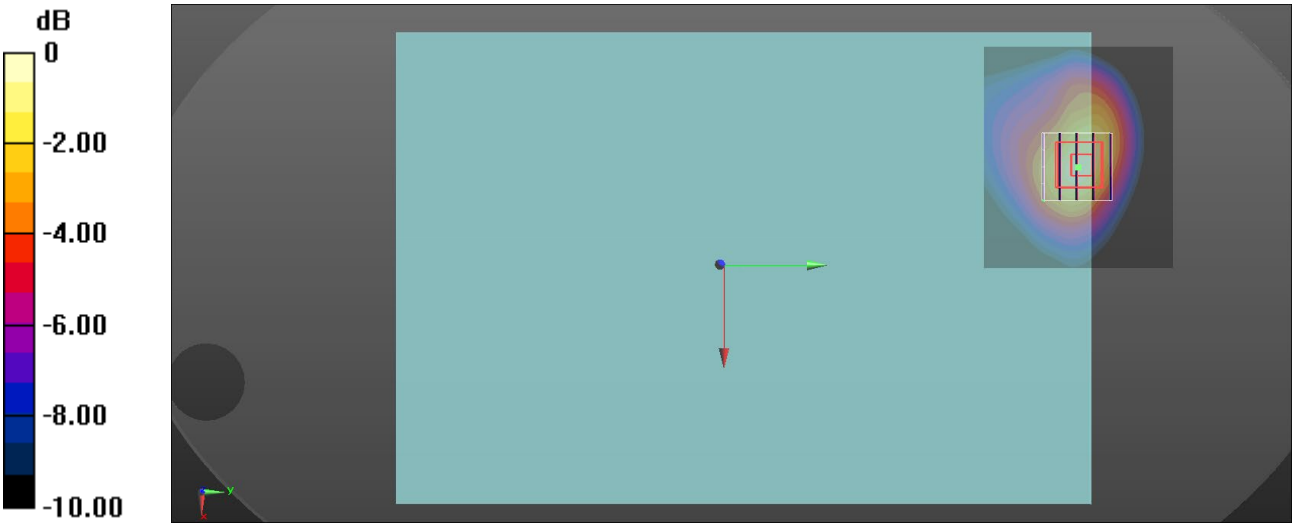

0 dB = 1.50 W/kg = 1.76 dBW/kg

Test Laboratory: A Test Lab Techno Corp.
Date: 2022/6/13

100_LTE Band 13_QPSK_Ch23230_10M_1 RB_0 offset_Bottom of laptop_0 mm

DUT: B3402FEA

Communication System: UID 0, Generic LTE (0); Frequency: 782 MHz;Duty Cycle: 1:1
Medium parameters used: f = 782 MHz; σ = 0.919 S/m; ε_r = 41.837; ρ = 1000 kg/m^3
Phantom section: Flat Section
Measurement Standard: DASY5 (IEEE/IEC/ANSI C63.19-2007)

DASY5.2 Configuration:

- Area Scan setting - Find Secondary Maximum Within:2.0dB and with a peak SAR value greater than 0.5 W/Kg
- Probe: EX3DV4 - SN3977; ConvF(9.93, 9.93, 9.93) @ 782 MHz; Calibrated: 2021/7/26
- Sensor-Surface: 1.4mm (Mechanical Surface Detection)
- Electronics: DAE4 Sn779; Calibrated: 2021/7/30
- Phantom: ELI; Type: QD OVA 001 BB; Serial: 1036
- Measurement SW: DASY52, Version 52.10 (4); SEMCAD X Version 14.6.14 (7501)

Area Scan (71x61x1): Interpolated grid: dx=1.500 mm, dy=1.500 mm
Maximum value of SAR (interpolated) = 1.46 W/kg

Zoom Scan (5x5x7)/Cube 0: Measurement grid: dx=8mm, dy=8mm, dz=5mm
Reference Value = 37.09 V/m; Power Drift = -0.01 dB
Peak SAR (extrapolated) = 1.72 W/kg
SAR(1 g) = 0.910 W/kg; SAR(10 g) = 0.520 W/kg
Smallest distance from peaks to all points 3 dB below = 12.5 mm
Ratio of SAR at M2 to SAR at M1 = 52.8%
Maximum value of SAR (measured) = 1.40 W/kg

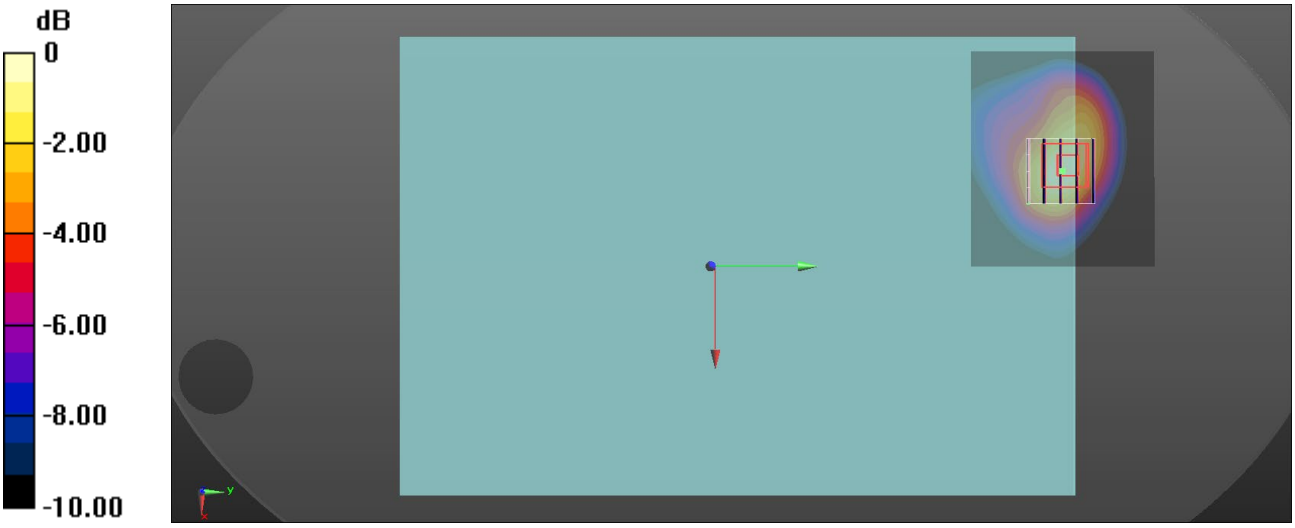

0 dB = 1.40 W/kg = 1.46 dBW/kg

Test Laboratory: A Test Lab Techno Corp.
Date: 2022/6/13

116_LTE Band 17_QPSK_Ch23790_10M_1 RB_0 offset_Bottom of laptop_0 mm

DUT: B3402FEA

Communication System: UID 0, Generic LTE (0); Frequency: 710 MHz;Duty Cycle: 1:1
Medium parameters used: f = 710 MHz; σ = 0.869 S/m; ε_r = 42.845; ρ = 1000 kg/m^3
Phantom section: Flat Section
Measurement Standard: DASY5 (IEEE/IEC/ANSI C63.19-2007)

DASY5.2 Configuration:

- Area Scan setting - Find Secondary Maximum Within:2.0dB and with a peak SAR value greater than 0.5 W/Kg
- Probe: EX3DV4 - SN3977; ConvF(9.93, 9.93, 9.93) @ 710 MHz; Calibrated: 2021/7/26
- Sensor-Surface: 1.4mm (Mechanical Surface Detection)
- Electronics: DAE4 Sn779; Calibrated: 2021/7/30
- Phantom: ELI; Type: QD OVA 001 BB; Serial: 1036
- Measurement SW: DASY52, Version 52.10 (4); SEMCAD X Version 14.6.14 (7501)

Area Scan (71x61x1): Interpolated grid: dx=1.500 mm, dy=1.500 mm
Maximum value of SAR (interpolated) = 1.39 W/kg

Zoom Scan (5x5x7)/Cube 0: Measurement grid: dx=8mm, dy=8mm, dz=5mm
Reference Value = 37.12 V/m; Power Drift = -0.08 dB
Peak SAR (extrapolated) = 1.65 W/kg
SAR(1 g) = 0.894 W/kg; SAR(10 g) = 0.526 W/kg
Smallest distance from peaks to all points 3 dB below = 12.9 mm
Ratio of SAR at M2 to SAR at M1 = 54.8%
Maximum value of SAR (measured) = 1.33 W/kg

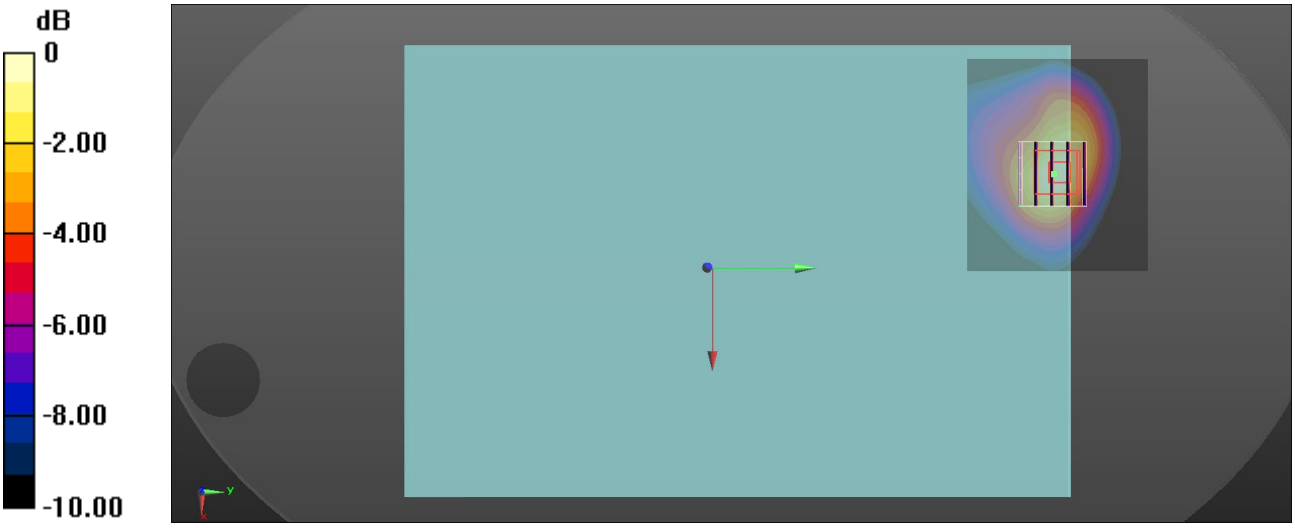

0 dB = 1.33 W/kg = 1.24 dBW/kg

Test Laboratory: A Test Lab Techno Corp.
Date: 2022/6/15

119_LTE Band 26_QPSK_Ch26965_15M_1 RB_37 offset_Bottom of laptop_0 mm

DUT: B3402FEA

Communication System: UID 0, Generic LTE (0); Frequency: 841.5 MHz;Duty Cycle: 1:1
Medium parameters used (interpolated): f = 841.5 MHz; σ = 0.921 S/m; ε_r = 42.076; ρ = 1000 kg/m^3
Phantom section: Flat Section
Measurement Standard: DASY5 (IEEE/IEC/ANSI C63.19-2007)

DASY5.2 Configuration:

- Area Scan setting - Find Secondary Maximum Within:2.0dB and with a peak SAR value greater than 0.5 W/Kg
- Probe: EX3DV4 - SN3977; ConvF(9.67, 9.67, 9.67) @ 841.5 MHz; Calibrated: 2021/7/26
- Sensor-Surface: 1.4mm (Mechanical Surface Detection)
- Electronics: DAE4 Sn779; Calibrated: 2021/7/30
- Phantom: ELI; Type: QD OVA 001 BB; Serial: 1036
- Measurement SW: DASY52, Version 52.10 (4); SEMCAD X Version 14.6.14 (7501)

Area Scan (71x61x1): Interpolated grid: dx=1.500 mm, dy=1.500 mm
Maximum value of SAR (interpolated) = 1.09 W/kg

Zoom Scan (5x5x7)/Cube 0: Measurement grid: dx=8mm, dy=8mm, dz=5mm
Reference Value = 30.83 V/m; Power Drift = 0.03 dB
Peak SAR (extrapolated) = 1.44 W/kg
SAR(1 g) = 0.769 W/kg; SAR(10 g) = 0.436 W/kg
Smallest distance from peaks to all points 3 dB below = 11.5 mm
Ratio of SAR at M2 to SAR at M1 = 52.5%
Maximum value of SAR (measured) = 1.16 W/kg

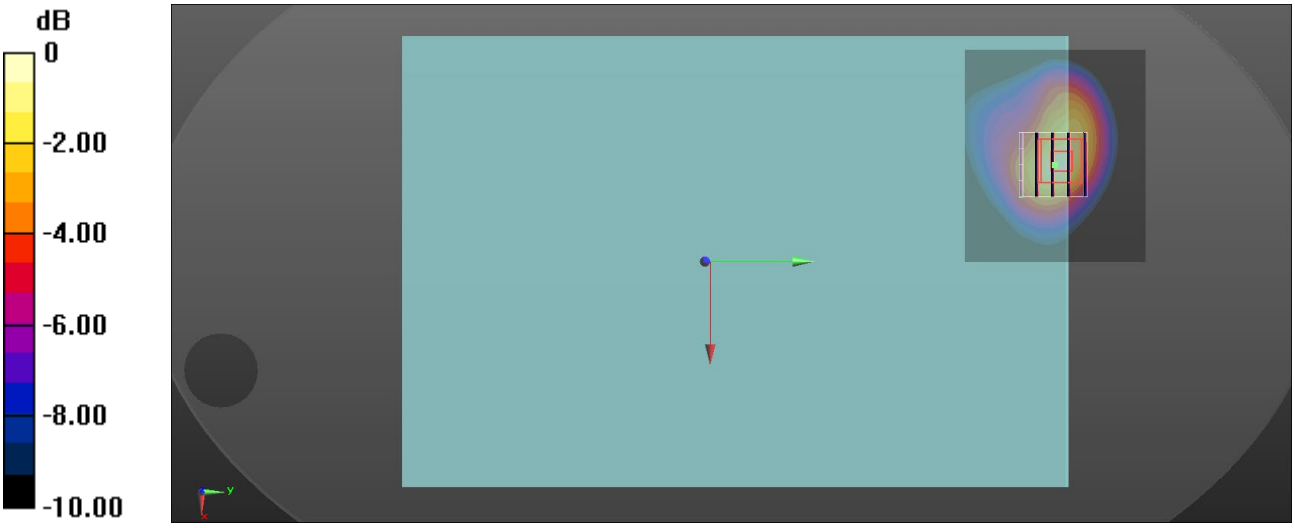

0 dB = 1.16 W/kg = 0.64 dBW/kg

Test Laboratory: A Test Lab Techno Corp.
Date: 2022/6/17

157_LTE Band 30_QPSK_Ch27710_10M_1 RB_0 offset_Bottom Face_0 mm

DUT: B3402FEA

Communication System: UID 0, Generic LTE (0); Frequency: 2310 MHz;Duty Cycle: 1:1
Medium parameters used: f = 2310 MHz; σ = 1.654 S/m; ε_r = 39.858; ρ = 1000 kg/m^3
Phantom section: Flat Section
Measurement Standard: DASY5 (IEEE/IEC/ANSI C63.19-2007)

DASY5.2 Configuration:

- Area Scan setting - Find Secondary Maximum Within:2.0dB and with a peak SAR value greater than 0.5 W/Kg
- Probe: EX3DV4 - SN3977; ConvF(7.61, 7.61, 7.61) @ 2310 MHz; Calibrated: 2021/7/26
- Sensor-Surface: 1.4mm (Mechanical Surface Detection)
- Electronics: DAE4 Sn779; Calibrated: 2021/7/30
- Phantom: ELI; Type: QD OVA 001 BB; Serial: 1036
- Measurement SW: DASY52, Version 52.10 (4); SEMCAD X Version 14.6.14 (7501)

Area Scan (91x71x1): Interpolated grid: dx=1.200 mm, dy=1.200 mm
Maximum value of SAR (interpolated) = 1.71 W/kg

Zoom Scan (7x7x7)/Cube 0: Measurement grid: dx=5mm, dy=5mm, dz=5mm
Reference Value = 30.53 V/m; Power Drift = -0.11 dB
Peak SAR (extrapolated) = 2.33 W/kg
SAR(1 g) = 1.03 W/kg; SAR(10 g) = 0.488 W/kg
Smallest distance from peaks to all points 3 dB below = 8.9 mm
Ratio of SAR at M2 to SAR at M1 = 47.4%
Maximum value of SAR (measured) = 1.83 W/kg

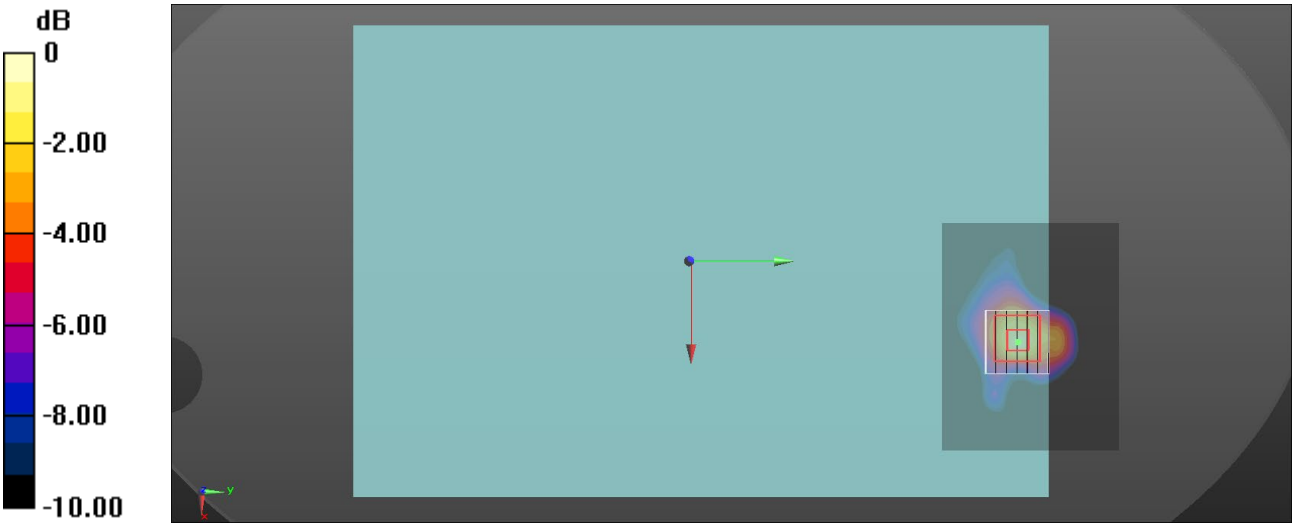

0 dB = 1.83 W/kg = 2.62 dBW/kg

Test Laboratory: A Test Lab Techno Corp.
Date: 2022/6/17

184_LTE Band 41_QPSK_Ch41055_20M_1 RB_0 offset_Bottom Face_0 mm

DUT: B3402FEA

Communication System: UID 0, Generic LTE (0); Frequency: 2636.5 MHz;Duty Cycle: 1:1
Medium parameters used (interpolated): f = 2636.5 MHz; σ = 2 S/m; ε_r = 38.745; ρ = 1000 kg/m^3
Phantom section: Flat Section
Measurement Standard: DASY5 (IEEE/IEC/ANSI C63.19-2007)

DASY5.2 Configuration:

- Area Scan setting - Find Secondary Maximum Within:2.0dB and with a peak SAR value greater than 0.5 W/Kg
- Probe: EX3DV4 - SN3977; ConvF(7.15, 7.15, 7.15) @ 2636.5 MHz; Calibrated: 2021/7/26
- Sensor-Surface: 1.4mm (Mechanical Surface Detection)
- Electronics: DAE4 Sn779; Calibrated: 2021/7/30
- Phantom: ELI; Type: QD OVA 001 BB; Serial: 1036
- Measurement SW: DASY52, Version 52.10 (4); SEMCAD X Version 14.6.14 (7501)

Area Scan (81x71x1): Interpolated grid: dx=1.200 mm, dy=1.200 mm
Maximum value of SAR (interpolated) = 1.10 W/kg

Zoom Scan (7x7x7)/Cube 0: Measurement grid: dx=5mm, dy=5mm, dz=5mm
Reference Value = 25.33 V/m; Power Drift = -0.02 dB
Peak SAR (extrapolated) = 1.54 W/kg
SAR(1 g) = 0.673 W/kg; SAR(10 g) = 0.289 W/kg
Smallest distance from peaks to all points 3 dB below = 8.1 mm
Ratio of SAR at M2 to SAR at M1 = 42.9%
Maximum value of SAR (measured) = 1.15 W/kg

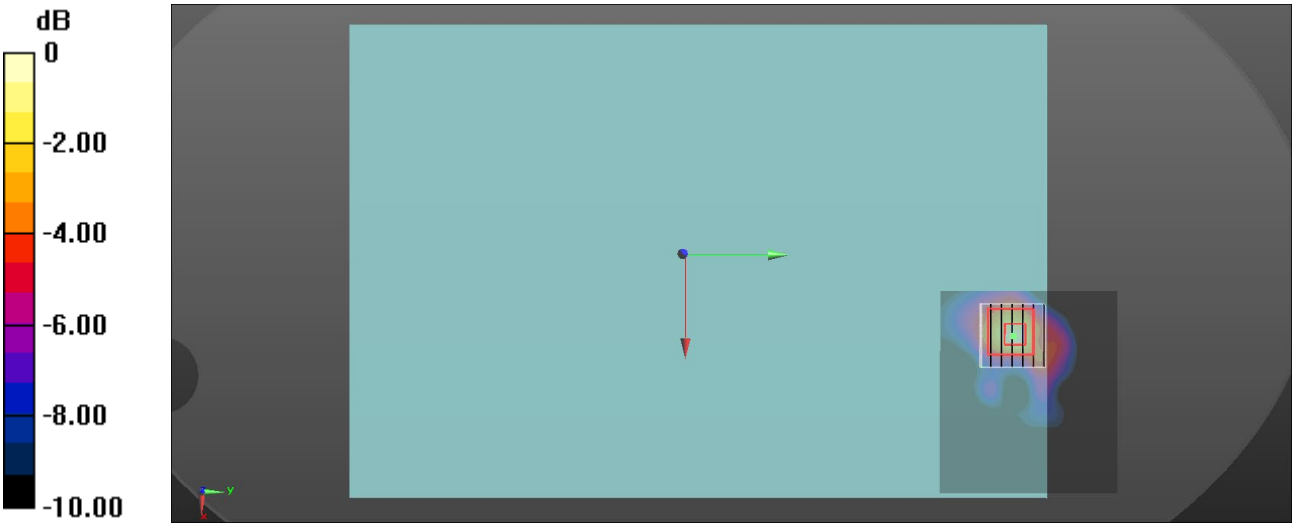

0 dB = 1.15 W/kg = 0.61 dBW/kg

Test Laboratory: A Test Lab Techno Corp.
Date: 2022/6/17

164_LTE Band 38_QPSK_Ch38000_20M_1 RB_0 offset_Bottom Face_0 mm

DUT: B3402FEA

Communication System: UID 0, Generic LTE (0); Frequency: 2595 MHz;Duty Cycle: 1:1
Medium parameters used (interpolated): f = 2595 MHz; σ = 1.955 S/m; ε_r = 38.875; ρ = 1000 kg/m^3
Phantom section: Flat Section
Measurement Standard: DASY5 (IEEE/IEC/ANSI C63.19-2007)

DASY5.2 Configuration:

- Area Scan setting - Find Secondary Maximum Within:2.0dB and with a peak SAR value greater than 0.5 W/Kg
- Probe: EX3DV4 - SN3977; ConvF(7.15, 7.15, 7.15) @ 2595 MHz; Calibrated: 2021/7/26
- Sensor-Surface: 1.4mm (Mechanical Surface Detection)
- Electronics: DAE4 Sn779; Calibrated: 2021/7/30
- Phantom: ELI; Type: QD OVA 001 BB; Serial: 1036
- Measurement SW: DASY52, Version 52.10 (4); SEMCAD X Version 14.6.14 (7501)

Area Scan (81x71x1): Interpolated grid: dx=1.200 mm, dy=1.200 mm
Maximum value of SAR (interpolated) = 1.34 W/kg

Zoom Scan (7x7x7)/Cube 0: Measurement grid: dx=5mm, dy=5mm, dz=5mm
Reference Value = 22.96 V/m; Power Drift = -0.17 dB
Peak SAR (extrapolated) = 1.47 W/kg
SAR(1 g) = 0.652 W/kg; SAR(10 g) = 0.277 W/kg
Smallest distance from peaks to all points 3 dB below = 8.2 mm
Ratio of SAR at M2 to SAR at M1 = 46.5%
Maximum value of SAR (measured) = 1.09 W/kg

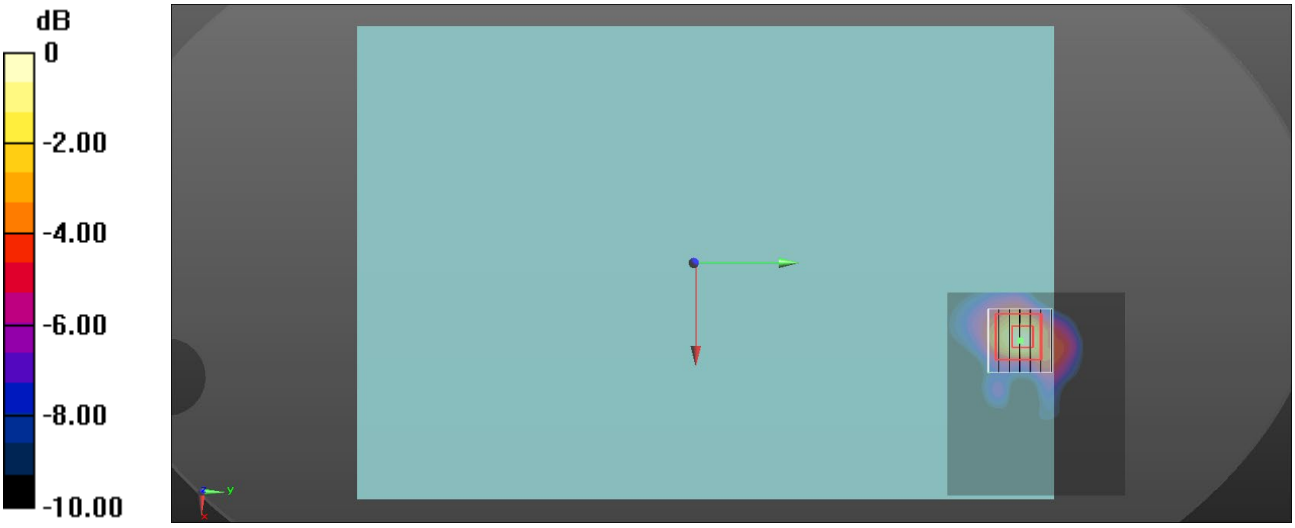

0 dB = 1.09 W/kg = 0.37 dBW/kg

Test Laboratory: A Test Lab Techno Corp.
Date: 2022/6/15

202_LTE Band 66_QPSK_Ch132072_20M_1 RB_99 offset_Bottom of laptop_0 mm

DUT: B3402FEA

Communication System: UID 0, Generic LTE (0); Frequency: 1720 MHz;Duty Cycle: 1:1
Medium parameters used: f = 1720 MHz; σ = 1.331 S/m; ε_r = 39.376; ρ = 1000 kg/m^3
Phantom section: Flat Section
Measurement Standard: DASY5 (IEEE/IEC/ANSI C63.19-2007)

DASY5.2 Configuration:

- Area Scan setting - Find Secondary Maximum Within:2.0dB and with a peak SAR value greater than 0.5 W/Kg
- Probe: EX3DV4 - SN3977; ConvF(8.42, 8.42, 8.42) @ 1720 MHz; Calibrated: 2021/7/26
- Sensor-Surface: 1.4mm (Mechanical Surface Detection)
- Electronics: DAE4 Sn779; Calibrated: 2021/7/30
- Phantom: ELI; Type: QD OVA 001 BB; Serial: 1036
- Measurement SW: DASY52, Version 52.10 (4); SEMCAD X Version 14.6.14 (7501)

Area Scan (71x61x1): Interpolated grid: dx=1.500 mm, dy=1.500 mm
Maximum value of SAR (interpolated) = 1.47 W/kg

Zoom Scan (5x5x7)/Cube 0: Measurement grid: dx=8mm, dy=8mm, dz=5mm
Reference Value = 29.94 V/m; Power Drift = -0.07 dB
Peak SAR (extrapolated) = 1.76 W/kg
SAR(1 g) = 0.900 W/kg; SAR(10 g) = 0.492 W/kg
Smallest distance from peaks to all points 3 dB below = 10.7 mm
Ratio of SAR at M2 to SAR at M1 = 50.6%
Maximum value of SAR (measured) = 1.42 W/kg

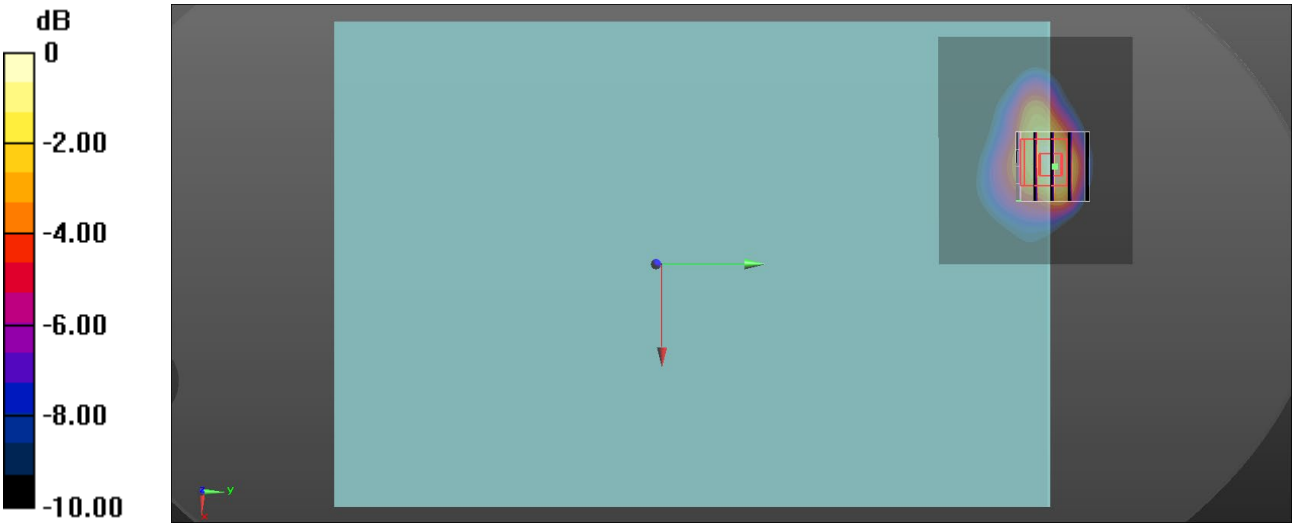

0 dB = 1.42 W/kg = 1.52 dBW/kg

Test Laboratory: A Test Lab Techno Corp.
Date: 2022/6/15

37_LTE Band 4_QPSK_Ch20175_20M_1 RB_0 offset_Bottom of laptop_0 mm

DUT: B3402FEA

Communication System: UID 0, Generic LTE (0); Frequency: 1732.5 MHz;Duty Cycle: 1:1
Medium parameters used (interpolated): f = 1732.5 MHz; σ = 1.341 S/m; ε_r = 39.349; ρ = 1000 kg/m^3
Phantom section: Flat Section
Measurement Standard: DASY5 (IEEE/IEC/ANSI C63.19-2007)

DASY5.2 Configuration:

- Area Scan setting - Find Secondary Maximum Within:2.0dB and with a peak SAR value greater than 0.5 W/Kg
- Probe: EX3DV4 - SN3977; ConvF(8.42, 8.42, 8.42) @ 1732.5 MHz; Calibrated: 2021/7/26
- Sensor-Surface: 1.4mm (Mechanical Surface Detection)
- Electronics: DAE4 Sn779; Calibrated: 2021/7/30
- Phantom: ELI; Type: QD OVA 001 BB; Serial: 1036
- Measurement SW: DASY52, Version 52.10 (4); SEMCAD X Version 14.6.14 (7501)

Area Scan (71x61x1): Interpolated grid: dx=1.500 mm, dy=1.500 mm
Maximum value of SAR (interpolated) = 1.31 W/kg

Zoom Scan (5x5x7)/Cube 0: Measurement grid: dx=8mm, dy=8mm, dz=5mm
Reference Value = 28.32 V/m; Power Drift = -0.04 dB
Peak SAR (extrapolated) = 1.58 W/kg
SAR(1 g) = 0.798 W/kg; SAR(10 g) = 0.442 W/kg
Smallest distance from peaks to all points 3 dB below = 10.7 mm
Ratio of SAR at M2 to SAR at M1 = 50.6%
Maximum value of SAR (measured) = 1.27 W/kg

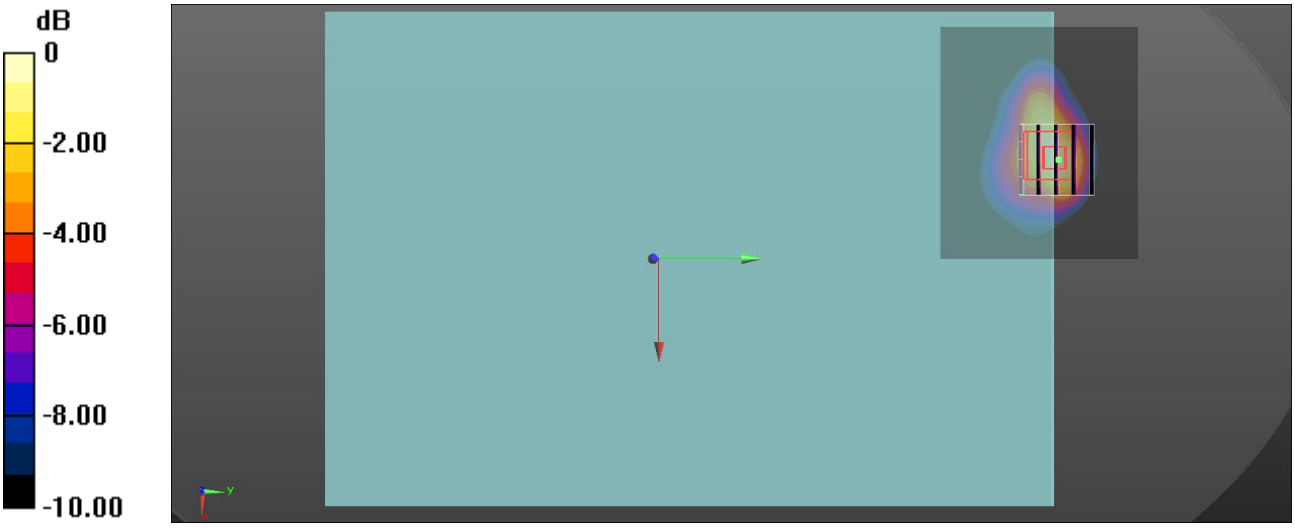

0 dB = 1.27 W/kg = 1.04 dBW/kg