ASUS **Tablet**

IN SEARCH OF INCREDIBLE

User Guide

E11170
First Edition / March 2016

Charging your device

Ensure to fully charge your ASUS Tablet before using it in battery mode for extended periods. Remember that the power adapter charges your ASUS Tablet as long as it is plugged into an AC power source. Be aware that it takes much longer to charge the ASUS Tablet when it is in use.

IMPORTANT! Do not leave the ASUS Tablet connected to the power supply once it is fully charged. ASUS Tablet is not designed to be left connected to the power supply for extended periods of time.

Airplane precautions

Contact your airline provider to learn about related in-flight services that can be used and restrictions that must be followed when using your ASUS Tablet in-flight.

IMPORTANT! You can send your ASUS Tablet through x-ray machines (used on items placed on conveyor belts), but do not expose them to magnetic detectors and wands.

Safety precautions

This ASUS Tablet should only be used in environments with ambient temperatures between 0°C to 35°C (32°F to 95°F).

Long time exposure to extremely high or low temperature may quickly deplete and shorten the battery life. To ensure the battery's optimal performance, ensure that it is exposed within the recommended environment temperature.

Your ASUS Tablet

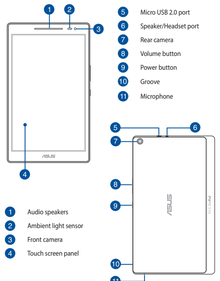

1. Audio speakers
2. Ambient light sensor
3. Front camera
4. Touch screen panel
5. Micro USB 2.0 port
6. Speaker/Headset port
7. Rear camera
8. Volume button
9. Power button
10. Groove
11. Microphone

Removing the back cover

Locate the groove on the bottom-right corner and pull the back cover outwards until it is removed completely.

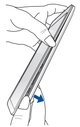

Replacing the back cover

1. Insert the clips on your back cover into the grooves on your ASUS Tablet.
2. Press down the back cover on all sides to secure it in place.

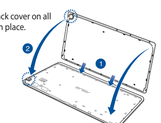

Installing a microSD card

Turn off your ASUS Tablet and remove the back cover before inserting the microSD card to the slot. Close the back cover before you turn on the device.

NOTE: The memory card slot supports microSD, microSDHC, and microSDXC card formats.

Charging your ASUS Tablet

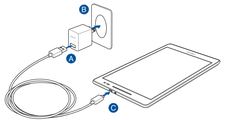

To charge your ASUS Tablet:

A. Connect the micro USB cable to the power adapter.
B. Plug the power adapter into a grounded power outlet.
C. Plug the micro USB connector into your ASUS Tablet.

Charge your ASUS Tablet for eight (8) hours before using it in battery mode for the first time.

IMPORTANT!

- Use only the bundled power adapter and micro USB cable to charge your ASUS Tablet. Using a different power adapter may damage your ASUS Tablet.
- Peel the protective film off from the power adapter and micro USB cable before charging the ASUS Tablet to prevent risk or injury.
- Ensure that you plug the power adapter to the correct power outlet with the correct input rating. The output voltage of this adapter is DC 5.2 V, 1 A.
- When using your ASUS Tablet while plugged-in to a power outlet, the grounded power outlet must be near the unit and easily accessible.
- Do not use or expose your ASUS Tablet near liquids, rain, or moisture.
- Do not use your ASUS Tablet near heating equipment or in places where there is likelihood of high temperature.
- Keep your ASUS Tablet away from sharp objects.
- Do not place objects on top of your ASUS Tablet.

NOTE:

- Your ASUS Tablet can be charged via the USB port on the computer only when it is in sleep mode (screen off) or turned off.
- Charging through the USB port of a computer may take longer time to complete.
- If your computer does not provide enough power for charging your ASUS Tablet, charge your ASUS Tablet via the grounded power outlet instead.

Appendices

Federal Communications Commission Statement

This device complies with FCC Rules Part 15. Operation is subject to the following two conditions:

- This device may not cause harmful interference.
- This device must accept any interference received, including interference that may cause undesired operation.

This equipment has been tested and found to comply with the limits for a class B digital device, pursuant to Part 15 of the Federal Communications Commission (FCC) rules. These limits are designed to provide reasonable protection against harmful interference in a residential installation. This equipment generates, uses, and can radiate radio frequency energy and, if not installed and used in accordance with the instructions, may cause harmful interference to radio communications. However, there is no guarantee that interference will not occur in a particular installation. If this equipment causes harmful interference to radio or television reception, which can be determined by turning the equipment off and on, the user is encouraged to try to correct the interference by doing one or more of the following measures:

- Reorient or relocate the receiving antenna.
- Increase the separation between the equipment and receiver.
- Connect the equipment into an outlet on a circuit different from that to which the receiver is connected.
- Consult the dealer or an experienced radio/TV technician for help.

Changes or modifications not expressly approved by the party responsible for compliance could void the user's authority to operate the equipment.

The antenna(s) used for this transmitter must not be co-located or operating in conjunction with any other antenna or transmitter.

For FCC and IC e-labelling information, please go to **Settings** > **About** > **Regulatory information.**

Label Location Declaration

We state that the label of FCC ID: MSQP00A will be put under the back cover and it is visible to the users as they install the SD card.

RF Exposure Information (SAR)

This device meets the government's requirements for exposure to radio waves. This device is designed and manufactured not to exceed the emission limits for exposure to radio frequency (RF) energy set by the Federal Communications Commission of the U.S. Government.

The exposure standard employs a unit of measurement known as the Specific Absorption Rate, or SAR. The SAR limit set by the FCC is 1.6 W/kg. Tests for SAR are conducted using standard operating positions accepted by the FCC with the EUT transmitting at the specified power level in different channels.

The highest SAR value for the device as reported to the FCC is 1.03 W/kg when placed next to the body.

The FCC has granted an Equipment Authorization for this device with all reported SAR levels evaluated as in compliance with the FCC RF exposure guidelines. SAR information on this device is on file with the FCC and can be found under the Display Grant section of www.fcc.gov/oet/ea/fccid after searching on FCC ID: MSQP00A.

Canada, Industry Canada (IC) Notices

This device complies with Industry Canada license-exempt RSS standard(s).

This Class B digital apparatus complies with Canadian ICES-003 and CAN ICES-3(B)/NMB-3(B).

Operation is subject to the following two conditions: (1) this device may not cause interference, and (2) this device must accept any interference, including interference that may cause undesired operation of the device. The IC ID for this device is 3568A-P00A.

For FCC and IC e-labelling information, please go to **Settings** > **About** > **Regulatory information.**

Radio Frequency (RF) Exposure Information

The radiated output power of the Wireless Device is below the Industry Canada (IC) radio frequency exposure limits. The Wireless Device should be used in such a manner such that the potential for human contact during normal operation is minimized. This device has been evaluated for and shown compliant with the IC Specific Absorption Rate ("SAR") limits when installed in specific host products operated in portable exposure conditions.

Canada's REL (Radio Equipment List) can be found at the following web address:

http://www.ic.gc.ca/app/sitt/reltel/srch/nwRSSrch.do?lang=eng

Additional Canadian information on RF exposure also can be found at the following web address:

http://www.ic.gc.ca/eic/site/smt-gst.nsf/eng/sf08792.html

Canada, avis d'Industrie Canada (IC)

Le présent appareil est conforme aux CNR d'Industrie Canada applicables aux appareils radio exempts de licence.

Cet appareil numérique de classe B est conforme aux normes canadiennes ICES-003 et CAN ICES-3(B)/NMB-3(B).

Son fonctionnement est soumis aux deux conditions suivantes: (1) cet appareil ne doit pas causer d'interférence et (2) cet appareil doit accepter toute interférence, notamment les interférences qui peuvent affecter son fonctionnement. L'identifiant IC de cet appareil est 3568A-P00A.

Pour les informations d'étiquette électrique de FCC et IC, s'il vous plaît aller à **Paramètres > A propos > Infos réglementaires.**

Informations concernant l'exposition aux fréquences radio (RF)

La puissance de sortie émise par cet appareil sans fil est inférieure à la limite d'exposition aux fréquences radio d'Industrie Canada (IC). Utiliser l'appareil sans fil de façon à minimiser les contacts humains lors du fonctionnement normal.

Ce périphérique a été évalué et démontré conforme aux limites SAR (Specific Absorption Rate – Taux d'absorption spécifique) d'IC lorsqu'il est installé dans des produits hôtes particuliers qui sont susceptibles de fonctionnement dans des conditions d'exposition à des appareils portables.

Ce périphérique est homologué pour l'utilisation au Canada. Pour consulter l'entrée correspondante à l'appareil dans la liste d'équipement radio (REL - Radio Equipment List) d'Industrie Canada rendez-vous sur:

http://www.ic.gc.ca/app/sitt/reltel/srch/nwRDSearch.do?lang=eng

Pour des informations supplémentaires concernant l'exposition aux RF au Canada rendez-vous sur :

http://www.ic.gc.ca/eng/sitelist-gst.nsf/eng/sf08792.html

IC Warning Statement

The device could automatically discontinue transmission in case of absence of information to transmit, or operational failure. Note that this is not intended to prohibit transmission of control or signaling information or the use of repetitive codes where required by the technology.

This device and its antenna(s) must not be co-located or operating in conjunction with any other antenna or transmitter, except tested built-in radios. The County Code Selection feature is disabled for products marketed in the US/ Canada.

Cet appareil et son antenne ne doivent pas être situés ou fonctionner en conjonction avec une autre antenne ou un autre émetteur, exception faites des radios intégrées qui ont été testées. La fonction de sélection de l'indicatif du pays est désactivée pour les produits commercialisés aux États-Unis et au Canada.

Caution

(i) the device for operation in the band 5150-5250 MHz is only for indoor use to reduce the potential for harmful interference to co-channel mobile satellite systems;

(ii) the maximum antenna gain permitted for devices in the bands 5250-5350 MHz and 5470-5725 MHz shall comply with the e.i.p.p. limit; and

(iii) the maximum antenna gain permitted for devices in the band 5725-5825 MHz shall comply with the e.i.p.p. limits specified for point-to-point and non point-to-point operation as appropriate.

(iv) the worst-case tilt angle(s) necessary to remain compliant with the e.i.p.p. elevation mask requirement set forth in Section 6.2.2(3) shall be clearly indicated. <for 5G B2 with DFS devices only>

(v) Users should also be advised that high-power radars are allocated as primary users (i.e. priority users) of the bands 5250-5350 MHz and 5650-5850 MHz and that these radars could cause interference and/or damage to LE-LAN devices.

Avertissement

(i) les dispositifs fonctionnant dans la bande 5150-5250 MHz sont reservés uniquement pour une utilisation à l'intérieur afin de reduire les risques de brouillage préjudiciable aux systemes de satellites mobiles utilisant les mêmes canaux;

(ii) le gain maximal d'antenne permis pour les dispositifs utilisant les bandes 5250-5350 MHz et 5470-5725 MHz doit se conformer à la limite de p.i.r.e.;

(iii) le gain maximal d'antenne permis (pour les dispositifs utilisant la bande 5725-5825 MHz) doit se conformer à la limite de p.i.r.e. spécifiée pour l'exploitation point à point et non point à point, selon le cas.

(iv) les pires angles d'inclinaison necessaires pour rester conforme à l'exigence de la p.i.r.e. applicable au masque d'élevation, et énoncée à la section 6.2.2(3), doivent être clairement indiqués. <for 5G B2 with DFS devices only>

(v) De plus, les utilisateurs devraient aussi être avisés que les utilisateurs de radars de haute puissance sont designes utilisateurs principaux (c.-a-d., qu'ils ont la priorité) pour les bandes 5250-5350 MHz et 5650-5850 MHz et que ces radars pourraient causer du brouillage et/ou des dommages aux dispositifs LAN-EL.

Prevention of Hearing Loss

To prevent possible hearing damage, do not listen at high volume levels for long periods.

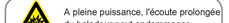

For France, headphones/earphones for this device are compliant with the sound pressure level requirement laid down in the applicable EN 50332-1:2013 and/or EN 50332-2:2013 standard required by French Article L.5232-1.

CE Mark Warning

CE marking for devices with wireless LAN/ Bluetooth

This equipment complies with the requirements of Directive 1999/5/EC of the European Parliament and Commission from 9 March, 1999 governing Radio and Telecommunications Equipment and recognition of conformity.

The highest CE SAR value for the device is 0.479 W/kg.

This equipment may be operated in:

AT	BE	BG	CH	CY	CZ	DE	DK	
EE	ES	FI	FR	GB	GR	HU	IE	
IT	IS	LI	LT	LU	LV	MT	NL	
NO	PL	PT	RO	SE	SI	SK	TR	

RF Exposure information (SAR) - CE

This device meets the EU requirements (1999/5/EC) on the limitation of exposure of the general public to electromagnetic fields by way of health protection.

The limits are part of extensive recommendations for the protection of the general public. These recommendations have been developed and checked by independent scientific organizations through regular and thorough evaluations of scientific studies. The unit of measurement for the European Council's recommended limit for mobile devices is the "Specific Absorption Rate" (SAR), and the SAR limit is 2.0 W/ Kg averaged over 10 gram of body tissue. It meets the requirements of the International Commission on Non-ionizing Radiation Protection (ICNIRP).

For next-to-body operation, this device has been tested and meets the ICNIRP exposure guidelines and the European Standard EN 50566 and EN 62209-2. SAR is measured with the device at a separation of 0 cm to the body while transmitting at the highest certified output power level in all frequency bands of the mobile device.

India RoHS

This product complies with the "India E-waste (Management and Handling) Rule 2011" and prohibits use of lead, mercury, hexavalent chromium, polybrominated biphenyls (PBBs) and polybrominated diphenyl ethers (PBDEs) in concentrations exceeding 0.1% by weight in homogenous materials and 0.01% by weight in homogenous materials for cadmium, except for the exemptions listed in Schedule-II of the Rule.

Power Safety Requirement

Products with electrical current ratings up to 6A and weighing more than 3Kg must use approved power cords greater than or equal to: H05VV-F, 3G, 0.75 mm² or H05VV-F, 2G, 0.75 mm².

ASUS Recycling/Takeback Services

ASUS recycling and takeback programs come from our commitment to the highest standards for protecting our environment. We believe in providing solutions for you to be able to responsibly recycle our products, batteries, other components as well as the packaging materials. Please go to http://csr.asus.com/english/Takeback.htm for detailed recycling information in different regions.

Coating notice

IMPORTANT! To provide electrical insulation and maintain electrical safety, a coating is applied to insulate the device except on the areas where the I/O ports are located.

Regional notice for California

WARNING! This product may contain chemicals known to the State of California to cause cancer, birth defects or other reproductive harm. Wash hands after handling.

Regional notice for Turkey

AEEE Yönetmeliğine Uygundur.

Rechargeable Battery Recycling Service in North America

For U.S. and Canada customers, you can call 1-800-822-8837 (toll-free) for recycling information of your ASUS products' rechargeable batteries.

Green ASUS notice

ASUS is devoted to creating environment-friendly products and packaging to safeguard consumers' health while minimizing the impact on the environment. The reduction of the number of the manual pages complies with the reduction of carbon emission.

For the detailed user manual and related information, refer to the user manual included in the ASUS Foreapad or visit the ASUS Support Site at https://www.asus.com/support/.

Proper disposal

Risk of explosion if battery is replaced by an incorrect type. Dispose of used batteries according to the instructions.

La batterie présente un risque d'incendie si celle-ci est remplacée par une batterie de type incorrect. La batterie doit être recyclée de façon appropriée.

DO NOT throw the battery in municipal waste. The symbol of the crossed out wheeled bin indicates that the battery should not be placed in municipal waste.

DO NOT throw the ASUS Tablet in municipal waste. This product has been designed to enable proper reuse of parts and recycling. The symbol of the crossed out wheeled bin indicates that the product (electrical, electronic equipment and mercury-containing button cell battery) should not be placed in municipal waste. Check local regulations for disposal of electronic products.

DO NOT throw the ASUS Tablet in fire. DO NOT short circuit the contacts. DO NOT disassemble the ASUS Tablet.

Copyright Information

No part of this manual, including the products and software described in it, may be reproduced, transmitted, transcribed, stored in a retrieval system, or translate into any language in any form or by any means, except documentation kept by the purchaser for backup purposes, without the express written permission of ASUSTeK COMPUTER INC. ("ASUS").

ASUS and ASUS Tablet logo are trademarks of ASUSTek Computer Inc.

Information in this document is subject to change without notice.

Copyright © 2016 ASUSTeK COMPUTER INC. All Rights Reserved.

EU Declaration of Conformity

We, the undersigned,

Manufacturer:	ASUSTeK COMPUTER INC.
Address, City:	4F, No. 150, LI-TE RD., PEITOU, TAIPEI 112, TAIWAN
Authorized representative in Europe:	ASUS COMPUTER GmbH
Address, City:	HARKORT STR. 21-23, 40880 RATINGEN
Country:	GERMANY

declare the following apparatus:

Product name :	**ASUS Tablet**
Model name :	**P00A**

The object of the declaration described above is in conformity with the relevant Union harmonisation legislation:

2014/53/EU (Radio Equipment Directive (RED))

☒ Article 3.1(a) Health and safety
☒ EN 62311:2008
☒ EN 50360:2001/A1:2012
☒ EN 50385:2017
☒ EN 62209-2:2010

☒ Article 3.1(b) EMC
☒ EN 301 489-1 v2.1.1:(2017-02)
☒ EN 301 489-3 v1.6.1:(2013-08)
☒ EN 301 489-17 v3.2.4:(2017-03)
☒ EN 301 489-19 v1.2.1:(2019-12)
☒ EN 301 489-34 v1.1.1:(2019-03)
☒ EN 301 489-52 v1.1.1:(2019-06)

☒ Article 3.1(b) Radio
☒ EN 301 511 v12.5.1:(2017-03)
☒ EN 301 908-1 v11.1.1:(2019-09)
☒ EN 301 908-2 v11.1.1:(2019-09)
☒ EN 301 893 v2.1.1:(2017-05)
☒ EN 300 328 v2.2.2:(2019-07)
☒ EN 300 440 v2.1.1:(2018-09)
☒ EN 300 220-2 v3.1.1:(2017-02)

☒ Article 3.2 Spectrum
☒ EN 300 330 v2.1.1:(2016-11)
☒ EN 300 328 v2.2.2:(2019-07)
☒ EN 300 440 v2.1.1:(2018-09)
☒ EN 300 220-2 v3.1.1:(2017-02)

☒ LVD – Directive 2006/95/EC (until April 19th, 2016) and Directive 2014/35/EU (from April 20th, 2016)

☒ EN 60950-1:2006 + A11:2009 + A1:2010 + A12:2011 + A2:2013
☒ EN 60950-22:2011
☒ EN 62368-1:2014 / AC:2015

☒ EMC – Directive 2004/108/EC (until April 19th, 2016) and Directive 2014/30/EU (from April 20th, 2016)

☒ EN 55032:2015 / AC:2016-07
☒ EN 55035:2017
☒ EN 61000-3-2:2014
☒ EN 61000-3-3:2013

☒ Ecodesign – Directive 2009/125/EC

☒ Regulation (EC) No 1275/2008 ☒ Regulation (EU) No 278/2009
☒ Regulation (EC) No 642/2009 ☒ Regulation (EU) No 617/2013

☒ RoHS – Directive 2011/65/EU

☒ Regulation (EU) 2017/2102

☒ Equipment Class 2

ver. 160417

(EU conformity marking)

Signature | Place of issue

Jerry Shen | **Taipei, Taiwan**

Printed Name | Date of issue

CEO | **13/4/2016**

Position | Date of issue

2016

Year CE marking was first affixed

Model name: P00A

Manufacturer	ASUSTeK COMPUTER INC.
Address, City	4F, No. 150, LI-TE RD., PEITOU, TAIPEI 112, TAIWAN
Authorized Representative in Europe	ASUS COMPUTER GmbH
Address, City	HARKORT STR. 21-23, 40880 RATINGEN
Country	GERMANY

Zum Download:

www.asus.com/zentalk/global_forward.php

www.asus.com/support/