ASUS **Phone**

IN SEARCH OF INCREDIBLE

User Guide

E11709

15060-82600000

E11709_ZB500KG_UM_Booklet_EU.indd 1 2016-09-12 09:58:56

First Edition/ September 2016

Model: ASUS_X00BD (ZB500KG)

Before you start, ensure that you have read all the safety information and operating instructions in this **User Guide** to prevent injury or damage to your device.

NOTE: For the latest updates and more detailed information, please visit **www.asus.com.**

Front features

Side features

NOTE: Pry open the rear cover from the groove.

Rear features

NOTES:

- Remove the rear cover to display the dual micro SIM and microSD card slots.
- The micro SIM card slots support WCDMA and GSM/EDGE network bands.
- The microSD card slot supports microSD and microSDHC card formats.

Charging your ASUS Phone

To charge your ASUS Phone:

1. Connect the USB connector into the power adapter's USB port.
2. Connect the other end of the micro USB cable to your ASUS Phone.
3. Plug the power adapter into a wall socket.

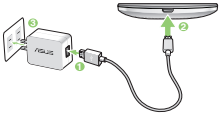

IMPORTANT!

- Your ASUS Phone comes partially charged but you must charge it fully before using it for the first time. Read the important notices and cautions before charging your device.
- When using your ASUS Phone while it is plugged to a power outlet, the grounded power outlet must be near to the unit and easily accessible.
- When charging your ASUS Phone through your computer, ensure that you plug the micro USB cable to your computer's USB 2.0 / USB 3.0 port.
- Avoid charging your ASUS Phone in an environment with ambient temperature of above 35°C (95°F).

NOTES:

- Use only the power adapter that came with your device. Using a different power adapter may damage your device.
- Using the bundled power adapter and ASUS Phone signal cable to connect your ASUS Phone to a power outlet is the best way to charge your ASUS Phone.
- The input voltage range between the wall outlet and this adapter is AC 100V - 240V. The output voltage of the micro USB cable is DC 5.2V, 1A.

Installing a micro SIM card

To install a micro SIM card:

1. Locate the groove on the bottom-right corner of your ASUS Phone.

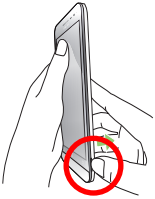

2. Pry the cover loose and then pull the rear cover off.

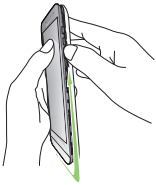

3. Remove the battery.

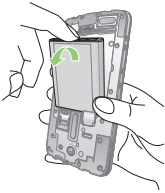

4. Insert the micro SIM card into one of the slots.

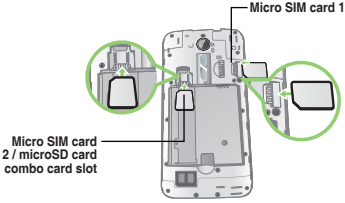

NOTES:

- The micro SIM card slot 2 is at the lower part of the micro SIM / micro SD combo card slot.
- Both Micro SIM card slots support 2G/3G WCDMA network bands. But only one micro SIM card can connect to 3G WCDMA service at a time.

CAUTION!

- Do not use sharp tools or solvent on your device to avoid scratches on it.
- Use only a standard micro SIM card on your ASUS Phone. A nano to micro SIM adapter or a trimmed SIM card may not properly fit into and may not be detected by your ASUS Phone.
- **DO NOT install an empty nano to micro SIM adapter into the micro SIM card slot to avoid irreversible damage.**

Installing a microSD card

To install a microSD card:

1. Locate the groove on the bottom-right corner of your ASUS Phone.
2. Pry the cover loose and then pull the rear cover off.

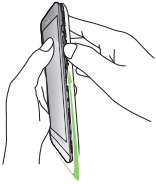

3. Remove the battery.

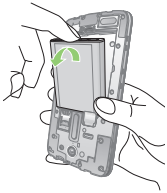

4. Insert the microSD card into the microSD card slot.

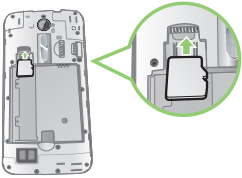

FCC Regulations:

This mobile phone complies with part 15 of the FCC Rules. Operation is subject to the following two conditions: (1) This device may not cause harmful interference, and (2) this device must accept any interference received, including interference that may cause undesired operation.

This mobile phone has been tested and found to comply with the limits for a Class B digital device, pursuant to Part 15 of the FCC Rules. These limits are designed to provide reasonable protection against harmful interference in a residential installation. This equipment generates, uses and can radiated radio frequency energy and, if not installed and used in accordance with the instructions, may cause harmful interference to radio communications. However, there is no guarantee that interference will not occur in a particular installation If this equipment does cause harmful interference to radio or television reception, which can be determined by turning the equipment off and on, the user is encouraged to try to correct the interference by one or more of the following measures:

- Reorient or relocate the receiving antenna.
- Increase the separation between the equipment and receiver.
- Connect the equipment into an outlet on a circuit different from that to which the receiver is connected.
- Consult the dealer or an experienced radio/TV technician for help.

Caution: Changes or modifications not expressly approved by the party responsible for compliance could void the user's authority to operate the equipment.

RF Exposure Information (SAR)

This phone is designed and manufactured not to exceed the emission limits for exposure to radio frequency (RF) energy set by the Federal Communications Commission of the United States.

During SAR testing, this device was set to transmit at its highest certified power level in all tested frequency bands, and placed in positions that simulate RF exposure in usage against the head with no separation, and near the body with the separation of 10 mm. Although the SAR is determined at the highest certified power level, the actual SAR level of the device while operating can be well below the maximum value. This is because the phone is designed to operate at multiple power levels so as to use only the power required to reach the network. In general, the closer you are to a wireless base station antenna, the lower the power output.

The exposure standard for wireless devices employing a unit of measurement is known as the Specific Absorption Rate, or SAR.

The SAR limit set by the FCC is 1.6W/kg.

This device is complied with SAR for general population /uncontrolled exposure limits in ANSI/IEEE C95.1-1992 and had been tested in accordance with the measurement methods and procedures specified in IEEE1528.

The FCC has granted an Equipment Authorization for this model phone with all reported SAR levels evaluated as in compliance with the FCC RF exposure guidelines. SAR information on this model phone is on file with the FCC and can be found under the Display Grant section of www.fcc.gov/oet/ea/fccid after searching on FCC ID: MSQX00BD.

For this device, the highest reported SAR value for usage against the head is 0.78 W/kg, for usage near the body is 1.15 W/kg.

While there may be differences between the SAR levels of various phones and at various positions, they all meet the government requirements.

SAR compliance for body-worn operation is based on a separation distance of 10 mm between the unit and the human body. Carry this device at least 10 mm away from your body to ensure RF exposure level compliant or lower to the reported level. To support body-worn operation, choose the belt clips or holsters, which do not contain metallic components, to maintain a separation of 10 mm between this device and your body.

RF exposure compliance with any body-worn accessory, which contains metal, was not tested and certified, and use such body-worn accessory should be avoided.

Hearing Aid Compatibility (HAC) regulations for Mobile phones

In 2003, the FCC adopted rules to make digital wireless telephones compatible with hearing aids and cochlear implants. Although analog wireless phones do not usually cause interference with hearing aids or cochlear implants, digital wireless phones sometimes do because of electromagnetic energy emitted by the phone's antenna, backlight, or other components. Your phone is compliant with FCC HAC regulations (ANSI C63.19- 2011). While some wireless phones are used near some hearing devices (hearing aids and cochlear implants), users may detect a buzzing, humming, or whining noise. Some hearing devices are more immune than others to this interference noise and phones also vary in the amount of interference they generate. The wireless telephone industry has developed a rating system for wireless phones to assist hearing device users in finding phones that may be compatible with their hearing devices. Not all phones have been rated. Phones that are rated have the rating on

their box or a label located on the box. The ratings are not guarantees. Results will vary depending on the user's hearing device and hearing loss. If your hearing device happens to be vulnerable to interference, you may not be able to use a rated phone successfully. Trying out the phone with your hearing device is the best way to evaluate it for your personal needs.

This phone has been tested and rated for use with hearing aids for some of the wireless technologies that it uses. However, there may be some newer wireless technologies used in this phone that have not been tested yet for use with hearing aids. It is important to try the different features of this phone thoroughly and in different locations, using your hearing aid or cochlear implant, to determine if you hear any interfering noise. Consult your service provider or the manufacturer of this phone for information on hearing aid compatibility. If you have questions about return or exchange policies, consult your service provider or phone retailer.

M-Ratings: Phones rated M3 or M4 meet FCC requirements and are likely to generate less interference to hearing devices than phones that are not labeled. M4 is the better/higher of the two ratings.

T-Ratings: Phones rated T3 or T4 meet FCC requirements and are likely to be more usable with a hearing device's telecoil ("T Switch" or "Telephone Switch") than unrated phones. T4 is the better/higher of the two ratings. (Note that not all hearing devices have telecoils in them.)

Your phone meets the M3/T3 level rating.

Hearing devices may also be rated. Your hearing device manufacturer or hearing health professional may help you find this rating. For more information about FCC Hearing Aid Compatibility, please go to http://www.fcc.gov/cgb/dro.

CE RF Exposure Compliance

This device meets the EU requirements (1999/519/EC) on the limitation of exposure of the general public to electromagnetic fields by way of health protection.

For body-worn operation, this device has been tested and meets the ICNIRP guidelines and the European Standard EN 62209-2, for use with dedicated accessories. SAR is measured with this device at a separation of 0.5 cm to the body, while transmitting at the highest certified output power level in all frequency bands of this device. Use of other accessories which contain metals may not ensure compliance with ICNIRP exposure guidelines.

CE Mark Warning

CE0560

CE marking for devices with wireless LAN/ Bluetooth

This equipment complies with the requirements of Directive 1999/5/EC of the European Parliament and Commission from 9 March, 1999 governing Radio and Telecommunications Equipment and mutual recognition of conformity. The highest CE SAR values for the device are as follows:

- 0.511 W/Kg (Head)
- 0.796 W/Kg (Body)

Using GPS (Global Positioning System) on your ASUS Phone

To use the GPS positioning feature on your ASUS Phone:

- Ensure that your device is connected to the Internet before using Google Map or any GPS-enabled apps.
- For first-time use of a GPS-enabled app on your device, ensure that you are outdoors to get the best positioning data.
- When using a GPS-enabled app on your device inside a vehicle, the metallic component of the car window and other electronic devices might affect the GPS performance.

Prevention of Hearing Loss

To prevent possible hearing damage, do not listen at high volume levels for long periods.

A pleine puissance, l'écoute prolongée du baladeur peut endommager l'oreille de l'utilisateur.

For France, headphones/earphones for this device are compliant with the sound pressure level requirement laid down in the applicable EN 50332-1:2013 and/or EN50332-2:2013 standard required by French Article L.5232-1.

Safety information

ASUS Phone care

- Use your ASUS Phone in an environment with ambient temperatures between 0°C (32 °F) and 35 °C (95 °F).

The battery

Your ASUS Phone is equipped with a high performance detachable Li-Ion battery. Observe the maintenance guidelines for a longer battery life.

- Avoid charging in extremely high or low temperature. The battery performs optimally in an ambient temperature of +5 °C to +35 °C.
- Use only ASUS battery. Using a different battery may cause physical harm/injury and may damage your device.
- Do not remove and soak the battery in water or any other liquid.
- Never try to open the battery as it contains substances that might be harmful if swallowed or allowed to come into contact with unprotected skin.
- Do not remove and short-circuit the battery, as it may overheat and cause a fire. Keep it away from jewelry or metal objects.
- Do not remove and dispose of the battery in fire. It could explode and release harmful substances into the environment.
- Do not remove and dispose of the battery with your regular household waste. Take it to a hazardous material collection point.
- Do not touch the battery terminals.
- To avoid fire or burns, do not disassemble, bend, crush, or puncture the battery.

NOTES:

- Risk of explosion if battery is replaced by an incorrect type.
- Dispose of used battery according to the instructions.

The charger

- Use only the charger supplied with your ASUS Phone.
- Never pull the charger cord to disconnect it from the power socket. Pull the charger itself.

Caution

Your ASUS Phone is a high quality piece of equipment. Before operating, read all instructions and cautionary markings on the (1) AC Adapter.

- Do not use the ASUS Phone in an extreme environment where high temperature or high humidity exists. The ASUS Phone performs optimally in an ambient temperature between 0 °C (32°F) and 35 °C (95 °F).
- Do not disassemble the ASUS Phone or its accessories. If service or repair is required, return the unit to an authorized service center. If the unit is disassembled, a risk of electric shock or fire may result.
- Do not short-circuit the battery terminals with metal items.

Operator access with a tool

If a TOOL is necessary to gain access to an OPERATOR ACCESS AREA, either all other compartments within that area containing a hazard shall be inaccessible to the OPERATOR by the use of the same TOOL, or such compartments shall be marked to discourage OPERATOR access.

ASUS Recycling/Takeback Services

ASUS recycling and takeback programs come from our commitment to the highest standards for protecting our environment. We believe in providing solutions for you to be able to responsibly recycle our products, batteries, other components as well as the packaging materials. Please go to http://csr.asus.com/english/Takeback.htm for detailed recycling information in different regions.

Proper disposal

Risk of explosion if battery is replaced by an incorrect type. Dispose of used batteries according to the instructions.

DO NOT throw the battery in municipal waste. The symbol of the crossed out wheeled bin indicates that the battery should not be placed in municipal waste.

DO NOT throw this product in municipal waste. This product has been designed to enable proper reuse of parts and recycling. The symbol of the crossed out wheeled bin indicates that the product (electrical, electronic equipment and mercury-containing button cell battery) should not be placed in municipal waste. Check local regulations for disposal of electronic products.

DO NOT throw this product in fire. DO NOT short circuit the contacts. DO NOT disassemble this product.

WARNING! This product may contain chemicals known to the State of California to cause cancer, birth defects, or other reproductive harm. Wash hands after handling.

EU Declaration of Conformity

We, the undersigned,

Manufacturer:	ASUSTeK COMPUTER INC.
Address:	4F, No. 150, LI-TE Rd., PEITOU, TAIPEI 112, TAIWAN
Authorized representative in Europe:	ASUS COMPUTER GmbH
Address, City:	HARKORT STR. 21-22, 40880 RATINGEN
Country:	GERMANY

declare the following apparatus:

Product name :	**ASUS Phone**
Model name :	**ASUS_X00BD**

The object of the declaration described above is in conformity with the relevant Union harmonisation legislation:

EMC – Directive 2004/108/EC (until April 19th, 2016) and Directive 2014/30/EU (from April 20th, 2016)

☑ EN 55022:2010+AC:2011 ☑ EN 55032:2012+AC:2013	☑ EN 55024:2010 ☑ EN 61000-3-2:2014 ☑ EN 61000-3-3:2014

RATTE – Directive 1999/5/EC

☑ EN 300 328 V1.8.1(2015-03) ☑ EN 300 330-2 V1.6.1(2016-03) ☑ EN 300 440 V2.1.1(2010-09) ☑ EN 300 440-1 V1.6.1(2016-08) ☑ EN 300 440-2 V1.4.1(2010-08) ☑ EN 301 489-1 V1.9.2(2011-09) ☑ EN 301 908-1 V7.1.1(2016-02) ☑ EN 301 908-2 V7.1.1(2016-02) ☑ EN 301 908-13 V7.1.1(2016-12) ☑ EN 301 893 V1.8.1(2015-03) ☑ EN 62479:2010 ☑ EN 50371:2002	☑ EN 301 489-17 V3.2.0(2017-03) ☑ EN 301 489-19 V1.2.1(2017-11) ☑ EN 301 489-24 V1.5.1(2010-10) ☑ EN 302 291-1 V1.1.1(2005-07) ☑ EN 302 291-2 V1.1.1(2005-07) ☑ EN 50360:2001/A1:2012 ☑ EN 50566:2013/A1:2014 ☑ EN 62209-1:2016 ☑ EN 62209-2:2010

LVD – Directive 2006/95/EC (until April 19th, 2016) and Directive 2014/35/EU (from April 20th, 2016)

☑ EN 60950-1 : 2006 / A12: 2011 ☑ EN 60950-1 : 2006 / A2: 2013	☐ EN 60950-22:2006 / A12: 2011

Ecodesign – Directive 2009/125/EC

☐ Regulation (EC) No. 1275/2008 ☐ Regulation (EC) No. 642/2009	☐ Regulation (EC) No. 278/2009 ☐ Regulation (EU) No. 617/2013

RoHS – Directive 2011/65/EU

CE marking

Equipment Class 1

Ver. 160217

CE0560 (EU conformity marking)

Signature	**Taipei, Taiwan** Place of issue
Jerry Shen Printed Name	**9/9/2016** Date of issue
CEO Position	**2016** Year CE marking was first affixed

EU Konformitätserklärung

Hiermit erklären wir,

Hersteller:	ASUSTeK COMPUTER INC.
Anschrift:	4F, No. 150, LI-TE Rd., PEITOU, TAIPEI 112, TAIWAN
Bevollmächtigter:	ASUS COMPUTER GmbH
Anschrift des Bevollmächtigten:	HARKORT STR. 21-22, 40880 RATINGEN
Land:	GERMANY

dass nachstehend bezeichnete Produkte:

Produktbezeichnung:	**ASUS Phone**
Modellbezeichnung:	**ASUS_X00BD**

auf den nachstehend angegebenen, für das Produkt geltenden Richtlinienbestimmungen übereinstimmen:

EMV – Richtlinie 2004/108/EG (bis 19. April 2016) und Richtlinie 2014/30/EU (ab 20. April 2016)

☑ EN 55022:2010+AC:2011 ☑ EN 55032:2012+AC:2013	☑ EN 55024:2010 ☑ EN 61000-3-2:2014 ☑ EN 61000-3-3:2014

RATTE – Richtlinie 1999/5/EG

☑ EN 300 328 V1.8.1(2015-03) ☑ EN 300 330-2 V1.6.1(2016-03) ☑ EN 300 440 V2.1.1(2010-09) ☑ EN 300 440-1 V1.6.1(2016-08) ☑ EN 300 440-2 V1.4.1(2010-08) ☑ EN 301 489-1 V1.9.2(2011-09) ☑ EN 301 908-1 V7.1.1(2016-02) ☑ EN 301 908-2 V7.1.1(2016-02) ☑ EN 301 908-13 V7.1.1(2016-12) ☑ EN 301 893 V1.8.1(2015-03) ☑ EN 62479:2010 ☑ EN 50371:2002	☑ EN 301 489-17 V3.2.0(2017-03) ☑ EN 301 489-19 V1.2.1(2017-11) ☑ EN 301 489-24 V1.5.1(2010-10) ☑ EN 302 291-1 V1.1.1(2005-07) ☑ EN 302 291-2 V1.1.1(2005-07) ☑ EN 50360:2001/A1:2012 ☑ EN 50566:2013/A1:2014 ☑ EN 62209-1:2006 ☑ EN 62209-2:2010

LVD – Richtlinie 2006/95/EG (bis 19. April 2016) und Richtlinie 2014/35/EU (ab 20. April 2016)

☑ EN 60950-1 : 2006 / A12: 2011 ☑ EN 60950-1 : 2006 / A2: 2013	☐ EN 60950-22:2006 / A12: 2011

Ökodesign – Richtlinie 2009/125/EG

☐ Verordnung (EG) Nr. 1275/2008 ☐ Verordnung (EG) Nr. 642/2009	☐ Verordnung (EG) Nr. 278/2009 ☐ Verordnung (EU) Nr. 617/2013

RoHS – Richtlinie 2011/65/EU

CE Kennzeichen

Gerätekategorie 1

Ver. 160217

CE0560 (EU Konformitätszeichen)

Unterschrift	**Taipei, Taiwan** Ort
Jerry Shen Name	**9/9/2016** Datum
CEO Position	**2016** Jahr der Kennzeichenvergabe

UE Declaración de Conformidad

Nosotros, los abajo firmantes,

Fabricante:	ASUSTeK COMPUTER INC.
Dirección:	4F, No. 150, LI-TE RD., PEITOU, TAIPEI 112, TAIWAN
Representante autorizado en Europa:	ASUS COMPUTER GmbH
Dirección, Ciudad:	HARKORT STR. 21-23, 40880 RATINGEN
País:	GERMANY

Declaramos el siguiente producto:

Nombre del aparato :	**ASUS Phone**
Nombre del modelo :	**ASUS_X00BD**

El objeto de la declaración descrita anteriormente se conforma con la legislación de armonización pertinente de la Unión:

☑ **EMC Directiva 2004/108/CE (hasta el 19 de abril, 2016) y Directiva 2014/30/UE (desde el 20 de abril, 2016)**

☑ EN 55022:2010+AC:2011	☑ EN 55024:2010
☑ EN 55032:2012+AC:2013	☑ EN 61000-3-2:2014
	☑ EN 61000-3-3:2013

☑ **GETTE – Directiva 1999/5/CE**

☑ EN 300 328 V1.8.1(2015-03)	☑ EN 301 489-1 V1.9.2(2011-09)
☑ EN 300 330-2 V1.1.1(2010-02)	☑ EN 301 489-3 V1.6.1(2013-08)
☑ EN 300 330 V2.1.1(2016-03)	☑ EN 301 489-7 V1.3.1(2005-11)
☑ EN 300 440-1 V1.6.1(2010-08)	☑ EN 301 489-17 V2.2.1(2012-09)
☑ EN 300 440-2 V1.4.1(2010-08)	☑ EN 301 489-24 V1.5.1(2010-10)
☑ EN 300 220-2 V3.1.1(2016-02)	☑ EN 301 893 V1.7.1(2012-06)
☑ EN 300 328-1 V1.1.3(2010-02)	☑ EN 302 291-2 V1.1.1(2005-07)
☑ EN 301 908-2 V7.1.1(2016-12)	☑ EN 50360:2001/A1:2012
☑ EN 301 908-13 V11.1.1(2016-12)	☑ EN 50566:2013/AC:2014
☑ EN 301 893 V1.8.1(2015-03)	☑ EN 62209-1:2006
☑ EN 62479:2010	☑ EN 62209-2:2010
☑ EN 62311:2008	

☑ **LVD Directiva 2006/95/CE (hasta el 19 de abril, 2016) y Directiva 2014/35/UE (desde el 20 de abril, 2016)**

☑ EN 60950-1: 2006 / A12: 2011	☑ EN 60950-22:2006 / A12: 2011
☑ EN 60950-1: 2006 / A2: 2013	

☑ **Diseño Ecológico – Directiva 2009/125/CE**

☐ Regulación (EC) No. 1275/2008	☑ Regulación (EC) No. 278/2009
☐ Regulación (EC) No. 642/2009	☑ Regulación (EC) No. 617/2013

Ver. 160217

☑ **RoHS – Directiva 2011/65/UE**

☑ **Marcado CE**

☑ **Clase de equipo 1**

CE0560

(marcado CE de conformidad)

Firma	**Taipei, Taiwan** Lugar de emisión
Jerry Shen Nombre impreso	**9/9/2016** Fecha de emisión
CEO Posición	**2016** Año en que se colocó el marcado CE por primera vez

DECLARATION UE DE CONFORMITE

Nous, soussignés

Fabricant:	ASUSTeK COMPUTER INC.
Adresse:	4F, No. 150, LI-TE RD., PEITOU, TAIPEI 112, TAIWAN
Représentant autorisé en Europe:	ASUS COMPUTER GmbH
Adresse, ville:	HARKORT STR. 21-23, 40880 RATINGEN
Pays:	GERMANY

Déclarons l'appareil suivant:

Nom du produit :	**ASUS Phone**
Nom du modèle :	**ASUS_X00BD**

L'objet de la déclaration décrit ci-dessus est conforme avec la législation d'harmonisation de l'Union applicable

☑ **Directive CEM 2004/108/CE (jusqu'au 19 avril 2016) et la directive 2014/30/UE (à partir du 20 avril 2016)**

☑ EN 55022:2010+AC:2011	☑ EN 55024:2010
☑ EN 55032:2012+AC:2013	☑ EN 61000-3-2:2014
	☑ EN 61000-3-3:2013

☑ **Directive RATTE 1999/5/CE**

☑ EN 300 328 V1.8.1(2015-03)	☑ EN 301 489-1 V1.9.2(2011-09)
☑ EN 300 330-2 V1.1.1(2010-02)	☑ EN 301 489-3 V1.6.1(2013-08)
☑ EN 300 330-2 V1.5.1(2016-03)	☑ EN 301 489-7 V1.3.1(2005-11)
☑ EN 300 440-1 V1.6.1(2010-08)	☑ EN 301 489-17 V2.2.1(2012-09)
☑ EN 300 440-2 V1.4.1(2010-08)	☑ EN 301 489-24 V1.5.1(2010-10)
☑ EN 300 220-2 V3.1.1(2016-02)	☑ EN 301 893 V1.7.1(2012-06)
☑ EN 301 908-1 V7.1.1(2016-02)	☑ EN 302 291-2 V1.1.1(2005-07)
☑ EN 301 908-2 V7.1.1(2016-12)	☑ EN 50360:2001/A1:2012
☑ EN 301 908-13 V11.1.1(2016-12)	☑ EN 50566:2013/AC:2014
☑ EN 301 893 V1.8.1(2015-03)	☑ EN 62209-1:2006
☑ EN 62479:2010	☑ EN 62209-2:2010
☑ EN 62311:2008	

☑ **Directive LVD 2006/95/CE (jusqu'au 19 avril 2016) et la directive 2014/35/UE (à partir du 20 avril 2016)**

☑ EN 60950-1: 2006 / A12: 2011	☑ EN 60950-22:2006 / A12: 2011
☑ EN 60950-1: 2006 / A2: 2013	

☑ **Directive écoconception 2009/125/CE**

☐ Regulation (CE) No. 1275/2008	☑ Regulation (CE) No. 278/2009
☐ Regulation (CE) No. 642/2009	☑ Regulation (CE) No. 617/2013

Ver. 160217

☑ **Directive RoHS 2011/65/UE**

☑ **Marquage CE**

☑ **Equipement de classe 1**

CE0560

(Marquage UE de conformité)

Signature	**Taipei, Taiwan** Lieu de délivrance
Jerry Shen Nom en caractères d'imprimerie	**9/9/2016** Date d'Emission
CEO Position	**2016** Année où commence l'apposition du marquage CE

Declaração CE de Conformidade

Nós, os abaixo-assinados,

Fabricante:	ASUSTeK COMPUTER INC.
Endereço:	4F, No. 150, LI TE Rd., PEITOU, TAIPEI 112, TAIWAN
Representante autorizado na Europa:	ASUS COMPUTER GmbH
Endereço, cidade:	HARKORT STR. 21-23, 40880 RATINGEN
País:	GERMANY

declaramos o seguinte aparelho:

Nome do produto:	**ASUS Phone**
Nome do modelo:	**ASUS_X00BD**

O objeto da declaração acima descrito está em conformidade com a legislação de harmonização da União aplicável:

EMC Diretiva 2004/108/CE (até 19 de abril de 2016) e Diretiva 2014/30/UE (a partir de 20 de abril de 2016)

☐ EN 55022:2010/AC:2011 ☑ EN 55032:2012/AC:2013	☑ EN 55024:2010 ☑ EN 61000-3-2:2014 ☑ EN 61000-3-3:2014

R&TTE – Diretiva 1999/5/CE

☑ EN 300 328 V1.8.1(2015-03) ☑ EN 300 330-2 V1.1.1(2010-02) ☑ EN 300 328 V1.7.1(2006-10) ☑ EN 300 440-1 V1.6.1(2010-08) ☑ EN 300 440-2 V1.4.1(2010-08) ☑ EN 301 511 V9.0.2(2003-03) ☑ EN 301 908-1 V7.1.1(2016-12) ☑ EN 301 908-2 V7.1.1(2016-12) ☑ EN 301 908-13 V7.1.1(2016-12) ☑ EN 301 893 V1.8.1(2015-12) ☑ EN 62479:2010 ☑ EN 62311:2008	☑ EN 301 489-1 V1.9.2(2011-09) ☑ EN 301 489-3 V1.6.1(2013-08) ☑ EN 301 489-7 V1.3.1(2005-11) ☑ EN 301 489-17 V2.2.1(2012-09) ☑ EN 301 489-24 V1.5.1(2010-10) ☑ EN 302 291-1 V1.1.1(2005-07) ☑ EN 302 291-2 V1.1.1(2005-07) ☑ EN 50360:2001/A1:2012 ☑ EN 50566:2013/AC:2014 ☑ EN 62209-1:2006 ☑ EN 62209-2:2010

LVD Diretiva 2006/95/CE (até 19 de abril de 2016) and Diretiva 2014/35/UE (a partir de 20 de abril de 2016)

☑ EN 60950-1 :2006 / A12: 2011 ☑ EN 60950-1 :2006 / A2: 2013	☑ EN 60950:2002 / A12: 2011

Ecodesign – Diretiva 2009/125/CE

☐ Regulação (EC) No. 1275/2008 ☐ Regulação (EC) No. 642/2009	☑ Regulação (EC) No. 278/2009 ☑ Regulação (EU) No. 617/2013

RoHS – Diretiva 2011/65/UE Ver. 160217

Marcação CE

Classe de equipamento 1

CE0560

(Marcação CE de conformidade)

Assinatura	**Taipei, Taiwan** Local de emissão
Jerry Shen Nome impresso	**9/9/2016** Data de emissão
CEO Posição	**2016** Ano marcação CE foi aposta por primeira vez

Declarație de conformitate UE

Subsemnatul,

Producător :	ASUSTeK COMPUTER INC.
Adresă:	4F, No. 150, LI TE Rd., PEITOU, TAIPEI 112, TAIWAN
Reprezentant autorizat în Europa:	ASUS COMPUTER GmbH
Adresa, Oraş:	HARKORT STR. 21-23, 40880 RATINGEN
Ţară:	GERMANIA

declară următorul aparat:

Nume Produs :	**ASUS Phone**
Nume Model :	**ASUS_X00BD**

Obiectul declarației descris mai sus este în conformitate cu legislația relevantă de armonizare a Uniunii :

EMC – Directiva 2004/108/CE (până la 19 Aprilie 2016) și Directiva 2014/30/UE (după 20 Aprilie 2016)

☐ EN 55022:2010/AC:2011 ☑ EN 55032:2012/AC:2013	☑ EN 55024:2010 ☑ EN 61000-3-2:2014 ☑ EN 61000-3-3:2014

R&TTE – Directiva 1999/5/CE

☑ EN 300 328 V1.8.1(2015-03) ☑ EN 300 330-2 V1.1.1(2010-02) ☑ EN 300 328 V1.7.1(2006-10) ☑ EN 300 440-1 V1.6.1(2010-08) ☑ EN 300 440-2 V1.4.1(2010-08) ☑ EN 301 511 V9.0.2(2003-03) ☑ EN 301 908-1 V7.1.1(2016-12) ☑ EN 301 908-2 V7.1.1(2016-12) ☑ EN 301 908-13 V7.1.1(2016-12) ☑ EN 301 893 V1.8.1(2015-03) ☑ EN 62479:2010 ☑ EN 62311:2008	☑ EN 301 489-1 V1.9.2(2011-09) ☑ EN 301 489-3 V1.6.1(2013-08) ☑ EN 301 489-7 V1.3.1(2005-11) ☑ EN 301 489-17 V2.2.1(2012-09) ☑ EN 301 489-24 V1.5.1(2010-10) ☑ EN 302 291-1 V1.1.1(2005-07) ☑ EN 302 291-2 V1.1.1(2005-07) ☑ EN 50360:2001/A1:2012 ☑ EN 50566:2013/AC:2014 ☑ EN 62209-1:2006 ☑ EN 62209-2:2010

LVD – Directiva 2006/95/CE (până la 19 Aprilie 2016) și Directiva 2014/35/UE (după 20 Aprilie 2016)

☑ EN 60950-1 :2006 / A12: 2011 ☑ EN 60950-1 :2006 / A2: 2013	☑ EN 60950:2002 / A12: 2011

Ecodesign – Directiva 2009/125/CE

☐ Regulament (EC) No. 1275/2008 ☐ Regulament (EC) No. 642/2009	☑ Regulament (EC) No. 278/2009 ☑ Regulament (EU) No. 617/2013

RoHS – Directiva 2011/65/UE Ver. 160217

Marcajul CE

Echipament Clasa 1

CE0560

(Marcaj de conformitate UE)

Semnătură	**Taipei, Taiwan** Locul emiterii
Jerry Shen Nume	**9/9/2016** Date emiterii
CEO Funcție	**2016** Anul în care Marcajul CE a fost aplicat pentru prima dată

EU Uygunluk Beyanı

Biz, bu imza altındakiler

Üretici:	ASUSTeK COMPUTER INC.
Adres:	4F, No. 150, LI-TE RD., PEITOU, TAIPEI 112, TAIWAN
Avrupa'daki Yetkili:	ASUS COMPUTER GmbH
Adres, Şehir:	HARKORT STR. 21-22, 40880 RATINGEN
Ülke:	ALMANYA

Aşağıdaki ürünleri beyan ediyoruz :

Ürün adı :	**ASUS Phone**
Model adı :	**ASUS_X00BD**

Yukarıda belirtilen beyanın konusu bütün yasalarına göre uygundur:

☑ EMC – Direktif 2004/108/EC 15 Nisan 2016'ya kadar ve Direktif 2014/30/EU 20 Nisan 2016

☑ EN 55022:2010+AC:2011	☑ EN 55024:2010
☑ EN 55032:2012+AC:2013	☑ EN 61000-3-2:2012
	☑ EN 61000-3-3:2014

☑ R&TTE – Direktif 1999/5/EC

☑ EN 301 328 V1.8.1(2015-03)	☑ EN 301 489-1 V1.8.1(2015-03)
☑ EN 300 330-1 V1.6.1(2010-02)	☑ EN 301 489-3 V1.6.1(2013-08)
☑ EN 300 330-2 V1.5.1(2010-02)	☑ EN 301 489-4 V1.4.1(2009-05)
☑ EN 300 440-1 V1.6.1(2010-08)	☑ EN 301 489-7 V1.3.1(2013-08)
☑ EN 300 440-2 V1.4.1(2010-08)	☑ EN 301 489-24 V1.8.1(2010-10)
☑ EN 301 511 V12.1.1(2015-06)	☑ EN 302 291-1 V1.1.1(2005-07)
☑ EN 301 908-1 V7.1.1(2015-03)	☑ EN 302 291-2 V1.1.1(2005-07)
☑ EN 301 908-2 V7.1.1(2015-03)	☑ EN 50360:2001/A1:2012
☑ EN 301 908-13 V7.1.1(2015-12)	☑ EN 50566:2013/AC:2014
☑ EN 301 893 V1.8.1(2015-03)	☑ EN 62209-1:2006
☑ EN 300 328 V1.9	☑ EN 62209-2:2010
☑ EN 62311:2008	

☑ LVD – Direktif 2006/95/15 Nisan 2016'ya kadar ve Direktif 2014/35/EU 20 Nisan 2016

☑ EN 60950-1: 2006 / A2: 2013	☐ EN 60950:2002 / A12: 2011
☑ EN 60950-1: 2006 / A2: 2013	

☑ Ecodesign – Direktif 2009/125/EC

☑ Regulation (EC) No. 1275/2008	☑ Regulation (EC) No. 278/2009
☑ Regulation (EC) No. 642/2009	☑ Regulation (EC) No. 617/2013

☑ RoHS – Direktif 2011/65/EU Ver. 160217

☑ CE İşareti

☑ Ekipman Sınıfı 1

CE0560

(EU uygunluk işareti)

İmza	**Taipei, Taiwan** Sürüm yeri
Jerry Shen Basılı Ad	**9/9/2016** Sürüm tarihi
CEO Pozisyonu	**2016** CE işaretinin ilk eklendiği yıl

ASUS

Address: 4F, No.150 Li-Te Rd., Peitou, Taipei, Taiwan

Tel: 886228943447

Fax: 886228907698

Declaration

We declare that the IMEI codes for this product, **ASUS Phone**, are unique to each unit and only assigned to this model. The IMEI of each unit is factory set and cannot be altered by the user and that it complies with the relevant IMEI integrity related requirements expressed in the GSM standards.

Should you have any questions or comments regarding this matter, please contact us.

Sincerely yours,

ASUSTeK COMPUTER INC.

Tel: 886228943447

Fax: 886228907698

Support: http://vip.asus.com/eservice/techserv.aspx

Copyright © 2016 ASUSTeK COMPUTER INC.

All Rights Reserved.

You acknowledge that all rights of this Manual remain with ASUS. Any and all rights, including without limitation, in the Manual or website, and shall remain the exclusive property of ASUS and/or its licensors. Nothing in this Manual intends to transfer any such rights, or to vest any such rights to you.

ASUS PROVIDES THIS MANUAL “AS IS” WITHOUT WARRANTY OF ANY KIND. SPECIFICATIONS AND INFORMATION CONTAINED IN THIS MANUAL ARE FURNISHED FOR INFORMATIONAL USE ONLY, AND ARE SUBJECT TO CHANGE AT ANY TIME WITHOUT NOTICE, AND SHOULD NOT BE CONSTRUED AS A COMMITMENT BY ASUS.

ZenTalk Fans Forum (http://www.asus.com/zentalk/global_forward.php)