LTE Band 38 / 5MHz

Lowest Channel / QPSK

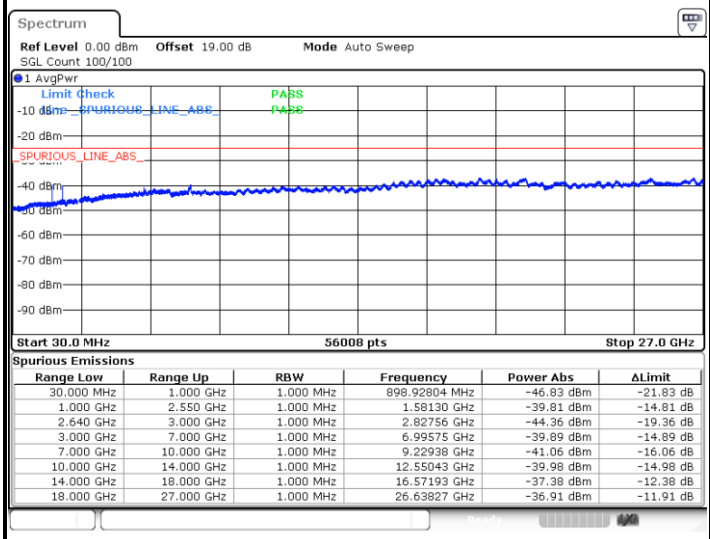

Spurious Emissions

Range Low	Range Up	RBW	Frequency	Power Abs	ΔLimit
30.000 MHz	1.000 GHz	1.000 MHz	898.92804 MHz	-46.83 dBm	-21.83 dB
1.000 GHz	2.550 GHz	1.000 MHz	1.58130 GHz	-39.81 dBm	-14.81 dB
2.640 GHz	3.000 GHz	1.000 MHz	2.82756 GHz	-44.36 dBm	-19.36 dB
3.000 GHz	7.000 GHz	1.000 MHz	6.99575 GHz	-39.89 dBm	-14.89 dB
7.000 GHz	10.000 GHz	1.000 MHz	9.22938 GHz	-41.06 dBm	-16.06 dB
10.000 GHz	14.000 GHz	1.000 MHz	12.55043 GHz	-39.98 dBm	-14.98 dB
14.000 GHz	18.000 GHz	1.000 MHz	16.57193 GHz	-37.38 dBm	-12.38 dB
18.000 GHz	27.000 GHz	1.000 MHz	26.63827 GHz	-36.91 dBm	-11.91 dB

Date: 7.AUG.2017 10:26:42

Lowest Channel / 16QAM

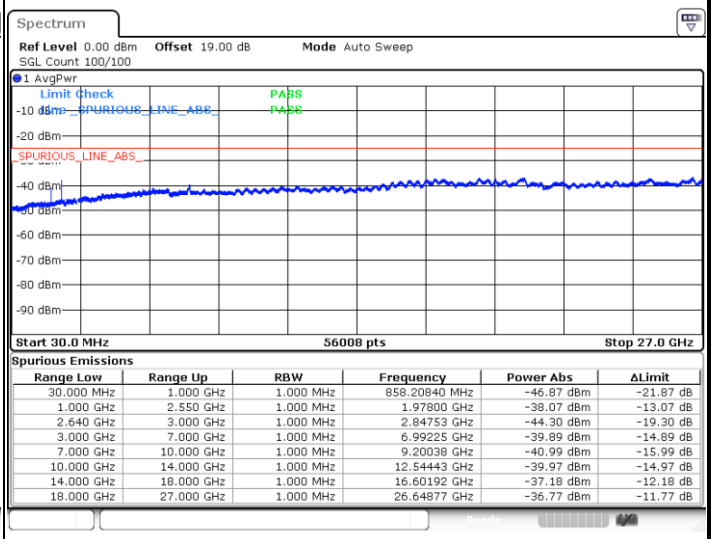

Spurious Emissions

Range Low	Range Up	RBW	Frequency	Power Abs	ΔLimit
30.000 MHz	1.000 GHz	1.000 MHz	858.20840 MHz	-46.87 dBm	-21.87 dB
1.000 GHz	2.550 GHz	1.000 MHz	1.97800 GHz	-38.07 dBm	-13.07 dB
2.640 GHz	3.000 GHz	1.000 MHz	2.84753 GHz	-44.30 dBm	-19.30 dB
3.000 GHz	7.000 GHz	1.000 MHz	6.99225 GHz	-39.89 dBm	-14.89 dB
7.000 GHz	10.000 GHz	1.000 MHz	9.20038 GHz	-40.99 dBm	-15.99 dB
10.000 GHz	14.000 GHz	1.000 MHz	12.54443 GHz	-39.97 dBm	-14.97 dB
14.000 GHz	18.000 GHz	1.000 MHz	16.60192 GHz	-37.18 dBm	-12.18 dB
18.000 GHz	27.000 GHz	1.000 MHz	26.64877 GHz	-36.77 dBm	-11.77 dB

Date: 7.AUG.2017 10:27:38

Middle Channel / QPSK

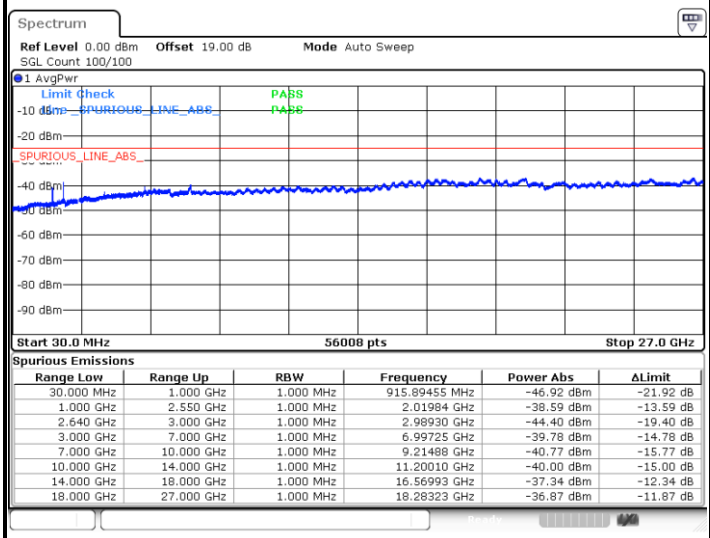

Spurious Emissions

Range Low	Range Up	RBW	Frequency	Power Abs	ΔLimit
30.000 MHz	1.000 GHz	1.000 MHz	915.89455 MHz	-46.92 dBm	-21.92 dB
1.000 GHz	2.550 GHz	1.000 MHz	2.01984 GHz	-38.59 dBm	-13.59 dB
2.640 GHz	3.000 GHz	1.000 MHz	2.98930 GHz	-44.40 dBm	-19.40 dB
3.000 GHz	7.000 GHz	1.000 MHz	6.99725 GHz	-39.78 dBm	-14.78 dB
7.000 GHz	10.000 GHz	1.000 MHz	9.21488 GHz	-40.77 dBm	-15.77 dB
10.000 GHz	14.000 GHz	1.000 MHz	11.20010 GHz	-40.00 dBm	-15.00 dB
14.000 GHz	18.000 GHz	1.000 MHz	16.56993 GHz	-37.34 dBm	-12.34 dB
18.000 GHz	27.000 GHz	1.000 MHz	18.28323 GHz	-36.87 dBm	-11.87 dB

Date: 7.AUG.2017 10:28:34

Middle Channel / 16QAM

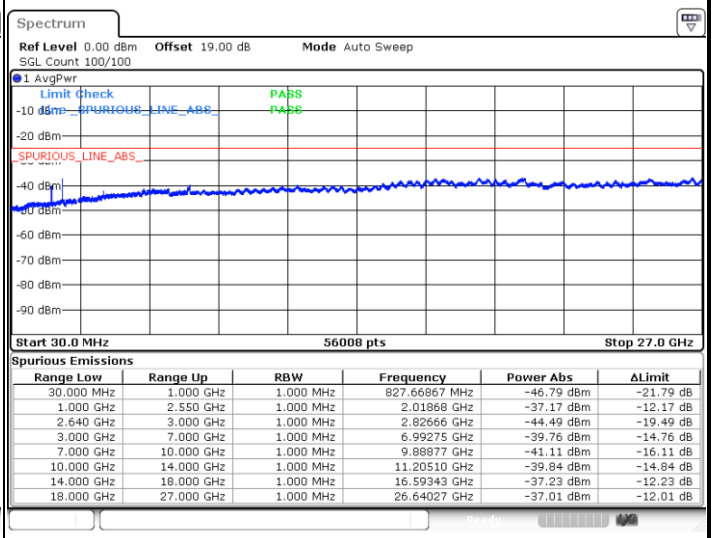

Spurious Emissions

Range Low	Range Up	RBW	Frequency	Power Abs	ΔLimit
30.000 MHz	1.000 GHz	1.000 MHz	827.66867 MHz	-46.79 dBm	-21.79 dB
1.000 GHz	2.550 GHz	1.000 MHz	2.01868 GHz	-37.17 dBm	-12.17 dB
2.640 GHz	3.000 GHz	1.000 MHz	2.82666 GHz	-44.49 dBm	-19.49 dB
3.000 GHz	7.000 GHz	1.000 MHz	6.99275 GHz	-39.76 dBm	-14.76 dB
7.000 GHz	10.000 GHz	1.000 MHz	9.88877 GHz	-41.11 dBm	-16.11 dB
10.000 GHz	14.000 GHz	1.000 MHz	11.20510 GHz	-39.84 dBm	-14.84 dB
14.000 GHz	18.000 GHz	1.000 MHz	16.59343 GHz	-37.23 dBm	-12.23 dB
18.000 GHz	27.000 GHz	1.000 MHz	26.64027 GHz	-37.01 dBm	-12.01 dB

Date: 7.AUG.2017 10:29:30

LTE Band 38 / 5MHz

Highest Channel / QPSK

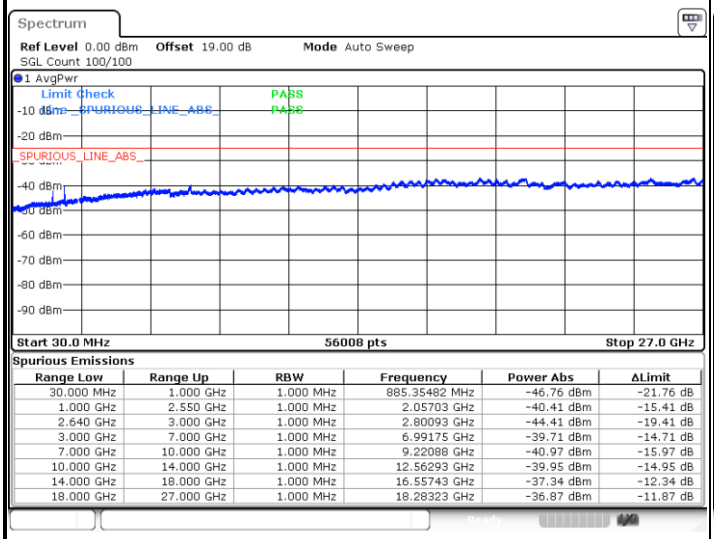

Spurious Emissions

Range Low	Range Up	RBW	Frequency	Power Abs	ΔLimit
30.000 MHz	1.000 GHz	1.000 MHz	885.35482 MHz	-46.76 dBm	-21.76 dB
1.000 GHz	2.550 GHz	1.000 MHz	2.05703 GHz	-40.41 dBm	-15.41 dB
2.640 GHz	3.000 GHz	1.000 MHz	2.80093 GHz	-44.41 dBm	-19.41 dB
3.000 GHz	7.000 GHz	1.000 MHz	6.99175 GHz	-39.71 dBm	-14.71 dB
7.000 GHz	10.000 GHz	1.000 MHz	9.22088 GHz	-40.97 dBm	-15.97 dB
10.000 GHz	14.000 GHz	1.000 MHz	12.56293 GHz	-39.95 dBm	-14.95 dB
14.000 GHz	18.000 GHz	1.000 MHz	16.55743 GHz	-37.34 dBm	-12.34 dB
18.000 GHz	27.000 GHz	1.000 MHz	18.28323 GHz	-36.87 dBm	-11.87 dB

Date: 7.AUG.2017 10:35:07

Highest Channel / 16QAM

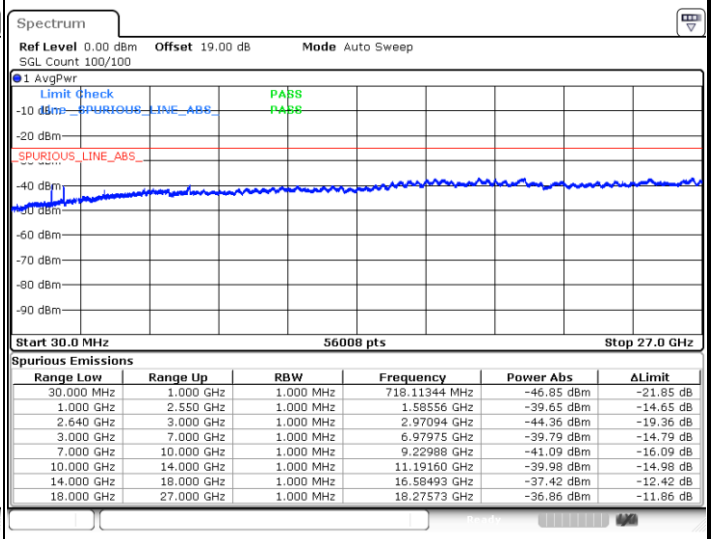

Spurious Emissions

Range Low	Range Up	RBW	Frequency	Power Abs	ΔLimit
30.000 MHz	1.000 GHz	1.000 MHz	718.11344 MHz	-46.85 dBm	-21.85 dB
1.000 GHz	2.550 GHz	1.000 MHz	1.58556 GHz	-39.65 dBm	-14.65 dB
2.640 GHz	3.000 GHz	1.000 MHz	2.97094 GHz	-44.36 dBm	-19.36 dB
3.000 GHz	7.000 GHz	1.000 MHz	6.97975 GHz	-39.79 dBm	-14.79 dB
7.000 GHz	10.000 GHz	1.000 MHz	9.22988 GHz	-41.09 dBm	-16.09 dB
10.000 GHz	14.000 GHz	1.000 MHz	11.19160 GHz	-39.98 dBm	-14.98 dB
14.000 GHz	18.000 GHz	1.000 MHz	16.58493 GHz	-37.42 dBm	-12.42 dB
18.000 GHz	27.000 GHz	1.000 MHz	18.27573 GHz	-36.86 dBm	-11.86 dB

Date: 7.AUG.2017 10:36:03

LTE Band 38 / 10MHz

Lowest Channel / QPSK

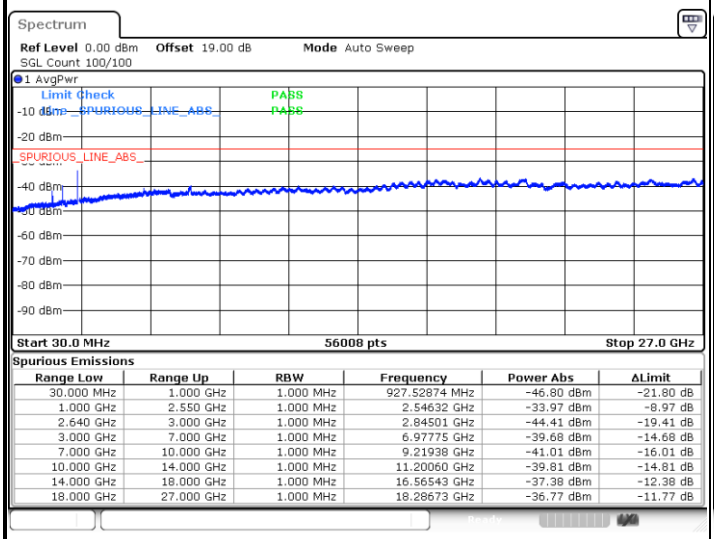

Spurious Emissions

Range Low	Range Up	RBW	Frequency	Power Abs	ΔLimit
30.000 MHz	1.000 GHz	1.000 MHz	927.52874 MHz	-46.80 dBm	-21.80 dB
1.000 GHz	2.550 GHz	1.000 MHz	2.54632 GHz	-33.97 dBm	-8.97 dB
2.640 GHz	3.000 GHz	1.000 MHz	2.84501 GHz	-44.41 dBm	-19.41 dB
3.000 GHz	7.000 GHz	1.000 MHz	6.97775 GHz	-39.68 dBm	-14.68 dB
7.000 GHz	10.000 GHz	1.000 MHz	9.21938 GHz	-41.01 dBm	-16.01 dB
10.000 GHz	14.000 GHz	1.000 MHz	11.20060 GHz	-39.81 dBm	-14.81 dB
14.000 GHz	18.000 GHz	1.000 MHz	16.56543 GHz	-37.38 dBm	-12.38 dB
18.000 GHz	27.000 GHz	1.000 MHz	18.28673 GHz	-36.77 dBm	-11.77 dB

Date: 7.AUG.2017 10:41:39

Lowest Channel / 16QAM

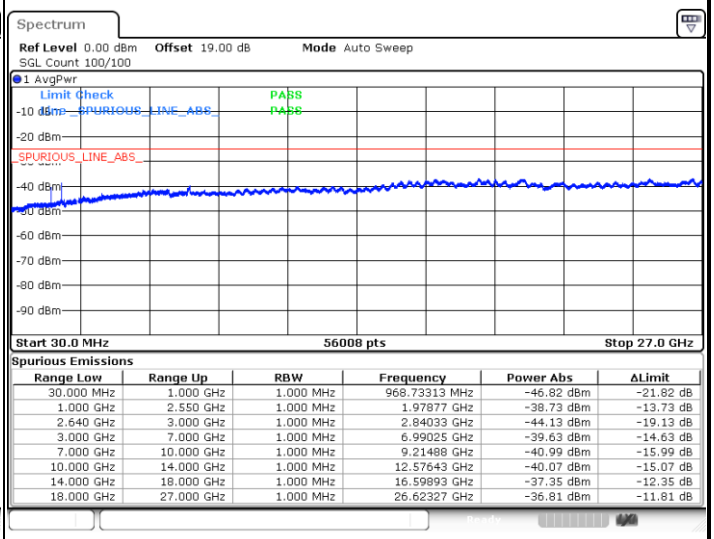

Spurious Emissions

Range Low	Range Up	RBW	Frequency	Power Abs	ΔLimit
30.000 MHz	1.000 GHz	1.000 MHz	968.73313 MHz	-46.82 dBm	-21.82 dB
1.000 GHz	2.550 GHz	1.000 MHz	1.97877 GHz	-38.73 dBm	-13.73 dB
2.640 GHz	3.000 GHz	1.000 MHz	2.84033 GHz	-44.13 dBm	-19.13 dB
3.000 GHz	7.000 GHz	1.000 MHz	6.99025 GHz	-39.63 dBm	-14.63 dB
7.000 GHz	10.000 GHz	1.000 MHz	9.21488 GHz	-40.99 dBm	-15.99 dB
10.000 GHz	14.000 GHz	1.000 MHz	12.57643 GHz	-40.07 dBm	-15.07 dB
14.000 GHz	18.000 GHz	1.000 MHz	16.59893 GHz	-37.35 dBm	-12.35 dB
18.000 GHz	27.000 GHz	1.000 MHz	26.62327 GHz	-36.81 dBm	-11.81 dB

Date: 7.AUG.2017 10:42:35

LTE Band 38 / 10MHz

Middle Channel / QPSK

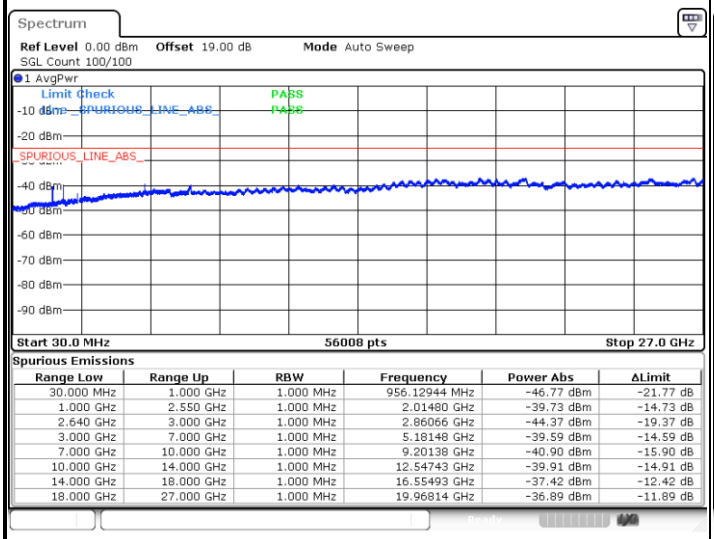

Spurious Emissions

Range Low	Range Up	RBW	Frequency	Power Abs	ΔLimit
30.000 MHz	1.000 GHz	1.000 MHz	956.12944 MHz	-46.77 dBm	-21.77 dB
1.000 GHz	2.550 GHz	1.000 MHz	2.01480 GHz	-39.73 dBm	-14.73 dB
2.640 GHz	3.000 GHz	1.000 MHz	2.86066 GHz	-44.37 dBm	-19.37 dB
3.000 GHz	7.000 GHz	1.000 MHz	5.18148 GHz	-39.59 dBm	-14.59 dB
7.000 GHz	10.000 GHz	1.000 MHz	9.20138 GHz	-40.90 dBm	-15.90 dB
10.000 GHz	14.000 GHz	1.000 MHz	12.54743 GHz	-39.91 dBm	-14.91 dB
14.000 GHz	18.000 GHz	1.000 MHz	16.55493 GHz	-37.42 dBm	-12.42 dB
18.000 GHz	27.000 GHz	1.000 MHz	19.96814 GHz	-36.89 dBm	-11.89 dB

Date: 7.AUG.2017 10:43:31

Middle Channel / 16QAM

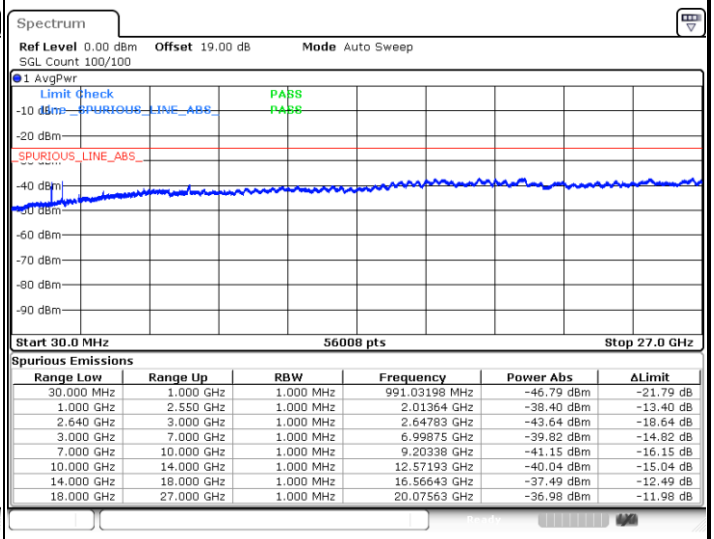

Spurious Emissions

Range Low	Range Up	RBW	Frequency	Power Abs	ΔLimit
30.000 MHz	1.000 GHz	1.000 MHz	991.03198 MHz	-46.79 dBm	-21.79 dB
1.000 GHz	2.550 GHz	1.000 MHz	2.01364 GHz	-38.40 dBm	-13.40 dB
2.640 GHz	3.000 GHz	1.000 MHz	2.64783 GHz	-43.64 dBm	-18.64 dB
3.000 GHz	7.000 GHz	1.000 MHz	6.99875 GHz	-39.82 dBm	-14.82 dB
7.000 GHz	10.000 GHz	1.000 MHz	9.20338 GHz	-41.15 dBm	-16.15 dB
10.000 GHz	14.000 GHz	1.000 MHz	12.57193 GHz	-40.04 dBm	-15.04 dB
14.000 GHz	18.000 GHz	1.000 MHz	16.56643 GHz	-37.49 dBm	-12.49 dB
18.000 GHz	27.000 GHz	1.000 MHz	20.07563 GHz	-36.98 dBm	-11.98 dB

Date: 7.AUG.2017 10:44:27

Highest Channel / QPSK

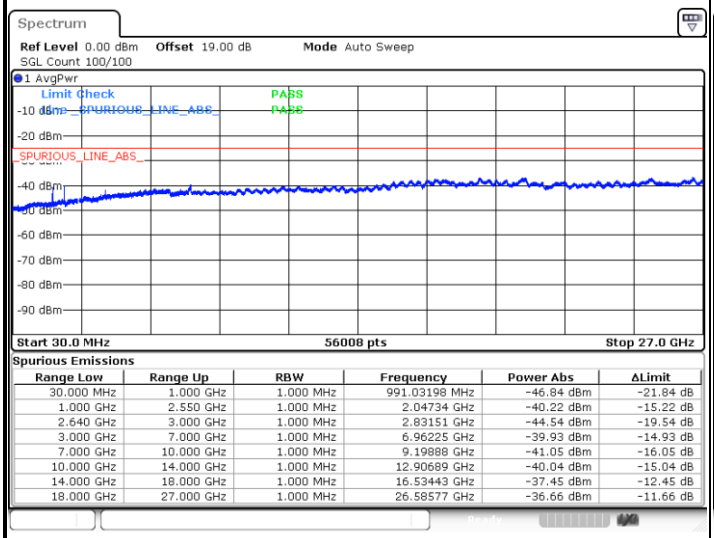

Spurious Emissions

Range Low	Range Up	RBW	Frequency	Power Abs	ΔLimit
30.000 MHz	1.000 GHz	1.000 MHz	991.03198 MHz	-46.84 dBm	-21.84 dB
1.000 GHz	2.550 GHz	1.000 MHz	2.04734 GHz	-40.22 dBm	-15.22 dB
2.640 GHz	3.000 GHz	1.000 MHz	2.83151 GHz	-44.54 dBm	-19.54 dB
3.000 GHz	7.000 GHz	1.000 MHz	6.96225 GHz	-39.93 dBm	-14.93 dB
7.000 GHz	10.000 GHz	1.000 MHz	9.19888 GHz	-41.05 dBm	-16.05 dB
10.000 GHz	14.000 GHz	1.000 MHz	12.90689 GHz	-40.04 dBm	-15.04 dB
14.000 GHz	18.000 GHz	1.000 MHz	16.53443 GHz	-37.45 dBm	-12.45 dB
18.000 GHz	27.000 GHz	1.000 MHz	26.58577 GHz	-36.66 dBm	-11.66 dB

Date: 7.AUG.2017 10:50:04

Highest Channel / 16QAM

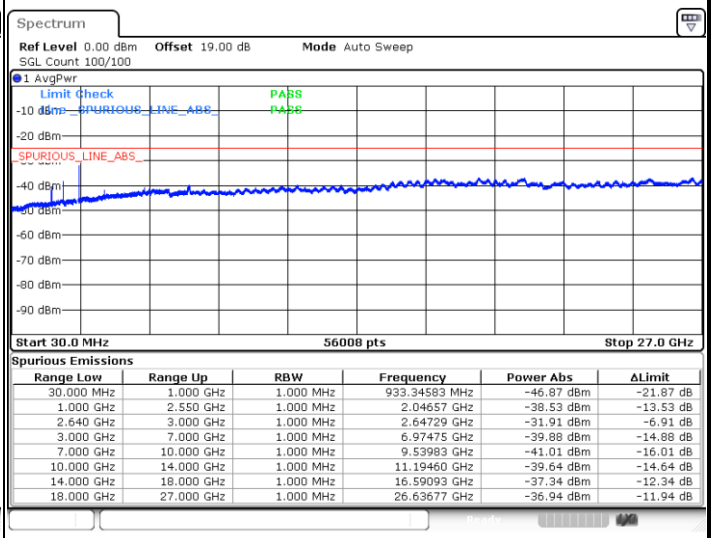

Spurious Emissions

Range Low	Range Up	RBW	Frequency	Power Abs	ΔLimit
30.000 MHz	1.000 GHz	1.000 MHz	933.34583 MHz	-46.87 dBm	-21.87 dB
1.000 GHz	2.550 GHz	1.000 MHz	2.04657 GHz	-38.53 dBm	-13.53 dB
2.640 GHz	3.000 GHz	1.000 MHz	2.64729 GHz	-31.91 dBm	-6.91 dB
3.000 GHz	7.000 GHz	1.000 MHz	6.97475 GHz	-39.88 dBm	-14.88 dB
7.000 GHz	10.000 GHz	1.000 MHz	9.53983 GHz	-41.01 dBm	-16.01 dB
10.000 GHz	14.000 GHz	1.000 MHz	11.19460 GHz	-39.64 dBm	-14.64 dB
14.000 GHz	18.000 GHz	1.000 MHz	16.59093 GHz	-37.34 dBm	-12.34 dB
18.000 GHz	27.000 GHz	1.000 MHz	26.63677 GHz	-36.94 dBm	-11.94 dB

Date: 7.AUG.2017 10:51:00

LTE Band 38 / 15MHz

Lowest Channel / QPSK

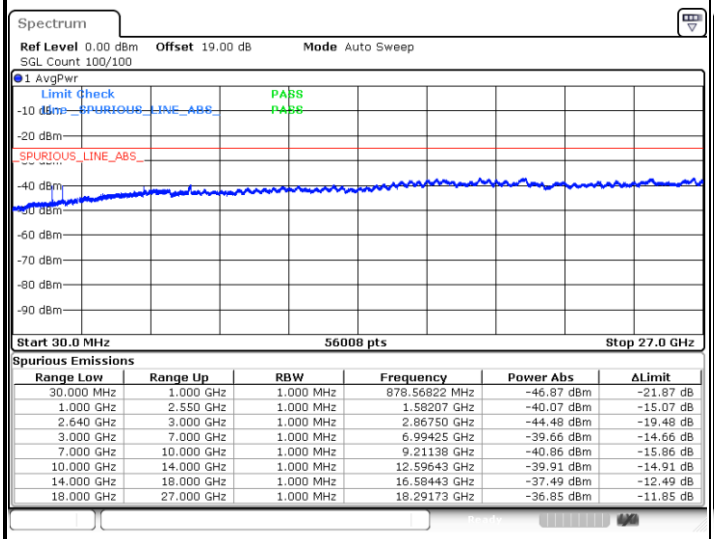

Spurious Emissions

Range Low	Range Up	RBW	Frequency	Power Abs	ΔLimit
30.000 MHz	1.000 GHz	1.000 MHz	878.56822 MHz	-46.87 dBm	-21.87 dB
1.000 GHz	2.550 GHz	1.000 MHz	1.58207 GHz	-40.07 dBm	-15.07 dB
2.640 GHz	3.000 GHz	1.000 MHz	2.86750 GHz	-44.48 dBm	-19.48 dB
3.000 GHz	7.000 GHz	1.000 MHz	6.99425 GHz	-39.66 dBm	-14.66 dB
7.000 GHz	10.000 GHz	1.000 MHz	9.21138 GHz	-40.86 dBm	-15.86 dB
10.000 GHz	14.000 GHz	1.000 MHz	12.59643 GHz	-39.91 dBm	-14.91 dB
14.000 GHz	18.000 GHz	1.000 MHz	16.58443 GHz	-37.49 dBm	-12.49 dB
18.000 GHz	27.000 GHz	1.000 MHz	18.29173 GHz	-36.85 dBm	-11.85 dB

Date: 7.AUG.2017 10:56:36

Lowest Channel / 16QAM

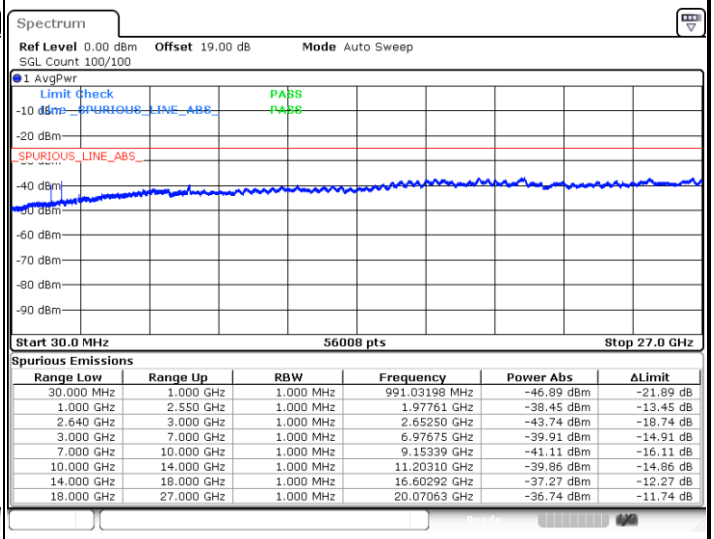

Spurious Emissions

Range Low	Range Up	RBW	Frequency	Power Abs	ΔLimit
30.000 MHz	1.000 GHz	1.000 MHz	991.03198 MHz	-46.89 dBm	-21.89 dB
1.000 GHz	2.550 GHz	1.000 MHz	1.97761 GHz	-38.45 dBm	-13.45 dB
2.640 GHz	3.000 GHz	1.000 MHz	2.65250 GHz	-43.74 dBm	-18.74 dB
3.000 GHz	7.000 GHz	1.000 MHz	6.97675 GHz	-39.91 dBm	-14.91 dB
7.000 GHz	10.000 GHz	1.000 MHz	9.15339 GHz	-41.11 dBm	-16.11 dB
10.000 GHz	14.000 GHz	1.000 MHz	11.20310 GHz	-39.86 dBm	-14.86 dB
14.000 GHz	18.000 GHz	1.000 MHz	16.60292 GHz	-37.27 dBm	-12.27 dB
18.000 GHz	27.000 GHz	1.000 MHz	20.07063 GHz	-36.74 dBm	-11.74 dB

Date: 7.AUG.2017 10:57:32

Middle Channel / QPSK

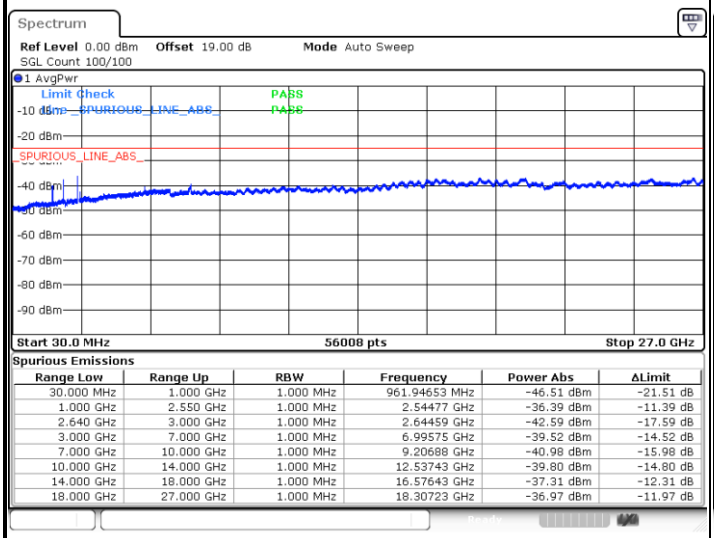

Spurious Emissions

Range Low	Range Up	RBW	Frequency	Power Abs	ΔLimit
30.000 MHz	1.000 GHz	1.000 MHz	961.94653 MHz	-46.51 dBm	-21.51 dB
1.000 GHz	2.550 GHz	1.000 MHz	2.54477 GHz	-36.39 dBm	-11.39 dB
2.640 GHz	3.000 GHz	1.000 MHz	2.64459 GHz	-42.59 dBm	-17.59 dB
3.000 GHz	7.000 GHz	1.000 MHz	6.99575 GHz	-39.52 dBm	-14.52 dB
7.000 GHz	10.000 GHz	1.000 MHz	9.20688 GHz	-40.98 dBm	-15.98 dB
10.000 GHz	14.000 GHz	1.000 MHz	12.53743 GHz	-39.80 dBm	-14.80 dB
14.000 GHz	18.000 GHz	1.000 MHz	16.57643 GHz	-37.31 dBm	-12.31 dB
18.000 GHz	27.000 GHz	1.000 MHz	18.30723 GHz	-36.97 dBm	-11.97 dB

Date: 7.AUG.2017 10:58:29

Middle Channel / 16QAM

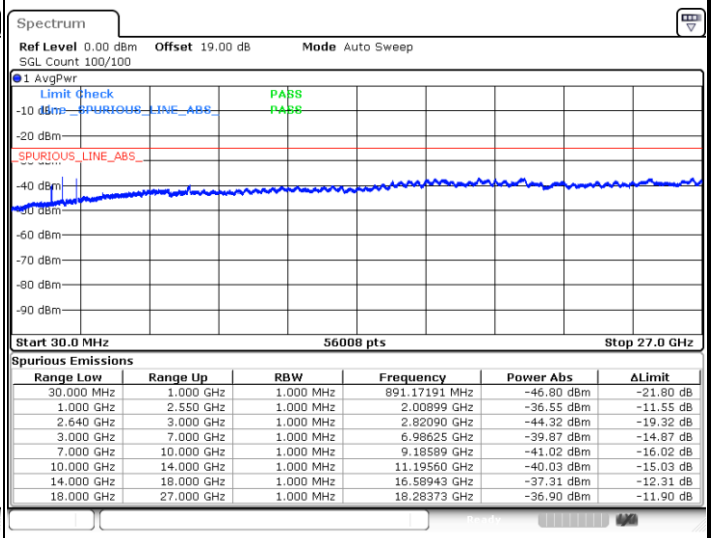

Spurious Emissions

Range Low	Range Up	RBW	Frequency	Power Abs	ΔLimit
30.000 MHz	1.000 GHz	1.000 MHz	891.17191 MHz	-46.80 dBm	-21.80 dB
1.000 GHz	2.550 GHz	1.000 MHz	2.00899 GHz	-36.55 dBm	-11.55 dB
2.640 GHz	3.000 GHz	1.000 MHz	2.82090 GHz	-44.32 dBm	-19.32 dB
3.000 GHz	7.000 GHz	1.000 MHz	6.98625 GHz	-39.87 dBm	-14.87 dB
7.000 GHz	10.000 GHz	1.000 MHz	9.18589 GHz	-41.02 dBm	-16.02 dB
10.000 GHz	14.000 GHz	1.000 MHz	11.19560 GHz	-40.03 dBm	-15.03 dB
14.000 GHz	18.000 GHz	1.000 MHz	16.58943 GHz	-37.31 dBm	-12.31 dB
18.000 GHz	27.000 GHz	1.000 MHz	18.28373 GHz	-36.90 dBm	-11.90 dB

Date: 7.AUG.2017 10:59:25

LTE Band 38 / 15MHz

Highest Channel / QPSK

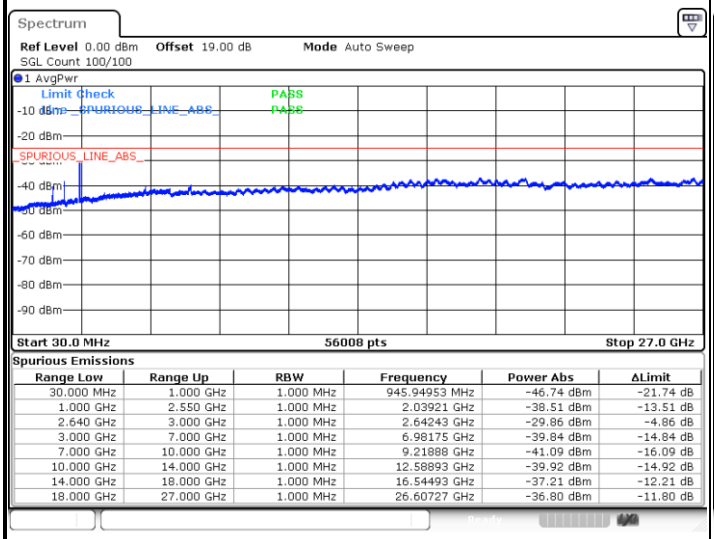

Spurious Emissions

Range Low	Range Up	RBW	Frequency	Power Abs	ΔLimit
30.000 MHz	1.000 GHz	1.000 MHz	945.94953 MHz	-46.74 dBm	-21.74 dB
1.000 GHz	2.550 GHz	1.000 MHz	2.03921 GHz	-38.51 dBm	-13.51 dB
2.640 GHz	3.000 GHz	1.000 MHz	2.64243 GHz	-29.86 dBm	-4.86 dB
3.000 GHz	7.000 GHz	1.000 MHz	6.98175 GHz	-39.84 dBm	-14.84 dB
7.000 GHz	10.000 GHz	1.000 MHz	9.21888 GHz	-41.09 dBm	-16.09 dB
10.000 GHz	14.000 GHz	1.000 MHz	12.58893 GHz	-39.92 dBm	-14.92 dB
14.000 GHz	18.000 GHz	1.000 MHz	16.54493 GHz	-37.21 dBm	-12.21 dB
18.000 GHz	27.000 GHz	1.000 MHz	26.60727 GHz	-36.80 dBm	-11.80 dB

Date: 7.AUG.2017 11:05:01

Highest Channel / 16QAM

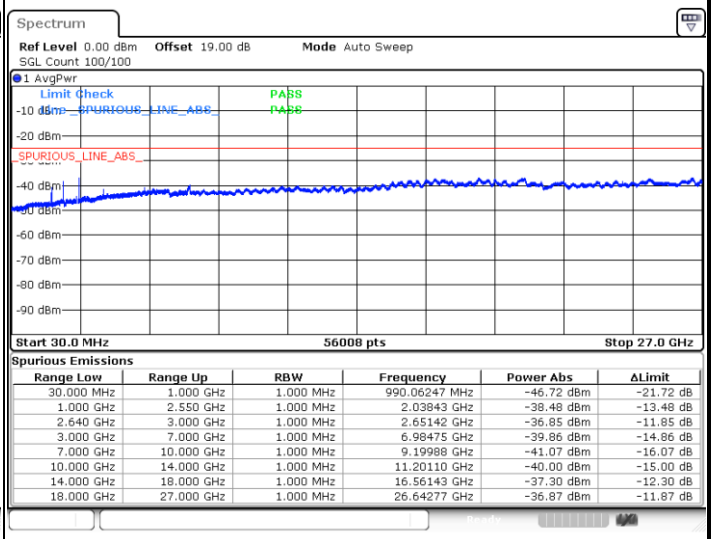

Spurious Emissions

Range Low	Range Up	RBW	Frequency	Power Abs	ΔLimit
30.000 MHz	1.000 GHz	1.000 MHz	990.06247 MHz	-46.72 dBm	-21.72 dB
1.000 GHz	2.550 GHz	1.000 MHz	2.03843 GHz	-38.48 dBm	-13.48 dB
2.640 GHz	3.000 GHz	1.000 MHz	2.65142 GHz	-36.85 dBm	-11.85 dB
3.000 GHz	7.000 GHz	1.000 MHz	6.98475 GHz	-39.86 dBm	-14.86 dB
7.000 GHz	10.000 GHz	1.000 MHz	9.19988 GHz	-41.07 dBm	-16.07 dB
10.000 GHz	14.000 GHz	1.000 MHz	11.20110 GHz	-40.00 dBm	-15.00 dB
14.000 GHz	18.000 GHz	1.000 MHz	16.56143 GHz	-37.30 dBm	-12.30 dB
18.000 GHz	27.000 GHz	1.000 MHz	26.64277 GHz	-36.87 dBm	-11.87 dB

Date: 7.AUG.2017 11:05:58

LTE Band 38 / 20MHz

Lowest Channel / QPSK

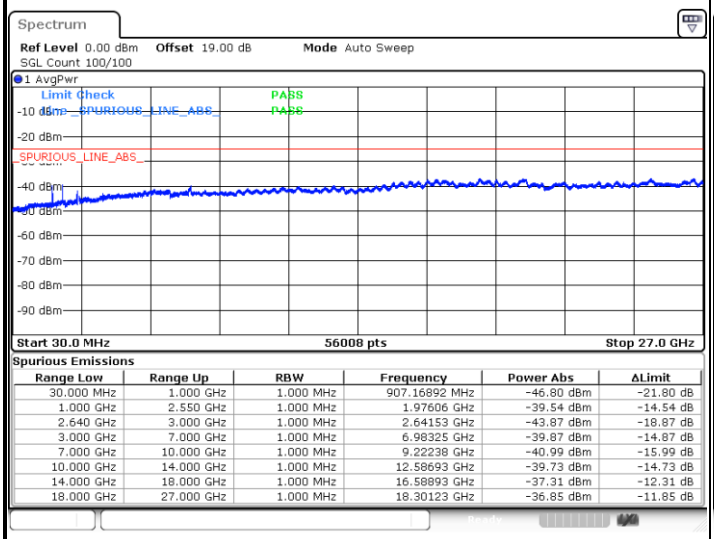

Spurious Emissions

Range Low	Range Up	RBW	Frequency	Power Abs	ΔLimit
30.000 MHz	1.000 GHz	1.000 MHz	907.16892 MHz	-46.80 dBm	-21.80 dB
1.000 GHz	2.550 GHz	1.000 MHz	1.97606 GHz	-39.54 dBm	-14.54 dB
2.640 GHz	3.000 GHz	1.000 MHz	2.64153 GHz	-43.87 dBm	-18.87 dB
3.000 GHz	7.000 GHz	1.000 MHz	6.98325 GHz	-39.87 dBm	-14.87 dB
7.000 GHz	10.000 GHz	1.000 MHz	9.22238 GHz	-40.99 dBm	-15.99 dB
10.000 GHz	14.000 GHz	1.000 MHz	12.58693 GHz	-39.73 dBm	-14.73 dB
14.000 GHz	18.000 GHz	1.000 MHz	16.58893 GHz	-37.31 dBm	-12.31 dB
18.000 GHz	27.000 GHz	1.000 MHz	18.30123 GHz	-36.85 dBm	-11.85 dB

Date: 7.AUG.2017 11:11:33

Lowest Channel / 16QAM

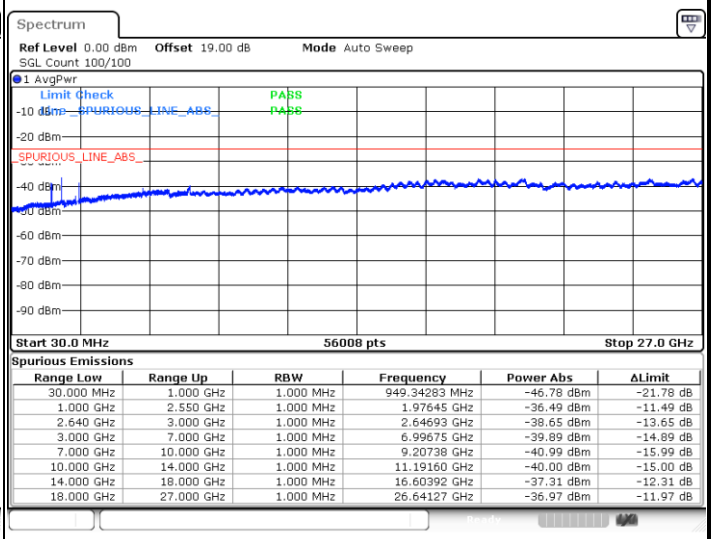

Spurious Emissions

Range Low	Range Up	RBW	Frequency	Power Abs	ΔLimit
30.000 MHz	1.000 GHz	1.000 MHz	949.34283 MHz	-46.78 dBm	-21.78 dB
1.000 GHz	2.550 GHz	1.000 MHz	1.97645 GHz	-36.49 dBm	-11.49 dB
2.640 GHz	3.000 GHz	1.000 MHz	2.64693 GHz	-38.65 dBm	-13.65 dB
3.000 GHz	7.000 GHz	1.000 MHz	6.99675 GHz	-39.89 dBm	-14.89 dB
7.000 GHz	10.000 GHz	1.000 MHz	9.20738 GHz	-40.99 dBm	-15.99 dB
10.000 GHz	14.000 GHz	1.000 MHz	11.19160 GHz	-40.00 dBm	-15.00 dB
14.000 GHz	18.000 GHz	1.000 MHz	16.60392 GHz	-37.31 dBm	-12.31 dB
18.000 GHz	27.000 GHz	1.000 MHz	26.64127 GHz	-36.97 dBm	-11.97 dB

Date: 7.AUG.2017 11:12:30

LTE Band 38 / 20MHz

Middle Channel / QPSK

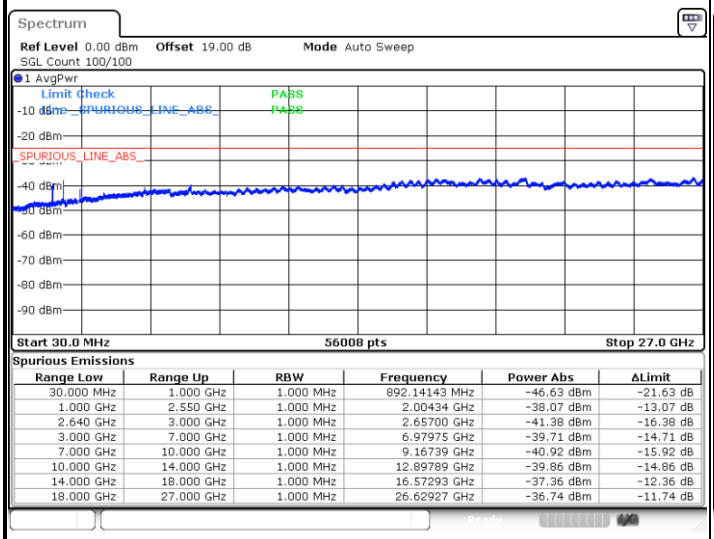

Spurious Emissions

Range Low	Range Up	RBW	Frequency	Power Abs	ΔLimit
30.000 MHz	1.000 GHz	1.000 MHz	892.14143 MHz	-46.63 dBm	-21.63 dB
1.000 GHz	2.550 GHz	1.000 MHz	2.00434 GHz	-38.07 dBm	-13.07 dB
2.640 GHz	3.000 GHz	1.000 MHz	2.65700 GHz	-41.38 dBm	-16.38 dB
3.000 GHz	7.000 GHz	1.000 MHz	6.97975 GHz	-39.71 dBm	-14.71 dB
7.000 GHz	10.000 GHz	1.000 MHz	9.16739 GHz	-40.92 dBm	-15.92 dB
10.000 GHz	14.000 GHz	1.000 MHz	12.89789 GHz	-39.86 dBm	-14.86 dB
14.000 GHz	18.000 GHz	1.000 MHz	16.57293 GHz	-37.36 dBm	-12.36 dB
18.000 GHz	27.000 GHz	1.000 MHz	26.62927 GHz	-36.74 dBm	-11.74 dB

Date: 7.AUG.2017 11:13:26

Middle Channel / 16QAM

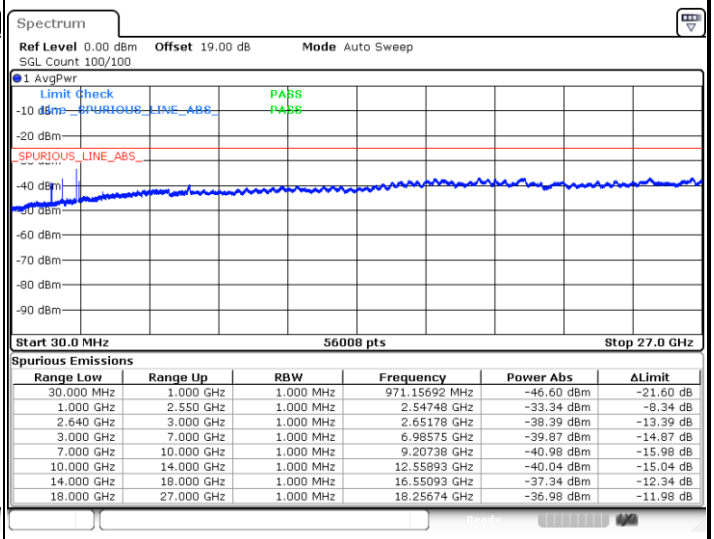

Spurious Emissions

Range Low	Range Up	RBW	Frequency	Power Abs	ΔLimit
30.000 MHz	1.000 GHz	1.000 MHz	971.15692 MHz	-46.60 dBm	-21.60 dB
1.000 GHz	2.550 GHz	1.000 MHz	2.54748 GHz	-33.34 dBm	-8.34 dB
2.640 GHz	3.000 GHz	1.000 MHz	2.65178 GHz	-38.39 dBm	-13.39 dB
3.000 GHz	7.000 GHz	1.000 MHz	6.98575 GHz	-39.87 dBm	-14.87 dB
7.000 GHz	10.000 GHz	1.000 MHz	9.20738 GHz	-40.98 dBm	-15.98 dB
10.000 GHz	14.000 GHz	1.000 MHz	12.55893 GHz	-40.04 dBm	-15.04 dB
14.000 GHz	18.000 GHz	1.000 MHz	16.55093 GHz	-37.34 dBm	-12.34 dB
18.000 GHz	27.000 GHz	1.000 MHz	18.25674 GHz	-36.98 dBm	-11.98 dB

Date: 7.AUG.2017 11:14:22

Highest Channel / QPSK

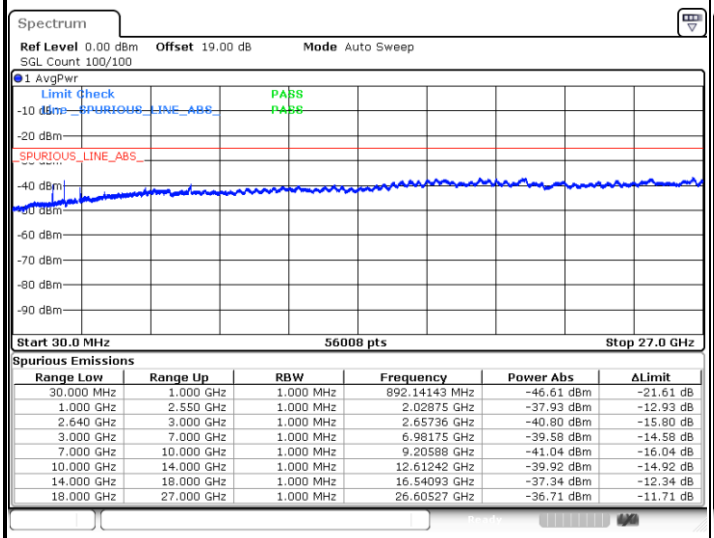

Spurious Emissions

Range Low	Range Up	RBW	Frequency	Power Abs	ΔLimit
30.000 MHz	1.000 GHz	1.000 MHz	892.14143 MHz	-46.61 dBm	-21.61 dB
1.000 GHz	2.550 GHz	1.000 MHz	2.02875 GHz	-37.93 dBm	-12.93 dB
2.640 GHz	3.000 GHz	1.000 MHz	2.65736 GHz	-40.80 dBm	-15.80 dB
3.000 GHz	7.000 GHz	1.000 MHz	6.98175 GHz	-39.58 dBm	-14.58 dB
7.000 GHz	10.000 GHz	1.000 MHz	9.20588 GHz	-41.04 dBm	-16.04 dB
10.000 GHz	14.000 GHz	1.000 MHz	12.61242 GHz	-39.92 dBm	-14.92 dB
14.000 GHz	18.000 GHz	1.000 MHz	16.54093 GHz	-37.34 dBm	-12.34 dB
18.000 GHz	27.000 GHz	1.000 MHz	26.60527 GHz	-36.71 dBm	-11.71 dB

Date: 7.AUG.2017 11:19:58

Highest Channel / 16QAM

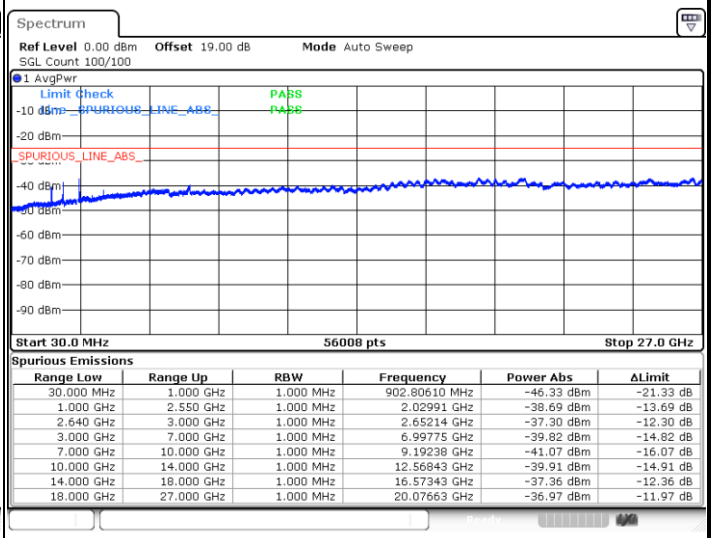

Spurious Emissions

Range Low	Range Up	RBW	Frequency	Power Abs	ΔLimit
30.000 MHz	1.000 GHz	1.000 MHz	902.80610 MHz	-46.33 dBm	-21.33 dB
1.000 GHz	2.550 GHz	1.000 MHz	2.02991 GHz	-38.69 dBm	-13.69 dB
2.640 GHz	3.000 GHz	1.000 MHz	2.65214 GHz	-37.30 dBm	-12.30 dB
3.000 GHz	7.000 GHz	1.000 MHz	6.99775 GHz	-39.82 dBm	-14.82 dB
7.000 GHz	10.000 GHz	1.000 MHz	9.19238 GHz	-41.07 dBm	-16.07 dB
10.000 GHz	14.000 GHz	1.000 MHz	12.56843 GHz	-39.91 dBm	-14.91 dB
14.000 GHz	18.000 GHz	1.000 MHz	16.57343 GHz	-37.36 dBm	-12.36 dB
18.000 GHz	27.000 GHz	1.000 MHz	20.07663 GHz	-36.97 dBm	-11.97 dB

Date: 7.AUG.2017 11:20:54

LTE Band 41 / 5MHz

Lowest Channel / QPSK

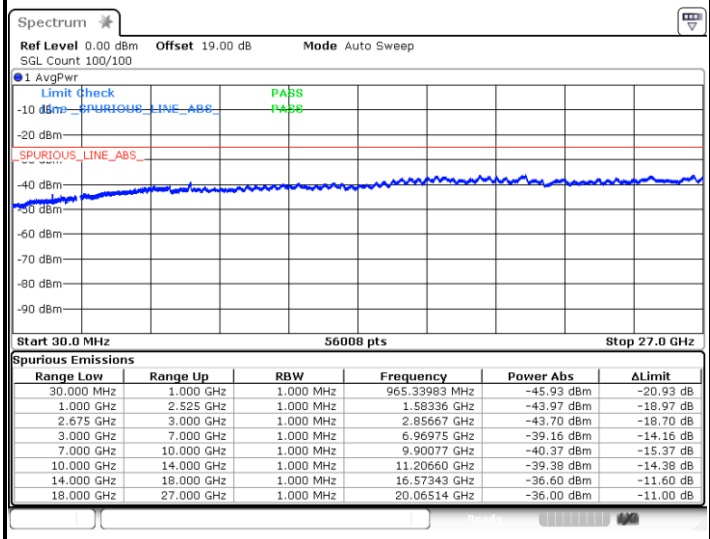

Spurious Emissions

Range Low	Range Up	RBW	Frequency	Power Abs	ΔLimit
30.000 MHz	1.000 GHz	1.000 MHz	965.33983 MHz	-45.93 dBm	-20.93 dB
1.000 GHz	2.525 GHz	1.000 MHz	1.58336 GHz	-43.97 dBm	-18.97 dB
2.675 GHz	3.000 GHz	1.000 MHz	2.85667 GHz	-43.70 dBm	-18.70 dB
3.000 GHz	7.000 GHz	1.000 MHz	6.96975 GHz	-39.16 dBm	-14.16 dB
7.000 GHz	10.000 GHz	1.000 MHz	9.90077 GHz	-40.37 dBm	-15.37 dB
10.000 GHz	14.000 GHz	1.000 MHz	11.20660 GHz	-39.38 dBm	-14.38 dB
14.000 GHz	18.000 GHz	1.000 MHz	16.57343 GHz	-36.60 dBm	-11.60 dB
18.000 GHz	27.000 GHz	1.000 MHz	20.06514 GHz	-36.00 dBm	-11.00 dB

Date: 14.AUG.2017 10:45:19

Lowest Channel / 16QAM

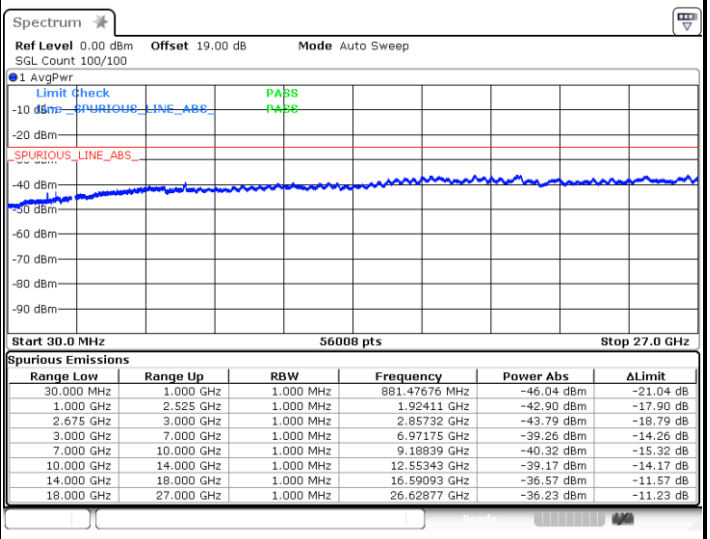

Spurious Emissions

Range Low	Range Up	RBW	Frequency	Power Abs	ΔLimit
30.000 MHz	1.000 GHz	1.000 MHz	881.47676 MHz	-46.04 dBm	-21.04 dB
1.000 GHz	2.525 GHz	1.000 MHz	1.92411 GHz	-42.90 dBm	-17.90 dB
2.675 GHz	3.000 GHz	1.000 MHz	2.85732 GHz	-43.79 dBm	-18.79 dB
3.000 GHz	7.000 GHz	1.000 MHz	6.97175 GHz	-39.26 dBm	-14.26 dB
7.000 GHz	10.000 GHz	1.000 MHz	9.18839 GHz	-40.32 dBm	-15.32 dB
10.000 GHz	14.000 GHz	1.000 MHz	12.55343 GHz	-39.17 dBm	-14.17 dB
14.000 GHz	18.000 GHz	1.000 MHz	16.59093 GHz	-36.57 dBm	-11.57 dB
18.000 GHz	27.000 GHz	1.000 MHz	26.62877 GHz	-36.23 dBm	-11.23 dB

Date: 14.AUG.2017 10:46:44

Middle Channel / QPSK

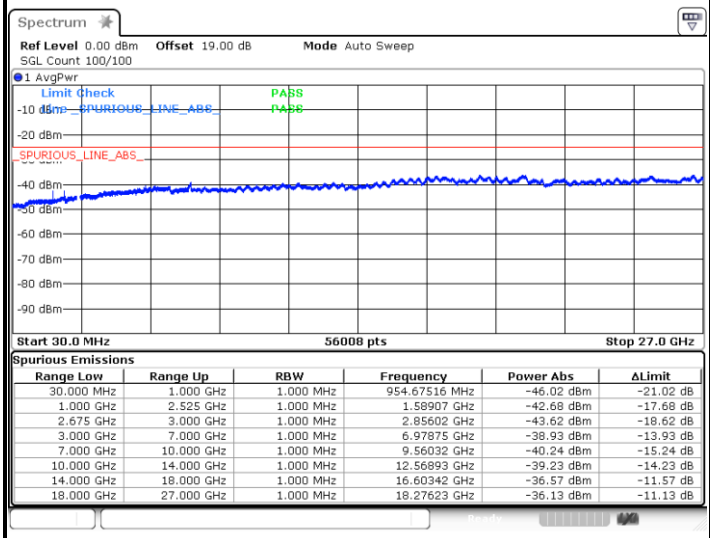

Spurious Emissions

Range Low	Range Up	RBW	Frequency	Power Abs	ΔLimit
30.000 MHz	1.000 GHz	1.000 MHz	954.67516 MHz	-46.02 dBm	-21.02 dB
1.000 GHz	2.525 GHz	1.000 MHz	1.58907 GHz	-42.68 dBm	-17.68 dB
2.675 GHz	3.000 GHz	1.000 MHz	2.85602 GHz	-43.62 dBm	-18.62 dB
3.000 GHz	7.000 GHz	1.000 MHz	6.97875 GHz	-38.93 dBm	-13.93 dB
7.000 GHz	10.000 GHz	1.000 MHz	9.56032 GHz	-40.24 dBm	-15.24 dB
10.000 GHz	14.000 GHz	1.000 MHz	12.56893 GHz	-39.23 dBm	-14.23 dB
14.000 GHz	18.000 GHz	1.000 MHz	16.60342 GHz	-36.57 dBm	-11.57 dB
18.000 GHz	27.000 GHz	1.000 MHz	18.27623 GHz	-36.13 dBm	-11.13 dB

Date: 14.AUG.2017 10:49:53

Middle Channel / 16QAM

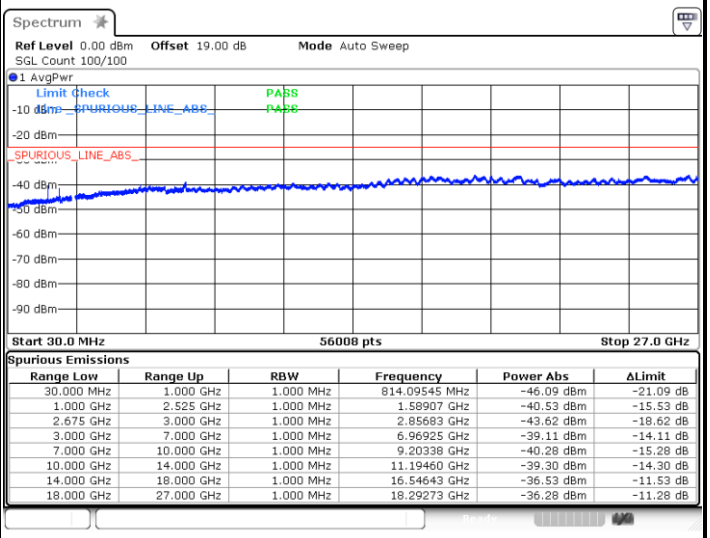

Spurious Emissions

Range Low	Range Up	RBW	Frequency	Power Abs	ΔLimit
30.000 MHz	1.000 GHz	1.000 MHz	814.09545 MHz	-46.09 dBm	-21.09 dB
1.000 GHz	2.525 GHz	1.000 MHz	1.58907 GHz	-40.53 dBm	-15.53 dB
2.675 GHz	3.000 GHz	1.000 MHz	2.85683 GHz	-43.62 dBm	-18.62 dB
3.000 GHz	7.000 GHz	1.000 MHz	6.96925 GHz	-39.11 dBm	-14.11 dB
7.000 GHz	10.000 GHz	1.000 MHz	9.20338 GHz	-40.28 dBm	-15.28 dB
10.000 GHz	14.000 GHz	1.000 MHz	11.19460 GHz	-39.30 dBm	-14.30 dB
14.000 GHz	18.000 GHz	1.000 MHz	16.54643 GHz	-36.53 dBm	-11.53 dB
18.000 GHz	27.000 GHz	1.000 MHz	18.29273 GHz	-36.28 dBm	-11.28 dB

Date: 14.AUG.2017 10:48:41

LTE Band 41 / 5MHz

Highest Channel / QPSK

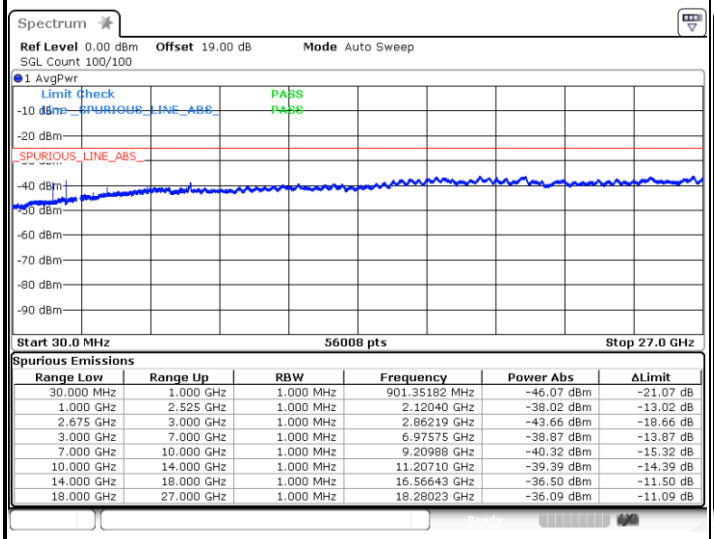

Spurious Emissions

Range Low	Range Up	RBW	Frequency	Power Abs	ΔLimit
30.000 MHz	1.000 GHz	1.000 MHz	901.35182 MHz	-46.07 dBm	-21.07 dB
1.000 GHz	2.525 GHz	1.000 MHz	2.12040 GHz	-38.02 dBm	-13.02 dB
2.675 GHz	3.000 GHz	1.000 MHz	2.86219 GHz	-43.66 dBm	-18.66 dB
3.000 GHz	7.000 GHz	1.000 MHz	6.97575 GHz	-38.87 dBm	-13.87 dB
7.000 GHz	10.000 GHz	1.000 MHz	9.20988 GHz	-40.32 dBm	-15.32 dB
10.000 GHz	14.000 GHz	1.000 MHz	11.20710 GHz	-39.39 dBm	-14.39 dB
14.000 GHz	18.000 GHz	1.000 MHz	16.56643 GHz	-36.50 dBm	-11.50 dB
18.000 GHz	27.000 GHz	1.000 MHz	18.28023 GHz	-36.09 dBm	-11.09 dB

Date: 14.AUG.2017 10:51:03

Highest Channel / 16QAM

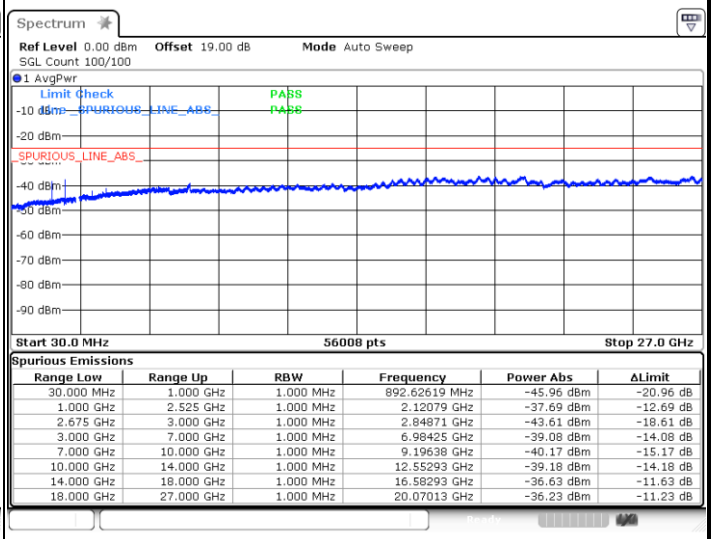

Spurious Emissions

Range Low	Range Up	RBW	Frequency	Power Abs	ΔLimit
30.000 MHz	1.000 GHz	1.000 MHz	892.62619 MHz	-45.96 dBm	-20.96 dB
1.000 GHz	2.525 GHz	1.000 MHz	2.12079 GHz	-37.69 dBm	-12.69 dB
2.675 GHz	3.000 GHz	1.000 MHz	2.84871 GHz	-43.61 dBm	-18.61 dB
3.000 GHz	7.000 GHz	1.000 MHz	6.98425 GHz	-39.08 dBm	-14.08 dB
7.000 GHz	10.000 GHz	1.000 MHz	9.19638 GHz	-40.17 dBm	-15.17 dB
10.000 GHz	14.000 GHz	1.000 MHz	12.55293 GHz	-39.18 dBm	-14.18 dB
14.000 GHz	18.000 GHz	1.000 MHz	16.58293 GHz	-36.63 dBm	-11.63 dB
18.000 GHz	27.000 GHz	1.000 MHz	20.07013 GHz	-36.23 dBm	-11.23 dB

Date: 14.AUG.2017 10:52:22

LTE Band 41 / 10MHz

Lowest Channel / QPSK

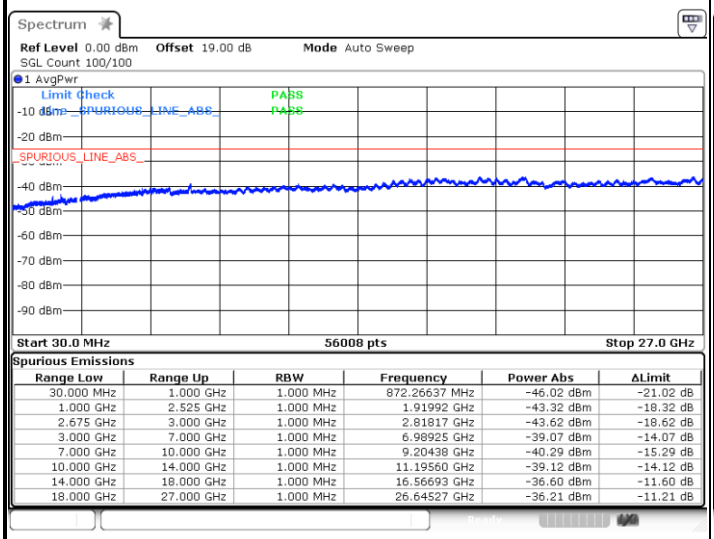

Spurious Emissions

Range Low	Range Up	RBW	Frequency	Power Abs	ΔLimit
30.000 MHz	1.000 GHz	1.000 MHz	872.26637 MHz	-46.02 dBm	-21.02 dB
1.000 GHz	2.525 GHz	1.000 MHz	1.91992 GHz	-43.32 dBm	-18.32 dB
2.675 GHz	3.000 GHz	1.000 MHz	2.81817 GHz	-43.62 dBm	-18.62 dB
3.000 GHz	7.000 GHz	1.000 MHz	6.98925 GHz	-39.07 dBm	-14.07 dB
7.000 GHz	10.000 GHz	1.000 MHz	9.20438 GHz	-40.29 dBm	-15.29 dB
10.000 GHz	14.000 GHz	1.000 MHz	11.19560 GHz	-39.12 dBm	-14.12 dB
14.000 GHz	18.000 GHz	1.000 MHz	16.56693 GHz	-36.60 dBm	-11.60 dB
18.000 GHz	27.000 GHz	1.000 MHz	26.64527 GHz	-36.21 dBm	-11.21 dB

Date: 14.AUG.2017 10:53:32

Lowest Channel / 16QAM

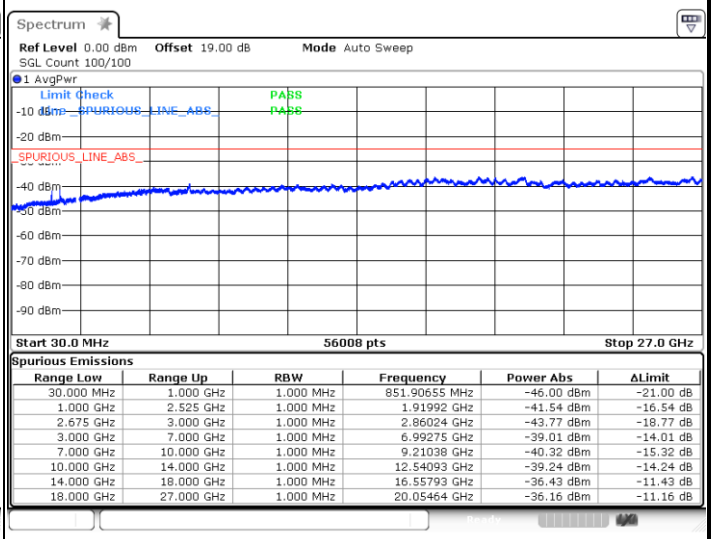

Spurious Emissions

Range Low	Range Up	RBW	Frequency	Power Abs	ΔLimit
30.000 MHz	1.000 GHz	1.000 MHz	851.90655 MHz	-46.00 dBm	-21.00 dB
1.000 GHz	2.525 GHz	1.000 MHz	1.91992 GHz	-41.54 dBm	-16.54 dB
2.675 GHz	3.000 GHz	1.000 MHz	2.86024 GHz	-43.77 dBm	-18.77 dB
3.000 GHz	7.000 GHz	1.000 MHz	6.99275 GHz	-39.01 dBm	-14.01 dB
7.000 GHz	10.000 GHz	1.000 MHz	9.21038 GHz	-40.32 dBm	-15.32 dB
10.000 GHz	14.000 GHz	1.000 MHz	12.54093 GHz	-39.24 dBm	-14.24 dB
14.000 GHz	18.000 GHz	1.000 MHz	16.55793 GHz	-36.43 dBm	-11.43 dB
18.000 GHz	27.000 GHz	1.000 MHz	20.05464 GHz	-36.16 dBm	-11.16 dB

Date: 14.AUG.2017 10:54:50

LTE Band 41 / 10MHz

Middle Channel / QPSK

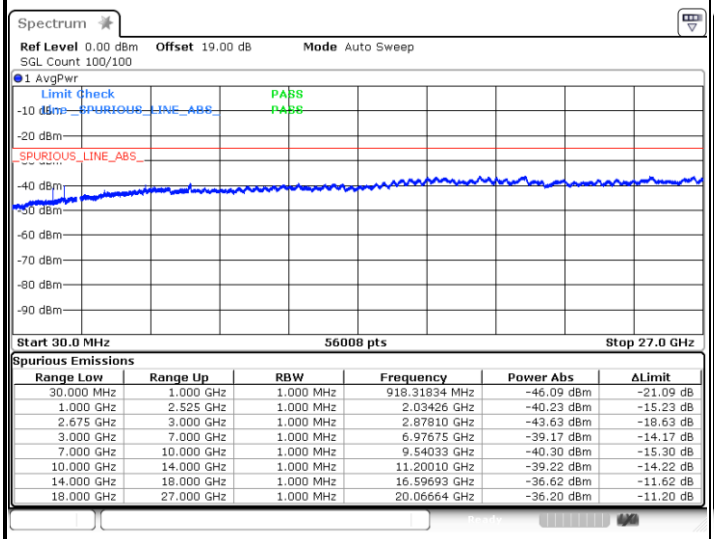

Spurious Emissions

Range Low	Range Up	RBW	Frequency	Power Abs	ΔLimit
30.000 MHz	1.000 GHz	1.000 MHz	918.31834 MHz	-46.09 dBm	-21.09 dB
1.000 GHz	2.525 GHz	1.000 MHz	2.03426 GHz	-40.23 dBm	-15.23 dB
2.675 GHz	3.000 GHz	1.000 MHz	2.87810 GHz	-43.63 dBm	-18.63 dB
3.000 GHz	7.000 GHz	1.000 MHz	6.97675 GHz	-39.17 dBm	-14.17 dB
7.000 GHz	10.000 GHz	1.000 MHz	9.54033 GHz	-40.30 dBm	-15.30 dB
10.000 GHz	14.000 GHz	1.000 MHz	11.20010 GHz	-39.22 dBm	-14.22 dB
14.000 GHz	18.000 GHz	1.000 MHz	16.59693 GHz	-36.62 dBm	-11.62 dB
18.000 GHz	27.000 GHz	1.000 MHz	20.06664 GHz	-36.20 dBm	-11.20 dB

Date: 14.AUG.2017 10:58:57

Middle Channel / 16QAM

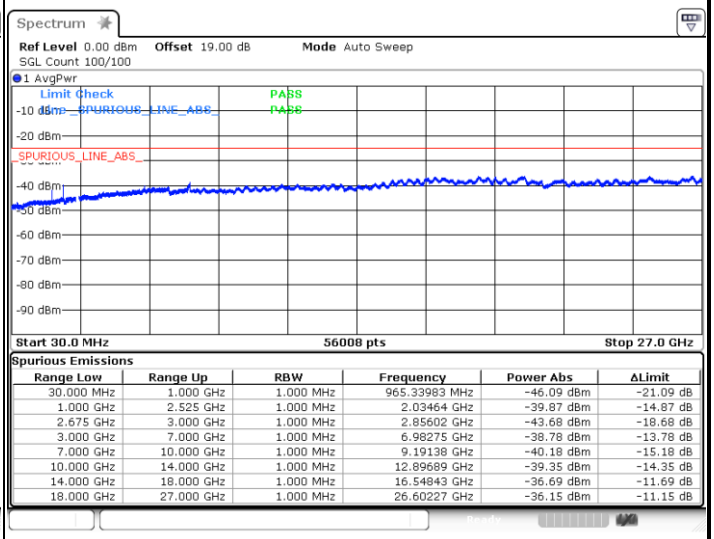

Spurious Emissions

Range Low	Range Up	RBW	Frequency	Power Abs	ΔLimit
30.000 MHz	1.000 GHz	1.000 MHz	965.33983 MHz	-46.09 dBm	-21.09 dB
1.000 GHz	2.525 GHz	1.000 MHz	2.03464 GHz	-39.87 dBm	-14.87 dB
2.675 GHz	3.000 GHz	1.000 MHz	2.85602 GHz	-43.68 dBm	-18.68 dB
3.000 GHz	7.000 GHz	1.000 MHz	6.98275 GHz	-38.78 dBm	-13.78 dB
7.000 GHz	10.000 GHz	1.000 MHz	9.19138 GHz	-40.18 dBm	-15.18 dB
10.000 GHz	14.000 GHz	1.000 MHz	12.89689 GHz	-39.35 dBm	-14.35 dB
14.000 GHz	18.000 GHz	1.000 MHz	16.54843 GHz	-36.69 dBm	-11.69 dB
18.000 GHz	27.000 GHz	1.000 MHz	26.60227 GHz	-36.15 dBm	-11.15 dB

Date: 14.AUG.2017 10:56:18

Highest Channel / QPSK

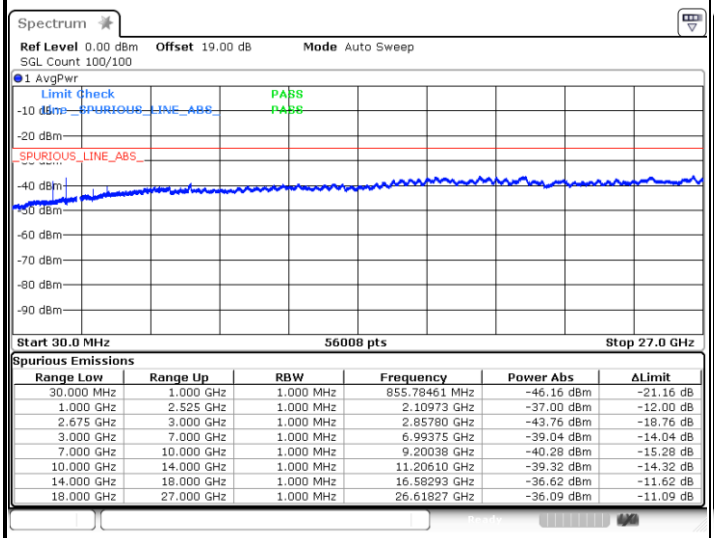

Spurious Emissions

Range Low	Range Up	RBW	Frequency	Power Abs	ΔLimit
30.000 MHz	1.000 GHz	1.000 MHz	855.78461 MHz	-46.16 dBm	-21.16 dB
1.000 GHz	2.525 GHz	1.000 MHz	2.10973 GHz	-37.00 dBm	-12.00 dB
2.675 GHz	3.000 GHz	1.000 MHz	2.85780 GHz	-43.76 dBm	-18.76 dB
3.000 GHz	7.000 GHz	1.000 MHz	6.99375 GHz	-39.04 dBm	-14.04 dB
7.000 GHz	10.000 GHz	1.000 MHz	9.20038 GHz	-40.28 dBm	-15.28 dB
10.000 GHz	14.000 GHz	1.000 MHz	11.20610 GHz	-39.32 dBm	-14.32 dB
14.000 GHz	18.000 GHz	1.000 MHz	16.58293 GHz	-36.62 dBm	-11.62 dB
18.000 GHz	27.000 GHz	1.000 MHz	26.61827 GHz	-36.09 dBm	-11.09 dB

Date: 14.AUG.2017 10:59:58

Highest Channel / 16QAM

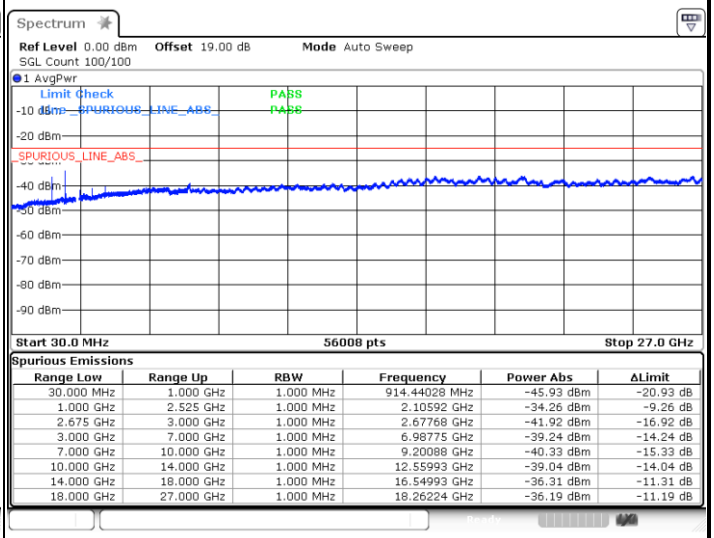

Spurious Emissions

Range Low	Range Up	RBW	Frequency	Power Abs	ΔLimit
30.000 MHz	1.000 GHz	1.000 MHz	914.44028 MHz	-45.93 dBm	-20.93 dB
1.000 GHz	2.525 GHz	1.000 MHz	2.10592 GHz	-34.26 dBm	-9.26 dB
2.675 GHz	3.000 GHz	1.000 MHz	2.67768 GHz	-41.92 dBm	-16.92 dB
3.000 GHz	7.000 GHz	1.000 MHz	6.98775 GHz	-39.24 dBm	-14.24 dB
7.000 GHz	10.000 GHz	1.000 MHz	9.20088 GHz	-40.33 dBm	-15.33 dB
10.000 GHz	14.000 GHz	1.000 MHz	12.55993 GHz	-39.04 dBm	-14.04 dB
14.000 GHz	18.000 GHz	1.000 MHz	16.54993 GHz	-36.31 dBm	-11.31 dB
18.000 GHz	27.000 GHz	1.000 MHz	18.26224 GHz	-36.19 dBm	-11.19 dB

Date: 14.AUG.2017 15:18:41

LTE Band 41 / 15MHz

Lowest Channel / QPSK

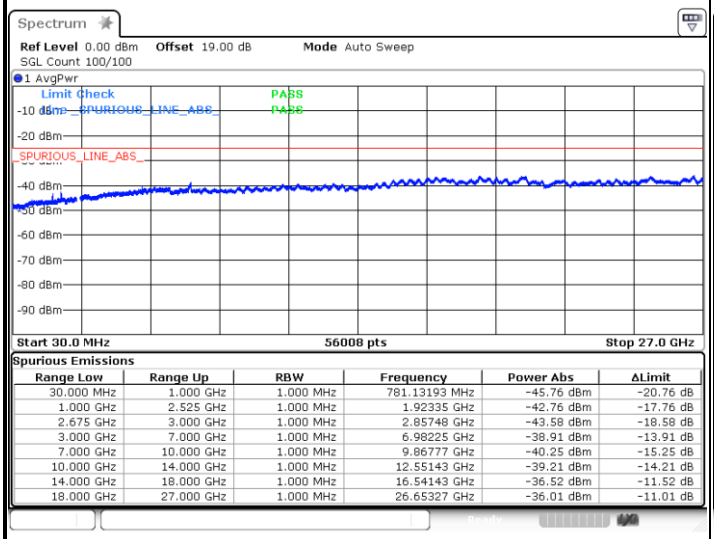

Spurious Emissions

Range Low	Range Up	RBW	Frequency	Power Abs	ΔLimit
30.000 MHz	1.000 GHz	1.000 MHz	781.13193 MHz	-45.76 dBm	-20.76 dB
1.000 GHz	2.525 GHz	1.000 MHz	1.92335 GHz	-42.76 dBm	-17.76 dB
2.675 GHz	3.000 GHz	1.000 MHz	2.85748 GHz	-43.58 dBm	-18.58 dB
3.000 GHz	7.000 GHz	1.000 MHz	6.98225 GHz	-38.91 dBm	-13.91 dB
7.000 GHz	10.000 GHz	1.000 MHz	9.86777 GHz	-40.25 dBm	-15.25 dB
10.000 GHz	14.000 GHz	1.000 MHz	12.55143 GHz	-39.21 dBm	-14.21 dB
14.000 GHz	18.000 GHz	1.000 MHz	16.54143 GHz	-36.52 dBm	-11.52 dB
18.000 GHz	27.000 GHz	1.000 MHz	26.65327 GHz	-36.01 dBm	-11.01 dB

Date: 14.AUG.2017 11:01:16

Lowest Channel / 16QAM

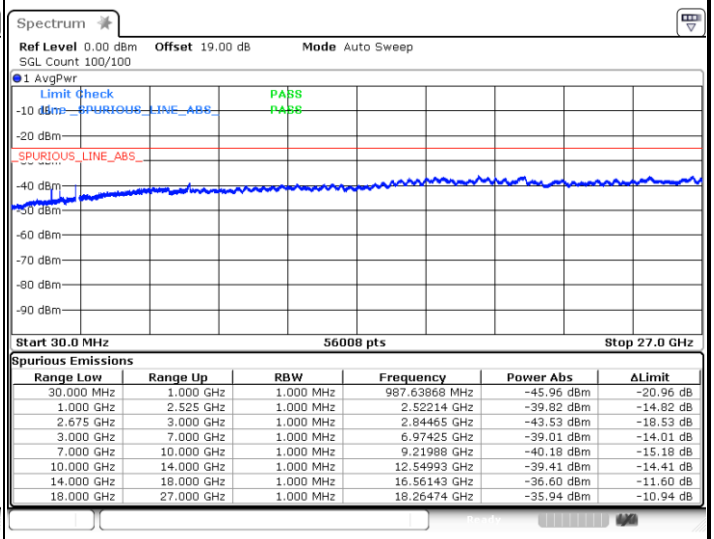

Spurious Emissions

Range Low	Range Up	RBW	Frequency	Power Abs	ΔLimit
30.000 MHz	1.000 GHz	1.000 MHz	987.63868 MHz	-45.96 dBm	-20.96 dB
1.000 GHz	2.525 GHz	1.000 MHz	2.52214 GHz	-39.82 dBm	-14.82 dB
2.675 GHz	3.000 GHz	1.000 MHz	2.84465 GHz	-43.53 dBm	-18.53 dB
3.000 GHz	7.000 GHz	1.000 MHz	6.97425 GHz	-39.01 dBm	-14.01 dB
7.000 GHz	10.000 GHz	1.000 MHz	9.21988 GHz	-40.18 dBm	-15.18 dB
10.000 GHz	14.000 GHz	1.000 MHz	12.54993 GHz	-39.41 dBm	-14.41 dB
14.000 GHz	18.000 GHz	1.000 MHz	16.56143 GHz	-36.60 dBm	-11.60 dB
18.000 GHz	27.000 GHz	1.000 MHz	18.26474 GHz	-35.94 dBm	-10.94 dB

Date: 14.AUG.2017 11:03:23

Middle Channel / QPSK

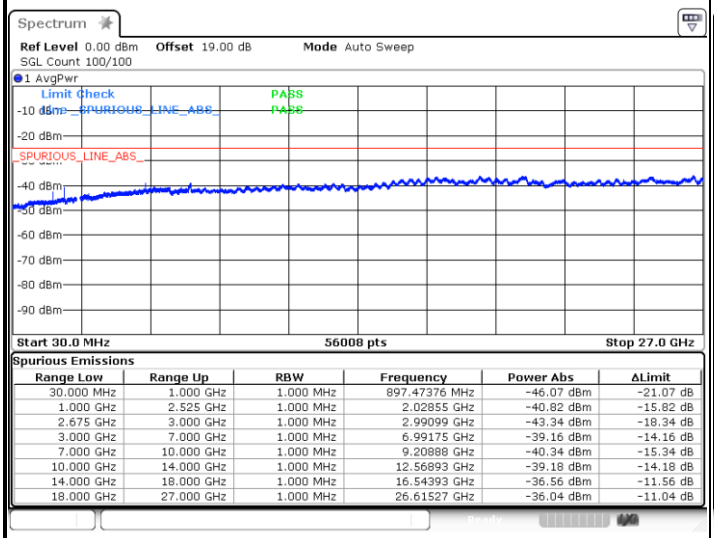

Spurious Emissions

Range Low	Range Up	RBW	Frequency	Power Abs	ΔLimit
30.000 MHz	1.000 GHz	1.000 MHz	897.47376 MHz	-46.07 dBm	-21.07 dB
1.000 GHz	2.525 GHz	1.000 MHz	2.02855 GHz	-40.82 dBm	-15.82 dB
2.675 GHz	3.000 GHz	1.000 MHz	2.99099 GHz	-43.34 dBm	-18.34 dB
3.000 GHz	7.000 GHz	1.000 MHz	6.99175 GHz	-39.16 dBm	-14.16 dB
7.000 GHz	10.000 GHz	1.000 MHz	9.20888 GHz	-40.34 dBm	-15.34 dB
10.000 GHz	14.000 GHz	1.000 MHz	12.56893 GHz	-39.18 dBm	-14.18 dB
14.000 GHz	18.000 GHz	1.000 MHz	16.54393 GHz	-36.56 dBm	-11.56 dB
18.000 GHz	27.000 GHz	1.000 MHz	26.61527 GHz	-36.04 dBm	-11.04 dB

Date: 14.AUG.2017 11:06:02

Middle Channel / 16QAM

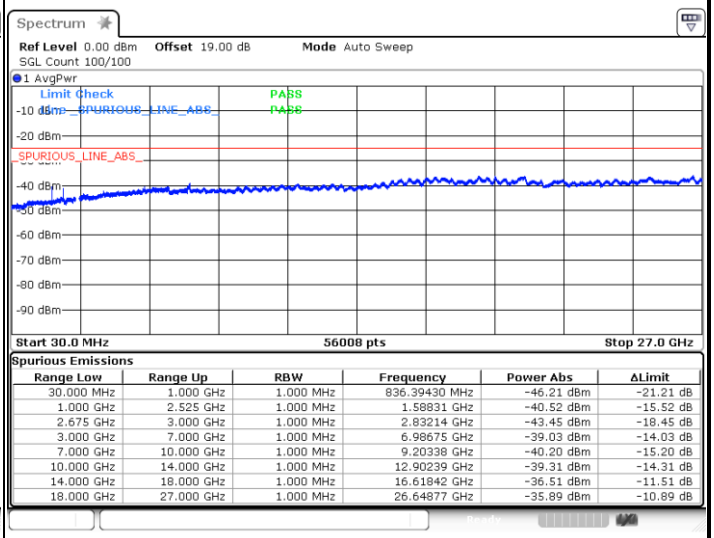

Spurious Emissions

Range Low	Range Up	RBW	Frequency	Power Abs	ΔLimit
30.000 MHz	1.000 GHz	1.000 MHz	836.39430 MHz	-46.21 dBm	-21.21 dB
1.000 GHz	2.525 GHz	1.000 MHz	1.58831 GHz	-40.52 dBm	-15.52 dB
2.675 GHz	3.000 GHz	1.000 MHz	2.83214 GHz	-43.45 dBm	-18.45 dB
3.000 GHz	7.000 GHz	1.000 MHz	6.98675 GHz	-39.03 dBm	-14.03 dB
7.000 GHz	10.000 GHz	1.000 MHz	9.20338 GHz	-40.20 dBm	-15.20 dB
10.000 GHz	14.000 GHz	1.000 MHz	12.90239 GHz	-39.31 dBm	-14.31 dB
14.000 GHz	18.000 GHz	1.000 MHz	16.61842 GHz	-36.51 dBm	-11.51 dB
18.000 GHz	27.000 GHz	1.000 MHz	26.64877 GHz	-35.89 dBm	-10.89 dB

Date: 14.AUG.2017 11:05:02

LTE Band 41 / 15MHz

Highest Channel / QPSK

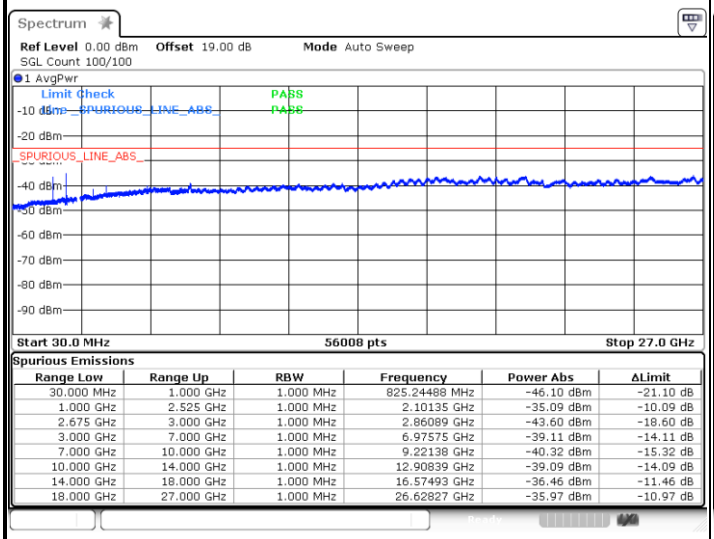

Spurious Emissions

Range Low	Range Up	RBW	Frequency	Power Abs	ΔLimit
30.000 MHz	1.000 GHz	1.000 MHz	825.24488 MHz	-46.10 dBm	-21.10 dB
1.000 GHz	2.525 GHz	1.000 MHz	2.10135 GHz	-35.09 dBm	-10.09 dB
2.675 GHz	3.000 GHz	1.000 MHz	2.86089 GHz	-43.60 dBm	-18.60 dB
3.000 GHz	7.000 GHz	1.000 MHz	6.97575 GHz	-39.11 dBm	-14.11 dB
7.000 GHz	10.000 GHz	1.000 MHz	9.22138 GHz	-40.32 dBm	-15.32 dB
10.000 GHz	14.000 GHz	1.000 MHz	12.90839 GHz	-39.09 dBm	-14.09 dB
14.000 GHz	18.000 GHz	1.000 MHz	16.57493 GHz	-36.46 dBm	-11.46 dB
18.000 GHz	27.000 GHz	1.000 MHz	26.62827 GHz	-35.97 dBm	-10.97 dB

Date: 14.AUG.2017 11:07:11

Highest Channel / 16QAM

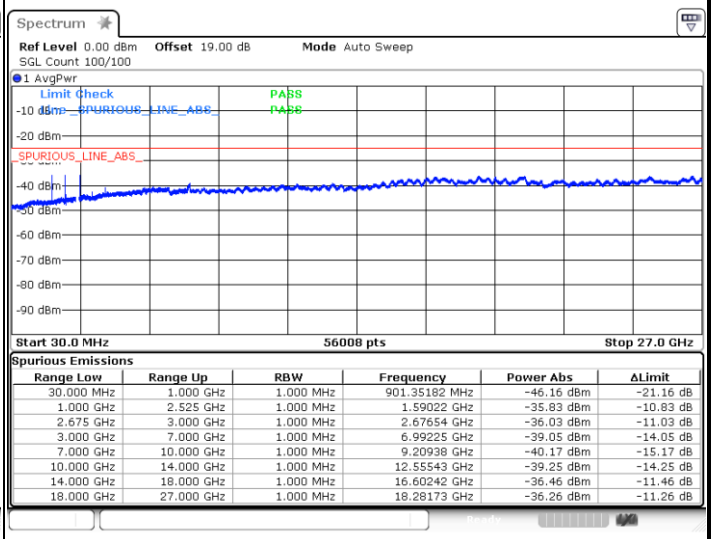

Spurious Emissions

Range Low	Range Up	RBW	Frequency	Power Abs	ΔLimit
30.000 MHz	1.000 GHz	1.000 MHz	901.35182 MHz	-46.16 dBm	-21.16 dB
1.000 GHz	2.525 GHz	1.000 MHz	1.59022 GHz	-35.83 dBm	-10.83 dB
2.675 GHz	3.000 GHz	1.000 MHz	2.67654 GHz	-36.03 dBm	-11.03 dB
3.000 GHz	7.000 GHz	1.000 MHz	6.99225 GHz	-39.05 dBm	-14.05 dB
7.000 GHz	10.000 GHz	1.000 MHz	9.20938 GHz	-40.17 dBm	-15.17 dB
10.000 GHz	14.000 GHz	1.000 MHz	12.55543 GHz	-39.25 dBm	-14.25 dB
14.000 GHz	18.000 GHz	1.000 MHz	16.60242 GHz	-36.46 dBm	-11.46 dB
18.000 GHz	27.000 GHz	1.000 MHz	18.28173 GHz	-36.26 dBm	-11.26 dB

Date: 14.AUG.2017 11:08:38

LTE Band 41 / 20MHz

Lowest Channel / QPSK

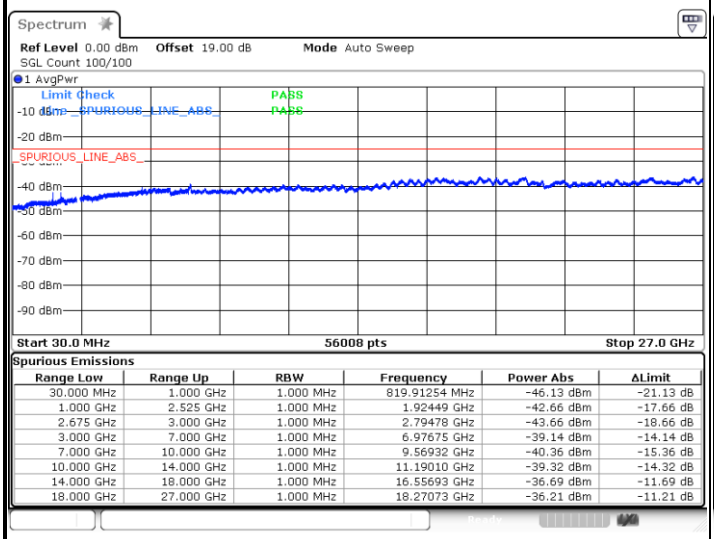

Spurious Emissions

Range Low	Range Up	RBW	Frequency	Power Abs	ΔLimit
30.000 MHz	1.000 GHz	1.000 MHz	819.91254 MHz	-46.13 dBm	-21.13 dB
1.000 GHz	2.525 GHz	1.000 MHz	1.92449 GHz	-42.66 dBm	-17.66 dB
2.675 GHz	3.000 GHz	1.000 MHz	2.79478 GHz	-43.66 dBm	-18.66 dB
3.000 GHz	7.000 GHz	1.000 MHz	6.97675 GHz	-39.14 dBm	-14.14 dB
7.000 GHz	10.000 GHz	1.000 MHz	9.56932 GHz	-40.36 dBm	-15.36 dB
10.000 GHz	14.000 GHz	1.000 MHz	11.19010 GHz	-39.32 dBm	-14.32 dB
14.000 GHz	18.000 GHz	1.000 MHz	16.55693 GHz	-36.69 dBm	-11.69 dB
18.000 GHz	27.000 GHz	1.000 MHz	18.27073 GHz	-36.21 dBm	-11.21 dB

Date: 14.AUG.2017 11:11:49

Lowest Channel / 16QAM

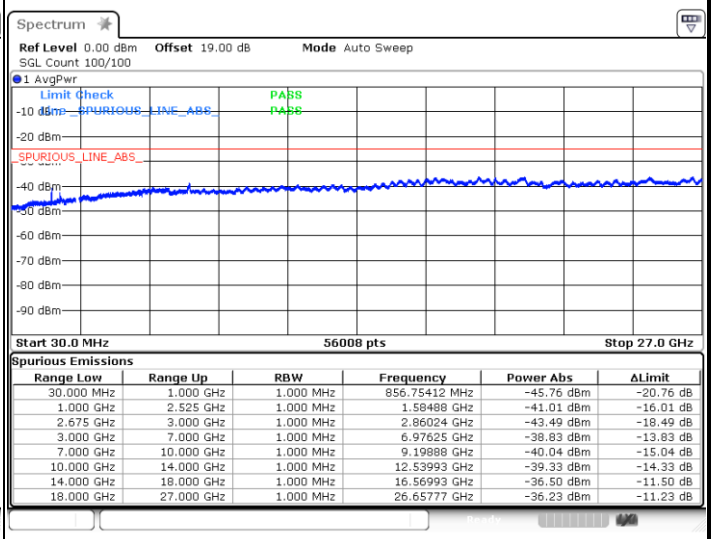

Spurious Emissions

Range Low	Range Up	RBW	Frequency	Power Abs	ΔLimit
30.000 MHz	1.000 GHz	1.000 MHz	856.75412 MHz	-45.76 dBm	-20.76 dB
1.000 GHz	2.525 GHz	1.000 MHz	1.58488 GHz	-41.01 dBm	-16.01 dB
2.675 GHz	3.000 GHz	1.000 MHz	2.86024 GHz	-43.49 dBm	-18.49 dB
3.000 GHz	7.000 GHz	1.000 MHz	6.97625 GHz	-38.83 dBm	-13.83 dB
7.000 GHz	10.000 GHz	1.000 MHz	9.19888 GHz	-40.04 dBm	-15.04 dB
10.000 GHz	14.000 GHz	1.000 MHz	12.53993 GHz	-39.33 dBm	-14.33 dB
14.000 GHz	18.000 GHz	1.000 MHz	16.56993 GHz	-36.50 dBm	-11.50 dB
18.000 GHz	27.000 GHz	1.000 MHz	26.65777 GHz	-36.23 dBm	-11.23 dB

Date: 14.AUG.2017 11:09:59

LTE Band 41 / 20MHz

Middle Channel / QPSK

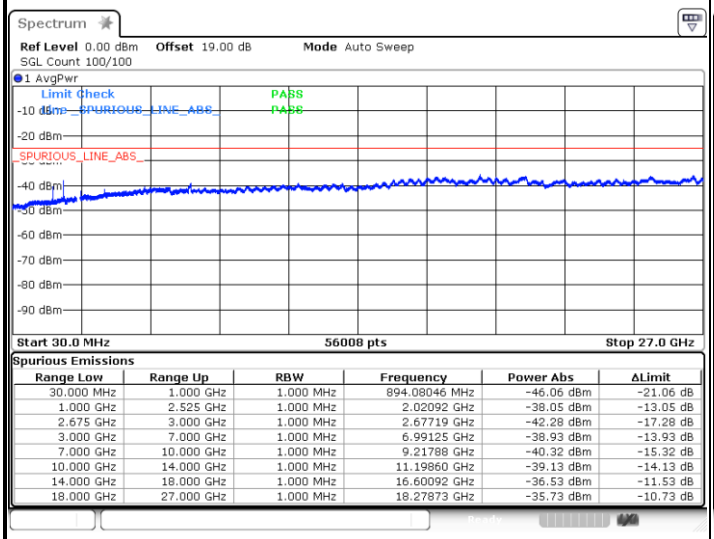

Spurious Emissions

Range Low	Range Up	RBW	Frequency	Power Abs	ΔLimit
30.000 MHz	1.000 GHz	1.000 MHz	894.08046 MHz	-46.06 dBm	-21.06 dB
1.000 GHz	2.525 GHz	1.000 MHz	2.02092 GHz	-38.05 dBm	-13.05 dB
2.675 GHz	3.000 GHz	1.000 MHz	2.67719 GHz	-42.28 dBm	-17.28 dB
3.000 GHz	7.000 GHz	1.000 MHz	6.99125 GHz	-38.93 dBm	-13.93 dB
7.000 GHz	10.000 GHz	1.000 MHz	9.21788 GHz	-40.32 dBm	-15.32 dB
10.000 GHz	14.000 GHz	1.000 MHz	11.19860 GHz	-39.13 dBm	-14.13 dB
14.000 GHz	18.000 GHz	1.000 MHz	16.60092 GHz	-36.53 dBm	-11.53 dB
18.000 GHz	27.000 GHz	1.000 MHz	18.27873 GHz	-35.73 dBm	-10.73 dB

Date: 14.AUG.2017 11:13:00

Middle Channel / 16QAM

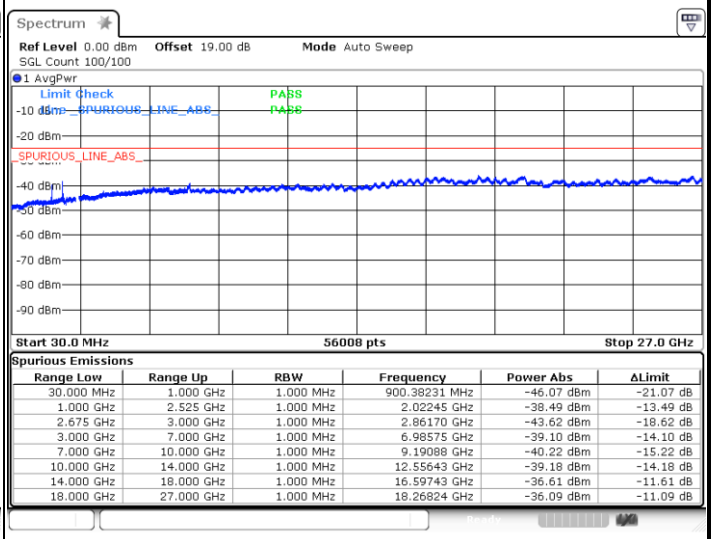

Spurious Emissions

Range Low	Range Up	RBW	Frequency	Power Abs	ΔLimit
30.000 MHz	1.000 GHz	1.000 MHz	900.38231 MHz	-46.07 dBm	-21.07 dB
1.000 GHz	2.525 GHz	1.000 MHz	2.02245 GHz	-38.49 dBm	-13.49 dB
2.675 GHz	3.000 GHz	1.000 MHz	2.86170 GHz	-43.62 dBm	-18.62 dB
3.000 GHz	7.000 GHz	1.000 MHz	6.98575 GHz	-39.10 dBm	-14.10 dB
7.000 GHz	10.000 GHz	1.000 MHz	9.19088 GHz	-40.22 dBm	-15.22 dB
10.000 GHz	14.000 GHz	1.000 MHz	12.55643 GHz	-39.18 dBm	-14.18 dB
14.000 GHz	18.000 GHz	1.000 MHz	16.59743 GHz	-36.61 dBm	-11.61 dB
18.000 GHz	27.000 GHz	1.000 MHz	18.26824 GHz	-36.09 dBm	-11.09 dB

Date: 14.AUG.2017 11:14:16

Highest Channel / QPSK

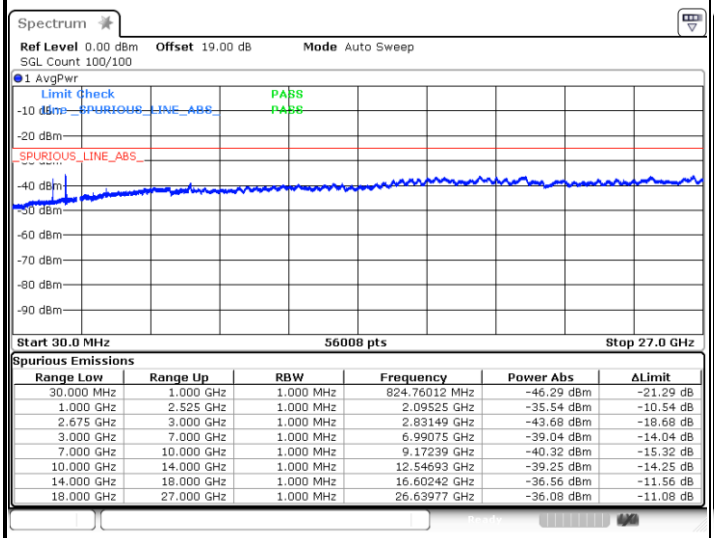

Spurious Emissions

Range Low	Range Up	RBW	Frequency	Power Abs	ΔLimit
30.000 MHz	1.000 GHz	1.000 MHz	824.76012 MHz	-46.29 dBm	-21.29 dB
1.000 GHz	2.525 GHz	1.000 MHz	2.09525 GHz	-35.54 dBm	-10.54 dB
2.675 GHz	3.000 GHz	1.000 MHz	2.83149 GHz	-43.68 dBm	-18.68 dB
3.000 GHz	7.000 GHz	1.000 MHz	6.99075 GHz	-39.04 dBm	-14.04 dB
7.000 GHz	10.000 GHz	1.000 MHz	9.17239 GHz	-40.32 dBm	-15.32 dB
10.000 GHz	14.000 GHz	1.000 MHz	12.54693 GHz	-39.25 dBm	-14.25 dB
14.000 GHz	18.000 GHz	1.000 MHz	16.60242 GHz	-36.56 dBm	-11.56 dB
18.000 GHz	27.000 GHz	1.000 MHz	26.63977 GHz	-36.08 dBm	-11.08 dB

Date: 14.AUG.2017 11:17:46

Highest Channel / 16QAM

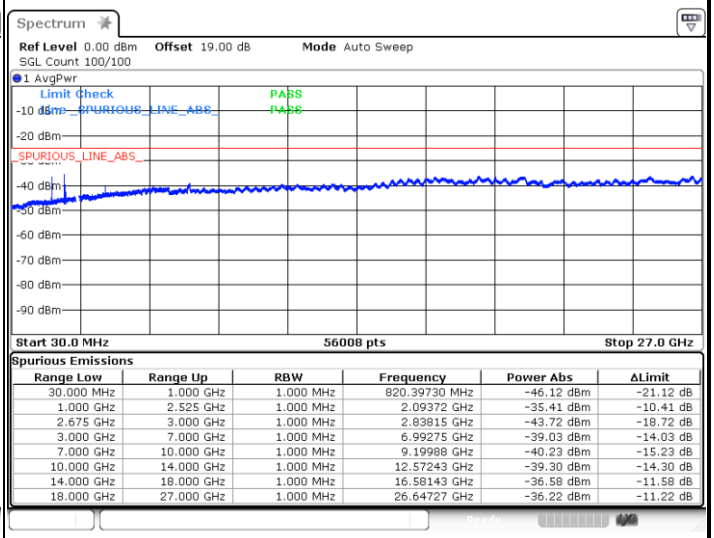

Spurious Emissions

Range Low	Range Up	RBW	Frequency	Power Abs	ΔLimit
30.000 MHz	1.000 GHz	1.000 MHz	820.39730 MHz	-46.12 dBm	-21.12 dB
1.000 GHz	2.525 GHz	1.000 MHz	2.09372 GHz	-35.41 dBm	-10.41 dB
2.675 GHz	3.000 GHz	1.000 MHz	2.83815 GHz	-43.72 dBm	-18.72 dB
3.000 GHz	7.000 GHz	1.000 MHz	6.99275 GHz	-39.03 dBm	-14.03 dB
7.000 GHz	10.000 GHz	1.000 MHz	9.19988 GHz	-40.23 dBm	-15.23 dB
10.000 GHz	14.000 GHz	1.000 MHz	12.57243 GHz	-39.30 dBm	-14.30 dB
14.000 GHz	18.000 GHz	1.000 MHz	16.58143 GHz	-36.58 dBm	-11.58 dB
18.000 GHz	27.000 GHz	1.000 MHz	26.64727 GHz	-36.22 dBm	-11.22 dB

Date: 14.AUG.2017 11:16:20

Frequency Stability

Test Conditions		LTE Band 2 (QPSK) / Middle Channel	Limit
Temperature (°C)	Voltage (Volt)	BW 10MHz	Note 2.
		Deviation (ppm)	Result
50	Normal Voltage	0.0015	PASS
40	Normal Voltage	0.0009	
30	Normal Voltage	0.0003	
20(Ref.)	Normal Voltage	0.0000	
10	Normal Voltage	0.0002	
0	Normal Voltage	0.0003	
-10	Normal Voltage	0.0004	
-20	Normal Voltage	0.0009	
-30	Normal Voltage	0.0013	
20	Maximum Voltage	0.0004	
20	Normal Voltage	0.0000	
20	Battery End Point	0.0002	

Note:

1. Normal Voltage =3.85 V.；Battery End Point (BEP) =3.6 V.；Maximum Voltage =4.4 V.
2. Note: The frequency fundamental emissions stay within the authorized frequency block.

Test Conditions		LTE Band 4 (QPSK) / Middle Channel	Limit
Temperature (°C)	Voltage (Volt)	BW 10MHz	Note 2.
		Deviation (ppm)	Result
50	Normal Voltage	0.0018	PASS
40	Normal Voltage	0.0012	
30	Normal Voltage	0.0003	
20(Ref.)	Normal Voltage	0.0000	
10	Normal Voltage	0.0003	
0	Normal Voltage	0.0008	
-10	Normal Voltage	0.0010	
-20	Normal Voltage	0.0012	
-30	Normal Voltage	0.0016	
20	Maximum Voltage	0.0013	
20	Normal Voltage	0.0000	
20	Battery End Point	0.0005	

Note:

1. Normal Voltage =3.85 V.；Battery End Point (BEP) =3.6 V.；Maximum Voltage =4.4 V.
2. Note: The frequency fundamental emissions stay within the authorized frequency block.

Test Conditions		LTE Band 5 (QPSK) / Middle Channel	Limit
Temperature (°C)	Voltage (Volt)	BW 10MHz	2.5ppm
		Deviation (ppm)	Result
50	Normal Voltage	0.0044	PASS
40	Normal Voltage	0.0030	
30	Normal Voltage	0.0013	
20(Ref.)	Normal Voltage	0.0000	
10	Normal Voltage	0.0007	
0	Normal Voltage	0.0013	
-10	Normal Voltage	0.0019	
-20	Normal Voltage	0.0027	
-30	Normal Voltage	0.0041	
20	Maximum Voltage	0.0025	
20	Normal Voltage	0.0000	
20	Battery End Point	0.0010	

Note:

1. Normal Voltage =3.85 V.；Battery End Point (BEP) =3.6 V.；Maximum Voltage =4.4 V.

Test Conditions		LTE Band 7 (QPSK) / Middle Channel	Limit
Temperature (°C)	Voltage (Volt)	BW 10MHz	Note 2.
		Deviation (ppm)	Result
50	Normal Voltage	0.0006	PASS
40	Normal Voltage	0.0012	
30	Normal Voltage	0.0013	
20(Ref.)	Normal Voltage	0.0000	
10	Normal Voltage	0.0016	
0	Normal Voltage	0.0013	
-10	Normal Voltage	0.0011	
-20	Normal Voltage	0.0010	
-30	Normal Voltage	0.0007	
20	Maximum Voltage	0.0010	
20	Normal Voltage	0.0000	
20	Battery End Point	0.0011	

Note:

1. Normal Voltage =3.85 V.；Battery End Point (BEP) =3.6 V.；Maximum Voltage =4.4 V.
2. Note: The frequency fundamental emissions stay within the authorized frequency block.

Test Conditions		LTE Band 12 (QPSK) / Middle Channel	Limit
Temperature (°C)	Voltage (Volt)	BW 10MHz	Note 2.
		Deviation (ppm)	Result
50	Normal Voltage	0.0013	PASS
40	Normal Voltage	0.0033	
30	Normal Voltage	0.0048	
20(Ref.)	Normal Voltage	0.0000	
10	Normal Voltage	0.0052	
0	Normal Voltage	0.0047	
-10	Normal Voltage	0.0042	
-20	Normal Voltage	0.0034	
-30	Normal Voltage	0.0017	
20	Maximum Voltage	0.0027	
20	Normal Voltage	0.0000	
20	Battery End Point	0.0037	

Note:

1. Normal Voltage =3.85 V.；Battery End Point (BEP) =3.6 V.；Maximum Voltage =4.4 V.
2. Note: The frequency fundamental emissions stay within the authorized frequency block.

Test Conditions		LTE Band 17 (QPSK) / Middle Channel	Limit
Temperature (°C)	Voltage (Volt)	BW 10MHz	Note 2.
		Deviation (ppm)	Result
50	Normal Voltage	0.0045	PASS
40	Normal Voltage	0.0027	
30	Normal Voltage	0.0010	
20(Ref.)	Normal Voltage	0.0000	
10	Normal Voltage	0.0006	
0	Normal Voltage	0.0008	
-10	Normal Voltage	0.0010	
-20	Normal Voltage	0.0021	
-30	Normal Voltage	0.0045	
20	Maximum Voltage	0.0013	
20	Normal Voltage	0.0000	
20	Battery End Point	0.0013	

Note:

1. Normal Voltage =3.85V.；Battery End Point (BEP) =3.6 V.；Maximum Voltage =4.4 V.
2. Note: The frequency fundamental emissions stay within the authorized frequency block.

Test Conditions		LTE Band 26 (QPSK) / Middle Channel	Limit
Temperature (°C)	Voltage (Volt)	BW 10MHz	2.5ppm
		Deviation (ppm)	Result
50	Normal Voltage	0.0034	PASS
40	Normal Voltage	0.0020	
30	Normal Voltage	0.0012	
20(Ref.)	Normal Voltage	0.0000	
10	Normal Voltage	0.0001	
0	Normal Voltage	0.0011	
-10	Normal Voltage	0.0014	
-20	Normal Voltage	0.0019	
-30	Normal Voltage	0.0025	
20	Maximum Voltage	0.0010	
20	Normal Voltage	0.0000	
20	Battery End Point	0.0005	

Note:

1. Normal Voltage =3.85 V.；Battery End Point (BEP) =3.6 V.；Maximum Voltage =4.4 V.

Test Conditions		LTE Band 38 (QPSK) / Middle Channel	Limit
Temperature (°C)	Voltage (Volt)	BW 10MHz	Note 2.
		Deviation (ppm)	Result
50	Normal Voltage	0.0012	PASS
40	Normal Voltage	0.0007	
30	Normal Voltage	0.0002	
20(Ref.)	Normal Voltage	0.0000	
10	Normal Voltage	0.0001	
0	Normal Voltage	0.0006	
-10	Normal Voltage	0.0008	
-20	Normal Voltage	0.0009	
-30	Normal Voltage	0.0014	
20	Maximum Voltage	0.0006	
20	Normal Voltage	0.0000	
20	Battery End Point	0.0016	

Note:

1. Normal Voltage =3.85 V.；Battery End Point (BEP) =3.6 V.；Maximum Voltage =4.4 V.
2. Note: The frequency fundamental emissions stay within the authorized frequency block.

Test Conditions		LTE Band 41 (QPSK) / Middle Channel	Limit
Temperature (°C)	Voltage (Volt)	BW 10MHz	Note 2.
		Deviation (ppm)	Result
50	Normal Voltage	0.0007	PASS
40	Normal Voltage	0.0004	
30	Normal Voltage	0.0002	
20(Ref.)	Normal Voltage	0.0000	
10	Normal Voltage	0.0005	
0	Normal Voltage	0.0008	
-10	Normal Voltage	0.0009	
-20	Normal Voltage	0.0012	
-30	Normal Voltage	0.0013	
20	Maximum Voltage	0.0010	
20	Normal Voltage	0.0000	
20	Battery End Point	0.0001	

Note:

1. Normal Voltage =3.85 V.；Battery End Point (BEP) =3.6 V.；Maximum Voltage =4.4 V.
2. Note: The frequency fundamental emissions stay within the authorized frequency block.

Appendix B. Test Results of Radiated Test

Radiated Spurious Emission

LTE Band 2 / 1.4MHz / QPSK									
Channel	Frequency (MHz)	EIRP (dBm)	Limit (dBm)	Over Limit (dB)	SPA Reading (dBm)	S.G. Power (dBm)	TX Cable loss (dB)	TX Antenna Gain (dBi)	Polarization (H/V)
Lowest	3700.32	-51.51	-13	-38.51	-65.13	-59.09	5.02	12.60	H
	5550.48	-37.49	-13	-24.49	-54.54	-43.29	7.3	13.10	H
	7400.64	-57.39	-13	-44.39	-77.37	-60.96	7.73	11.30	H
	3700.32	-58.50	-13	-45.50	-72.83	-66.08	5.02	12.6	V
	5550.48	-47.73	-13	-34.73	-64.26	-53.53	7.3	13.1	V
	7400.64	-59.49	-13	-46.49	-79.13	-63.06	7.73	11.3	V
Middle	3758.92	-51.43	-13	-38.43	-65.05	-59.01	5.02	12.60	H
	5638.38	-41.24	-13	-28.24	-57.84	-47.04	7.3	13.10	H
	7517.84	-58.83	-13	-45.83	-78.81	-62.40	7.73	11.30	H
	3758.92	-57.22	-13	-44.22	-71.55	-64.80	5.02	12.6	V
	5638.38	-49.60	-13	-36.60	-66.13	-55.40	7.3	13.1	V
	7517.84	-58.88	-13	-45.88	-78.52	-62.45	7.73	11.3	V
Highest	3817.52	-45.83	-13	-32.83	-59.45	-53.41	5.02	12.60	H
	5726.28	-39.83	-13	-26.83	-56.48	-45.63	7.3	13.10	H
	7635.04	-58.77	-13	-45.77	-78.75	-62.34	7.73	11.30	H
	3817.52	-51.96	-13	-38.96	-66.29	-59.54	5.02	12.6	V
	5726.28	-48.56	-13	-35.56	-65.09	-54.36	7.3	13.1	V
	7635.04	-58.73	-13	-45.73	-78.37	-62.30	7.73	11.3	V

Remark: Spurious emissions within 30-1000MHz were found more than 20dB below limit line.

LTE Band 2 / 3MHz / QPSK									
Channel	Frequency (MHz)	EIRP (dBm)	Limit (dBm)	Over Limit (dB)	SPA Reading (dBm)	S.G. Power (dBm)	TX Cable loss (dB)	TX Antenna Gain (dBi)	Polarization (H/V)
Lowest	3700.48	-53.15	-13	-40.15	-66.77	-60.73	5.02	12.60	H
	5550.72	-56.47	-13	-43.47	-73.07	-62.27	7.3	13.10	H
	7400.96	-58.76	-13	-45.76	-78.74	-62.33	7.73	11.30	H
	3700.48	-58.98	-13	-45.98	-73.31	-66.56	5.02	12.6	V
	5550.72	-58.36	-13	-45.36	-74.89	-64.16	7.3	13.1	V
	7400.96	-58.90	-13	-45.90	-78.54	-62.47	7.73	11.3	V
Middle	3757.48	-54.29	-13	-41.29	-67.91	-61.87	5.02	12.60	H
	5636.22	-60.54	-13	-47.54	-77.14	-66.34	7.3	13.10	H
	7514.96	-58.71	-13	-45.71	-78.69	-62.28	7.73	11.30	H
	3757.48	-59.26	-13	-46.26	-73.59	-66.84	5.02	12.6	V
	5636.22	-61.77	-13	-48.77	-78.3	-67.57	7.3	13.1	V
	7514.96	-58.97	-13	-45.97	-78.61	-62.54	7.73	11.3	V
Highest	3814.48	-46.90	-13	-33.90	-60.52	-54.48	5.02	12.60	H
	5721.72	-59.24	-13	-46.24	-75.84	-65.04	7.3	13.10	H
	7628.96	-58.68	-13	-45.68	-78.66	-62.25	7.73	11.30	H
	3814.48	-54.55	-13	-41.55	-68.88	-62.13	5.02	12.6	V
	5721.72	-62.40	-13	-49.40	-78.93	-68.20	7.3	13.1	V
	7628.96	-58.94	-13	-45.94	-78.58	-62.51	7.73	11.3	V

Remark: Spurious emissions within 30-1000MHz were found more than 20dB below limit line.

LTE Band 2 / 5MHz / QPSK									
Channel	Frequency (MHz)	EIRP (dBm)	Limit (dBm)	Over Limit (dB)	SPA Reading (dBm)	S.G. Power (dBm)	TX Cable loss (dB)	TX Antenna Gain (dBi)	Polarization (H/V)
Lowest	3700.68	-51.41	-13	-38.41	-65.03	-58.99	5.02	12.60	H
	5551.02	-40.80	-13	-27.80	-57.40	-46.60	7.3	13.10	H
	7401.36	-58.92	-13	-45.92	-78.90	-62.49	7.73	11.30	H
	3700.68	-58.24	-13	-45.24	-72.57	-65.82	5.02	12.6	V
	5551.02	-49.45	-13	-36.45	-65.98	-55.25	7.3	13.1	V
	7401.36	-59.44	-13	-46.44	-79.08	-63.01	7.73	11.3	V
Middle	3755.68	-53.37	-13	-40.37	-66.99	-60.95	5.02	12.60	H
	5633.52	-44.32	-13	-31.32	-60.92	-50.12	7.3	13.10	H
	7511.36	-58.46	-13	-45.46	-78.44	-62.03	7.73	11.30	H
	3755.68	-58.44	-13	-45.44	-72.77	-66.02	5.02	12.6	V
	5633.52	-52.70	-13	-39.70	-69.23	-58.50	7.3	13.1	V
	7511.36	-59.02	-13	-46.02	-78.66	-62.59	7.73	11.3	V
Highest	3810.68	-48.15	-13	-35.15	-61.77	-55.73	5.02	12.60	H
	5716.02	-42.66	-13	-29.66	-59.26	-48.46	7.3	13.10	H
	7621.36	-58.39	-13	-45.39	-78.37	-61.96	7.73	11.30	H
	3810.68	-55.73	-13	-42.73	-70.06	-63.31	5.02	12.6	V
	5716.02	-50.98	-13	-37.98	-67.51	-56.78	7.3	13.1	V
	7621.36	-58.80	-13	-45.80	-78.44	-62.37	7.73	11.3	V

Remark: Spurious emissions within 30-1000MHz were found more than 20dB below limit line.

LTE Band 2 / 10MHz / QPSK									
Channel	Frequency (MHz)	EIRP (dBm)	Limit (dBm)	Over Limit (dB)	SPA Reading (dBm)	S.G. Power (dBm)	TX Cable loss (dB)	TX Antenna Gain (dBi)	Polarization (H/V)
Lowest	3701.18	-53.16	-13	-40.16	-66.78	-60.74	5.02	12.60	H
	5551.77	-57.11	-13	-44.11	-73.71	-62.91	7.3	13.10	H
	7402.36	-58.67	-13	-45.67	-78.65	-62.24	7.73	11.30	H
	3701.18	-59.07	-13	-46.07	-73.4	-66.65	5.02	12.6	V
	5551.77	-61.77	-13	-48.77	-78.3	-67.57	7.3	13.1	V
	7402.36	-59.20	-13	-46.20	-78.84	-62.77	7.73	11.3	V
Middle	3751.18	-53.14	-13	-40.14	-66.76	-60.72	5.02	12.60	H
	5626.77	-47.09	-13	-34.09	-63.69	-52.89	7.3	13.10	H
	7502	-58.80	-13	-45.80	-78.78	-62.37	7.73	11.30	H
	3751.18	-58.69	-13	-45.69	-73.02	-66.27	5.02	12.6	V
	5626.77	-53.65	-13	-40.65	-70.18	-59.45	7.3	13.1	V
	7502	-59.25	-13	-46.25	-78.89	-62.82	7.73	11.3	V
Highest	3801.18	-56.27	-13	-43.27	-69.89	-63.85	5.02	12.60	H
	5701.77	-44.49	-13	-31.49	-61.09	-50.29	7.3	13.10	H
	7602.36	-58.77	-13	-45.77	-78.75	-62.34	7.73	11.30	H
	3801.18	-60.65	-13	-47.65	-74.98	-68.23	5.02	12.6	V
	5701.77	-62.08	-13	-49.08	-78.61	-67.88	7.3	13.1	V
	7602.36	-59.03	-13	-46.03	-78.67	-62.60	7.73	11.3	V

Remark: Spurious emissions within 30-1000MHz were found more than 20dB below limit line.

LTE Band 2 / 15MHz / QPSK									
Channel	Frequency (MHz)	EIRP (dBm)	Limit (dBm)	Over Limit (dB)	SPA Reading (dBm)	S.G. Power (dBm)	TX Cable loss (dB)	TX Antenna Gain (dBi)	Polarization (H/V)
Lowest	3701.68	-53.21	-13	-40.21	-66.83	-60.79	5.02	12.60	H
	5552.52	-36.13	-13	-23.13	-53.62	-41.93	7.3	13.10	H
	7404	-58.98	-13	-45.98	-78.96	-62.55	7.73	11.30	H
	3701.68	-59.72	-13	-46.72	-74.05	-67.30	5.02	12.6	V
	5552.52	-43.79	-13	-30.79	-60.32	-49.59	7.3	13.1	V
	7404	-59.28	-13	-46.28	-78.92	-62.85	7.73	11.3	V
Middle	3746.68	-53.26	-13	-40.26	-66.88	-60.84	5.02	12.60	H
	5620.02	-40.44	-13	-27.44	-57.04	-46.24	7.3	13.10	H
	7493.36	-58.80	-13	-45.80	-78.78	-62.37	7.73	11.30	H
	3746.68	-60.26	-13	-47.26	-74.59	-67.84	5.02	12.6	V
	5620.02	-49.32	-13	-36.32	-65.85	-55.12	7.3	13.1	V
	7493.36	-59.19	-13	-46.19	-78.83	-62.76	7.73	11.3	V
Highest	3791.68	-55.93	-13	-42.93	-69.55	-63.51	5.02	12.60	H
	5687.52	-36.14	-13	-23.14	-53.63	-41.94	7.3	13.10	H
	7583.36	-58.85	-13	-45.85	-78.83	-62.42	7.73	11.30	H
	3791.68	-61.89	-13	-48.89	-76.22	-69.47	5.02	12.6	V
	5687.52	-45.23	-13	-32.23	-61.76	-51.03	7.3	13.1	V
	7583.36	-58.87	-13	-45.87	-78.51	-62.44	7.73	11.3	V

Remark: Spurious emissions within 30-1000MHz were found more than 20dB below limit line.

LTE Band 2 / 20MHz / QPSK									
Channel	Frequency (MHz)	EIRP (dBm)	Limit (dBm)	Over Limit (dB)	SPA Reading (dBm)	S.G. Power (dBm)	TX Cable loss (dB)	TX Antenna Gain (dBi)	Polarization (H/V)
Lowest	3702.18	-52.33	-13	-39.33	-65.95	-59.91	5.02	12.60	H
	5553.27	-42.69	-13	-29.69	-59.29	-48.49	7.3	13.10	H
	7404.36	-58.98	-13	-45.98	-78.96	-62.55	7.73	11.30	H
	3702.18	-59.76	-13	-46.76	-74.09	-67.34	5.02	12.6	V
	5553.27	-49.69	-13	-36.69	-66.22	-55.49	7.3	13.1	V
	7404.36	-59.23	-13	-46.23	-78.87	-62.80	7.73	11.3	V
Middle	3742.18	-56.96	-13	-43.96	-70.58	-64.54	5.02	12.60	H
	5613.27	-40.73	-13	-27.73	-57.33	-46.53	7.3	13.10	H
	7484.36	-58.78	-13	-45.78	-78.76	-62.35	7.73	11.30	H
	3742.18	-61.43	-13	-48.43	-75.76	-69.01	5.02	12.6	V
	5613.27	-48.09	-13	-35.09	-64.62	-53.89	7.3	13.1	V
	7484.36	-59.08	-13	-46.08	-78.72	-62.65	7.73	11.3	V
Highest	3782.18	-53.59	-13	-40.59	-67.21	-61.17	5.02	12.60	H
	5673.27	-36.20	-13	-23.20	-53.67	-42.00	7.3	13.10	H
	7564.36	-58.67	-13	-45.67	-78.65	-62.24	7.73	11.30	H
	3782.18	-58.64	-13	-45.64	-72.97	-66.22	5.02	12.6	V
	5673.27	-46.23	-13	-33.23	-62.76	-52.03	7.3	13.1	V
	7564.36	-58.84	-13	-45.84	-78.48	-62.41	7.73	11.3	V

Remark: Spurious emissions within 30-1000MHz were found more than 20dB below limit line.

LTE Band 4 / 1.4MHz / QPSK									
Channel	Frequency (MHz)	EIRP (dBm)	Limit (dBm)	Over Limit (dB)	SPA Reading (dBm)	S.G. Power (dBm)	TX Cable loss (dB)	TX Antenna Gain (dBi)	Polarization (H/V)
Lowest	3420.32	-59.57	-13	-46.57	-73.27	-67.54	4.63	12.60	H
	5130.48	-60.94	-13	-47.94	-78.87	-67.39	6.25	12.70	H
	6840.64	-59.72	-13	-46.72	-79.34	-64.49	8.23	13.00	H
	3420.32	-65.01	-13	-52.01	-76.42	-72.98	4.63	12.6	V
	5130.48	-65.27	-13	-52.27	-78.88	-71.72	6.25	12.7	V
	6840.64	-60.03	-13	-47.03	-79.15	-64.80	8.23	13	V
Middle	3463.74	-61.18	-13	-48.18	-74.88	-69.15	4.63	12.60	H
	5195.61	-61.44	-13	-48.44	-79.37	-67.89	6.25	12.70	H
	6927.48	-59.70	-13	-46.70	-79.32	-64.47	8.23	13.00	H
	3463.74	-65.75	-13	-52.75	-77.16	-73.72	4.63	12.6	V
	5195.61	-65.55	-13	-52.55	-79.16	-72.00	6.25	12.7	V
	6927.48	-60.10	-13	-47.10	-79.22	-64.87	8.23	13	V
Highest	3507.52	-58.95	-13	-45.95	-72.65	-66.92	4.63	12.60	H
	5261.28	-61.04	-13	-48.04	-78.97	-67.49	6.25	12.70	H
	7015.04	-59.44	-13	-46.44	-79.06	-64.21	8.23	13.00	H
	3507.52	-64.64	-13	-51.64	-76.05	-72.61	4.63	12.6	V
	5261.28	-65.14	-13	-52.14	-78.75	-71.59	6.25	12.7	V
	7015.04	-60.07	-13	-47.07	-79.19	-64.84	8.23	13	V

Remark: Spurious emissions within 30-1000MHz were found more than 20dB below limit line.

LTE Band 4 / 3MHz / QPSK									
Channel	Frequency (MHz)	EIRP (dBm)	Limit (dBm)	Over Limit (dB)	SPA Reading (dBm)	S.G. Power (dBm)	TX Cable loss (dB)	TX Antenna Gain (dBi)	Polarization (H/V)
Lowest	3420.48	-59.66	-13	-46.66	-73.36	-67.63	4.63	12.60	H
	5130.72	-60.86	-13	-47.86	-78.79	-67.31	6.25	12.70	H
	6840.96	-59.31	-13	-46.31	-78.93	-64.08	8.23	13.00	H
	3420.48	-65.25	-13	-52.25	-76.66	-73.22	4.63	12.6	V
	5130.72	-65.33	-13	-52.33	-78.94	-71.78	6.25	12.7	V
	6840.96	-60.30	-13	-47.30	-79.42	-65.07	8.23	13	V
Middle	3462.48	-60.04	-13	-47.04	-73.74	-68.01	4.63	12.60	H
	5193.72	-60.91	-13	-47.91	-78.84	-67.36	6.25	12.70	H
	6924.96	-59.76	-13	-46.76	-79.38	-64.53	8.23	13.00	H
	3462.48	-65.38	-13	-52.38	-76.79	-73.35	4.63	12.6	V
	5193.72	-65.53	-13	-52.53	-79.14	-71.98	6.25	12.7	V
	6924.96	-60.24	-13	-47.24	-79.36	-65.01	8.23	13	V
Highest	3504.48	-59.20	-13	-46.20	-72.90	-67.17	4.63	12.60	H
	5256.72	-60.94	-13	-47.94	-78.87	-67.39	6.25	12.70	H
	7008.96	-59.34	-13	-46.34	-78.96	-64.11	8.23	13.00	H
	3504.48	-65.10	-13	-52.10	-76.51	-73.07	4.63	12.6	V
	5256.72	-65.38	-13	-52.38	-78.99	-71.83	6.25	12.7	V
	7008.96	-59.78	-13	-46.78	-78.9	-64.55	8.23	13	V

Remark: Spurious emissions within 30-1000MHz were found more than 20dB below limit line.

LTE Band 4 / 5MHz / QPSK									
Channel	Frequency (MHz)	EIRP (dBm)	Limit (dBm)	Over Limit (dB)	SPA Reading (dBm)	S.G. Power (dBm)	TX Cable loss (dB)	TX Antenna Gain (dBi)	Polarization (H/V)
Lowest	3420.68	-61.04	-13	-48.04	-74.74	-69.01	4.63	12.60	H
	5131.02	-60.46	-13	-47.46	-78.39	-66.91	6.25	12.70	H
	6841.36	-59.43	-13	-46.43	-79.05	-64.20	8.23	13.00	H
	3420.68	-65.30	-13	-52.30	-76.71	-73.27	4.63	12.6	V
	5131.02	-64.58	-13	-51.58	-78.19	-71.03	6.25	12.7	V
	6841.36	-60.04	-13	-47.04	-79.16	-64.81	8.23	13	V
Middle	3460.68	-63.01	-13	-50.01	-76.71	-70.98	4.63	12.60	H
	5191.02	-60.60	-13	-47.60	-78.53	-67.05	6.25	12.70	H
	6921.36	-59.45	-13	-46.45	-79.07	-64.22	8.23	13.00	H
	3460.68	-65.24	-13	-52.24	-76.65	-73.21	4.63	12.6	V
	5191.02	-65.16	-13	-52.16	-78.77	-71.61	6.25	12.7	V
	6921.36	-60.13	-13	-47.13	-79.25	-64.90	8.23	13	V
Highest	3500.68	-59.00	-13	-46.00	-72.70	-66.97	4.63	12.60	H
	5251.02	-61.02	-13	-48.02	-78.95	-67.47	6.25	12.70	H
	7001.36	-59.34	-13	-46.34	-78.96	-64.11	8.23	13.00	H
	3500.68	-64.22	-13	-51.22	-75.63	-72.19	4.63	12.6	V
	5251.02	-65.42	-13	-52.42	-79.03	-71.87	6.25	12.7	V
	7001.36	-59.97	-13	-46.97	-79.09	-64.74	8.23	13	V

Remark: Spurious emissions within 30-1000MHz were found more than 20dB below limit line.

LTE Band 4 / 10MHz / QPSK									
Channel	Frequency (MHz)	EIRP (dBm)	Limit (dBm)	Over Limit (dB)	SPA Reading (dBm)	S.G. Power (dBm)	TX Cable loss (dB)	TX Antenna Gain (dBi)	Polarization (H/V)
Lowest	3421.18	-61.73	-13	-48.73	-75.43	-69.70	4.63	12.60	H
	5131.77	-60.61	-13	-47.61	-78.54	-67.06	6.25	12.70	H
	6842.36	-59.48	-13	-46.48	-79.10	-64.25	8.23	13.00	H
	3421.18	-65.00	-13	-52.00	-76.41	-72.97	4.63	12.6	V
	5131.77	-64.90	-13	-51.90	-78.51	-71.35	6.25	12.7	V
	6842.36	-60.19	-13	-47.19	-79.31	-64.96	8.23	13	V
Middle	3456.18	-59.11	-13	-46.11	-72.81	-67.08	4.63	12.60	H
	5184.27	-61.13	-13	-48.13	-79.06	-67.58	6.25	12.70	H
	6912.36	-59.40	-13	-46.40	-79.02	-64.17	8.23	13.00	H
	3456.18	-65.27	-13	-52.27	-76.68	-73.24	4.63	12.6	V
	5184.27	-65.46	-13	-52.46	-79.07	-71.91	6.25	12.7	V
	6912.36	-60.11	-13	-47.11	-79.23	-64.88	8.23	13	V
Highest	3491.18	-58.57	-13	-45.57	-72.27	-66.54	4.63	12.60	H
	5236.77	-60.97	-13	-47.97	-78.90	-67.42	6.25	12.70	H
	6982.36	-59.49	-13	-46.49	-79.11	-64.26	8.23	13.00	H
	3491.18	-65.74	-13	-52.74	-77.15	-73.71	4.63	12.6	V
	5236.77	-65.47	-13	-52.47	-79.08	-71.92	6.25	12.7	V
	6982.36	-59.94	-13	-46.94	-79.06	-64.71	8.23	13	V

Remark: Spurious emissions within 30-1000MHz were found more than 20dB below limit line.

LTE Band 4 / 15MHz / QPSK									
Channel	Frequency (MHz)	EIRP (dBm)	Limit (dBm)	Over Limit (dB)	SPA Reading (dBm)	S.G. Power (dBm)	TX Cable loss (dB)	TX Antenna Gain (dBi)	Polarization (H/V)
Lowest	3421.68	-58.19	-13	-45.19	-71.89	-66.16	4.63	12.60	H
	5132.52	-58.57	-13	-45.57	-76.50	-65.02	6.25	12.70	H
	6843.36	-59.49	-13	-46.49	-79.11	-64.26	8.23	13.00	H
	3421.68	-64.62	-13	-51.62	-76.03	-72.59	4.63	12.6	V
	5132.52	-63.60	-13	-50.60	-77.21	-70.05	6.25	12.7	V
	6843.36	-59.92	-13	-46.92	-79.04	-64.69	8.23	13	V
Middle	3456.18	-57.31	-13	-44.31	-71.01	-65.28	4.63	12.60	H
	5184.27	-60.22	-13	-47.22	-78.15	-66.67	6.25	12.70	H
	6912.36	-58.66	-13	-45.66	-78.28	-63.43	8.23	13.00	H
	3456.18	-63.95	-13	-50.95	-75.36	-71.92	4.63	12.6	V
	5184.27	-63.95	-13	-50.95	-76.39	-70.40	6.25	12.7	V
	6912.36	-59.26	-13	-46.26	-78.38	-64.03	8.23	13	V
Highest	3481.68	-57.48	-13	-44.48	-71.18	-65.45	4.63	12.60	H
	5222.52	-60.08	-13	-47.08	-78.01	-66.53	6.25	12.70	H
	6963.36	-58.95	-13	-45.95	-78.57	-63.72	8.23	13.00	H
	3481.68	-65.07	-13	-52.07	-76.48	-73.04	4.63	12.6	V
	5222.52	-62.87	-13	-49.87	-76.48	-69.32	6.25	12.7	V
	6963.36	-59.41	-13	-46.41	-78.53	-64.18	8.23	13	V

Remark: Spurious emissions within 30-1000MHz were found more than 20dB below limit line.

LTE Band 4 / 20MHz / QPSK									
Channel	Frequency (MHz)	EIRP (dBm)	Limit (dBm)	Over Limit (dB)	SPA Reading (dBm)	S.G. Power (dBm)	TX Cable loss (dB)	TX Antenna Gain (dBi)	Polarization (H/V)
Lowest	3422.18	-60.69	-13	-47.69	-74.39	-68.66	4.63	12.60	H
	5133.27	-60.44	-13	-47.44	-78.37	-66.89	6.25	12.70	H
	6844.36	-59.10	-13	-46.10	-78.72	-63.87	8.23	13.00	H
	3422.18	-64.92	-13	-51.92	-76.33	-72.89	4.63	12.6	V
	5133.27	-64.33	-13	-51.33	-77.94	-70.78	6.25	12.7	V
	6844.36	-59.64	-13	-46.64	-78.76	-64.41	8.23	13	V
Middle	3447.18	-58.97	-13	-45.97	-72.67	-66.94	4.63	12.60	H
	5170.77	-60.64	-13	-47.64	-78.57	-67.09	6.25	12.70	H
	6894.36	-59.18	-13	-46.18	-78.80	-63.95	8.23	13.00	H
	3447.18	-64.98	-13	-51.98	-76.39	-72.95	4.63	12.6	V
	5170.77	-64.83	-13	-51.83	-78.44	-71.28	6.25	12.7	V
	6894.36	-59.86	-13	-46.86	-78.98	-64.63	8.23	13	V
Highest	3472.18	-59.75	-13	-46.75	-73.45	-67.72	4.63	12.60	H
	5208.27	-60.69	-13	-47.69	-78.62	-67.14	6.25	12.70	H
	6944.36	-59.36	-13	-46.36	-78.98	-64.13	8.23	13.00	H
	3472.18	-65.20	-13	-52.20	-76.61	-73.17	4.63	12.6	V
	5208.27	-65.12	-13	-52.12	-78.73	-71.57	6.25	12.7	V
	6944.36	-60.07	-13	-47.07	-79.19	-64.84	8.23	13	V

Remark: Spurious emissions within 30-1000MHz were found more than 20dB below limit line.

LTE Band 5 / 1.4MHz / QPSK									
Channel	Frequency (MHz)	ERP (dBm)	Limit (dBm)	Over Limit (dB)	SPA Reading (dBm)	S.G. Power (dBm)	TX Cable loss (dB)	TX Antenna Gain (dBi)	Polarization (H/V)
Lowest	1649.92	-60.38	-13	-47.38	-62.09	-64.75	2.88	9.40	H
	2474.88	-52.76	-13	-39.76	-58.82	-58.71	2.5	10.60	H
	3299.84	-67.86	-13	-54.86	-75.86	-73.68	4.63	12.60	H
	1649.92	-69.63	-13	-56.63	-71.47	-74.00	2.88	9.40	V
	2474.88	-62.19	-13	-49.19	-68.14	-68.14	2.50	10.60	V
	3299.84	-68.71	-13	-55.71	-76.74	-74.53	4.63	12.60	V
Middle	1671.92	-54.92	-13	-41.92	-56.63	-59.29	2.88	9.40	H
	2507.88	-55.75	-13	-42.75	-61.81	-61.70	2.5	10.60	H
	3343.84	-68.28	-13	-55.28	-76.28	-74.10	4.63	12.60	H
	1671.92	-68.12	-13	-55.12	-69.96	-72.49	2.88	9.40	V
	2507.88	-63.98	-13	-50.98	-69.93	-69.93	2.50	10.60	V
	3343.84	-69.05	-13	-56.05	-77.08	-74.87	4.63	12.60	V
Highest	1695.52	-63.17	-13	-50.17	-64.88	-67.54	2.88	9.40	H
	2543.28	-62.13	-13	-49.13	-68.19	-68.08	2.5	10.60	H
	3391.04	-67.31	-13	-54.31	-75.31	-73.13	4.63	12.60	H
	1695.52	-71.85	-13	-58.85	-73.69	-76.22	2.88	9.40	V
	2543.28	-67.33	-13	-54.33	-73.28	-73.28	2.50	10.60	V
	3391.04	-68.84	-13	-55.84	-76.87	-74.66	4.63	12.60	V

Remark: Spurious emissions within 30-1000MHz were found more than 20dB below limit line.

LTE Band 5 / 3MHz / QPSK									
Channel	Frequency (MHz)	ERP (dBm)	Limit (dBm)	Over Limit (dB)	SPA Reading (dBm)	S.G. Power (dBm)	TX Cable loss (dB)	TX Antenna Gain (dBi)	Polarization (H/V)
Lowest	1648.5	-68.25	-13	-55.25	-69.96	-72.62	2.88	9.40	H
	2472.75	-56.85	-13	-43.85	-62.91	-62.80	2.5	10.60	H
	3297	-68.27	-13	-55.27	-76.27	-74.09	4.63	12.60	H
	1648.5	-70.88	-13	-57.88	-72.72	-75.25	2.88	9.40	V
	2472.75	-56.75	-13	-43.75	-62.70	-62.70	2.50	10.60	V
	3297	-68.37	-13	-55.37	-76.40	-74.19	4.63	12.60	V
Middle	1670.48	-71.61	-13	-58.61	-73.32	-75.98	2.88	9.40	H
	2505.72	-57.33	-13	-44.33	-63.39	-63.28	2.5	10.60	H
	3340.96	-68.86	-13	-55.86	-76.86	-74.68	4.63	12.60	H
	1670.48	-72.58	-13	-59.58	-74.42	-76.95	2.88	9.40	V
	2505.72	-59.40	-13	-46.40	-65.35	-65.35	2.50	10.60	V
	3340.96	-68.84	-13	-55.84	-76.87	-74.66	4.63	12.60	V
Highest	1688.5	-70.69	-13	-57.69	-72.40	-75.06	2.88	9.40	H
	2532.75	-57.89	-13	-44.89	-63.95	-63.84	2.5	10.60	H
	3377	-68.94	-13	-55.94	-76.94	-74.76	4.63	12.60	H
	1688.5	-72.51	-13	-59.51	-74.35	-76.88	2.88	9.40	V
	2532.75	-59.91	-13	-46.91	-65.86	-65.86	2.50	10.60	V
	3377	-68.91	-13	-55.91	-76.94	-74.73	4.63	12.60	V

Remark: Spurious emissions within 30-1000MHz were found more than 20dB below limit line.

LTE Band 5 / 5MHz / QPSK									
Channel	Frequency (MHz)	ERP (dBm)	Limit (dBm)	Over Limit (dB)	SPA Reading (dBm)	S.G. Power (dBm)	TX Cable loss (dB)	TX Antenna Gain (dBi)	Polarization (H/V)
Lowest	1648.68	-73.45	-13	-60.45	-75.16	-77.82	2.88	9.40	H
	2473.02	-67.80	-13	-54.80	-73.86	-73.75	2.5	10.60	H
	3297.36	-69.31	-13	-56.31	-77.31	-75.13	4.63	12.60	H
	1648.68	-73.39	-13	-60.39	-75.23	-77.76	2.88	9.40	V
	2473.02	-69.77	-13	-56.77	-75.72	-75.72	2.50	10.60	V
	3297.36	-69.48	-13	-56.48	-77.51	-75.30	4.63	12.60	V
Middle	1668.68	-73.42	-13	-60.42	-75.13	-77.79	2.88	9.40	H
	2503.02	-68.54	-13	-55.54	-74.60	-74.49	2.5	10.60	H
	3337.36	-69.20	-13	-56.20	-77.20	-75.02	4.63	12.60	H
	1668.68	-73.19	-13	-60.19	-75.03	-77.56	2.88	9.40	V
	2503.02	-70.15	-13	-57.15	-76.10	-76.10	2.50	10.60	V
	3337.36	-69.24	-13	-56.24	-77.27	-75.06	4.63	12.60	V
Highest	1688.68	-73.45	-13	-60.45	-75.16	-77.82	2.88	9.40	H
	2533.02	-68.68	-13	-55.68	-74.74	-74.63	2.5	10.60	H
	3377.36	-69.47	-13	-56.47	-77.47	-75.29	4.63	12.60	H
	1688.68	-73.56	-13	-60.56	-75.40	-77.93	2.88	9.40	V
	2533.02	-68.71	-13	-55.71	-74.66	-74.66	2.50	10.60	V
	3377.36	-69.48	-13	-56.48	-77.51	-75.30	4.63	12.60	V

Remark: Spurious emissions within 30-1000MHz were found more than 20dB below limit line.

LTE Band 5 / 10MHz / QPSK									
Channel	Frequency (MHz)	ERP (dBm)	Limit (dBm)	Over Limit (dB)	SPA Reading (dBm)	S.G. Power (dBm)	TX Cable loss (dB)	TX Antenna Gain (dBi)	Polarization (H/V)
Lowest	1649.18	-67.15	-13	-54.15	-68.86	-71.52	2.88	9.40	H
	2473.77	-68.01	-13	-55.01	-74.07	-73.96	2.5	10.60	H
	3298.36	-69.27	-13	-56.27	-77.27	-75.09	4.63	12.60	H
	1649.18	-71.52	-13	-58.52	-73.36	-75.89	2.88	9.40	V
	2473.77	-70.25	-13	-57.25	-76.20	-76.20	2.50	10.60	V
	3298.36	-69.19	-13	-56.19	-77.22	-75.01	4.63	12.60	V
Middle	1664.18	-68.64	-13	-55.64	-70.35	-73.01	2.88	9.40	H
	2496.27	-56.43	-13	-43.43	-62.49	-62.38	2.5	10.60	H
	3328.36	-69.46	-13	-56.46	-77.46	-75.28	4.63	12.60	H
	1664.18	-71.38	-13	-58.38	-73.22	-75.75	2.88	9.40	V
	2496.27	-62.59	-13	-49.59	-68.54	-68.54	2.50	10.60	V
	3328.36	-69.42	-13	-56.42	-77.45	-75.24	4.63	12.60	V
Highest	1679.18	-65.88	-13	-52.88	-67.59	-70.25	2.88	9.40	H
	2518.77	-65.82	-13	-52.82	-71.88	-71.77	2.5	10.60	H
	3358.36	-69.35	-13	-56.35	-77.35	-75.17	4.63	12.60	H
	1679.18	-71.91	-13	-58.91	-73.75	-76.28	2.88	9.40	V
	2518.77	-69.00	-13	-56.00	-74.95	-74.95	2.50	10.60	V
	3358.36	-77.14	-13	-64.14	-77.14	-82.96	4.63	12.60	V

Remark: Spurious emissions within 30-1000MHz were found more than 20dB below limit line.

LTE Band 7 / 5MHz / QPSK									
Channel	Frequency (MHz)	EIRP (dBm)	Limit (dBm)	Over Limit (dB)	SPA Reading (dBm)	S.G. Power (dBm)	TX Cable loss (dB)	TX Antenna Gain (dBi)	Polarization (H/V)
Lowest	5000.7	-59.63	-25	-34.63	-76.70	-66.48	6.25	13.10	H
	7501.0	-57.23	-25	-32.23	-78.10	-60.80	7.73	11.30	H
	10001.4	-52.85	-25	-27.85	-78.95	-56.51	8.44	12.10	H
	12501.7	-45.62	-25	-20.62	-74.64	-50.24	8.98	13.60	H
	5000.7	-58.51	-25	-33.51	-75.25	-65.36	6.25	13.10	V
	7501.0	-58.21	-25	-33.21	-78.75	-61.78	7.73	11.30	V
	10001.4	-55.04	-25	-30.04	-79.33	-58.70	8.44	12.10	V
	12501.7	-49.78	-25	-24.78	-78.94	-54.40	8.98	13.60	V
Middle	5065.7	-61.19	-25	-36.19	-78.26	-68.04	6.25	13.10	H
	7598.5	-57.59	-25	-32.59	-78.46	-61.16	7.73	11.30	H
	10131.4	-53.67	-25	-28.67	-79.77	-57.33	8.44	12.10	H
	12662.5	-46.58	-25	-21.58	-75.60	-51.20	8.98	13.60	H
	5065.7	-61.34	-25	-36.34	-78.08	-68.19	6.25	13.10	V
	7598.5	-57.91	-25	-32.91	-78.45	-61.48	7.73	11.30	V
	10131.4	-55.26	-25	-30.26	-79.55	-58.92	8.44	12.10	V
	12662.5	-50.12	-25	-25.12	-79.28	-54.74	8.98	13.60	V
Highest	5130.7	-54.55	-25	-29.55	-71.62	-61.40	6.25	13.10	H
	7696.0	-57.41	-25	-32.41	-78.28	-60.98	7.73	11.30	H
	10261.4	-53.28	-25	-28.28	-79.38	-56.94	8.44	12.10	H
	5130.7	-54.04	-25	-29.04	-70.78	-60.89	6.25	13.10	V
	7696.0	-57.89	-25	-32.89	-78.43	-61.46	7.73	11.30	V
	10261.4	-55.74	-25	-30.74	-80.03	-59.40	8.44	12.10	V

Remark: Spurious emissions within 30-1000MHz were found more than 20dB below limit line.

LTE Band 7 / 10MHz / QPSK									
Channel	Frequency (MHz)	EIRP (dBm)	Limit (dBm)	Over Limit (dB)	SPA Reading (dBm)	S.G. Power (dBm)	TX Cable loss (dB)	TX Antenna Gain (dBi)	Polarization (H/V)
Lowest	5001.2	-61.19	-25	-36.19	-78.26	-68.04	6.25	13.10	H
	7501.8	-57.27	-25	-32.27	-78.14	-60.84	7.73	11.30	H
	10002.4	-53.63	-25	-28.63	-79.73	-57.29	8.44	12.10	H
	12503.0	-46.48	-25	-21.48	-75.50	-51.10	8.98	13.60	H
	5001.2	-61.18	-25	-36.18	-77.92	-68.03	6.25	13.10	V
	7501.8	-58.22	-25	-33.22	-78.76	-61.79	7.73	11.30	V
	10002.4	-55.19	-25	-30.19	-79.48	-58.85	8.44	12.10	V
	12503.0	-50.05	-25	-25.05	-79.21	-54.67	8.98	13.60	V
Middle	5061.2	-58.32	-25	-33.32	-75.39	-65.17	6.25	13.10	H
	7591.8	-57.54	-25	-32.54	-78.41	-61.11	7.73	11.30	H
	10122.4	-53.88	-25	-28.88	-79.98	-57.54	8.44	12.10	H
	12653.0	-46.46	-25	-21.46	-75.48	-51.08	8.98	13.60	H
	5061.2	-61.29	-25	-36.29	-78.03	-68.14	6.25	13.10	V
	7591.8	-58.15	-25	-33.15	-78.69	-61.72	7.73	11.30	V
	10122.4	-56.01	-25	-31.01	-80.3	-59.67	8.44	12.10	V
	12653.0	-49.95	-25	-24.95	-79.11	-54.57	8.98	13.60	V
Highest	5121.2	-57.12	-25	-32.12	-74.19	-63.97	6.25	13.10	H
	7681.8	-57.51	-25	-32.51	-78.38	-61.08	7.73	11.30	H
	10242.4	-53.79	-25	-28.79	-79.89	-57.45	8.44	12.10	H
	5121.2	-60.36	-25	-35.36	-77.1	-67.21	6.25	13.10	V
	7681.8	-57.81	-25	-32.81	-78.35	-61.38	7.73	11.30	V
	10242.4	-55.79	-25	-30.79	-80.08	-59.45	8.44	12.10	V

Remark: Spurious emissions within 30-1000MHz were found more than 20dB below limit line.

LTE Band 7 / 15MHz / QPSK									
Channel	Frequency (MHz)	EIRP (dBm)	Limit (dBm)	Over Limit (dB)	SPA Reading (dBm)	S.G. Power (dBm)	TX Cable loss (dB)	TX Antenna Gain (dBi)	Polarization (H/V)
Lowest	5001.7	-60.41	-25	-35.41	-77.48	-67.26	6.25	13.10	H
	7502.5	-57.77	-25	-32.77	-78.64	-61.34	7.73	11.30	H
	10003.4	-53.43	-25	-28.43	-79.53	-57.09	8.44	12.10	H
	12504.2	-47.08	-25	-22.08	-76.10	-51.70	8.98	13.60	H
	5001.7	-59.85	-25	-34.85	-76.59	-66.70	6.25	13.10	V
	7502.5	-58.27	-25	-33.27	-78.81	-61.84	7.73	11.30	V
	10003.4	-54.52	-25	-29.52	-78.81	-58.18	8.44	12.10	V
	12504.2	-49.94	-25	-24.94	-79.10	-54.56	8.98	13.60	V
Middle	5056.7	-56.07	-25	-31.07	-73.14	-62.92	6.25	13.10	H
	7585.0	-57.61	-25	-32.61	-78.48	-61.18	7.73	11.30	H
	10113.4	-53.44	-25	-28.44	-79.54	-57.10	8.44	12.10	H
	12641.7	-47.48	-25	-22.48	-76.50	-52.10	8.98	13.60	H
	5056.7	-56.29	-25	-31.29	-73.03	-63.14	6.25	13.10	V
	7585.0	-58.03	-25	-33.03	-78.57	-61.60	7.73	11.30	V
	10113.4	-55.78	-25	-30.78	-80.07	-59.44	8.44	12.10	V
	12641.7	-50.01	-25	-25.01	-79.17	-54.63	8.98	13.60	V
Highest	5111.7	-58.36	-25	-33.36	-75.43	-65.21	6.25	13.10	H
	7667.5	-57.46	-25	-32.46	-78.33	-61.03	7.73	11.30	H
	10223.4	-53.94	-25	-28.94	-80.04	-57.60	8.44	12.10	H
	5111.7	-56.63	-25	-31.63	-73.37	-63.48	6.25	13.10	V
	7667.5	-57.61	-25	-32.61	-78.15	-61.18	7.73	11.30	V
	10223.4	-55.51	-25	-30.51	-79.8	-59.17	8.44	12.10	V

Remark: Spurious emissions within 30-1000MHz were found more than 20dB below limit line.

LTE Band 7 / 20MHz / QPSK									
Channel	Frequency (MHz)	EIRP (dBm)	Limit (dBm)	Over Limit (dB)	SPA Reading (dBm)	S.G. Power (dBm)	TX Cable loss (dB)	TX Antenna Gain (dBi)	Polarization (H/V)
Lowest	5002.2	-59.71	-25	-34.71	-76.78	-66.56	6.25	13.10	H
	7503.3	-57.24	-25	-32.24	-78.11	-60.81	7.73	11.30	H
	10004.4	-53.22	-25	-28.22	-79.32	-56.88	8.44	12.10	H
	12505.5	-46.38	-25	-21.38	-75.40	-51.00	8.98	13.60	H
	5002.2	-59.13	-25	-34.13	-75.87	-65.98	6.25	13.10	V
	7503.3	-57.98	-25	-32.98	-78.52	-61.55	7.73	11.30	V
	10004.4	-55.61	-25	-30.61	-79.9	-59.27	8.44	12.10	V
	12505.5	-49.94	-25	-24.94	-79.10	-54.56	8.98	13.60	V
Middle	5052.2	-57.77	-25	-32.77	-74.84	-64.62	6.25	13.10	H
	7578.3	-57.66	-25	-32.66	-78.53	-61.23	7.73	11.30	H
	10104.4	-53.74	-25	-28.74	-79.84	-57.40	8.44	12.10	H
	12630.5	-48.45	-25	-23.45	-77.47	-53.07	8.98	13.60	H
	5052.2	-57.88	-25	-32.88	-74.62	-64.73	6.25	13.10	V
	7578.3	-57.99	-25	-32.99	-78.53	-61.56	7.73	11.30	V
	10104.4	-55.84	-25	-30.84	-80.13	-59.50	8.44	12.10	V
	12630.5	-50.07	-25	-25.07	-79.23	-54.69	8.98	13.60	V
Highest	5102.2	-59.09	-25	-34.09	-76.16	-65.94	6.25	13.10	H
	7653.3	-57.30	-25	-32.30	-78.17	-60.87	7.73	11.30	H
	10204.4	-53.86	-25	-28.86	-79.96	-57.52	8.44	12.10	H
	5102.2	-58.37	-25	-33.37	-75.11	-65.22	6.25	13.10	V
	7653.3	-57.99	-25	-32.99	-78.53	-61.56	7.73	11.30	V
	10204.4	-55.72	-25	-30.72	-80.01	-59.38	8.44	12.10	V

Remark: Spurious emissions within 30-1000MHz were found more than 20dB below limit line.

LTE Band 12 / 1.4MHz / QPSK									
Channel	Frequency (MHz)	ERP (dBm)	Limit (dBm)	Over Limit (dB)	SPA Reading (dBm)	S.G. Power (dBm)	TX Cable loss (dB)	TX Antenna Gain (dBi)	Polarization (H/V)
Lowest	1399.4	-67.51	-13	-54.51	-70.91	-70.48	2.88	8.00	H
	2099.1	-69.93	-13	-56.93	-76.13	-74.93	3.25	10.40	H
	2798.2	-68.28	-13	-55.28	-76.77	-73.76	3.87	11.50	H
	1399.4	-64.62	-13	-51.62	-68.06	-67.59	2.88	8.00	V
	2099.1	-71.42	-13	-58.42	-75.81	-76.42	3.25	10.40	V
	2798.2	-69.47	-13	-56.47	-76.84	-74.95	3.87	11.50	V
Middle	1413.74	-68.00	-13	-55.00	-71.40	-70.97	2.88	8.00	H
	2120.61	-62.46	-13	-49.46	-68.66	-67.46	3.25	10.40	H
	2827.48	-68.41	-13	-55.41	-76.90	-73.89	3.87	11.50	H
	1413.74	-64.44	-13	-51.44	-67.88	-67.41	2.88	8.00	V
	2120.61	-66.25	-13	-53.25	-70.64	-71.25	3.25	10.40	V
	2827.48	-69.47	-13	-56.47	-76.84	-74.95	3.87	11.50	V
Highest	1430.6	-66.21	-13	-53.21	-69.61	-69.18	2.88	8.00	H
	2145.9	-64.64	-13	-51.64	-70.84	-69.64	3.25	10.40	H
	2861.2	-68.45	-13	-55.45	-76.94	-73.93	3.87	11.50	H
	1430.6	-62.94	-13	-49.94	-66.38	-65.91	2.88	8.00	V
	2145.9	-68.61	-13	-55.61	-73.00	-73.61	3.25	10.40	V
	2861.2	-69.60	-13	-56.60	-76.97	-75.08	3.87	11.50	V

Remark: Spurious emissions within 30-1000MHz were found more than 20dB below limit line.

LTE Band 12 / 3MHz / QPSK									
Channel	Frequency (MHz)	ERP (dBm)	Limit (dBm)	Over Limit (dB)	SPA Reading (dBm)	S.G. Power (dBm)	TX Cable loss (dB)	TX Antenna Gain (dBi)	Polarization (H/V)
Lowest	1401	-64.81	-13	-51.81	-68.21	-67.78	2.88	8.00	H
	2101.5	-68.91	-13	-55.91	-75.11	-73.91	3.25	10.40	H
	2802	-68.17	-13	-55.17	-76.66	-73.65	3.87	11.50	H
	1401	-60.31	-13	-47.31	-63.75	-63.28	2.88	8.00	V
	2101.5	-70.98	-13	-57.98	-75.37	-75.98	3.25	10.40	V
	2802	-69.34	-13	-56.34	-76.71	-74.82	3.87	11.50	V
Middle	1412.3	-64.24	-13	-51.24	-67.64	-67.21	2.88	8.00	H
	2118.45	-61.86	-13	-48.86	-68.06	-66.86	3.25	10.40	H
	2824.6	-68.28	-13	-55.28	-76.77	-73.76	3.87	11.50	H
	1412.3	-59.84	-13	-46.84	-63.28	-62.81	2.88	8.00	V
	2118.45	-66.82	-13	-53.82	-71.21	-71.82	3.25	10.40	V
	2824.6	-69.11	-13	-56.11	-76.48	-74.59	3.87	11.50	V
Highest	1429	-61.54	-13	-48.54	-64.94	-64.51	2.88	8.00	H
	2143.5	-64.15	-13	-51.15	-70.35	-69.15	3.25	10.40	H
	2858	-68.31	-13	-55.31	-76.80	-73.79	3.87	11.50	H
	1429	-57.32	-13	-44.32	-60.76	-60.29	2.88	8.00	V
	2143.5	-69.14	-13	-56.14	-73.53	-74.14	3.25	10.40	V
	2858	-69.32	-13	-56.32	-76.69	-74.80	3.87	11.50	V

Remark: Spurious emissions within 30-1000MHz were found more than 20dB below limit line.

LTE Band 12 / 5MHz / QPSK									
Channel	Frequency (MHz)	ERP (dBm)	Limit (dBm)	Over Limit (dB)	SPA Reading (dBm)	S.G. Power (dBm)	TX Cable loss (dB)	TX Antenna Gain (dBi)	Polarization (H/V)
Lowest	1398.5	-64.87	-13	-51.87	-68.27	-67.84	2.88	8.00	H
	2097.75	-69.04	-13	-56.04	-75.24	-74.04	3.25	10.40	H
	2797	-68.29	-13	-55.29	-76.78	-73.77	3.87	11.50	H
	1398.5	-60.59	-13	-47.59	-64.03	-63.56	2.88	8.00	V
	2097.75	-71.01	-13	-58.01	-75.40	-76.01	3.25	10.40	V
	2797	-69.40	-13	-56.40	-76.77	-74.88	3.87	11.50	V
Middle	1410.5	-63.57	-13	-50.57	-66.97	-66.54	2.88	8.00	H
	2115.75	-62.34	-13	-49.34	-68.54	-67.34	3.25	10.40	H
	2821	-68.19	-13	-55.19	-76.68	-73.67	3.87	11.50	H
	1410.5	-59.69	-13	-46.69	-63.13	-62.66	2.88	8.00	V
	2115.75	-68.06	-13	-55.06	-72.45	-73.06	3.25	10.40	V
	2821	-69.27	-13	-56.27	-76.64	-74.75	3.87	11.50	V
Highest	1422.5	-63.34	-13	-50.34	-66.74	-66.31	2.88	8.00	H
	2133.75	-63.47	-13	-50.47	-69.67	-68.47	3.25	10.40	H
	2845	-68.39	-13	-55.39	-76.88	-73.87	3.87	11.50	H
	1422.5	-58.61	-13	-45.61	-62.05	-61.58	2.88	8.00	V
	2133.75	-67.61	-13	-54.61	-72.00	-72.61	3.25	10.40	V
	2845	-69.23	-13	-56.23	-76.60	-74.71	3.87	11.50	V

Remark: Spurious emissions within 30-1000MHz were found more than 20dB below limit line.

LTE Band 12 / 10MHz / QPSK									
Channel	Frequency (MHz)	ERP (dBm)	Limit (dBm)	Over Limit (dB)	SPA Reading (dBm)	S.G. Power (dBm)	TX Cable loss (dB)	TX Antenna Gain (dBi)	Polarization (H/V)
Lowest	1399	-64.50	-13	-51.50	-67.90	-67.47	2.88	8.00	H
	2098.5	-69.13	-13	-56.13	-75.33	-74.13	3.25	10.40	H
	2798	-68.29	-13	-55.29	-76.78	-73.77	3.87	11.50	H
	1399	-60.66	-13	-47.66	-64.10	-63.63	2.88	8.00	V
	2098.5	-71.37	-13	-58.37	-75.76	-76.37	3.25	10.40	V
	2798	-69.30	-13	-56.30	-76.67	-74.78	3.87	11.50	V
Middle	1406	-63.26	-13	-50.26	-66.66	-66.23	2.88	8.00	H
	2109	-67.35	-13	-54.35	-73.55	-72.35	3.25	10.40	H
	2812	-68.26	-13	-55.26	-76.75	-73.74	3.87	11.50	H
	1406	-59.28	-13	-46.28	-62.72	-62.25	2.88	8.00	V
	2109	-70.28	-13	-57.28	-74.67	-75.28	3.25	10.40	V
	2812	-69.34	-13	-56.34	-76.71	-74.82	3.87	11.50	V
Highest	1413	-63.43	-13	-50.43	-66.83	-66.40	2.88	8.00	H
	2119.5	-62.63	-13	-49.63	-68.83	-67.63	3.25	10.40	H
	2826	-68.24	-13	-55.24	-76.73	-73.72	3.87	11.50	H
	1413	-59.47	-13	-46.47	-62.91	-62.44	2.88	8.00	V
	2119.5	-66.96	-13	-53.96	-71.35	-71.96	3.25	10.40	V
	2826	-69.20	-13	-56.20	-76.57	-74.68	3.87	11.50	V

Remark: Spurious emissions within 30-1000MHz were found more than 20dB below limit line.

LTE Band 17 / 5MHz / QPSK									
Channel	Frequency (MHz)	ERP (dBm)	Limit (dBm)	Over Limit (dB)	SPA Reading (dBm)	S.G. Power (dBm)	TX Cable loss (dB)	TX Antenna Gain (dBi)	Polarization (H/V)
Lowest	1408.68	-66.20	-13	-53.20	-69.60	-69.17	2.88	8.00	H
	2113.02	-63.07	-13	-50.07	-69.27	-68.07	3.25	10.40	H
	2817.36	-68.43	-13	-55.43	-76.92	-73.91	3.87	11.50	H
	1408.68	-60.52	-13	-47.52	-63.96	-63.49	2.88	8.00	V
	2113.02	-69.43	-13	-56.43	-73.82	-74.43	3.25	10.40	V
	2817.36	-69.56	-13	-56.56	-76.93	-75.04	3.87	11.50	V
Middle	1415.68	-68.72	-13	-55.72	-72.12	-71.69	2.88	8.00	H
	2123.58	-67.21	-13	-54.21	-73.41	-72.21	3.25	10.40	H
	2831.36	-68.58	-13	-55.58	-77.07	-74.06	3.87	11.50	H
	1415.68	-63.42	-13	-50.42	-66.86	-66.39	2.88	8.00	V
	2123.58	-71.00	-13	-58.00	-75.39	-76.00	3.25	10.40	V
	2831.36	-69.58	-13	-56.58	-76.95	-75.06	3.87	11.50	V
Highest	1422.68	-67.21	-13	-54.21	-70.61	-70.18	2.88	8.00	H
	2134.02	-68.04	-13	-55.04	-74.24	-73.04	3.25	10.40	H
	2845.36	-68.58	-13	-55.58	-77.07	-74.06	3.87	11.50	H
	1422.68	-62.42	-13	-49.42	-65.86	-65.39	2.88	8.00	V
	2134.02	-71.30	-13	-58.30	-75.69	-76.30	3.25	10.40	V
	2845.36	-69.58	-13	-56.58	-76.95	-75.06	3.87	11.50	V

Remark: Spurious emissions within 30-1000MHz were found more than 20dB below limit line.

LTE Band 17 / 10MHz / QPSK									
Channel	Frequency (MHz)	ERP (dBm)	Limit (dBm)	Over Limit (dB)	SPA Reading (dBm)	S.G. Power (dBm)	TX Cable loss (dB)	TX Antenna Gain (dBi)	Polarization (H/V)
Lowest	1409.18	-65.93	-13	-52.93	-69.33	-68.90	2.88	8.00	H
	2113.77	-64.68	-13	-51.68	-70.88	-69.68	3.25	10.40	H
	2818.36	-68.43	-13	-55.43	-76.92	-73.91	3.87	11.50	H
	1409.18	-59.91	-13	-46.91	-63.35	-62.88	2.88	8.00	V
	2113.77	-68.27	-13	-55.27	-72.66	-73.27	3.25	10.40	V
	2818.36	-69.58	-13	-56.58	-76.95	-75.06	3.87	11.50	V
Middle	1411.18	-66.04	-13	-53.04	-69.44	-69.01	2.88	8.00	H
	2116.77	-62.63	-13	-49.63	-68.83	-67.63	3.25	10.40	H
	2822.36	-68.41	-13	-55.41	-76.90	-73.89	3.87	11.50	H
	1411.18	-60.61	-13	-47.61	-64.05	-63.58	2.88	8.00	V
	2116.77	-70.68	-13	-57.68	-75.07	-75.68	3.25	10.40	V
	2822.36	-69.33	-13	-56.33	-76.70	-74.81	3.87	11.50	V
Highest	1413.18	-66.34	-13	-53.34	-69.74	-69.31	2.88	8.00	H
	2119.77	-65.65	-13	-52.65	-71.85	-70.65	3.25	10.40	H
	2826.36	-68.47	-13	-55.47	-76.96	-73.95	3.87	11.50	H
	1413.18	-60.48	-13	-47.48	-63.92	-63.45	2.88	8.00	V
	2119.77	-70.94	-13	-57.94	-75.33	-75.94	3.25	10.40	V
	2826.36	-69.44	-13	-56.44	-76.81	-74.92	3.87	11.50	V

Remark: Spurious emissions within 30-1000MHz were found more than 20dB below limit line.

LTE Band 26 / 1.4MHz / QPSK									
Channel	Frequency (MHz)	ERP (dBm)	Limit (dBm)	Over Limit (dB)	SPA Reading (dBm)	S.G. Power (dBm)	TX Cable loss (dB)	TX Antenna Gain (dBi)	Polarization (H/V)
Lowest	1628.14	-73.08	-13	-60.08	-74.79	-77.45	2.88	9.40	H
	2442.21	-70.75	-13	-57.75	-76.81	-76.70	2.5	10.60	H
	3256.28	-69.45	-13	-56.45	-77.45	-75.27	4.63	12.60	H
	1628.14	-73.08	-13	-60.08	-74.92	-77.45	2.88	9.40	V
	2442.21	-70.68	-13	-57.68	-76.63	-76.63	2.50	10.60	V
	3256.28	-69.43	-13	-56.43	-77.46	-75.25	4.63	12.60	V
Middle	1661.74	-72.98	-13	-59.98	-74.69	-77.35	2.88	9.40	H
	2492.61	-70.61	-13	-57.61	-76.67	-76.56	2.5	10.60	H
	3323.48	-68.94	-13	-55.94	-76.94	-74.76	4.63	12.60	H
	1661.74	-72.84	-13	-59.84	-74.68	-77.21	2.88	9.40	V
	2492.61	-70.72	-13	-57.72	-76.67	-76.67	2.50	10.60	V
	3323.48	-69.06	-13	-56.06	-77.09	-74.88	4.63	12.60	V
Highest	1695.74	-74.49	-13	-61.49	-76.20	-78.86	2.88	9.40	H
	2543.61	-71.81	-13	-58.81	-77.87	-77.76	2.5	10.60	H
	3391.48	-70.09	-13	-57.09	-78.09	-75.91	4.63	12.60	H
	1695.74	-74.38	-13	-61.38	-76.22	-78.75	2.88	9.40	V
	2543.61	-71.97	-13	-58.97	-77.92	-77.92	2.50	10.60	V
	3391.48	-70.12	-13	-57.12	-78.15	-75.94	4.63	12.60	V

Remark: Spurious emissions within 30-1000MHz were found more than 20dB below limit line.

LTE Band 26 / 3MHz / QPSK									
Channel	Frequency (MHz)	ERP (dBm)	Limit (dBm)	Over Limit (dB)	SPA Reading (dBm)	S.G. Power (dBm)	TX Cable loss (dB)	TX Antenna Gain (dBi)	Polarization (H/V)
Lowest	1638.3	-73.04	-13	-60.04	-74.75	-77.41	2.88	9.40	H
	2442.45	-70.45	-13	-57.45	-76.51	-76.40	2.5	10.60	H
	3256.6	-69.35	-13	-56.35	-77.35	-75.17	4.63	12.60	H
	1638.3	-72.96	-13	-59.96	-74.80	-77.33	2.88	9.40	V
	2442.45	-70.65	-13	-57.65	-76.60	-76.60	2.50	10.60	V
	3256.6	-69.39	-13	-56.39	-77.42	-75.21	4.63	12.60	V
Middle	1660.3	-72.76	-13	-59.76	-74.47	-77.13	2.88	9.40	H
	2490.45	-70.43	-13	-57.43	-76.49	-76.38	2.5	10.60	H
	3320.6	-69.03	-13	-56.03	-77.03	-74.85	4.63	12.60	H
	1660.3	-72.77	-13	-59.77	-74.61	-77.14	2.88	9.40	V
	2490.45	-70.50	-13	-57.50	-76.45	-76.45	2.50	10.60	V
	3320.6	-68.87	-13	-55.87	-76.90	-74.69	4.63	12.60	V
Highest	1692.3	-74.34	-13	-61.34	-76.05	-78.71	2.88	9.40	H
	2538.45	-70.48	-13	-57.48	-76.54	-76.43	2.5	10.60	H
	3384.6	-69.09	-13	-56.09	-77.09	-74.91	4.63	12.60	H
	1692.3	-74.26	-13	-61.26	-76.10	-78.63	2.88	9.40	V
	2538.45	-70.67	-13	-57.67	-76.62	-76.62	2.50	10.60	V
	3384.6	-69.04	-13	-56.04	-77.07	-74.86	4.63	12.60	V

Remark: Spurious emissions within 30-1000MHz were found more than 20dB below limit line.

LTE Band 26 / 5MHz / QPSK									
Channel	Frequency (MHz)	ERP (dBm)	Limit (dBm)	Over Limit (dB)	SPA Reading (dBm)	S.G. Power (dBm)	TX Cable loss (dB)	TX Antenna Gain (dBi)	Polarization (H/V)
Lowest	1628.5	-73.08	-13	-60.08	-74.79	-77.45	2.88	9.40	H
	2442.75	-70.60	-13	-57.60	-76.66	-76.55	2.5	10.60	H
	3257	-69.36	-13	-56.36	-77.36	-75.18	4.63	12.60	H
	1628.5	-72.87	-13	-59.87	-74.71	-77.24	2.88	9.40	V
	2442.75	-70.62	-13	-57.62	-76.57	-76.57	2.50	10.60	V
	3257	-69.35	-13	-56.35	-77.38	-75.17	4.63	12.60	V
Middle	1637.22	-73.09	-13	-60.09	-74.80	-77.46	2.88	9.40	H
	2455.83	-70.32	-13	-57.32	-76.38	-76.27	2.5	10.60	H
	3274.44	-68.85	-13	-55.85	-76.85	-74.67	4.63	12.60	H
	1637.22	-72.92	-13	-59.92	-74.76	-77.29	2.88	9.40	V
	2455.83	-70.46	-13	-57.46	-76.41	-76.41	2.50	10.60	V
	3274.44	-68.90	-13	-55.90	-76.93	-74.72	4.63	12.60	V
Highest	1688.5	-72.79	-13	-59.79	-74.50	-77.16	2.88	9.40	H
	2532.75	-70.51	-13	-57.51	-76.57	-76.46	2.5	10.60	H
	3377	-70.15	-13	-57.15	-78.15	-75.97	4.63	12.60	H
	1688.5	-72.68	-13	-59.68	-74.52	-77.05	2.88	9.40	V
	2532.75	-70.61	-13	-57.61	-76.56	-76.56	2.50	10.60	V
	3377	-70.16	-13	-57.16	-78.19	-75.98	4.63	12.60	V

Remark: Spurious emissions within 30-1000MHz were found more than 20dB below limit line.

LTE Band 26 / 10MHz / QPSK									
Channel	Frequency (MHz)	ERP (dBm)	Limit (dBm)	Over Limit (dB)	SPA Reading (dBm)	S.G. Power (dBm)	TX Cable loss (dB)	TX Antenna Gain (dBi)	Polarization (H/V)
Lowest	1638	-73.92	-13	-60.92	-75.63	-78.29	2.88	9.40	H
	2457	-71.50	-13	-58.50	-77.56	-77.45	2.5	10.60	H
	3276	-69.03	-13	-56.03	-77.03	-74.85	4.63	12.60	H
	1638	-73.82	-13	-60.82	-75.66	-78.19	2.88	9.40	V
	2457	-71.38	-13	-58.38	-77.33	-77.33	2.50	10.60	V
	3276	-68.89	-13	-55.89	-76.92	-74.71	4.63	12.60	V
Middle	1654	-73.42	-13	-60.42	-75.13	-77.79	2.88	9.40	H
	2481	-70.44	-13	-57.44	-76.50	-76.39	2.5	10.60	H
	3308	-68.93	-13	-55.93	-76.93	-74.75	4.63	12.60	H
	1654	-73.27	-13	-60.27	-75.11	-77.64	2.88	9.40	V
	2481	-70.44	-13	-57.44	-76.39	-76.39	2.50	10.60	V
	3308	-68.69	-13	-55.69	-76.72	-74.51	4.63	12.60	V
Highest	1768	-74.25	-13	-61.25	-75.96	-78.62	2.88	9.40	H
	2652	-70.36	-13	-57.36	-76.42	-76.31	2.5	10.60	H
	3536	-69.58	-13	-56.58	-77.58	-75.40	4.63	12.60	H
	1768	-74.28	-13	-61.28	-76.12	-78.65	2.88	9.40	V
	2652	-70.57	-13	-57.57	-76.52	-76.52	2.50	10.60	V
	3536	-69.57	-13	-56.57	-77.60	-75.39	4.63	12.60	V

Remark: Spurious emissions within 30-1000MHz were found more than 20dB below limit line.

LTE Band 26 / 15MHz / QPSK									
Channel	Frequency (MHz)	ERP (dBm)	Limit (dBm)	Over Limit (dB)	SPA Reading (dBm)	S.G. Power (dBm)	TX Cable loss (dB)	TX Antenna Gain (dBi)	Polarization (H/V)
Lowest	1625.5	-71.98	-13	-58.98	-73.69	-76.35	2.88	9.40	H
	2444.25	-70.71	-13	-57.71	-76.77	-76.66	2.5	10.60	H
	3259	-69.43	-13	-56.43	-77.43	-75.25	4.63	12.60	H
	1625.5	-74.17	-13	-61.17	-76.01	-78.54	2.88	9.40	V
	2444.25	-70.80	-13	-57.80	-76.75	-76.75	2.50	10.60	V
	3259	-69.33	-13	-56.33	-77.36	-75.15	4.63	12.60	V
Middle	1649.5	-73.38	-13	-60.38	-75.09	-77.75	2.88	9.40	H
	2474.25	-70.35	-13	-57.35	-76.41	-76.30	2.5	10.60	H
	3299	-68.86	-13	-55.86	-76.86	-74.68	4.63	12.60	H
	1649.5	-73.37	-13	-60.37	-75.21	-77.74	2.88	9.40	V
	2474.25	-70.44	-13	-57.44	-76.39	-76.39	2.50	10.60	V
	3299	-68.77	-13	-55.77	-76.80	-74.59	4.63	12.60	V
Highest	1669.5	-72.85	-13	-59.85	-74.56	-77.22	2.88	9.40	H
	2504.25	-70.69	-13	-57.69	-76.75	-76.64	2.5	10.60	H
	3339	-69.96	-13	-56.96	-77.96	-75.78	4.63	12.60	H
	1669.5	-72.69	-13	-59.69	-74.53	-77.06	2.88	9.40	V
	2504.25	-70.63	-13	-57.63	-76.58	-76.58	2.50	10.60	V
	3339	-70.07	-13	-57.07	-78.10	-75.89	4.63	12.60	V

Remark: Spurious emissions within 30-1000MHz were found more than 20dB below limit line.

LTE Band 38 / 5MHz / QPSK									
Channel	Frequency (MHz)	EIRP (dBm)	Limit (dBm)	Over Limit (dB)	SPA Reading (dBm)	S.G. Power (dBm)	TX Cable loss (dB)	TX Antenna Gain (dBi)	Polarization (H/V)
Lowest	5140.5	-61.34	-25	-36.34	-78.41	-68.19	6.25	13.10	H
	7710.8	-57.54	-25	-32.54	-78.41	-61.11	7.73	11.30	H
	10281.0	-53.01	-25	-28.01	-79.11	-56.67	8.44	12.10	H
	5140.5	-61.25	-25	-36.25	-77.99	-68.10	6.25	13.10	V
	7710.8	-57.82	-25	-32.82	-78.36	-61.39	7.73	11.30	V
	10281.0	-55.56	-25	-30.56	-79.85	-59.22	8.44	12.10	V
Middle	5185.5	-61.70	-25	-36.70	-78.77	-68.55	6.25	13.10	H
	7778.3	-57.42	-25	-32.42	-78.29	-60.99	7.73	11.30	H
	10371.0	-53.71	-25	-28.71	-79.81	-57.37	8.44	12.10	H
	5185.5	-61.93	-25	-36.93	-78.67	-68.78	6.25	13.10	V
	7778.3	-57.82	-25	-32.82	-78.36	-61.39	7.73	11.30	V
	10371.0	-55.50	-25	-30.50	-79.79	-59.16	8.44	12.10	V
Highest	5230.5	-61.22	-25	-36.22	-78.29	-68.07	6.25	13.10	H
	7845.8	-57.78	-25	-32.78	-78.65	-61.35	7.73	11.30	H
	10461.0	-53.53	-25	-28.53	-79.63	-57.19	8.44	12.10	H
	5230.5	-61.82	-25	-36.82	-78.56	-68.67	6.25	13.10	V
	7845.8	-58.18	-25	-33.18	-78.72	-61.75	7.73	11.30	V
	10461.0	-55.41	-25	-30.41	-79.7	-59.07	8.44	12.10	V

Remark: Spurious emissions within 30-1000MHz were found more than 20dB below limit line.

LTE Band 38 / 10MHz / QPSK									
Channel	Frequency (MHz)	EIRP (dBm)	Limit (dBm)	Over Limit (dB)	SPA Reading (dBm)	S.G. Power (dBm)	TX Cable loss (dB)	TX Antenna Gain (dBi)	Polarization (H/V)
Lowest	5141.0	-61.39	-25	-36.39	-78.46	-68.24	6.25	13.10	H
	7711.5	-57.10	-25	-32.10	-77.97	-60.67	7.73	11.30	H
	10282.0	-53.19	-25	-28.19	-79.29	-56.85	8.44	12.10	H
	5141.0	-61.49	-25	-36.49	-78.23	-68.34	6.25	13.10	V
	7711.5	-57.79	-25	-32.79	-78.33	-61.36	7.73	11.30	V
	10282.0	-55.57	-25	-30.57	-79.86	-59.23	8.44	12.10	V
Middle	5181.0	-61.47	-25	-36.47	-78.54	-68.32	6.25	13.10	H
	7771.5	-57.30	-25	-32.30	-78.17	-60.87	7.73	11.30	H
	10362.0	-53.66	-25	-28.66	-79.76	-57.32	8.44	12.10	H
	5181.0	-61.78	-25	-36.78	-78.52	-68.63	6.25	13.10	V
	7771.5	-57.70	-25	-32.70	-78.24	-61.27	7.73	11.30	V
	10362.0	-55.76	-25	-30.76	-80.05	-59.42	8.44	12.10	V
Highest	5221.0	-61.59	-25	-36.59	-78.66	-68.44	6.25	13.10	H
	7831.5	-57.60	-25	-32.60	-78.47	-61.17	7.73	11.30	H
	10442.0	-53.39	-25	-28.39	-79.49	-57.05	8.44	12.10	H
	5221.0	-61.99	-25	-36.99	-78.73	-68.84	6.25	13.10	V
	7831.5	-57.99	-25	-32.99	-78.53	-61.56	7.73	11.30	V
	10442.0	-55.28	-25	-30.28	-79.57	-58.94	8.44	12.10	V

Remark: Spurious emissions within 30-1000MHz were found more than 20dB below limit line.

LTE Band 38 / 15MHz / QPSK									
Channel	Frequency (MHz)	EIRP (dBm)	Limit (dBm)	Over Limit (dB)	SPA Reading (dBm)	S.G. Power (dBm)	TX Cable loss (dB)	TX Antenna Gain (dBi)	Polarization (H/V)
Lowest	5141.5	-61.16	-25	-36.16	-78.23	-68.01	6.25	13.10	H
	7712.3	-57.42	-25	-32.42	-78.29	-60.99	7.73	11.30	H
	10283.0	-53.85	-25	-28.85	-79.95	-57.51	8.44	12.10	H
	5141.5	-61.42	-25	-36.42	-78.16	-68.27	6.25	13.10	V
	7712.3	-57.65	-25	-32.65	-78.19	-61.22	7.73	11.30	V
	10283.0	-55.57	-25	-30.57	-79.86	-59.23	8.44	12.10	V
Middle	5176.5	-61.53	-25	-36.53	-78.60	-68.38	6.25	13.10	H
	7764.8	-57.46	-25	-32.46	-78.33	-61.03	7.73	11.30	H
	10353.0	-53.48	-25	-28.48	-79.58	-57.14	8.44	12.10	H
	5176.5	-61.72	-25	-36.72	-78.46	-68.57	6.25	13.10	V
	7764.8	-57.73	-25	-32.73	-78.27	-61.30	7.73	11.30	V
	10353.0	-55.22	-25	-30.22	-79.51	-58.88	8.44	12.10	V
Highest	5211.5	-61.72	-25	-36.72	-78.79	-68.57	6.25	13.10	H
	7817.3	-57.71	-25	-32.71	-78.58	-61.28	7.73	11.30	H
	10423.0	-53.43	-25	-28.43	-79.53	-57.09	8.44	12.10	H
	5211.5	-61.86	-25	-36.86	-78.6	-68.71	6.25	13.10	V
	7817.3	-57.82	-25	-32.82	-78.36	-61.39	7.73	11.30	V
	10423.0	-55.38	-25	-30.38	-79.67	-59.04	8.44	12.10	V

Remark: Spurious emissions within 30-1000MHz were found more than 20dB below limit line.

LTE Band 38 / 20MHz / QPSK									
Channel	Frequency (MHz)	EIRP (dBm)	Limit (dBm)	Over Limit (dB)	SPA Reading (dBm)	S.G. Power (dBm)	TX Cable loss (dB)	TX Antenna Gain (dBi)	Polarization (H/V)
Lowest	5142.0	-61.23	-25	-36.23	-78.30	-68.08	6.25	13.10	H
	7713.0	-57.29	-25	-32.29	-78.16	-60.86	7.73	11.30	H
	10284.0	-53.81	-25	-28.81	-79.91	-57.47	8.44	12.10	H
	5142.0	-61.60	-25	-36.60	-78.34	-68.45	6.25	13.10	V
	7713.0	-57.76	-25	-32.76	-78.3	-61.33	7.73	11.30	V
	10284.0	-55.67	-25	-30.67	-79.96	-59.33	8.44	12.10	V
Middle	5172.0	-62.62	-25	-37.62	-79.69	-69.47	6.25	13.10	H
	7758.0	-57.38	-25	-32.38	-78.25	-60.95	7.73	11.30	H
	10344.0	-53.60	-25	-28.60	-79.70	-57.26	8.44	12.10	H
	5172.0	-61.93	-25	-36.93	-78.67	-68.78	6.25	13.10	V
	7758.0	-55.38	-25	-30.38	-75.92	-58.95	7.73	11.30	V
	10344.0	-55.55	-25	-30.55	-79.84	-59.21	8.44	12.10	V
Highest	5202.0	-61.57	-25	-36.57	-78.64	-68.42	6.25	13.10	H
	7803.0	-57.36	-25	-32.36	-78.23	-60.93	7.73	11.30	H
	10404.0	-53.54	-25	-28.54	-79.64	-57.20	8.44	12.10	H
	5202.0	-61.82	-25	-36.82	-78.56	-68.67	6.25	13.10	V
	7803.0	-57.74	-25	-32.74	-78.28	-61.31	7.73	11.30	V
	10404.0	-55.53	-25	-30.53	-79.82	-59.19	8.44	12.10	V

Remark: Spurious emissions within 30-1000MHz were found more than 20dB below limit line.

LTE Band 41 / 5MHz / QPSK									
Channel	Frequency (MHz)	EIRP (dBm)	Limit (dBm)	Over Limit (dB)	SPA Reading (dBm)	S.G. Power (dBm)	TX Cable loss (dB)	TX Antenna Gain (dBi)	Polarization (H/V)
Lowest	5090.5	-61.40	-25	-36.40	-78.47	-68.25	6.25	13.10	H
	7635.8	-57.68	-25	-32.68	-78.55	-61.25	7.73	11.30	H
	10181.0	-53.86	-25	-28.86	-79.96	-57.52	8.44	12.10	H
	5090.5	-61.72	-25	-36.72	-78.46	-68.57	6.25	13.10	V
	7635.8	-57.92	-25	-32.92	-78.46	-61.49	7.73	11.30	V
	10181.0	-55.80	-25	-30.80	-80.09	-59.46	8.44	12.10	V
Middle	5218.5	-61.61	-25	-36.61	-78.68	-68.46	6.25	13.10	H
	7827.8	-57.48	-25	-32.48	-78.35	-61.05	7.73	11.30	H
	10437.0	-53.38	-25	-28.38	-79.48	-57.04	8.44	12.10	H
	5218.5	-62.05	-25	-37.05	-78.79	-68.90	6.25	13.10	V
	7827.8	-58.05	-25	-33.05	-78.59	-61.62	7.73	11.30	V
	10437.0	-55.25	-25	-30.25	-79.54	-58.91	8.44	12.10	V
Highest	5300.5	-60.87	-25	-35.87	-77.94	-67.72	6.25	13.10	H
	7950.8	-56.31	-25	-31.31	-77.18	-59.88	7.73	11.30	H
	10601.0	-52.85	-25	-27.85	-78.95	-56.51	8.44	12.10	H
	5300.5	-61.26	-25	-36.26	-78	-68.11	6.25	13.10	V
	7950.8	-57.25	-25	-32.25	-77.79	-60.82	7.73	11.30	V
	10601.0	-54.61	-25	-29.61	-78.9	-58.27	8.44	12.10	V

Remark: Spurious emissions within 30-1000MHz were found more than 20dB below limit line.

LTE Band 41 / 10MHz / QPSK									
Channel	Frequency (MHz)	EIRP (dBm)	Limit (dBm)	Over Limit (dB)	SPA Reading (dBm)	S.G. Power (dBm)	TX Cable loss (dB)	TX Antenna Gain (dBi)	Polarization (H/V)
Lowest	5091.0	-61.44	-25	-36.44	-78.51	-68.29	6.25	13.10	H
	7636.5	-57.89	-25	-32.89	-78.76	-61.46	7.73	11.30	H
	10182.0	-54.01	-25	-29.01	-80.11	-57.67	8.44	12.10	H
	5091.0	-61.78	-25	-36.78	-78.52	-68.63	6.25	13.10	V
	7636.5	-57.92	-25	-32.92	-78.46	-61.49	7.73	11.30	V
	10182.0	-55.94	-25	-30.94	-80.23	-59.60	8.44	12.10	V
Middle	5211.0	-61.98	-25	-36.98	-79.05	-68.83	6.25	13.10	H
	7816.5	-57.43	-25	-32.43	-78.30	-61.00	7.73	11.30	H
	10422.0	-53.81	-25	-28.81	-79.91	-57.47	8.44	12.10	H
	5211.0	-62.45	-25	-37.45	-79.19	-69.30	6.25	13.10	V
	7816.5	-57.72	-25	-32.72	-78.26	-61.29	7.73	11.30	V
	10422.0	-55.39	-25	-30.39	-79.68	-59.05	8.44	12.10	V
Highest	5291.0	-61.69	-25	-36.69	-78.76	-68.54	6.25	13.10	H
	7936.5	-57.61	-25	-32.61	-78.48	-61.18	7.73	11.30	H
	10582.0	-53.60	-25	-28.60	-79.70	-57.26	8.44	12.10	H
	5291.0	-62.09	-25	-37.09	-78.83	-68.94	6.25	13.10	V
	7936.5	-57.69	-25	-32.69	-78.23	-61.26	7.73	11.30	V
	10582.0	-55.04	-25	-30.04	-79.33	-58.70	8.44	12.10	V

Remark: Spurious emissions within 30-1000MHz were found more than 20dB below limit line.

LTE Band 41 / 15MHz / QPSK									
Channel	Frequency (MHz)	EIRP (dBm)	Limit (dBm)	Over Limit (dB)	SPA Reading (dBm)	S.G. Power (dBm)	TX Cable loss (dB)	TX Antenna Gain (dBi)	Polarization (H/V)
Lowest	5091.5	-61.39	-25	-36.39	-78.46	-68.24	6.25	13.10	H
	7637.3	-57.79	-25	-32.79	-78.66	-61.36	7.73	11.30	H
	10183.0	-54.07	-25	-29.07	-80.17	-57.73	8.44	12.10	H
	5091.5	-61.63	-25	-36.63	-78.37	-68.48	6.25	13.10	V
	7637.3	-57.98	-25	-32.98	-78.52	-61.55	7.73	11.30	V
	10183.0	-55.79	-25	-30.79	-80.08	-59.45	8.44	12.10	V
Middle	5205.5	-61.87	-25	-36.87	-78.94	-68.72	6.25	13.10	H
	7808.3	-57.46	-25	-32.46	-78.33	-61.03	7.73	11.30	H
	10411.0	-53.61	-25	-28.61	-79.71	-57.27	8.44	12.10	H
	5205.5	-61.93	-25	-36.93	-78.67	-68.78	6.25	13.10	V
	7808.3	-57.94	-25	-32.94	-78.48	-61.51	7.73	11.30	V
	10411.0	-55.29	-25	-30.29	-79.58	-58.95	8.44	12.10	V
Highest	5281.5	-61.04	-25	-36.04	-78.11	-67.89	6.25	13.10	H
	7922.3	-56.90	-25	-31.90	-77.77	-60.47	7.73	11.30	H
	10563.0	-52.98	-25	-27.98	-79.08	-56.64	8.44	12.10	H
	5281.5	-61.36	-25	-36.36	-78.1	-68.21	6.25	13.10	V
	7922.3	-56.89	-25	-31.89	-77.43	-60.46	7.73	11.30	V
	10563.0	-54.56	-25	-29.56	-78.85	-58.22	8.44	12.10	V

Remark: Spurious emissions within 30-1000MHz were found more than 20dB below limit line.

LTE Band 41 / 20MHz / QPSK									
Channel	Frequency (MHz)	EIRP (dBm)	Limit (dBm)	Over Limit (dB)	SPA Reading (dBm)	S.G. Power (dBm)	TX Cable loss (dB)	TX Antenna Gain (dBi)	Polarization (H/V)
Lowest	5092.0	-61.55	-25	-36.55	-78.62	-68.40	6.25	13.10	H
	7638.0	-57.52	-25	-32.52	-78.39	-61.09	7.73	11.30	H
	10184.0	-53.99	-25	-28.99	-80.09	-57.65	8.44	12.10	H
	5092.0	-61.68	-25	-36.68	-78.42	-68.53	6.25	13.10	V
	7638.0	-58.05	-25	-33.05	-78.59	-61.62	7.73	11.30	V
	10184.0	-55.61	-25	-30.61	-79.9	-59.27	8.44	12.10	V
Middle	5198.0	-61.42	-25	-36.42	-78.49	-68.27	6.25	13.10	H
	7797.0	-56.91	-25	-31.91	-77.78	-60.48	7.73	11.30	H
	10396.0	-53.35	-25	-28.35	-79.45	-57.01	8.44	12.10	H
	5198.0	-61.41	-25	-36.41	-78.15	-68.26	6.25	13.10	V
	7797.0	-57.47	-25	-32.47	-78.01	-61.04	7.73	11.30	V
	10396.0	-55.14	-25	-30.14	-79.43	-58.80	8.44	12.10	V
Highest	5272.0	-61.59	-25	-36.59	-78.66	-68.44	6.25	13.10	H
	7908.0	-57.37	-25	-32.37	-78.24	-60.94	7.73	11.30	H
	10544.0	-53.19	-25	-28.19	-79.29	-56.85	8.44	12.10	H
	5272.0	-61.80	-25	-36.80	-78.54	-68.65	6.25	13.10	V
	7908.0	-57.73	-25	-32.73	-78.27	-61.30	7.73	11.30	V
	10544.0	-54.98	-25	-29.98	-79.27	-58.64	8.44	12.10	V

Remark: Spurious emissions within 30-1000MHz were found more than 20dB below limit line.