Conducted Spurious Emission

GSM850 (GSM)

Lowest Channel

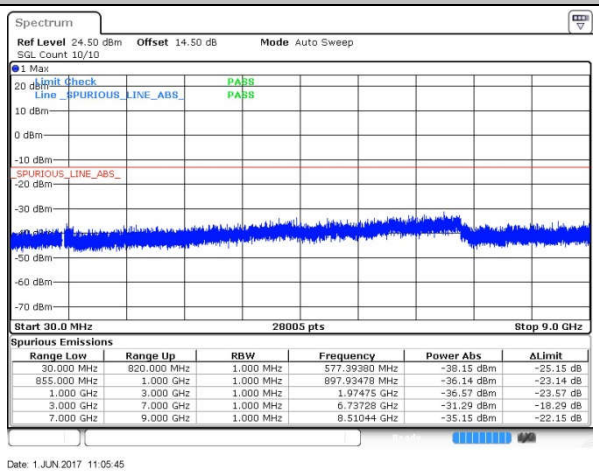

Spurious Emissions

Range Low	Range Up	RBW	Frequency	Power Abs	ΔLimit
30.000 MHz	820.000 MHz	1.000 MHz	577.39380 MHz	-38.15 dBm	-25.15 dB
855.000 MHz	1.000 GHz	1.000 MHz	897.93478 MHz	-36.14 dBm	-23.14 dB
1.000 GHz	3.000 GHz	1.000 MHz	1.97475 GHz	-36.57 dBm	-23.57 dB
3.000 GHz	7.000 GHz	1.000 MHz	6.73728 GHz	-31.29 dBm	-18.29 dB
7.000 GHz	9.000 GHz	1.000 MHz	8.51044 GHz	-35.15 dBm	-22.15 dB

Date: 1.JUN.2017 11:05:45

Middle Channel

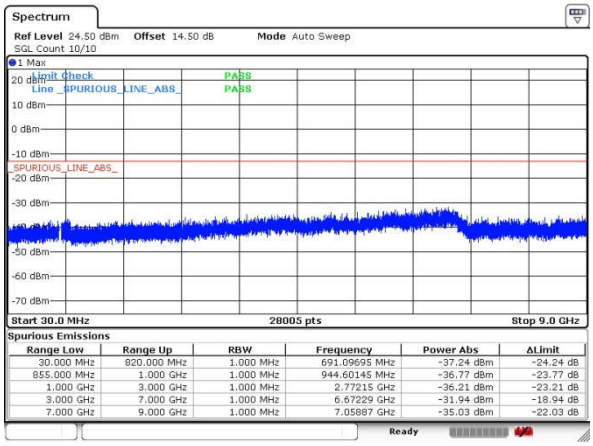

Spurious Emissions

Range Low	Range Up	RBW	Frequency	Power Abs	ΔLimit
30.000 MHz	820.000 MHz	1.000 MHz	691.09695 MHz	-37.24 dBm	-24.24 dB
855.000 MHz	1.000 GHz	1.000 MHz	944.60145 MHz	-36.77 dBm	-23.77 dB
1.000 GHz	3.000 GHz	1.000 MHz	2.77215 GHz	-36.21 dBm	-23.21 dB
3.000 GHz	7.000 GHz	1.000 MHz	6.67229 GHz	-31.94 dBm	-18.94 dB
7.000 GHz	9.000 GHz	1.000 MHz	7.05887 GHz	-35.03 dBm	-22.03 dB

Date: 1.JUN.2017 11:11:47

Highest Channel

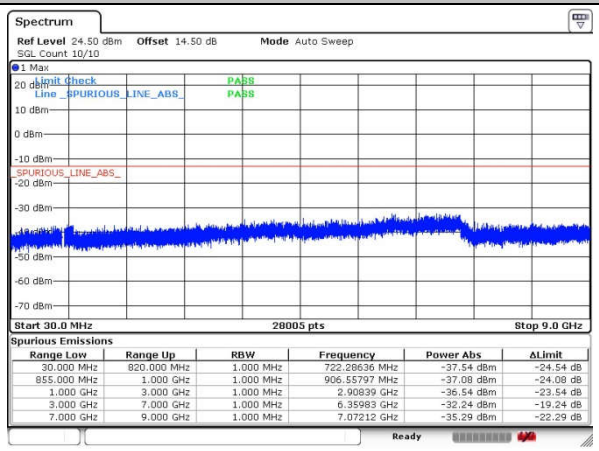

Spurious Emissions

Range Low	Range Up	RBW	Frequency	Power Abs	ΔLimit
30.000 MHz	820.000 MHz	1.000 MHz	722.28636 MHz	-37.54 dBm	-24.54 dB
855.000 MHz	1.000 GHz	1.000 MHz	906.55797 MHz	-37.08 dBm	-24.08 dB
1.000 GHz	3.000 GHz	1.000 MHz	2.90839 GHz	-36.54 dBm	-23.54 dB
3.000 GHz	7.000 GHz	1.000 MHz	6.35983 GHz	-32.24 dBm	-19.24 dB
7.000 GHz	9.000 GHz	1.000 MHz	7.07212 GHz	-35.29 dBm	-22.29 dB

Date: 1.JUN.2017 11:12:34

GSM850 (EDGE class 8)

Lowest Channel

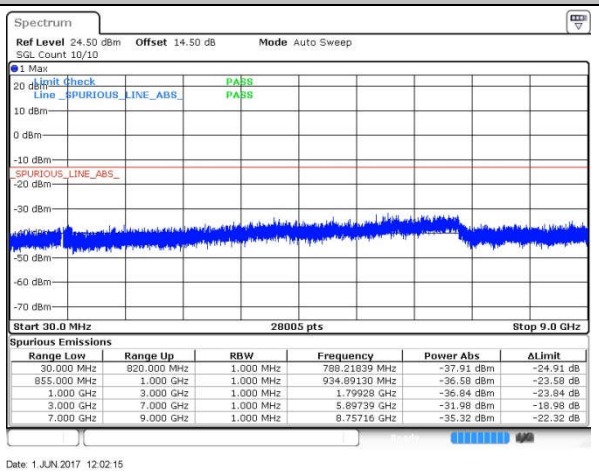

Spurious Emissions

Range Low	Range Up	RBW	Frequency	Power Abs	ΔLimit
30.000 MHz	820.000 MHz	1.000 MHz	788.21839 MHz	-37.91 dBm	-24.91 dB
855.000 MHz	1.000 GHz	1.000 MHz	934.89130 MHz	-36.58 dBm	-23.58 dB
1.000 GHz	3.000 GHz	1.000 MHz	1.79928 GHz	-36.84 dBm	-23.84 dB
3.000 GHz	7.000 GHz	1.000 MHz	5.89739 GHz	-31.98 dBm	-18.98 dB
7.000 GHz	9.000 GHz	1.000 MHz	8.75716 GHz	-35.32 dBm	-22.32 dB

Date: 1.JUN.2017 12:02:15

Middle Channel

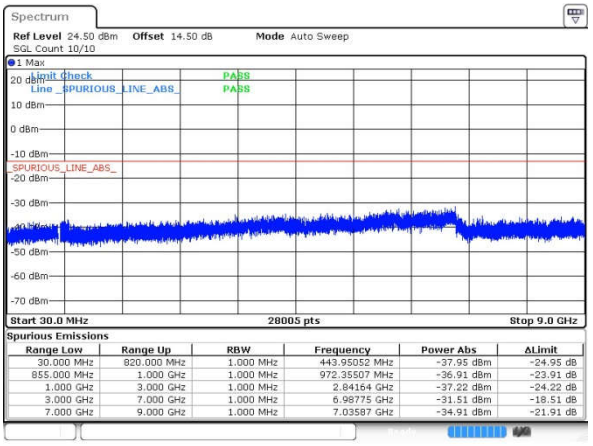

Spurious Emissions

Range Low	Range Up	RBW	Frequency	Power Abs	ΔLimit
30.000 MHz	820.000 MHz	1.000 MHz	443.95052 MHz	-37.95 dBm	-24.95 dB
855.000 MHz	1.000 GHz	1.000 MHz	972.35507 MHz	-36.91 dBm	-23.91 dB
1.000 GHz	3.000 GHz	1.000 MHz	2.84164 GHz	-37.22 dBm	-24.22 dB
3.000 GHz	7.000 GHz	1.000 MHz	6.98775 GHz	-31.51 dBm	-18.51 dB
7.000 GHz	9.000 GHz	1.000 MHz	7.03587 GHz	-34.91 dBm	-21.91 dB

Date: 1.JUN.2017 12:03:36

Highest Channel

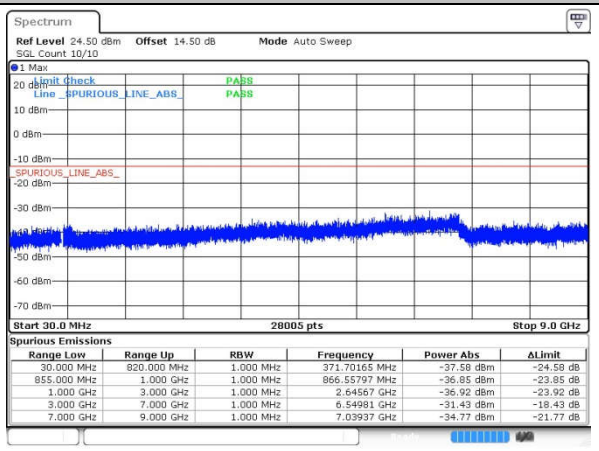

Spurious Emissions

Range Low	Range Up	RBW	Frequency	Power Abs	ΔLimit
30.000 MHz	820.000 MHz	1.000 MHz	371.70165 MHz	-37.58 dBm	-24.58 dB
855.000 MHz	1.000 GHz	1.000 MHz	866.55797 MHz	-36.85 dBm	-23.85 dB
1.000 GHz	3.000 GHz	1.000 MHz	2.64567 GHz	-36.92 dBm	-23.92 dB
3.000 GHz	7.000 GHz	1.000 MHz	6.54981 GHz	-31.43 dBm	-18.43 dB
7.000 GHz	9.000 GHz	1.000 MHz	7.03937 GHz	-34.77 dBm	-21.77 dB

Date: 1.JUN.2017 12:04:57

GSM1900 (GSM)

Lowest Channel

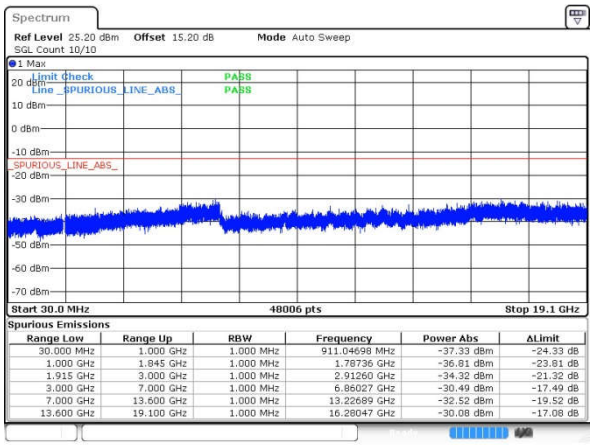

Spurious Emissions

Range Low	Range Up	RBW	Frequency	Power Abs	ΔLimit
30.000 MHz	1.000 GHz	1.000 MHz	911.04698 MHz	-37.33 dBm	-24.33 dB
1.000 GHz	1.845 GHz	1.000 MHz	1.78736 GHz	-36.81 dBm	-23.81 dB
1.915 GHz	3.000 GHz	1.000 MHz	2.91260 GHz	-34.32 dBm	-21.32 dB
3.000 GHz	7.000 GHz	1.000 MHz	6.86027 GHz	-30.49 dBm	-17.49 dB
7.000 GHz	13.600 GHz	1.000 MHz	13.22689 GHz	-32.52 dBm	-19.52 dB
13.600 GHz	19.100 GHz	1.000 MHz	16.28047 GHz	-30.08 dBm	-17.08 dB

Date: 1.JUN.2017 14:04:08

Middle Channel

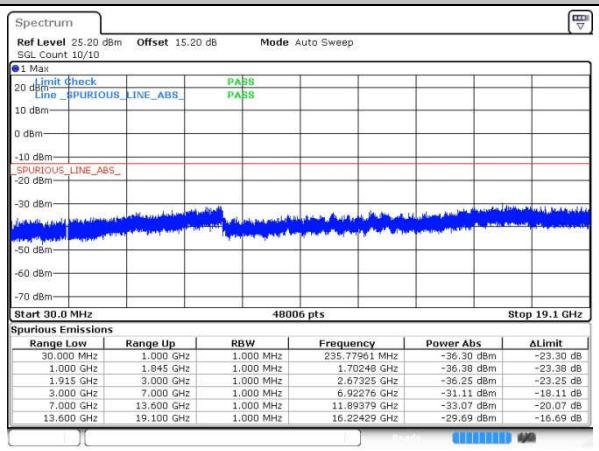

Spurious Emissions

Range Low	Range Up	RBW	Frequency	Power Abs	ΔLimit
30.000 MHz	1.000 GHz	1.000 MHz	235.77961 MHz	-36.30 dBm	-23.30 dB
1.000 GHz	1.845 GHz	1.000 MHz	1.70248 GHz	-36.38 dBm	-23.38 dB
1.915 GHz	3.000 GHz	1.000 MHz	2.67325 GHz	-36.25 dBm	-23.25 dB
3.000 GHz	7.000 GHz	1.000 MHz	6.92276 GHz	-31.11 dBm	-18.11 dB
7.000 GHz	13.600 GHz	1.000 MHz	11.89379 GHz	-33.07 dBm	-20.07 dB
13.600 GHz	19.100 GHz	1.000 MHz	16.22429 GHz	-29.69 dBm	-16.69 dB

Date: 1.JUN.2017 14:05:32

Highest Channel

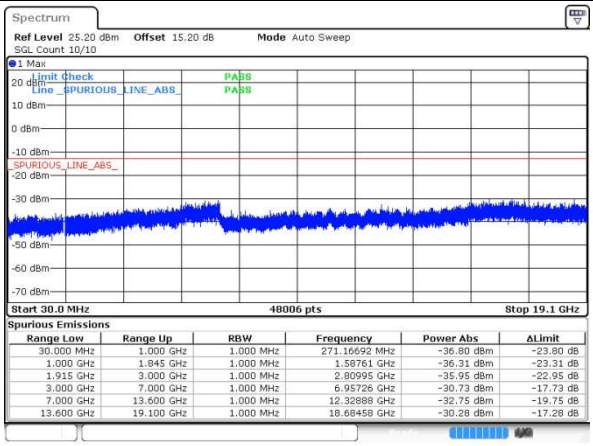

Spurious Emissions

Range Low	Range Up	RBW	Frequency	Power Abs	ΔLimit
30.000 MHz	1.000 GHz	1.000 MHz	271.16692 MHz	-36.80 dBm	-23.80 dB
1.000 GHz	1.845 GHz	1.000 MHz	1.58761 GHz	-36.31 dBm	-23.31 dB
1.915 GHz	3.000 GHz	1.000 MHz	2.80995 GHz	-35.95 dBm	-22.95 dB
3.000 GHz	7.000 GHz	1.000 MHz	6.95726 GHz	-30.73 dBm	-17.73 dB
7.000 GHz	13.600 GHz	1.000 MHz	12.32888 GHz	-32.75 dBm	-19.75 dB
13.600 GHz	19.100 GHz	1.000 MHz	18.68458 GHz	-30.28 dBm	-17.28 dB

Date: 1.JUN.2017 14:06:55

GSM1900 (EDGE class 8)

Lowest Channel

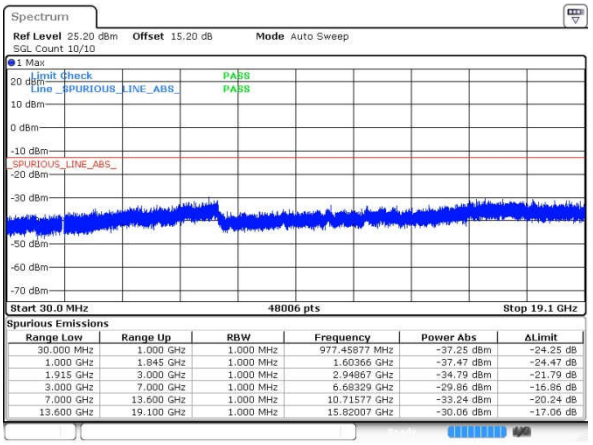

Spurious Emissions

Range Low	Range Up	RBW	Frequency	Power Abs	ΔLimit
30.000 MHz	1.000 GHz	1.000 MHz	977.45877 MHz	-37.25 dBm	-24.25 dB
1.000 GHz	1.845 GHz	1.000 MHz	1.60366 GHz	-37.47 dBm	-24.47 dB
1.915 GHz	3.000 GHz	1.000 MHz	2.94867 GHz	-34.79 dBm	-21.79 dB
3.000 GHz	7.000 GHz	1.000 MHz	6.68329 GHz	-29.86 dBm	-16.86 dB
7.000 GHz	13.600 GHz	1.000 MHz	10.71577 GHz	-33.24 dBm	-20.24 dB
13.600 GHz	19.100 GHz	1.000 MHz	15.82007 GHz	-30.06 dBm	-17.06 dB

Date: 1.JUN.2017 14:23:58

Middle Channel

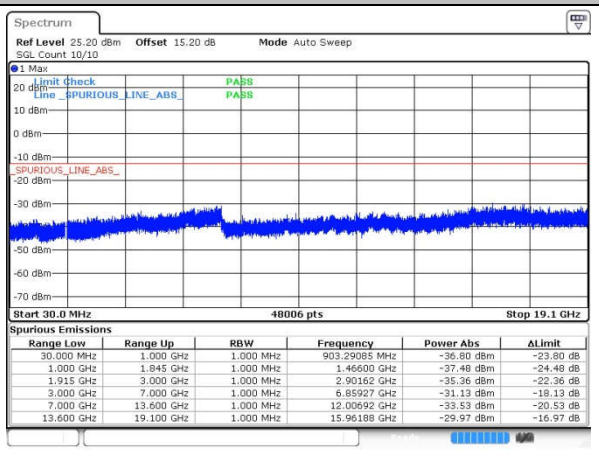

Spurious Emissions

Range Low	Range Up	RBW	Frequency	Power Abs	ΔLimit
30.000 MHz	1.000 GHz	1.000 MHz	903.29085 MHz	-36.80 dBm	-23.80 dB
1.000 GHz	1.845 GHz	1.000 MHz	1.46600 GHz	-37.48 dBm	-24.48 dB
1.915 GHz	3.000 GHz	1.000 MHz	2.90162 GHz	-35.36 dBm	-22.36 dB
3.000 GHz	7.000 GHz	1.000 MHz	6.85927 GHz	-31.13 dBm	-18.13 dB
7.000 GHz	13.600 GHz	1.000 MHz	12.00692 GHz	-33.53 dBm	-20.53 dB
13.600 GHz	19.100 GHz	1.000 MHz	15.96188 GHz	-29.97 dBm	-16.97 dB

Date: 1.JUN.2017 14:25:18

Highest Channel

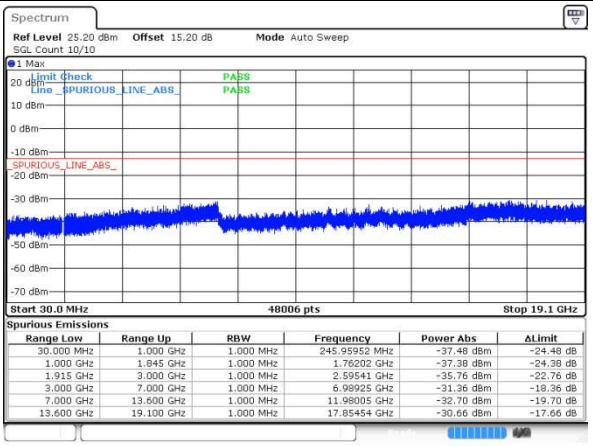

Spurious Emissions

Range Low	Range Up	RBW	Frequency	Power Abs	ΔLimit
30.000 MHz	1.000 GHz	1.000 MHz	245.95952 MHz	-37.48 dBm	-24.48 dB
1.000 GHz	1.845 GHz	1.000 MHz	1.76202 GHz	-37.38 dBm	-24.38 dB
1.915 GHz	3.000 GHz	1.000 MHz	2.59541 GHz	-35.76 dBm	-22.76 dB
3.000 GHz	7.000 GHz	1.000 MHz	6.98925 GHz	-31.36 dBm	-18.36 dB
7.000 GHz	13.600 GHz	1.000 MHz	11.98005 GHz	-32.70 dBm	-19.70 dB
13.600 GHz	19.100 GHz	1.000 MHz	17.85454 GHz	-30.66 dBm	-17.66 dB

Date: 1.JUN.2017 14:27:39

WCDMA Band V (RMC 12.2Kbps)

Lowest Channel

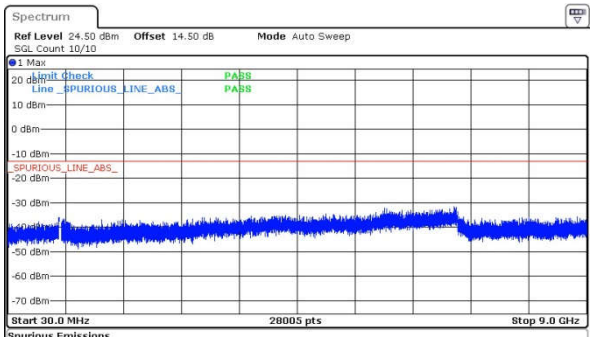

Spurious Emissions

Range Low	Range Up	RBW	Frequency	Power Abs	ΔLimit
30.000 MHz	820.000 MHz	1.000 MHz	814.67016 MHz	-36.02 dBm	-23.02 dB
855.000 MHz	1.000 GHz	1.000 MHz	883.80435 MHz	-36.58 dBm	-23.58 dB
1.000 GHz	3.000 GHz	1.000 MHz	2.89214 GHz	-36.72 dBm	-23.72 dB
3.000 GHz	7.000 GHz	1.000 MHz	6.94476 GHz	-31.61 dBm	-18.61 dB
7.000 GHz	9.000 GHz	1.000 MHz	7.00512 GHz	-34.64 dBm	-21.64 dB

Date: 1.JUN.2017 14:47:02

Middle Channel

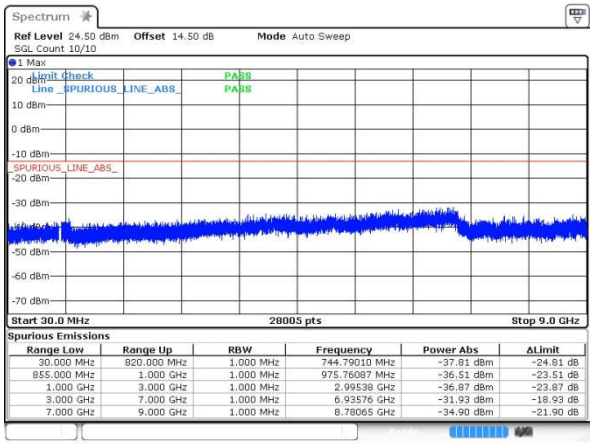

Spurious Emissions

Range Low	Range Up	RBW	Frequency	Power Abs	ΔLimit
30.000 MHz	820.000 MHz	1.000 MHz	744.79010 MHz	-37.81 dBm	-24.81 dB
855.000 MHz	1.000 GHz	1.000 MHz	975.76087 MHz	-36.51 dBm	-23.51 dB
1.000 GHz	3.000 GHz	1.000 MHz	2.99538 GHz	-36.87 dBm	-23.87 dB
3.000 GHz	7.000 GHz	1.000 MHz	6.93576 GHz	-31.93 dBm	-18.93 dB
7.000 GHz	9.000 GHz	1.000 MHz	8.78065 GHz	-34.90 dBm	-21.90 dB

Date: 1.JUN.2017 14:48:30

Highest Channel

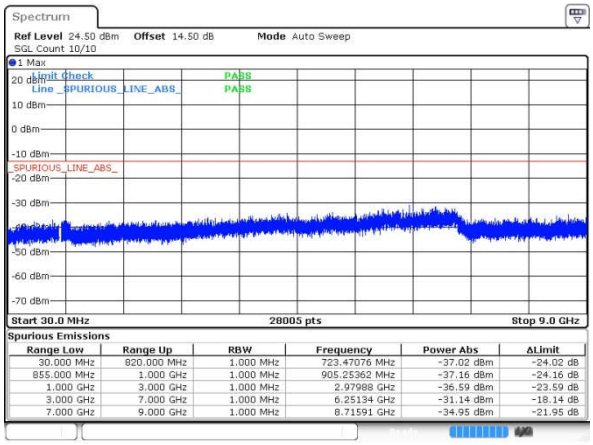

Spurious Emissions

Range Low	Range Up	RBW	Frequency	Power Abs	ΔLimit
30.000 MHz	820.000 MHz	1.000 MHz	723.47076 MHz	-37.02 dBm	-24.02 dB
855.000 MHz	1.000 GHz	1.000 MHz	905.25362 MHz	-37.16 dBm	-24.16 dB
1.000 GHz	3.000 GHz	1.000 MHz	2.97988 GHz	-36.59 dBm	-23.59 dB
3.000 GHz	7.000 GHz	1.000 MHz	6.25134 GHz	-31.14 dBm	-18.14 dB
7.000 GHz	9.000 GHz	1.000 MHz	8.71591 GHz	-34.95 dBm	-21.95 dB

Date: 1.JUN.2017 14:50:00

WCDMA Band II (RMC 12.2Kbps)

Lowest Channel

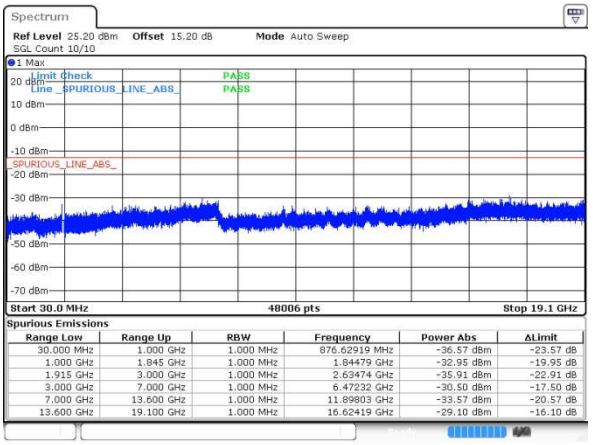

Spurious Emissions

Range Low	Range Up	RBW	Frequency	Power Abs	ΔLimit
30.000 MHz	1.000 GHz	1.000 MHz	876.62919 MHz	-36.57 dBm	-23.57 dB
1.000 GHz	1.845 GHz	1.000 MHz	1.84479 GHz	-32.95 dBm	-19.95 dB
1.915 GHz	3.000 GHz	1.000 MHz	2.63474 GHz	-35.91 dBm	-22.91 dB
3.000 GHz	7.000 GHz	1.000 MHz	6.47232 GHz	-30.50 dBm	-17.50 dB
7.000 GHz	13.600 GHz	1.000 MHz	11.89803 GHz	-33.57 dBm	-20.57 dB
13.600 GHz	19.100 GHz	1.000 MHz	16.62419 GHz	-29.10 dBm	-16.10 dB

Date: 1.JUN.2017 15:25:01

Middle Channel

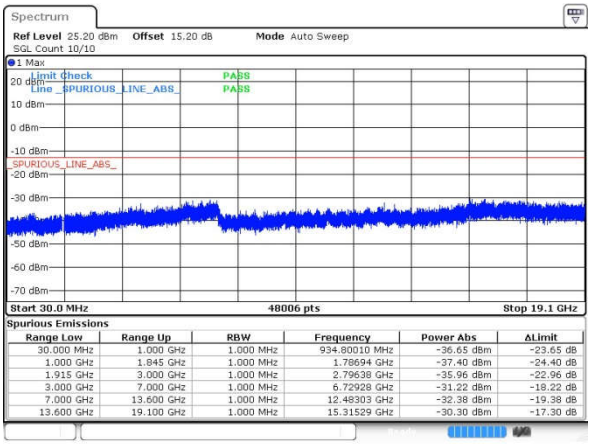

Spurious Emissions

Range Low	Range Up	RBW	Frequency	Power Abs	ΔLimit
30.000 MHz	1.000 GHz	1.000 MHz	934.80010 MHz	-36.65 dBm	-23.65 dB
1.000 GHz	1.845 GHz	1.000 MHz	1.78694 GHz	-37.40 dBm	-24.40 dB
1.915 GHz	3.000 GHz	1.000 MHz	2.79638 GHz	-35.96 dBm	-22.96 dB
3.000 GHz	7.000 GHz	1.000 MHz	6.72928 GHz	-31.22 dBm	-18.22 dB
7.000 GHz	13.600 GHz	1.000 MHz	12.48303 GHz	-32.38 dBm	-19.38 dB
13.600 GHz	19.100 GHz	1.000 MHz	15.31529 GHz	-30.30 dBm	-17.30 dB

Date: 1.JUN.2017 15:26:30

Highest Channel

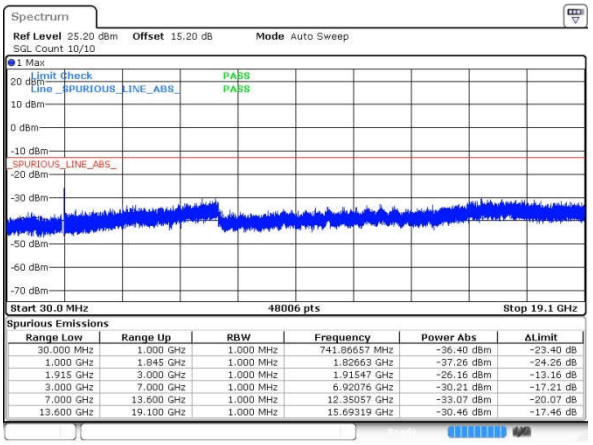

Spurious Emissions

Range Low	Range Up	RBW	Frequency	Power Abs	ΔLimit
30.000 MHz	1.000 GHz	1.000 MHz	741.86657 MHz	-36.40 dBm	-23.40 dB
1.000 GHz	1.845 GHz	1.000 MHz	1.82663 GHz	-37.26 dBm	-24.26 dB
1.915 GHz	3.000 GHz	1.000 MHz	1.91547 GHz	-26.16 dBm	-13.16 dB
3.000 GHz	7.000 GHz	1.000 MHz	6.92076 GHz	-30.21 dBm	-17.21 dB
7.000 GHz	13.600 GHz	1.000 MHz	12.35057 GHz	-33.07 dBm	-20.07 dB
13.600 GHz	19.100 GHz	1.000 MHz	15.69319 GHz	-30.46 dBm	-17.46 dB

Date: 1.JUN.2017 15:27:53

WCDMA Band IV (RMC 12.2Kbps)

Lowest Channel

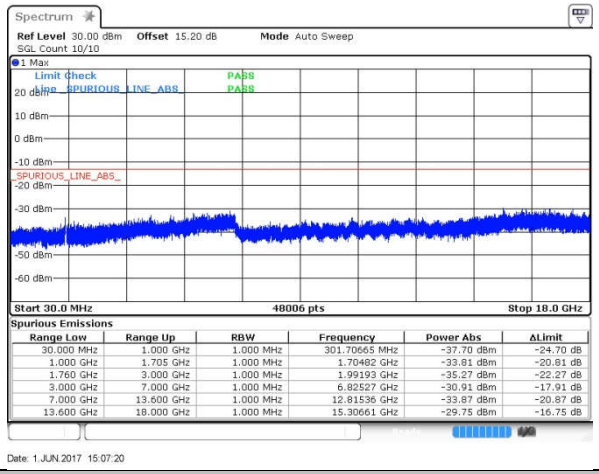

Middle Channel

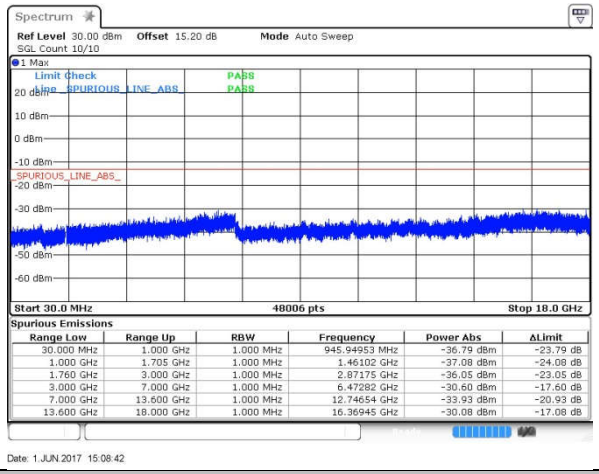

Highest Channel

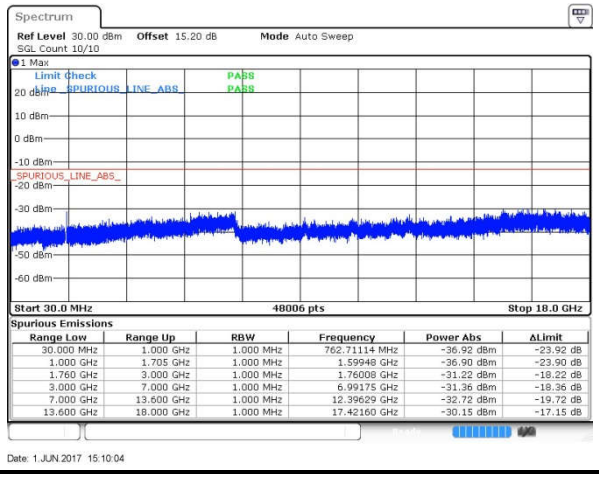

Frequency Stability

Test Conditions	Middle Channel	GSM850 (GSM)	GSM850 (EDGE class 8)	Limit 2.5ppm
Temperature (°C)	Voltage (Volt)	Deviation (ppm)		Result
50	Normal Voltage	0.0048	0.0012	PASS
40	Normal Voltage	0.0060	0.0036	
30	Normal Voltage	0.0024	0.0060	
20(Ref.)	Normal Voltage	0.0000	0.0000	
10	Normal Voltage	0.0036	0.0036	
0	Normal Voltage	0.0012	0.0108	
-10	Normal Voltage	0.0072	0.0096	
-20	Normal Voltage	0.0024	0.0072	
-30	Normal Voltage	0.0036	0.0132	
20	Maximum Voltage	0.0132	0.0024	
20	Normal Voltage	0.0072	0.0155	
20	Battery End Point	0.0167	0.0143	

Note: Normal Voltage = 3.85V. ；Battery End Point (BEP) =3.45V.；Maximum Voltage =4.4 V

Test Conditions	Middle Channel	GSM1900 (GSM)	GSM1900 (EDGE class 8)	Limit Note 2.
Temperature (°C)	Voltage (Volt)	Deviation (ppm)		Result
50	Normal Voltage	0.0117	0.0037	PASS
40	Normal Voltage	0.0106	0.0112	
30	Normal Voltage	0.0128	0.0011	
20(Ref.)	Normal Voltage	0.0000	0.0000	
10	Normal Voltage	0.0048	0.0037	
0	Normal Voltage	0.0037	0.0005	
-10	Normal Voltage	0.0021	0.0011	
-20	Normal Voltage	0.0032	0.0027	
-30	Normal Voltage	0.0085	0.0096	
20	Maximum Voltage	0.0011	0.0021	
20	Normal Voltage	0.0133	0.0090	
20	Battery End Point	0.0080	0.0170	

Note:

1. Normal Voltage = 3.85V. ；Battery End Point (BEP) =3.45V.；Maximum Voltage =4.4 V
2. The frequency fundamental emissions stay within the authorized frequency block based on the frequency deviation measured is small.

Test Conditions	Middle Channel	WCDMA Band V (RMC 12.2Kbps)	Limit 2.5ppm
Temperature (°C)	Voltage (Volt)	Deviation (ppm)	Result
50	Normal Voltage	0.0143	PASS
40	Normal Voltage	0.0096	
30	Normal Voltage	0.0072	
20(Ref.)	Normal Voltage	0.0000	
10	Normal Voltage	0.0060	
0	Normal Voltage	0.0012	
-10	Normal Voltage	0.0275	
-20	Normal Voltage	0.0311	
-30	Normal Voltage	0.0024	
20	Maximum Voltage	0.0347	
20	Normal Voltage	0.0263	
20	Battery End Point	0.0251	

Note: Normal Voltage = 3.85V. ；Battery End Point (BEP) =3.45V.；Maximum Voltage =4.4 V

Test Conditions	Middle Channel	WCDMA Band II (RMC 12.2Kbps)	Limit Note 2.
Temperature (°C)	Voltage (Volt)	Deviation (ppm)	Result
50	Normal Voltage	0.0048	PASS
40	Normal Voltage	0.0011	
30	Normal Voltage	0.0037	
20(Ref.)	Normal Voltage	0.0000	
10	Normal Voltage	0.0021	
0	Normal Voltage	0.0027	
-10	Normal Voltage	0.0059	
-20	Normal Voltage	0.0069	
-30	Normal Voltage	0.0085	
20	Maximum Voltage	0.0032	
20	Normal Voltage	0.0016	
20	Battery End Point	0.0080	

Note:

1. Normal Voltage = 3.85V. ；Battery End Point (BEP) =3.45V.；Maximum Voltage =4.4 V
2. The frequency fundamental emissions stay within the authorized frequency block based on the frequency deviation measured is small.

Test Conditions	Middle Channel	WCDMA Band IV (RMC 12.2Kbps)	Limit Note 2.
Temperature (°C)	Voltage (Volt)	Deviation (ppm)	Result
50	Normal Voltage	0.0087	PASS
40	Normal Voltage	0.0069	
30	Normal Voltage	0.0023	
20(Ref.)	Normal Voltage	0.0000	
10	Normal Voltage	0.0006	
0	Normal Voltage	0.0012	
-10	Normal Voltage	0.0098	
-20	Normal Voltage	0.0121	
-30	Normal Voltage	0.0046	
20	Maximum Voltage	0.0110	
20	Normal Voltage	0.0012	
20	Battery End Point	0.0092	

Note:

1. Normal Voltage = 3.85V. ；Battery End Point (BEP) = 3.45V.；Maximum Voltage =4.4V
2. The frequency fundamental emissions stay within the authorized frequency block based on the frequency deviation measured is small.

Appendix B. Test Results of Radiated Test

Radiated Spurious Emission

GSM850 (GSM)									
Channel	Frequency (MHz)	ERP (dBm)	Limit (dBm)	Over Limit (dB)	SPA Reading (dBm)	S.G. Power (dBm)	TX Cable loss (dB)	TX Antenna Gain (dBi)	Polarization (H/V)
Middle	1672	-53.62	-13	-40.62	-53.37	-55.48	1.19	5.20	H
	2508	-41.65	-13	-28.65	-47.65	-43.87	1.53	5.90	H
	3345	-68.09	-13	-55.09	-72.04	-70.88	1.76	6.70	H
	1672	-58.01	-13	-45.01	-55.97	-59.87	1.19	5.20	V
	2508	-43.90	-13	-30.90	-48.8	-46.12	1.53	5.90	V
	3345	-68.34	-13	-55.34	-71.66	-71.13	1.76	6.70	V

Remark: Spurious emissions within 30-1000MHz were found more than 20dB below limit line.

GSM850 (EDGE class 8)									
Channel	Frequency (MHz)	ERP (dBm)	Limit (dBm)	Over Limit (dB)	SPA Reading (dBm)	S.G. Power (dBm)	TX Cable loss (dB)	TX Antenna Gain (dBi)	Polarization (H/V)
Middle	1672	-61.66	-13	-48.66	-60.29	-63.52	1.19	5.20	H
	2508	-49.81	-13	-36.81	-53.86	-52.03	1.53	5.90	H
	3345	-67.64	-13	-54.64	-71.59	-70.43	1.76	6.70	H
	1672	-65.30	-13	-52.30	-63.26	-67.16	1.19	5.20	V
	2508	-57.78	-13	-44.78	-59.76	-60.00	1.53	5.90	V
	3345	-68.25	-13	-55.25	-71.57	-71.04	1.76	6.70	V

Remark: Spurious emissions within 30-1000MHz were found more than 20dB below limit line.

GSM1900 (GSM)									
Channel	Frequency (MHz)	EIRP (dBm)	Limit (dBm)	Over Limit (dB)	SPA Reading (dBm)	S.G. Power (dBm)	TX Cable loss (dB)	TX Antenna Gain (dBi)	Polarization (H/V)
Middle	3759	-61.12	-13	-48.12	-64.63	-66.11	1.88	6.87	H
	5640	-55.12	-13	-42.12	-63.31	-62.42	2.38	9.68	H
	7520	-62.12	-13	-49.12	-74.15	-71.19	2.74	11.81	H
	3759	-62.07	-13	-49.07	-65.86	-67.06	1.88	6.87	V
	5640	-58.75	-13	-45.75	-67.32	-66.05	2.38	9.68	V
	7520	-63.87	-13	-50.87	-74.58	-72.94	2.74	11.81	V

Remark: Spurious emissions within 30-1000MHz were found more than 20dB below limit line.

GSM1900 (EDGE class 8)									
Channel	Frequency (MHz)	EIRP (dBm)	Limit (dBm)	Over Limit (dB)	SPA Reading (dBm)	S.G. Power (dBm)	TX Cable loss (dB)	TX Antenna Gain (dBi)	Polarization (H/V)
Middle	3759	-66.62	-13	-53.62	-70.13	-71.61	1.88	6.87	H
	5640	-59.71	-13	-46.71	-67.90	-67.01	2.38	9.68	H
	7520	-63.07	-13	-50.07	-75.10	-72.14	2.74	11.81	H
	3759	-67.98	-13	-54.98	-71.77	-72.97	1.88	6.87	V
	5640	-62.22	-13	-49.22	-70.79	-69.52	2.38	9.68	V
	7520	-64.13	-13	-51.13	-74.84	-73.20	2.74	11.81	V

Remark: Spurious emissions within 30-1000MHz were found more than 20dB below limit line.

WCDMA Band V(RMC 12.2Kbps)									
Channel	Frequency (MHz)	ERP (dBm)	Limit (dBm)	Over Limit (dB)	SPA Reading (dBm)	S.G. Power (dBm)	TX Cable loss (dB)	TX Antenna Gain (dBi)	Polarization (H/V)
Middle	1672	-67.04	-13	-54.04	-65.67	-68.90	1.19	5.20	H
	2510	-62.53	-13	-49.53	-65.52	-64.75	1.53	5.90	H
	3345	-68.01	-13	-55.01	-71.96	-70.80	1.76	6.70	H
	1672	-68.71	-13	-55.71	-66.67	-70.57	1.19	5.20	V
	2510	-63.83	-13	-50.83	-65.81	-66.05	1.53	5.90	V
	3345	-68.50	-13	-55.50	-71.82	-71.29	1.76	6.70	V

Remark: Spurious emissions within 30-1000MHz were found more than 20dB below limit line.

WCDMA Band II(RMC 12.2Kbps)									
Channel	Frequency (MHz)	EIRP (dBm)	Limit (dBm)	Over Limit (dB)	SPA Reading (dBm)	S.G. Power (dBm)	TX Cable loss (dB)	TX Antenna Gain (dBi)	Polarization (H/V)
Middle	3759	-67.61	-13	-54.61	-71.12	-72.60	1.88	6.87	H
	5640	-65.00	-13	-52.00	-73.19	-72.30	2.38	9.68	H
	7520	-61.44	-13	-48.44	-73.47	-70.51	2.74	11.81	H
	3759	-67.32	-13	-54.32	-71.11	-72.31	1.88	6.87	V
	5640	-64.93	-13	-51.93	-73.5	-72.23	2.38	9.68	V
	7520	-63.26	-13	-50.26	-73.97	-72.33	2.74	11.81	V

Remark: Spurious emissions within 30-1000MHz were found more than 20dB below limit line.

WCDMA Band IV(RMC 12.2Kbps)									
Channel	Frequency (MHz)	EIRP (dBm)	Limit (dBm)	Over Limit (dB)	SPA Reading (dBm)	S.G. Power (dBm)	TX Cable loss (dB)	TX Antenna Gain (dBi)	Polarization (H/V)
Middle	3465	-64.87	-13	-51.87	-71.66	-69.76	1.81	6.70	H
	5199	-60.23	-13	-47.23	-72.91	-67.13	2.23	9.13	H
	6930	-59.65	-13	-46.65	-74.83	-67.71	2.60	10.66	H
	3465	-65.91	-13	-52.91	-71.11	-70.80	1.81	6.70	V
	5199	-59.34	-13	-46.34	-72.89	-66.24	2.23	9.13	V
	6930	-58.33	-13	-45.33	-73.38	-66.39	2.6	10.66	V

Remark: Spurious emissions within 30-1000MHz were found more than 20dB below limit line.