#01_HAC_T-Coil_GSM850_Voice (speech codec handset low)_Ch189_Axial (Z)

Communication System: GSM850 ; Frequency: 836.4 MHz
Medium: Air Medium parameters used: $\sigma = 0$ S/m, $\varepsilon_r = 1$; $\rho = 0$ kg/m^3
Ambient Temperature：23.4 ℃

DASY5 Configuration
- Probe: AM1DV3 - 3130; ; Calibrated: 2017/11/21
- Sensor-Surface: 0mm (Fix Surface)
- Electronics: DAE4 Sn854; Calibrated: 2017/5/2
- Phantom: HAC Test Arch with AMCC; Type: SD HAC P01 BA;
- Measurement SW: DASY52, Version 52.8 (8); SEMCAD X Version 14.6.10 (7373)

General Scans/z (axial) 4.2mm 50 x 50/ABM Interpolated SNR(x,y,z) (121x121x1):

Interpolated grid: dx=1.000 mm, dy=1.000 mm
ABM1/ABM2 = 20.17 dB
ABM1 comp = -2.67 dBA/m
Location: -1.7, 1.7, 3.7 mm



0 dB = 10.20 = 20.17 dB

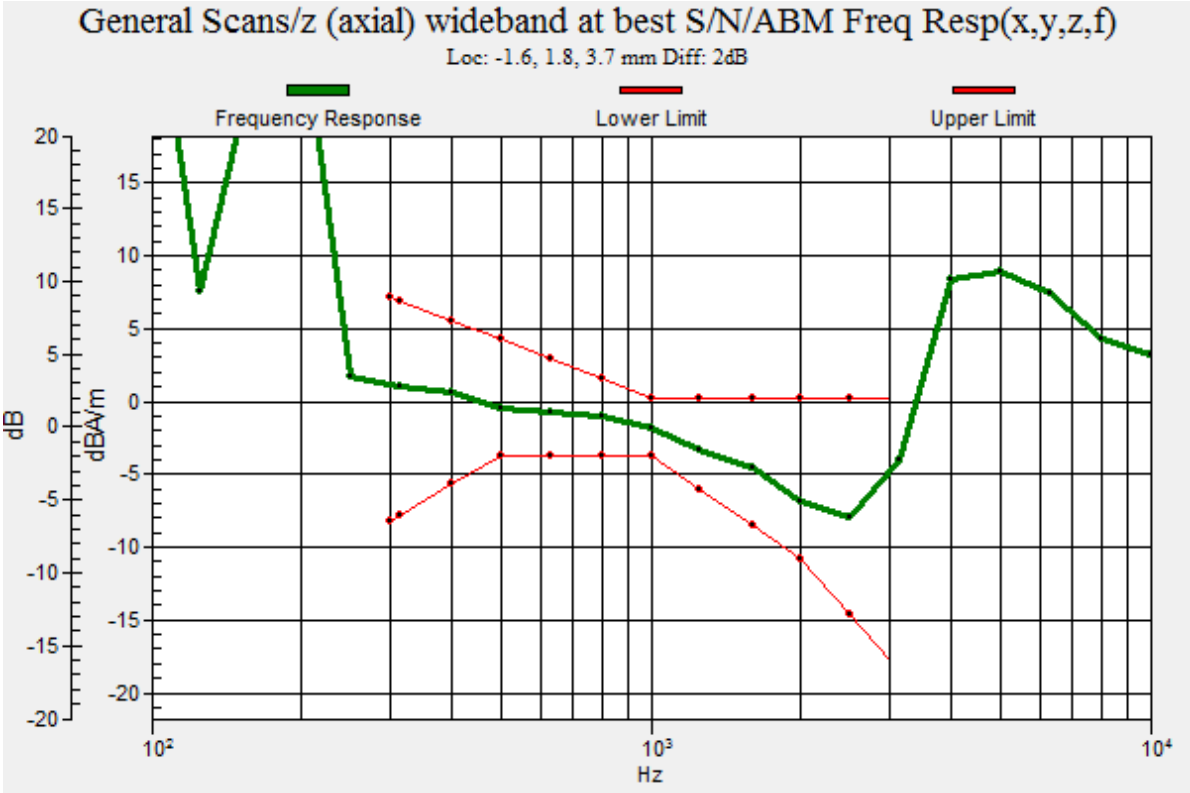
General Scans/z (axial) wideband at best S/N/ABM Freq Resp(x,y,z,f)
Loc: -1.6, 1.8, 3.7 mm Diff: 2dB
Frequency Response
Lower Limit
Upper Limit
dB
dBA/m
Hz
20
15
10
5
0
-5
-10
-15
-20
10^2
10^3
10^4

#01_HAC_T-Coil_GSM850_Voice (speech codec handset low)_Ch189_Transversal (Y)

Communication System: GSM850 ; Frequency: 836.4 MHz
Medium: Air Medium parameters used: $\sigma = 0$ S/m, $\varepsilon_r = 1$; $\rho = 0$ kg/m^3
Ambient Temperature：23.4 ℃

DASY5 Configuration
- Probe: AM1DV3 - 3130; ; Calibrated: 2017/11/21
- Sensor-Surface: 0mm (Fix Surface)
- Electronics: DAE4 Sn854; Calibrated: 2017/5/2
- Phantom: HAC Test Arch with AMCC; Type: SD HAC P01 BA;
- Measurement SW: DASY52, Version 52.8 (8); SEMCAD X Version 14.6.10 (7373)

General Scans/y (transversal) 4.2mm 50 x 50/ABM Interpolated SNR(x,y,z) (121x121x1):

Interpolated grid: dx=1.000 mm, dy=1.000 mm
ABM1/ABM2 = 30.14 dB
ABM1 comp = -12.06 dBA/m
Location: -3.7, -4.7, 3.7 mm



0 dB = 32.15 = 30.14 dB

#02_HAC_T-Coil_GSM1900_Voice (speech codec handset low)_Ch661_Axial (Z)

Communication System: PCS ; Frequency: 1880 MHz
Medium: Air Medium parameters used: $\sigma = 0$ S/m, $\varepsilon_r = 1$; $\rho = 0$ kg/m^3
Ambient Temperature：23.4 ℃

DASY5 Configuration
- Probe: AM1DV3 - 3130; ; Calibrated: 2017/11/21
- Sensor-Surface: 0mm (Fix Surface)
- Electronics: DAE4 Sn854; Calibrated: 2017/5/2
- Phantom: HAC Test Arch with AMCC; Type: SD HAC P01 BA;
- Measurement SW: DASY52, Version 52.8 (8); SEMCAD X Version 14.6.10 (7373)

General Scans/z (axial) 4.2mm 50 x 50/ABM Interpolated SNR(x,y,z) (121x121x1):

Interpolated grid: dx=1.000 mm, dy=1.000 mm
ABM1/ABM2 = 31.23 dB
ABM1 comp = -2.72 dBA/m
Location: -0.8, 2.5, 3.7 mm



0 dB = 36.42 = 31.23 dB

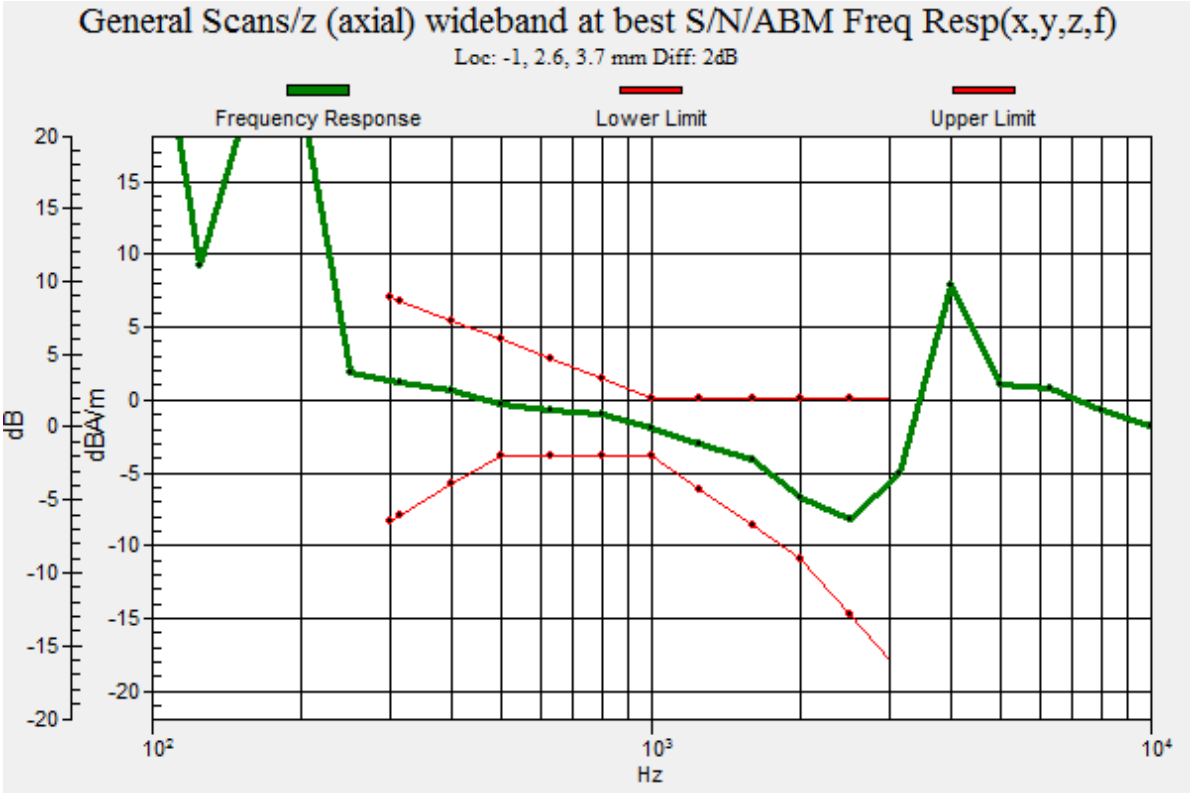
General Scans/z (axial) wideband at best S/N/ABM Freq Resp(x,y,z,f)
Loc: -1, 2.6, 3.7 mm Diff: 2dB
Frequency Response
Lower Limit
Upper Limit
dB
dBA/m
Hz
20
15
10
5
0
-5
-10
-15
-20
10^2
10^3
10^4

#02_HAC_T-Coil_GSM1900_Voice (speech codec handset low)_Ch661_Transversal (Y)

Communication System: PCS ; Frequency: 1880 MHz
Medium: Air Medium parameters used: $\sigma = 0$ S/m, $\varepsilon_r = 1$; $\rho = 0$ kg/m^3
Ambient Temperature：23.4 ℃

DASY5 Configuration
- Probe: AM1DV3 - 3130; ; Calibrated: 2017/11/21
- Sensor-Surface: 0mm (Fix Surface)
- Electronics: DAE4 Sn854; Calibrated: 2017/5/2
- Phantom: HAC Test Arch with AMCC; Type: SD HAC P01 BA;
- Measurement SW: DASY52, Version 52.8 (8); SEMCAD X Version 14.6.10 (7373)

General Scans/y (transversal) 4.2mm 50 x 50/ABM Interpolated SNR(x,y,z) (121x121x1):

Interpolated grid: dx=1.000 mm, dy=1.000 mm
ABM1/ABM2 = 27.85 dB
ABM1 comp = -12.52 dBA/m
Location: -4.6, -5.4, 3.7 mm



0 dB = 24.68 = 27.85 dB

#03_HAC_T-Coil_WCDMA II_Voice (speech codec low)_Ch9400_Axial (Z)

Communication System: WCDMA ; Frequency: 1880 MHz
Medium: Air Medium parameters used: $\sigma = 0$ S/m, $\varepsilon_r = 1$; $\rho = 0$ kg/m^3
Ambient Temperature：23.4 ℃

DASY5 Configuration
- Probe: AM1DV3 - 3130; ; Calibrated: 2017/11/21
- Sensor-Surface: 0mm (Fix Surface)
- Electronics: DAE4 Sn854; Calibrated: 2017/5/2
- Phantom: HAC Test Arch with AMCC; Type: SD HAC P01 BA;
- Measurement SW: DASY52, Version 52.8 (8); SEMCAD X Version 14.6.10 (7373)

General Scans/z (axial) 4.2mm 50 x 50/ABM Interpolated SNR(x,y,z) (121x121x1):

Interpolated grid: dx=1.000 mm, dy=1.000 mm
ABM1/ABM2 = 36.41 dB
ABM1 comp = -0.92 dBA/m
Location: -0.8, 1.7, 3.7 mm



0 dB = 66.15 = 36.41 dB

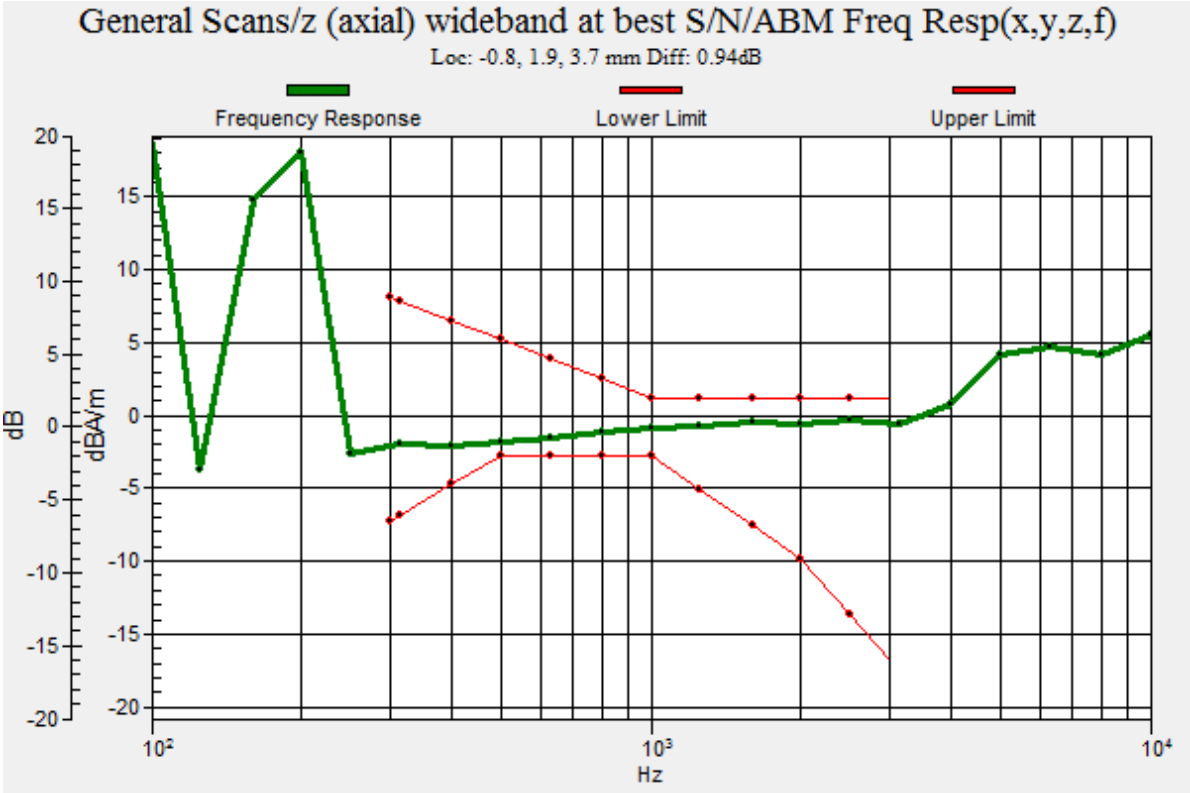
General Scans/z (axial) wideband at best S/N/ABM Freq Resp(x,y,z,f)
Loc: -0.8, 1.9, 3.7 mm Diff: 0.94dB
Frequency Response
Lower Limit
Upper Limit
dB
dBA/m
Hz

#03_HAC_T-Coil_WCDMA II_Voice (speech codec low)_Ch9400_Transversal (Y)

Communication System: WCDMA ; Frequency: 1880 MHz
Medium: Air Medium parameters used: $\sigma = 0$ S/m, $\varepsilon_r = 1$; $\rho = 0$ kg/m^3
Ambient Temperature：23.4 ℃

DASY5 Configuration
- Probe: AM1DV3 - 3130; ; Calibrated: 2017/11/21
- Sensor-Surface: 0mm (Fix Surface)
- Electronics: DAE4 Sn854; Calibrated: 2017/5/2
- Phantom: HAC Test Arch with AMCC; Type: SD HAC P01 BA;
- Measurement SW: DASY52, Version 52.8 (8); SEMCAD X Version 14.6.10 (7373)

General Scans/y (transversal) 4.2mm 50 x 50/ABM Interpolated SNR(x,y,z) (121x121x1):

Interpolated grid: dx=1.000 mm, dy=1.000 mm
ABM1/ABM2 = 30.80 dB
ABM1 comp = -11.48 dBA/m
Location: -5, 12.5, 3.7 mm

0 dB = 34.67 = 30.80 dB

#04_HAC_T-Coil_WCDMA IV_Voice (speech codec low)_Ch1413_Axial (Z)

Communication System: WCDMA ; Frequency: 1732.6 MHz
Medium: Air Medium parameters used: $\sigma = 0$ S/m, $\varepsilon_r = 1$; $\rho = 0$ kg/m^3
Ambient Temperature：23.4 ℃

DASY5 Configuration
- Probe: AM1DV3 - 3130; ; Calibrated: 2017/11/21
- Sensor-Surface: 0mm (Fix Surface)
- Electronics: DAE4 Sn854; Calibrated: 2017/5/2
- Phantom: HAC Test Arch with AMCC; Type: SD HAC P01 BA;
- Measurement SW: DASY52, Version 52.8 (8); SEMCAD X Version 14.6.10 (7373)

General Scans/z (axial) 4.2mm 50 x 50/ABM Interpolated SNR(x,y,z) (121x121x1):

Interpolated grid: dx=1.000 mm, dy=1.000 mm
ABM1/ABM2 = 33.62 dB
ABM1 comp = -2.09 dBA/m
Location: -2.5, 3.7, 3.7 mm



0 dB = 47.95 = 33.62 dB

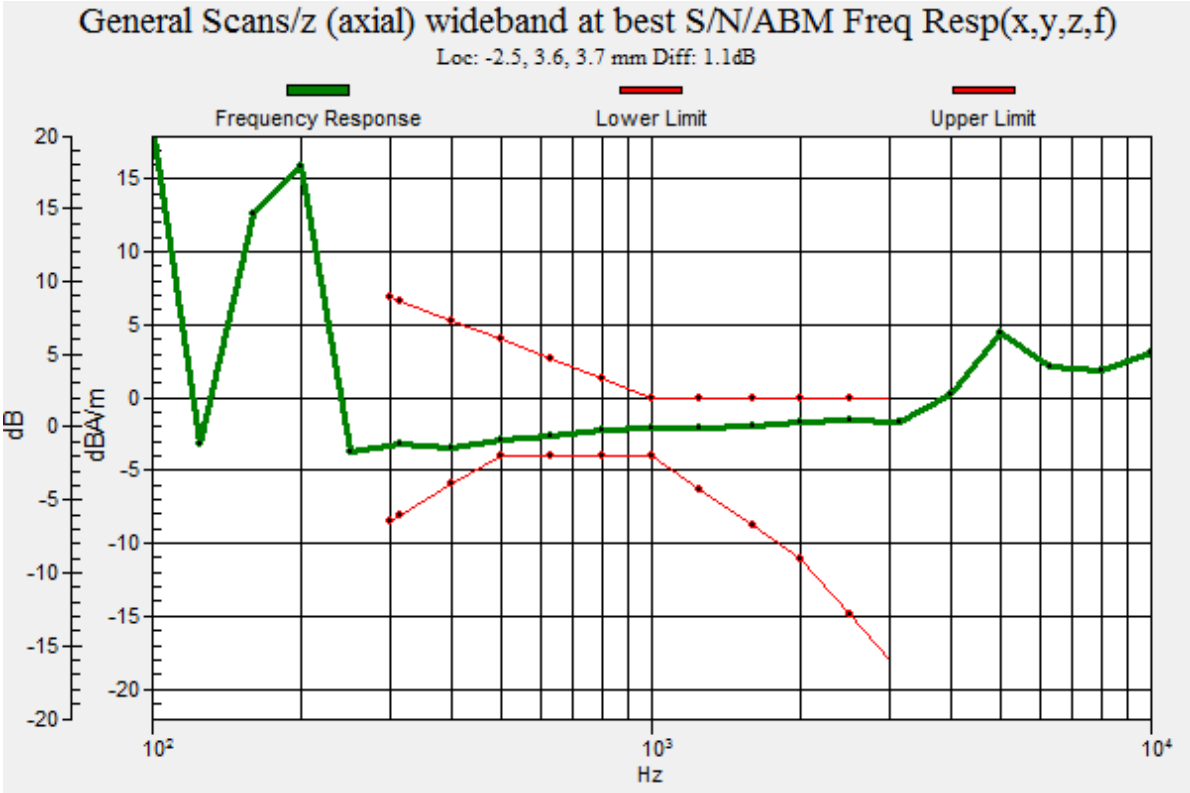
General Scans/z (axial) wideband at best S/N/ABM Freq Resp(x,y,z,f)
Loc: -2.5, 3.6, 3.7 mm Diff: 1.1dB
Frequency Response
Lower Limit
Upper Limit
dB
dBA/m
Hz

#04_HAC_T-Coil_WCDMA IV_Voice (speech codec low)_Ch1413_Transversal (Y)

Communication System: WCDMA ; Frequency: 1732.6 MHz
Medium: Air Medium parameters used: $\sigma = 0$ S/m, $\varepsilon_r = 1$; $\rho = 0$ kg/m^3
Ambient Temperature：23.4 ℃

DASY5 Configuration
- Probe: AM1DV3 - 3130; ; Calibrated: 2017/11/21
- Sensor-Surface: 0mm (Fix Surface)
- Electronics: DAE4 Sn854; Calibrated: 2017/5/2
- Phantom: HAC Test Arch with AMCC; Type: SD HAC P01 BA;
- Measurement SW: DASY52, Version 52.8 (8); SEMCAD X Version 14.6.10 (7373)

General Scans/y (transversal) 4.2mm 50 x 50/ABM Interpolated SNR(x,y,z) (121x121x1):

Interpolated grid: dx=1.000 mm, dy=1.000 mm
ABM1/ABM2 = 29.93 dB
ABM1 comp = -10.83 dBA/m
Location: -4.6, -5.8, 3.7 mm

0 dB = 31.36 = 29.93 dB

#05_HAC_T-Coil_WCDMA V_Voice (speech codec low)_Ch4182_Axial (Z)

Communication System: WCDMA ; Frequency: 836.4 MHz
Medium: Air Medium parameters used: $\sigma = 0$ S/m, $\varepsilon_r = 1$; $\rho = 0$ kg/m^3
Ambient Temperature：23.4 ℃

DASY5 Configuration
- Probe: AM1DV3 - 3130; ; Calibrated: 2017/11/21
- Sensor-Surface: 0mm (Fix Surface)
- Electronics: DAE4 Sn854; Calibrated: 2017/5/2
- Phantom: HAC Test Arch with AMCC; Type: SD HAC P01 BA;
- Measurement SW: DASY52, Version 52.8 (8); SEMCAD X Version 14.6.10 (7373)

General Scans/z (axial) 4.2mm 50 x 50/ABM Interpolated SNR(x,y,z) (121x121x1):

Interpolated grid: dx=1.000 mm, dy=1.000 mm
ABM1/ABM2 = 34.86 dB
ABM1 comp = -2.43 dBA/m
Location: -3.7, 0.8, 3.7 mm



0 dB = 55.34 = 34.86 dB

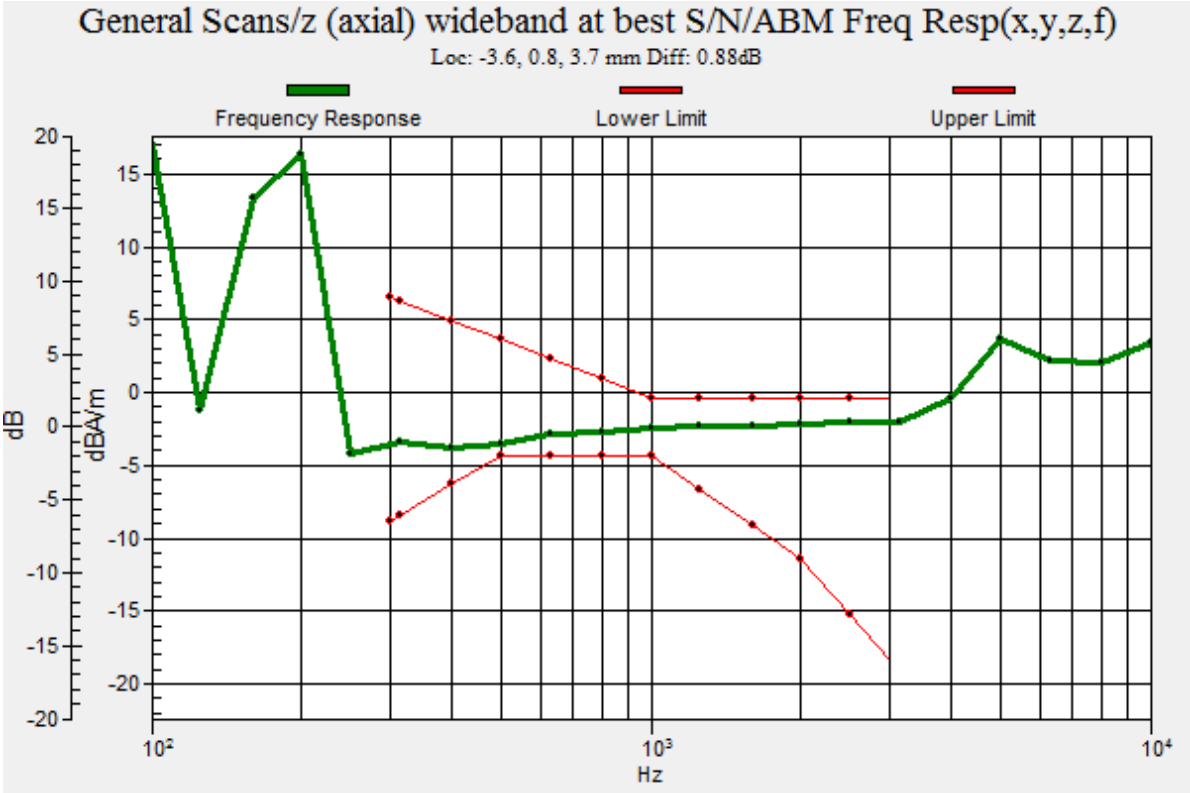
General Scans/z (axial) wideband at best S/N/ABM Freq Resp(x,y,z,f)
Loc: -3.6, 0.8, 3.7 mm Diff: 0.88dB
Frequency Response
Lower Limit
Upper Limit
dB
dBA/m
Hz

#05_HAC_T-Coil_WCDMA V_Voice (speech codec low)_Ch4182_Transversal (Y)

Communication System: WCDMA ; Frequency: 836.4 MHz
Medium: Air Medium parameters used: $\sigma = 0$ S/m, $\varepsilon_r = 1$; $\rho = 0$ kg/m^3
Ambient Temperature：23.4 ℃

DASY5 Configuration
- Probe: AM1DV3 - 3130; ; Calibrated: 2017/11/21
- Sensor-Surface: 0mm (Fix Surface)
- Electronics: DAE4 Sn854; Calibrated: 2017/5/2
- Phantom: HAC Test Arch with AMCC; Type: SD HAC P01 BA;
- Measurement SW: DASY52, Version 52.8 (8); SEMCAD X Version 14.6.10 (7373)

General Scans/y (transversal) 4.2mm 50 x 50/ABM Interpolated SNR(x,y,z) (121x121x1):

Interpolated grid: dx=1.000 mm, dy=1.000 mm
ABM1/ABM2 = 29.65 dB
ABM1 comp = -11.42 dBA/m
Location: -5.4, -5.8, 3.7 mm



0 dB = 30.39 = 29.65 dB

#06_HAC_T-Coil_LTE Band 2_20M_QPSK_1RB_0offset_EVS WB5.9Kbps_Ch18900_Axial (Z)

Communication System: LTE ; Frequency: 1880 MHz
Medium: Air Medium parameters used: $\sigma = 0$ S/m, $\varepsilon_r = 1$; $\rho = 0$ kg/m^3
Ambient Temperature：23.4 ℃

DASY5 Configuration
- Probe: AM1DV3 - 3130; ; Calibrated: 2017/11/21
- Sensor-Surface: 0mm (Fix Surface)
- Electronics: DAE4 Sn854; Calibrated: 2017/5/2
- Phantom: HAC Test Arch with AMCC; Type: SD HAC P01 BA;
- Measurement SW: DASY52, Version 52.8 (8); SEMCAD X Version 14.6.10 (7373)

General Scans/z (axial) 4.2mm 50 x 50/ABM Interpolated SNR(x,y,z) (121x121x1):

Interpolated grid: dx=1.000 mm, dy=1.000 mm
ABM1/ABM2 = 32.49 dB
ABM1 comp = -1.04 dBA/m
Location: -3, 2.3, 3.7 mm



0 dB = 42.14 = 32.49 dB

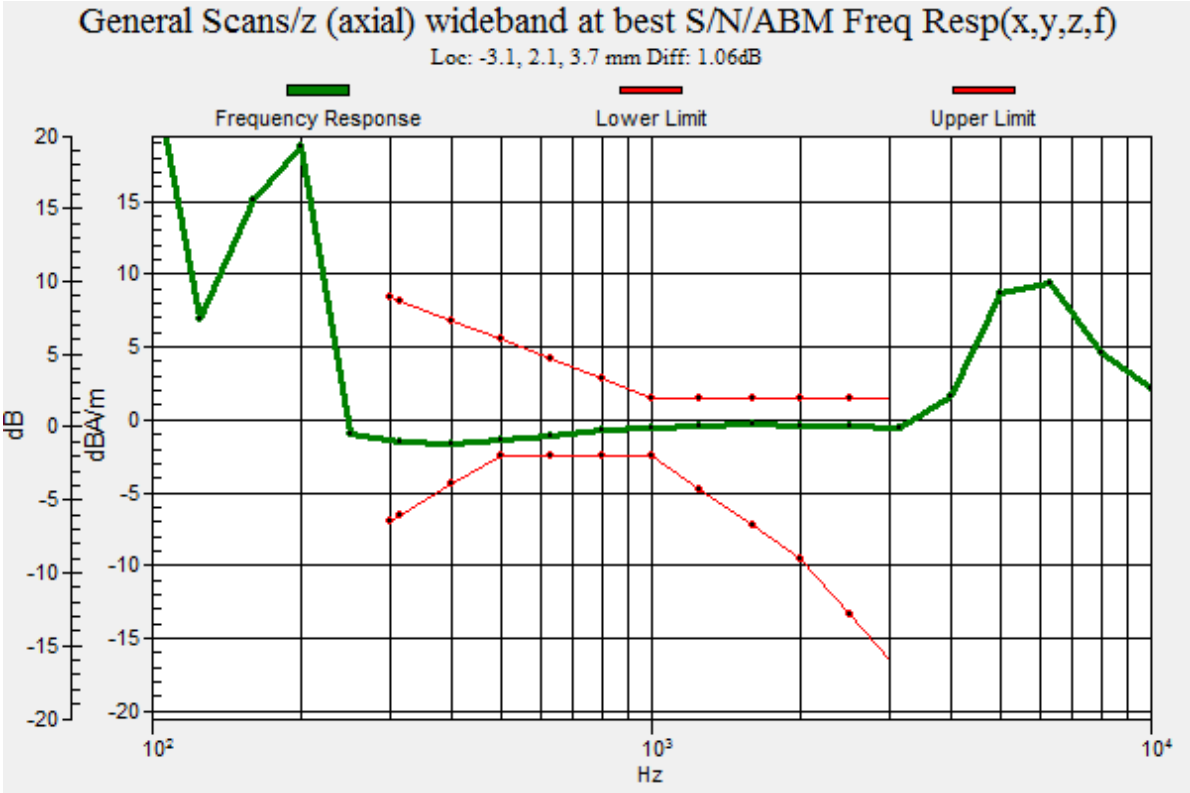
General Scans/z (axial) wideband at best S/N/ABM Freq Resp(x,y,z,f)
Loc: -3.1, 2.1, 3.7 mm Diff: 1.06dB
Frequency Response
Lower Limit
Upper Limit
dB
dBA/m
Hz

#06_HAC_T-Coil_LTE Band 2_20M_QPSK_1RB_0offset_EVS WB5.9Kbps_Ch18900_Transversal (Y)

Communication System: LTE ; Frequency: 1880 MHz
Medium: Air Medium parameters used: $\sigma = 0$ S/m, $\varepsilon_r = 1$; $\rho = 0$ kg/m^3
Ambient Temperature：23.4 ℃

DASY5 Configuration
- Probe: AM1DV3 - 3130; ; Calibrated: 2017/11/21
- Sensor-Surface: 0mm (Fix Surface)
- Electronics: DAE4 Sn854; Calibrated: 2017/5/2
- Phantom: HAC Test Arch with AMCC; Type: SD HAC P01 BA;
- Measurement SW: DASY52, Version 52.8 (8); SEMCAD X Version 14.6.10 (7373)

General Scans/y (transversal) 4.2mm 50 x 50/ABM Interpolated SNR(x,y,z) (121x121x1):

Interpolated grid: dx=1.000 mm, dy=1.000 mm
ABM1/ABM2 = 33.55 dB
ABM1 comp = -10.27 dBA/m
Location: -3.7, -5.4, 3.7 mm



0 dB = 47.59 = 33.55 dB

#07_HAC_T-Coil_LTE Band 4_20M_QPSK_1RB_0offset_EVS WB 5.9Kbps_Ch20175_Axial (Z)

Communication System: LTE ; Frequency: 1732.5 MHz
Medium: Air Medium parameters used: $\sigma = 0$ S/m, $\varepsilon_r = 1$; $\rho = 0$ kg/m^3
Ambient Temperature：23.4 ℃

DASY5 Configuration
- Probe: AM1DV3 - 3130; ; Calibrated: 2017/11/21
- Sensor-Surface: 0mm (Fix Surface)
- Electronics: DAE4 Sn854; Calibrated: 2017/5/2
- Phantom: HAC Test Arch with AMCC; Type: SD HAC P01 BA;
- Measurement SW: DASY52, Version 52.8 (8); SEMCAD X Version 14.6.10 (7373)

General Scans/z (axial) 4.2mm 50 x 50/ABM Interpolated SNR(x,y,z) (121x121x1):

Interpolated grid: dx=1.000 mm, dy=1.000 mm
ABM1/ABM2 = 33.95 dB
ABM1 comp = -1.40 dBA/m
Location: -3, 2.3, 3.7 mm



0 dB = 49.81 = 33.95 dB

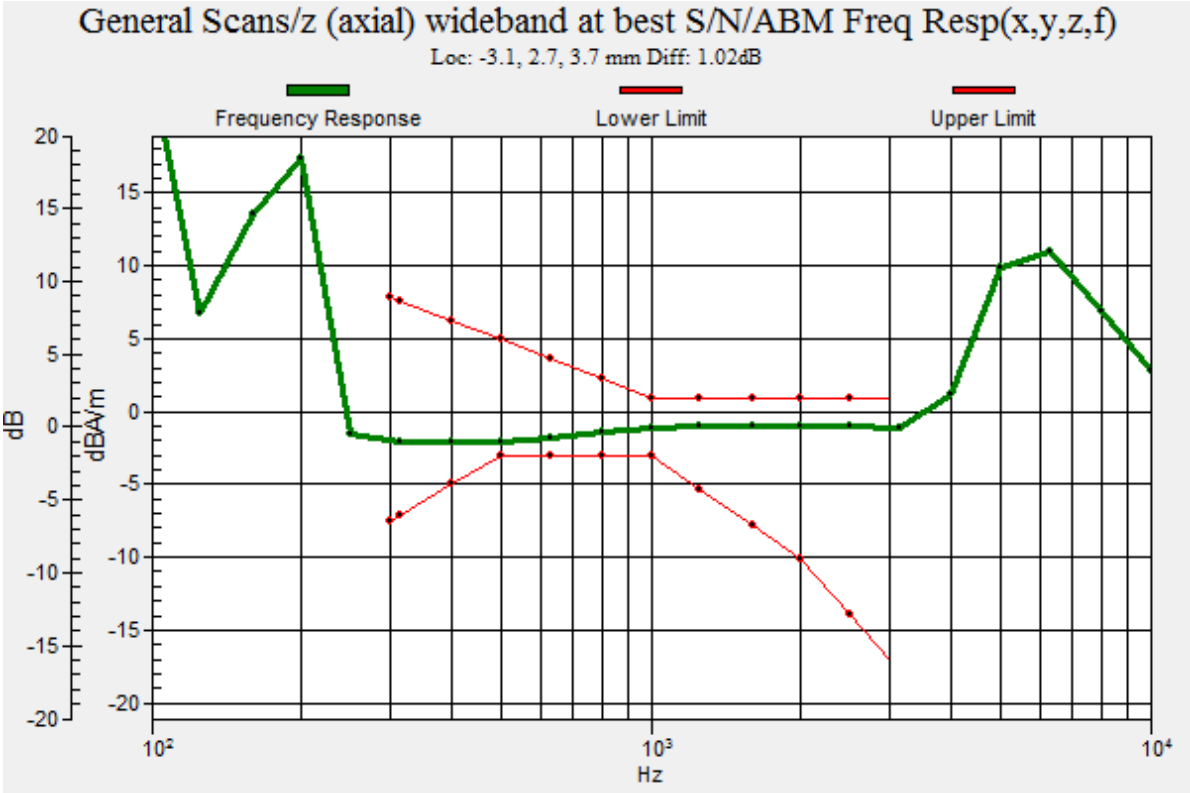
General Scans/z (axial) wideband at best S/N/ABM Freq Resp(x,y,z,f)
Loc: -3.1, 2.7, 3.7 mm Diff: 1.02dB
Frequency Response
Lower Limit
Upper Limit
dB
dBA/m
Hz

#07_HAC_T-Coil_LTE Band 4_20M_QPSK_1RB_0offset_EVS WB 5.9Kbps_Ch20175_Transversal (Y)

Communication System: LTE ; Frequency: 1732.5 MHz
Medium: Air Medium parameters used: $\sigma = 0$ S/m, $\varepsilon_r = 1$; $\rho = 0$ kg/m^3
Ambient Temperature：23.4 ℃

DASY5 Configuration
- Probe: AM1DV3 - 3130; ; Calibrated: 2017/11/21
- Sensor-Surface: 0mm (Fix Surface)
- Electronics: DAE4 Sn854; Calibrated: 2017/5/2
- Phantom: HAC Test Arch with AMCC; Type: SD HAC P01 BA;
- Measurement SW: DASY52, Version 52.8 (8); SEMCAD X Version 14.6.10 (7373)

General Scans/y (transversal) 4.2mm 50 x 50/ABM Interpolated SNR(x,y,z) (121x121x1):

Interpolated grid: dx=1.000 mm, dy=1.000 mm
ABM1/ABM2 = 32.68 dB
ABM1 comp = -9.97 dBA/m
Location: -3, -4, 3.7 mm

0 dB = 43.06 = 32.68 dB

#08_HAC_T-Coil_LTE Band 5_10M_QPSK_1RB_0offset_EVS WB 5.9Kbps_Ch20525_Axial (Z)

Communication System: LTE ; Frequency: 836.5 MHz
Medium: Air Medium parameters used: $\sigma = 0$ S/m, $\varepsilon_r = 1$; $\rho = 0$ kg/m^3
Ambient Temperature：23.4 ℃

DASY5 Configuration
- Probe: AM1DV3 - 3130; ; Calibrated: 2017/11/21
- Sensor-Surface: 0mm (Fix Surface)
- Electronics: DAE4 Sn854; Calibrated: 2017/5/2
- Phantom: HAC Test Arch with AMCC; Type: SD HAC P01 BA;
- Measurement SW: DASY52, Version 52.8 (8); SEMCAD X Version 14.6.10 (7373)

General Scans/z (axial) 4.2mm 50 x 50/ABM Interpolated SNR(x,y,z) (121x121x1):

Interpolated grid: dx=1.000 mm, dy=1.000 mm
ABM1/ABM2 = 33.22 dB
ABM1 comp = -1.60 dBA/m
Location: -3, 1.6, 3.7 mm



0 dB = 45.80 = 33.22 dB

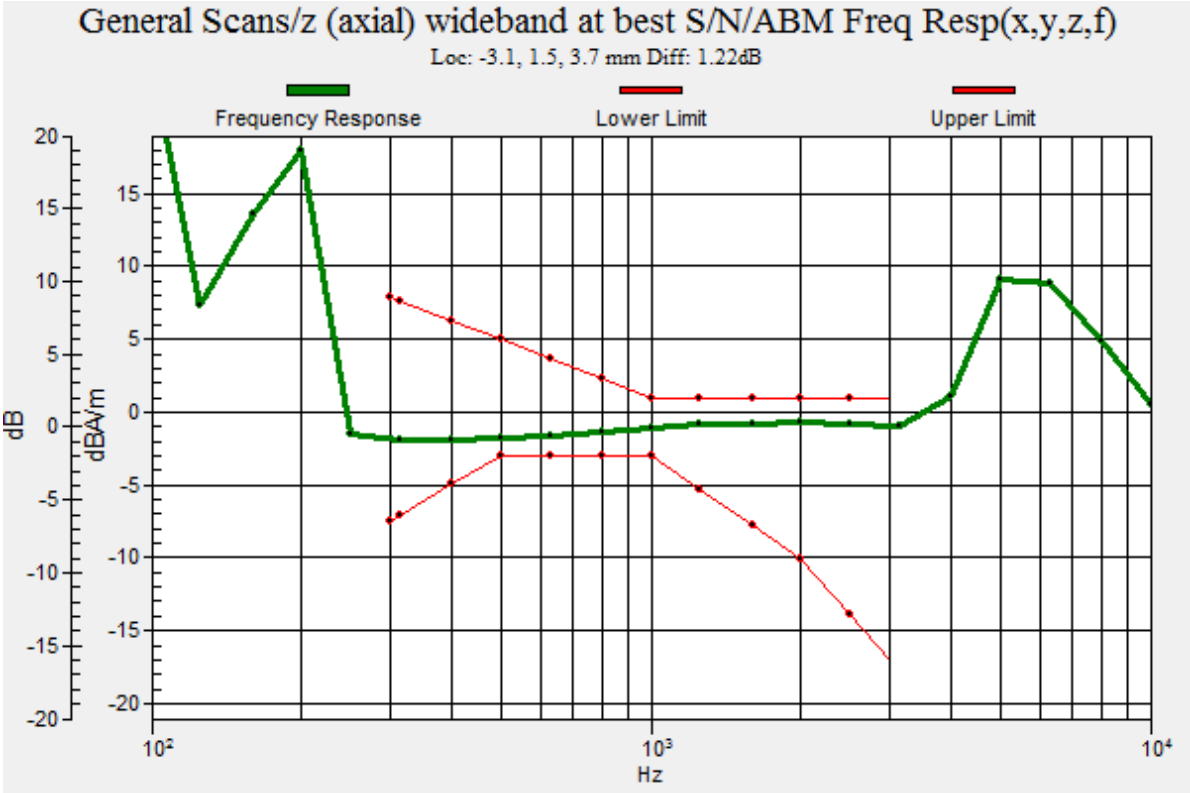
General Scans/z (axial) wideband at best S/N/ABM Freq Resp(x,y,z,f)
Loc: -3.1, 1.5, 3.7 mm Diff: 1.22dB
Frequency Response
Lower Limit
Upper Limit
dB
dBA/m
Hz

#08_HAC_T-Coil_LTE Band 5_10M_QPSK_1RB_0offset_EVS WB 5.9Kbps_Ch20525_Transversal (Y)

Communication System: LTE ; Frequency: 836.5 MHz
Medium: Air Medium parameters used: $\sigma = 0$ S/m, $\varepsilon_r = 1$; $\rho = 0$ kg/m^3
Ambient Temperature：23.4 ℃

DASY5 Configuration
- Probe: AM1DV3 - 3130; ; Calibrated: 2017/11/21
- Sensor-Surface: 0mm (Fix Surface)
- Electronics: DAE4 Sn854; Calibrated: 2017/5/2
- Phantom: HAC Test Arch with AMCC; Type: SD HAC P01 BA;
- Measurement SW: DASY52, Version 52.8 (8); SEMCAD X Version 14.6.10 (7373)

General Scans/y (transversal) 4.2mm 50 x 50/ABM Interpolated SNR(x,y,z) (121x121x1):

Interpolated grid: dx=1.000 mm, dy=1.000 mm
ABM1/ABM2 = 34.08 dB
ABM1 comp = -9.80 dBA/m
Location: -3, -5.4, 3.7 mm



0 dB = 50.60 = 34.08 dB

#09_HAC_T-Coil_LTE Band 7_20M_QPSK_1RB_0offset_EVS WB 5.9Kbps_Ch21100_Axial (Z)

Communication System: LTE ; Frequency: 2535 MHz
Medium: Air Medium parameters used: $\sigma = 0$ S/m, $\varepsilon_r = 1$; $\rho = 0$ kg/m^3
Ambient Temperature：23.4 ℃

DASY5 Configuration
- Probe: AM1DV3 - 3130; ; Calibrated: 2017/11/21
- Sensor-Surface: 0mm (Fix Surface)
- Electronics: DAE4 Sn854; Calibrated: 2017/5/2
- Phantom: HAC Test Arch with AMCC; Type: SD HAC P01 BA;
- Measurement SW: DASY52, Version 52.8 (8); SEMCAD X Version 14.6.10 (7373)

General Scans/z (axial) 4.2mm 50 x 50/ABM Interpolated SNR(x,y,z) (121x121x1):

Interpolated grid: dx=1.000 mm, dy=1.000 mm
ABM1/ABM2 = 32.50 dB
ABM1 comp = -1.46 dBA/m
Location: -3, 2.3, 3.7 mm



0 dB = 42.17 = 32.50 dB

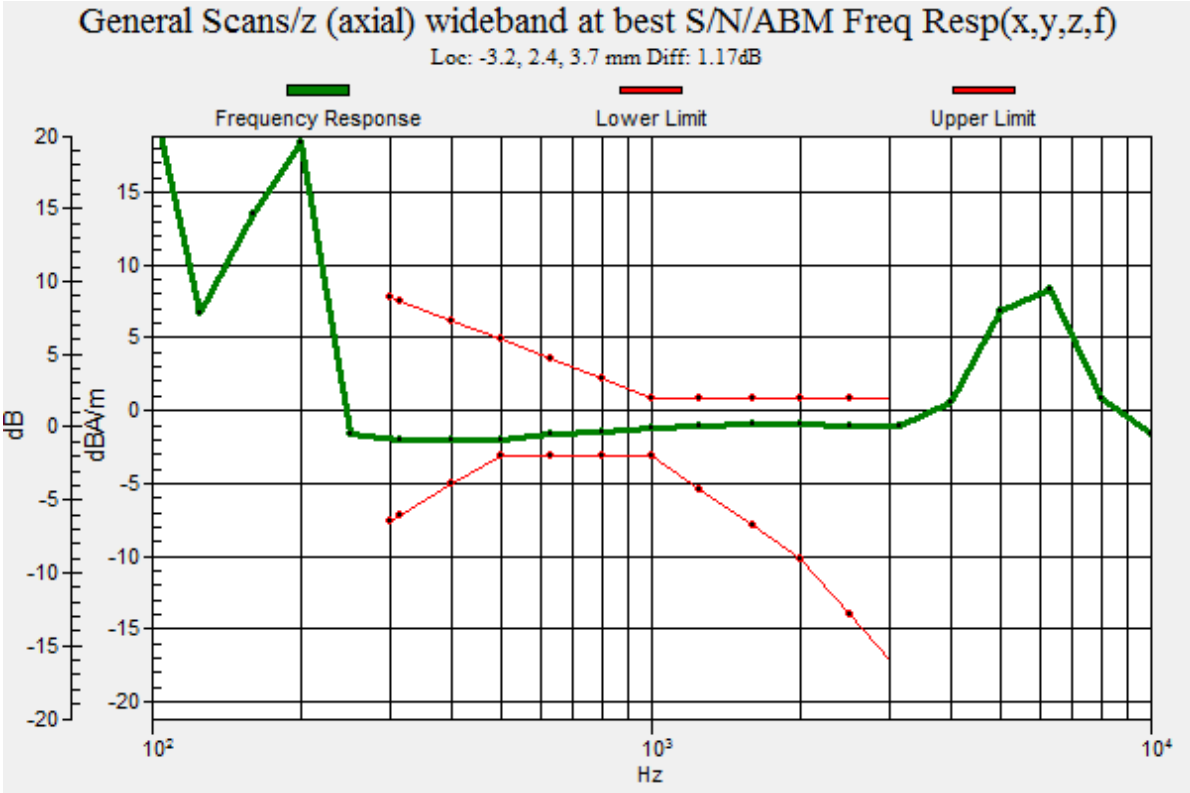
General Scans/z (axial) wideband at best S/N/ABM Freq Resp(x,y,z,f)
Loc: -3.2, 2.4, 3.7 mm Diff: 1.17dB
Frequency Response
Lower Limit
Upper Limit
dB
dBA/m
Hz

#09_HAC_T-Coil_LTE Band 7_20M_QPSK_1RB_0offset_EVS WB 5.9Kbps_Ch21100_Transversal (Y)

Communication System: LTE ; Frequency: 2535 MHz
Medium: Air Medium parameters used: $\sigma = 0$ S/m, $\varepsilon_r = 1$; $\rho = 0$ kg/m^3
Ambient Temperature：23.4 ℃

DASY5 Configuration
- Probe: AM1DV3 - 3130; ; Calibrated: 2017/11/21
- Sensor-Surface: 0mm (Fix Surface)
- Electronics: DAE4 Sn854; Calibrated: 2017/5/2
- Phantom: HAC Test Arch with AMCC; Type: SD HAC P01 BA;
- Measurement SW: DASY52, Version 52.8 (8); SEMCAD X Version 14.6.10 (7373)

General Scans/y (transversal) 4.2mm 50 x 50/ABM Interpolated SNR(x,y,z) (121x121x1):

Interpolated grid: dx=1.000 mm, dy=1.000 mm
ABM1/ABM2 = 33.35 dB
ABM1 comp = -9.99 dBA/m
Location: -3.7, -5.4, 3.7 mm



0 dB = 46.48 = 33.35 dB

#10_HAC_T-Coil_LTE Band 12_10M_QPSK_1RB_0offset_EVS WB 5.9Kbps_Ch23095_Axial (Z)

Communication System: LTE ; Frequency: 707.5 MHz
Medium: Air Medium parameters used: $\sigma = 0$ S/m, $\varepsilon_r = 1$; $\rho = 0$ kg/m^3
Ambient Temperature：23.4 ℃

DASY5 Configuration
- Probe: AM1DV3 - 3130; ; Calibrated: 2017/11/21
- Sensor-Surface: 0mm (Fix Surface)
- Electronics: DAE4 Sn854; Calibrated: 2017/5/2
- Phantom: HAC Test Arch with AMCC; Type: SD HAC P01 BA;
- Measurement SW: DASY52, Version 52.8 (8); SEMCAD X Version 14.6.10 (7373)

General Scans/z (axial) 4.2mm 50 x 50/ABM Interpolated SNR(x,y,z) (121x121x1):

Interpolated grid: dx=1.000 mm, dy=1.000 mm
ABM1/ABM2 = 35.18 dB
ABM1 comp = -1.29 dBA/m
Location: -3, 2.3, 3.7 mm



0 dB = 57.38 = 35.18 dB

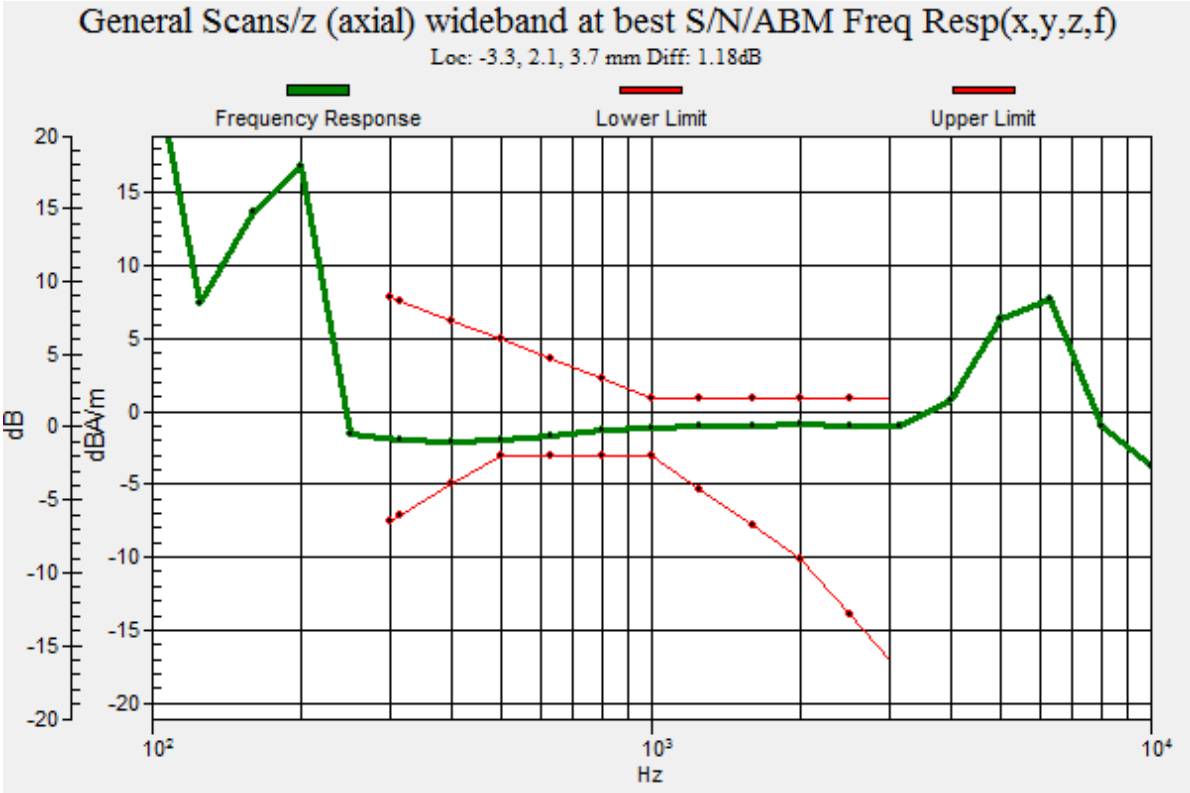
General Scans/z (axial) wideband at best S/N/ABM Freq Resp(x,y,z,f)
Loc: -3.3, 2.1, 3.7 mm Diff: 1.18dB
Frequency Response
Lower Limit
Upper Limit
dB
dBA/m
Hz

#10_HAC_T-Coil_LTE Band 12_10M_QPSK_1RB_0offset_EVS WB 5.9Kbps_Ch23095_Transversal (Y)

Communication System: LTE ; Frequency: 707.5 MHz
Medium: Air Medium parameters used: $\sigma = 0$ S/m, $\varepsilon_r = 1$; $\rho = 0$ kg/m^3
Ambient Temperature：23.4 ℃

DASY5 Configuration
- Probe: AM1DV3 - 3130; ; Calibrated: 2017/11/21
- Sensor-Surface: 0mm (Fix Surface)
- Electronics: DAE4 Sn854; Calibrated: 2017/5/2
- Phantom: HAC Test Arch with AMCC; Type: SD HAC P01 BA;
- Measurement SW: DASY52, Version 52.8 (8); SEMCAD X Version 14.6.10 (7373)

General Scans/y (transversal) 4.2mm 50 x 50/ABM Interpolated SNR(x,y,z) (121x121x1):

Interpolated grid: dx=1.000 mm, dy=1.000 mm
ABM1/ABM2 = 33.21 dB
ABM1 comp = -10.14 dBA/m
Location: -3.7, -6.1, 3.7 mm



0 dB = 45.75 = 33.21 dB

#11_HAC_T-Coil_LTE Band 17_10M_QPSK_1RB_0offset_EVS WB 5.9Kbps_Ch23790_Axial (Z)

Communication System: LTE ; Frequency: 710 MHz
Medium: Air Medium parameters used: $\sigma = 0$ S/m, $\varepsilon_r = 1$; $\rho = 0$ kg/m^3
Ambient Temperature：23.4 ℃

DASY5 Configuration
- Probe: AM1DV3 - 3130; ; Calibrated: 2017/11/21
- Sensor-Surface: 0mm (Fix Surface)
- Electronics: DAE4 Sn854; Calibrated: 2017/5/2
- Phantom: HAC Test Arch with AMCC; Type: SD HAC P01 BA;
- Measurement SW: DASY52, Version 52.8 (8); SEMCAD X Version 14.6.10 (7373)

General Scans/z (axial) 4.2mm 50 x 50/ABM Interpolated SNR(x,y,z) (121x121x1):

Interpolated grid: dx=1.000 mm, dy=1.000 mm
ABM1/ABM2 = 34.44 dB
ABM1 comp = -1.28 dBA/m
Location: -3, 2.3, 3.7 mm



0 dB = 52.72 = 34.44 dB

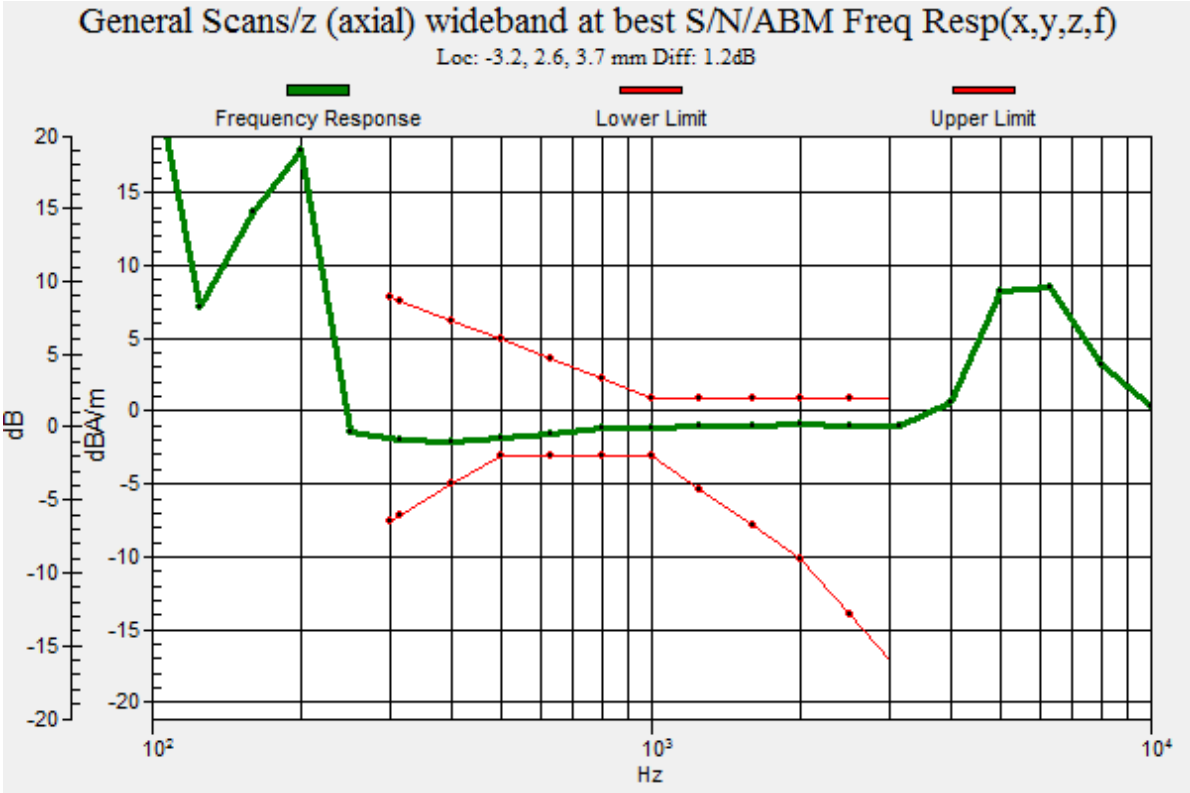
General Scans/z (axial) wideband at best S/N/ABM Freq Resp(x,y,z,f)
Loc: -3.2, 2.6, 3.7 mm Diff: 1.2dB
Frequency Response
Lower Limit
Upper Limit
dB
dBA/m
Hz

#11_HAC_T-Coil_LTE Band 17_10M_QPSK_1RB_0offset_EVS WB 5.9Kbps_Ch23790_Transversal (Y)

Communication System: LTE ; Frequency: 710 MHz
Medium: Air Medium parameters used: $\sigma = 0$ S/m, $\varepsilon_r = 1$; $\rho = 0$ kg/m^3
Ambient Temperature：23.4 ℃

DASY5 Configuration
- Probe: AM1DV3 - 3130; ; Calibrated: 2017/11/21
- Sensor-Surface: 0mm (Fix Surface)
- Electronics: DAE4 Sn854; Calibrated: 2017/5/2
- Phantom: HAC Test Arch with AMCC; Type: SD HAC P01 BA;
- Measurement SW: DASY52, Version 52.8 (8); SEMCAD X Version 14.6.10 (7373)

General Scans/y (transversal) 4.2mm 50 x 50/ABM Interpolated SNR(x,y,z) (121x121x1):

Interpolated grid: dx=1.000 mm, dy=1.000 mm
ABM1/ABM2 = 33.98 dB
ABM1 comp = -9.91 dBA/m
Location: -3.7, -5.4, 3.7 mm



0 dB = 50.01 = 33.98 dB

#12_HAC_T-Coil_GSM850_EDGE 2 Tx slots_Ch189_Axial (Z)

Communication System: GSM850 ; Frequency: 836.4 MHz
Medium: Air Medium parameters used: $\sigma = 0$ S/m, $\varepsilon_r = 1$; $\rho = 0$ kg/m^3
Ambient Temperature：23.4 ℃

DASY5 Configuration
- Probe: AM1DV3 - 3130; ; Calibrated: 2017/11/21
- Sensor-Surface: 0mm (Fix Surface)
- Electronics: DAE4 Sn854; Calibrated: 2017/5/2
- Phantom: HAC Test Arch with AMCC; Type: SD HAC P01 BA;
- Measurement SW: DASY52, Version 52.8 (8); SEMCAD X Version 14.6.10 (7373)

General Scans/z (axial) 4.2mm 50 x 50/ABM Interpolated SNR(x,y,z) (121x121x1):

Interpolated grid: dx=1.000 mm, dy=1.000 mm
ABM1/ABM2 = 30.43 dB
ABM1 comp = 2.74 dBA/m
Location: -3, 2.3, 3.7 mm

0 dB = 33.24 = 30.43 dB

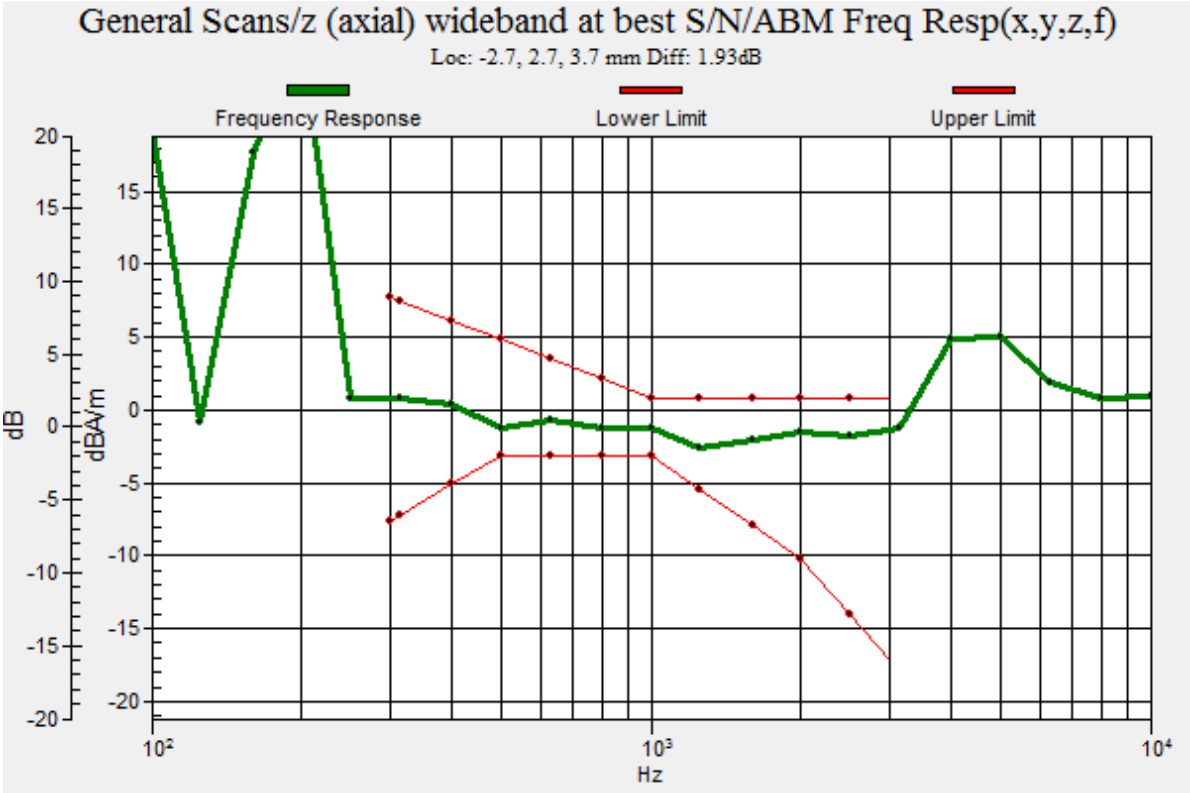
General Scans/z (axial) wideband at best S/N/ABM Freq Resp(x,y,z,f)
Loc: -2.7, 2.7, 3.7 mm Diff: 1.93dB
Frequency Response
Lower Limit
Upper Limit
dB
dBA/m
Hz

#12_HAC_T-Coil_GSM850_EDGE 2 Tx slots_Ch189_Transversal (Y)

Communication System: GSM850 ; Frequency: 836.4 MHz
Medium: Air Medium parameters used: $\sigma = 0$ S/m, $\varepsilon_r = 1$; $\rho = 0$ kg/m^3
Ambient Temperature：23.4 ℃

DASY5 Configuration
- Probe: AM1DV3 - 3130; ; Calibrated: 2017/11/21
- Sensor-Surface: 0mm (Fix Surface)
- Electronics: DAE4 Sn854; Calibrated: 2017/5/2
- Phantom: HAC Test Arch with AMCC; Type: SD HAC P01 BA;
- Measurement SW: DASY52, Version 52.8 (8); SEMCAD X Version 14.6.10 (7373)

General Scans/y (transversal) 4.2mm 50 x 50/ABM Interpolated SNR(x,y,z) (121x121x1):

Interpolated grid: dx=1.000 mm, dy=1.000 mm
ABM1/ABM2 = 29.75 dB
ABM1 comp = -6.55 dBA/m
Location: -5.1, -5.4, 3.7 mm



0 dB = 30.73 = 29.75 dB

#13_HAC_T-Coil_GSM1900_EDGE 2 Tx slots_Ch661_Axial (Z)

Communication System: PCS ; Frequency: 1880 MHz
Medium: Air Medium parameters used: $\sigma = 0$ S/m, $\varepsilon_r = 1$; $\rho = 0$ kg/m^3
Ambient Temperature：23.4 ℃

DASY5 Configuration
- Probe: AM1DV3 - 3130; ; Calibrated: 2017/11/21
- Sensor-Surface: 0mm (Fix Surface)
- Electronics: DAE4 Sn854; Calibrated: 2017/5/2
- Phantom: HAC Test Arch with AMCC; Type: SD HAC P01 BA;
- Measurement SW: DASY52, Version 52.8 (8); SEMCAD X Version 14.6.10 (7373)

General Scans/z (axial) 4.2mm 50 x 50/ABM Interpolated SNR(x,y,z) (121x121x1):

Interpolated grid: dx=1.000 mm, dy=1.000 mm
ABM1/ABM2 = 34.39 dB
ABM1 comp = 2.33 dBA/m
Location: -3, 3, 3.7 mm



0 dB = 52.44 = 34.39 dB

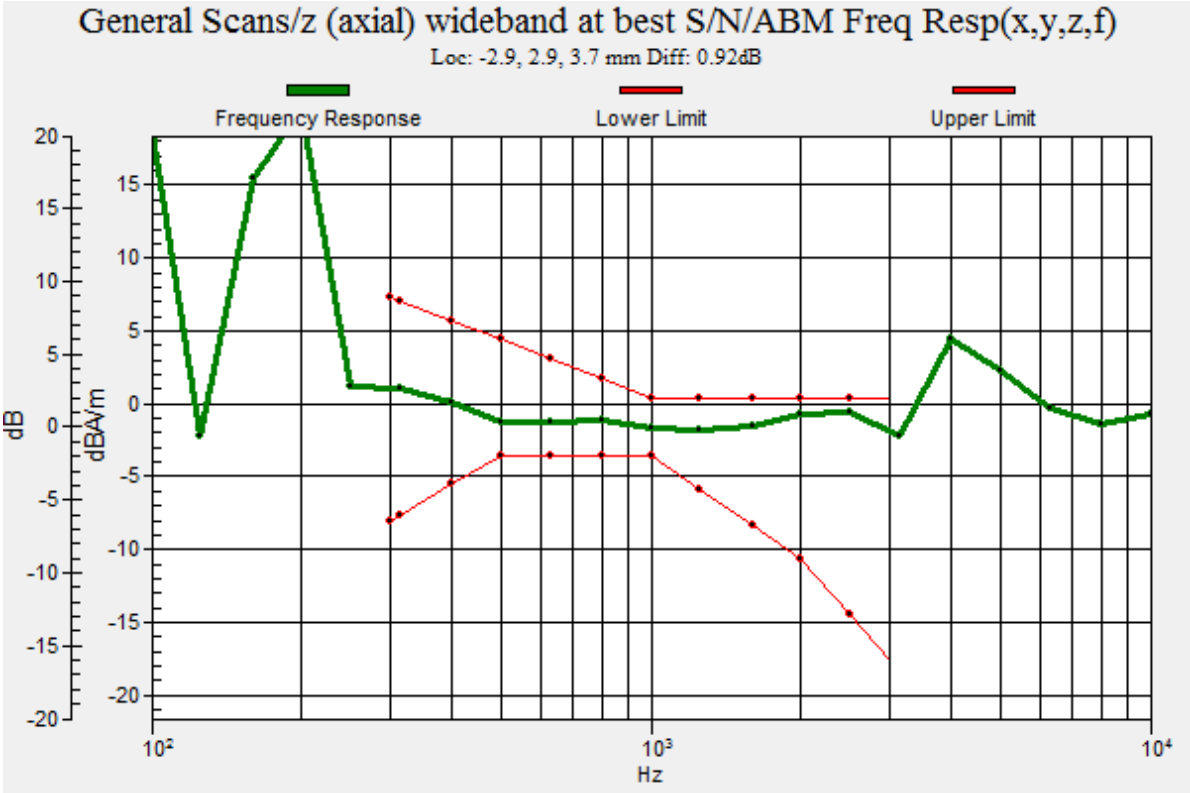
General Scans/z (axial) wideband at best S/N/ABM Freq Resp(x,y,z,f)
Loc: -2.9, 2.9, 3.7 mm Diff: 0.92dB
Frequency Response
Lower Limit
Upper Limit
dB
dBA/m
Hz

#13_HAC_T-Coil_GSM1900_EDGE 2 Tx slots_Ch661_Transversal (Y)

Communication System: PCS ; Frequency: 1880 MHz
Medium: Air Medium parameters used: $\sigma = 0$ S/m, $\varepsilon_r = 1$; $\rho = 0$ kg/m^3
Ambient Temperature：23.4 ℃

DASY5 Configuration
- Probe: AM1DV3 - 3130; ; Calibrated: 2017/11/21
- Sensor-Surface: 0mm (Fix Surface)
- Electronics: DAE4 Sn854; Calibrated: 2017/5/2
- Phantom: HAC Test Arch with AMCC; Type: SD HAC P01 BA;
- Measurement SW: DASY52, Version 52.8 (8); SEMCAD X Version 14.6.10 (7373)

General Scans/y (transversal) 4.2mm 50 x 50/ABM Interpolated SNR(x,y,z) (121x121x1):

Interpolated grid: dx=1.000 mm, dy=1.000 mm
ABM1/ABM2 = 29.70 dB
ABM1 comp = -6.23 dBA/m
Location: -4.4, -6.1, 3.7 mm

0 dB = 30.55 = 29.70 dB

#14_HAC_T-Coil_WCDMA II_HSPA_Ch9400_Axial (Z)

Communication System: WCDMA ; Frequency: 1880 MHz
Medium: Air Medium parameters used: $\sigma = 0$ S/m, $\varepsilon_r = 1$; $\rho = 0$ kg/m^3
Ambient Temperature：23.4 ℃

DASY5 Configuration
- Probe: AM1DV3 - 3130; ; Calibrated: 2017/11/21
- Sensor-Surface: 0mm (Fix Surface)
- Electronics: DAE4 Sn854; Calibrated: 2017/5/2
- Phantom: HAC Test Arch with AMCC; Type: SD HAC P01 BA;
- Measurement SW: DASY52, Version 52.8 (8); SEMCAD X Version 14.6.10 (7373)

General Scans/z (axial) 4.2mm 50 x 50/ABM Interpolated SNR(x,y,z) (121x121x1):

Interpolated grid: dx=1.000 mm, dy=1.000 mm
ABM1/ABM2 = 39.60 dB
ABM1 comp = 2.64 dBA/m
Location: -3, 3, 3.7 mm

0 dB = 95.55 = 39.60 dB

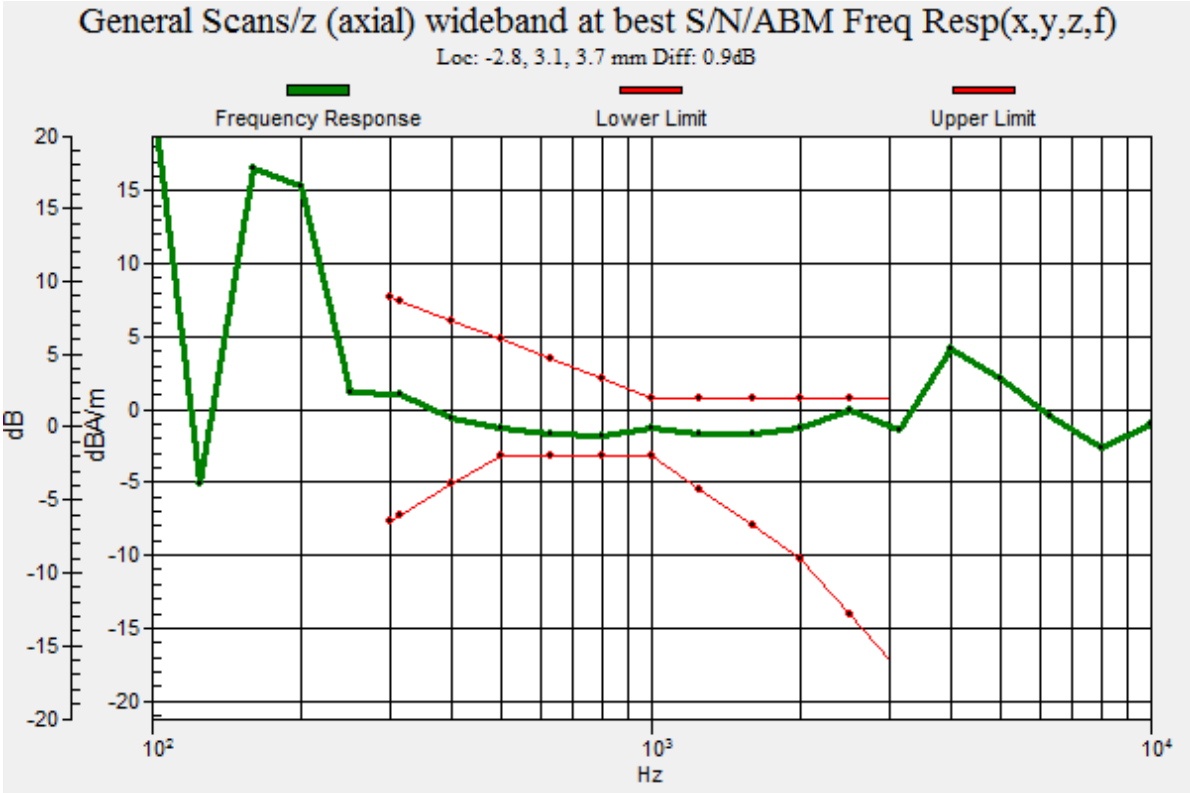
General Scans/z (axial) wideband at best S/N/ABM Freq Resp(x,y,z,f)
Loc: -2.8, 3.1, 3.7 mm Diff: 0.9dB
Frequency Response
Lower Limit
Upper Limit
dB
dBA/m
Hz

#14_HAC_T-Coil_WCDMA II_HSPA_Ch9400_Transversal (Y)

Communication System: WCDMA ; Frequency: 1880 MHz
Medium: Air Medium parameters used: $\sigma = 0$ S/m, $\varepsilon_r = 1$; $\rho = 0$ kg/m^3
Ambient Temperature：23.4 ℃

DASY5 Configuration
- Probe: AM1DV3 - 3130; ; Calibrated: 2017/11/21
- Sensor-Surface: 0mm (Fix Surface)
- Electronics: DAE4 Sn854; Calibrated: 2017/5/2
- Phantom: HAC Test Arch with AMCC; Type: SD HAC P01 BA;
- Measurement SW: DASY52, Version 52.8 (8); SEMCAD X Version 14.6.10 (7373)

General Scans/y (transversal) 4.2mm 50 x 50/ABM Interpolated SNR(x,y,z) (121x121x1):

Interpolated grid: dx=1.000 mm, dy=1.000 mm
ABM1/ABM2 = 32.73 dB
ABM1 comp = -9.36 dBA/m
Location: -7.9, 12.1, 3.7 mm



0 dB = 43.30 = 32.73 dB

#15_HAC_T-Coil_WCDMA IV_HSPA_Ch1413_Axial (Z)

Communication System: WCDMA ; Frequency: 1732.6 MHz
Medium: Air Medium parameters used: $\sigma = 0$ S/m, $\varepsilon_r = 1$; $\rho = 0$ kg/m^3
Ambient Temperature：23.4 ℃

DASY5 Configuration
- Probe: AM1DV3 - 3130; ; Calibrated: 2017/11/21
- Sensor-Surface: 0mm (Fix Surface)
- Electronics: DAE4 Sn854; Calibrated: 2017/5/2
- Phantom: HAC Test Arch with AMCC; Type: SD HAC P01 BA;
- Measurement SW: DASY52, Version 52.8 (8); SEMCAD X Version 14.6.10 (7373)

General Scans/z (axial) 4.2mm 50 x 50/ABM Interpolated SNR(x,y,z) (121x121x1):

Interpolated grid: dx=1.000 mm, dy=1.000 mm
ABM1/ABM2 = 39.15 dB
ABM1 comp = 2.23 dBA/m
Location: -3, 3, 3.7 mm

0 dB = 90.67 = 39.15 dB

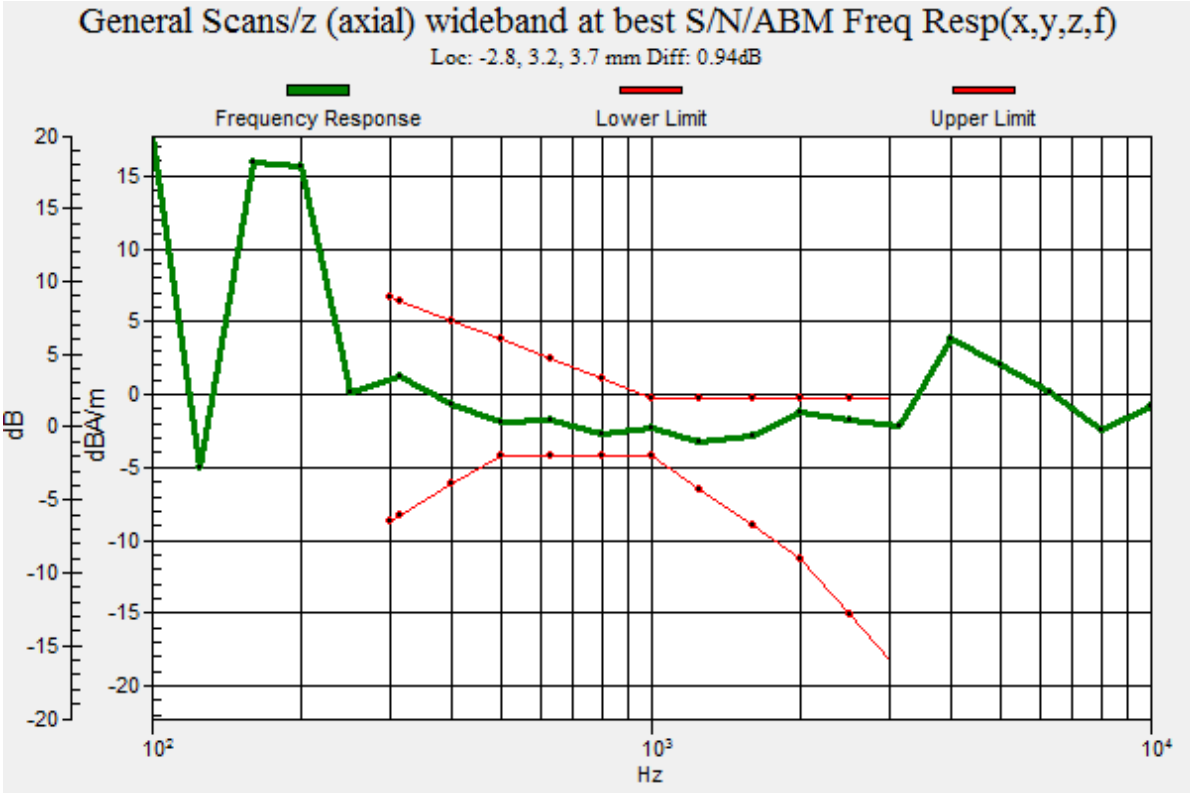
General Scans/z (axial) wideband at best S/N/ABM Freq Resp(x,y,z,f)
Loc: -2.8, 3.2, 3.7 mm Diff: 0.94dB
Frequency Response
Lower Limit
Upper Limit
dB
dBA/m
Hz

#15_HAC_T-Coil_WCDMA IV_HSPA_Ch1413_Transversal (Y)

Communication System: WCDMA ; Frequency: 1732.6 MHz
Medium: Air Medium parameters used: $\sigma = 0$ S/m, $\varepsilon_r = 1$; $\rho = 0$ kg/m^3
Ambient Temperature：23.4 ℃

DASY5 Configuration
- Probe: AM1DV3 - 3130; ; Calibrated: 2017/11/21
- Sensor-Surface: 0mm (Fix Surface)
- Electronics: DAE4 Sn854; Calibrated: 2017/5/2
- Phantom: HAC Test Arch with AMCC; Type: SD HAC P01 BA;
- Measurement SW: DASY52, Version 52.8 (8); SEMCAD X Version 14.6.10 (7373)

General Scans/y (transversal) 4.2mm 50 x 50/ABM Interpolated SNR(x,y,z) (121x121x1):

Interpolated grid: dx=1.000 mm, dy=1.000 mm
ABM1/ABM2 = 32.76 dB
ABM1 comp = -8.49 dBA/m
Location: -7.2, 11.4, 3.7 mm



0 dB = 43.46 = 32.76 dB

#16_HAC_T-Coil_WCDMA V_HSPA_Ch4182_Axial (Z)

Communication System: WCDMA ; Frequency: 836.4 MHz
Medium: Air Medium parameters used: $\sigma = 0$ S/m, $\varepsilon_r = 1$; $\rho = 0$ kg/m^3
Ambient Temperature：23.4 ℃

DASY5 Configuration
- Probe: AM1DV3 - 3130; ; Calibrated: 2017/11/21
- Sensor-Surface: 0mm (Fix Surface)
- Electronics: DAE4 Sn854; Calibrated: 2017/5/2
- Phantom: HAC Test Arch with AMCC; Type: SD HAC P01 BA;
- Measurement SW: DASY52, Version 52.8 (8); SEMCAD X Version 14.6.10 (7373)

General Scans/z (axial) 4.2mm 50 x 50/ABM Interpolated SNR(x,y,z) (121x121x1):

Interpolated grid: dx=1.000 mm, dy=1.000 mm
ABM1/ABM2 = 39.33 dB
ABM1 comp = 2.46 dBA/m
Location: -3, 3, 3.7 mm



0 dB = 92.57 = 39.33 dB

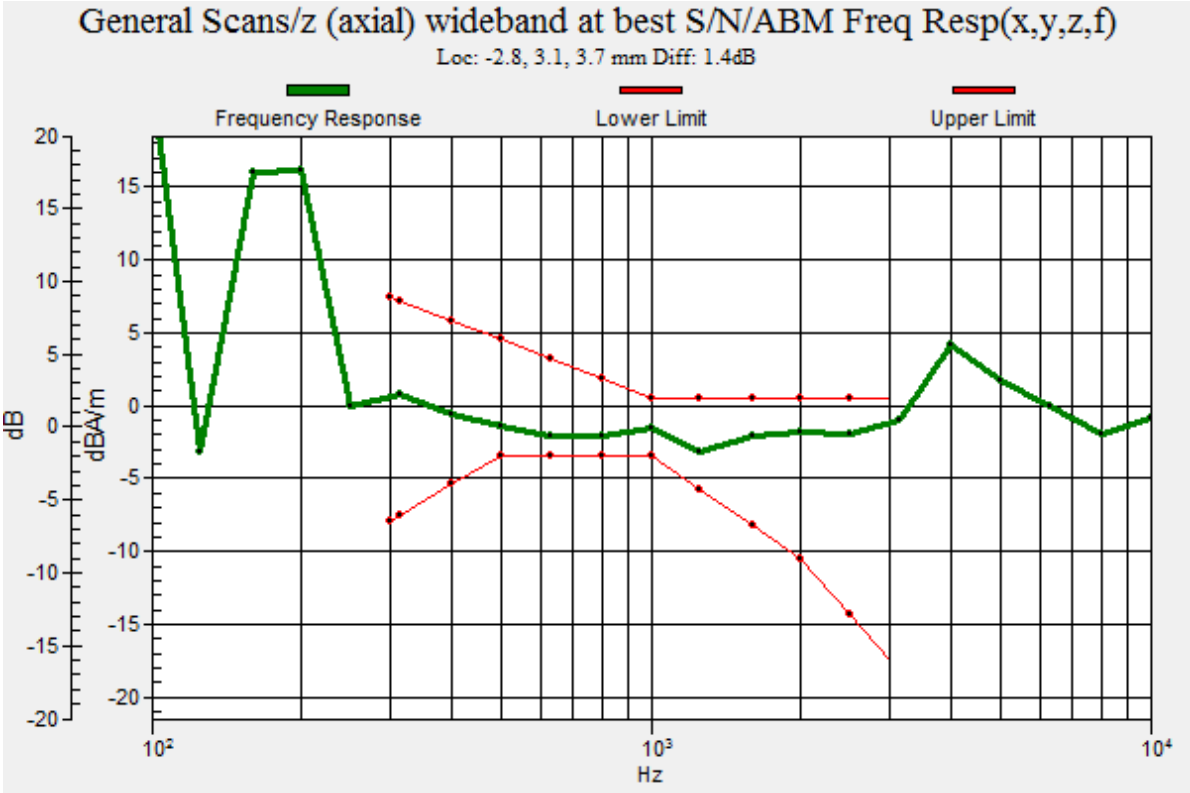
General Scans/z (axial) wideband at best S/N/ABM Freq Resp(x,y,z,f)
Loc: -2.8, 3.1, 3.7 mm Diff: 1.4dB
Frequency Response
Lower Limit
Upper Limit
dB
dBA/m
Hz
20
15
10
5
0
-5
-10
-15
-20
10^2
10^3
10^4

#16_HAC_T-Coil_WCDMA V_HSPA_Ch4182_Transversal (Y)

Communication System: WCDMA ; Frequency: 836.4 MHz
Medium: Air Medium parameters used: $\sigma = 0$ S/m, $\varepsilon_r = 1$; $\rho = 0$ kg/m^3
Ambient Temperature：23.4 ℃

DASY5 Configuration
- Probe: AM1DV3 - 3130; ; Calibrated: 2017/11/21
- Sensor-Surface: 0mm (Fix Surface)
- Electronics: DAE4 Sn854; Calibrated: 2017/5/2
- Phantom: HAC Test Arch with AMCC; Type: SD HAC P01 BA;
- Measurement SW: DASY52, Version 52.8 (8); SEMCAD X Version 14.6.10 (7373)

General Scans/y (transversal) 4.2mm 50 x 50/ABM Interpolated SNR(x,y,z) (121x121x1):

Interpolated grid: dx=1.000 mm, dy=1.000 mm
ABM1/ABM2 = 33.03 dB
ABM1 comp = -7.41 dBA/m
Location: -6.5, 11.4, 3.7 mm



0 dB = 44.81 = 33.03 dB

#17_HAC_T-Coil_LTE Band 2_20M_QPSK_1RB_0offset_Ch18900_Axial (Z)

Communication System: LTE ; Frequency: 1880 MHz
Medium: Air Medium parameters used: $\sigma = 0$ S/m, $\varepsilon_r = 1$; $\rho = 0$ kg/m^3
Ambient Temperature：23.4 ℃

DASY5 Configuration
- Probe: AM1DV3 - 3130; ; Calibrated: 2017/11/21
- Sensor-Surface: 0mm (Fix Surface)
- Electronics: DAE4 Sn854; Calibrated: 2017/5/2
- Phantom: HAC Test Arch with AMCC; Type: SD HAC P01 BA;
- Measurement SW: DASY52, Version 52.8 (8); SEMCAD X Version 14.6.10 (7373)

General Scans/z (axial) 4.2mm 50 x 50/ABM Interpolated SNR(x,y,z) (121x121x1):

Interpolated grid: dx=1.000 mm, dy=1.000 mm
ABM1/ABM2 = 34.54 dB
ABM1 comp = 0.25 dBA/m
Location: -2.3, 3, 3.7 mm

0 dB = 53.35 = 34.54 dB

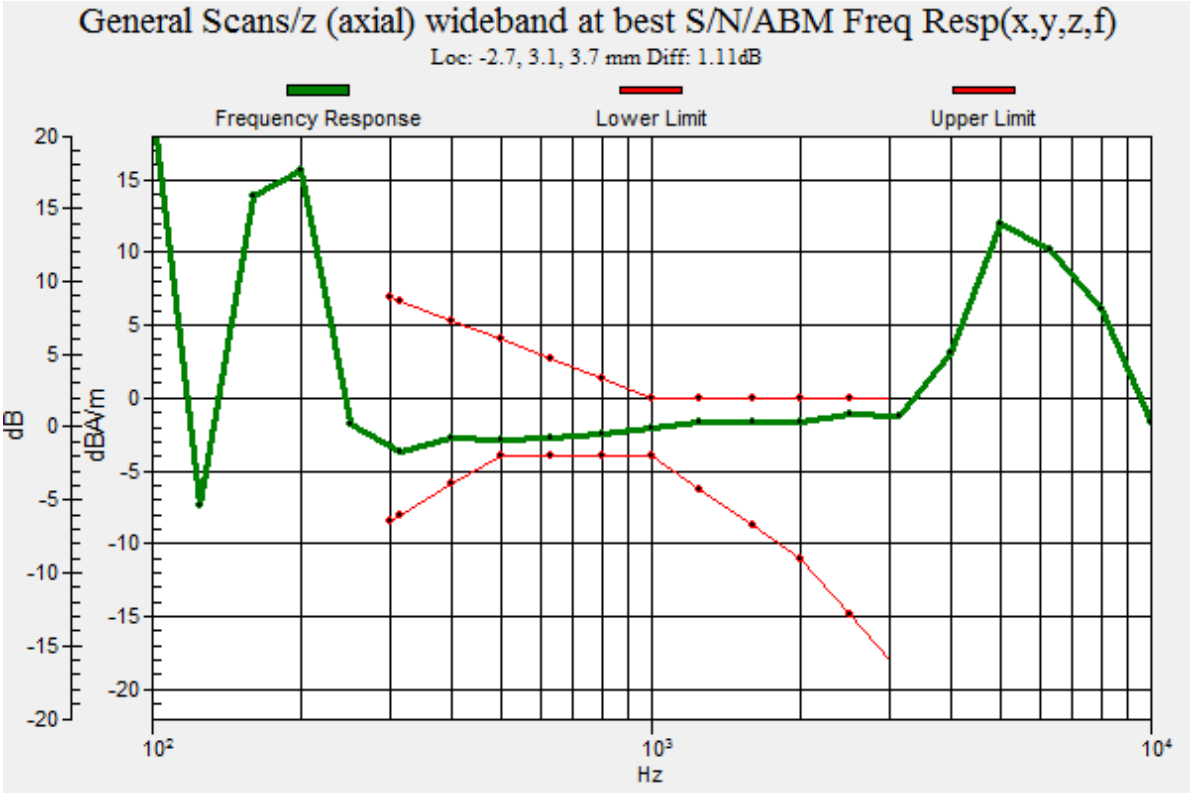
General Scans/z (axial) wideband at best S/N/ABM Freq Resp(x,y,z,f)
Loc: -2.7, 3.1, 3.7 mm Diff: 1.11dB
Frequency Response
Lower Limit
Upper Limit
dB
dBA/m
Hz

#17_HAC_T-Coil_LTE Band 2_20M_QPSK_1RB_0offset_Ch18900_Transversal (Y)

Communication System: LTE ; Frequency: 1880 MHz
Medium: Air Medium parameters used: $\sigma = 0$ S/m, $\varepsilon_r = 1$; $\rho = 0$ kg/m^3
Ambient Temperature：23.4 ℃

DASY5 Configuration
- Probe: AM1DV3 - 3130; ; Calibrated: 2017/11/21
- Sensor-Surface: 0mm (Fix Surface)
- Electronics: DAE4 Sn854; Calibrated: 2017/5/2
- Phantom: HAC Test Arch with AMCC; Type: SD HAC P01 BA;
- Measurement SW: DASY52, Version 52.8 (8); SEMCAD X Version 14.6.10 (7373)

General Scans/y (transversal) 4.2mm 50 x 50/ABM Interpolated SNR(x,y,z) (121x121x1):

Interpolated grid: dx=1.000 mm, dy=1.000 mm
ABM1/ABM2 = 28.63 dB
ABM1 comp = -11.12 dBA/m
Location: -6.5, 12.1, 3.7 mm



0 dB = 27.01 = 28.63 dB

#18_HAC_T-Coil_WLAN2.4GHz_802.11b 1Mbps_Ch6_Axial (Z)

Communication System: 802.11b ; Frequency: 2437 MHz
Medium: Air Medium parameters used: $\sigma = 0$ S/m, $\varepsilon_r = 1$; $\rho = 0$ kg/m^3
Ambient Temperature：23.4 ℃

DASY5 Configuration
- Probe: AM1DV3 - 3130; ; Calibrated: 2017/11/21
- Sensor-Surface: 0mm (Fix Surface)
- Electronics: DAE4 Sn854; Calibrated: 2017/5/2
- Phantom: HAC Test Arch with AMCC; Type: SD HAC P01 BA;
- Measurement SW: DASY52, Version 52.8 (8); SEMCAD X Version 14.6.10 (7373)

General Scans/z (axial) 4.2mm 50 x 50/ABM Interpolated SNR(x,y,z) (121x121x1):

Interpolated grid: dx=1.000 mm, dy=1.000 mm
ABM1/ABM2 = 32.68 dB
ABM1 comp = -0.36 dBA/m
Location: -3, 3, 3.7 mm



0 dB = 43.07 = 32.68 dB

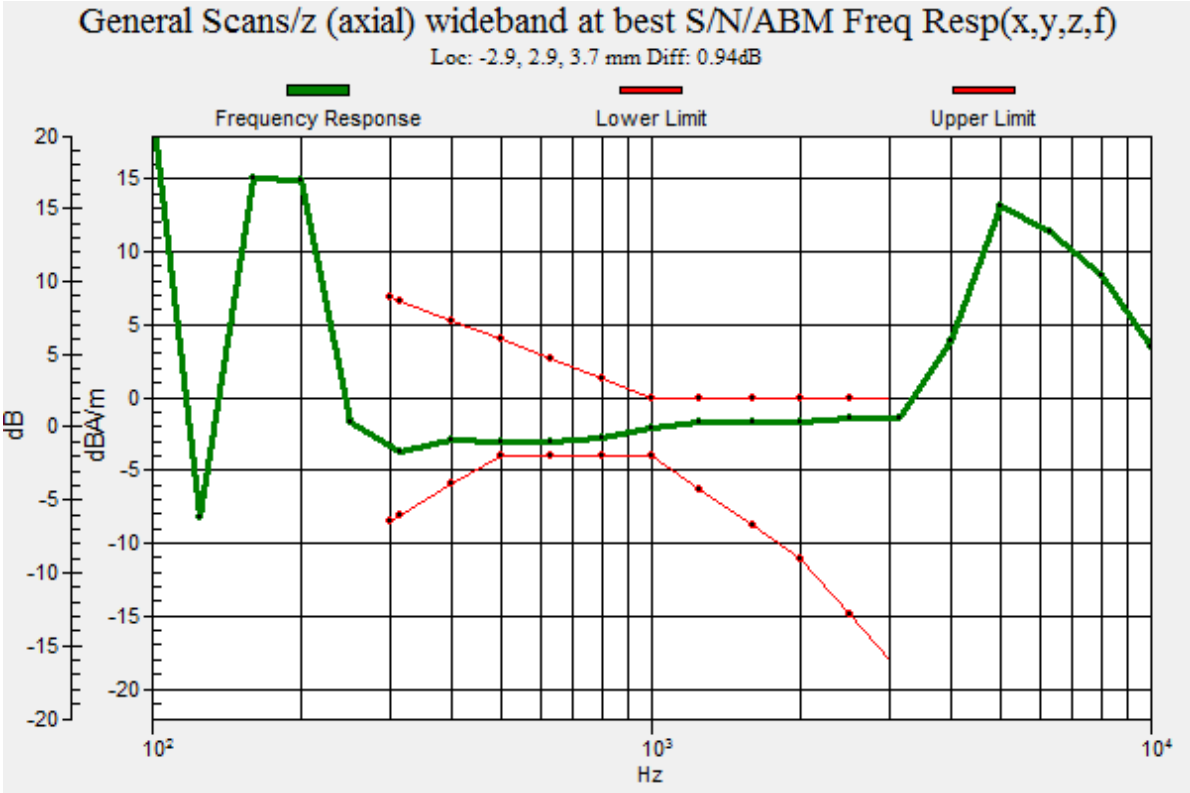
General Scans/z (axial) wideband at best S/N/ABM Freq Resp(x,y,z,f)
Loc: -2.9, 2.9, 3.7 mm Diff: 0.94dB
Frequency Response
Lower Limit
Upper Limit
dB
dBA/m
Hz

#18_HAC_T-Coil_WLAN2.4GHz_802.11b 1Mbps_Ch6_Transversal (Y)

Communication System: 802.11b ; Frequency: 2437 MHz
Medium: Air Medium parameters used: $\sigma = 0$ S/m, $\varepsilon_r = 1$; $\rho = 0$ kg/m^3
Ambient Temperature：23.4 ℃

DASY5 Configuration
- Probe: AM1DV3 - 3130; ; Calibrated: 2017/11/21
- Sensor-Surface: 0mm (Fix Surface)
- Electronics: DAE4 Sn854; Calibrated: 2017/5/2
- Phantom: HAC Test Arch with AMCC; Type: SD HAC P01 BA;
- Measurement SW: DASY52, Version 52.8 (8); SEMCAD X Version 14.6.10 (7373)

T-Coil scan (scan for ANSI C63.19-2007 & 2011 compliance)/General Scans/y (transversal) 4.2mm 50 x 50/ABM Interpolated SNR(x,y,z) (121x121x1): Interpolated grid: dx=1.000 mm, dy=1.000mm
ABM1/ABM2 = 23.49 dB
ABM1 comp = -14.30 dBA/m
Location: -9.3, 10.7, 3.7 mm



0 dB = 14.95 = 23.49 dB