Conducted Spurious Emission

GSM850 (GSM)

Lowest Channel

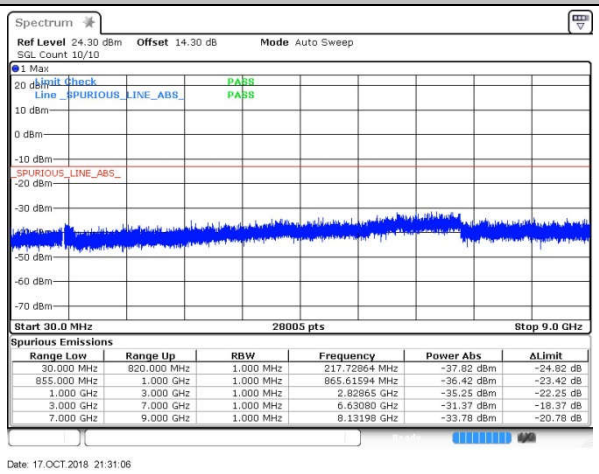

Spurious Emissions

Range Low	Range Up	RBW	Frequency	Power Abs	ΔLimit
30.000 MHz	820.000 MHz	1.000 MHz	217.72864 MHz	-37.82 dBm	-24.82 dB
855.000 MHz	1.000 GHz	1.000 MHz	865.61594 MHz	-36.42 dBm	-23.42 dB
1.000 GHz	3.000 GHz	1.000 MHz	2.82865 GHz	-35.25 dBm	-22.25 dB
3.000 GHz	7.000 GHz	1.000 MHz	6.63080 GHz	-31.37 dBm	-18.37 dB
7.000 GHz	9.000 GHz	1.000 MHz	8.13198 GHz	-33.78 dBm	-20.78 dB

Date: 17.OCT.2018 21:31:06

Middle Channel

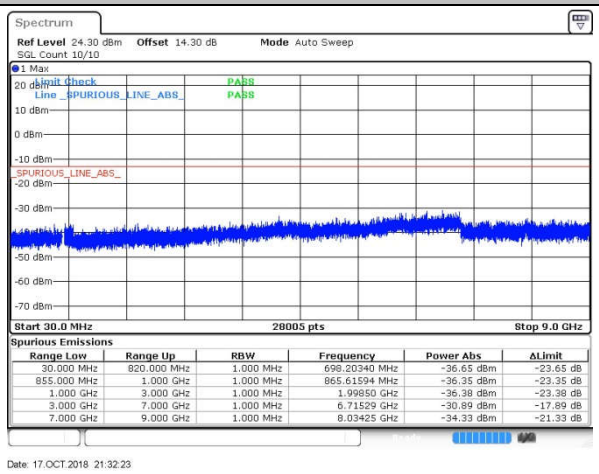

Spurious Emissions

Range Low	Range Up	RBW	Frequency	Power Abs	ΔLimit
30.000 MHz	820.000 MHz	1.000 MHz	698.20340 MHz	-36.65 dBm	-23.65 dB
855.000 MHz	1.000 GHz	1.000 MHz	865.61594 MHz	-36.35 dBm	-23.35 dB
1.000 GHz	3.000 GHz	1.000 MHz	1.99850 GHz	-36.38 dBm	-23.38 dB
3.000 GHz	7.000 GHz	1.000 MHz	6.71529 GHz	-30.89 dBm	-17.89 dB
7.000 GHz	9.000 GHz	1.000 MHz	8.03425 GHz	-34.33 dBm	-21.33 dB

Date: 17.OCT.2018 21:32:23

Highest Channel

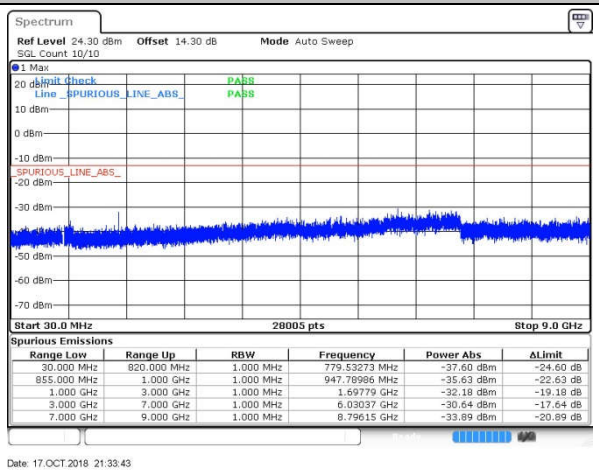

Spurious Emissions

Range Low	Range Up	RBW	Frequency	Power Abs	ΔLimit
30.000 MHz	820.000 MHz	1.000 MHz	779.53273 MHz	-37.60 dBm	-24.60 dB
855.000 MHz	1.000 GHz	1.000 MHz	947.78986 MHz	-35.63 dBm	-22.63 dB
1.000 GHz	3.000 GHz	1.000 MHz	1.69779 GHz	-32.18 dBm	-19.18 dB
3.000 GHz	7.000 GHz	1.000 MHz	6.03037 GHz	-30.64 dBm	-17.64 dB
7.000 GHz	9.000 GHz	1.000 MHz	8.79615 GHz	-33.89 dBm	-20.89 dB

Date: 17.OCT.2018 21:33:43

GSM850 (EDGE class 8)

Lowest Channel

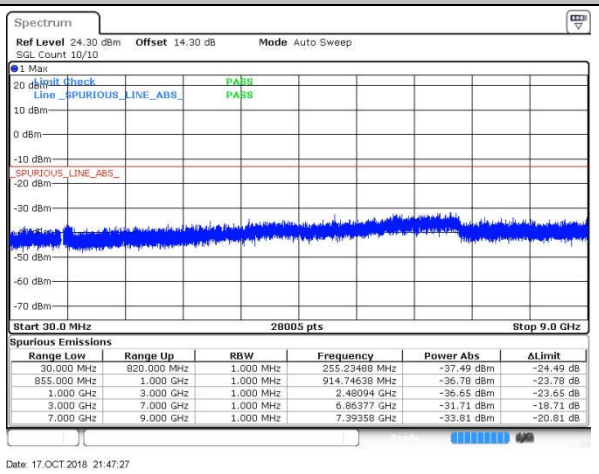

Spurious Emissions

Range Low	Range Up	RBW	Frequency	Power Abs	ΔLimit
30.000 MHz	820.000 MHz	1.000 MHz	255.23488 MHz	-37.49 dBm	-24.49 dB
855.000 MHz	1.000 GHz	1.000 MHz	914.74638 MHz	-36.78 dBm	-23.78 dB
1.000 GHz	3.000 GHz	1.000 MHz	2.48094 GHz	-36.65 dBm	-23.65 dB
3.000 GHz	7.000 GHz	1.000 MHz	6.86377 GHz	-31.71 dBm	-18.71 dB
7.000 GHz	9.000 GHz	1.000 MHz	7.39358 GHz	-33.81 dBm	-20.81 dB

Date: 17.OCT.2018 21:47:27

Middle Channel

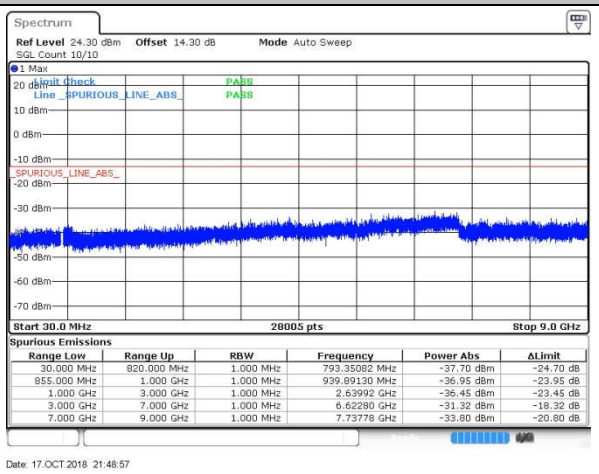

Spurious Emissions

Range Low	Range Up	RBW	Frequency	Power Abs	ΔLimit
30.000 MHz	820.000 MHz	1.000 MHz	793.35082 MHz	-37.70 dBm	-24.70 dB
855.000 MHz	1.000 GHz	1.000 MHz	939.89130 MHz	-36.95 dBm	-23.95 dB
1.000 GHz	3.000 GHz	1.000 MHz	2.63992 GHz	-36.45 dBm	-23.45 dB
3.000 GHz	7.000 GHz	1.000 MHz	6.62280 GHz	-31.32 dBm	-18.32 dB
7.000 GHz	9.000 GHz	1.000 MHz	7.73778 GHz	-33.80 dBm	-20.80 dB

Date: 17.OCT.2018 21:48:57

Highest Channel

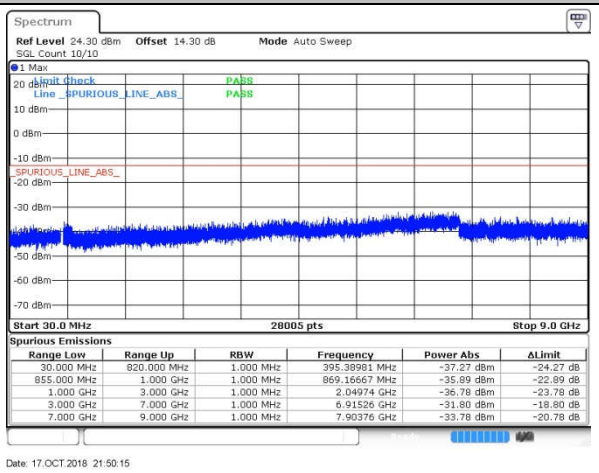

Spurious Emissions

Range Low	Range Up	RBW	Frequency	Power Abs	ΔLimit
30.000 MHz	820.000 MHz	1.000 MHz	395.38981 MHz	-37.27 dBm	-24.27 dB
855.000 MHz	1.000 GHz	1.000 MHz	869.16667 MHz	-35.89 dBm	-22.89 dB
1.000 GHz	3.000 GHz	1.000 MHz	2.04974 GHz	-36.78 dBm	-23.78 dB
3.000 GHz	7.000 GHz	1.000 MHz	6.91526 GHz	-31.80 dBm	-18.80 dB
7.000 GHz	9.000 GHz	1.000 MHz	7.90376 GHz	-33.78 dBm	-20.78 dB

Date: 17.OCT.2018 21:50:15

GSM1900 (GSM)

Lowest Channel

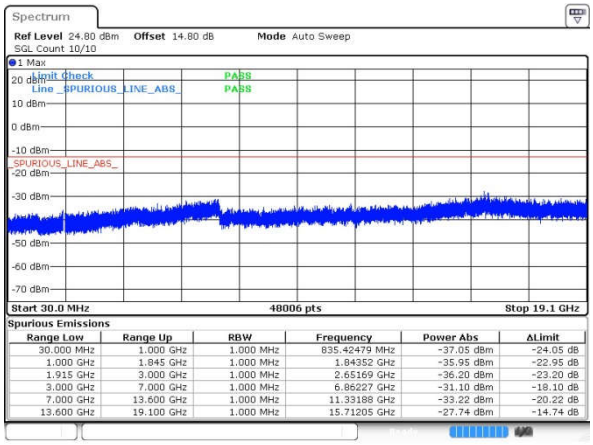

Spurious Emissions

Range Low	Range Up	RBW	Frequency	Power Abs	ΔLimit
30.000 MHz	1.000 GHz	1.000 MHz	835.42479 MHz	-37.05 dBm	-24.05 dB
1.000 GHz	1.845 GHz	1.000 MHz	1.84352 GHz	-35.95 dBm	-22.95 dB
1.915 GHz	3.000 GHz	1.000 MHz	2.65169 GHz	-36.20 dBm	-23.20 dB
3.000 GHz	7.000 GHz	1.000 MHz	6.86227 GHz	-31.10 dBm	-18.10 dB
7.000 GHz	13.600 GHz	1.000 MHz	11.33188 GHz	-33.22 dBm	-20.22 dB
13.600 GHz	19.100 GHz	1.000 MHz	15.71205 GHz	-27.74 dBm	-14.74 dB

Date: 17.OCT.2018 22:10:46

Middle Channel

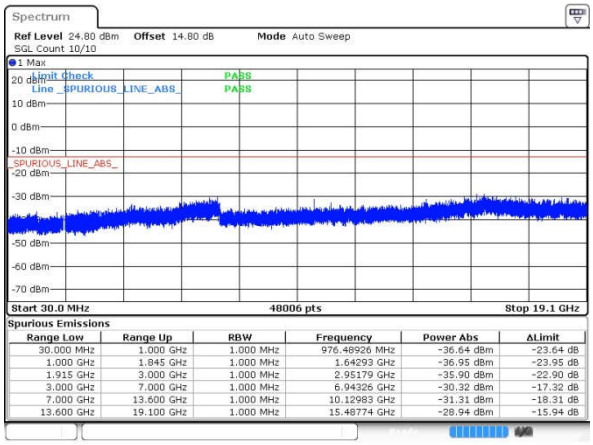

Spurious Emissions

Range Low	Range Up	RBW	Frequency	Power Abs	ΔLimit
30.000 MHz	1.000 GHz	1.000 MHz	976.48926 MHz	-36.64 dBm	-23.64 dB
1.000 GHz	1.845 GHz	1.000 MHz	1.64293 GHz	-36.95 dBm	-23.95 dB
1.915 GHz	3.000 GHz	1.000 MHz	2.95179 GHz	-35.90 dBm	-22.90 dB
3.000 GHz	7.000 GHz	1.000 MHz	6.94326 GHz	-30.32 dBm	-17.32 dB
7.000 GHz	13.600 GHz	1.000 MHz	10.12983 GHz	-31.31 dBm	-18.31 dB
13.600 GHz	19.100 GHz	1.000 MHz	15.48774 GHz	-28.94 dBm	-15.94 dB

Date: 17.OCT.2018 22:12:07

Highest Channel

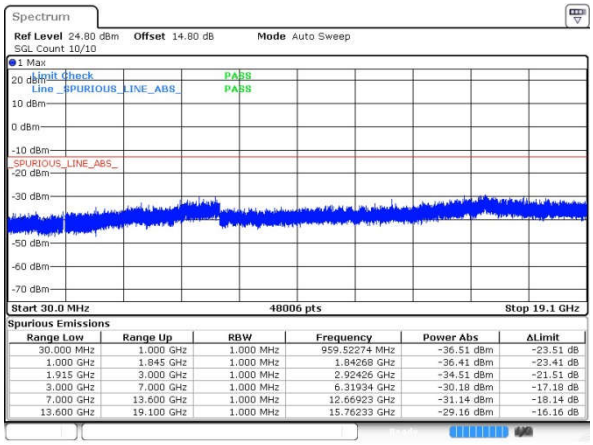

Spurious Emissions

Range Low	Range Up	RBW	Frequency	Power Abs	ΔLimit
30.000 MHz	1.000 GHz	1.000 MHz	959.52274 MHz	-36.51 dBm	-23.51 dB
1.000 GHz	1.845 GHz	1.000 MHz	1.84268 GHz	-36.41 dBm	-23.41 dB
1.915 GHz	3.000 GHz	1.000 MHz	2.92426 GHz	-34.51 dBm	-21.51 dB
3.000 GHz	7.000 GHz	1.000 MHz	6.31934 GHz	-30.18 dBm	-17.18 dB
7.000 GHz	13.600 GHz	1.000 MHz	12.66923 GHz	-31.14 dBm	-18.14 dB
13.600 GHz	19.100 GHz	1.000 MHz	15.76233 GHz	-29.16 dBm	-16.16 dB

Date: 17.OCT.2018 22:13:28

GSM1900 (EDGE class 8)

Lowest Channel

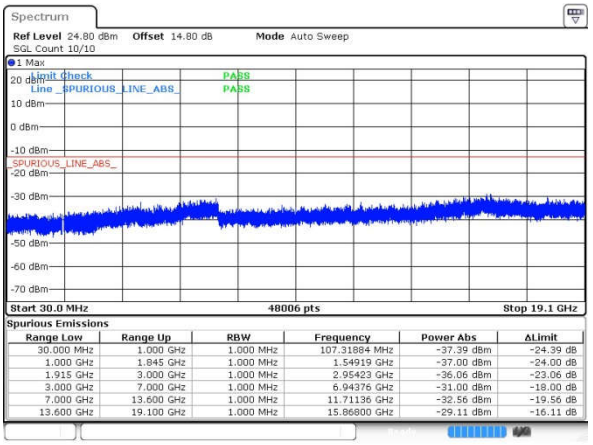

Spurious Emissions

Range Low	Range Up	RBW	Frequency	Power Abs	ΔLimit
30.000 MHz	1.000 GHz	1.000 MHz	107.31884 MHz	-37.39 dBm	-24.39 dB
1.000 GHz	1.845 GHz	1.000 MHz	1.54919 GHz	-37.00 dBm	-24.00 dB
1.915 GHz	3.000 GHz	1.000 MHz	2.95423 GHz	-36.06 dBm	-23.06 dB
3.000 GHz	7.000 GHz	1.000 MHz	6.94376 GHz	-31.00 dBm	-18.00 dB
7.000 GHz	13.600 GHz	1.000 MHz	11.71136 GHz	-32.56 dBm	-19.56 dB
13.600 GHz	19.100 GHz	1.000 MHz	15.86800 GHz	-29.11 dBm	-16.11 dB

Date: 17.OCT.2018 22:25:46

Middle Channel

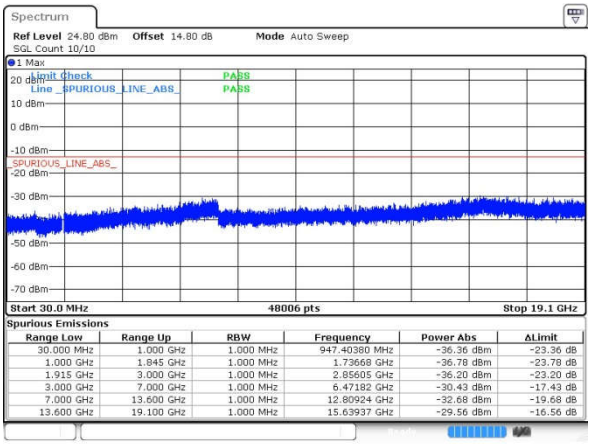

Spurious Emissions

Range Low	Range Up	RBW	Frequency	Power Abs	ΔLimit
30.000 MHz	1.000 GHz	1.000 MHz	947.40380 MHz	-36.36 dBm	-23.36 dB
1.000 GHz	1.845 GHz	1.000 MHz	1.73668 GHz	-36.78 dBm	-23.78 dB
1.915 GHz	3.000 GHz	1.000 MHz	2.85605 GHz	-36.20 dBm	-23.20 dB
3.000 GHz	7.000 GHz	1.000 MHz	6.47182 GHz	-30.43 dBm	-17.43 dB
7.000 GHz	13.600 GHz	1.000 MHz	12.80924 GHz	-32.68 dBm	-19.68 dB
13.600 GHz	19.100 GHz	1.000 MHz	15.63937 GHz	-29.56 dBm	-16.56 dB

Date: 17.OCT.2018 22:27:03

Highest Channel

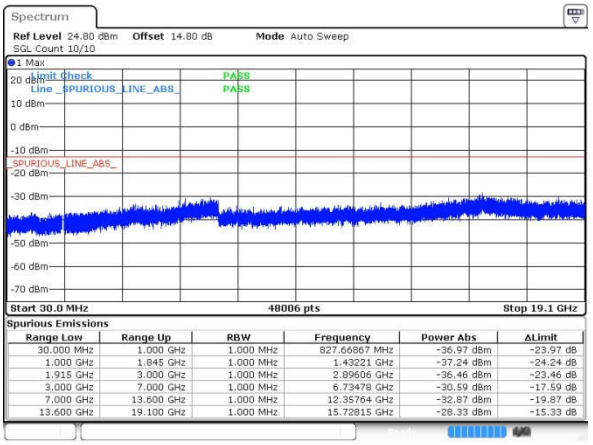

Spurious Emissions

Range Low	Range Up	RBW	Frequency	Power Abs	ΔLimit
30.000 MHz	1.000 GHz	1.000 MHz	827.66867 MHz	-36.97 dBm	-23.97 dB
1.000 GHz	1.845 GHz	1.000 MHz	1.43221 GHz	-37.24 dBm	-24.24 dB
1.915 GHz	3.000 GHz	1.000 MHz	2.89606 GHz	-36.46 dBm	-23.46 dB
3.000 GHz	7.000 GHz	1.000 MHz	6.73478 GHz	-30.59 dBm	-17.59 dB
7.000 GHz	13.600 GHz	1.000 MHz	12.35764 GHz	-32.87 dBm	-19.87 dB
13.600 GHz	19.100 GHz	1.000 MHz	15.72815 GHz	-28.33 dBm	-15.33 dB

Date: 17.OCT.2018 22:28:20

WCDMA Band V (RMC 12.2Kbps)

Lowest Channel

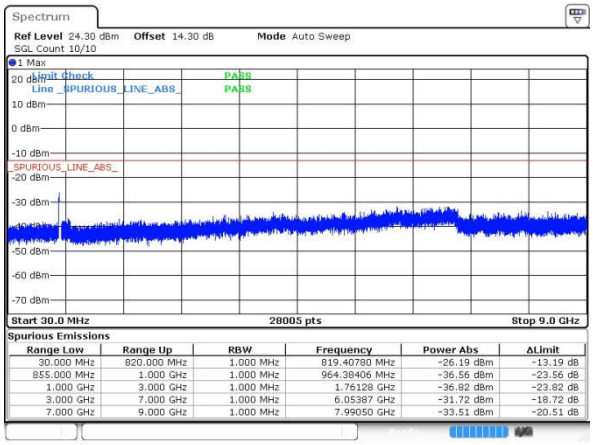

Spurious Emissions

Range Low	Range Up	RBW	Frequency	Power Abs	ΔLimit
30.000 MHz	820.000 MHz	1.000 MHz	819.40780 MHz	-26.19 dBm	-13.19 dB
855.000 MHz	1.000 GHz	1.000 MHz	964.38406 MHz	-36.56 dBm	-23.56 dB
1.000 GHz	3.000 GHz	1.000 MHz	1.76128 GHz	-36.82 dBm	-23.82 dB
3.000 GHz	7.000 GHz	1.000 MHz	6.05387 GHz	-31.72 dBm	-18.72 dB
7.000 GHz	9.000 GHz	1.000 MHz	7.99050 GHz	-33.51 dBm	-20.51 dB

Date: 17.OCT.2018 22:44:31

Middle Channel

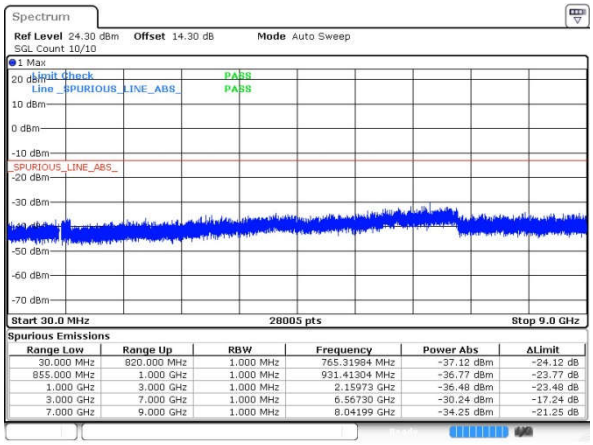

Spurious Emissions

Range Low	Range Up	RBW	Frequency	Power Abs	ΔLimit
30.000 MHz	820.000 MHz	1.000 MHz	765.31984 MHz	-37.12 dBm	-24.12 dB
855.000 MHz	1.000 GHz	1.000 MHz	931.41304 MHz	-36.77 dBm	-23.77 dB
1.000 GHz	3.000 GHz	1.000 MHz	2.15973 GHz	-36.48 dBm	-23.48 dB
3.000 GHz	7.000 GHz	1.000 MHz	6.56730 GHz	-30.24 dBm	-17.24 dB
7.000 GHz	9.000 GHz	1.000 MHz	8.04199 GHz	-34.25 dBm	-21.25 dB

Date: 17.OCT.2018 22:45:54

Highest Channel

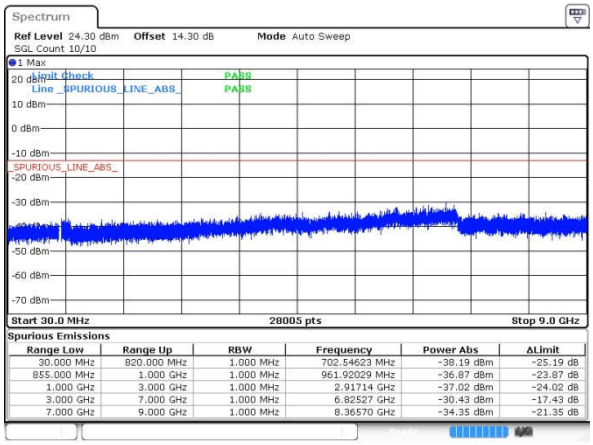

Spurious Emissions

Range Low	Range Up	RBW	Frequency	Power Abs	ΔLimit
30.000 MHz	820.000 MHz	1.000 MHz	702.54623 MHz	-38.19 dBm	-25.19 dB
855.000 MHz	1.000 GHz	1.000 MHz	961.92029 MHz	-36.87 dBm	-23.87 dB
1.000 GHz	3.000 GHz	1.000 MHz	2.91714 GHz	-37.02 dBm	-24.02 dB
3.000 GHz	7.000 GHz	1.000 MHz	6.82527 GHz	-30.43 dBm	-17.43 dB
7.000 GHz	9.000 GHz	1.000 MHz	8.36570 GHz	-34.35 dBm	-21.35 dB

Date: 17.OCT.2018 22:47:13

WCDMA Band II (RMC 12.2Kbps)

Lowest Channel

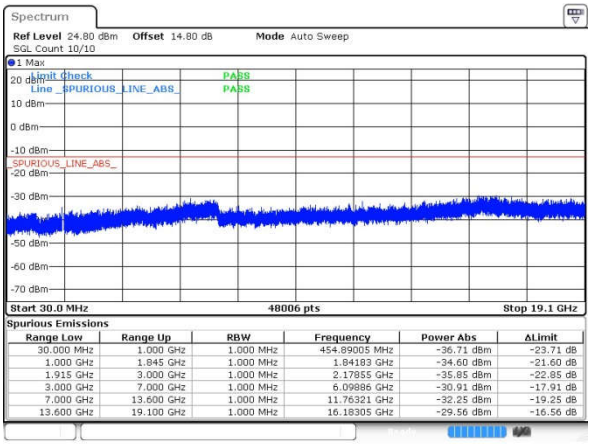

Spurious Emissions

Range Low	Range Up	RBW	Frequency	Power Abs	ΔLimit
30.000 MHz	1.000 GHz	1.000 MHz	454.89005 MHz	-36.71 dBm	-23.71 dB
1.000 GHz	1.845 GHz	1.000 MHz	1.84183 GHz	-34.60 dBm	-21.60 dB
1.915 GHz	3.000 GHz	1.000 MHz	2.17855 GHz	-35.85 dBm	-22.85 dB
3.000 GHz	7.000 GHz	1.000 MHz	6.09886 GHz	-30.91 dBm	-17.91 dB
7.000 GHz	13.600 GHz	1.000 MHz	11.76321 GHz	-32.25 dBm	-19.25 dB
13.600 GHz	19.100 GHz	1.000 MHz	16.18305 GHz	-29.56 dBm	-16.56 dB

Date: 17.OCT.2018 23:01:56

Middle Channel

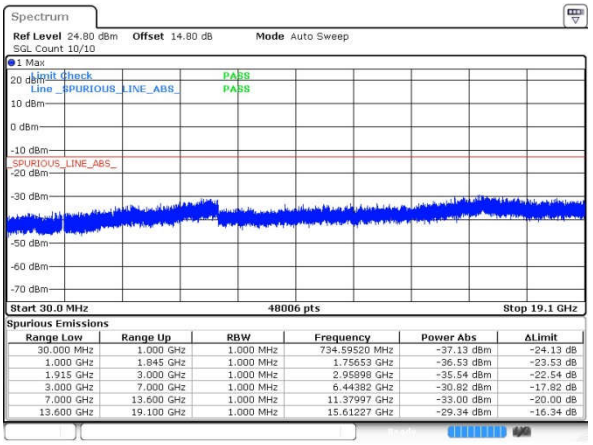

Spurious Emissions

Range Low	Range Up	RBW	Frequency	Power Abs	ΔLimit
30.000 MHz	1.000 GHz	1.000 MHz	734.59520 MHz	-37.13 dBm	-24.13 dB
1.000 GHz	1.845 GHz	1.000 MHz	1.75653 GHz	-36.53 dBm	-23.53 dB
1.915 GHz	3.000 GHz	1.000 MHz	2.95898 GHz	-35.54 dBm	-22.54 dB
3.000 GHz	7.000 GHz	1.000 MHz	6.44382 GHz	-30.82 dBm	-17.82 dB
7.000 GHz	13.600 GHz	1.000 MHz	11.37997 GHz	-33.00 dBm	-20.00 dB
13.600 GHz	19.100 GHz	1.000 MHz	15.61227 GHz	-29.34 dBm	-16.34 dB

Date: 17.OCT.2018 23:03:17

Highest Channel

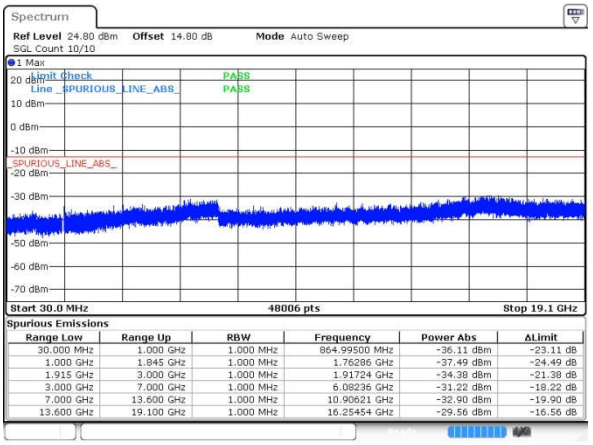

Spurious Emissions

Range Low	Range Up	RBW	Frequency	Power Abs	ΔLimit
30.000 MHz	1.000 GHz	1.000 MHz	864.99500 MHz	-36.11 dBm	-23.11 dB
1.000 GHz	1.845 GHz	1.000 MHz	1.76286 GHz	-37.49 dBm	-24.49 dB
1.915 GHz	3.000 GHz	1.000 MHz	1.91724 GHz	-34.38 dBm	-21.38 dB
3.000 GHz	7.000 GHz	1.000 MHz	6.08236 GHz	-31.22 dBm	-18.22 dB
7.000 GHz	13.600 GHz	1.000 MHz	10.90621 GHz	-32.90 dBm	-19.90 dB
13.600 GHz	19.100 GHz	1.000 MHz	16.25454 GHz	-29.56 dBm	-16.56 dB

Date: 17.OCT.2018 23:04:44

WCDMA Band IV (RMC 12.2Kbps)

Lowest Channel

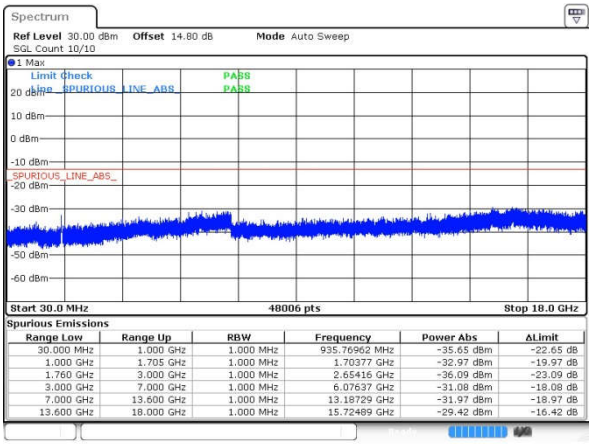

Spurious Emissions

Range Low	Range Up	RBW	Frequency	Power Abs	ΔLimit
30.000 MHz	1.000 GHz	1.000 MHz	935.76962 MHz	-35.65 dBm	-22.65 dB
1.000 GHz	1.705 GHz	1.000 MHz	1.70377 GHz	-32.97 dBm	-19.97 dB
1.760 GHz	3.000 GHz	1.000 MHz	2.65416 GHz	-36.09 dBm	-23.09 dB
3.000 GHz	7.000 GHz	1.000 MHz	6.07637 GHz	-31.08 dBm	-18.08 dB
7.000 GHz	13.600 GHz	1.000 MHz	13.18729 GHz	-31.97 dBm	-18.97 dB
13.600 GHz	18.000 GHz	1.000 MHz	15.72489 GHz	-29.42 dBm	-16.42 dB

Date: 17.OCT.2018 23:19:57

Middle Channel

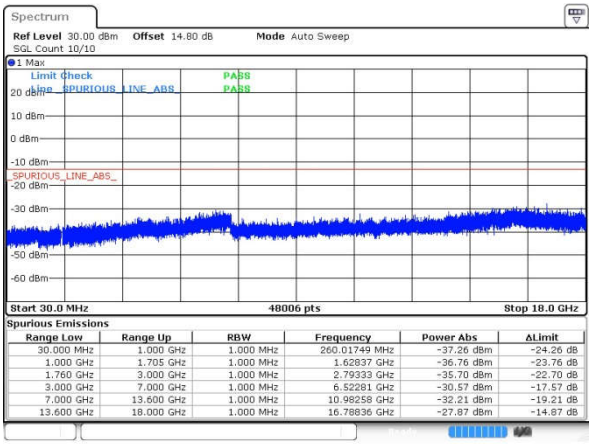

Spurious Emissions

Range Low	Range Up	RBW	Frequency	Power Abs	ΔLimit
30.000 MHz	1.000 GHz	1.000 MHz	260.01749 MHz	-37.26 dBm	-24.26 dB
1.000 GHz	1.705 GHz	1.000 MHz	1.62837 GHz	-36.76 dBm	-23.76 dB
1.760 GHz	3.000 GHz	1.000 MHz	2.79333 GHz	-35.70 dBm	-22.70 dB
3.000 GHz	7.000 GHz	1.000 MHz	6.52281 GHz	-30.57 dBm	-17.57 dB
7.000 GHz	13.600 GHz	1.000 MHz	10.98258 GHz	-32.21 dBm	-19.21 dB
13.600 GHz	18.000 GHz	1.000 MHz	16.78836 GHz	-27.87 dBm	-14.87 dB

Date: 17.OCT.2018 23:21:17

Highest Channel

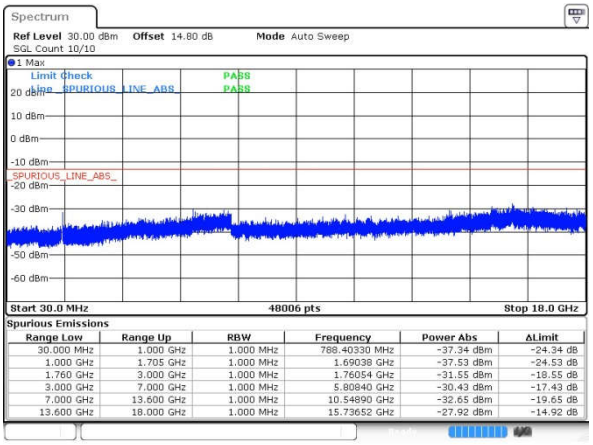

Spurious Emissions

Range Low	Range Up	RBW	Frequency	Power Abs	ΔLimit
30.000 MHz	1.000 GHz	1.000 MHz	788.40330 MHz	-37.34 dBm	-24.34 dB
1.000 GHz	1.705 GHz	1.000 MHz	1.69038 GHz	-37.53 dBm	-24.53 dB
1.760 GHz	3.000 GHz	1.000 MHz	1.76054 GHz	-31.55 dBm	-18.55 dB
3.000 GHz	7.000 GHz	1.000 MHz	5.80940 GHz	-30.43 dBm	-17.43 dB
7.000 GHz	13.600 GHz	1.000 MHz	10.54890 GHz	-32.65 dBm	-19.65 dB
13.600 GHz	18.000 GHz	1.000 MHz	15.73652 GHz	-27.92 dBm	-14.92 dB

Date: 17.OCT.2018 23:22:37

Frequency Stability

Test Conditions	Middle Channel	GSM850 (GSM)	GSM850 (EDGE class 8)	Limit 2.5ppm
Temperature (°C)	Voltage (Volt)	Deviation (ppm)		Result
50	Normal Voltage	0.0036	0.0155	PASS
40	Normal Voltage	0.0407	0.0072	
30	Normal Voltage	0.0012	0.0299	
20(Ref.)	Normal Voltage	0.0000	0.0000	
10	Normal Voltage	0.0371	0.0096	
0	Normal Voltage	0.0227	0.0335	
-10	Normal Voltage	0.0215	0.0227	
-20	Normal Voltage	0.0012	0.0072	
-30	Normal Voltage	0.0024	0.0239	
20	Maximum Voltage	0.0036	0.0143	
20	Normal Voltage	0.0036	0.0108	
20	Battery End Point	0.0191	0.0120	

Note: Normal Voltage = 3.82V. ；Battery End Point (BEP) =3.6V.；Maximum Voltage =4.4 V

Test Conditions	Middle Channel	GSM1900 (GSM)	GSM1900 (EDGE class 8)	Limit Note 2.
Temperature (°C)	Voltage (Volt)	Deviation (ppm)		Result
50	Normal Voltage	0.0160	0.0064	PASS
40	Normal Voltage	0.0011	0.0176	
30	Normal Voltage	0.0048	0.0122	
20(Ref.)	Normal Voltage	0.0000	0.0000	
10	Normal Voltage	0.0176	0.0144	
0	Normal Voltage	0.0138	0.0154	
-10	Normal Voltage	0.0011	0.0165	
-20	Normal Voltage	0.0133	0.0101	
-30	Normal Voltage	0.0016	0.0186	
20	Maximum Voltage	0.0160	0.0106	
20	Normal Voltage	0.0005	0.0027	
20	Battery End Point	0.0037	0.0016	

Note:

1. Normal Voltage = 3.82V. ；Battery End Point (BEP) =3.6V.；Maximum Voltage =4.4 V
2. The frequency fundamental emissions stay within the authorized frequency block based on the frequency deviation measured is small.

Test Conditions	Middle Channel	WCDMA Band V (RMC 12.2Kbps)	Limit 2.5ppm
Temperature (°C)	Voltage (Volt)	Deviation (ppm)	Result
50	Normal Voltage	0.0155	PASS
40	Normal Voltage	0.0418	
30	Normal Voltage	0.0395	
20(Ref.)	Normal Voltage	0.0000	
10	Normal Voltage	0.0179	
0	Normal Voltage	0.0359	
-10	Normal Voltage	0.0012	
-20	Normal Voltage	0.0203	
-30	Normal Voltage	0.0311	
20	Maximum Voltage	0.0514	
20	Normal Voltage	0.0191	
20	Battery End Point	0.0048	

Note: Normal Voltage = 3.82V. ；Battery End Point (BEP) =3.6V.；Maximum Voltage =4.4 V

Test Conditions	Middle Channel	WCDMA Band II (RMC 12.2Kbps)	Limit Note 2.
Temperature (°C)	Voltage (Volt)	Deviation (ppm)	Result
50	Normal Voltage	0.0112	PASS
40	Normal Voltage	0.0101	
30	Normal Voltage	0.0021	
20(Ref.)	Normal Voltage	0.0000	
10	Normal Voltage	0.0005	
0	Normal Voltage	0.0016	
-10	Normal Voltage	0.0080	
-20	Normal Voltage	0.0032	
-30	Normal Voltage	0.0000	
20	Maximum Voltage	0.0021	
20	Normal Voltage	0.0080	
20	Battery End Point	0.0096	

Note:

1. Normal Voltage = 3.82V. ；Battery End Point (BEP) =3.6V.；Maximum Voltage =4.4V
2. The frequency fundamental emissions stay within the authorized frequency block based on the frequency deviation measured is small.

Test Conditions	Middle Channel	WCDMA Band IV (RMC 12.2Kbps)	Limit Note 2.
Temperature (°C)	Voltage (Volt)	Deviation (ppm)	Result
50	Normal Voltage	0.0144	PASS
40	Normal Voltage	0.0133	
30	Normal Voltage	0.0012	
20(Ref.)	Normal Voltage	0.0000	
10	Normal Voltage	0.0110	
0	Normal Voltage	0.0075	
-10	Normal Voltage	0.0040	
-20	Normal Voltage	0.0006	
-30	Normal Voltage	0.0069	
20	Maximum Voltage	0.0069	
20	Normal Voltage	0.0098	
20	Battery End Point	0.0023	

Note:

1. Normal Voltage = 3.82V. ；Battery End Point (BEP) =3.6V.；Maximum Voltage =4.4V
2. The frequency fundamental emissions stay within the authorized frequency block based on the frequency deviation measured is small.

Appendix B. Test Results of Radiated Test

Radiated Spurious Emission

GSM850 (GSM)								
Channel	Frequency (MHz)	ERP (dBm)	Limit (dBm)	Over Limit (dB)	S.G. Power (dBm)	TX Cable loss (dB)	TX Antenna Gain (dBi)	Polarization (H/V)
Lowest	1648	-52.55	-13	-39.55	-53.76	2.319	5.68	H
	2472	-57.31	-13	-44.31	-57.94	3.02	5.80	H
	3297	-64.19	-13	-51.19	-66.65	3.27	7.88	H
	1648	-50.45	-13	-37.45	-51.66	2.32	5.68	V
	2472	-53.13	-13	-40.13	-53.76	3.02	5.80	V
	3297	-64.22	-13	-51.22	-66.68	3.27	7.88	V
Middle	1672	-58.47	-13	-45.47	-59.68	2.319	5.68	H
	2510	-63.88	-13	-50.88	-64.51	3.02	5.80	H
	3345	-64.48	-13	-51.48	-66.94	3.27	7.88	H
	1672	-56.65	-13	-43.65	-57.86	2.32	5.68	V
	2510	-55.90	-13	-42.90	-56.53	3.02	5.80	V
	3345	-64.59	-13	-51.59	-67.05	3.27	7.88	V
Highest	1698	-62.51	-13	-49.51	-63.72	2.319	5.68	H
	2546	-64.34	-13	-51.34	-64.97	3.02	5.80	H
	3396	-64.27	-13	-51.27	-66.73	3.27	7.88	H
	1698	-64.78	-13	-51.78	-65.99	2.32	5.68	V
	2546	-59.59	-13	-46.59	-60.22	3.02	5.80	V
	3396	-63.96	-13	-50.96	-66.42	3.27	7.88	V

Remark: Spurious emissions within 30-1000MHz were found more than 20dB below limit line.

GSM850 (EDGE class 8)								
Channel	Frequency (MHz)	ERP (dBm)	Limit (dBm)	Over Limit (dB)	S.G. Power (dBm)	TX Cable loss (dB)	TX Antenna Gain (dBi)	Polarization (H/V)
Lowest	1648	-53.41	-13	-40.41	-54.62	2.319	5.68	H
	2472	-55.74	-13	-42.74	-56.37	3.02	5.80	H
	3297	-64.23	-13	-51.23	-66.69	3.27	7.88	H
	1648	-52.42	-13	-39.42	-53.63	2.32	5.68	V
	2472	-59.64	-13	-46.64	-60.27	3.02	5.80	V
	3297	-64.33	-13	-51.33	-66.79	3.27	7.88	V
Middle	1672	-59.16	-13	-46.16	-60.37	2.319	5.68	H
	2510	-58.09	-13	-45.09	-58.72	3.02	5.80	H
	3345	-64.50	-13	-51.50	-66.96	3.27	7.88	H
	1672	-62.69	-13	-49.69	-63.90	2.32	5.68	V
	2508	-62.95	-13	-49.95	-63.58	3.02	5.80	V
	3345	-64.29	-13	-51.29	-66.75	3.27	7.88	V
Highest	1698	-62.60	-13	-49.60	-63.81	2.319	5.68	H
	2546	-61.78	-13	-48.78	-62.41	3.02	5.80	H
	3396	-64.29	-13	-51.29	-66.75	3.27	7.88	H
	1698	-63.43	-13	-50.43	-64.64	2.32	5.68	V
	2546	-63.01	-13	-50.01	-63.64	3.02	5.80	V
	3396	-64.13	-13	-51.13	-66.59	3.27	7.88	V

Remark: Spurious emissions within 30-1000MHz were found more than 20dB below limit line.

GSM1900 (GSM)								
Channel	Frequency (MHz)	EIRP (dBm)	Limit (dBm)	Over Limit (dB)	S.G. Power (dBm)	TX Cable loss (dB)	TX Antenna Gain (dBi)	Polarization (H/V)
Lowest	3699	-62.03	-13	-49.03	-66.90	3.55	8.42	H
	5550	-59.46	-13	-46.46	-65.80	4.34	10.68	H
	7401	-55.50	-13	-42.50	-62.30	5.14	11.94	H
	3699	-59.15	-13	-46.15	-64.02	3.55	8.42	V
	5550	-60.14	-13	-47.14	-66.48	4.34	10.68	V
	7401	-55.19	-13	-42.19	-61.99	5.14	11.94	V
Middle	3759	-61.52	-13	-48.52	-66.39	3.55	8.42	H
	5640	-55.52	-13	-42.52	-61.86	4.34	10.68	H
	7521	-54.61	-13	-41.61	-61.41	5.14	11.94	H
	3759	-60.30	-13	-47.30	-65.17	3.55	8.42	V
	5640	-57.54	-13	-44.54	-63.88	4.34	10.68	V
	7521	-54.32	-13	-41.32	-61.12	5.14	11.94	V
Highest	3819	-61.86	-13	-48.86	-66.73	3.55	8.42	H
	5730	-56.77	-13	-43.77	-63.11	4.34	10.68	H
	7638	-54.75	-13	-41.75	-61.55	5.14	11.94	H
	3819	-61.32	-13	-48.32	-66.19	3.55	8.42	V
	5730	-59.02	-13	-46.02	-65.36	4.34	10.68	V
	7638	-54.46	-13	-41.46	-61.26	5.14	11.94	V

Remark: Spurious emissions within 30-1000MHz were found more than 20dB below limit line.

GSM1900 (EDGE class 8)								
Channel	Frequency (MHz)	EIRP (dBm)	Limit (dBm)	Over Limit (dB)	S.G. Power (dBm)	TX Cable loss (dB)	TX Antenna Gain (dBi)	Polarization (H/V)
Lowest	3699	-62.76	-13	-49.76	-67.63	3.55	8.42	H
	5550	-60.69	-13	-47.69	-67.03	4.34	10.68	H
	7401	-55.98	-13	-42.98	-62.78	5.14	11.94	H
	3699	-62.82	-13	-49.82	-67.69	3.55	8.42	V
	5550	-60.83	-13	-47.83	-67.17	4.34	10.68	V
	7401	-55.62	-13	-42.62	-62.42	5.14	11.94	V
Middle	3759	-62.80	-13	-49.80	-67.67	3.55	8.42	H
	5640	-60.44	-13	-47.44	-66.78	4.34	10.68	H
	7521	-55.15	-13	-42.15	-61.95	5.14	11.94	H
	3759	-62.60	-13	-49.60	-67.47	3.55	8.42	V
	5640	-60.41	-13	-47.41	-66.75	4.34	10.68	V
	7521	-54.81	-13	-41.81	-61.61	5.14	11.94	V
Highest	3819	-63.01	-13	-50.01	-67.88	3.55	8.42	H
	5730	-60.03	-13	-47.03	-66.37	4.34	10.68	H
	7638	-54.69	-13	-41.69	-61.49	5.14	11.94	H
	3819	-62.60	-13	-49.60	-67.47	3.55	8.42	V
	5730	-60.20	-13	-47.20	-66.54	4.34	10.68	V
	7638	-54.26	-13	-41.26	-61.06	5.14	11.94	V

Remark: Spurious emissions within 30-1000MHz were found more than 20dB below limit line.

WCDMA Band V(RMC 12.2Kbps)								
Channel	Frequency (MHz)	ERP (dBm)	Limit (dBm)	Over Limit (dB)	S.G. Power (dBm)	TX Cable loss (dB)	TX Antenna Gain (dBi)	Polarization (H/V)
Lowest	1652	-68.31	-13	-55.31	-69.52	2.319	5.68	H
	2479.2	-65.19	-13	-52.19	-65.82	3.02	5.80	H
	3306	-64.06	-13	-51.06	-66.52	3.27	7.88	H
	1652	-68.36	-13	-55.36	-69.57	2.32	5.68	V
	2480	-65.23	-13	-52.23	-65.86	3.02	5.80	V
	3306	-63.61	-13	-50.61	-66.07	3.27	7.88	V
Middle	1672	-68.10	-13	-55.10	-69.31	2.319	5.68	H
	2510	-65.28	-13	-52.28	-65.91	3.02	5.80	H
	3345	-63.81	-13	-50.81	-66.27	3.27	7.88	H
	1672.8	-67.83	-13	-54.83	-69.04	2.32	5.68	V
	2510	-64.84	-13	-51.84	-65.47	3.02	5.80	V
	3348	-63.38	-13	-50.38	-65.84	3.27	7.88	V
Highest	1694	-67.94	-13	-54.94	-69.15	2.319	5.68	H
	2539.8	-65.13	-13	-52.13	-65.76	3.02	5.80	H
	3387	-63.77	-13	-50.77	-66.23	3.27	7.88	H
	1694	-68.25	-13	-55.25	-69.46	2.32	5.68	V
	2540	-65.42	-13	-52.42	-66.05	3.02	5.80	V
	3387	-63.82	-13	-50.82	-66.28	3.27	7.88	V

Remark: Spurious emissions within 30-1000MHz were found more than 20dB below limit line.

WCDMA Band II(RMC 12.2Kbps)								
Channel	Frequency (MHz)	EIRP (dBm)	Limit (dBm)	Over Limit (dB)	S.G. Power (dBm)	TX Cable loss (dB)	TX Antenna Gain (dBi)	Polarization (H/V)
Lowest	3705	-63.06	-13	-50.06	-67.93	3.55	8.42	H
	5556	-60.85	-13	-47.85	-67.19	4.34	10.68	H
	7410	-55.51	-13	-42.51	-62.31	5.14	11.94	H
	3705	-63.08	-13	-50.08	-67.95	3.55	8.42	V
	5556	-61.12	-13	-48.12	-67.46	4.34	10.68	V
	7410	-55.39	-13	-42.39	-62.19	5.14	11.94	V
Middle	3759	-62.74	-13	-49.74	-67.61	3.55	8.42	H
	5640	-60.30	-13	-47.30	-66.64	4.34	10.68	H
	7521	-55.42	-13	-42.42	-62.22	5.14	11.94	H
	3759	-62.93	-13	-49.93	-67.80	3.55	8.42	V
	5640	-60.36	-13	-47.36	-66.70	4.34	10.68	V
	7521	-54.88	-13	-41.88	-61.68	5.14	11.94	V
Highest	3816	-62.76	-13	-49.76	-67.63	3.55	8.42	H
	5724	-59.97	-13	-46.97	-66.31	4.34	10.68	H
	7629	-54.47	-13	-41.47	-61.27	5.14	11.94	H
	3816	-62.93	-13	-49.93	-67.80	3.55	8.42	V
	5724	-60.20	-13	-47.20	-66.54	4.34	10.68	V
	7629	-54.40	-13	-41.40	-61.20	5.14	11.94	V

Remark: Spurious emissions within 30-1000MHz were found more than 20dB below limit line.

WCDMA Band IV(RMC 12.2Kbps)								
Channel	Frequency (MHz)	EIRP (dBm)	Limit (dBm)	Over Limit (dB)	S.G. Power (dBm)	TX Cable loss (dB)	TX Antenna Gain (dBi)	Polarization (H/V)
Lowest	3426	-64.20	-13	-51.20	-68.92	3.41	8.13	H
	5136	-60.57	-13	-47.57	-66.58	4.195	10.20	H
	6849	-57.53	-13	-44.53	-63.98	4.91	11.36	H
	3426	-64.37	-13	-51.37	-69.09	3.413	8.13	V
	5136	-59.74	-13	-46.74	-65.75	4.195	10.20	V
	6849	-57.64	-13	-44.64	-64.09	4.911	11.36	V
Middle	3465	-64.39	-13	-51.39	-69.11	3.41	8.13	H
	5196	-59.10	-13	-46.10	-65.11	4.195	10.20	H
	6930	-57.27	-13	-44.27	-63.72	4.91	11.36	H
	3465	-64.22	-13	-51.22	-68.94	3.413	8.13	V
	5202	-57.51	-13	-44.51	-63.52	4.195	10.20	V
	6930	-56.82	-13	-43.82	-63.27	4.911	11.36	V
Highest	3504	-63.91	-13	-50.91	-68.63	3.41	8.13	H
	5259	-60.86	-13	-47.86	-66.87	4.195	10.20	H
	7011	-56.99	-13	-43.99	-63.44	4.91	11.36	H
	3504	-63.83	-13	-50.83	-68.55	3.413	8.13	V
	5259	-60.48	-13	-47.48	-66.49	4.195	10.20	V
	7011	-57.14	-13	-44.14	-63.59	4.911	11.36	V

Remark: Spurious emissions within 30-1000MHz were found more than 20dB below limit line.