LTE Band 17 / 5MHz / 16QAM

Lowest Band Edge / 1 RB

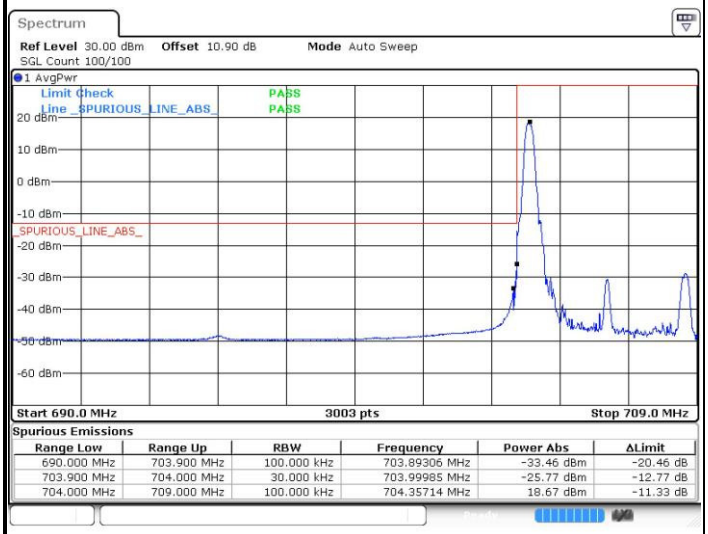

Spurious Emissions

Range Low	Range Up	RBW	Frequency	Power Abs	ΔLimit
690.000 MHz	703.900 MHz	100.000 kHz	703.89306 MHz	-33.46 dBm	-20.46 dB
703.900 MHz	704.000 MHz	30.000 kHz	703.99985 MHz	-25.77 dBm	-12.77 dB
704.000 MHz	709.000 MHz	100.000 kHz	704.35714 MHz	18.67 dBm	-11.33 dB

Date: 25.MAY.2016 12:17:25

Highest Band Edge / 1 RB

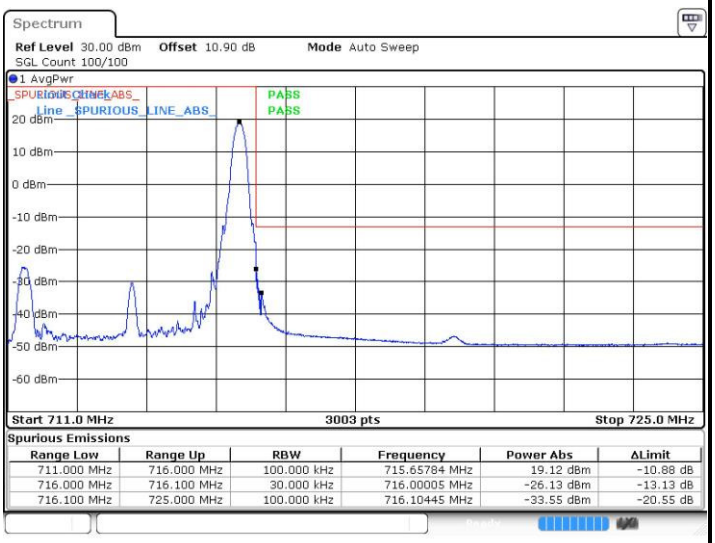

Spurious Emissions

Range Low	Range Up	RBW	Frequency	Power Abs	ΔLimit
711.000 MHz	716.000 MHz	100.000 kHz	715.65784 MHz	19.12 dBm	-10.88 dB
716.000 MHz	716.100 MHz	30.000 kHz	716.00005 MHz	-26.13 dBm	-13.13 dB
716.100 MHz	725.000 MHz	100.000 kHz	716.10445 MHz	-33.55 dBm	-20.55 dB

Date: 25.MAY.2016 12:30:36

Lowest Band Edge / Full RB

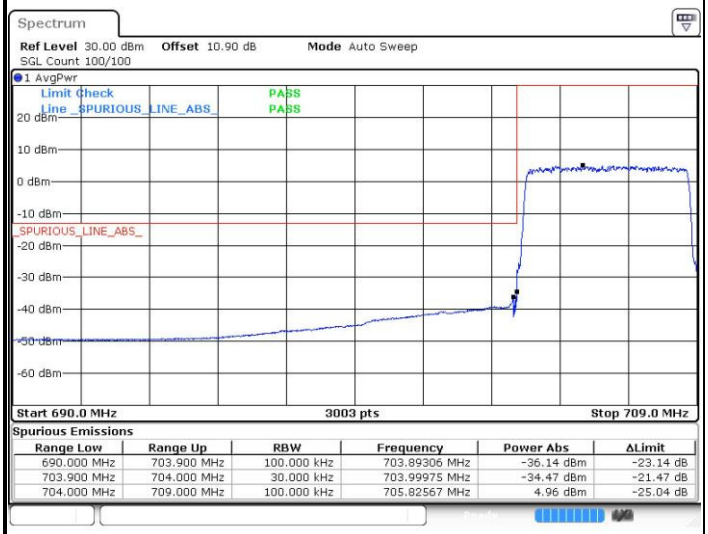

Spurious Emissions

Range Low	Range Up	RBW	Frequency	Power Abs	ΔLimit
690.000 MHz	703.900 MHz	100.000 kHz	703.89306 MHz	-36.14 dBm	-23.14 dB
703.900 MHz	704.000 MHz	30.000 kHz	703.99975 MHz	-34.47 dBm	-21.47 dB
704.000 MHz	709.000 MHz	100.000 kHz	705.82567 MHz	4.96 dBm	-25.04 dB

Date: 25.MAY.2016 12:21:29

Highest Band Edge / Full RB

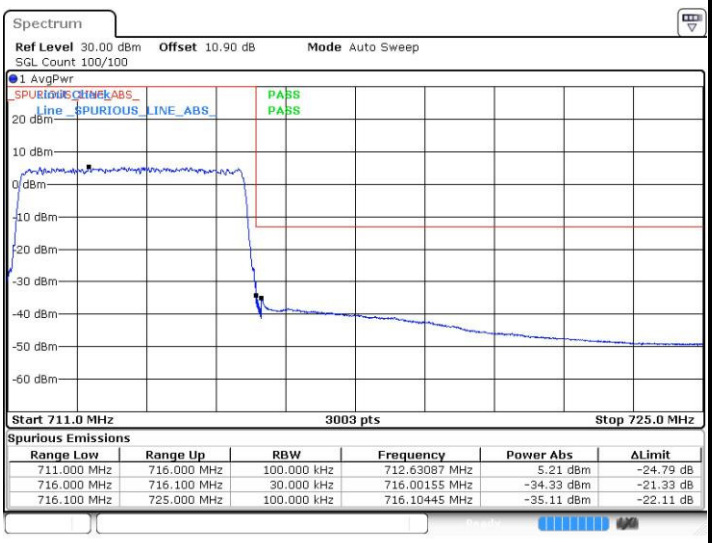

Spurious Emissions

Range Low	Range Up	RBW	Frequency	Power Abs	ΔLimit
711.000 MHz	716.000 MHz	100.000 kHz	712.63087 MHz	5.21 dBm	-24.79 dB
716.000 MHz	716.100 MHz	30.000 kHz	716.00155 MHz	-34.33 dBm	-21.33 dB
716.100 MHz	725.000 MHz	100.000 kHz	716.10445 MHz	-35.11 dBm	-22.11 dB

Date: 25.MAY.2016 12:34:41

LTE Band 17 / 10MHz / QPSK

Lowest Band Edge / 1 RB

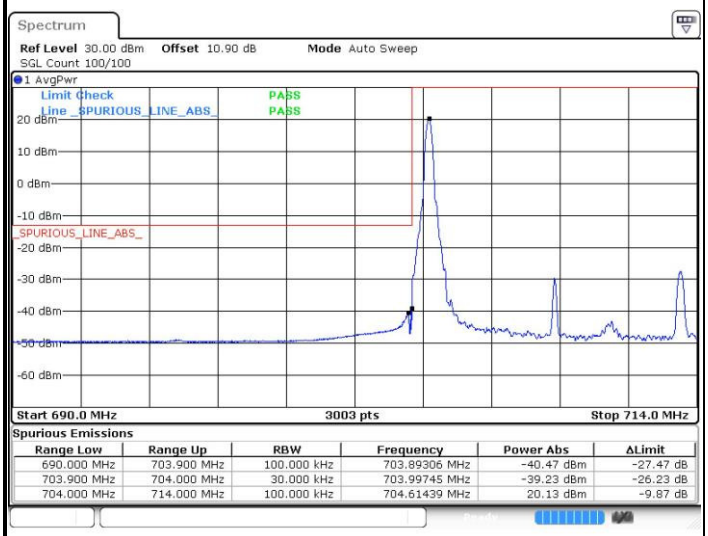

Spurious Emissions

Range Low	Range Up	RBW	Frequency	Power Abs	ΔLimit
690.000 MHz	703.900 MHz	100.000 kHz	703.89306 MHz	-40.47 dBm	-27.47 dB
703.900 MHz	704.000 MHz	30.000 kHz	703.99745 MHz	-39.23 dBm	-26.23 dB
704.000 MHz	714.000 MHz	100.000 kHz	704.61439 MHz	20.13 dBm	-9.87 dB

Date: 25.MAY.2016 12:39:14

Highest Band Edge / 1 RB

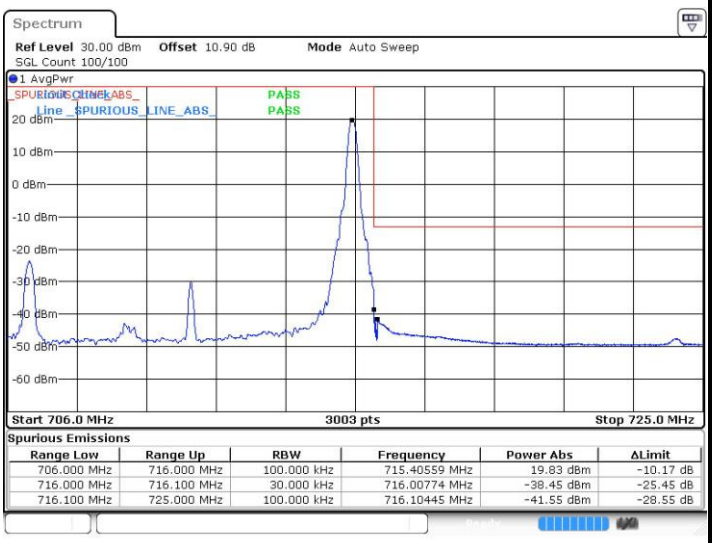

Spurious Emissions

Range Low	Range Up	RBW	Frequency	Power Abs	ΔLimit
706.000 MHz	716.000 MHz	100.000 kHz	715.40559 MHz	19.83 dBm	-10.17 dB
716.000 MHz	716.100 MHz	30.000 kHz	716.00774 MHz	-38.45 dBm	-25.45 dB
716.100 MHz	725.000 MHz	100.000 kHz	716.10445 MHz	-41.55 dBm	-28.55 dB

Date: 25.MAY.2016 12:52:25

Lowest Band Edge / Full RB

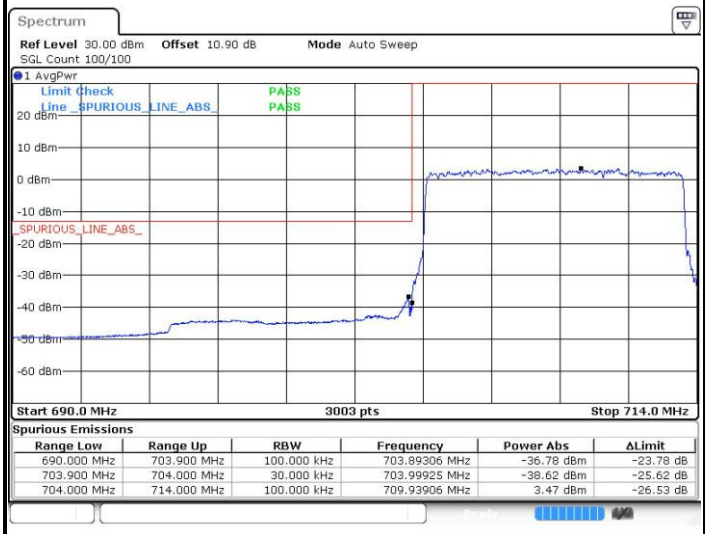

Spurious Emissions

Range Low	Range Up	RBW	Frequency	Power Abs	ΔLimit
690.000 MHz	703.900 MHz	100.000 kHz	703.89306 MHz	-36.78 dBm	-23.78 dB
703.900 MHz	704.000 MHz	30.000 kHz	703.99925 MHz	-38.62 dBm	-25.62 dB
704.000 MHz	714.000 MHz	100.000 kHz	709.93906 MHz	3.47 dBm	-26.53 dB

Date: 25.MAY.2016 12:43:19

Highest Band Edge / Full RB

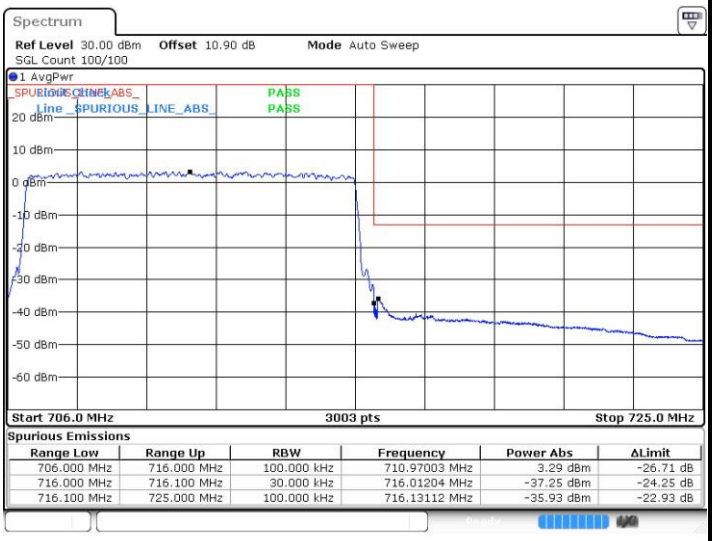

Spurious Emissions

Range Low	Range Up	RBW	Frequency	Power Abs	ΔLimit
706.000 MHz	716.000 MHz	100.000 kHz	710.97003 MHz	3.29 dBm	-26.71 dB
716.000 MHz	716.100 MHz	30.000 kHz	716.01204 MHz	-37.25 dBm	-24.25 dB
716.100 MHz	725.000 MHz	100.000 kHz	716.13112 MHz	-35.93 dBm	-22.93 dB

Date: 25.MAY.2016 12:56:30

LTE Band 17 / 10MHz / 16QAM

Lowest Band Edge / 1 RB

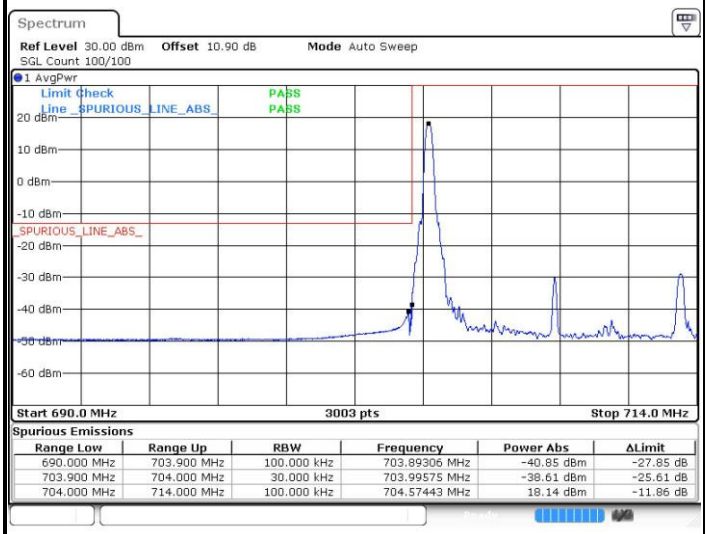

Spurious Emissions

Range Low	Range Up	RBW	Frequency	Power Abs	ΔLimit
690.000 MHz	703.900 MHz	100.000 kHz	703.89306 MHz	-40.85 dBm	-27.85 dB
703.900 MHz	704.000 MHz	30.000 kHz	703.99575 MHz	-38.61 dBm	-25.61 dB
704.000 MHz	714.000 MHz	100.000 kHz	704.57443 MHz	18.14 dBm	-11.86 dB

Date: 25.MAY.2016 12:41:16

Highest Band Edge / 1 RB

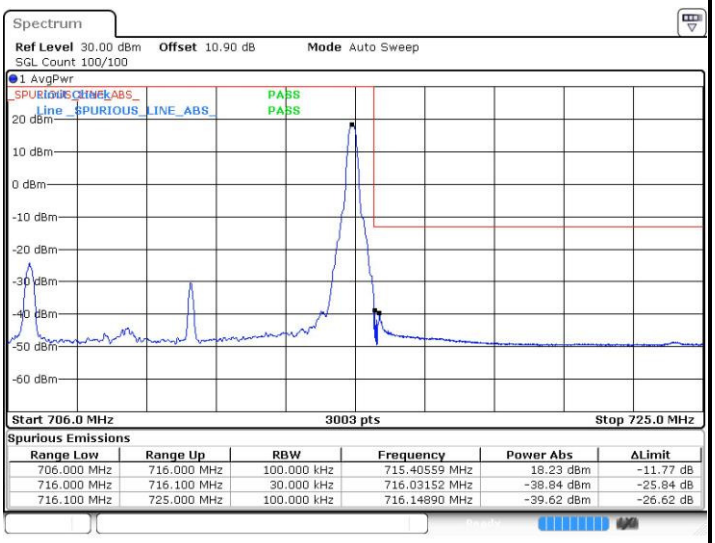

Spurious Emissions

Range Low	Range Up	RBW	Frequency	Power Abs	ΔLimit
706.000 MHz	716.000 MHz	100.000 kHz	715.40559 MHz	18.23 dBm	-11.77 dB
716.000 MHz	716.100 MHz	30.000 kHz	716.03152 MHz	-38.84 dBm	-25.84 dB
716.100 MHz	725.000 MHz	100.000 kHz	716.14890 MHz	-39.62 dBm	-26.62 dB

Date: 25.MAY.2016 12:54:27

Lowest Band Edge / Full RB

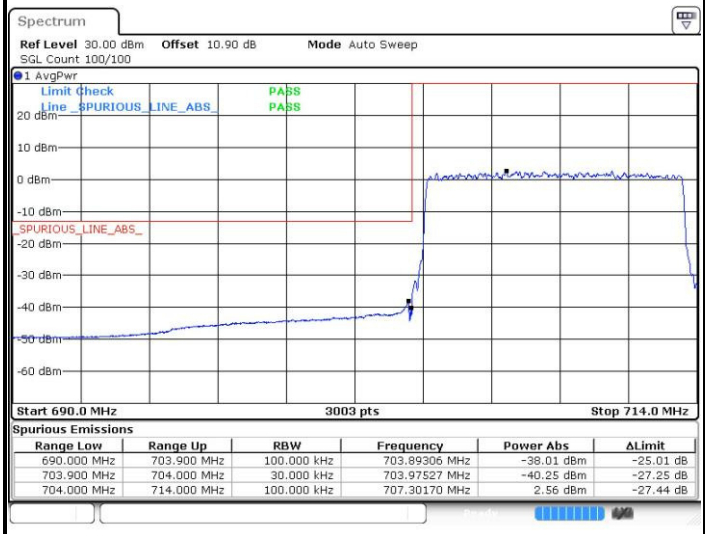

Spurious Emissions

Range Low	Range Up	RBW	Frequency	Power Abs	ΔLimit
690.000 MHz	703.900 MHz	100.000 kHz	703.89306 MHz	-38.01 dBm	-25.01 dB
703.900 MHz	704.000 MHz	30.000 kHz	703.97527 MHz	-40.25 dBm	-27.25 dB
704.000 MHz	714.000 MHz	100.000 kHz	707.30170 MHz	2.56 dBm	-27.44 dB

Date: 25.MAY.2016 12:45:21

Highest Band Edge / Full RB

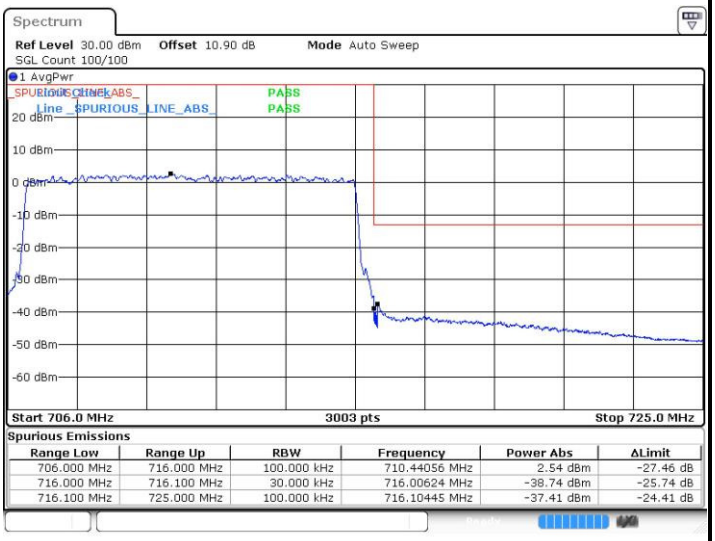

Spurious Emissions

Range Low	Range Up	RBW	Frequency	Power Abs	ΔLimit
706.000 MHz	716.000 MHz	100.000 kHz	710.44056 MHz	2.54 dBm	-27.46 dB
716.000 MHz	716.100 MHz	30.000 kHz	716.00624 MHz	-38.74 dBm	-25.74 dB
716.100 MHz	725.000 MHz	100.000 kHz	716.10445 MHz	-37.41 dBm	-24.41 dB

Date: 25.MAY.2016 12:58:32

Conducted Spurious Emission

LTE Band 17 / 5MHz

Lowest Channel / QPSK

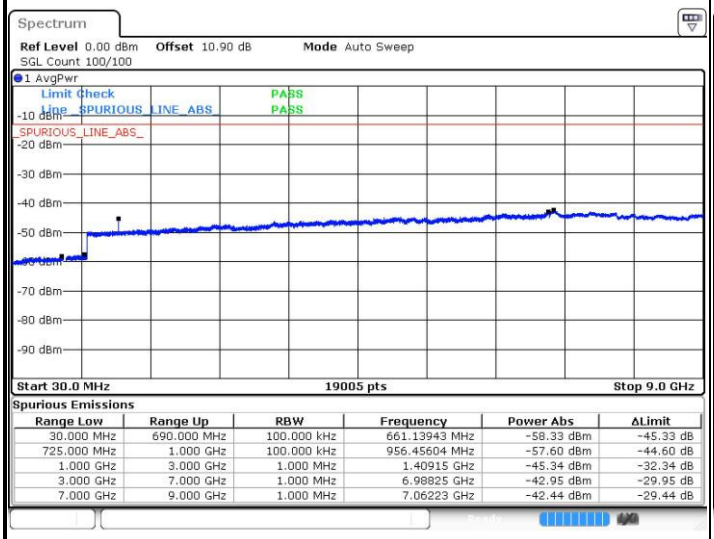

Spurious Emissions

Range Low	Range Up	RBW	Frequency	Power Abs	ΔLimit
30.000 MHz	690.000 MHz	100.000 kHz	661.13943 MHz	-58.33 dBm	-45.33 dB
725.000 MHz	1.000 GHz	100.000 kHz	956.45604 MHz	-57.60 dBm	-44.60 dB
1.000 GHz	3.000 GHz	1.000 MHz	1.40915 GHz	-45.34 dBm	-32.34 dB
3.000 GHz	7.000 GHz	1.000 MHz	6.98825 GHz	-42.95 dBm	-29.95 dB
7.000 GHz	9.000 GHz	1.000 MHz	7.06223 GHz	-42.44 dBm	-29.44 dB

Date: 25.MAY.2016 12:22:24

Lowest Channel / 16QAM

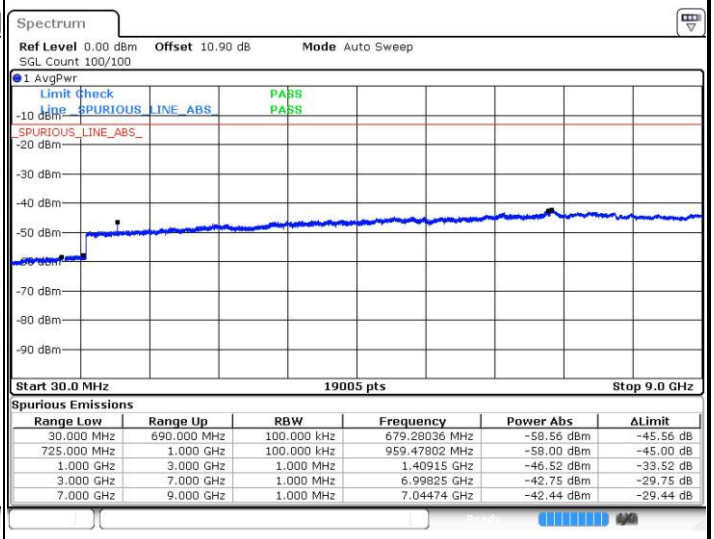

Spurious Emissions

Range Low	Range Up	RBW	Frequency	Power Abs	ΔLimit
30.000 MHz	690.000 MHz	100.000 kHz	679.28036 MHz	-58.56 dBm	-45.56 dB
725.000 MHz	1.000 GHz	100.000 kHz	959.47802 MHz	-58.00 dBm	-45.00 dB
1.000 GHz	3.000 GHz	1.000 MHz	1.40915 GHz	-46.52 dBm	-33.52 dB
3.000 GHz	7.000 GHz	1.000 MHz	6.99825 GHz	-42.75 dBm	-29.75 dB
7.000 GHz	9.000 GHz	1.000 MHz	7.04474 GHz	-42.44 dBm	-29.44 dB

Date: 25.MAY.2016 12:23:19

Middle Channel / QPSK

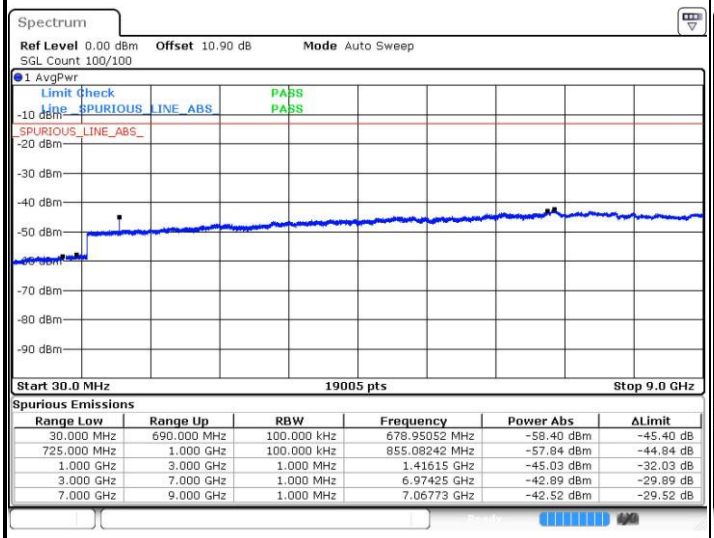

Spurious Emissions

Range Low	Range Up	RBW	Frequency	Power Abs	ΔLimit
30.000 MHz	690.000 MHz	100.000 kHz	678.95052 MHz	-58.40 dBm	-45.40 dB
725.000 MHz	1.000 GHz	100.000 kHz	855.08242 MHz	-57.84 dBm	-44.84 dB
1.000 GHz	3.000 GHz	1.000 MHz	1.41615 GHz	-45.03 dBm	-32.03 dB
3.000 GHz	7.000 GHz	1.000 MHz	6.97425 GHz	-42.89 dBm	-29.89 dB
7.000 GHz	9.000 GHz	1.000 MHz	7.06773 GHz	-42.52 dBm	-29.52 dB

Date: 25.MAY.2016 12:24:56

Middle Channel / 16QAM

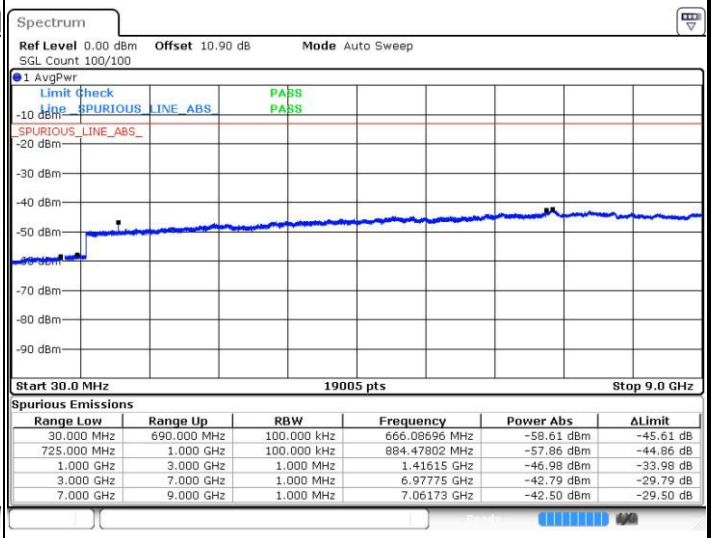

Spurious Emissions

Range Low	Range Up	RBW	Frequency	Power Abs	ΔLimit
30.000 MHz	690.000 MHz	100.000 kHz	666.08696 MHz	-58.61 dBm	-45.61 dB
725.000 MHz	1.000 GHz	100.000 kHz	884.47802 MHz	-57.86 dBm	-44.86 dB
1.000 GHz	3.000 GHz	1.000 MHz	1.41615 GHz	-46.98 dBm	-33.98 dB
3.000 GHz	7.000 GHz	1.000 MHz	6.97775 GHz	-42.79 dBm	-29.79 dB
7.000 GHz	9.000 GHz	1.000 MHz	7.06173 GHz	-42.50 dBm	-29.50 dB

Date: 25.MAY.2016 12:25:50

LTE Band 17 / 5MHz

Highest Channel / QPSK

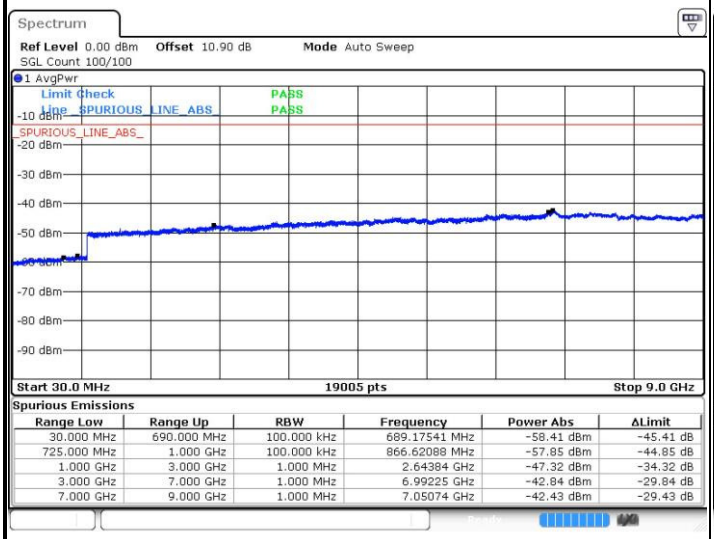

Spurious Emissions

Range Low	Range Up	RBW	Frequency	Power Abs	ΔLimit
30.000 MHz	690.000 MHz	100.000 kHz	689.17541 MHz	-58.41 dBm	-45.41 dB
725.000 MHz	1.000 GHz	100.000 kHz	866.62088 MHz	-57.85 dBm	-44.85 dB
1.000 GHz	3.000 GHz	1.000 MHz	2.64384 GHz	-47.32 dBm	-34.32 dB
3.000 GHz	7.000 GHz	1.000 MHz	6.99225 GHz	-42.84 dBm	-29.84 dB
7.000 GHz	9.000 GHz	1.000 MHz	7.05074 GHz	-42.43 dBm	-29.43 dB

Date: 25.MAY.2016 12:35:36

Highest Channel / 16QAM

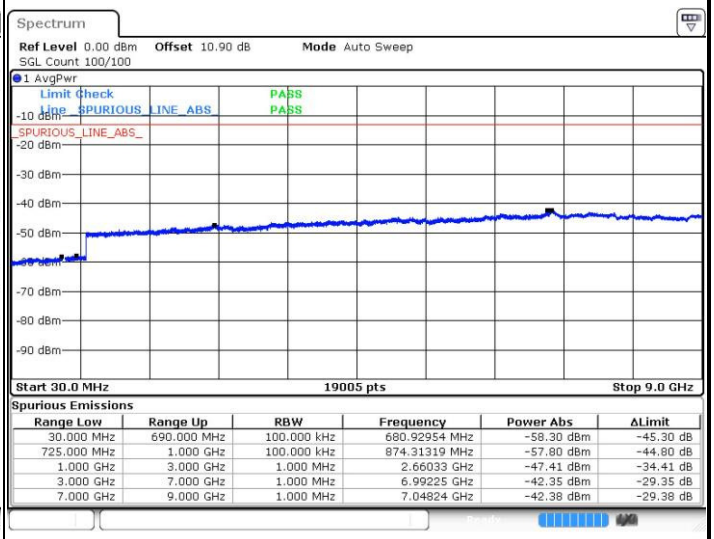

Spurious Emissions

Range Low	Range Up	RBW	Frequency	Power Abs	ΔLimit
30.000 MHz	690.000 MHz	100.000 kHz	680.92954 MHz	-58.30 dBm	-45.30 dB
725.000 MHz	1.000 GHz	100.000 kHz	874.31319 MHz	-57.80 dBm	-44.80 dB
1.000 GHz	3.000 GHz	1.000 MHz	2.66033 GHz	-47.41 dBm	-34.41 dB
3.000 GHz	7.000 GHz	1.000 MHz	6.99225 GHz	-42.35 dBm	-29.35 dB
7.000 GHz	9.000 GHz	1.000 MHz	7.04824 GHz	-42.38 dBm	-29.38 dB

Date: 25.MAY.2016 12:36:30

LTE Band 17 / 10MHz

Lowest Channel / QPSK

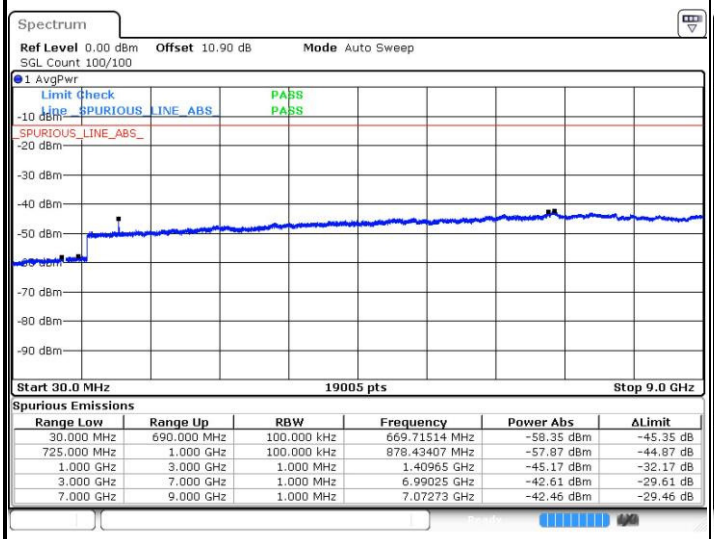

Spurious Emissions

Range Low	Range Up	RBW	Frequency	Power Abs	ΔLimit
30.000 MHz	690.000 MHz	100.000 kHz	669.71514 MHz	-58.35 dBm	-45.35 dB
725.000 MHz	1.000 GHz	100.000 kHz	878.43407 MHz	-57.87 dBm	-44.87 dB
1.000 GHz	3.000 GHz	1.000 MHz	1.40965 GHz	-45.17 dBm	-32.17 dB
3.000 GHz	7.000 GHz	1.000 MHz	6.99025 GHz	-42.61 dBm	-29.61 dB
7.000 GHz	9.000 GHz	1.000 MHz	7.07273 GHz	-42.46 dBm	-29.46 dB

Date: 25.MAY.2016 12:46:16

Lowest Channel / 16QAM

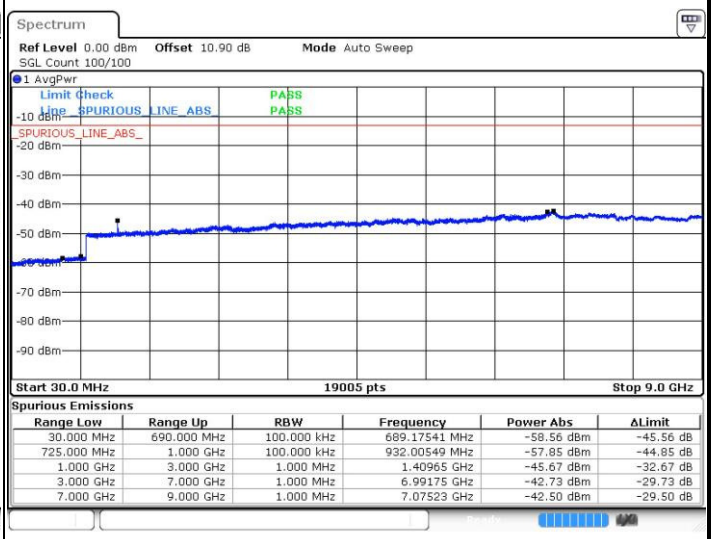

Spurious Emissions

Range Low	Range Up	RBW	Frequency	Power Abs	ΔLimit
30.000 MHz	690.000 MHz	100.000 kHz	689.17541 MHz	-58.56 dBm	-45.56 dB
725.000 MHz	1.000 GHz	100.000 kHz	932.00549 MHz	-57.85 dBm	-44.85 dB
1.000 GHz	3.000 GHz	1.000 MHz	1.40965 GHz	-45.67 dBm	-32.67 dB
3.000 GHz	7.000 GHz	1.000 MHz	6.99175 GHz	-42.73 dBm	-29.73 dB
7.000 GHz	9.000 GHz	1.000 MHz	7.07523 GHz	-42.50 dBm	-29.50 dB

Date: 25.MAY.2016 12:47:10

LTE Band 17 / 10MHz

Middle Channel / QPSK

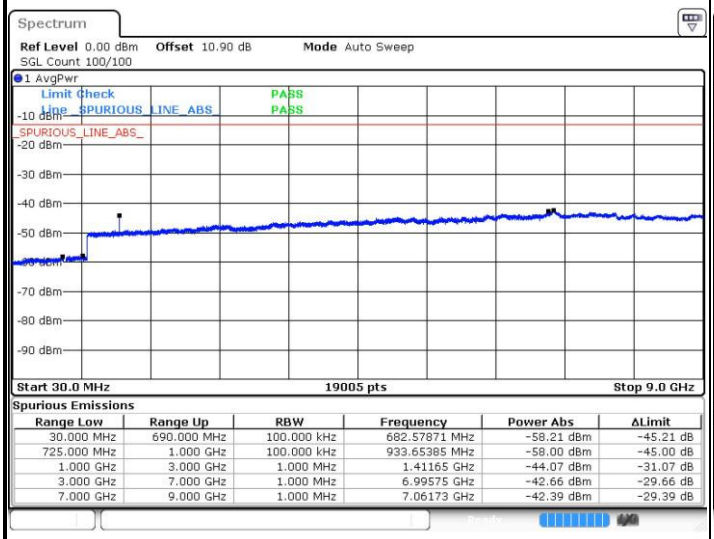

Spurious Emissions

Range Low	Range Up	RBW	Frequency	Power Abs	ΔLimit
30.000 MHz	690.000 MHz	100.000 kHz	682.57871 MHz	-58.21 dBm	-45.21 dB
725.000 MHz	1.000 GHz	100.000 kHz	933.65385 MHz	-58.00 dBm	-45.00 dB
1.000 GHz	3.000 GHz	1.000 MHz	1.41165 GHz	-44.07 dBm	-31.07 dB
3.000 GHz	7.000 GHz	1.000 MHz	6.99575 GHz	-42.66 dBm	-29.66 dB
7.000 GHz	9.000 GHz	1.000 MHz	7.06173 GHz	-42.39 dBm	-29.39 dB

Date: 25.MAY.2016 12:48:47

Middle Channel / 16QAM

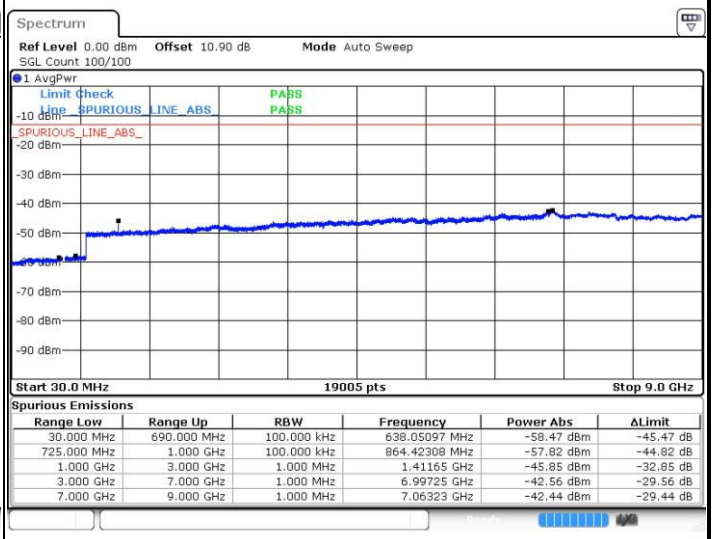

Spurious Emissions

Range Low	Range Up	RBW	Frequency	Power Abs	ΔLimit
30.000 MHz	690.000 MHz	100.000 kHz	638.05097 MHz	-58.47 dBm	-45.47 dB
725.000 MHz	1.000 GHz	100.000 kHz	864.42308 MHz	-57.82 dBm	-44.82 dB
1.000 GHz	3.000 GHz	1.000 MHz	1.41165 GHz	-45.85 dBm	-32.85 dB
3.000 GHz	7.000 GHz	1.000 MHz	6.99725 GHz	-42.56 dBm	-29.56 dB
7.000 GHz	9.000 GHz	1.000 MHz	7.06323 GHz	-42.44 dBm	-29.44 dB

Date: 25.MAY.2016 12:49:41

Highest Channel / QPSK

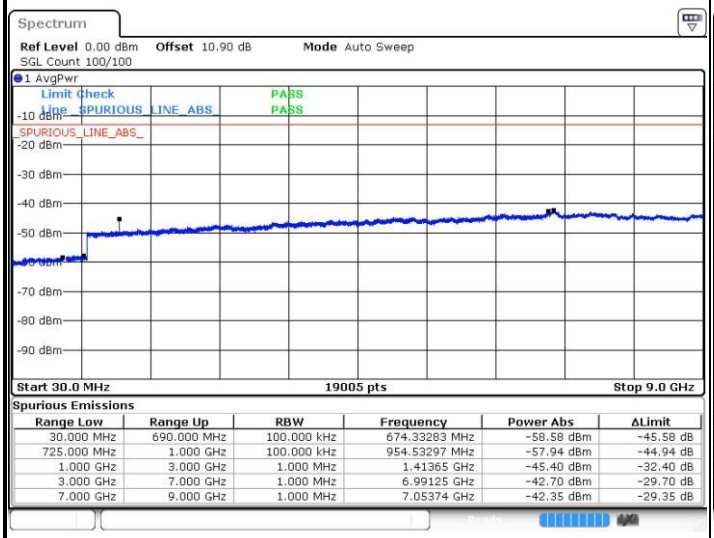

Spurious Emissions

Range Low	Range Up	RBW	Frequency	Power Abs	ΔLimit
30.000 MHz	690.000 MHz	100.000 kHz	674.33283 MHz	-58.58 dBm	-45.58 dB
725.000 MHz	1.000 GHz	100.000 kHz	954.53297 MHz	-57.94 dBm	-44.94 dB
1.000 GHz	3.000 GHz	1.000 MHz	1.41365 GHz	-45.40 dBm	-32.40 dB
3.000 GHz	7.000 GHz	1.000 MHz	6.99125 GHz	-42.70 dBm	-29.70 dB
7.000 GHz	9.000 GHz	1.000 MHz	7.05374 GHz	-42.35 dBm	-29.35 dB

Date: 25.MAY.2016 12:59:27

Highest Channel / 16QAM

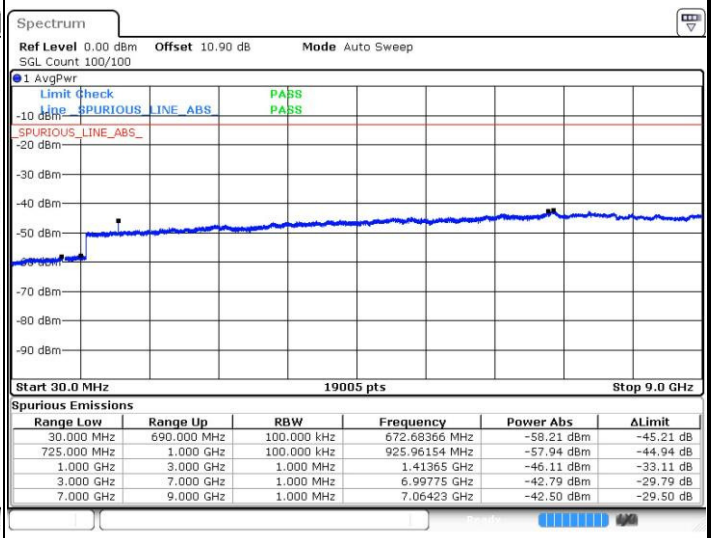

Spurious Emissions

Range Low	Range Up	RBW	Frequency	Power Abs	ΔLimit
30.000 MHz	690.000 MHz	100.000 kHz	672.68366 MHz	-58.21 dBm	-45.21 dB
725.000 MHz	1.000 GHz	100.000 kHz	925.96154 MHz	-57.94 dBm	-44.94 dB
1.000 GHz	3.000 GHz	1.000 MHz	1.41365 GHz	-46.11 dBm	-33.11 dB
3.000 GHz	7.000 GHz	1.000 MHz	6.99775 GHz	-42.79 dBm	-29.79 dB
7.000 GHz	9.000 GHz	1.000 MHz	7.06423 GHz	-42.50 dBm	-29.50 dB

Date: 25.MAY.2016 13:00:21

Frequency Stability

Test Conditions		LTE Band 17 (QPSK) / Middle Channel	Limit
Temperature (°C)	Voltage (Volt)	BW 10MHz	Note 2.
		Deviation (ppm)	Result
50	Normal Voltage	0.0011	PASS
40	Normal Voltage	0.0076	
30	Normal Voltage	0.0003	
20(Ref.)	Normal Voltage	0.0000	
10	Normal Voltage	0.0073	
0	Normal Voltage	0.0104	
-10	Normal Voltage	0.0083	
-20	Normal Voltage	0.0001	
-30	Normal Voltage	0.0079	
20	Maximum Voltage	0.0075	
20	Normal Voltage	0.0000	
20	Battery End Point	0.0014	

Note:

1. Normal Voltage = 3.8V. ；Battery End Point (BEP) = 3.6 V.；Maximum Voltage =4.35 V
2. Note: The frequency fundamental emissions stay within the authorized frequency block.

Appendix B. Test Results of Radiated Test

ERP/EIRP

LTE Band 2 / 1.4MHz (Average)							
Channel	Modulation	RB		Horizontal		Vertical	
		Size	Offset	EIRP(dBm)	EIRP(W)	EIRP(dBm)	EIRP(W)
Lowest	QPSK	3	1	14.90	0.0309	19.62	0.0916
Middle		3	1	15.15	0.0327	19.74	0.0942
Highest		3	1	15.19	0.0330	20.48	0.1117
Lowest	16QAM	3	3	14.05	0.0254	18.71	0.0743
Middle		3	3	14.24	0.0265	18.92	0.0780
Highest		3	3	14.18	0.0262	19.67	0.0927
Limit	EIRP < 2W			Result		PASS	

LTE Band 2 / 3MHz (Average)							
Channel	Modulation	RB		Horizontal		Vertical	
		Size	Offset	EIRP(dBm)	EIRP(W)	EIRP(dBm)	EIRP(W)
Lowest	QPSK	1	8	14.19	0.0262	19.55	0.0902
Middle		1	8	14.46	0.0279	19.57	0.0906
Highest		1	8	15.36	0.0344	19.98	0.0995
Lowest	16QAM	1	0	13.20	0.0209	18.48	0.0705
Middle		1	0	13.46	0.0222	18.86	0.0769
Highest		1	0	13.34	0.0216	18.84	0.0766
Limit	EIRP < 2W			Result		PASS	

LTE Band 2 / 5MHz (Average)							
Channel	Modulation	RB		Horizontal		Vertical	
		Size	Offset	EIRP(dBm)	EIRP(W)	EIRP(dBm)	EIRP(W)
Lowest	QPSK	1	12	13.90	0.0245	19.95	0.0989
Middle		1	12	14.05	0.0254	19.69	0.0931
Highest		1	12	14.60	0.0288	19.86	0.0968
Lowest	16QAM	1	12	12.54	0.0179	18.57	0.0719
Middle		1	12	13.49	0.0223	18.96	0.0787
Highest		1	12	13.24	0.0211	18.38	0.0689
Limit	EIRP < 2W			Result		PASS	

LTE Band 2 / 10MHz (Average)							
Channel	Modulation	RB		Horizontal		Vertical	
		Size	Offset	EIRP(dBm)	EIRP(W)	EIRP(dBm)	EIRP(W)
Lowest	QPSK	1	25	14.29	0.0269	19.83	0.0962
Middle		1	25	14.57	0.0286	19.66	0.0925
Highest		1	25	15.07	0.0321	19.69	0.0931
Lowest	16QAM	1	25	13.36	0.0217	18.31	0.0678
Middle		1	25	13.40	0.0219	18.46	0.0701
Highest		1	25	13.35	0.0216	18.85	0.0767
Limit	EIRP < 2W			Result		PASS	

LTE Band 2 / 15MHz (Average)							
Channel	Modulation	RB		Horizontal		Vertical	
		Size	Offset	EIRP(dBm)	EIRP(W)	EIRP(dBm)	EIRP(W)
Lowest	QPSK	1	37	14.58	0.0287	19.73	0.0940
Middle		1	37	15.19	0.0330	19.65	0.0923
Highest		1	37	15.74	0.0375	20.16	0.1038
Lowest	16QAM	1	37	13.21	0.0209	18.14	0.0652
Middle		1	37	13.76	0.0238	18.36	0.0685
Highest		1	37	14.07	0.0255	18.70	0.0741
Limit	EIRP < 2W			Result		PASS	

LTE Band 2 / 20MHz (Average)							
Channel	Modulation	RB		Horizontal		Vertical	
		Size	Offset	EIRP(dBm)	EIRP(W)	EIRP(dBm)	EIRP(W)
Lowest	QPSK	1	49	14.40	0.0275	19.84	0.0964
Middle		1	49	14.76	0.0299	19.93	0.0984
Highest		1	49	15.12	0.0325	19.71	0.0935
Lowest	16QAM	1	49	13.03	0.0201	17.99	0.0630
Middle		1	49	13.55	0.0226	18.53	0.0713
Highest		1	49	14.07	0.0255	18.62	0.0728
Limit	EIRP < 2W			Result		PASS	

LTE Band 4 / 1.4MHz (Average)							
Channel	Modulation	RB		Horizontal		Vertical	
		Size	Offset	EIRP(dBm)	EIRP(W)	EIRP(dBm)	EIRP(W)
Lowest	QPSK	3	0	17.54	0.0568	20.07	0.1016
Middle		3	0	17.85	0.0610	20.28	0.1067
Highest		3	0	18.21	0.0662	20.88	0.1225
Lowest	16QAM	3	0	16.64	0.0461	19.19	0.0830
Middle		3	0	17.20	0.0525	19.79	0.0953
Highest		3	0	17.16	0.0520	19.83	0.0962
Limit	EIRP < 1W			Result		PASS	

LTE Band 4 / 3MHz (Average)							
Channel	Modulation	RB		Horizontal		Vertical	
		Size	Offset	EIRP(dBm)	EIRP(W)	EIRP(dBm)	EIRP(W)
Lowest	QPSK	1	0	17.47	0.0558	20.21	0.1050
Middle		1	0	17.94	0.0622	20.28	0.1067
Highest		1	0	18.02	0.0634	20.63	0.1156
Lowest	16QAM	1	0	16.51	0.0448	19.03	0.0800
Middle		1	0	16.65	0.0462	19.11	0.0815
Highest		1	0	16.62	0.0459	19.16	0.0824
Limit	EIRP < 1W			Result		PASS	

LTE Band 4 / 5MHz (Average)							
Channel	Modulation	RB		Horizontal		Vertical	
		Size	Offset	EIRP(dBm)	EIRP(W)	EIRP(dBm)	EIRP(W)
Lowest	QPSK	1	0	17.51	0.0564	20.10	0.1023
Middle		1	0	17.65	0.0582	20.07	0.1016
Highest		1	0	18.10	0.0646	20.70	0.1175
Lowest	16QAM	1	12	16.11	0.0408	18.75	0.0750
Middle		1	12	16.52	0.0449	18.68	0.0738
Highest		1	12	16.78	0.0476	19.11	0.0815
Limit	EIRP < 1W			Result		PASS	

LTE Band 4/ 10MHz (Average)							
Channel	Modulation	RB		Horizontal		Vertical	
		Size	Offset	EIRP(dBm)	EIRP(W)	EIRP(dBm)	EIRP(W)
Lowest	QPSK	1	25	17.58	0.0573	20.41	0.1099
Middle		1	25	17.79	0.0601	20.41	0.1099
Highest		1	25	18.03	0.0635	21.11	0.1291
Lowest	16QAM	1	0	16.41	0.0438	18.97	0.0789
Middle		1	0	16.51	0.0448	18.69	0.0740
Highest		1	0	16.84	0.0483	19.45	0.0881
Limit	EIRP < 1W			Result		PASS	

LTE Band 4 / 15MHz (Average)							
Channel	Modulation	RB		Horizontal		Vertical	
		Size	Offset	EIRP(dBm)	EIRP(W)	EIRP(dBm)	EIRP(W)
Lowest	QPSK	1	37	18.06	0.0640	20.57	0.1140
Middle		1	37	17.67	0.0585	20.53	0.1130
Highest		1	37	18.05	0.0638	20.70	0.1175
Lowest	16QAM	1	0	16.26	0.0423	19.07	0.0807
Middle		1	0	16.61	0.0458	19.23	0.0838
Highest		1	0	16.41	0.0438	19.61	0.0914
Limit	EIRP < 1W			Result		PASS	

LTE Band 4 / 20MHz (Average)							
Channel	Modulation	RB		Horizontal		Vertical	
		Size	Offset	EIRP(dBm)	EIRP(W)	EIRP(dBm)	EIRP(W)
Lowest	QPSK	1	49	17.37	0.0546	20.26	0.1062
Middle		1	49	17.30	0.0537	19.93	0.0984
Highest		1	49	17.35	0.0543	20.35	0.1084
Lowest	16QAM	1	49	16.21	0.0418	19.07	0.0807
Middle		1	49	16.25	0.0422	19.01	0.0796
Highest		1	49	16.54	0.0451	19.43	0.0877
Limit	EIRP < 1W			Result		PASS	

LTE Band 5 / 1.4MHz (Average)							
Channel	Modulation	RB		Horizontal		Vertical	
		Size	Offset	ERP(dBm)	ERP(W)	ERP(dBm)	ERP(W)
Lowest	QPSK	3	1	10.30	0.0107	14.85	0.0305
Middle		3	1	10.41	0.0110	14.69	0.0294
Highest		3	1	9.67	0.0093	13.96	0.0249
Lowest	16QAM	3	3	8.94	0.0078	13.10	0.0204
Middle		3	3	9.06	0.0081	13.42	0.0220
Highest		3	3	8.57	0.0072	12.90	0.0195
Limit	ERP < 7W			Result		PASS	

LTE Band 5 / 3MHz (Average)							
Channel	Modulation	RB		Horizontal		Vertical	
		Size	Offset	ERP(dBm)	ERP(W)	ERP(dBm)	ERP(W)
Lowest	QPSK	1	14	10.05	0.0101	14.08	0.0256
Middle		1	14	10.22	0.0105	14.41	0.0276
Highest		1	14	9.37	0.0086	13.62	0.0230
Lowest	16QAM	1	14	9.15	0.0082	13.40	0.0219
Middle		1	14	8.93	0.0078	13.21	0.0209
Highest		1	14	8.35	0.0068	12.50	0.0178
Limit	ERP < 7W			Result		PASS	

LTE Band 5 / 5MHz (Average)							
Channel	Modulation	RB		Horizontal		Vertical	
		Size	Offset	ERP(dBm)	ERP(W)	ERP(dBm)	ERP(W)
Lowest	QPSK	1	12	10.28	0.0107	14.71	0.0296
Middle		1	12	10.32	0.0108	14.50	0.0282
Highest		1	12	9.83	0.0096	13.80	0.0240
Lowest	16QAM	1	24	8.24	0.0067	12.46	0.0176
Middle		1	24	8.22	0.0066	11.89	0.0155
Highest		1	24	7.95	0.0062	11.95	0.0157
Limit	ERP < 7W			Result		PASS	

LTE Band 5 / 10MHz (Average)							
Channel	Modulation	RB		Horizontal		Vertical	
		Size	Offset	ERP(dBm)	ERP(W)	ERP(dBm)	ERP(W)
Lowest	QPSK	1	25	10.10	0.0102	14.46	0.0279
Middle		1	25	9.56	0.0090	14.41	0.0276
Highest		1	25	9.06	0.0081	14.24	0.0265
Lowest	16QAM	1	25	8.80	0.0076	13.78	0.0239
Middle		1	25	8.16	0.0065	13.35	0.0216
Highest		1	25	7.94	0.0062	13.04	0.0201
Limit	ERP < 7W			Result		PASS	

LTE Band 7 / 5MHz (Average)							
Channel	Modulation	RB		Horizontal		Vertical	
		Size	Offset	EIRP(dBm)	EIRP(W)	EIRP(dBm)	EIRP(W)
Lowest	QPSK	1	12	18.09	0.0644	20.82	0.1208
Middle		1	12	17.78	0.0600	20.09	0.1021
Highest		1	12	17.69	0.0587	19.63	0.0918
Lowest	16QAM	1	0	16.66	0.0463	19.27	0.0845
Middle		1	0	15.99	0.0397	18.64	0.0731
Highest		1	0	15.99	0.0397	18.18	0.0658
Limit	EIRP < 2W			Result		PASS	

LTE Band 7 / 10MHz (Average)							
Channel	Modulation	RB		Horizontal		Vertical	
		Size	Offset	EIRP(dBm)	EIRP(W)	EIRP(dBm)	EIRP(W)
Lowest	QPSK	1	25	17.86	0.0611	20.46	0.1112
Middle		1	25	17.39	0.0548	19.72	0.0938
Highest		1	25	17.53	0.0566	19.79	0.0953
Lowest	16QAM	1	25	16.75	0.0473	19.94	0.0986
Middle		1	25	16.20	0.0417	18.85	0.0767
Highest		1	25	16.47	0.0444	18.43	0.0697
Limit	EIRP < 2W			Result		PASS	

LTE Band 7 / 15MHz (Average)							
Channel	Modulation	RB		Horizontal		Vertical	
		Size	Offset	EIRP(dBm)	EIRP(W)	EIRP(dBm)	EIRP(W)
Lowest	QPSK	1	37	18.10	0.0646	20.72	0.1180
Middle		1	37	17.11	0.0514	20.16	0.1038
Highest		1	37	17.31	0.0538	19.68	0.0929
Lowest	16QAM	1	0	16.45	0.0442	19.34	0.0859
Middle		1	0	15.76	0.0377	18.70	0.0741
Highest		1	0	16.36	0.0433	18.73	0.0746
Limit	EIRP < 2W			Result		PASS	

LTE Band 7 / 20MHz (Average)							
Channel	Modulation	RB		Horizontal		Vertical	
		Size	Offset	EIRP(dBm)	EIRP(W)	EIRP(dBm)	EIRP(W)
Lowest	QPSK	1	49	17.63	0.0579	20.36	0.1086
Middle		1	49	17.13	0.0516	19.79	0.0953
Highest		1	49	17.76	0.0597	20.16	0.1038
Lowest	16QAM	1	49	16.45	0.0442	19.22	0.0836
Middle		1	49	16.16	0.0413	18.73	0.0746
Highest		1	49	16.31	0.0428	18.23	0.0665
Limit	EIRP < 2W			Result		PASS	

LTE Band 17 / 5MHz (Average)							
Channel	Modulation	RB		Horizontal		Vertical	
		Size	Offset	ERP(dBm)	ERP(W)	ERP(dBm)	ERP(W)
Lowest	QPSK	1	12	4.81	0.0030	13.83	0.0242
Middle		1	12	6.29	0.0043	13.96	0.0249
Highest		1	12	6.69	0.0047	14.10	0.0257
Lowest	16QAM	1	12	4.06	0.0025	12.55	0.0180
Middle		1	12	5.13	0.0033	13.16	0.0207
Highest		1	12	4.95	0.0031	13.67	0.0233
Limit	ERP < 3W			Result		PASS	

LTE Band 17 / 10MHz (Average)							
Channel	Modulation	RB		Horizontal		Vertical	
		Size	Offset	ERP(dBm)	ERP(W)	ERP(dBm)	ERP(W)
Lowest	QPSK	1	25	5.48	0.0035	13.82	0.0241
Middle		1	25	6.49	0.0045	14.10	0.0257
Highest		1	25	6.70	0.0047	14.30	0.0269
Lowest	16QAM	1	25	5.19	0.0033	13.09	0.0204
Middle		1	25	5.63	0.0037	13.23	0.0210
Highest		1	25	5.14	0.0033	13.64	0.0231
Limit	ERP < 3W			Result		PASS	

Radiated Spurious Emission

LTE Band 2

LTE Band 2 / 1.4MHz / QPSK									
Channel	Frequency (MHz)	EIRP (dBm)	Limit (dBm)	Over Limit (dB)	SPA Reading (dBm)	S.G. Power (dBm)	TX Cable loss (dB)	TX Antenna Gain (dBi)	Polarization (H/V)
Highest	3816	-64.52	-13	-51.52	-53.1	-71.2	1.70	8.38	H
	5730	-62.17	-13	-49.17	-57.84	-69.2	2.76	9.79	H
	7638	-54.60	-13	-41.60	-54.48	-64.1	2.38	11.88	H
									H
									H
									H
	3816	-64.42	-13	-51.42	-52.97	-71.1	1.70	8.38	V
	5730	-60.67	-13	-47.67	-55.08	-67.7	2.76	9.79	V
	7638	-55.10	-13	-42.10	-54.31	-64.6	2.38	11.88	V
									V
									V
									V

Remark: Spurious emissions within 30-1000MHz were found more than 20dB below limit line.

LTE Band 2 / 3MHz / QPSK									
Channel	Frequency (MHz)	EIRP (dBm)	Limit (dBm)	Over Limit (dB)	SPA Reading (dBm)	S.G. Power (dBm)	TX Cable loss (dB)	TX Antenna Gain (dBi)	Polarization (H/V)
Highest	3816	-64.72	-13	-51.72	-53.27	-71.4	1.70	8.38	H
	5724	-62.16	-13	-49.16	-58.04	-69.2	2.75	9.79	H
	7638	-50.40	-13	-37.40	-50.77	-59.9	2.38	11.88	H
									H
									H
									H
	3816	-64.22	-13	-51.22	-52.66	-70.9	1.70	8.38	V
	5724	-59.26	-13	-46.26	-53.7	-66.3	2.75	9.79	V
	7632	-55.81	-13	-42.81	-55.21	-65.3	2.39	11.88	V
									V
									V
									V

Remark: Spurious emissions within 30-1000MHz were found more than 20dB below limit line.

LTE Band 2 / 5MHz / QPSK									
Channel	Frequency (MHz)	EIRP (dBm)	Limit (dBm)	Over Limit (dB)	SPA Reading (dBm)	S.G. Power (dBm)	TX Cable loss (dB)	TX Antenna Gain (dBi)	Polarization (H/V)
Lowest	3708	-61.52	-13	-48.52	-49.45	-68.1	1.67	8.25	H
	5556	-55.63	-13	-42.63	-51.09	-62.7	2.66	9.72	H
	7410	-57.94	-13	-44.94	-57.32	-67.1	2.46	11.62	H
									H
									H
									H
	3708	-60.82	-13	-47.82	-48.66	-67.4	1.67	8.25	V
	5556	-50.43	-13	-37.43	-44.91	-57.5	2.66	9.72	V
	7410	-59.54	-13	-46.54	-58.26	-68.7	2.46	11.62	V
									V
									V
									V

Remark: Spurious emissions within 30-1000MHz were found more than 20dB below limit line.

LTE Band 2 / 10MHz / QPSK									
Channel	Frequency (MHz)	EIRP (dBm)	Limit (dBm)	Over Limit (dB)	SPA Reading (dBm)	S.G. Power (dBm)	TX Cable loss (dB)	TX Antenna Gain (dBi)	Polarization (H/V)
Middle	3762	-64.87	-13	-51.87	-53.29	-71.5	1.69	8.31	H
	5640	-60.55	-13	-47.55	-55.95	-67.6	2.71	9.76	H
	7518	-56.71	-13	-43.71	-56.17	-66.1	2.42	11.81	H
									H
									H
									H
	3762	-64.07	-13	-51.07	-52.09	-70.7	1.69	8.31	V
	5640	-56.55	-13	-43.55	-51.09	-63.6	2.71	9.76	V
	7518	-57.51	-13	-44.51	-56.61	-66.9	2.42	11.81	V
									V
									V
									V

Remark: Spurious emissions within 30-1000MHz were found more than 20dB below limit line.

LTE Band 2 / 15MHz / QPSK									
Channel	Frequency (MHz)	EIRP (dBm)	Limit (dBm)	Over Limit (dB)	SPA Reading (dBm)	S.G. Power (dBm)	TX Cable loss (dB)	TX Antenna Gain (dBi)	Polarization (H/V)
Highest	3804	-64.43	-13	-51.43	-53	-71.1	1.70	8.36	H
	5706	-60.86	-13	-47.86	-56.49	-67.9	2.74	9.78	H
	7608	-51.33	-13	-38.33	-51.45	-60.8	2.39	11.86	H
									H
									H
									H
	3804	-65.83	-13	-52.83	-54.35	-72.5	1.70	8.36	V
	5706	-57.86	-13	-44.86	-52.22	-64.9	2.74	9.78	V
	7608	-56.63	-13	-43.63	-55.75	-66.1	2.39	11.86	V
									V
									V
									V

Remark: Spurious emissions within 30-1000MHz were found more than 20dB below limit line.

LTE Band 2 / 20MHz / QPSK									
Channel	Frequency (MHz)	EIRP (dBm)	Limit (dBm)	Over Limit (dB)	SPA Reading (dBm)	S.G. Power (dBm)	TX Cable loss (dB)	TX Antenna Gain (dBi)	Polarization (H/V)
Middle	3462	-64.66	-13	-51.66	-52.94	-70.9	1.59	7.83	H
	5640	-60.05	-13	-47.05	-55.63	-67.1	2.71	9.76	H
	7518	-55.71	-13	-42.71	-55.19	-65.1	2.42	11.81	H
									H
									H
									H
	3462	-63.56	-13	-50.56	-51.6	-69.8	1.59	7.83	V
	5640	-54.85	-13	-41.85	-49.07	-61.9	2.71	9.76	V
	7518	-57.61	-13	-44.61	-56.73	-67	2.42	11.81	V
									V
									V
									V

Remark: Spurious emissions within 30-1000MHz were found more than 20dB below limit line.

LTE Band 4

LTE Band 4 / 1.4MHz / QPSK									
Channel	Frequency (MHz)	EIRP (dBm)	Limit (dBm)	Over Limit (dB)	SPA Reading (dBm)	S.G. Power (dBm)	TX Cable loss (dB)	TX Antenna Gain (dBi)	Polarization (H/V)
Highest	3510	-62.00	-13	-49.00	-49.34	-68.4	1.61	8.01	H
	5262	-53.29	-13	-40.29	-47.84	-60.5	2.49	9.70	H
	7020	-60.44	-13	-47.44	-59.63	-68.7	2.58	10.84	H
									H
									H
									H
	3510	-64.46	-13	-51.46	-51.66	-70.86	1.61	8.01	V
	5262	-51.09	-13	-38.09	-44.69	-58.3	2.49	9.70	V
	7020	-61.19	-13	-48.19	-59.65	-69.45	2.58	10.84	V
									V
									V
									V

Remark: Spurious emissions within 30-1000MHz were found more than 20dB below limit line.

LTE Band 4 / 3MHz / QPSK									
Channel	Frequency (MHz)	EIRP (dBm)	Limit (dBm)	Over Limit (dB)	SPA Reading (dBm)	S.G. Power (dBm)	TX Cable loss (dB)	TX Antenna Gain (dBi)	Polarization (H/V)
Middle	3468	-56.59	-13	-43.59	-43.63	-62.85	1.59	7.86	H
	5196	-50.57	-13	-37.57	-44.97	-57.82	2.45	9.70	H
	6936	-61.11	-13	-48.11	-59.92	-69.22	2.61	10.72	H
									H
									H
									H
	3468	-60.30	-13	-47.30	-47.55	-66.56	1.59	7.86	V
	5196	-47.71	-13	-34.71	-41.29	-54.96	2.45	9.70	V
	6936	-61.64	-13	-48.64	-59.82	-69.75	2.61	10.72	V
									V
									V
									V

Remark: Spurious emissions within 30-1000MHz were found more than 20dB below limit line.

LTE Band 4 / 5MHz / QPSK									
Channel	Frequency (MHz)	EIRP (dBm)	Limit (dBm)	Over Limit (dB)	SPA Reading (dBm)	S.G. Power (dBm)	TX Cable loss (dB)	TX Antenna Gain (dBi)	Polarization (H/V)
Middle	3498	-61.11	-13	-48.11	-48.3	-67.5	1.60	7.99	H
	5250	-49.32	-13	-36.32	-43.96	-56.54	2.48	9.70	H
	7002	-60.02	-13	-47.02	-59.02	-68.23	2.59	10.80	H
	12255	-58.05	-13	-45.05	-64	-67.66	2.74	12.35	H
									H
									H
	3498	-63.73	-13	-50.73	-51.01	-70.12	1.60	7.99	V
	5250	-49.90	-13	-36.90	-43.42	-57.12	2.48	9.70	V
	7002	-59.59	-13	-46.59	-58.18	-67.8	2.59	10.80	V
	12255	-56.51	-13	-43.51	-62.39	-66.12	2.74	12.35	V
									V
									V

Remark: Spurious emissions within 30-1000MHz were found more than 20dB below limit line.

LTE Band 4 / 10MHz / QPSK									
Channel	Frequency (MHz)	EIRP (dBm)	Limit (dBm)	Over Limit (dB)	SPA Reading (dBm)	S.G. Power (dBm)	TX Cable loss (dB)	TX Antenna Gain (dBi)	Polarization (H/V)
Highest	3510	-59.82	-13	-46.82	-47.28	-66.22	1.61	8.01	H
	5262	-49.75	-13	-36.75	-44.35	-56.96	2.49	9.70	H
	7020	-60.84	-13	-47.84	-59.71	-69.1	2.58	10.84	H
									H
									H
									H
	3510	-62.46	-13	-49.46	-49.63	-68.86	1.61	8.01	V
	5262	-48.89	-13	-35.89	-42.47	-56.1	2.49	9.70	V
	7020	-60.60	-13	-47.60	-59.12	-68.86	2.58	10.84	V
									V
									V
									V

Remark: Spurious emissions within 30-1000MHz were found more than 20dB below limit line.

LTE Band 4 / 15MHz / QPSK									
Channel	Frequency (MHz)	EIRP (dBm)	Limit (dBm)	Over Limit (dB)	SPA Reading (dBm)	S.G. Power (dBm)	TX Cable loss (dB)	TX Antenna Gain (dBi)	Polarization (H/V)
Highest	3498	-63.86	-13	-50.86	-50.93	-70.25	1.60	7.99	H
	5244	-55.92	-13	-42.92	-49.68	-63.14	2.48	9.70	H
	6992	-61.38	-13	-48.38	-60.05	-69.58	2.59	10.79	H
									H
									H
									H
	3498	-65.02	-13	-52.02	-52.71	-71.41	1.60	7.99	V
	5244	-57.07	-13	-44.07	-50.89	-64.29	2.48	9.70	V
	6992	-61.92	-13	-48.92	-59.58	-70.12	2.59	10.79	V
									V
									V
									V

Remark: Spurious emissions within 30-1000MHz were found more than 20dB below limit line.

LTE Band 4 / 20MHz / QPSK									
Channel	Frequency (MHz)	EIRP (dBm)	Limit (dBm)	Over Limit (dB)	SPA Reading (dBm)	S.G. Power (dBm)	TX Cable loss (dB)	TX Antenna Gain (dBi)	Polarization (H/V)
Middle	3468	-58.04	-13	-45.04	-45.15	-64.3	1.59	7.86	H
	5196	-55.41	-13	-42.41	-50.04	-62.66	2.45	9.70	H
	6936	-61.31	-13	-48.31	-60.09	-69.42	2.61	10.72	H
									H
									H
									H
	3468	-61.14	-13	-48.14	-48.28	-67.4	1.59	7.86	V
	5196	-52.20	-13	-39.20	-45.51	-59.45	2.45	9.70	V
	6936	-61.09	-13	-48.09	-59.6	-69.2	2.61	10.72	V
									V
									V
									V

Remark: Spurious emissions within 30-1000MHz were found more than 20dB below limit line.

LTE Band 5

LTE Band 5 / 1.4MHz / QPSK									
Channel	Frequency (MHz)	EIRP (dBm)	Limit (dBm)	Over Limit (dB)	SPA Reading (dBm)	S.G. Power (dBm)	TX Cable loss (dB)	TX Antenna Gain (dBi)	Polarization (H/V)
Middle	1672	-65.09	-13	-52.09	-45.62	-66.77	0.99	4.82	H
	2512	-60.55	-13	-47.55	-44.36	-62.52	1.29	5.41	H
	3344	-69.59	-13	-56.59	-56.44	-73.2	1.56	7.31	H
									H
									H
									H
	1672	-64.34	-13	-51.34	-45.15	-66.02	0.99	4.82	V
	2512	-65.04	-13	-52.04	-49.32	-67.01	1.29	5.41	V
	3344	-69.08	-13	-56.08	-56.12	-72.69	1.56	7.31	V
									V
									V
									V

Remark: Spurious emissions within 30-1000MHz were found more than 20dB below limit line.

LTE Band 5 / 3MHz / QPSK									
Channel	Frequency (MHz)	ERP (dBm)	Limit (dBm)	Over Limit (dB)	SPA Reading (dBm)	S.G. Power (dBm)	TX Cable loss (dB)	TX Antenna Gain (dBi)	Polarization (H/V)
Highest	1696	-66.20	-13	-53.20	-46.84	-67.8	1.00	4.75	H
	2544	-62.62	-13	-49.62	-46.51	-64.6	1.30	5.44	H
	3396	-69.48	-13	-56.48	-56.04	-73.3	1.57	7.54	H
									H
									H
									H
	1696	-65.30	-13	-52.30	-45.95	-66.9	1.00	4.75	V
	2544	-65.32	-13	-52.32	-49.56	-67.3	1.30	5.44	V
	3396	-68.78	-13	-55.78	-55.55	-72.6	1.57	7.54	V
									V
									V
									V

Remark: Spurious emissions within 30-1000MHz were found more than 20dB below limit line.

LTE Band 5 / 5MHz / QPSK									
Channel	Frequency (MHz)	ERP (dBm)	Limit (dBm)	Over Limit (dB)	SPA Reading (dBm)	S.G. Power (dBm)	TX Cable loss (dB)	TX Antenna Gain (dBi)	Polarization (H/V)
Middle	1672	-61.52	-13	-48.52	-41.71	-63.2	0.99	4.82	H
	2512	-58.03	-13	-45.03	-41.45	-60	1.29	5.41	H
	3345	-68.59	-13	-55.59	-55.23	-72.2	1.56	7.32	H
									H
									H
									H
	1672	-61.72	-13	-48.72	-42.48	-63.4	0.99	4.82	V
	2512	-62.33	-13	-49.33	-46.37	-64.3	1.29	5.41	V
	3345	-68.89	-13	-55.89	-55.41	-72.5	1.56	7.32	V
									V
									V
									V

Remark: Spurious emissions within 30-1000MHz were found more than 20dB below limit line.

LTE Band 5 / 10MHz / QPSK									
Channel	Frequency (MHz)	ERP (dBm)	Limit (dBm)	Over Limit (dB)	SPA Reading (dBm)	S.G. Power (dBm)	TX Cable loss (dB)	TX Antenna Gain (dBi)	Polarization (H/V)
Middle	1672	-64.92	-13	-51.92	-45.23	-66.6	0.99	4.82	H
	2512	-56.83	-13	-43.83	-40.02	-58.8	1.29	5.41	H
	3345	-69.59	-13	-56.59	-56.23	-73.2	1.56	7.32	H
									H
									H
									H
	1672	-63.12	-13	-50.12	-43.69	-64.8	0.99	4.82	V
	2512	-60.93	-13	-47.93	-45.42	-62.9	1.29	5.41	V
	3345	-69.49	-13	-56.49	-55.94	-73.1	1.56	7.32	V
									V
									V
									V

Remark: Spurious emissions within 30-1000MHz were found more than 20dB below limit line.

LTE Band 7

LTE Band 7 / 5MHz / QPSK									
Channel	Frequency (MHz)	ERP (dBm)	Limit (dBm)	Over Limit (dB)	SPA Reading (dBm)	S.G. Power (dBm)	TX Cable loss (dB)	TX Antenna Gain (dBi)	Polarization (H/V)
Lowest	5004	-49.42	-25	-24.42	-43.19	-56.78	2.34	9.70	H
	7506	-43.42	-25	-18.42	-43.32	-52.8	2.43	11.80	H
	10008	-53.59	-25	-28.59	-55.17	-63.1	2.70	12.20	H
	12510	-52.62	-25	-27.62	-58.32	-62.23	2.81	12.41	H
									H
									H
	5004	-51.30	-25	-26.30	-43.92	-58.66	2.34	9.70	V
	7506	-42.74	-25	-17.74	-42.11	-52.12	2.43	11.80	V
	10008	-54.45	-25	-29.45	-55.23	-63.96	2.70	12.20	V
	12510	-53.41	-25	-28.41	-60.06	-63.02	2.81	12.41	V
									V
									V

Remark: Spurious emissions within 30-1000MHz were found more than 20dB below limit line.

LTE Band 7 / 10MHz / QPSK									
Channel	Frequency (MHz)	EIRP (dBm)	Limit (dBm)	Over Limit (dB)	SPA Reading (dBm)	S.G. Power (dBm)	TX Cable loss (dB)	TX Antenna Gain (dBi)	Polarization (H/V)
Highest	5130	-47.13	-25	-22.13	-41.37	-54.42	2.41	9.70	H
	7698	-45.30	-25	-20.30	-45.55	-54.85	2.37	11.92	H
	10260	-47.65	-25	-22.65	-48.75	-57.26	2.69	12.30	H
	12834	-52.03	-25	-27.03	-58.9	-61.94	2.89	12.80	H
									H
									H
	5130	-50.57	-25	-25.57	-43.74	-57.86	2.41	9.70	V
	7698	-47.20	-25	-22.20	-47.01	-56.75	2.37	11.92	V
	10260	-48.27	-25	-23.27	-49.35	-57.88	2.69	12.30	V
	12834	-53.79	-25	-28.79	-60.62	-63.7	2.89	12.80	V
									V
									V

Remark: Spurious emissions within 30-1000MHz were found more than 20dB below limit line.

LTE Band 7 / 15MHz / QPSK									
Channel	Frequency (MHz)	EIRP (dBm)	Limit (dBm)	Over Limit (dB)	SPA Reading (dBm)	S.G. Power (dBm)	TX Cable loss (dB)	TX Antenna Gain (dBi)	Polarization (H/V)
Middle	5070	-50.80	-25	-25.80	-44.72	-58.12	2.38	9.70	H
	7608	-44.08	-25	-19.08	-44.17	-53.55	2.39	11.86	H
	10134	-52.76	-25	-27.76	-54.34	-62.32	2.70	12.25	H
	12672	-52.69	-25	-27.69	-59.06	-62.45	2.85	12.61	H
									H
									H
	5070	-52.34	-25	-27.34	-45.17	-59.66	2.38	9.70	V
	7608	-47.55	-25	-22.55	-47.11	-57.02	2.39	11.86	V
	10134	-53.56	-25	-28.56	-54.63	-63.12	2.70	12.25	V
	12672	-55.47	-25	-30.47	-61.81	-65.23	2.85	12.61	V
									V
									V

Remark: Spurious emissions within 30-1000MHz were found more than 20dB below limit line.

LTE Band 7 / 20MHz / QPSK									
Channel	Frequency (MHz)	EIRP (dBm)	Limit (dBm)	Over Limit (dB)	SPA Reading (dBm)	S.G. Power (dBm)	TX Cable loss (dB)	TX Antenna Gain (dBi)	Polarization (H/V)
Middle	5070	-51.94	-25	-26.94	-44.92	-59.26	2.38	9.70	H
	7608	-48.64	-25	-23.64	-48.31	-58.11	2.39	11.86	H
	10134	-52.87	-25	-27.87	-53.68	-62.43	2.70	12.25	H
	12672	-53.12	-25	-28.12	-59.9	-62.88	2.85	12.61	H
									H
									H
	5070	-52.86	-25	-27.86	-44.9	-60.18	2.38	9.70	V
	7608	-48.75	-25	-23.75	-48.52	-58.22	2.39	11.86	V
	10134	-53.00	-25	-28.00	-54.4	-62.56	2.70	12.25	V
	12672	-54.52	-25	-29.52	-60.48	-64.28	2.85	12.61	V
									V
									V

Remark: Spurious emissions within 30-1000MHz were found more than 20dB below limit line.

LTE Band 17

LTE Band 17 / 5MHz / QPSK									
Channel	Frequency (MHz)	ERP (dBm)	Limit (dBm)	Over Limit (dB)	SPA Reading (dBm)	S.G. Power (dBm)	TX Cable loss (dB)	TX Antenna Gain (dBi)	Polarization (H/V)
Middle	1424	-61.81	-13	-48.81	-41.24	-63.61	0.88	4.83	H
	2128	-52.04	-13	-39.04	-34.05	-53.00	1.17	4.28	H
	2848	-69.52	-13	-56.52	-54.87	-71.65	1.40	5.68	H
									H
									H
									H
	1424	-62.97	-13	-49.97	-42.52	-64.77	0.88	4.83	V
	2128	-58.13	-13	-45.13	-40.67	-59.09	1.17	4.28	V
	2848	-69.46	-13	-56.46	-55.15	-71.59	1.40	5.68	V
									V
									V
									V

Remark: Spurious emissions within 30-1000MHz were found more than 20dB below limit line.

LTE Band 17 / 10MHz / QPSK									
Channel	Frequency (MHz)	ERP (dBm)	Limit (dBm)	Over Limit (dB)	SPA Reading (dBm)	S.G. Power (dBm)	TX Cable loss (dB)	TX Antenna Gain (dBi)	Polarization (H/V)
Middle	1416	-57.69	-13	-44.69	-36.99	-59.44	0.87	4.78	H
	2120	-51.08	-13	-38.08	-33.06	-52.02	1.17	4.26	H
	2832	-70.31	-13	-57.31	-55.58	-72.43	1.39	5.67	H
									H
									H
									H
	1416	-62.50	-13	-49.50	-41.91	-64.25	0.87	4.78	V
	2120	-56.64	-13	-43.64	-39.18	-57.58	1.17	4.26	V
	2832	-69.45	-13	-56.45	-55.07	-71.57	1.39	5.67	V
									V
									V
									V

Remark: Spurious emissions within 30-1000MHz were found more than 20dB below limit line.