LTE Band 41 / 5MHz / 16QAM

Lowest Band Edge / 1RB

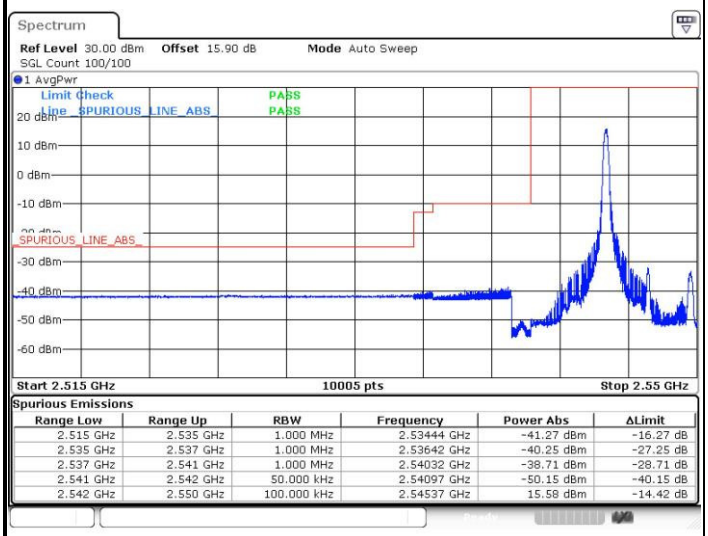

Spurious Emissions

Range Low	Range Up	RBW	Frequency	Power Abs	ΔLimit
2.515 GHz	2.535 GHz	1.000 MHz	2.53444 GHz	-41.27 dBm	-16.27 dB
2.535 GHz	2.537 GHz	1.000 MHz	2.53642 GHz	-40.25 dBm	-27.25 dB
2.537 GHz	2.541 GHz	1.000 MHz	2.54032 GHz	-38.71 dBm	-28.71 dB
2.541 GHz	2.542 GHz	50.000 kHz	2.54097 GHz	-50.15 dBm	-40.15 dB
2.542 GHz	2.550 GHz	100.000 kHz	2.54537 GHz	15.58 dBm	-14.42 dB

Date: 2.AUG.2016 23:15:59

Highest Band Edge / 1 RB

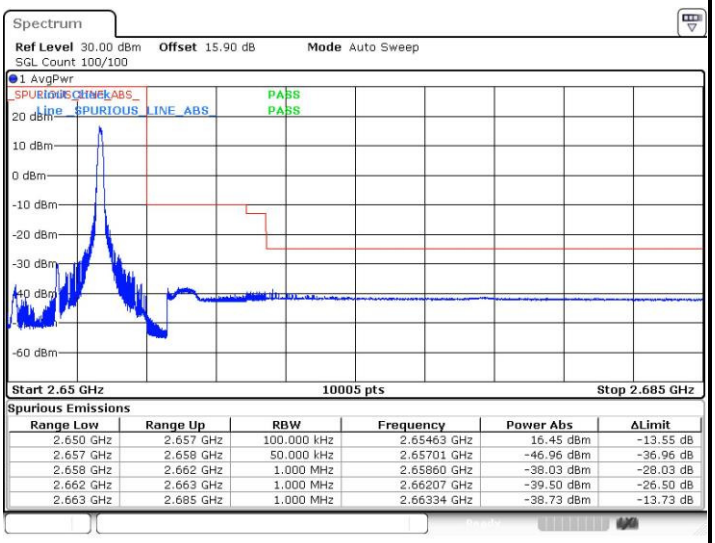

Spurious Emissions

Range Low	Range Up	RBW	Frequency	Power Abs	ΔLimit
2.650 GHz	2.657 GHz	100.000 kHz	2.65463 GHz	16.45 dBm	-13.55 dB
2.657 GHz	2.658 GHz	50.000 kHz	2.65701 GHz	-46.96 dBm	-36.96 dB
2.658 GHz	2.662 GHz	1.000 MHz	2.65860 GHz	-38.03 dBm	-28.03 dB
2.662 GHz	2.663 GHz	1.000 MHz	2.66207 GHz	-39.50 dBm	-26.50 dB
2.663 GHz	2.685 GHz	1.000 MHz	2.66334 GHz	-38.73 dBm	-13.73 dB

Date: 2.AUG.2016 23:24:47

Lowest Band Edge / Full RB

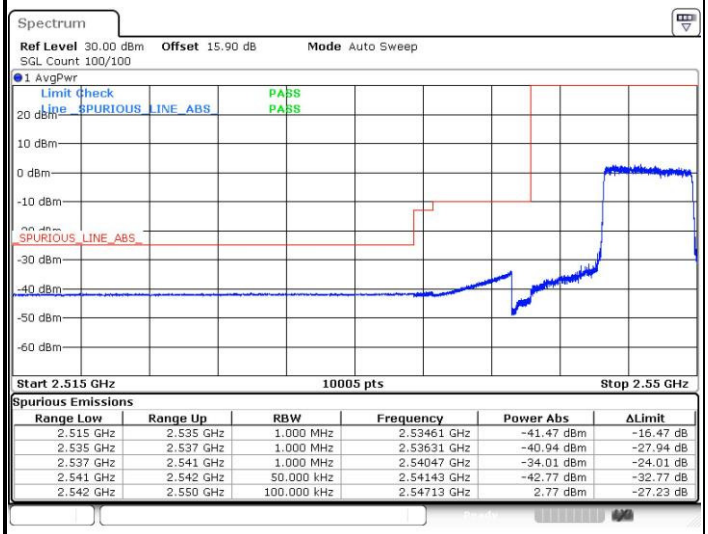

Spurious Emissions

Range Low	Range Up	RBW	Frequency	Power Abs	ΔLimit
2.515 GHz	2.535 GHz	1.000 MHz	2.53461 GHz	-41.47 dBm	-16.47 dB
2.535 GHz	2.537 GHz	1.000 MHz	2.53631 GHz	-40.94 dBm	-27.94 dB
2.537 GHz	2.541 GHz	1.000 MHz	2.54047 GHz	-34.01 dBm	-24.01 dB
2.541 GHz	2.542 GHz	50.000 kHz	2.54143 GHz	-42.77 dBm	-32.77 dB
2.542 GHz	2.550 GHz	100.000 kHz	2.54713 GHz	2.77 dBm	-27.23 dB

Date: 2.AUG.2016 23:18:24

Highest Band Edge / Full RB

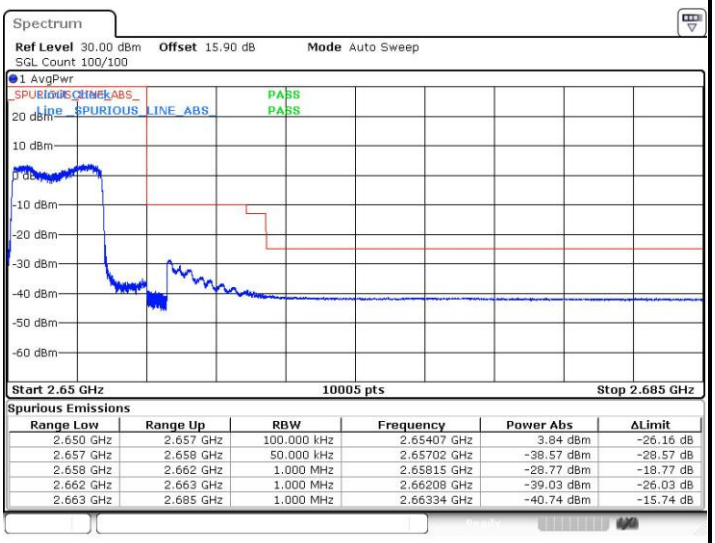

Spurious Emissions

Range Low	Range Up	RBW	Frequency	Power Abs	ΔLimit
2.650 GHz	2.657 GHz	100.000 kHz	2.65407 GHz	3.84 dBm	-26.16 dB
2.657 GHz	2.658 GHz	50.000 kHz	2.65702 GHz	-38.57 dBm	-28.57 dB
2.658 GHz	2.662 GHz	1.000 MHz	2.65815 GHz	-28.77 dBm	-18.77 dB
2.662 GHz	2.663 GHz	1.000 MHz	2.66208 GHz	-39.03 dBm	-26.03 dB
2.663 GHz	2.685 GHz	1.000 MHz	2.66334 GHz	-40.74 dBm	-15.74 dB

Date: 2.AUG.2016 23:27:07

LTE Band 41 / 10MHz / QPSK

Lowest Band Edge / 1 RB

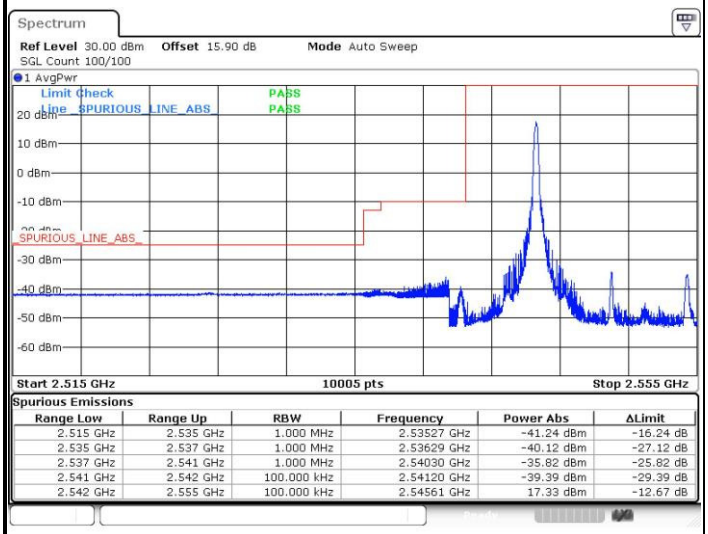

Spurious Emissions

Range Low	Range Up	RBW	Frequency	Power Abs	ΔLimit
2.515 GHz	2.535 GHz	1.000 MHz	2.53527 GHz	-41.24 dBm	-16.24 dB
2.535 GHz	2.537 GHz	1.000 MHz	2.53629 GHz	-40.12 dBm	-27.12 dB
2.537 GHz	2.541 GHz	1.000 MHz	2.54030 GHz	-35.82 dBm	-25.82 dB
2.541 GHz	2.542 GHz	100.000 kHz	2.54120 GHz	-39.39 dBm	-29.39 dB
2.542 GHz	2.555 GHz	100.000 kHz	2.54561 GHz	17.33 dBm	-12.67 dB

Date: 2.AUG.2016 23:30:50

Highest Band Edge / 1 RB

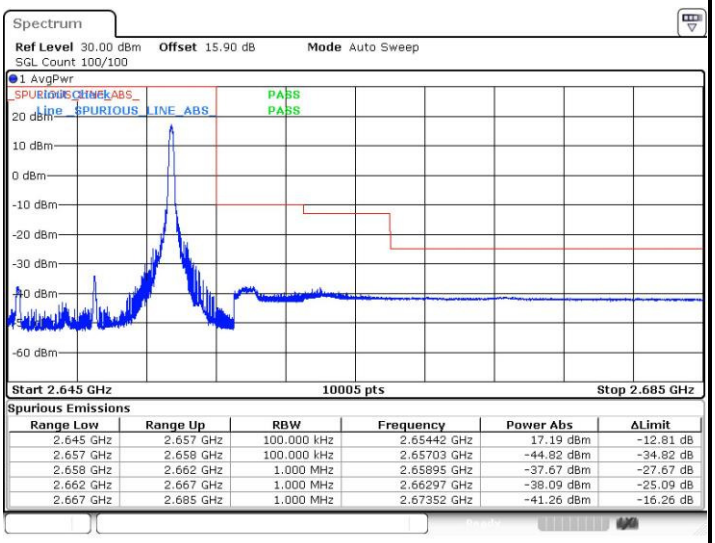

Spurious Emissions

Range Low	Range Up	RBW	Frequency	Power Abs	ΔLimit
2.645 GHz	2.657 GHz	100.000 kHz	2.65442 GHz	17.19 dBm	-12.81 dB
2.657 GHz	2.658 GHz	100.000 kHz	2.65703 GHz	-44.82 dBm	-34.82 dB
2.658 GHz	2.662 GHz	1.000 MHz	2.65895 GHz	-37.67 dBm	-27.67 dB
2.662 GHz	2.667 GHz	1.000 MHz	2.66297 GHz	-38.09 dBm	-25.09 dB
2.667 GHz	2.685 GHz	1.000 MHz	2.67352 GHz	-41.26 dBm	-16.26 dB

Date: 2.AUG.2016 23:39:40

Lowest Band Edge / Full RB

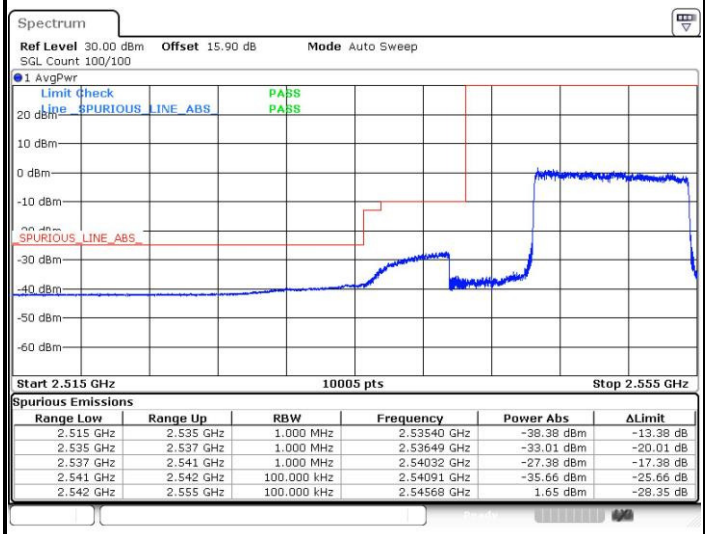

Spurious Emissions

Range Low	Range Up	RBW	Frequency	Power Abs	ΔLimit
2.515 GHz	2.535 GHz	1.000 MHz	2.53540 GHz	-38.38 dBm	-13.38 dB
2.535 GHz	2.537 GHz	1.000 MHz	2.53649 GHz	-33.01 dBm	-20.01 dB
2.537 GHz	2.541 GHz	1.000 MHz	2.54032 GHz	-27.38 dBm	-17.38 dB
2.541 GHz	2.542 GHz	100.000 kHz	2.54091 GHz	-35.66 dBm	-25.66 dB
2.542 GHz	2.555 GHz	100.000 kHz	2.54568 GHz	1.65 dBm	-28.35 dB

Date: 2.AUG.2016 23:33:14

Highest Band Edge / Full RB

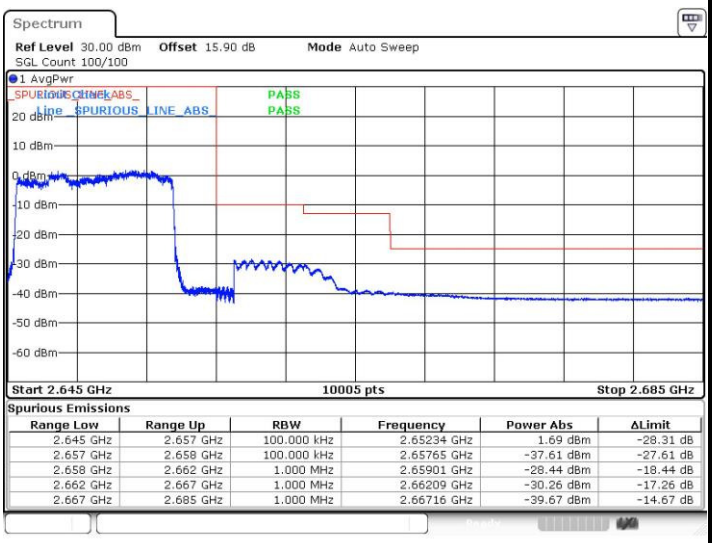

Spurious Emissions

Range Low	Range Up	RBW	Frequency	Power Abs	ΔLimit
2.645 GHz	2.657 GHz	100.000 kHz	2.65234 GHz	1.69 dBm	-28.31 dB
2.657 GHz	2.658 GHz	100.000 kHz	2.65765 GHz	-37.61 dBm	-27.61 dB
2.658 GHz	2.662 GHz	1.000 MHz	2.65901 GHz	-28.44 dBm	-18.44 dB
2.662 GHz	2.667 GHz	1.000 MHz	2.66209 GHz	-30.26 dBm	-17.26 dB
2.667 GHz	2.685 GHz	1.000 MHz	2.66716 GHz	-39.67 dBm	-14.67 dB

Date: 2.AUG.2016 23:42:00

LTE Band 41 / 10MHz / 16QAM

Lowest Band Edge / 1 RB

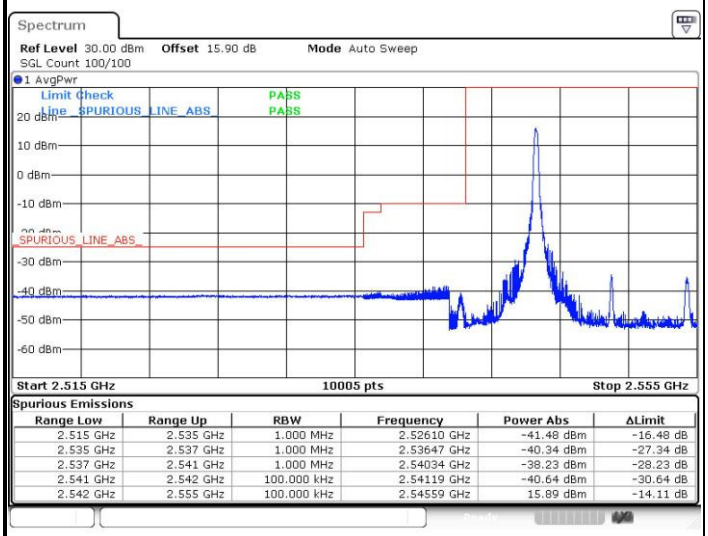

Spurious Emissions

Range Low	Range Up	RBW	Frequency	Power Abs	ΔLimit
2.515 GHz	2.535 GHz	1.000 MHz	2.52610 GHz	-41.48 dBm	-16.48 dB
2.535 GHz	2.537 GHz	1.000 MHz	2.53647 GHz	-40.34 dBm	-27.34 dB
2.537 GHz	2.541 GHz	1.000 MHz	2.54034 GHz	-38.23 dBm	-28.23 dB
2.541 GHz	2.542 GHz	100.000 kHz	2.54119 GHz	-40.64 dBm	-30.64 dB
2.542 GHz	2.555 GHz	100.000 kHz	2.54559 GHz	15.89 dBm	-14.11 dB

Date: 2.AUG.2016 23:32:02

Highest Band Edge / 1 RB

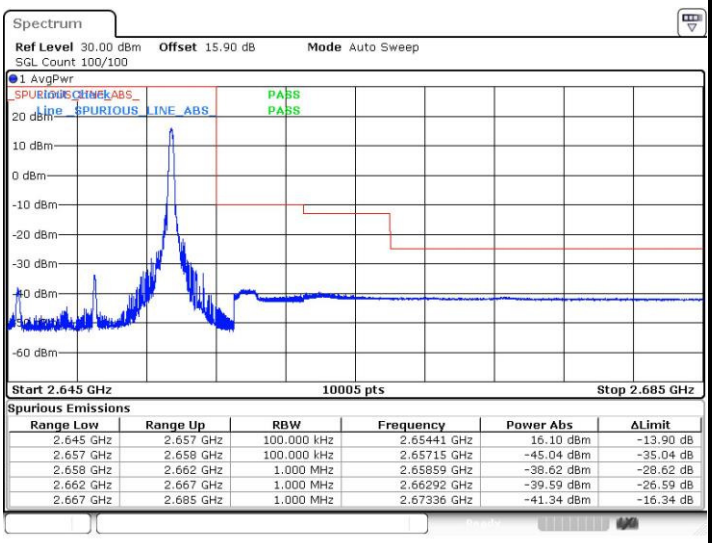

Spurious Emissions

Range Low	Range Up	RBW	Frequency	Power Abs	ΔLimit
2.645 GHz	2.657 GHz	100.000 kHz	2.65441 GHz	16.10 dBm	-13.90 dB
2.657 GHz	2.658 GHz	100.000 kHz	2.65715 GHz	-45.04 dBm	-35.04 dB
2.658 GHz	2.662 GHz	1.000 MHz	2.65859 GHz	-38.62 dBm	-28.62 dB
2.662 GHz	2.667 GHz	1.000 MHz	2.66292 GHz	-39.59 dBm	-26.59 dB
2.667 GHz	2.685 GHz	1.000 MHz	2.67336 GHz	-41.34 dBm	-16.34 dB

Date: 2.AUG.2016 23:40:49

Lowest Band Edge / Full RB

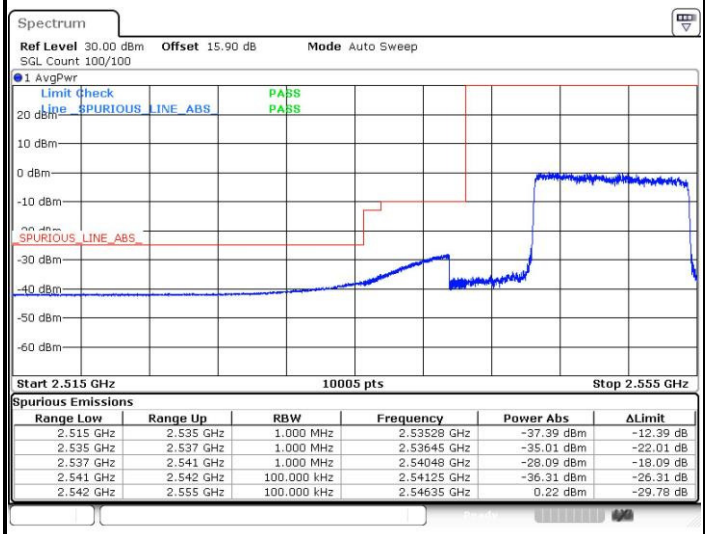

Spurious Emissions

Range Low	Range Up	RBW	Frequency	Power Abs	ΔLimit
2.515 GHz	2.535 GHz	1.000 MHz	2.53528 GHz	-37.39 dBm	-12.39 dB
2.535 GHz	2.537 GHz	1.000 MHz	2.53645 GHz	-35.01 dBm	-22.01 dB
2.537 GHz	2.541 GHz	1.000 MHz	2.54048 GHz	-28.09 dBm	-18.09 dB
2.541 GHz	2.542 GHz	100.000 kHz	2.54125 GHz	-36.31 dBm	-26.31 dB
2.542 GHz	2.555 GHz	100.000 kHz	2.54635 GHz	0.22 dBm	-29.78 dB

Date: 2.AUG.2016 23:34:26

Highest Band Edge / Full RB

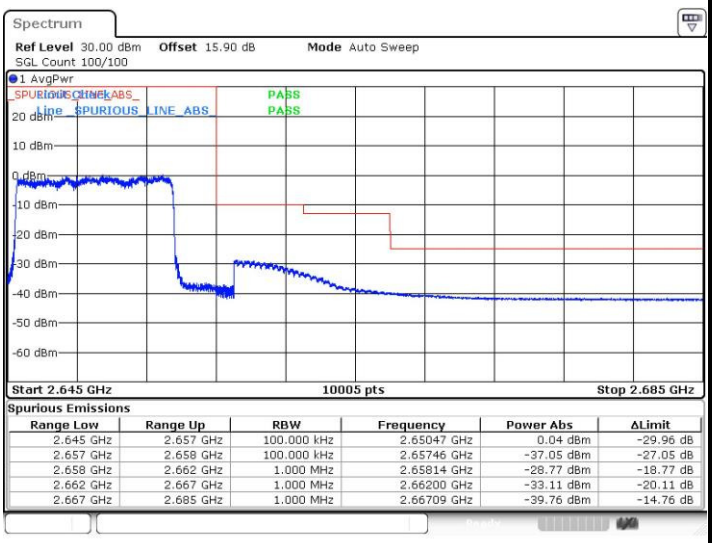

Spurious Emissions

Range Low	Range Up	RBW	Frequency	Power Abs	ΔLimit
2.645 GHz	2.657 GHz	100.000 kHz	2.65047 GHz	0.04 dBm	-29.96 dB
2.657 GHz	2.658 GHz	100.000 kHz	2.65746 GHz	-37.05 dBm	-27.05 dB
2.658 GHz	2.662 GHz	1.000 MHz	2.65814 GHz	-28.77 dBm	-18.77 dB
2.662 GHz	2.667 GHz	1.000 MHz	2.66200 GHz	-33.11 dBm	-20.11 dB
2.667 GHz	2.685 GHz	1.000 MHz	2.66709 GHz	-39.76 dBm	-14.76 dB

Date: 2.AUG.2016 23:43:10

LTE Band 41 / 15MHz / QPSK

Lowest Band Edge / 1 RB

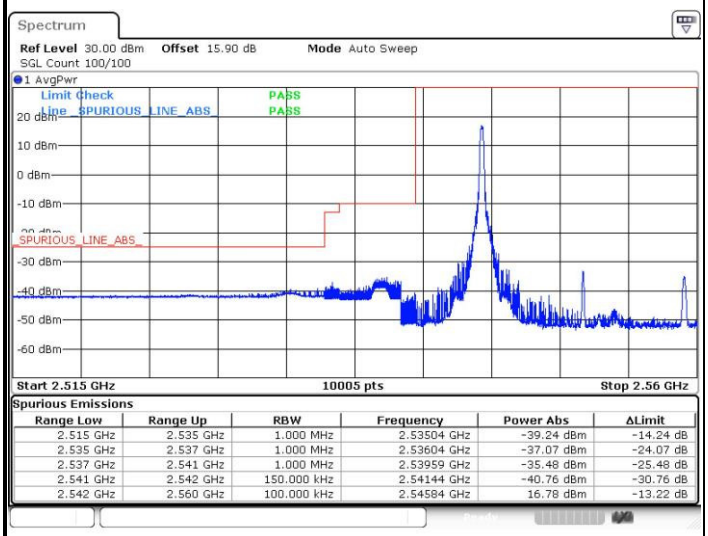

Spurious Emissions

Range Low	Range Up	RBW	Frequency	Power Abs	ΔLimit
2.515 GHz	2.535 GHz	1.000 MHz	2.53504 GHz	-39.24 dBm	-14.24 dB
2.535 GHz	2.537 GHz	1.000 MHz	2.53604 GHz	-37.07 dBm	-24.07 dB
2.537 GHz	2.541 GHz	1.000 MHz	2.53959 GHz	-35.48 dBm	-25.48 dB
2.541 GHz	2.542 GHz	150.000 kHz	2.54144 GHz	-40.76 dBm	-30.76 dB
2.542 GHz	2.560 GHz	100.000 kHz	2.54584 GHz	16.78 dBm	-13.22 dB

Date: 3.AUG.2016 00:03:49

Highest Band Edge / 1 RB

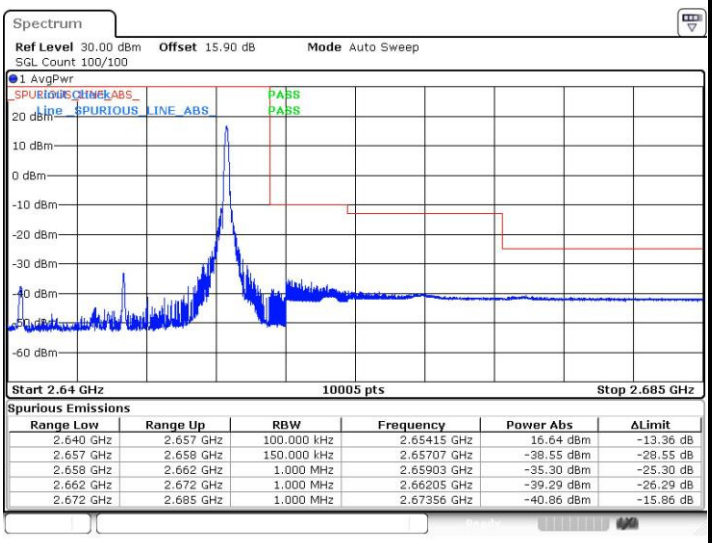

Spurious Emissions

Range Low	Range Up	RBW	Frequency	Power Abs	ΔLimit
2.640 GHz	2.657 GHz	100.000 kHz	2.65415 GHz	16.64 dBm	-13.36 dB
2.657 GHz	2.658 GHz	150.000 kHz	2.65707 GHz	-38.55 dBm	-28.55 dB
2.658 GHz	2.662 GHz	1.000 MHz	2.65903 GHz	-35.30 dBm	-25.30 dB
2.662 GHz	2.672 GHz	1.000 MHz	2.66205 GHz	-39.29 dBm	-26.29 dB
2.672 GHz	2.685 GHz	1.000 MHz	2.67356 GHz	-40.86 dBm	-15.86 dB

Date: 3.AUG.2016 00:12:40

Lowest Band Edge / Full RB

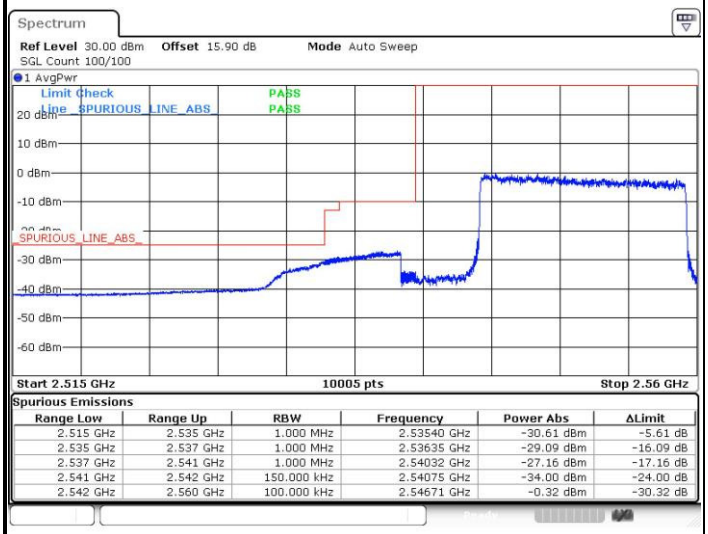

Spurious Emissions

Range Low	Range Up	RBW	Frequency	Power Abs	ΔLimit
2.515 GHz	2.535 GHz	1.000 MHz	2.53540 GHz	-30.61 dBm	-5.61 dB
2.535 GHz	2.537 GHz	1.000 MHz	2.53635 GHz	-29.09 dBm	-16.09 dB
2.537 GHz	2.541 GHz	1.000 MHz	2.54032 GHz	-27.16 dBm	-17.16 dB
2.541 GHz	2.542 GHz	150.000 kHz	2.54075 GHz	-34.00 dBm	-24.00 dB
2.542 GHz	2.560 GHz	100.000 kHz	2.54671 GHz	-0.32 dBm	-30.32 dB

Date: 3.AUG.2016 00:06:13

Highest Band Edge / Full RB

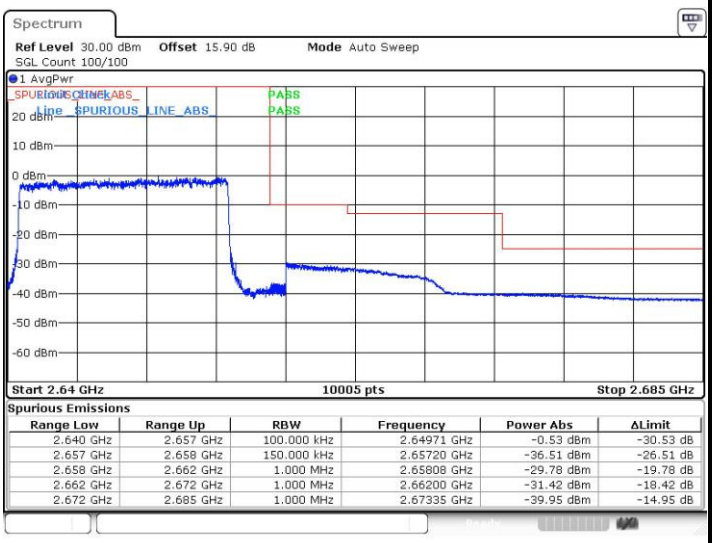

Spurious Emissions

Range Low	Range Up	RBW	Frequency	Power Abs	ΔLimit
2.640 GHz	2.657 GHz	100.000 kHz	2.64971 GHz	-0.53 dBm	-30.53 dB
2.657 GHz	2.658 GHz	150.000 kHz	2.65720 GHz	-36.51 dBm	-26.51 dB
2.658 GHz	2.662 GHz	1.000 MHz	2.65808 GHz	-29.78 dBm	-19.78 dB
2.662 GHz	2.672 GHz	1.000 MHz	2.66200 GHz	-31.42 dBm	-18.42 dB
2.672 GHz	2.685 GHz	1.000 MHz	2.67335 GHz	-39.95 dBm	-14.95 dB

Date: 3.AUG.2016 00:14:59

LTE Band 41 / 15MHz / 16QAM

Lowest Band Edge / 1 RB

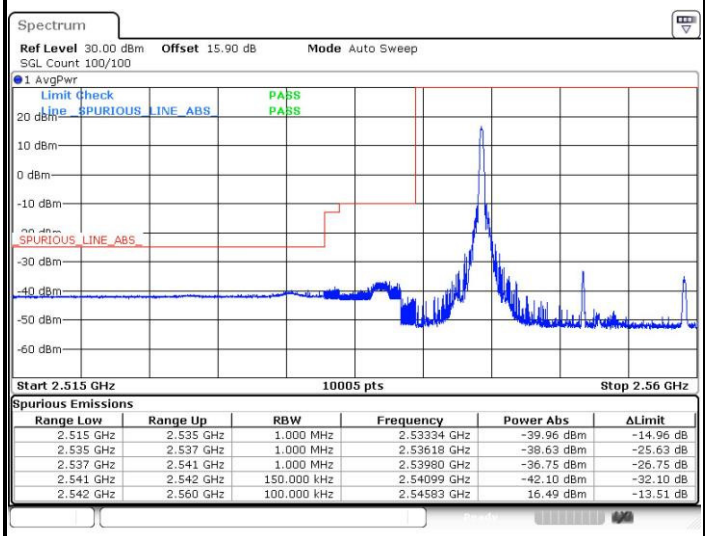

Spurious Emissions

Range Low	Range Up	RBW	Frequency	Power Abs	ΔLimit
2.515 GHz	2.535 GHz	1.000 MHz	2.53334 GHz	-39.96 dBm	-14.96 dB
2.535 GHz	2.537 GHz	1.000 MHz	2.53618 GHz	-38.63 dBm	-25.63 dB
2.537 GHz	2.541 GHz	1.000 MHz	2.53980 GHz	-36.75 dBm	-26.75 dB
2.541 GHz	2.542 GHz	150.000 kHz	2.54099 GHz	-42.10 dBm	-32.10 dB
2.542 GHz	2.560 GHz	100.000 kHz	2.54583 GHz	16.49 dBm	-13.51 dB

Date: 3.AUG.2016 00:05:01

Highest Band Edge / 1 RB

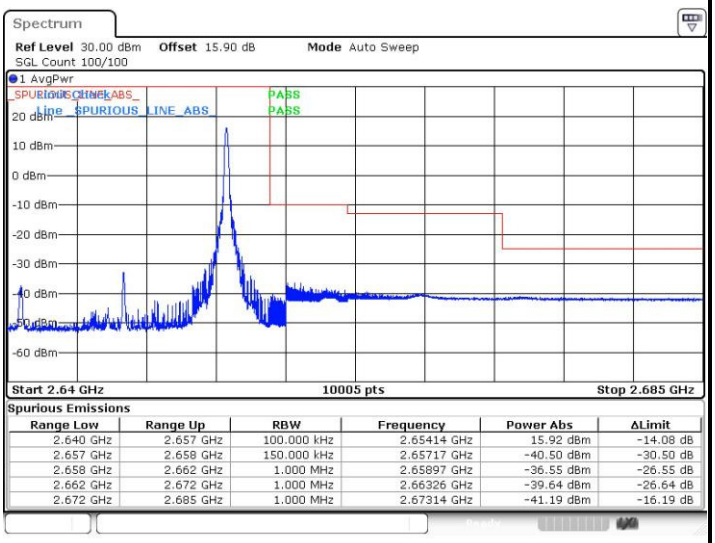

Spurious Emissions

Range Low	Range Up	RBW	Frequency	Power Abs	ΔLimit
2.640 GHz	2.657 GHz	100.000 kHz	2.65414 GHz	15.92 dBm	-14.08 dB
2.657 GHz	2.658 GHz	150.000 kHz	2.65717 GHz	-40.50 dBm	-30.50 dB
2.658 GHz	2.662 GHz	1.000 MHz	2.65897 GHz	-36.55 dBm	-26.55 dB
2.662 GHz	2.672 GHz	1.000 MHz	2.66326 GHz	-39.64 dBm	-26.64 dB
2.672 GHz	2.685 GHz	1.000 MHz	2.67314 GHz	-41.19 dBm	-16.19 dB

Date: 3.AUG.2016 00:13:49

Lowest Band Edge / Full RB

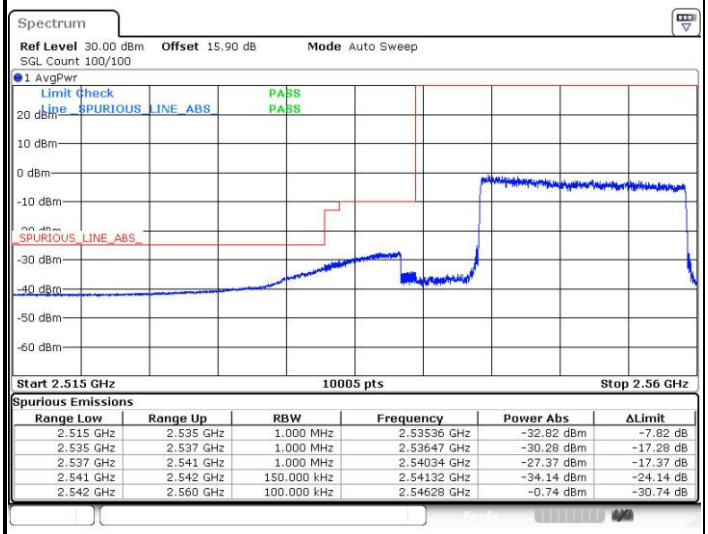

Spurious Emissions

Range Low	Range Up	RBW	Frequency	Power Abs	ΔLimit
2.515 GHz	2.535 GHz	1.000 MHz	2.53536 GHz	-32.82 dBm	-7.82 dB
2.535 GHz	2.537 GHz	1.000 MHz	2.53647 GHz	-30.28 dBm	-17.28 dB
2.537 GHz	2.541 GHz	1.000 MHz	2.54034 GHz	-27.37 dBm	-17.37 dB
2.541 GHz	2.542 GHz	150.000 kHz	2.54132 GHz	-34.14 dBm	-24.14 dB
2.542 GHz	2.560 GHz	100.000 kHz	2.54628 GHz	-0.74 dBm	-30.74 dB

Date: 3.AUG.2016 00:07:25

Highest Band Edge / Full RB

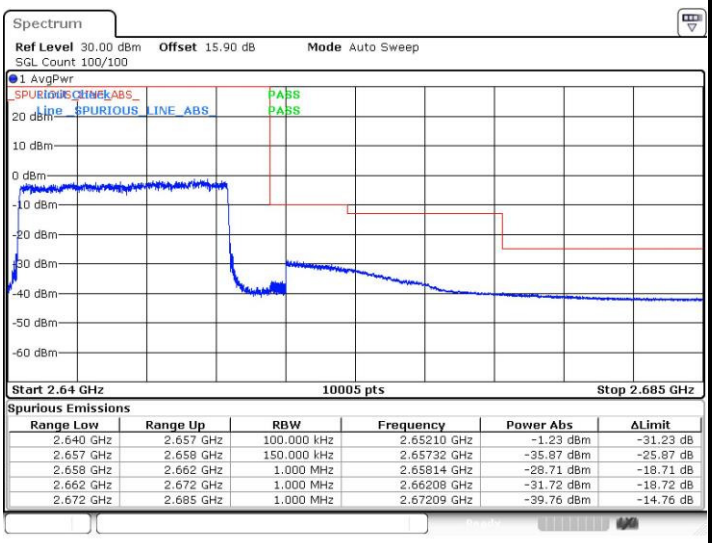

Spurious Emissions

Range Low	Range Up	RBW	Frequency	Power Abs	ΔLimit
2.640 GHz	2.657 GHz	100.000 kHz	2.65210 GHz	-1.23 dBm	-31.23 dB
2.657 GHz	2.658 GHz	150.000 kHz	2.65732 GHz	-35.87 dBm	-25.87 dB
2.658 GHz	2.662 GHz	1.000 MHz	2.65814 GHz	-28.71 dBm	-18.71 dB
2.662 GHz	2.672 GHz	1.000 MHz	2.66208 GHz	-31.72 dBm	-18.72 dB
2.672 GHz	2.685 GHz	1.000 MHz	2.67209 GHz	-39.76 dBm	-14.76 dB

Date: 3.AUG.2016 00:16:09

LTE Band 41 / 20MHz / QPSK

Lowest Band Edge / 1 RB

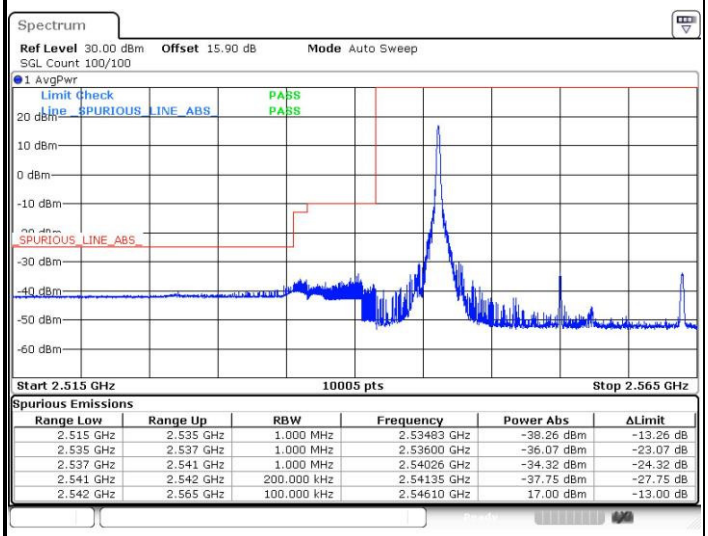

Spurious Emissions

Range Low	Range Up	RBW	Frequency	Power Abs	ΔLimit
2.515 GHz	2.535 GHz	1.000 MHz	2.53483 GHz	-38.26 dBm	-13.26 dB
2.535 GHz	2.537 GHz	1.000 MHz	2.53600 GHz	-36.07 dBm	-23.07 dB
2.537 GHz	2.541 GHz	1.000 MHz	2.54026 GHz	-34.32 dBm	-24.32 dB
2.541 GHz	2.542 GHz	200.000 kHz	2.54135 GHz	-37.75 dBm	-27.75 dB
2.542 GHz	2.565 GHz	100.000 kHz	2.54610 GHz	17.00 dBm	-13.00 dB

Date: 3.AUG.2016 00:20:00

Highest Band Edge / 1 RB

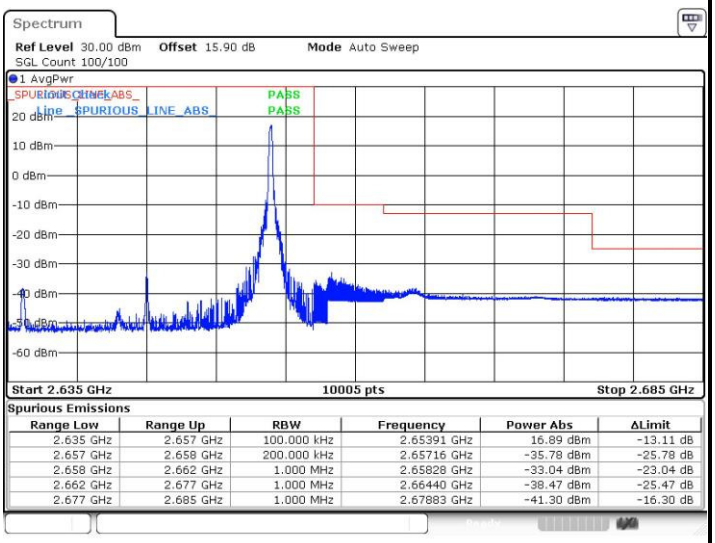

Spurious Emissions

Range Low	Range Up	RBW	Frequency	Power Abs	ΔLimit
2.635 GHz	2.657 GHz	100.000 kHz	2.65391 GHz	16.89 dBm	-13.11 dB
2.657 GHz	2.658 GHz	200.000 kHz	2.65716 GHz	-35.78 dBm	-25.78 dB
2.658 GHz	2.662 GHz	1.000 MHz	2.65828 GHz	-33.04 dBm	-23.04 dB
2.662 GHz	2.677 GHz	1.000 MHz	2.66440 GHz	-38.47 dBm	-25.47 dB
2.677 GHz	2.685 GHz	1.000 MHz	2.67883 GHz	-41.30 dBm	-16.30 dB

Date: 3.AUG.2016 00:28:47

Lowest Band Edge / Full RB

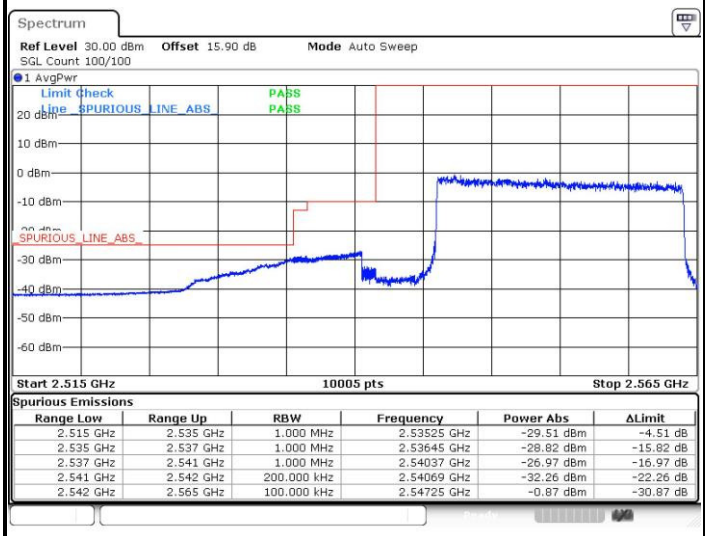

Spurious Emissions

Range Low	Range Up	RBW	Frequency	Power Abs	ΔLimit
2.515 GHz	2.535 GHz	1.000 MHz	2.53525 GHz	-29.51 dBm	-4.51 dB
2.535 GHz	2.537 GHz	1.000 MHz	2.53645 GHz	-28.82 dBm	-15.82 dB
2.537 GHz	2.541 GHz	1.000 MHz	2.54037 GHz	-26.97 dBm	-16.97 dB
2.541 GHz	2.542 GHz	200.000 kHz	2.54069 GHz	-32.26 dBm	-22.26 dB
2.542 GHz	2.565 GHz	100.000 kHz	2.54725 GHz	-0.87 dBm	-30.87 dB

Date: 3.AUG.2016 00:22:23

Highest Band Edge / Full RB

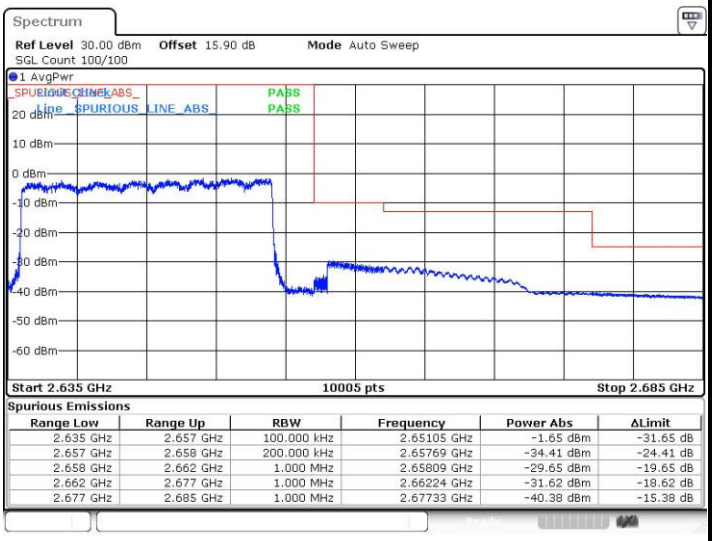

Spurious Emissions

Range Low	Range Up	RBW	Frequency	Power Abs	ΔLimit
2.635 GHz	2.657 GHz	100.000 kHz	2.65105 GHz	-1.65 dBm	-31.65 dB
2.657 GHz	2.658 GHz	200.000 kHz	2.65769 GHz	-34.41 dBm	-24.41 dB
2.658 GHz	2.662 GHz	1.000 MHz	2.65809 GHz	-29.65 dBm	-19.65 dB
2.662 GHz	2.677 GHz	1.000 MHz	2.66224 GHz	-31.62 dBm	-18.62 dB
2.677 GHz	2.685 GHz	1.000 MHz	2.67733 GHz	-40.38 dBm	-15.38 dB

Date: 3.AUG.2016 00:32:17

LTE Band 41 / 20MHz / 16QAM

Lowest Band Edge / 1 RB

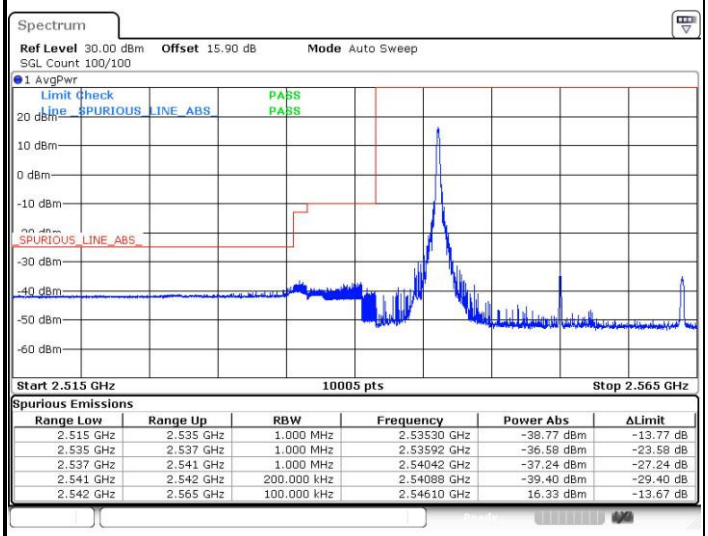

Spurious Emissions

Range Low	Range Up	RBW	Frequency	Power Abs	ΔLimit
2.515 GHz	2.535 GHz	1.000 MHz	2.53530 GHz	-38.77 dBm	-13.77 dB
2.535 GHz	2.537 GHz	1.000 MHz	2.53592 GHz	-36.58 dBm	-23.58 dB
2.537 GHz	2.541 GHz	1.000 MHz	2.54042 GHz	-37.24 dBm	-27.24 dB
2.541 GHz	2.542 GHz	200.000 kHz	2.54088 GHz	-39.40 dBm	-29.40 dB
2.542 GHz	2.565 GHz	100.000 kHz	2.54610 GHz	16.33 dBm	-13.67 dB

Date: 3.AUG.2016 00:21:12

Highest Band Edge / 1 RB

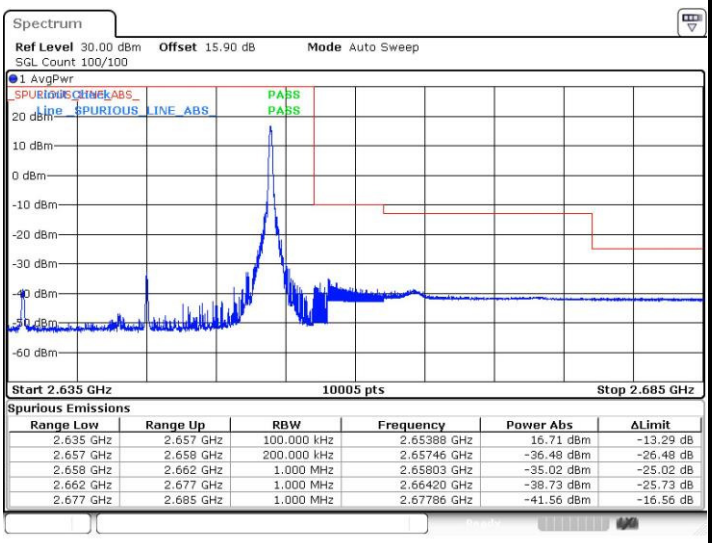

Spurious Emissions

Range Low	Range Up	RBW	Frequency	Power Abs	ΔLimit
2.635 GHz	2.657 GHz	100.000 kHz	2.65388 GHz	16.71 dBm	-13.29 dB
2.657 GHz	2.658 GHz	200.000 kHz	2.65746 GHz	-36.48 dBm	-26.48 dB
2.658 GHz	2.662 GHz	1.000 MHz	2.65803 GHz	-35.02 dBm	-25.02 dB
2.662 GHz	2.677 GHz	1.000 MHz	2.66420 GHz	-38.73 dBm	-25.73 dB
2.677 GHz	2.685 GHz	1.000 MHz	2.67786 GHz	-41.56 dBm	-16.56 dB

Date: 3.AUG.2016 00:29:57

Lowest Band Edge / Full RB

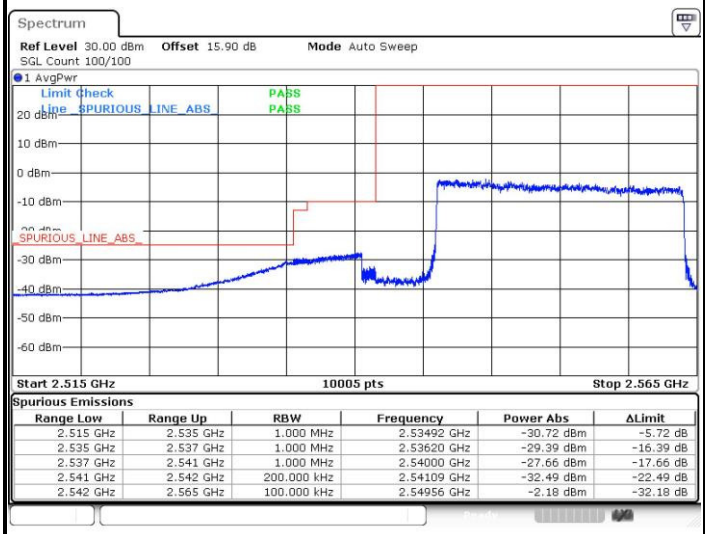

Spurious Emissions

Range Low	Range Up	RBW	Frequency	Power Abs	ΔLimit
2.515 GHz	2.535 GHz	1.000 MHz	2.53492 GHz	-30.72 dBm	-5.72 dB
2.535 GHz	2.537 GHz	1.000 MHz	2.53620 GHz	-29.39 dBm	-16.39 dB
2.537 GHz	2.541 GHz	1.000 MHz	2.54000 GHz	-27.66 dBm	-17.66 dB
2.541 GHz	2.542 GHz	200.000 kHz	2.54109 GHz	-32.49 dBm	-22.49 dB
2.542 GHz	2.565 GHz	100.000 kHz	2.54956 GHz	-2.18 dBm	-32.18 dB

Date: 3.AUG.2016 00:23:35

Highest Band Edge / Full RB

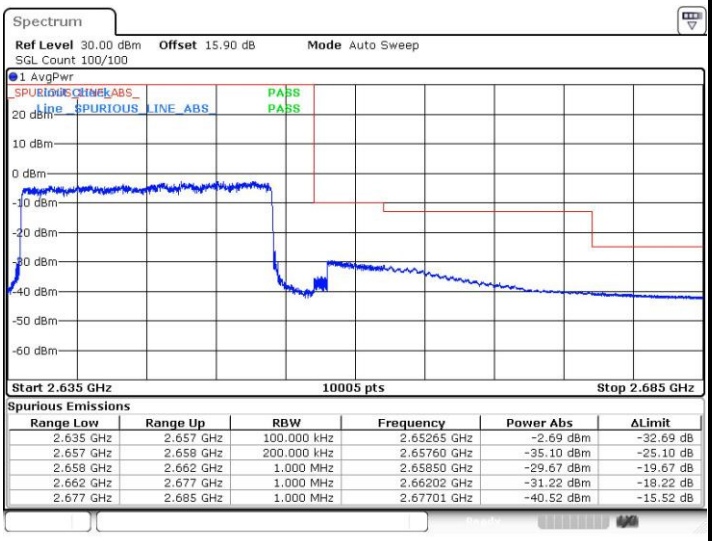

Spurious Emissions

Range Low	Range Up	RBW	Frequency	Power Abs	ΔLimit
2.635 GHz	2.657 GHz	100.000 kHz	2.65265 GHz	-2.69 dBm	-32.69 dB
2.657 GHz	2.658 GHz	200.000 kHz	2.65760 GHz	-35.10 dBm	-25.10 dB
2.658 GHz	2.662 GHz	1.000 MHz	2.65850 GHz	-29.67 dBm	-19.67 dB
2.662 GHz	2.677 GHz	1.000 MHz	2.66202 GHz	-31.22 dBm	-18.22 dB
2.677 GHz	2.685 GHz	1.000 MHz	2.67701 GHz	-40.52 dBm	-15.52 dB

Date: 3.AUG.2016 00:31:07

Conducted Spurious Emission

LTE Band 41 / 5MHz

Lowest Channel / QPSK

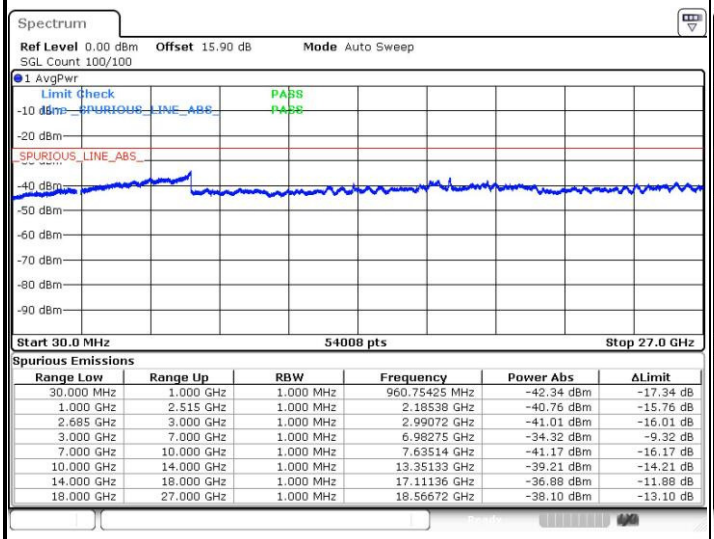

Spurious Emissions

Range Low	Range Up	RBW	Frequency	Power Abs	ΔLimit
30.000 MHz	1.000 GHz	1.000 MHz	960.75425 MHz	-42.34 dBm	-17.34 dB
1.000 GHz	2.515 GHz	1.000 MHz	2.18538 GHz	-40.76 dBm	-15.76 dB
2.685 GHz	3.000 GHz	1.000 MHz	2.99072 GHz	-41.01 dBm	-16.01 dB
3.000 GHz	7.000 GHz	1.000 MHz	6.98275 GHz	-34.32 dBm	-9.32 dB
7.000 GHz	10.000 GHz	1.000 MHz	7.63514 GHz	-41.17 dBm	-16.17 dB
10.000 GHz	14.000 GHz	1.000 MHz	13.35133 GHz	-39.21 dBm	-14.21 dB
14.000 GHz	18.000 GHz	1.000 MHz	17.11136 GHz	-36.88 dBm	-11.88 dB
18.000 GHz	27.000 GHz	1.000 MHz	18.56672 GHz	-38.10 dBm	-13.10 dB

Date: 2.AUG.2016 23:19:24

Lowest Channel / 16QAM

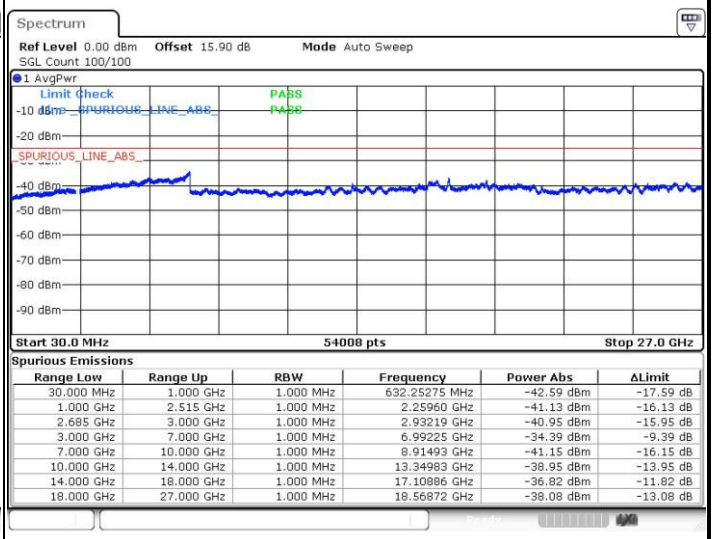

Spurious Emissions

Range Low	Range Up	RBW	Frequency	Power Abs	ΔLimit
30.000 MHz	1.000 GHz	1.000 MHz	632.25275 MHz	-42.59 dBm	-17.59 dB
1.000 GHz	2.515 GHz	1.000 MHz	2.25960 GHz	-41.13 dBm	-16.13 dB
2.685 GHz	3.000 GHz	1.000 MHz	2.93219 GHz	-40.95 dBm	-15.95 dB
3.000 GHz	7.000 GHz	1.000 MHz	6.99225 GHz	-34.39 dBm	-9.39 dB
7.000 GHz	10.000 GHz	1.000 MHz	8.91493 GHz	-41.15 dBm	-16.15 dB
10.000 GHz	14.000 GHz	1.000 MHz	13.34983 GHz	-38.95 dBm	-13.95 dB
14.000 GHz	18.000 GHz	1.000 MHz	17.10886 GHz	-36.82 dBm	-11.82 dB
18.000 GHz	27.000 GHz	1.000 MHz	18.56872 GHz	-38.08 dBm	-13.08 dB

Date: 2.AUG.2016 23:20:25

Middle Channel / QPSK

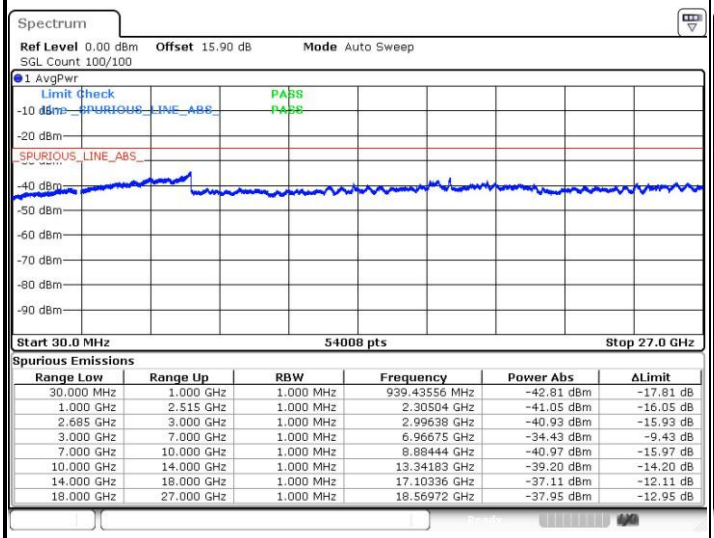

Spurious Emissions

Range Low	Range Up	RBW	Frequency	Power Abs	ΔLimit
30.000 MHz	1.000 GHz	1.000 MHz	939.43556 MHz	-42.81 dBm	-17.81 dB
1.000 GHz	2.515 GHz	1.000 MHz	2.30504 GHz	-41.05 dBm	-16.05 dB
2.685 GHz	3.000 GHz	1.000 MHz	2.99638 GHz	-40.93 dBm	-15.93 dB
3.000 GHz	7.000 GHz	1.000 MHz	6.96675 GHz	-34.43 dBm	-9.43 dB
7.000 GHz	10.000 GHz	1.000 MHz	8.88444 GHz	-40.97 dBm	-15.97 dB
10.000 GHz	14.000 GHz	1.000 MHz	13.34183 GHz	-39.20 dBm	-14.20 dB
14.000 GHz	18.000 GHz	1.000 MHz	17.10336 GHz	-37.11 dBm	-12.11 dB
18.000 GHz	27.000 GHz	1.000 MHz	18.56972 GHz	-37.95 dBm	-12.95 dB

Date: 2.AUG.2016 23:21:25

Middle Channel / 16QAM

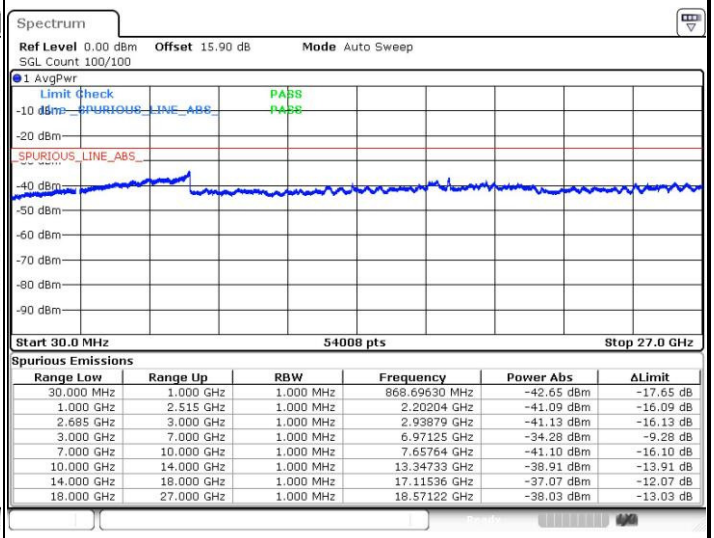

Spurious Emissions

Range Low	Range Up	RBW	Frequency	Power Abs	ΔLimit
30.000 MHz	1.000 GHz	1.000 MHz	868.69630 MHz	-42.65 dBm	-17.65 dB
1.000 GHz	2.515 GHz	1.000 MHz	2.20204 GHz	-41.09 dBm	-16.09 dB
2.685 GHz	3.000 GHz	1.000 MHz	2.93879 GHz	-41.13 dBm	-16.13 dB
3.000 GHz	7.000 GHz	1.000 MHz	6.97125 GHz	-34.28 dBm	-9.28 dB
7.000 GHz	10.000 GHz	1.000 MHz	7.65764 GHz	-41.10 dBm	-16.10 dB
10.000 GHz	14.000 GHz	1.000 MHz	13.34733 GHz	-38.91 dBm	-13.91 dB
14.000 GHz	18.000 GHz	1.000 MHz	17.11536 GHz	-37.07 dBm	-12.07 dB
18.000 GHz	27.000 GHz	1.000 MHz	18.57122 GHz	-38.03 dBm	-13.03 dB

Date: 2.AUG.2016 23:22:26

LTE Band 41 / 5MHz

Highest Channel / QPSK

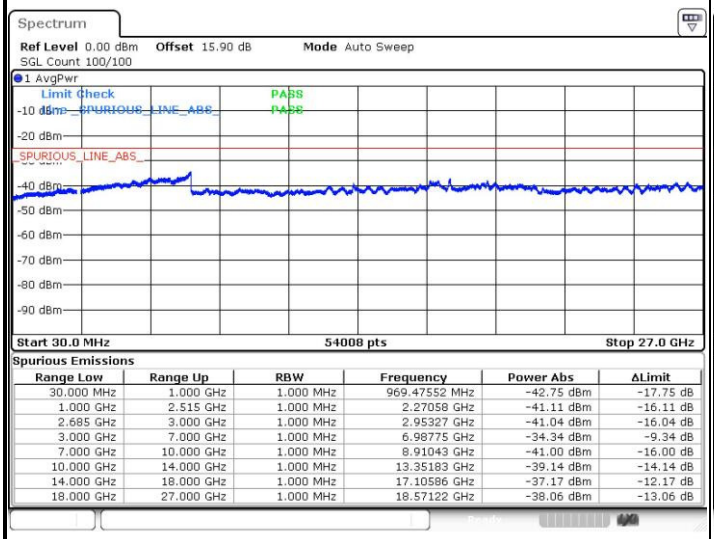

Spurious Emissions

Range Low	Range Up	RBW	Frequency	Power Abs	ΔLimit
30.000 MHz	1.000 GHz	1.000 MHz	969.47552 MHz	-42.75 dBm	-17.75 dB
1.000 GHz	2.515 GHz	1.000 MHz	2.27058 GHz	-41.11 dBm	-16.11 dB
2.685 GHz	3.000 GHz	1.000 MHz	2.95327 GHz	-41.04 dBm	-16.04 dB
3.000 GHz	7.000 GHz	1.000 MHz	6.98775 GHz	-34.34 dBm	-9.34 dB
7.000 GHz	10.000 GHz	1.000 MHz	8.91043 GHz	-41.00 dBm	-16.00 dB
10.000 GHz	14.000 GHz	1.000 MHz	13.35183 GHz	-39.14 dBm	-14.14 dB
14.000 GHz	18.000 GHz	1.000 MHz	17.10586 GHz	-37.17 dBm	-12.17 dB
18.000 GHz	27.000 GHz	1.000 MHz	18.57122 GHz	-38.06 dBm	-13.06 dB

Date: 2.AUG.2016 23:28:07

Highest Channel / 16QAM

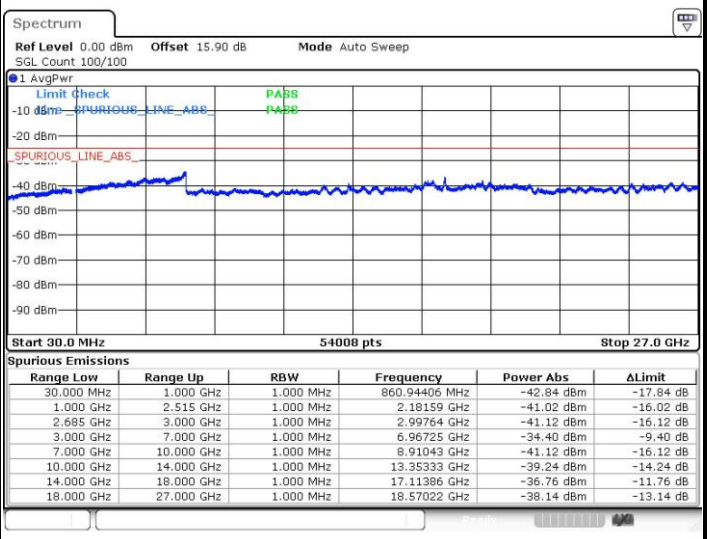

Spurious Emissions

Range Low	Range Up	RBW	Frequency	Power Abs	ΔLimit
30.000 MHz	1.000 GHz	1.000 MHz	860.94406 MHz	-42.84 dBm	-17.84 dB
1.000 GHz	2.515 GHz	1.000 MHz	2.18159 GHz	-41.02 dBm	-16.02 dB
2.685 GHz	3.000 GHz	1.000 MHz	2.99764 GHz	-41.12 dBm	-16.12 dB
3.000 GHz	7.000 GHz	1.000 MHz	6.96725 GHz	-34.40 dBm	-9.40 dB
7.000 GHz	10.000 GHz	1.000 MHz	8.91043 GHz	-41.12 dBm	-16.12 dB
10.000 GHz	14.000 GHz	1.000 MHz	13.35333 GHz	-39.24 dBm	-14.24 dB
14.000 GHz	18.000 GHz	1.000 MHz	17.11386 GHz	-36.76 dBm	-11.76 dB
18.000 GHz	27.000 GHz	1.000 MHz	18.57022 GHz	-38.14 dBm	-13.14 dB

Date: 2.AUG.2016 23:29:08

LTE Band 41 / 10MHz

Lowest Channel / QPSK

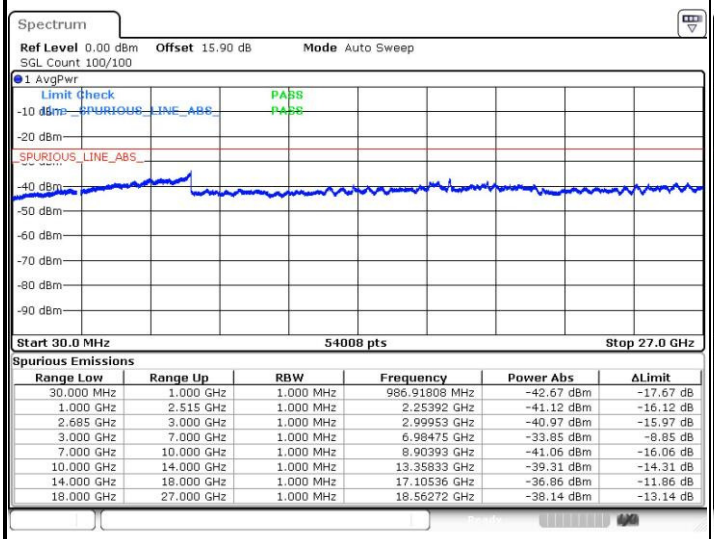

Spurious Emissions

Range Low	Range Up	RBW	Frequency	Power Abs	ΔLimit
30.000 MHz	1.000 GHz	1.000 MHz	986.91808 MHz	-42.67 dBm	-17.67 dB
1.000 GHz	2.515 GHz	1.000 MHz	2.25392 GHz	-41.12 dBm	-16.12 dB
2.685 GHz	3.000 GHz	1.000 MHz	2.99953 GHz	-40.97 dBm	-15.97 dB
3.000 GHz	7.000 GHz	1.000 MHz	6.98475 GHz	-33.85 dBm	-8.85 dB
7.000 GHz	10.000 GHz	1.000 MHz	8.90393 GHz	-41.06 dBm	-16.06 dB
10.000 GHz	14.000 GHz	1.000 MHz	13.35833 GHz	-39.31 dBm	-14.31 dB
14.000 GHz	18.000 GHz	1.000 MHz	17.10536 GHz	-36.86 dBm	-11.86 dB
18.000 GHz	27.000 GHz	1.000 MHz	18.56272 GHz	-38.14 dBm	-13.14 dB

Date: 2.AUG.2016 23:35:27

Lowest Channel / 16QAM

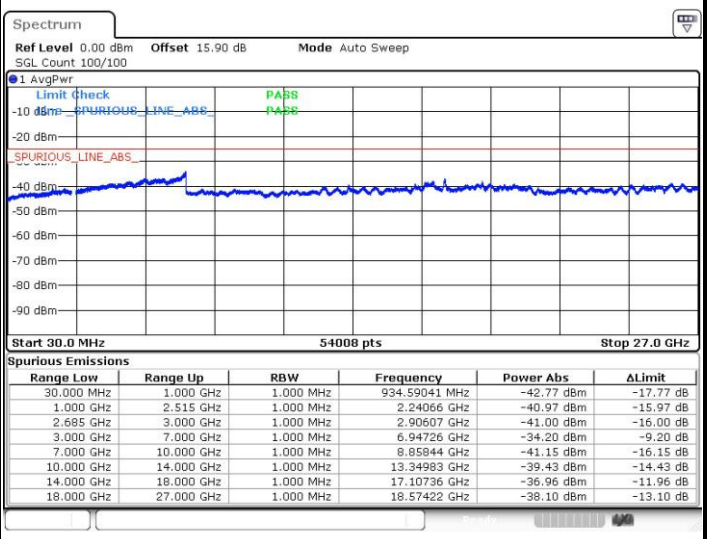

Spurious Emissions

Range Low	Range Up	RBW	Frequency	Power Abs	ΔLimit
30.000 MHz	1.000 GHz	1.000 MHz	934.59041 MHz	-42.77 dBm	-17.77 dB
1.000 GHz	2.515 GHz	1.000 MHz	2.24066 GHz	-40.97 dBm	-15.97 dB
2.685 GHz	3.000 GHz	1.000 MHz	2.90607 GHz	-41.00 dBm	-16.00 dB
3.000 GHz	7.000 GHz	1.000 MHz	6.94726 GHz	-34.20 dBm	-9.20 dB
7.000 GHz	10.000 GHz	1.000 MHz	8.85844 GHz	-41.15 dBm	-16.15 dB
10.000 GHz	14.000 GHz	1.000 MHz	13.34983 GHz	-39.43 dBm	-14.43 dB
14.000 GHz	18.000 GHz	1.000 MHz	17.10736 GHz	-36.96 dBm	-11.96 dB
18.000 GHz	27.000 GHz	1.000 MHz	18.57422 GHz	-38.10 dBm	-13.10 dB

Date: 2.AUG.2016 23:36:28

LTE Band 41 / 10MHz

Middle Channel / QPSK

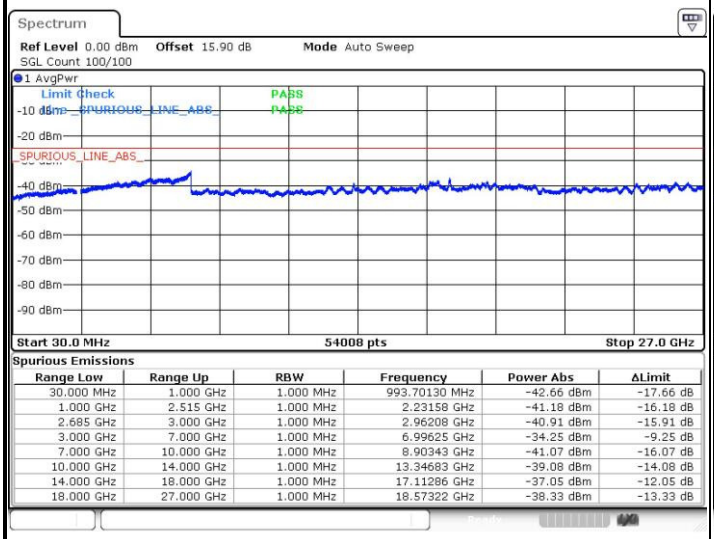

Spurious Emissions

Range Low	Range Up	RBW	Frequency	Power Abs	ΔLimit
30.000 MHz	1.000 GHz	1.000 MHz	993.70130 MHz	-42.66 dBm	-17.66 dB
1.000 GHz	2.515 GHz	1.000 MHz	2.23158 GHz	-41.18 dBm	-16.18 dB
2.685 GHz	3.000 GHz	1.000 MHz	2.96208 GHz	-40.91 dBm	-15.91 dB
3.000 GHz	7.000 GHz	1.000 MHz	6.99625 GHz	-34.25 dBm	-9.25 dB
7.000 GHz	10.000 GHz	1.000 MHz	8.90343 GHz	-41.07 dBm	-16.07 dB
10.000 GHz	14.000 GHz	1.000 MHz	13.34683 GHz	-39.08 dBm	-14.08 dB
14.000 GHz	18.000 GHz	1.000 MHz	17.11286 GHz	-37.05 dBm	-12.05 dB
18.000 GHz	27.000 GHz	1.000 MHz	18.57322 GHz	-38.33 dBm	-13.33 dB

Date: 2.AUG.2016 23:37:29

Middle Channel / 16QAM

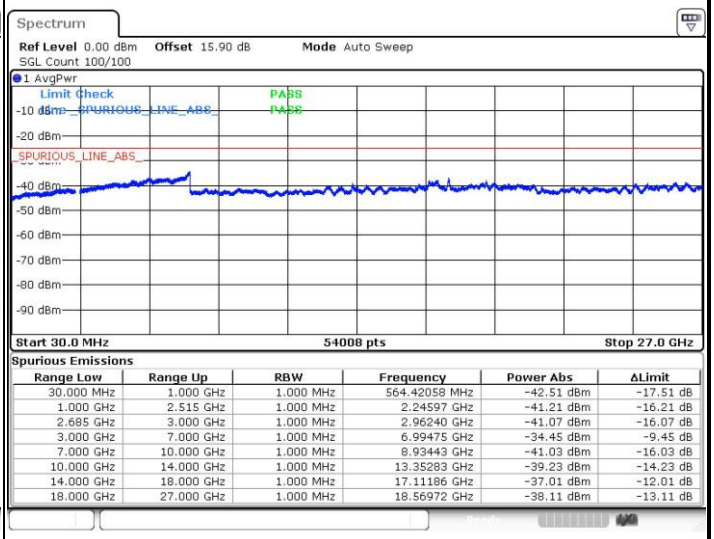

Spurious Emissions

Range Low	Range Up	RBW	Frequency	Power Abs	ΔLimit
30.000 MHz	1.000 GHz	1.000 MHz	564.42058 MHz	-42.51 dBm	-17.51 dB
1.000 GHz	2.515 GHz	1.000 MHz	2.24597 GHz	-41.21 dBm	-16.21 dB
2.685 GHz	3.000 GHz	1.000 MHz	2.96240 GHz	-41.07 dBm	-16.07 dB
3.000 GHz	7.000 GHz	1.000 MHz	6.99475 GHz	-34.45 dBm	-9.45 dB
7.000 GHz	10.000 GHz	1.000 MHz	8.93443 GHz	-41.03 dBm	-16.03 dB
10.000 GHz	14.000 GHz	1.000 MHz	13.35283 GHz	-39.23 dBm	-14.23 dB
14.000 GHz	18.000 GHz	1.000 MHz	17.11186 GHz	-37.01 dBm	-12.01 dB
18.000 GHz	27.000 GHz	1.000 MHz	18.56972 GHz	-38.11 dBm	-13.11 dB

Date: 2.AUG.2016 23:38:29

Highest Channel / QPSK

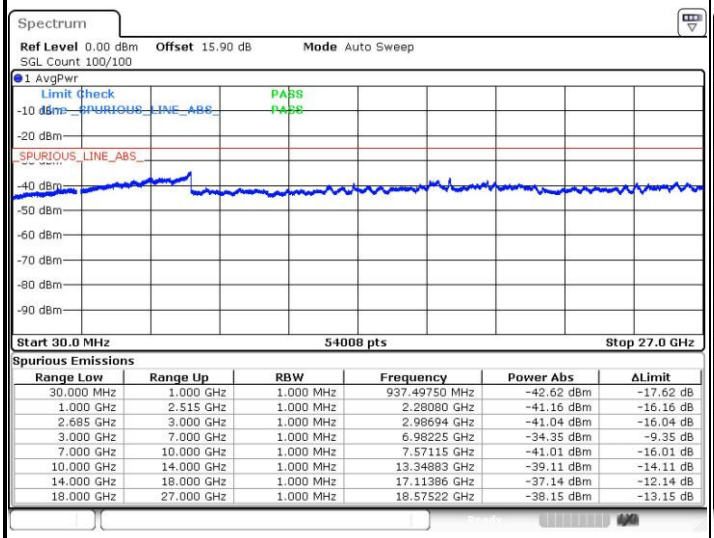

Spurious Emissions

Range Low	Range Up	RBW	Frequency	Power Abs	ΔLimit
30.000 MHz	1.000 GHz	1.000 MHz	937.49750 MHz	-42.62 dBm	-17.62 dB
1.000 GHz	2.515 GHz	1.000 MHz	2.28080 GHz	-41.16 dBm	-16.16 dB
2.685 GHz	3.000 GHz	1.000 MHz	2.98694 GHz	-41.04 dBm	-16.04 dB
3.000 GHz	7.000 GHz	1.000 MHz	6.98225 GHz	-34.35 dBm	-9.35 dB
7.000 GHz	10.000 GHz	1.000 MHz	7.57115 GHz	-41.01 dBm	-16.01 dB
10.000 GHz	14.000 GHz	1.000 MHz	13.34883 GHz	-39.11 dBm	-14.11 dB
14.000 GHz	18.000 GHz	1.000 MHz	17.11386 GHz	-37.14 dBm	-12.14 dB
18.000 GHz	27.000 GHz	1.000 MHz	18.57522 GHz	-38.15 dBm	-13.15 dB

Date: 2.AUG.2016 23:44:10

Highest Channel / 16QAM

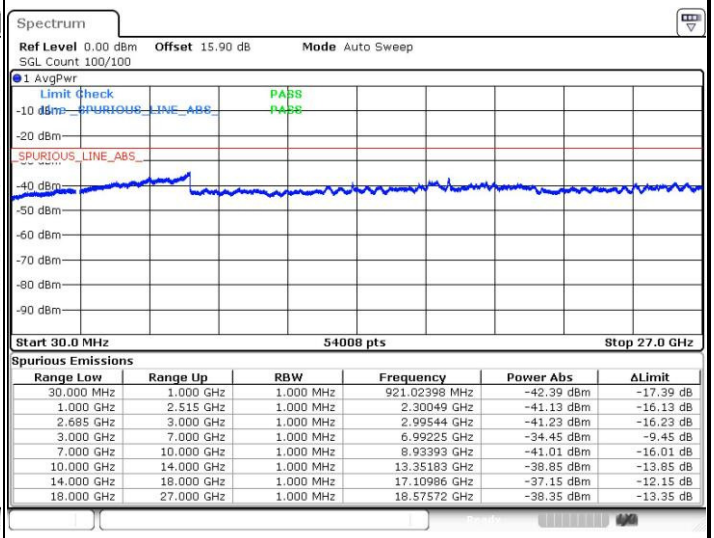

Spurious Emissions

Range Low	Range Up	RBW	Frequency	Power Abs	ΔLimit
30.000 MHz	1.000 GHz	1.000 MHz	921.02398 MHz	-42.39 dBm	-17.39 dB
1.000 GHz	2.515 GHz	1.000 MHz	2.30049 GHz	-41.13 dBm	-16.13 dB
2.685 GHz	3.000 GHz	1.000 MHz	2.99544 GHz	-41.23 dBm	-16.23 dB
3.000 GHz	7.000 GHz	1.000 MHz	6.99225 GHz	-34.45 dBm	-9.45 dB
7.000 GHz	10.000 GHz	1.000 MHz	8.93393 GHz	-41.01 dBm	-16.01 dB
10.000 GHz	14.000 GHz	1.000 MHz	13.35183 GHz	-38.85 dBm	-13.85 dB
14.000 GHz	18.000 GHz	1.000 MHz	17.10986 GHz	-37.15 dBm	-12.15 dB
18.000 GHz	27.000 GHz	1.000 MHz	18.57572 GHz	-38.35 dBm	-13.35 dB

Date: 2.AUG.2016 23:45:11

LTE Band 41 / 15MHz

Lowest Channel / QPSK

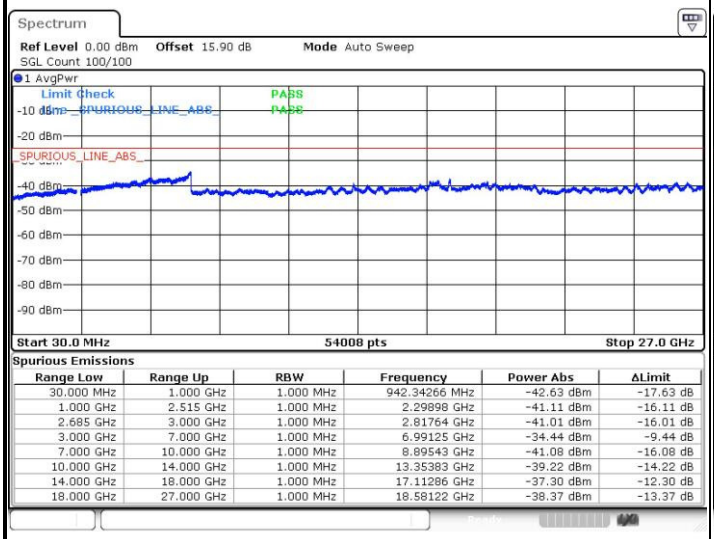

Spurious Emissions

Range Low	Range Up	RBW	Frequency	Power Abs	ΔLimit
30.000 MHz	1.000 GHz	1.000 MHz	942.34266 MHz	-42.63 dBm	-17.63 dB
1.000 GHz	2.515 GHz	1.000 MHz	2.29898 GHz	-41.11 dBm	-16.11 dB
2.685 GHz	3.000 GHz	1.000 MHz	2.81764 GHz	-41.01 dBm	-16.01 dB
3.000 GHz	7.000 GHz	1.000 MHz	6.99125 GHz	-34.44 dBm	-9.44 dB
7.000 GHz	10.000 GHz	1.000 MHz	8.89543 GHz	-41.08 dBm	-16.08 dB
10.000 GHz	14.000 GHz	1.000 MHz	13.35383 GHz	-39.22 dBm	-14.22 dB
14.000 GHz	18.000 GHz	1.000 MHz	17.11286 GHz	-37.30 dBm	-12.30 dB
18.000 GHz	27.000 GHz	1.000 MHz	18.58122 GHz	-38.37 dBm	-13.37 dB

Date: 3.AUG.2016 00:08:25

Lowest Channel / 16QAM

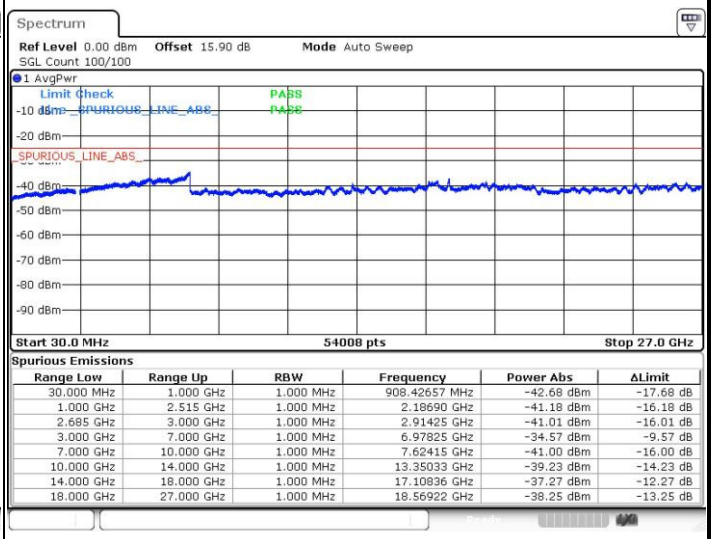

Spurious Emissions

Range Low	Range Up	RBW	Frequency	Power Abs	ΔLimit
30.000 MHz	1.000 GHz	1.000 MHz	908.42657 MHz	-42.68 dBm	-17.68 dB
1.000 GHz	2.515 GHz	1.000 MHz	2.18690 GHz	-41.18 dBm	-16.18 dB
2.685 GHz	3.000 GHz	1.000 MHz	2.91425 GHz	-41.01 dBm	-16.01 dB
3.000 GHz	7.000 GHz	1.000 MHz	6.97825 GHz	-34.57 dBm	-9.57 dB
7.000 GHz	10.000 GHz	1.000 MHz	7.62415 GHz	-41.00 dBm	-16.00 dB
10.000 GHz	14.000 GHz	1.000 MHz	13.35033 GHz	-39.23 dBm	-14.23 dB
14.000 GHz	18.000 GHz	1.000 MHz	17.10836 GHz	-37.27 dBm	-12.27 dB
18.000 GHz	27.000 GHz	1.000 MHz	18.56922 GHz	-38.25 dBm	-13.25 dB

Date: 3.AUG.2016 00:09:26

Middle Channel / QPSK

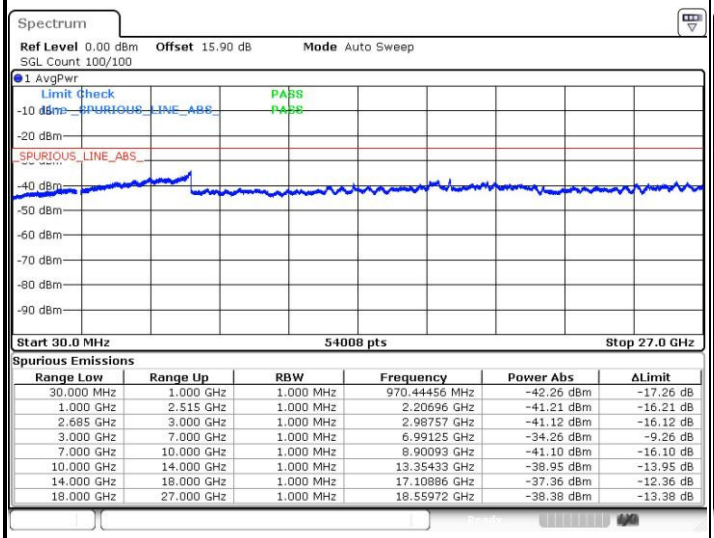

Spurious Emissions

Range Low	Range Up	RBW	Frequency	Power Abs	ΔLimit
30.000 MHz	1.000 GHz	1.000 MHz	970.44456 MHz	-42.26 dBm	-17.26 dB
1.000 GHz	2.515 GHz	1.000 MHz	2.20696 GHz	-41.21 dBm	-16.21 dB
2.685 GHz	3.000 GHz	1.000 MHz	2.98757 GHz	-41.12 dBm	-16.12 dB
3.000 GHz	7.000 GHz	1.000 MHz	6.99125 GHz	-34.26 dBm	-9.26 dB
7.000 GHz	10.000 GHz	1.000 MHz	8.90093 GHz	-41.10 dBm	-16.10 dB
10.000 GHz	14.000 GHz	1.000 MHz	13.35433 GHz	-38.95 dBm	-13.95 dB
14.000 GHz	18.000 GHz	1.000 MHz	17.10886 GHz	-37.36 dBm	-12.36 dB
18.000 GHz	27.000 GHz	1.000 MHz	18.55972 GHz	-38.38 dBm	-13.38 dB

Date: 3.AUG.2016 00:10:27

Middle Channel / 16QAM

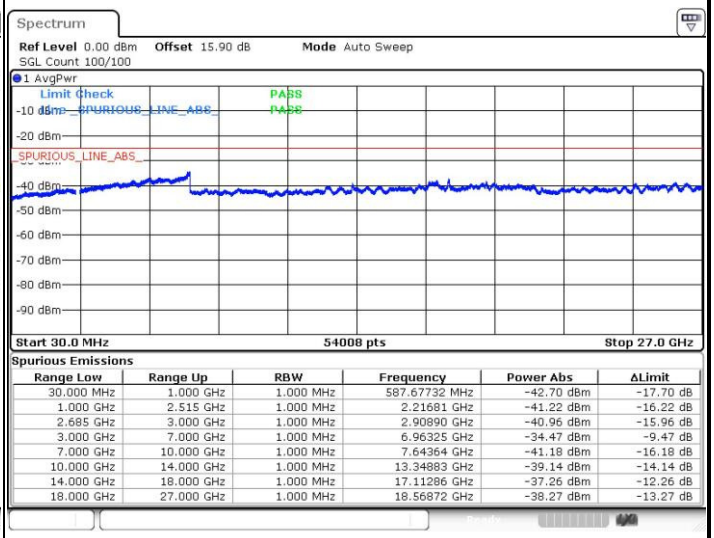

Spurious Emissions

Range Low	Range Up	RBW	Frequency	Power Abs	ΔLimit
30.000 MHz	1.000 GHz	1.000 MHz	587.67732 MHz	-42.70 dBm	-17.70 dB
1.000 GHz	2.515 GHz	1.000 MHz	2.21681 GHz	-41.22 dBm	-16.22 dB
2.685 GHz	3.000 GHz	1.000 MHz	2.90890 GHz	-40.96 dBm	-15.96 dB
3.000 GHz	7.000 GHz	1.000 MHz	6.96325 GHz	-34.47 dBm	-9.47 dB
7.000 GHz	10.000 GHz	1.000 MHz	7.64364 GHz	-41.18 dBm	-16.18 dB
10.000 GHz	14.000 GHz	1.000 MHz	13.34883 GHz	-39.14 dBm	-14.14 dB
14.000 GHz	18.000 GHz	1.000 MHz	17.11286 GHz	-37.26 dBm	-12.26 dB
18.000 GHz	27.000 GHz	1.000 MHz	18.56872 GHz	-38.27 dBm	-13.27 dB

Date: 3.AUG.2016 00:11:28

LTE Band 41 / 15MHz

Highest Channel / QPSK

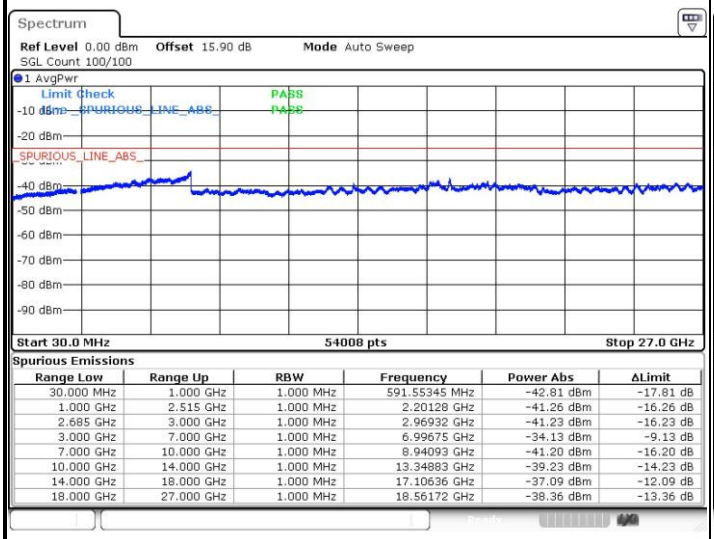

Spurious Emissions

Range Low	Range Up	RBW	Frequency	Power Abs	ΔLimit
30.000 MHz	1.000 GHz	1.000 MHz	591.55345 MHz	-42.81 dBm	-17.81 dB
1.000 GHz	2.515 GHz	1.000 MHz	2.20128 GHz	-41.26 dBm	-16.26 dB
2.685 GHz	3.000 GHz	1.000 MHz	2.96932 GHz	-41.23 dBm	-16.23 dB
3.000 GHz	7.000 GHz	1.000 MHz	6.99675 GHz	-34.13 dBm	-9.13 dB
7.000 GHz	10.000 GHz	1.000 MHz	8.94093 GHz	-41.20 dBm	-16.20 dB
10.000 GHz	14.000 GHz	1.000 MHz	13.34883 GHz	-39.23 dBm	-14.23 dB
14.000 GHz	18.000 GHz	1.000 MHz	17.10636 GHz	-37.09 dBm	-12.09 dB
18.000 GHz	27.000 GHz	1.000 MHz	18.56172 GHz	-38.36 dBm	-13.36 dB

Date: 3.AUG.2016 00:17:10

Highest Channel / 16QAM

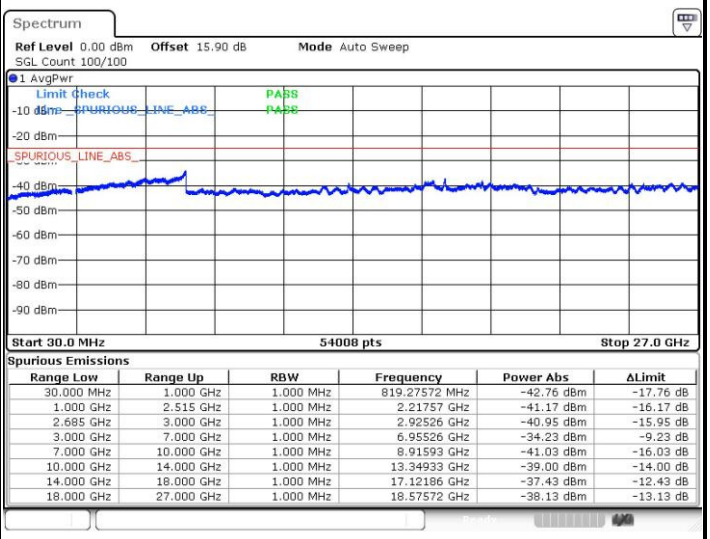

Spurious Emissions

Range Low	Range Up	RBW	Frequency	Power Abs	ΔLimit
30.000 MHz	1.000 GHz	1.000 MHz	819.27572 MHz	-42.76 dBm	-17.76 dB
1.000 GHz	2.515 GHz	1.000 MHz	2.21757 GHz	-41.17 dBm	-16.17 dB
2.685 GHz	3.000 GHz	1.000 MHz	2.92526 GHz	-40.95 dBm	-15.95 dB
3.000 GHz	7.000 GHz	1.000 MHz	6.95526 GHz	-34.23 dBm	-9.23 dB
7.000 GHz	10.000 GHz	1.000 MHz	8.91593 GHz	-41.03 dBm	-16.03 dB
10.000 GHz	14.000 GHz	1.000 MHz	13.34933 GHz	-39.00 dBm	-14.00 dB
14.000 GHz	18.000 GHz	1.000 MHz	17.12186 GHz	-37.43 dBm	-12.43 dB
18.000 GHz	27.000 GHz	1.000 MHz	18.57572 GHz	-38.13 dBm	-13.13 dB

Date: 3.AUG.2016 00:18:11

LTE Band 41 / 20MHz

Lowest Channel / QPSK

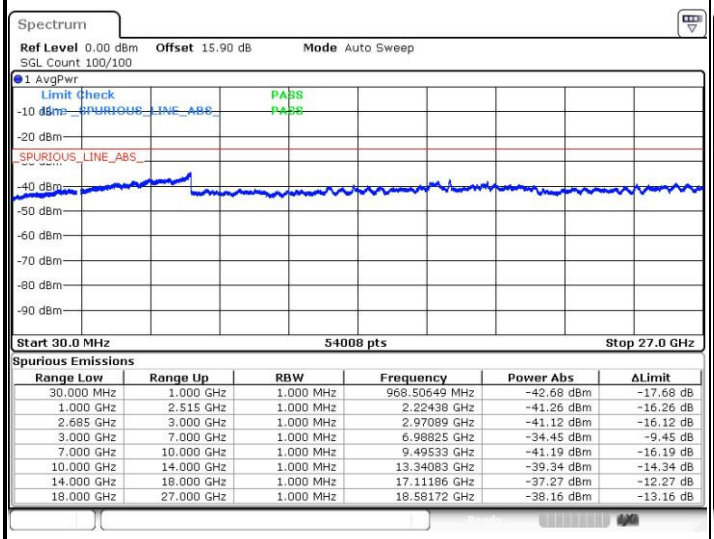

Spurious Emissions

Range Low	Range Up	RBW	Frequency	Power Abs	ΔLimit
30.000 MHz	1.000 GHz	1.000 MHz	968.50649 MHz	-42.68 dBm	-17.68 dB
1.000 GHz	2.515 GHz	1.000 MHz	2.22438 GHz	-41.26 dBm	-16.26 dB
2.685 GHz	3.000 GHz	1.000 MHz	2.97089 GHz	-41.12 dBm	-16.12 dB
3.000 GHz	7.000 GHz	1.000 MHz	6.98825 GHz	-34.45 dBm	-9.45 dB
7.000 GHz	10.000 GHz	1.000 MHz	9.49533 GHz	-41.19 dBm	-16.19 dB
10.000 GHz	14.000 GHz	1.000 MHz	13.34083 GHz	-39.34 dBm	-14.34 dB
14.000 GHz	18.000 GHz	1.000 MHz	17.11186 GHz	-37.27 dBm	-12.27 dB
18.000 GHz	27.000 GHz	1.000 MHz	18.58172 GHz	-38.16 dBm	-13.16 dB

Date: 3.AUG.2016 00:24:35

Lowest Channel / 16QAM

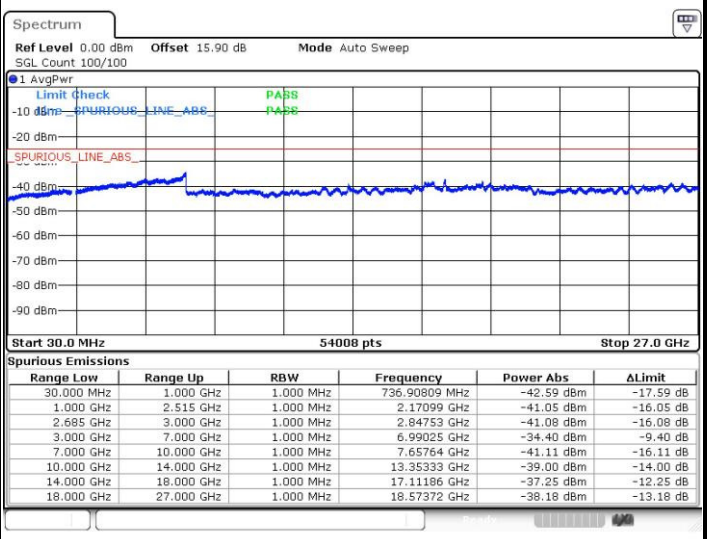

Spurious Emissions

Range Low	Range Up	RBW	Frequency	Power Abs	ΔLimit
30.000 MHz	1.000 GHz	1.000 MHz	736.90809 MHz	-42.59 dBm	-17.59 dB
1.000 GHz	2.515 GHz	1.000 MHz	2.17099 GHz	-41.05 dBm	-16.05 dB
2.685 GHz	3.000 GHz	1.000 MHz	2.84753 GHz	-41.08 dBm	-16.08 dB
3.000 GHz	7.000 GHz	1.000 MHz	6.99025 GHz	-34.40 dBm	-9.40 dB
7.000 GHz	10.000 GHz	1.000 MHz	7.65764 GHz	-41.11 dBm	-16.11 dB
10.000 GHz	14.000 GHz	1.000 MHz	13.35333 GHz	-39.00 dBm	-14.00 dB
14.000 GHz	18.000 GHz	1.000 MHz	17.11186 GHz	-37.25 dBm	-12.25 dB
18.000 GHz	27.000 GHz	1.000 MHz	18.57372 GHz	-38.18 dBm	-13.18 dB

Date: 3.AUG.2016 00:25:35

LTE Band 41 / 20MHz

Middle Channel / QPSK

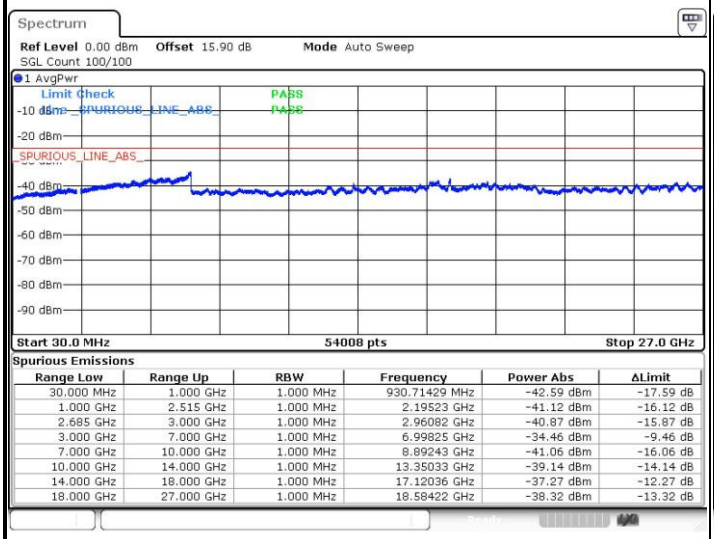

Spurious Emissions

Range Low	Range Up	RBW	Frequency	Power Abs	ΔLimit
30.000 MHz	1.000 GHz	1.000 MHz	930.71429 MHz	-42.59 dBm	-17.59 dB
1.000 GHz	2.515 GHz	1.000 MHz	2.19523 GHz	-41.12 dBm	-16.12 dB
2.685 GHz	3.000 GHz	1.000 MHz	2.96082 GHz	-40.87 dBm	-15.87 dB
3.000 GHz	7.000 GHz	1.000 MHz	6.99825 GHz	-34.46 dBm	-9.46 dB
7.000 GHz	10.000 GHz	1.000 MHz	8.89243 GHz	-41.06 dBm	-16.06 dB
10.000 GHz	14.000 GHz	1.000 MHz	13.35033 GHz	-39.14 dBm	-14.14 dB
14.000 GHz	18.000 GHz	1.000 MHz	17.12036 GHz	-37.27 dBm	-12.27 dB
18.000 GHz	27.000 GHz	1.000 MHz	18.58422 GHz	-38.32 dBm	-13.32 dB

Date: 3.AUG.2016 00:26:36

Middle Channel / 16QAM

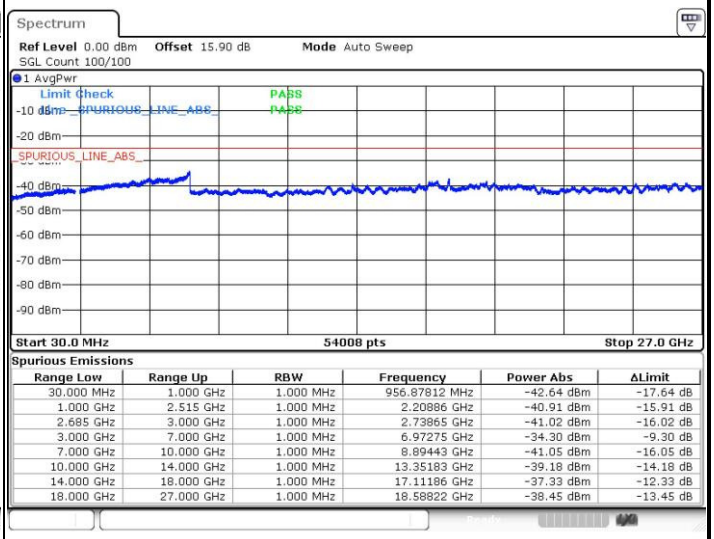

Spurious Emissions

Range Low	Range Up	RBW	Frequency	Power Abs	ΔLimit
30.000 MHz	1.000 GHz	1.000 MHz	956.87812 MHz	-42.64 dBm	-17.64 dB
1.000 GHz	2.515 GHz	1.000 MHz	2.20886 GHz	-40.91 dBm	-15.91 dB
2.685 GHz	3.000 GHz	1.000 MHz	2.73865 GHz	-41.02 dBm	-16.02 dB
3.000 GHz	7.000 GHz	1.000 MHz	6.97275 GHz	-34.30 dBm	-9.30 dB
7.000 GHz	10.000 GHz	1.000 MHz	8.89443 GHz	-41.05 dBm	-16.05 dB
10.000 GHz	14.000 GHz	1.000 MHz	13.35183 GHz	-39.18 dBm	-14.18 dB
14.000 GHz	18.000 GHz	1.000 MHz	17.11186 GHz	-37.33 dBm	-12.33 dB
18.000 GHz	27.000 GHz	1.000 MHz	18.58822 GHz	-38.45 dBm	-13.45 dB

Date: 3.AUG.2016 00:27:37

Highest Channel / QPSK

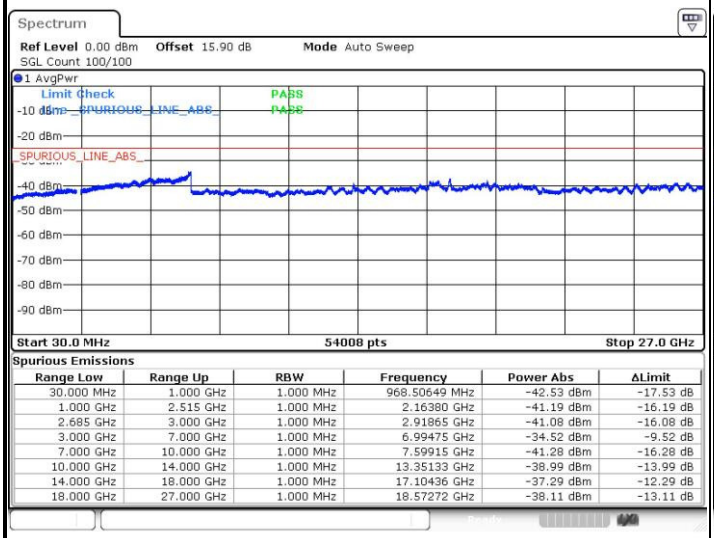

Spurious Emissions

Range Low	Range Up	RBW	Frequency	Power Abs	ΔLimit
30.000 MHz	1.000 GHz	1.000 MHz	968.50649 MHz	-42.53 dBm	-17.53 dB
1.000 GHz	2.515 GHz	1.000 MHz	2.16380 GHz	-41.19 dBm	-16.19 dB
2.685 GHz	3.000 GHz	1.000 MHz	2.91865 GHz	-41.08 dBm	-16.08 dB
3.000 GHz	7.000 GHz	1.000 MHz	6.99475 GHz	-34.52 dBm	-9.52 dB
7.000 GHz	10.000 GHz	1.000 MHz	7.59915 GHz	-41.28 dBm	-16.28 dB
10.000 GHz	14.000 GHz	1.000 MHz	13.35133 GHz	-38.99 dBm	-13.99 dB
14.000 GHz	18.000 GHz	1.000 MHz	17.10436 GHz	-37.29 dBm	-12.29 dB
18.000 GHz	27.000 GHz	1.000 MHz	18.57272 GHz	-38.11 dBm	-13.11 dB

Date: 3.AUG.2016 00:33:18

Highest Channel / 16QAM

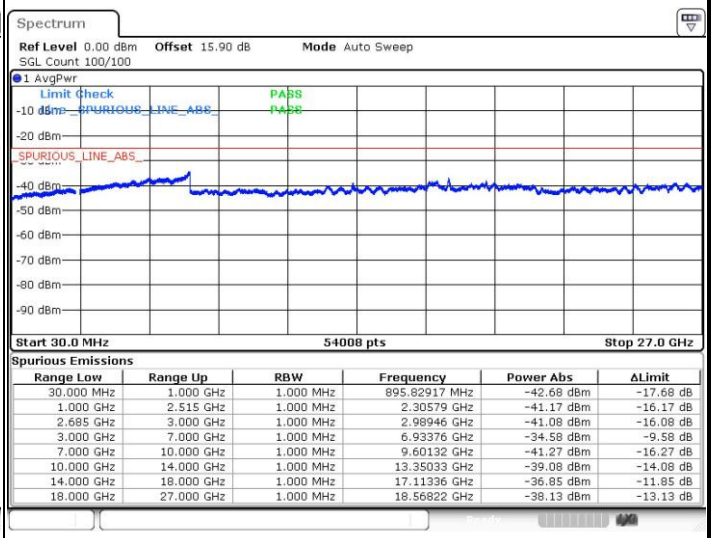

Spurious Emissions

Range Low	Range Up	RBW	Frequency	Power Abs	ΔLimit
30.000 MHz	1.000 GHz	1.000 MHz	895.82917 MHz	-42.68 dBm	-17.68 dB
1.000 GHz	2.515 GHz	1.000 MHz	2.30579 GHz	-41.17 dBm	-16.17 dB
2.685 GHz	3.000 GHz	1.000 MHz	2.98946 GHz	-41.08 dBm	-16.08 dB
3.000 GHz	7.000 GHz	1.000 MHz	6.93376 GHz	-34.58 dBm	-9.58 dB
7.000 GHz	10.000 GHz	1.000 MHz	9.60132 GHz	-41.27 dBm	-16.27 dB
10.000 GHz	14.000 GHz	1.000 MHz	13.35033 GHz	-39.08 dBm	-14.08 dB
14.000 GHz	18.000 GHz	1.000 MHz	17.11336 GHz	-36.85 dBm	-11.85 dB
18.000 GHz	27.000 GHz	1.000 MHz	18.56822 GHz	-38.13 dBm	-13.13 dB

Date: 3.AUG.2016 00:34:19

Frequency Stability

Test Conditions		LTE Band 41 (QPSK) / Middle Channel	Limit
Temperature (°C)	Voltage (Volt)	BW 10MHz	Note 2.
		Deviation (ppm)	Result
50	Normal Voltage	0.0106	PASS
40	Normal Voltage	0.0003	
30	Normal Voltage	0.0116	
20(Ref.)	Normal Voltage	0.0000	
10	Normal Voltage	0.0003	
0	Normal Voltage	0.0002	
-10	Normal Voltage	0.0003	
-20	Normal Voltage	0.0113	
-30	Normal Voltage	0.0008	
20	Maximum Voltage	0.0112	
20	Normal Voltage	0.0000	
20	Battery End Point	0.0008	

Note:

1. Normal Voltage =3.85 V.；Battery End Point (BEP) =3.6 V.；Maximum Voltage =4.35 V.
2. Note: The frequency fundamental emissions stay within the authorized frequency block.

Appendix B. Test Results of Radiated Test

ERP/EIRP

<Top Ant.>

LTE Band 2 / 1.4MHz (Average)							
Channel	Mode	RB		Horizontal		Vertical	
		Size	Offset	EIRP(dBm)	EIRP(W)	EIRP(dBm)	EIRP(W)
Lowest	QPSK	3	0	7.07	0.0051	12.58	0.0181
Middle		3	0	7.95	0.0062	12.92	0.0196
Highest		3	0	8.74	0.0075	13.21	0.0209
Lowest	16QAM	1	3	6.31	0.0043	11.94	0.0156
Middle		1	3	7.87	0.0061	13.06	0.0202
Highest		1	3	8.61	0.0073	13.26	0.0212
Limit	EIRP < 2W			Result		PASS	

LTE Band 2 / 3MHz (Average)							
Channel	Mode	RB		Horizontal		Vertical	
		Size	Offset	EIRP(dBm)	EIRP(W)	EIRP(dBm)	EIRP(W)
Lowest	QPSK	1	8	7.22	0.0053	12.29	0.0169
Middle		1	8	8.76	0.0075	13.38	0.0218
Highest		1	8	9.08	0.0081	13.77	0.0238
Lowest	16QAM	1	0	6.87	0.0049	11.58	0.0144
Middle		1	0	8.24	0.0067	12.67	0.0185
Highest		1	0	8.91	0.0078	12.99	0.0199
Limit	EIRP < 2W			Result		PASS	

LTE Band 2 / 5MHz (Average)							
Channel	Mode	RB		Horizontal		Vertical	
		Size	Offset	EIRP(dBm)	EIRP(W)	EIRP(dBm)	EIRP(W)
Lowest	QPSK	1	0	7.70	0.0059	12.42	0.0175
Middle		1	0	9.11	0.0081	13.69	0.0234
Highest		1	0	9.66	0.0092	14.07	0.0255
Lowest	16QAM	1	0	6.89	0.0049	11.77	0.0150
Middle		1	0	8.23	0.0067	12.92	0.0196
Highest		1	0	8.72	0.0074	13.49	0.0223
Limit	EIRP < 2W			Result		PASS	

LTE Band 2 / 10MHz (Average)							
Channel	Mode	RB		Horizontal		Vertical	
		Size	Offset	EIRP(dBm)	EIRP(W)	EIRP(dBm)	EIRP(W)
Lowest	QPSK	1	0	7.51	0.0056	12.62	0.0183
Middle		1	0	8.55	0.0072	13.63	0.0231
Highest		1	0	9.53	0.0090	14.30	0.0269
Lowest	16QAM	1	0	7.06	0.0051	12.12	0.0163
Middle		1	0	8.10	0.0065	13.02	0.0200
Highest		1	0	9.15	0.0082	13.61	0.0230
Limit	EIRP < 2W			Result		PASS	

LTE Band 2 / 15MHz (Average)							
Channel	Mode	RB		Horizontal		Vertical	
		Size	Offset	EIRP(dBm)	EIRP(W)	EIRP(dBm)	EIRP(W)
Lowest	QPSK	1	37	6.29	0.0043	12.04	0.0160
Middle		1	37	7.61	0.0058	12.75	0.0188
Highest		1	37	7.94	0.0062	13.01	0.0200
Lowest	16QAM	1	0	5.70	0.0037	11.73	0.0149
Middle		1	0	6.59	0.0046	12.49	0.0177
Highest		1	0	7.31	0.0054	12.67	0.0185
Limit	EIRP < 2W			Result		PASS	

LTE Band 2 / 20MHz (Average)							
Channel	Mode	RB		Horizontal		Vertical	
		Size	Offset	EIRP(dBm)	EIRP(W)	EIRP(dBm)	EIRP(W)
Lowest	QPSK	1	0	6.41	0.0044	12.76	0.0189
Middle		1	0	7.33	0.0054	13.46	0.0222
Highest		1	0	8.14	0.0065	13.73	0.0236
Lowest	16QAM	1	0	5.98	0.0040	12.11	0.0163
Middle		1	0	6.65	0.0046	12.71	0.0187
Highest		1	0	7.46	0.0056	13.23	0.0210
Limit	EIRP < 2W			Result		PASS	

LTE Band 4 / 1.4MHz (Average)							
Channel	Mode	RB		Horizontal		Vertical	
		Size	Offset	EIRP(dBm)	EIRP(W)	EIRP(dBm)	EIRP(W)
Lowest	QPSK	3	1	-0.64	0.0009	6.79	0.0048
Middle		3	1	1.27	0.0013	7.77	0.0060
Highest		3	1	3.72	0.0024	8.72	0.0074
Lowest	16QAM	1	3	-1.55	0.0007	6.09	0.0041
Middle		1	3	0.38	0.0011	7.18	0.0052
Highest		1	3	2.94	0.0020	8.03	0.0064
Limit	EIRP < 1W			Result		PASS	

LTE Band 4 / 3MHz (Average)							
Channel	Mode	RB		Horizontal		Vertical	
		Size	Offset	EIRP(dBm)	EIRP(W)	EIRP(dBm)	EIRP(W)
Lowest	QPSK	1	8	-0.91	0.0008	6.65	0.0046
Middle		1	8	1.07	0.0013	7.70	0.0059
Highest		1	8	3.46	0.0022	8.57	0.0072
Lowest	16QAM	1	8	-1.70	0.0007	6.00	0.0040
Middle		1	8	0.39	0.0011	7.07	0.0051
Highest		1	8	2.72	0.0019	7.98	0.0063
Limit	EIRP < 1W			Result		PASS	

LTE Band 4 / 5MHz (Average)							
Channel	Mode	RB		Horizontal		Vertical	
		Size	Offset	EIRP(dBm)	EIRP(W)	EIRP(dBm)	EIRP(W)
Lowest	QPSK	1	0	-1.04	0.0008	6.69	0.0047
Middle		1	0	0.83	0.0012	7.72	0.0059
Highest		1	0	3.19	0.0021	8.57	0.0072
Lowest	16QAM	1	0	-1.56	0.0007	6.01	0.0040
Middle		1	0	0.27	0.0011	6.97	0.0050
Highest		1	0	2.66	0.0018	7.85	0.0061
Limit	EIRP < 1W			Result		PASS	

LTE Band 4 / 10MHz (Average)							
Channel	Mode	RB		Horizontal		Vertical	
		Size	Offset	EIRP(dBm)	EIRP(W)	EIRP(dBm)	EIRP(W)
Lowest	QPSK	1	49	0.58	0.0011	7.22	0.0053
Middle		1	49	2.29	0.0017	8.08	0.0064
Highest		1	49	4.07	0.0026	8.81	0.0076
Lowest	16QAM	1	0	-1.41	0.0007	6.11	0.0041
Middle		1	0	0.29	0.0011	7.15	0.0052
Highest		1	0	2.15	0.0016	7.76	0.0060
Limit	EIRP < 1W			Result		PASS	

LTE Band 4 / 15MHz (Average)							
Channel	Mode	RB		Horizontal		Vertical	
		Size	Offset	EIRP(dBm)	EIRP(W)	EIRP(dBm)	EIRP(W)
Lowest	QPSK	1	37	0.14	0.0010	6.93	0.0049
Middle		1	37	1.52	0.0014	7.65	0.0058
Highest		1	37	3.42	0.0022	8.31	0.0068
Lowest	16QAM	1	37	-0.53	0.0009	6.25	0.0042
Middle		1	37	0.91	0.0012	6.94	0.0049
Highest		1	37	2.84	0.0019	7.62	0.0058
Limit	EIRP < 1W			Result		PASS	

LTE Band 4 / 20MHz (Average)							
Channel	Mode	RB		Horizontal		Vertical	
		Size	Offset	EIRP(dBm)	EIRP(W)	EIRP(dBm)	EIRP(W)
Lowest	QPSK	50	0	-1.15	0.0008	6.18	0.0041
Middle		50	0	0.07	0.0010	6.78	0.0048
Highest		50	0	1.50	0.0014	7.08	0.0051
Lowest	16QAM	1	0	-1.19	0.0008	6.20	0.0042
Middle		1	0	0.17	0.0010	6.94	0.0049
Highest		1	0	1.10	0.0013	7.06	0.0051
Limit	EIRP < 1W			Result		PASS	

LTE Band 5 / 1.4MHz (Average)							
Channel	Mode	RB		Horizontal		Vertical	
		Size	Offset	ERP(dBm)	ERP(W)	ERP(dBm)	ERP(W)
Lowest	QPSK	3	3	7.83	0.0061	11.31	0.0135
Middle		3	3	6.44	0.0044	9.38	0.0087
Highest		3	3	5.45	0.0035	8.01	0.0063
Lowest	16QAM	1	3	6.93	0.0049	10.32	0.0108
Middle		1	3	5.53	0.0036	8.32	0.0068
Highest		1	3	4.59	0.0029	7.10	0.0051
Limit	ERP < 7W			Result		PASS	

LTE Band 5 / 3MHz (Average)							
Channel	Mode	RB		Horizontal		Vertical	
		Size	Offset	ERP(dBm)	ERP(W)	ERP(dBm)	ERP(W)
Lowest	QPSK	1	8	8.27	0.0067	11.58	0.0144
Middle		1	8	6.84	0.0048	9.67	0.0093
Highest		1	8	5.79	0.0038	8.34	0.0068
Lowest	16QAM	1	8	7.15	0.0052	10.38	0.0109
Middle		1	8	5.75	0.0038	8.57	0.0072
Highest		1	8	4.58	0.0029	7.13	0.0052
Limit	ERP < 7W			Result		PASS	

LTE Band 5 / 5MHz (Average)							
Channel	Mode	RB		Horizontal		Vertical	
		Size	Offset	ERP(dBm)	ERP(W)	ERP(dBm)	ERP(W)
Lowest	QPSK	1	0	8.53	0.0071	11.94	0.0156
Middle		1	0	7.41	0.0055	10.30	0.0107
Highest		1	0	6.34	0.0043	8.85	0.0077
Lowest	16QAM	1	12	6.99	0.0050	10.24	0.0106
Middle		1	12	5.85	0.0038	8.66	0.0073
Highest		1	12	4.49	0.0028	7.12	0.0052
Limit	ERP < 7W			Result		PASS	

LTE Band 5 / 10MHz (Average)							
Channel	Mode	RB		Horizontal		Vertical	
		Size	Offset	ERP(dBm)	ERP(W)	ERP(dBm)	ERP(W)
Lowest	QPSK	1	0	8.46	0.0070	11.86	0.0153
Middle		1	0	7.38	0.0055	10.46	0.0111
Highest		1	0	7.03	0.0050	9.80	0.0095
Lowest	16QAM	1	0	7.42	0.0055	10.71	0.0118
Middle		1	0	6.65	0.0046	9.65	0.0092
Highest		1	0	5.92	0.0039	8.43	0.0070
Limit	ERP < 7W			Result		PASS	

LTE Band 12 / 1.4MHz (Average)							
Channel	Mode	RB		Horizontal		Vertical	
		Size	Offset	ERP(dBm)	ERP(W)	ERP(dBm)	ERP(W)
Lowest	QPSK	1	3	5.39	0.0035	10.89	0.0123
Middle		1	3	6.90	0.0049	12.98	0.0199
Highest		1	3	6.53	0.0045	12.82	0.0191
Lowest	16QAM	1	3	3.99	0.0025	9.52	0.0090
Middle		1	3	5.29	0.0034	11.41	0.0138
Highest		1	3	5.19	0.0033	11.42	0.0139
Limit	ERP < 3W			Result		PASS	

LTE Band 12 / 3MHz (Average)							
Channel	Mode	RB		Horizontal		Vertical	
		Size	Offset	ERP(dBm)	ERP(W)	ERP(dBm)	ERP(W)
Lowest	QPSK	1	0	4.82	0.0030	10.48	0.0112
Middle		1	0	6.33	0.0043	12.56	0.0180
Highest		1	0	6.49	0.0045	12.91	0.0195
Lowest	16QAM	1	8	4.88	0.0031	10.00	0.0100
Middle		1	8	5.64	0.0037	11.71	0.0148
Highest		1	8	5.35	0.0034	11.71	0.0148
Limit	ERP < 3W			Result		PASS	

LTE Band 12 / 5MHz (Average)							
Channel	Mode	RB		Horizontal		Vertical	
		Size	Offset	ERP(dBm)	ERP(W)	ERP(dBm)	ERP(W)
Lowest	QPSK	1	0	4.93	0.0031	10.49	0.0112
Middle		1	0	6.06	0.0040	12.24	0.0167
Highest		1	0	7.00	0.0050	12.98	0.0199
Lowest	16QAM	1	0	4.10	0.0026	9.79	0.0095
Middle		1	0	5.01	0.0032	11.29	0.0135
Highest		1	0	5.82	0.0038	11.93	0.0156
Limit	ERP < 3W			Result		PASS	

LTE Band 12 / 10MHz (Average)							
Channel	Mode	RB		Horizontal		Vertical	
		Size	Offset	ERP(dBm)	ERP(W)	ERP(dBm)	ERP(W)
Lowest	QPSK	1	0	5.19	0.0033	10.77	0.0119
Middle		1	0	5.69	0.0037	11.38	0.0137
Highest		1	0	6.27	0.0042	12.47	0.0177
Lowest	16QAM	1	49	5.94	0.0039	11.82	0.0152
Middle		1	49	5.71	0.0037	11.75	0.0150
Highest		1	49	5.25	0.0033	11.63	0.0146
Limit	ERP < 3W			Result		PASS	

LTE Band 17 / 5MHz (Average)							
Channel	Mode	RB		Horizontal		Vertical	
		Size	Offset	ERP(dBm)	ERP(W)	ERP(dBm)	ERP(W)
Lowest	QPSK	1	0	5.77	0.0038	11.82	0.0152
Middle		1	0	6.47	0.0044	12.56	0.0180
Highest		1	0	6.79	0.0048	12.84	0.0192
Lowest	16QAM	1	0	4.57	0.0029	10.63	0.0116
Middle		1	0	5.42	0.0035	11.59	0.0144
Highest		1	0	5.57	0.0036	11.70	0.0148
Limit	ERP < 3W			Result		PASS	

LTE Band 17 / 10MHz (Average)							
Channel	Mode	RB		Horizontal		Vertical	
		Size	Offset	ERP(dBm)	ERP(W)	ERP(dBm)	ERP(W)
Lowest	QPSK	1	0	5.02	0.0032	11.44	0.0139
Middle		1	0	5.21	0.0033	12.15	0.0164
Highest		1	0	5.53	0.0036	12.00	0.0158
Lowest	16QAM	1	0	4.45	0.0028	10.69	0.0117
Middle		1	0	4.70	0.0030	11.06	0.0128
Highest		1	0	4.91	0.0031	11.20	0.0132
Limit	ERP < 3W			Result		PASS	

LTE Band 26 / 1.4MHz (Average)							
Channel	Mode	RB		Horizontal		Vertical	
		Size	Offset	ERP(dBm)	ERP(W)	ERP(dBm)	ERP(W)
Lowest	QPSK	1	0	8.36	0.0069	11.42	0.0139
Middle		1	0	7.48	0.0056	10.25	0.0106
Highest		1	0	5.12	0.0033	7.26	0.0053
Lowest	16QAM	1	0	7.05	0.0051	10.39	0.0109
Middle		1	0	6.46	0.0044	9.29	0.0085
Highest		1	0	4.26	0.0027	6.39	0.0044
Limit	ERP < 7W			Result		PASS	

LTE Band 26 / 3MHz (Average)							
Channel	Mode	RB		Horizontal		Vertical	
		Size	Offset	ERP(dBm)	ERP(W)	ERP(dBm)	ERP(W)
Lowest	QPSK	1	0	8.35	0.0068	11.77	0.0150
Middle		1	0	7.64	0.0058	10.46	0.0111
Highest		1	0	5.64	0.0037	7.70	0.0059
Lowest	16QAM	1	0	7.26	0.0053	10.65	0.0116
Middle		1	0	6.53	0.0045	9.45	0.0088
Highest		1	0	4.51	0.0028	6.71	0.0047
Limit	ERP < 7W			Result		PASS	

LTE Band 26 / 5MHz (Average)							
Channel	Mode	RB		Horizontal		Vertical	
		Size	Offset	ERP(dBm)	ERP(W)	ERP(dBm)	ERP(W)
Lowest	QPSK	1	0	8.66	0.0073	11.95	0.0157
Middle		1	0	7.75	0.0060	10.83	0.0121
Highest		1	0	6.83	0.0048	9.16	0.0082
Lowest	16QAM	1	0	7.30	0.0054	10.76	0.0119
Middle		1	0	6.93	0.0049	9.74	0.0094
Highest		1	0	5.61	0.0036	7.86	0.0061
Limit	ERP < 7W			Result		PASS	

LTE Band 26 / 10MHz (Average)							
Channel	Mode	RB		Horizontal		Vertical	
		Size	Offset	ERP(dBm)	ERP(W)	ERP(dBm)	ERP(W)
Lowest	QPSK	1	0	8.66	0.0073	11.95	0.0157
Middle		1	0	7.75	0.0060	10.83	0.0121
Highest		1	0	6.83	0.0048	9.16	0.0082
Lowest	16QAM	1	0	7.30	0.0054	10.76	0.0119
Middle		1	0	6.93	0.0049	9.74	0.0094
Highest		1	0	5.61	0.0036	7.86	0.0061
Limit	ERP < 7W			Result		PASS	

LTE Band 26 / 15MHz (Average)							
Channel	Mode	RB		Horizontal		Vertical	
		Size	Offset	ERP(dBm)	ERP(W)	ERP(dBm)	ERP(W)
Lowest	QPSK	1	0	8.38	0.0069	11.71	0.0148
Middle		1	0	8.58	0.0072	11.67	0.0147
Highest		1	0	7.35	0.0054	9.75	0.0094
Lowest	16QAM	1	0	7.00	0.0050	10.25	0.0106
Middle		1	0	6.99	0.0050	9.95	0.0099
Highest		1	0	6.05	0.0040	8.48	0.0070
Limit	ERP < 7W			Result		PASS	

<Bottom Ant.>

LTE Band 2 / 1.4MHz (Average)							
Channel	Mode	RB		Horizontal		Vertical	
		Size	Offset	EIRP(dBm)	EIRP(W)	EIRP(dBm)	EIRP(W)
Lowest	QPSK	3	0	23.68	0.2333	17.74	0.0594
Middle		3	0	22.90	0.1950	17.37	0.0546
Highest		3	0	23.57	0.2275	18.17	0.0656
Lowest	16QAM	1	3	23.05	0.2018	17.00	0.0501
Middle		1	3	22.13	0.1633	16.60	0.0457
Highest		1	3	22.92	0.1959	17.45	0.0556
Limit	EIRP < 2W			Result		PASS	

LTE Band 2 / 3MHz (Average)							
Channel	Mode	RB		Horizontal		Vertical	
		Size	Offset	EIRP(dBm)	EIRP(W)	EIRP(dBm)	EIRP(W)
Lowest	QPSK	1	8	23.50	0.2239	17.69	0.0587
Middle		1	8	22.77	0.1892	17.23	0.0528
Highest		1	8	23.36	0.2168	18.06	0.0640
Lowest	16QAM	1	0	22.91	0.1954	16.95	0.0495
Middle		1	0	21.97	0.1574	16.53	0.0450
Highest		1	0	22.67	0.1849	17.34	0.0542
Limit	EIRP < 2W			Result		PASS	

LTE Band 2 / 5MHz (Average)							
Channel	Mode	RB		Horizontal		Vertical	
		Size	Offset	EIRP(dBm)	EIRP(W)	EIRP(dBm)	EIRP(W)
Lowest	QPSK	1	0	23.70	0.2344	17.63	0.0579
Middle		1	0	22.72	0.1871	17.22	0.0527
Highest		1	0	23.29	0.2133	17.92	0.0619
Lowest	16QAM	1	0	23.02	0.2004	16.95	0.0495
Middle		1	0	22.02	0.1592	16.56	0.0453
Highest		1	0	22.60	0.1820	17.14	0.0518
Limit	EIRP < 2W			Result		PASS	

LTE Band 2 / 10MHz (Average)							
Channel	Mode	RB		Horizontal		Vertical	
		Size	Offset	EIRP(dBm)	EIRP(W)	EIRP(dBm)	EIRP(W)
Lowest	QPSK	1	0	23.63	0.2307	17.75	0.0596
Middle		1	0	22.83	0.1919	17.31	0.0538
Highest		1	0	23.10	0.2042	17.95	0.0624
Lowest	16QAM	1	0	23.06	0.2023	17.21	0.0526
Middle		1	0	22.17	0.1648	16.72	0.0470
Highest		1	0	22.56	0.1803	17.20	0.0525
Limit	EIRP < 2W			Result		PASS	

LTE Band 2 / 15MHz (Average)							
Channel	Mode	RB		Horizontal		Vertical	
		Size	Offset	EIRP(dBm)	EIRP(W)	EIRP(dBm)	EIRP(W)
Lowest	QPSK	1	37	23.71	0.2350	17.60	0.0575
Middle		1	37	23.23	0.2104	17.38	0.0547
Highest		1	37	23.20	0.2089	17.61	0.0577
Lowest	16QAM	1	0	23.21	0.2094	17.38	0.0547
Middle		1	0	22.31	0.1702	17.08	0.0511
Highest		1	0	22.35	0.1718	17.09	0.0512
Limit	EIRP < 2W			Result		PASS	

LTE Band 2 / 20MHz (Average)							
Channel	Mode	RB		Horizontal		Vertical	
		Size	Offset	EIRP(dBm)	EIRP(W)	EIRP(dBm)	EIRP(W)
Lowest	QPSK	1	0	24.11	0.2576	18.67	0.0736
Middle		1	0	22.98	0.1986	18.02	0.0634
Highest		1	0	23.27	0.2123	18.31	0.0678
Lowest	16QAM	1	0	23.66	0.2323	18.01	0.0632
Middle		1	0	22.46	0.1762	17.46	0.0557
Highest		1	0	22.56	0.1803	17.64	0.0581
Limit	EIRP < 2W			Result		PASS	

LTE Band 4 / 1.4MHz (Average)							
Channel	Mode	RB		Horizontal		Vertical	
		Size	Offset	EIRP(dBm)	EIRP(W)	EIRP(dBm)	EIRP(W)
Lowest	QPSK	3	1	18.83	0.0764	11.47	0.0140
Middle		3	1	20.52	0.1127	13.41	0.0219
Highest		3	1	21.31	0.1352	14.24	0.0265
Lowest	16QAM	1	3	18.10	0.0646	10.83	0.0121
Middle		1	3	19.97	0.0993	12.88	0.0194
Highest		1	3	20.50	0.1122	13.58	0.0228
Limit	EIRP < 1W			Result		PASS	

LTE Band 4 / 3MHz (Average)							
Channel	Mode	RB		Horizontal		Vertical	
		Size	Offset	EIRP(dBm)	EIRP(W)	EIRP(dBm)	EIRP(W)
Lowest	QPSK	1	8	20.34	0.1081	12.35	0.0172
Middle		1	8	19.94	0.0986	13.13	0.0206
Highest		1	8	20.81	0.1205	13.99	0.0251
Lowest	16QAM	1	8	17.87	0.0612	10.80	0.0120
Middle		1	8	19.21	0.0834	12.43	0.0175
Highest		1	8	20.02	0.1005	13.47	0.0222
Limit	EIRP < 1W			Result		PASS	

LTE Band 4 / 5MHz (Average)							
Channel	Mode	RB		Horizontal		Vertical	
		Size	Offset	EIRP(dBm)	EIRP(W)	EIRP(dBm)	EIRP(W)
Lowest	QPSK	1	0	20.06	0.1014	12.85	0.0193
Middle		1	0	20.03	0.1007	12.99	0.0199
Highest		1	0	20.86	0.1219	13.93	0.0247
Lowest	16QAM	1	0	19.32	0.0855	12.17	0.0165
Middle		1	0	19.27	0.0845	12.38	0.0173
Highest		1	0	20.23	0.1054	13.37	0.0217
Limit	EIRP < 1W			Result		PASS	

LTE Band 4 / 10MHz (Average)							
Channel	Mode	RB		Horizontal		Vertical	
		Size	Offset	EIRP(dBm)	EIRP(W)	EIRP(dBm)	EIRP(W)
Lowest	QPSK	1	49	20.65	0.1161	12.97	0.0198
Middle		1	49	20.63	0.1156	13.23	0.0210
Highest		1	49	21.31	0.1352	14.06	0.0255
Lowest	16QAM	1	0	19.39	0.0869	12.12	0.0163
Middle		1	0	19.39	0.0869	12.43	0.0175
Highest		1	0	20.14	0.1033	13.13	0.0206
Limit	EIRP < 1W			Result		PASS	

LTE Band 4 / 15MHz (Average)							
Channel	Mode	RB		Horizontal		Vertical	
		Size	Offset	EIRP(dBm)	EIRP(W)	EIRP(dBm)	EIRP(W)
Lowest	QPSK	1	37	20.42	0.1102	12.67	0.0185
Middle		1	37	20.31	0.1074	12.88	0.0194
Highest		1	37	21.29	0.1346	13.66	0.0232
Lowest	16QAM	1	37	19.94	0.0986	12.20	0.0166
Middle		1	37	19.64	0.0920	12.46	0.0176
Highest		1	37	20.62	0.1153	12.97	0.0198
Limit	EIRP < 1W			Result		PASS	

LTE Band 4 / 20MHz (Average)							
Channel	Mode	RB		Horizontal		Vertical	
		Size	Offset	EIRP(dBm)	EIRP(W)	EIRP(dBm)	EIRP(W)
Lowest	QPSK	50	0	19.52	0.0895	12.31	0.0170
Middle		50	0	19.28	0.0847	12.38	0.0173
Highest		50	0	19.97	0.0993	13.48	0.0223
Lowest	16QAM	1	0	19.23	0.0838	12.18	0.0165
Middle		1	0	19.35	0.0861	12.38	0.0173
Highest		1	0	20.06	0.1014	12.99	0.0199
Limit	EIRP < 1W			Result		PASS	

LTE Band 5 / 1.4MHz (Average)							
Channel	Mode	RB		Horizontal		Vertical	
		Size	Offset	ERP(dBm)	ERP(W)	ERP(dBm)	ERP(W)
Lowest	QPSK	3	3	9.26	0.0084	14.90	0.0309
Middle		3	3	9.86	0.0097	14.89	0.0308
Highest		3	3	10.07	0.0102	14.40	0.0275
Lowest	16QAM	1	3	8.51	0.0071	14.04	0.0254
Middle		1	3	9.06	0.0081	14.06	0.0255
Highest		1	3	9.34	0.0086	13.63	0.0231
Limit	ERP < 7W			Result		PASS	

LTE Band 5 / 3MHz (Average)							
Channel	Mode	RB		Horizontal		Vertical	
		Size	Offset	ERP(dBm)	ERP(W)	ERP(dBm)	ERP(W)
Lowest	QPSK	1	8	9.05	0.0080	14.48	0.0281
Middle		1	8	9.60	0.0091	14.48	0.0281
Highest		1	8	9.83	0.0096	14.06	0.0255
Lowest	16QAM	1	8	8.39	0.0069	13.74	0.0237
Middle		1	8	8.83	0.0076	13.82	0.0241
Highest		1	8	9.10	0.0081	13.36	0.0217
Limit	ERP < 7W			Result		PASS	

LTE Band 5 / 5MHz (Average)							
Channel	Mode	RB		Horizontal		Vertical	
		Size	Offset	ERP(dBm)	ERP(W)	ERP(dBm)	ERP(W)
Lowest	QPSK	1	0	8.87	0.0077	14.39	0.0275
Middle		1	0	9.62	0.0092	14.66	0.0292
Highest		1	0	9.56	0.0090	13.94	0.0248
Lowest	16QAM	1	12	8.37	0.0069	13.90	0.0245
Middle		1	12	9.10	0.0081	13.93	0.0247
Highest		1	12	9.17	0.0083	13.33	0.0215
Limit	ERP < 7W			Result		PASS	

LTE Band 5 / 10MHz (Average)							
Channel	Mode	RB		Horizontal		Vertical	
		Size	Offset	ERP(dBm)	ERP(W)	ERP(dBm)	ERP(W)
Lowest	QPSK	1	0	8.75	0.0075	14.19	0.0262
Middle		1	0	9.33	0.0086	14.52	0.0283
Highest		1	0	9.57	0.0091	14.39	0.0275
Lowest	16QAM	1	0	8.16	0.0065	13.62	0.0230
Middle		1	0	8.65	0.0073	13.78	0.0239
Highest		1	0	8.85	0.0077	13.68	0.0233
Limit	ERP < 7W			Result		PASS	

LTE Band 7 / 5MHz (Average)							
Channel	Mode	RB		Horizontal		Vertical	
		Size	Offset	EIRP(dBm)	EIRP(W)	EIRP(dBm)	EIRP(W)
Lowest	QPSK	1	0	13.01	0.0200	11.53	0.0142
Middle		1	0	14.04	0.0254	12.80	0.0191
Highest		1	0	15.40	0.0347	15.09	0.0323
Lowest	16QAM	1	0	12.18	0.0165	10.61	0.0115
Middle		1	0	13.19	0.0208	11.93	0.0156
Highest		1	0	14.54	0.0284	14.23	0.0265
Limit	EIRP < 2W			Result		PASS	

LTE Band 7 / 10MHz (Average)							
Channel	Mode	RB		Horizontal		Vertical	
		Size	Offset	EIRP(dBm)	EIRP(W)	EIRP(dBm)	EIRP(W)
Lowest	QPSK	1	0	13.45	0.0221	11.69	0.0148
Middle		1	0	14.17	0.0261	12.90	0.0195
Highest		1	0	15.88	0.0387	15.31	0.0340
Lowest	16QAM	1	0	12.50	0.0178	10.75	0.0119
Middle		1	0	13.15	0.0207	11.89	0.0155
Highest		1	0	14.94	0.0312	14.36	0.0273
Limit	EIRP < 2W			Result		PASS	

LTE Band 7 / 15MHz (Average)							
Channel	Mode	RB		Horizontal		Vertical	
		Size	Offset	EIRP(dBm)	EIRP(W)	EIRP(dBm)	EIRP(W)
Lowest	QPSK	1	74	12.34	0.0171	12.80	0.0191
Middle		1	74	13.51	0.0224	12.97	0.0198
Highest		1	74	15.03	0.0318	13.46	0.0222
Lowest	16QAM	1	74	11.46	0.0140	11.85	0.0153
Middle		1	74	12.59	0.0182	12.04	0.0160
Highest		1	74	14.14	0.0259	12.69	0.0186
Limit	EIRP < 2W			Result		PASS	

LTE Band 7 / 20MHz (Average)							
Channel	Mode	RB		Horizontal		Vertical	
		Size	Offset	EIRP(dBm)	EIRP(W)	EIRP(dBm)	EIRP(W)
Lowest	QPSK	1	0	14.03	0.0253	11.84	0.0153
Middle		1	0	14.59	0.0288	13.12	0.0205
Highest		1	0	15.37	0.0344	14.67	0.0293
Lowest	16QAM	1	99	14.06	0.0255	12.04	0.0160
Middle		1	99	14.36	0.0273	12.91	0.0195
Highest		1	99	15.34	0.0342	14.90	0.0309
Limit	EIRP < 2W			Result		PASS	

LTE Band 12 / 1.4MHz (Average)							
Channel	Mode	RB		Horizontal		Vertical	
		Size	Offset	ERP(dBm)	ERP(W)	ERP(dBm)	ERP(W)
Lowest	QPSK	1	0	0.71	0.0012	12.01	0.0159
Middle		1	0	1.27	0.0013	12.71	0.0187
Highest		1	0	1.66	0.0015	12.46	0.0176
Lowest	16QAM	1	0	-1.22	0.0008	10.14	0.0103
Middle		1	0	0.23	0.0011	11.89	0.0155
Highest		1	0	0.38	0.0011	11.27	0.0134
Limit	ERP < 3W			Result		PASS	

LTE Band 12 / 3MHz (Average)							
Channel	Mode	RB		Horizontal		Vertical	
		Size	Offset	ERP(dBm)	ERP(W)	ERP(dBm)	ERP(W)
Lowest	QPSK	1	0	0.08	0.0010	11.58	0.0144
Middle		1	0	0.12	0.0010	11.81	0.0152
Highest		1	0	1.67	0.0015	12.99	0.0199
Lowest	16QAM	1	0	-0.22	0.0010	10.93	0.0124
Middle		1	0	0.75	0.0012	12.12	0.0163
Highest		1	0	1.15	0.0013	12.07	0.0161
Limit	ERP < 3W			Result		PASS	

LTE Band 12 / 5MHz (Average)							
Channel	Mode	RB		Horizontal		Vertical	
		Size	Offset	ERP(dBm)	ERP(W)	ERP(dBm)	ERP(W)
Lowest	QPSK	1	0	0.02	0.0010	11.57	0.0144
Middle		1	0	-0.25	0.0009	11.42	0.0139
Highest		1	0	0.94	0.0012	12.62	0.0183
Lowest	16QAM	1	0	-1.01	0.0008	10.35	0.0108
Middle		1	0	-1.01	0.0008	10.66	0.0116
Highest		1	0	0.19	0.0010	11.30	0.0135
Limit	ERP < 3W			Result		PASS	

LTE Band 12 / 10MHz (Average)							
Channel	Mode	RB		Horizontal		Vertical	
		Size	Offset	ERP(dBm)	ERP(W)	ERP(dBm)	ERP(W)
Lowest	QPSK	1	0	0.47	0.0011	11.90	0.0155
Middle		1	0	0.23	0.0011	11.67	0.0147
Highest		1	0	-1.25	0.0007	10.50	0.0112
Lowest	16QAM	1	0	0.61	0.0012	11.72	0.0149
Middle		1	0	1.39	0.0014	12.75	0.0188
Highest		1	0	0.74	0.0012	11.62	0.0145
Limit	ERP < 3W			Result		PASS	

LTE Band 17 / 5MHz (Average)							
Channel	Mode	RB		Horizontal		Vertical	
		Size	Offset	ERP(dBm)	ERP(W)	ERP(dBm)	ERP(W)
Lowest	QPSK	1	0	0.70	0.0012	11.93	0.0156
Middle		1	0	1.71	0.0015	12.70	0.0186
Highest		1	0	1.69	0.0015	12.48	0.0177
Lowest	16QAM	1	0	0.50	0.0011	11.79	0.0151
Middle		1	0	1.21	0.0013	12.07	0.0161
Highest		1	0	1.09	0.0013	11.81	0.0152
Limit	ERP < 3W			Result		PASS	

LTE Band 17 / 10MHz (Average)							
Channel	Mode	RB		Horizontal		Vertical	
		Size	Offset	ERP(dBm)	ERP(W)	ERP(dBm)	ERP(W)
Lowest	QPSK	1	0	1.04	0.0013	11.97	0.0157
Middle		1	0	1.09	0.0013	12.14	0.0164
Highest		1	0	1.59	0.0014	12.55	0.0180
Lowest	16QAM	1	0	0.45	0.0011	11.45	0.0140
Middle		1	0	0.46	0.0011	11.62	0.0145
Highest		1	0	0.83	0.0012	12.06	0.0161
Limit	ERP < 3W			Result		PASS	

LTE Band 41 / 5MHz (Average)							
Channel	Mode	RB		Horizontal		Vertical	
		Size	Offset	EIRP(dBm)	EIRP(W)	EIRP(dBm)	EIRP(W)
Lowest	QPSK	1	0	15.03	0.0318	13.67	0.0233
Middle		1	0	16.35	0.0432	15.19	0.0330
Highest		1	0	15.73	0.0374	17.27	0.0533
Lowest	16QAM	1	0	14.42	0.0277	12.94	0.0197
Middle		1	0	15.62	0.0365	14.57	0.0286
Highest		1	0	15.25	0.0335	16.47	0.0444
Limit	EIRP < 2W			Result		PASS	

LTE Band 41 / 10MHz (Average)							
Channel	Mode	RB		Horizontal		Vertical	
		Size	Offset	EIRP(dBm)	EIRP(W)	EIRP(dBm)	EIRP(W)
Lowest	QPSK	1	0	15.29	0.0338	13.52	0.0225
Middle		1	0	16.67	0.0465	15.18	0.0330
Highest		1	0	16.56	0.0453	16.94	0.0494
Lowest	16QAM	1	0	14.66	0.0292	12.88	0.0194
Middle		1	0	16.02	0.0400	14.52	0.0283
Highest		1	0	16.02	0.0400	16.58	0.0455
Limit	EIRP < 2W			Result		PASS	

LTE Band 41 / 15MHz (Average)							
Channel	Mode	RB		Horizontal		Vertical	
		Size	Offset	EIRP(dBm)	EIRP(W)	EIRP(dBm)	EIRP(W)
Lowest	QPSK	1	0	16.28	0.0425	14.42	0.0277
Middle		1	0	17.14	0.0518	15.66	0.0368
Highest		1	0	17.00	0.0501	17.88	0.0614
Lowest	16QAM	1	0	15.46	0.0352	13.57	0.0228
Middle		1	0	16.13	0.0410	15.06	0.0321
Highest		1	0	16.36	0.0433	17.42	0.0552
Limit	EIRP < 2W			Result		PASS	

LTE Band 41 / 20MHz (Average)							
Channel	Mode	RB		Horizontal		Vertical	
		Size	Offset	EIRP(dBm)	EIRP(W)	EIRP(dBm)	EIRP(W)
Lowest	QPSK	1	0	16.48	0.0445	15.13	0.0326
Middle		1	0	17.22	0.0527	16.00	0.0398
Highest		1	0	17.51	0.0564	18.60	0.0724
Lowest	16QAM	1	0	15.50	0.0355	14.06	0.0255
Middle		1	0	16.64	0.0461	15.44	0.0350
Highest		1	0	16.88	0.0488	17.79	0.0601
Limit	EIRP < 2W			Result		PASS	

LTE Band 26 / 1.4MHz (Average)							
Channel	Mode	RB		Horizontal		Vertical	
		Size	Offset	ERP(dBm)	ERP(W)	ERP(dBm)	ERP(W)
Lowest	QPSK	1	0	5.14	0.0033	11.05	0.0127
Middle		1	0	9.23	0.0084	13.91	0.0246
Highest		1	0	9.37	0.0086	13.41	0.0219
Lowest	16QAM	1	0	4.51	0.0028	10.45	0.0111
Middle		1	0	8.40	0.0069	13.34	0.0216
Highest		1	0	8.58	0.0072	12.73	0.0187
Limit	ERP < 7W			Result		PASS	

LTE Band 26 / 3MHz (Average)							
Channel	Mode	RB		Horizontal		Vertical	
		Size	Offset	ERP(dBm)	ERP(W)	ERP(dBm)	ERP(W)
Lowest	QPSK	1	0	5.17	0.0033	11.22	0.0132
Middle		1	0	9.03	0.0080	13.89	0.0245
Highest		1	0	9.34	0.0086	13.62	0.0230
Lowest	16QAM	1	0	4.64	0.0029	10.48	0.0112
Middle		1	0	8.39	0.0069	13.22	0.0210
Highest		1	0	8.99	0.0079	12.84	0.0192
Limit	ERP < 7W			Result		PASS	

LTE Band 26 / 5MHz (Average)							
Channel	Mode	RB		Horizontal		Vertical	
		Size	Offset	ERP(dBm)	ERP(W)	ERP(dBm)	ERP(W)
Lowest	QPSK	1	0	5.23	0.0033	10.96	0.0125
Middle		1	0	9.00	0.0079	13.83	0.0242
Highest		1	0	9.30	0.0085	13.51	0.0224
Lowest	16QAM	1	0	4.71	0.0030	10.75	0.0119
Middle		1	0	8.31	0.0068	13.17	0.0207
Highest		1	0	8.81	0.0076	13.18	0.0208
Limit	ERP < 7W			Result		PASS	

LTE Band 26 / 10MHz (Average)							
Channel	Mode	RB		Horizontal		Vertical	
		Size	Offset	ERP(dBm)	ERP(W)	ERP(dBm)	ERP(W)
Lowest	QPSK	1	0	4.82	0.0030	10.83	0.0121
Middle		1	0	8.50	0.0071	13.39	0.0218
Highest		1	0	8.95	0.0079	13.68	0.0233
Lowest	16QAM	1	0	4.14	0.0026	10.02	0.0100
Middle		1	0	8.04	0.0064	12.80	0.0191
Highest		1	0	8.47	0.0070	12.89	0.0195
Limit	ERP < 7W			Result		PASS	

LTE Band 26 / 15MHz (Average)							
Channel	Mode	RB		Horizontal		Vertical	
		Size	Offset	ERP(dBm)	ERP(W)	ERP(dBm)	ERP(W)
Lowest	QPSK	1	0	4.82	0.0030	10.83	0.0121
Middle		1	0	8.50	0.0071	13.39	0.0218
Highest		1	0	8.95	0.0079	13.68	0.0233
Lowest	16QAM	1	0	4.20	0.0026	10.17	0.0104
Middle		1	0	7.90	0.0062	12.97	0.0198
Highest		1	0	8.30	0.0068	12.99	0.0199
Limit	ERP < 7W			Result		PASS	

LTE Band 38 / 5MHz (Average)							
Channel	Mode	RB		Horizontal		Vertical	
		Size	Offset	EIRP(dBm)	EIRP(W)	EIRP(dBm)	EIRP(W)
Lowest	QPSK	1	0	16.13	0.0410	15.73	0.0374
Middle		1	0	16.79	0.0478	16.37	0.0434
Highest		1	0	17.21	0.0526	17.45	0.0556
Lowest	16QAM	1	12	16.91	0.0491	16.26	0.0423
Middle		1	12	16.62	0.0459	16.44	0.0441
Highest		1	12	17.22	0.0527	17.47	0.0558
Limit	EIRP < 2W			Result		PASS	

LTE Band 38 / 10MHz (Average)							
Channel	Mode	RB		Horizontal		Vertical	
		Size	Offset	EIRP(dBm)	EIRP(W)	EIRP(dBm)	EIRP(W)
Lowest	QPSK	1	0	16.58	0.0455	15.12	0.0325
Middle		1	0	16.82	0.0481	16.36	0.0433
Highest		1	0	17.15	0.0519	17.47	0.0558
Lowest	16QAM	1	0	16.00	0.0398	15.79	0.0379
Middle		1	0	15.98	0.0396	15.78	0.0378
Highest		1	0	17.16	0.0520	17.35	0.0543
Limit	EIRP < 2W			Result		PASS	

LTE Band 38 / 15MHz (Average)							
Channel	Mode	RB		Horizontal		Vertical	
		Size	Offset	EIRP(dBm)	EIRP(W)	EIRP(dBm)	EIRP(W)
Lowest	QPSK	1	0	16.71	0.0469	16.56	0.0453
Middle		1	0	17.37	0.0546	16.19	0.0416
Highest		1	0	17.30	0.0537	18.04	0.0637
Lowest	16QAM	1	0	16.86	0.0485	16.54	0.0451
Middle		1	0	17.40	0.0550	16.99	0.0500
Highest		1	0	17.28	0.0535	17.94	0.0622
Limit	EIRP < 2W			Result		PASS	

LTE Band 38 / 20MHz (Average)							
Channel	Mode	RB		Horizontal		Vertical	
		Size	Offset	EIRP(dBm)	EIRP(W)	EIRP(dBm)	EIRP(W)
Lowest	QPSK	1	0	17.08	0.0511	16.15	0.0412
Middle		1	0	17.77	0.0598	16.66	0.0463
Highest		1	0	18.38	0.0689	17.35	0.0543
Lowest	16QAM	1	0	16.93	0.0493	16.06	0.0404
Middle		1	0	17.74	0.0594	16.61	0.0458
Highest		1	0	18.34	0.0682	17.29	0.0536
Limit	EIRP < 2W			Result		PASS	

Radiated Spurious Emission

<Top Ant. with SIM1>

LTE Band 2

LTE Band 2 / 1.4MHz / QPSK									
Channel	Frequency (MHz)	EIRP (dBm)	Limit (dBm)	Over Limit (dB)	SPA Reading (dBm)	S.G. Power (dBm)	TX Cable loss (dB)	TX Antenna Gain (dBi)	Polarization (H/V)
Lowest	3700	-62.79	-13	-49.79	-77.33	-69.36	1.67	8.24	H
	5555	-47.30	-13	-34.30	-67.49	-54.37	2.66	9.72	H
	7403	-48.66	-13	-35.66	-74.19	-57.81	2.46	11.61	H
									H
									H
									H
	3700	-62.30	-13	-49.30	-76.79	-68.87	1.67	8.24	V
	5555	-48.06	-13	-35.06	-66.7	-55.13	2.66	9.72	V
	7403	-48.88	-13	-35.88	-73.2	-58.03	2.46	11.61	V
									V
									V
									V
Middle	3763	-60.89	-13	-47.89	-75.65	-67.52	1.69	8.32	H
	5639	-49.18	-13	-36.18	-69.11	-56.23	2.71	9.76	H
	7522	-48.07	-13	-35.07	-73.12	-57.46	2.42	11.81	H
									H
									H
									H
	3763	-62.59	-13	-49.59	-76.96	-69.22	1.69	8.32	V
	5639	-47.06	-13	-34.06	-65.48	-54.11	2.71	9.76	V
	7522	-46.84	-13	-33.84	-71.08	-56.23	2.42	11.81	V
									V
									V
									V

Highest	3819	-60.44	-13	-47.44	-75.32	-67.12	1.70	8.38	H
	5730	-47.40	-13	-34.40	-67.57	-54.43	2.76	9.79	H
	7634	-47.09	-13	-34.09	-71.84	-56.58	2.39	11.88	H
									H
									H
									H
	3819	-61.73	-13	-48.73	-75.9	-68.41	1.70	8.38	V
	5730	-45.72	-13	-32.72	-64.75	-52.75	2.76	9.79	V
	7634	-46.03	-13	-33.03	-70.05	-55.52	2.39	11.88	V
									V
									V
									V

Remark: Spurious emissions within 30-1000MHz were found more than 20dB below limit line.

LTE Band 2 / 3MHz / QPSK									
Channel	Frequency (MHz)	EIRP (dBm)	Limit (dBm)	Over Limit (dB)	SPA Reading (dBm)	S.G. Power (dBm)	TX Cable loss (dB)	TX Antenna Gain (dBi)	Polarization (H/V)
Lowest	3707	-60.18	-13	-47.18	-74.71	-66.76	1.67	8.25	H
	5555	-42.46	-13	-29.46	-62.6	-49.53	2.66	9.72	H
	7410	-50.23	-13	-37.23	-75.71	-59.39	2.46	11.62	H
									H
									H
									H
	3707	-60.20	-13	-47.20	-74.68	-66.78	1.67	8.25	V
	5555	-43.03	-13	-30.03	-61.64	-50.1	2.66	9.72	V
	7410	-47.77	-13	-34.77	-72.07	-56.93	2.46	11.62	V
									V
									V
									V
Middle	3763	-59.18	-13	-46.18	-73.96	-65.81	1.69	8.32	H
	5639	-45.37	-13	-32.37	-65.28	-52.42	2.71	9.76	H
	7522	-48.36	-13	-35.36	-73.39	-57.75	2.42	11.81	H
									H
									H
									H
	3763	-60.28	-13	-47.28	-74.59	-66.91	1.69	8.32	V
	5639	-43.83	-13	-30.83	-62.31	-50.88	2.71	9.76	V
	7522	-45.74	-13	-32.74	-69.88	-55.13	2.42	11.81	V
									V
									V
									V

Highest	3819	-59.63	-13	-46.63	-74.53	-66.31	1.70	8.38	H
	5723	-46.89	-13	-33.89	-67.1	-53.93	2.75	9.79	H
	7634	-45.79	-13	-32.79	-70.52	-55.28	2.39	11.88	H
	11453.5	-45.12	-13	-32.12	-75.49	-54.76	2.68	12.32	H
									H
									H
	3819	-61.23	-13	-48.23	-75.42	-67.91	1.70	8.38	V
	5723	-44.67	-13	-31.67	-63.67	-51.71	2.75	9.79	V
	7634	-44.62	-13	-31.62	-68.15	-54.11	2.39	11.88	V
	11453.5	-48.09	-13	-35.09	-77.44	-57.73	2.68	12.32	V
									V
									V

Remark: Spurious emissions within 30-1000MHz were found more than 20dB below limit line.

LTE Band 2 / 5MHz / QPSK									
Channel	Frequency (MHz)	EIRP (dBm)	Limit (dBm)	Over Limit (dB)	SPA Reading (dBm)	S.G. Power (dBm)	TX Cable loss (dB)	TX Antenna Gain (dBi)	Polarization (H/V)
Lowest	3700	-60.45	-13	-47.45	-75.02	-67.02	1.67	8.24	H
	5548	-42.70	-13	-29.70	-62.89	-49.77	2.65	9.72	H
	7403	-48.95	-13	-35.95	-74.47	-58.1	2.46	11.61	H
									H
									H
									H
	3700	-60.46	-13	-47.46	-74.93	-67.03	1.67	8.24	V
	5548	-41.60	-13	-28.60	-60.26	-48.67	2.65	9.72	V
	7403	-45.29	-13	-32.29	-69.58	-54.44	2.46	11.61	V
									V
									V
									V
Middle	3756	-59.96	-13	-46.96	-74.68	-66.58	1.68	8.31	H
	5632	-43.31	-13	-30.31	-63.34	-50.36	2.70	9.75	H
	7515	-47.77	-13	-34.77	-72.87	-57.15	2.42	11.81	H
									H
									H
									H
	3756	-60.38	-13	-47.38	-74.79	-67	1.68	8.31	V
	5632	-43.06	-13	-30.06	-61.45	-50.11	2.70	9.75	V
	7515	-44.36	-13	-31.36	-68.57	-53.74	2.42	11.81	V
									V
									V
									V

Highest	3812	-60.44	-13	-47.44	-75.18	-67.11	1.70	8.37	H
	5716	-42.42	-13	-29.42	-62.57	-49.46	2.75	9.79	H
	7620	-48.31	-13	-35.31	-73.09	-57.79	2.39	11.87	H
	11434.5	-45.57	-13	-32.57	-75.89	-55.21	2.68	12.33	H
									H
									H
	3812	-60.66	-13	-47.66	-74.82	-67.33	1.70	8.37	V
	5716	-40.51	-13	-27.51	-59.47	-47.55	2.75	9.79	V
	7620	-44.91	-13	-31.91	-68.88	-54.39	2.39	11.87	V
	11434.5	-47.74	-13	-34.74	-77.07	-57.38	2.68	12.33	V
									V
									V

Remark: Spurious emissions within 30-1000MHz were found more than 20dB below limit line.

LTE Band 2 / 10MHz / QPSK									
Channel	Frequency (MHz)	EIRP (dBm)	Limit (dBm)	Over Limit (dB)	SPA Reading (dBm)	S.G. Power (dBm)	TX Cable loss (dB)	TX Antenna Gain (dBi)	Polarization (H/V)
Lowest	3700	-58.24	-13	-45.24	-72.83	-64.81	1.67	8.24	H
	5555	-43.88	-13	-30.88	-64.05	-50.95	2.66	9.72	H
	7403	-49.96	-13	-36.96	-75.49	-59.11	2.46	11.61	H
	11102	-47.12	-13	-34.12	-77.39	-56.89	2.69	12.46	H
									H
									H
	3700	-59.06	-13	-46.06	-73.5	-65.63	1.67	8.24	V
	5555	-42.64	-13	-29.64	-61.23	-49.71	2.66	9.72	V
	7403	-48.84	-13	-35.84	-73.19	-57.99	2.46	11.61	V
	11102	-50.30	-13	-37.30	-79.07	-60.07	2.69	12.46	V
									V
									V
Middle	3749	-57.88	-13	-44.88	-72.58	-64.5	1.68	8.30	H
	5625	-40.64	-13	-27.64	-60.7	-47.69	2.70	9.75	H
	7501	-49.54	-13	-36.54	-74.71	-58.91	2.43	11.80	H
									H
									H
									H
	3749	-58.40	-13	-45.40	-72.87	-65.02	1.68	8.30	V
	5625	-41.61	-13	-28.61	-60.12	-48.66	2.70	9.75	V
	7501	-47.66	-13	-34.66	-71.98	-57.03	2.43	11.80	V
									V
									V
									V

Highest	3805	-57.58	-13	-44.58	-72.34	-64.25	1.70	8.37	H
	5702	-44.78	-13	-31.78	-65.05	-51.82	2.74	9.78	H
	7606	-49.05	-13	-36.05	-73.78	-58.52	2.40	11.86	H
	11406	-45.71	-13	-32.71	-76.12	-55.36	2.68	12.34	H
									H
									H
	3805	-57.26	-13	-44.26	-71.39	-63.93	1.70	8.37	V
	5702	-43.59	-13	-30.59	-62.55	-50.63	2.74	9.78	V
	7606	-45.03	-13	-32.03	-69.02	-54.5	2.40	11.86	V
	11406	-48.31	-13	-35.31	-77.58	-57.96	2.68	12.34	V
									V
									V

Remark: Spurious emissions within 30-1000MHz were found more than 20dB below limit line.

LTE Band 2 / 15MHz / QPSK									
Channel	Frequency (MHz)	EIRP (dBm)	Limit (dBm)	Over Limit (dB)	SPA Reading (dBm)	S.G. Power (dBm)	TX Cable loss (dB)	TX Antenna Gain (dBi)	Polarization (H/V)
Lowest	3714	-59.26	-13	-46.26	-73.93	-65.85	1.67	8.26	H
	5576	-42.74	-13	-29.74	-62.85	-49.8	2.67	9.73	H
	7431	-49.01	-13	-36.01	-74.52	-58.22	2.45	11.66	H
									H
									H
									H
	3714	-60.90	-13	-47.90	-75.31	-67.49	1.67	8.26	V
	5576	-40.14	-13	-27.14	-58.34	-47.2	2.67	9.73	V
	7431	-47.34	-13	-34.34	-71.68	-56.55	2.45	11.66	V
									V
									V
									V
Middle	3763	-56.18	-13	-43.18	-70.95	-62.81	1.69	8.32	H
	5639	-42.98	-13	-29.98	-62.92	-50.03	2.71	9.76	H
	7522	-49.57	-13	-36.57	-74.65	-58.96	2.42	11.81	H
									H
									H
									H
	3763	-57.76	-13	-44.76	-72.18	-64.39	1.69	8.32	V
	5639	-42.70	-13	-29.70	-61.12	-49.75	2.71	9.76	V
	7522	-45.73	-13	-32.73	-69.86	-55.12	2.42	11.81	V
									V
									V
									V

Highest	3805	-58.56	-13	-45.56	-73.32	-65.23	1.70	8.37	H
	5709	-40.17	-13	-27.17	-60.34	-47.21	2.75	9.78	H
	7613	-49.35	-13	-36.35	-74.13	-58.82	2.39	11.87	H
	11415	-46.07	-13	-33.07	-76.51	-55.72	2.68	12.33	H
									H
									H
	3805	-59.85	-13	-46.85	-73.92	-66.52	1.70	8.37	V
	5709	-41.75	-13	-28.75	-60.73	-48.79	2.75	9.78	V
	7613	-46.61	-13	-33.61	-70.61	-56.08	2.39	11.87	V
	11415	-48.36	-13	-35.36	-77.68	-58.01	2.68	12.33	V
									V
									V

Remark: Spurious emissions within 30-1000MHz were found more than 20dB below limit line.

LTE Band 2 / 20MHz / QPSK									
Channel	Frequency (MHz)	EIRP (dBm)	Limit (dBm)	Over Limit (dB)	SPA Reading (dBm)	S.G. Power (dBm)	TX Cable loss (dB)	TX Antenna Gain (dBi)	Polarization (H/V)
Lowest	3700	-61.25	-13	-48.25	-75.8	-67.82	1.67	8.24	H
	5555	-40.08	-13	-27.08	-60.22	-47.15	2.66	9.72	H
	7403	-49.74	-13	-36.74	-75.22	-58.89	2.46	11.61	H
									H
									H
									H
	3700	-60.91	-13	-47.91	-75.36	-67.48	1.67	8.24	V
	5555	-40.34	-13	-27.34	-59	-47.41	2.66	9.72	V
	7403	-47.81	-13	-34.81	-72.21	-56.96	2.46	11.61	V
									V
									V
									V
Middle	3742	-59.25	-13	-46.25	-73.93	-65.86	1.68	8.29	H
	5611	-42.22	-13	-29.22	-62.3	-49.28	2.69	9.74	H
	7487	-47.57	-13	-34.57	-72.74	-56.91	2.43	11.77	H
									H
									H
									H
	3742	-60.58	-13	-47.58	-75.07	-67.19	1.68	8.29	V
	5611	-42.17	-13	-29.17	-60.51	-49.23	2.69	9.74	V
	7487	-44.58	-13	-31.58	-68.8	-53.92	2.43	11.77	V
									V
									V
									V

Highest	3784	-59.96	-13	-46.96	-74.74	-66.61	1.69	8.34	H
	5674	-40.89	-13	-27.89	-60.89	-47.93	2.73	9.77	H
	7564	-48.08	-13	-35.08	-72.93	-57.51	2.41	11.84	H
									H
									H
									H
	3784	-61.00	-13	-48.00	-75.26	-67.65	1.69	8.34	V
	5674	-41.62	-13	-28.62	-60.26	-48.66	2.73	9.77	V
	7564	-44.89	-13	-31.89	-68.94	-54.32	2.41	11.84	V
									V
									V
									V

Remark: Spurious emissions within 30-1000MHz were found more than 20dB below limit line.

LTE Band 4

LTE Band 4 / 1.4MHz / QPSK									
Channel	Frequency (MHz)	EIRP (dBm)	Limit (dBm)	Over Limit (dB)	SPA Reading (dBm)	S.G. Power (dBm)	TX Cable loss (dB)	TX Antenna Gain (dBi)	Polarization (H/V)
Lowest	3420	-57.23	-13	-44.23	-69.46	-63.3	1.58	7.65	H
	5135	-55.91	-13	-42.91	-75.11	-63.2	2.41	9.70	H
	6843	-52.03	-13	-39.03	-74.83	-60	2.64	10.61	H
									H
									H
									H
	3420	-61.13	-13	-48.13	-73.13	-67.2	1.58	7.65	V
	5135	-58.21	-13	-45.21	-75.82	-65.5	2.41	9.70	V
	6843	-55.83	-13	-42.83	-78.18	-63.8	2.64	10.61	V
	8551	-52.37	-13	-39.37	-77.48	-62.5	2.39	12.52	V
									V
									V
Middle	3462	-55.36	-13	-42.36	-68	-61.6	1.59	7.83	H
	5198	-54.55	-13	-41.55	-73.67	-61.8	2.45	9.70	H
	6927	-47.80	-13	-34.80	-70.83	-55.9	2.61	10.71	H
	8663	-50.15	-13	-37.15	-77.73	-60.3	2.41	12.57	H
									H
									H
	3462	-62.86	-13	-49.86	-75.65	-69.1	1.59	7.83	V
	5198	-61.25	-13	-48.25	-79	-68.5	2.45	9.70	V
	6927	-56.00	-13	-43.00	-79.16	-64.1	2.61	10.71	V
									V
									V
									V

Highest	3511	-53.69	-13	-40.69	-66.8	-60.1	1.61	8.01	H
	5261	-52.39	-13	-39.39	-71.42	-59.6	2.49	9.70	H
	7018	-47.85	-13	-34.85	-71.18	-56.1	2.58	10.84	H
									H
									H
									H
	3511	-56.49	-13	-43.49	-70.3	-62.9	1.61	8.01	V
	5261	-56.49	-13	-43.49	-74.63	-63.7	2.49	9.70	V
	7018	-51.95	-13	-38.95	-75.26	-60.2	2.58	10.84	V
									V
									V
									V

Remark: Spurious emissions within 30-1000MHz were found more than 20dB below limit line.

LTE Band 4 / 3MHz / QPSK									
Channel	Frequency (MHz)	EIRP (dBm)	Limit (dBm)	Over Limit (dB)	SPA Reading (dBm)	S.G. Power (dBm)	TX Cable loss (dB)	TX Antenna Gain (dBi)	Polarization (H/V)
Lowest	3427	-56.40	-13	-43.40	-68.96	-62.5	1.58	7.68	H
	5135	-55.01	-13	-42.01	-74.15	-62.3	2.41	9.70	H
	6850	-48.32	-13	-35.32	-71.02	-56.3	2.64	10.62	H
	8558	-49.96	-13	-36.96	-76.71	-60.1	2.39	12.52	H
	11984	9.62	-13	22.62			2.68	12.30	H
									H
	3427	-60.80	-13	-47.80	-72.99	-66.9	1.58	7.68	V
	5135	-57.51	-13	-44.51	-75.28	-64.8	2.41	9.70	V
	6850	-54.32	-13	-41.32	-77.09	-62.3	2.64	10.62	V
	8558	-51.36	-13	-38.36	-76.45	-61.5	2.39	12.52	V
									V
									V
Middle	3469	-54.53	-13	-41.53	-67.4	-60.8	1.59	7.86	H
	5198	-53.05	-13	-40.05	-72.21	-60.3	2.45	9.70	H
	6934	-47.69	-13	-34.69	-70.69	-55.8	2.61	10.72	H
	8663	-49.05	-13	-36.05	-76.45	-59.2	2.41	12.57	H
									H
									H
	3469	-58.53	-13	-45.53	-71.25	-64.8	1.59	7.86	V
	5198	-55.95	-13	-42.95	-74.09	-63.2	2.45	9.70	V
	6934	-53.19	-13	-40.19	-76.18	-61.3	2.61	10.72	V
	8663	-52.15	-13	-39.15	-77.42	-62.3	2.41	12.57	V
									V
									V

Highest	3511	-53.19	-13	-40.19	-66.48	-59.6	1.61	8.01	H
	5261	-51.49	-13	-38.49	-70.39	-58.7	2.49	9.70	H
	7018	-47.25	-13	-34.25	-70.43	-55.5	2.58	10.84	H
									H
									H
									H
	3511	-56.09	-13	-43.09	-69.67	-62.5	1.61	8.01	V
	5261	-55.39	-13	-42.39	-73.62	-62.6	2.49	9.70	V
	7018	-51.45	-13	-38.45	-74.7	-59.7	2.58	10.84	V
									V
									V
									V

Remark: Spurious emissions within 30-1000MHz were found more than 20dB below limit line.

LTE Band 4 / 5MHz / QPSK									
Channel	Frequency (MHz)	EIRP (dBm)	Limit (dBm)	Over Limit (dB)	SPA Reading (dBm)	S.G. Power (dBm)	TX Cable loss (dB)	TX Antenna Gain (dBi)	Polarization (H/V)
Lowest	3420	-56.53	-13	-43.53	-68.95	-62.6	1.58	7.65	H
	5128	-55.41	-13	-42.41	-74.49	-62.7	2.41	9.70	H
	6843	-50.63	-13	-37.63	-73.74	-58.6	2.64	10.61	H
	8551	-47.97	-13	-34.97	-74.27	-58.1	2.39	12.52	H
	11976	-44.88	-13	-31.88	-77.33	-54.5	2.68	12.30	H
									H
	3420	-61.03	-13	-48.03	-72.77	-67.1	1.58	7.65	V
	5128	-57.21	-13	-44.21	-75.17	-64.5	2.41	9.70	V
	6843	-54.33	-13	-41.33	-77.11	-62.3	2.64	10.61	V
	8551	-46.37	-13	-33.37	-71.76	-56.5	2.39	12.52	V
									V
									V
Middle	3462	-54.66	-13	-41.66	-67.55	-60.9	1.59	7.83	H
	5191	-55.25	-13	-42.25	-74.25	-62.5	2.45	9.70	H
	6920	-46.51	-13	-33.51	-69.85	-54.6	2.62	10.70	H
	8649	-48.25	-13	-35.25	-75.83	-58.4	2.41	12.56	H
									H
									H
	3462	-58.56	-13	-45.56	-71.56	-64.8	1.59	7.83	V
	5191	-56.35	-13	-43.35	-74.56	-63.6	2.45	9.70	V
	6920	-52.71	-13	-39.71	-75.38	-60.8	2.62	10.70	V
	8649	-49.95	-13	-36.95	-75.43	-60.1	2.41	12.56	V
									V
									V

Highest	3504	-52.70	-13	-39.70	-65.77	-59.1	1.61	8.00	H
	5254	-54.08	-13	-41.08	-72.97	-61.3	2.48	9.70	H
	7004	-46.68	-13	-33.68	-69.87	-54.9	2.59	10.81	H
									H
									H
									H
	3504	-56.50	-13	-43.50	-70.14	-62.9	1.61	8.00	V
	5254	-56.88	-13	-43.88	-75.16	-64.1	2.48	9.70	V
	7004	-51.08	-13	-38.08	-74.46	-59.3	2.59	10.81	V
									V
									V
									V

Remark: Spurious emissions within 30-1000MHz were found more than 20dB below limit line.

LTE Band 4 / 10MHz / QPSK									
Channel	Frequency (MHz)	EIRP (dBm)	Limit (dBm)	Over Limit (dB)	SPA Reading (dBm)	S.G. Power (dBm)	TX Cable loss (dB)	TX Antenna Gain (dBi)	Polarization (H/V)
Lowest	3441	-54.30	-13	-41.30	-67.16	-60.45	1.59	7.74	H
	5156	-54.69	-13	-41.69	-73.93	-61.96	2.43	9.70	H
	6878	-46.25	-13	-33.25	-69.59	-54.27	2.63	10.65	H
	8600	-50.02	-13	-37.02	-77.46	-60.16	2.40	12.54	H
									H
									H
	3441	-58.13	-13	-45.13	-71.02	-64.28	1.59	7.74	V
	5156	-55.02	-13	-42.02	-74.23	-62.29	2.43	9.70	V
	6878	-52.49	-13	-39.49	-77.58	-60.51	2.63	10.65	V
	8600	-51.40	-13	-38.40	-77.05	-61.54	2.40	12.54	V
									V
									V
Middle	3476	-55.82	-13	-42.82	-68.97	-62.12	1.60	7.89	H
	5212	-49.52	-13	-36.52	-68.83	-56.76	2.46	9.70	H
	6948	-49.17	-13	-36.17	-72.76	-57.3	2.61	10.74	H
	8684	-47.56	-13	-34.56	-75.45	-57.72	2.41	12.57	H
									H
									H
	3476	-59.61	-13	-46.61	-73.16	-65.91	1.60	7.89	V
	5212	-53.72	-13	-40.72	-72.21	-60.96	2.46	9.70	V
	6948	-54.09	-13	-41.09	-77.38	-62.22	2.61	10.74	V
	8684	-52.25	-13	-39.25	-77.99	-62.41	2.41	12.57	V
									V
									V

Highest	3511	-55.09	-13	-42.09	-68.4	-61.5	1.61	8.01	H
	5261	-50.79	-13	-37.79	-69.52	-58	2.49	9.70	H
	7018	-47.55	-13	-34.55	-71.06	-55.8	2.58	10.84	H
	8775	-50.02	-13	-37.02	-77.83	-60.2	2.43	12.61	H
									H
									H
	3511	-56.69	-13	-43.69	-70.55	-63.1	1.61	8.01	V
	5261	-54.59	-13	-41.59	-74.13	-61.8	2.49	9.70	V
	7018	-51.85	-13	-38.85	-75.15	-60.1	2.58	10.84	V
									V
									V
									V

Remark: Spurious emissions within 30-1000MHz were found more than 20dB below limit line.

LTE Band 4 / 15MHz / QPSK									
Channel	Frequency (MHz)	EIRP (dBm)	Limit (dBm)	Over Limit (dB)	SPA Reading (dBm)	S.G. Power (dBm)	TX Cable loss (dB)	TX Antenna Gain (dBi)	Polarization (H/V)
Lowest	3434	-53.97	-13	-40.97	-66.12	-60.1	1.58	7.71	H
	5156	-56.23	-13	-43.23	-75.39	-63.5	2.43	9.70	H
	6871	-47.49	-13	-34.49	-70.32	-55.5	2.63	10.65	H
									H
									H
									H
	3434	-58.47	-13	-45.47	-70.77	-64.6	1.58	7.71	V
	5156	-57.83	-13	-44.83	-75.74	-65.1	2.43	9.70	V
	6871	-52.69	-13	-39.69	-75.5	-60.7	2.63	10.65	V
	8586	-52.36	-13	-39.36	-77.54	-62.5	2.39	12.53	V
									V
									V
Middle	3462	-55.16	-13	-42.16	-67.81	-61.4	1.59	7.83	H
	5198	-54.65	-13	-41.65	-73.59	-61.9	2.45	9.70	H
	6927	-48.00	-13	-35.00	-71.22	-56.1	2.61	10.71	H
	8663	-49.15	-13	-36.15	-76.65	-59.3	2.41	12.57	H
									H
									H
	3462	-58.86	-13	-45.86	-72.08	-65.1	1.59	7.83	V
	5198	-55.85	-13	-42.85	-73.86	-63.1	2.45	9.70	V
	6927	-53.80	-13	-40.80	-76.85	-61.9	2.61	10.71	V
									V
									V
									V

Highest	3497	-53.12	-13	-40.12	-65.98	-59.5	1.60	7.99	H
	5240	-54.68	-13	-41.68	-73.27	-61.9	2.48	9.70	H
	6990	-47.21	-13	-34.21	-70.61	-55.4	2.59	10.79	H
									H
									H
									H
	3497	-56.52	-13	-43.52	-70.56	-62.9	1.60	7.99	V
	5240	-57.88	-13	-44.88	-76.15	-65.1	2.48	9.70	V
	6990	-51.41	-13	-38.41	-74.76	-59.6	2.59	10.79	V
									V
									V
									V

Remark: Spurious emissions within 30-1000MHz were found more than 20dB below limit line.

LTE Band 4 / 20MHz / QPSK									
Channel	Frequency (MHz)	EIRP (dBm)	Limit (dBm)	Over Limit (dB)	SPA Reading (dBm)	S.G. Power (dBm)	TX Cable loss (dB)	TX Antenna Gain (dBi)	Polarization (H/V)
Lowest	3420	-58.43	-13	-45.43	-70.64	-64.5	1.58	7.65	H
	5135	-54.61	-13	-41.61	-73.48	-61.9	2.41	9.70	H
	6843	-51.53	-13	-38.53	-74.65	-59.5	2.64	10.61	H
	8558	-49.96	-13	-36.96	-76.72	-60.1	2.39	12.52	H
									H
									H
	3420	-62.23	-13	-49.23	-74.11	-68.3	1.58	7.65	V
	5135	-57.71	-13	-44.71	-75.41	-65	2.41	9.70	V
	6843	-55.13	-13	-42.13	-78.01	-63.1	2.64	10.61	V
	8558	-51.06	-13	-38.06	-76.18	-61.2	2.39	12.52	V
									V
									V
Middle	3448	-53.42	-13	-40.42	-65.6	-59.6	1.59	7.77	H
	5170	-56.33	-13	-43.33	-75.38	-63.6	2.43	9.70	H
	6892	-46.15	-13	-33.15	-69.32	-54.2	2.63	10.67	H
									H
									H
									H
	3448	-57.72	-13	-44.72	-70.41	-63.9	1.59	7.77	V
	5170	-59.53	-13	-46.53	-77.37	-66.8	2.43	9.70	V
	6892	-52.95	-13	-39.95	-75.73	-61	2.63	10.67	V
									V
									V
									V

Highest	3476	-56.10	-13	-43.10	-68.82	-62.4	1.60	7.89	H
	5212	-53.66	-13	-40.66	-72.66	-60.9	2.46	9.70	H
	6948	-49.37	-13	-36.37	72.62	-57.5	2.61	10.74	H
	8684	-50.64	-13	-37.64	-78.16	-60.8	2.41	12.57	H
									H
									H
	3476	-59.30	-13	-46.30	-72.49	-65.6	1.60	7.89	V
	5212	-56.86	-13	-43.86	-75.18	-64.1	2.46	9.70	V
	6948	-53.67	-13	-40.67	-76.71	-61.8	2.61	10.74	V
	8684	-52.64	-13	-39.64	-78.04	-62.8	2.41	12.57	V
									V
									V

Remark: Spurious emissions within 30-1000MHz were found more than 20dB below limit line.

LTE Band 5

LTE Band 5 / 1.4MHz / QPSK									
Channel	Frequency (MHz)	EIRP (dBm)	Limit (dBm)	Over Limit (dB)	SPA Reading (dBm)	S.G. Power (dBm)	TX Cable loss (dB)	TX Antenna Gain (dBi)	Polarization (H/V)
Lowest	1648	-61.08	-13	-48.08	-65.86	-62.84	0.98	4.89	H
	2472	-60.01	-13	-47.01	-69.42	-61.89	1.28	5.32	H
	3296	-63.98	-13	-50.98	-76.57	-67.39	1.54	7.10	H
									H
									H
									H
	1648	-65.10	-13	-52.10	-68.39	-66.86	0.98	4.89	V
	2472	-61.05	-13	-48.05	-71.48	-62.93	1.28	5.32	V
	3296	-64.46	-13	-51.46	-76.01	-67.87	1.54	7.10	V
									V
									V
									V
Middle	1672	-62.57	-13	-49.57	-67.21	-64.25	0.99	4.82	H
	2512	-54.99	-13	-41.99	-64.57	-56.96	1.29	5.41	H
	3349	-64.01	-13	-51.01	-76.23	-67.64	1.56	7.34	H
									H
									H
									H
	1672	-67.50	-13	-54.50	-70.61	-69.18	0.99	4.82	V
	2512	-57.04	-13	-44.04	-67.31	-59.01	1.29	5.41	V
	3349	-64.54	-13	-51.54	-76.07	-68.17	1.56	7.34	V
									V
									V
									V

Highest	1696	-66.61	-13	-53.61	-71.35	-68.21	1.00	4.75	H
	2544	-55.88	-13	-42.88	-65.55	-57.86	1.30	5.44	H
	3392	-63.86	-13	-50.86	-76.15	-67.66	1.57	7.52	H
									H
									H
									H
	1696	-68.63	-13	-55.63	-72.51	-70.23	1.00	4.75	V
	2544	-57.02	-13	-44.02	-67.28	-59	1.30	5.44	V
	3392	-64.36	-13	-51.36	-76.18	-68.16	1.57	7.52	V
									V
									V
									V

Remark: Spurious emissions within 30-1000MHz were found more than 20dB below limit line.

LTE Band 5 / 3MHz / QPSK									
Channel	Frequency (MHz)	ERP (dBm)	Limit (dBm)	Over Limit (dB)	SPA Reading (dBm)	S.G. Power (dBm)	TX Cable loss (dB)	TX Antenna Gain (dBi)	Polarization (H/V)
Lowest	1648	-60.06	-13	-47.06	-64.85	-61.82	0.98	4.89	H
	2480	-56.71	-13	-43.71	-66.21	-58.62	1.28	5.34	H
	3296	-63.82	-13	-50.82	-76.48	-67.23	1.54	7.10	H
									H
									H
									H
	1648	-64.69	-13	-51.69	-68.02	-66.45	0.98	4.89	V
	2480	-59.78	-13	-46.78	-70.16	-61.69	1.28	5.34	V
	3296	-64.69	-13	-51.69	-76.28	-68.1	1.54	7.10	V
									V
									V
									V
Middle	1672	-63.50	-13	-50.50	-68.16	-65.18	0.99	4.82	H
	2512	-54.90	-13	-41.90	-64.53	-56.87	1.29	5.41	H
	3349	-64.03	-13	-51.03	-76.24	-67.66	1.56	7.34	H
									H
									H
									H
	1672	-67.01	-13	-54.01	-70.08	-68.69	0.99	4.82	V
	2512	-56.50	-13	-43.50	-66.78	-58.47	1.29	5.41	V
	3349	-64.73	-13	-51.73	-76.16	-68.36	1.56	7.34	V
									V
									V
									V

Highest	1696	-65.40	-13	-52.40	-70.13	-67	1.00	4.75	H
	2544	-54.80	-13	-41.80	-64.42	-56.78	1.30	5.44	H
	3392	-64.21	-13	-51.21	-76.49	-68.01	1.57	7.52	H
									H
									H
									H
	1696	-68.71	-13	-55.71	-72.51	-70.31	1.00	4.75	V
	2544	-57.30	-13	-44.30	-67.6	-59.28	1.30	5.44	V
	3392	-64.42	-13	-51.42	-76.25	-68.22	1.57	7.52	V
									V
									V
									V

Remark: Spurious emissions within 30-1000MHz were found more than 20dB below limit line.

LTE Band 5 / 5MHz / QPSK									
Channel	Frequency (MHz)	ERP (dBm)	Limit (dBm)	Over Limit (dB)	SPA Reading (dBm)	S.G. Power (dBm)	TX Cable loss (dB)	TX Antenna Gain (dBi)	Polarization (H/V)
Lowest	1648	-59.56	-13	-46.56	-64.39	-61.32	0.98	4.89	H
	2472	-59.12	-13	-46.12	-68.52	-61	1.28	5.32	H
	3296	-66.55	-13	-53.55	-76.13	-69.96	1.54	7.10	H
									H
									H
									H
	1648	-63.34	-13	-50.34	-66.65	-65.1	0.98	4.89	V
	2472	-58.30	-13	-45.30	-68.73	-60.18	1.28	5.32	V
	3296	-64.81	-13	-51.81	-76.35	-68.22	1.54	7.10	V
									V
									V
									V
Middle	1672	-62.14	-13	-49.14	-66.83	-63.82	0.99	4.82	H
	2504	-54.98	-13	-41.98	-64.57	-56.94	1.29	5.40	H
	3344	-64.11	-13	-51.11	-76.34	-67.72	1.56	7.31	H
									H
									H
									H
	1672	-66.88	-13	-53.88	-69.95	-68.56	0.99	4.82	V
	2504	-55.41	-13	-42.41	-65.73	-57.37	1.29	5.40	V
	3344	-64.63	-13	-51.63	-76.11	-68.24	1.56	7.31	V
									V
									V
									V

Highest	1688	-65.89	-13	-52.89	-70.57	-67.52	1.00	4.77	H
	2536	-55.27	-13	-42.27	-64.94	-57.25	1.30	5.43	H
	3376	-63.97	-13	-50.97	-76.25	-67.71	1.57	7.45	H
									H
									H
									H
	1688	-69.05	-13	-56.05	-72.08	-70.68	1.00	4.77	V
	2536	-56.60	-13	-43.60	-66.92	-58.58	1.30	5.43	V
	3376	-64.28	-13	-51.28	-76.02	-68.02	1.57	7.45	V
									V
									V
									V

Remark: Spurious emissions within 30-1000MHz were found more than 20dB below limit line.

LTE Band 5 / 10MHz / QPSK									
Channel	Frequency (MHz)	ERP (dBm)	Limit (dBm)	Over Limit (dB)	SPA Reading (dBm)	S.G. Power (dBm)	TX Cable loss (dB)	TX Antenna Gain (dBi)	Polarization (H/V)
Lowest	1648	-60.37	-13	-47.37	-65.15	-62.13	0.98	4.89	H
	2472	-59.08	-13	-46.08	-68.47	-60.96	1.28	5.32	H
	3296	-63.81	-13	-50.81	-76.4	-67.22	1.54	7.10	H
									H
									H
									H
	1648	-63.80	-13	-50.80	-67.22	-65.56	0.98	4.89	V
	2472	-59.14	-13	-46.14	-69.55	-61.02	1.28	5.32	V
	3296	-64.75	-13	-51.75	-76.34	-68.16	1.54	7.10	V
									V
									V
									V
Middle	1664	-61.52	-13	-48.52	-66.26	-63.23	0.98	4.84	H
	2496	-55.01	-13	-42.01	-64.58	-56.96	1.29	5.39	H
	3328	-63.74	-13	-50.74	-76.14	-67.28	1.55	7.24	H
									H
									H
									H
	1664	-65.52	-13	-52.52	-68.68	-67.23	0.98	4.84	V
	2496	-55.53	-13	-42.53	-65.87	-57.48	1.29	5.39	V
	3328	-64.58	-13	-51.58	-76.1	-68.12	1.55	7.24	V
									V
									V
									V

Highest	1680	-61.30	-13	-48.30	-65.96	-62.95	0.99	4.80	H
	2520	-53.15	-13	-40.15	-62.8	-55.12	1.30	5.42	H
	3360	-63.55	-13	-50.55	-75.86	-67.22	1.56	7.38	H
									H
									H
									H
	1680	-66.63	-13	-53.63	-69.81	-68.28	0.99	4.80	V
	2520	-56.37	-13	-43.37	-66.64	-58.34	1.30	5.42	V
	3360	-64.55	-13	-51.55	-76.18	-68.22	1.56	7.38	V
									V
									V
									V

Remark: Spurious emissions within 30-1000MHz were found more than 20dB below limit line.

LTE Band 12

LTE Band 12 / 5MHz / QPSK									
Channel	Frequency (MHz)	ERP (dBm)	Limit (dBm)	Over Limit (dB)	SPA Reading (dBm)	S.G. Power (dBm)	TX Cable loss (dB)	TX Antenna Gain (dBi)	Polarization (H/V)
Lowest	1400	-66.44	-13.00	-53.44	-71.64	-68.10	0.87	4.68	H
	2096	-61.64	-13.00	-48.64	-70.31	-62.51	1.16	4.19	H
	2795	-64.42	-13.00	-51.42	-75.45	-66.52	1.38	5.64	H
									H
									H
									H
	1400	-68.16	-13.00	-55.16	-72.37	-69.82	0.87	4.68	V
	2096	-61.22	-13.00	-48.22	-70.07	-62.09	1.16	4.19	V
	2795	-64.03	-13.00	-51.03	-75.57	-66.13	1.38	5.64	V
									V
									V
									V
Middle	1416	-67.91	-13.00	-54.91	-73.11	-69.66	0.87	4.78	H
	2120	-66.50	-13.00	-53.50	-75.40	-67.44	1.17	4.26	H
	2826	-65.08	-13.00	-52.08	-76.12	-67.20	1.39	5.66	H
									H
									H
									H
	1416	-68.61	-13.00	-55.61	-72.91	-70.36	0.87	4.78	V
	2120	-65.73	-13.00	-52.73	-75.34	-66.67	1.17	4.26	V
	2826	-64.49	-13.00	-51.49	-76.11	-66.61	1.39	5.66	V
									V
									V
									V

Highest	1424	-66.81	-13.00	-53.81	-72.16	-68.61	0.88	4.83	H
	2136	-64.75	-13.00	-51.75	-73.84	-65.73	1.18	4.31	H
	2848	-64.39	-13.00	-51.39	-75.58	-66.52	1.40	5.68	H
									H
									H
									H
	1424	-68.61	-13.00	-55.61	-72.81	-70.41	0.88	4.83	V
	2136	-64.83	-13.00	-51.83	-74.76	-65.81	1.18	4.31	V
	2848	-64.18	-13.00	-51.18	-75.84	-66.31	1.40	5.68	V
									V
									V
									V

Remark: Spurious emissions within 30-1000MHz were found more than 20dB below limit line.

LTE Band 12 / 10MHz / QPSK									
Channel	Frequency (MHz)	ERP (dBm)	Limit (dBm)	Over Limit (dB)	SPA Reading (dBm)	S.G. Power (dBm)	TX Cable loss (dB)	TX Antenna Gain (dBi)	Polarization (H/V)
Lowest	1400	-65.84	-13.00	-52.84	-71.05	-67.50	0.87	4.68	H
	2096	-61.41	-13.00	-48.41	-70.03	-62.28	1.16	4.19	H
	2796	-65.01	-13.00	-52.01	-76.03	-67.11	1.38	5.64	H
									H
									H
									H
	1400	-68.39	-13.00	-55.39	-72.60	-70.05	0.87	4.68	V
	2096	-61.54	-13.00	-48.54	-70.52	-62.41	1.16	4.19	V
	2796	-64.39	-13.00	-51.39	-75.95	-66.49	1.38	5.64	V
									V
									V
									V
Middle	1408	-67.54	-13.00	-54.54	-72.80	-69.25	0.87	4.73	H
	2112	-57.85	-13.00	-44.85	-66.69	-58.77	1.17	4.24	H
	2816	-64.99	-13.00	-51.99	-76.06	-67.10	1.39	5.65	H
									H
									H
									H
	1408	-67.20	-13.00	-54.20	-71.42	-68.91	0.87	4.73	V
	2112	-56.63	-13.00	-43.63	-65.77	-57.55	1.17	4.24	V
	2816	-64.10	-13.00	-51.10	-75.71	-66.21	1.39	5.65	V
									V
									V
									V

Highest	1412	-67.32	-13.00	-54.32	-75.56	-69.05	0.87	4.75	H
	2120	-64.37	-13.00	-51.37	-73.45	-65.31	1.17	4.26	H
	2824	-64.66	-13.00	-51.66	-75.82	-66.78	1.39	5.66	H
									H
									H
									H
	1412	-68.90	-13.00	-55.90	-73.19	-70.63	0.87	4.75	V
	2120	-65.38	-13.00	-52.38	-74.91	-66.32	1.17	4.26	V
	2824	-64.30	-13.00	-51.30	-75.90	-66.42	1.39	5.66	V
									H
									H
									H

Remark: Spurious emissions within 30-1000MHz were found more than 20dB below limit line.

LTE Band 17

LTE Band 17 / 5MHz / QPSK									
Channel	Frequency (MHz)	ERP (dBm)	Limit (dBm)	Over Limit (dB)	SPA Reading (dBm)	S.G. Power (dBm)	TX Cable loss (dB)	TX Antenna Gain (dBi)	Polarization (H/V)
Lowest	1408	-67.09	-13	-54.09	-72.17	-68.80	0.87	4.73	H
	2112	-53.58	-13	-40.58	-62.01	-54.50	1.17	4.24	H
	2816	-65.09	-13	-52.09	-75.93	-67.20	1.39	5.65	H
									H
									H
									H
	1408	-68.39	-13	-55.39	-72.24	-70.10	0.87	4.73	V
	2112	-52.38	-13	-39.38	-61.20	-53.30	1.17	4.24	V
	2816	-64.99	-13	-51.99	-75.87	-67.10	1.39	5.65	V
									V
									V
									V
Middle	1416	-65.67	-13	-52.67	-70.84	-67.42	0.87	4.78	H
	2128	-56.78	-13	-43.78	-65.66	-57.74	1.17	4.28	H
	2832	-64.73	-13	-51.73	-75.81	-66.85	1.39	5.67	H
									H
									H
									H
	1416	-67.30	-13	-54.30	-71.49	-69.05	0.87	4.78	V
	2128	-55.15	-13	-42.15	-64.62	-56.11	1.17	4.28	V
	2832	-64.36	-13	-51.36	-75.94	-66.48	1.39	5.67	V
									V
									V
									V

Highest	1424	-65.28	-13	-52.28	-70.56	-67.08	0.88	4.83	H
	2136	-58.16	-13	-45.16	-67.18	-59.14	1.18	4.31	H
	2848	-64.32	-13	-51.32	-75.46	-66.45	1.40	5.68	H
									H
									H
									H
	1424	-66.99	-13	-53.99	-71.12	-68.79	0.88	4.83	V
	2136	-55.73	-13	-42.73	-65.54	-56.71	1.18	4.31	V
	2848	-64.14	-13	-51.14	-75.74	-66.27	1.40	5.68	V
									V
									V
									V

Remark: Spurious emissions within 30-1000MHz were found more than 20dB below limit line.

LTE Band 17 / 10MHz / QPSK									
Channel	Frequency (MHz)	ERP (dBm)	Limit (dBm)	Over Limit (dB)	SPA Reading (dBm)	S.G. Power (dBm)	TX Cable loss (dB)	TX Antenna Gain (dBi)	Polarization (H/V)
Lowest	1408	-66.79	-13	-53.79	-71.71	-68.50	0.87	4.73	H
	2112	-54.28	-13	-41.28	-62.93	-55.20	1.17	4.24	H
	2816	-64.99	-13	-51.99	-75.75	-67.10	1.39	5.65	H
									H
									H
									H
	1408	-68.39	-13	-55.39	-72.41	-70.10	0.87	4.73	V
	2112	-52.58	-13	-39.58	-61.61	-53.50	1.17	4.24	V
	2816	-64.49	-13	-51.49	-75.77	-66.60	1.39	5.65	V
									V
									V
									V
Middle	1408	-66.65	-13	-53.65	-71.96	-68.36	0.87	4.73	H
	2120	-54.66	-13	-41.66	-63.13	-55.60	1.17	4.26	H
	2820	-65.49	-13	-52.49	-76.01	-67.60	1.39	5.66	H
									H
									H
									H
	1408	-65.89	-13	-52.89	-70.84	-67.60	0.87	4.73	V
	2120	-59.06	-13	-46.06	-65.66	-60.00	1.17	4.26	V
	2820	-64.79	-13	-51.79	-75.75	-66.90	1.39	5.66	V
									V
									V
									V

Highest	1416	-66.45	-13	-53.45	-71.33	-68.20	0.87	4.78	H
	2120	-56.16	-13	-43.16	-64.54	-57.10	1.17	4.26	H
	2824	-64.58	-13	-51.58	-75.57	-66.70	1.39	5.66	H
									H
									H
									H
	1416	-67.95	-13	-54.95	-71.99	-69.70	0.87	4.78	V
	2120	-53.76	-13	-40.76	-63.14	-54.70	1.17	4.26	V
	2832	-64.98	-13	-51.98	-75.85	-67.10	1.39	5.67	V
									V
									V
									V

Remark: Spurious emissions within 30-1000MHz were found more than 20dB below limit line.

IC LTE Band 17 / 5MHz / QPSK									
Channel	Frequency (MHz)	EIRP (dBm)	Limit (dBm)	Over Limit (dB)	SPA Reading (dBm)	S.G. Power (dBm)	TX Cable loss (dB)	TX Antenna Gain (dBi)	Polarization (H/V)
Lowest	1408	-64.94	-13.00	-51.94	-72.17	-68.80	0.87	4.73	H
	2112	-51.43	-13.00	-38.43	-62.01	-54.50	1.17	4.24	H
	2816	-62.94	-13.00	-49.94	-75.93	-67.20	1.39	5.65	H
									H
									H
									H
	1408	-66.24	-13.00	-53.24	-72.24	-70.10	0.87	4.73	V
	2112	-50.23	-13.00	-37.23	-61.20	-53.30	1.17	4.24	V
	2816	-62.84	-13.00	-49.84	-75.87	-67.10	1.39	5.65	V
									V
									V
									V
Middle	1416	-63.52	-13	-50.52	-70.84	-67.42	0.87	4.78	H
	2128	-54.63	-13	-41.63	-65.66	-57.74	1.17	4.28	H
	2832	-62.58	-13	-49.58	-75.81	-66.85	1.39	5.67	H
									H
									H
									H
	1416	-65.15	-13	-52.15	-71.49	-69.05	0.87	4.78	V
	2128	-53.00	-13	-40.00	-64.62	-56.11	1.17	4.28	V
	2832	-62.21	-13	-49.21	-75.94	-66.48	1.39	5.67	V
									V
									V
									V

Highest	1424	-63.13	-13	-50.13	-70.56	-67.08	0.88	4.83	H
	2136	-56.01	-13	-43.01	-67.18	-59.14	1.18	4.31	H
	2848	-62.17	-13	-49.17	-75.46	-66.45	1.40	5.68	H
									H
									H
									H
	1424	-64.84	-13	-51.84	-71.12	-68.79	0.88	4.83	V
	2136	-53.58	-13	-40.58	-65.54	-56.71	1.18	4.31	V
	2848	-61.99	-13	-48.99	-75.74	-66.27	1.40	5.68	V
									V
									V
									V

Remark: Spurious emissions within 30-1000MHz were found more than 20dB below limit line.

IC LTE Band 17 / 10MHz / QPSK									
Channel	Frequency (MHz)	EIRP (dBm)	Limit (dBm)	Over Limit (dB)	SPA Reading (dBm)	S.G. Power (dBm)	TX Cable loss (dB)	TX Antenna Gain (dBi)	Polarization (H/V)
Lowest	1408	-64.64	-13	-51.64	-71.71	-68.50	0.87	4.73	H
	2112	-52.13	-13	-39.13	-62.93	-55.20	1.17	4.24	H
	2816	-62.84	-13	-49.84	-75.75	-67.10	1.39	5.65	H
									H
									H
									H
	1408	-66.24	-13	-53.24	-72.41	-70.10	0.87	4.73	V
	2112	-50.43	-13	-37.43	-61.61	-53.50	1.17	4.24	V
	2816	-62.34	-13	-49.34	-75.77	-66.60	1.39	5.65	V
									V
									V
									V
Middle	1408	-64.50	-13	-51.50	-71.96	-68.36	0.87	4.73	H
	2120	-52.51	-13	-39.51	-63.13	-55.60	1.17	4.26	H
	2820	-63.34	-13	-50.34	-76.01	-67.60	1.39	5.66	H
									H
									H
									H
	1408	-63.74	-13	-50.74	-70.84	-67.60	0.87	4.73	V
	2120	-56.91	-13	-43.91	-65.66	-60.00	1.17	4.26	V
	2820	-62.64	-13	-49.64	-75.75	-66.90	1.39	5.66	V
									V
									V
									V

Highest	1416	-64.30	-13	-51.30	-71.33	-68.20	0.87	4.78	H
	2120	-54.01	-13	-41.01	-64.54	-57.10	1.17	4.26	H
	2824	-62.43	-13	-49.43	-75.57	-66.70	1.39	5.66	H
									H
									H
									H
	1416	-65.80	-13	-52.80	-71.99	-69.70	0.87	4.78	V
	2120	-51.61	-13	-38.61	-63.14	-54.70	1.17	4.26	V
	2832	-62.83	-13	-49.83	-75.85	-67.10	1.39	5.67	V
									V
									V
									V

Remark: Spurious emissions within 30-1000MHz were found more than 20dB below limit line.

<Bottom Ant. with SIM1>

LTE Band 2

LTE Band 2 / 1.4MHz / QPSK									
Channel	Frequency (MHz)	EIRP (dBm)	Limit (dBm)	Over Limit (dB)	SPA Reading (dBm)	S.G. Power (dBm)	TX Cable loss (dB)	TX Antenna Gain (dBi)	Polarization (H/V)
Lowest	3700	-61.66	-13	-48.66	-76.15	-68.23	1.67	8.24	H
	5555	-49.82	-13	-36.82	-69.94	-56.89	2.66	9.72	H
	7403	-52.67	-13	-39.67	-78.14	-61.82	2.46	11.61	H
									H
									H
									H
	3700	-61.72	-13	-48.72	-76.12	-68.29	1.67	8.24	V
	5555	-49.07	-13	-36.07	-67.65	-56.14	2.66	9.72	V
	7403	-51.79	-13	-38.79	-76.05	-60.94	2.46	11.61	V
									V
									V
									V
Middle	3763	-61.54	-13	-48.54	-76.24	-68.17	1.69	8.32	H
	5639	-48.34	-13	-35.34	-68.24	-55.39	2.71	9.76	H
	7522	-52.51	-13	-39.51	-77.5	-61.9	2.42	11.81	H
									H
									H
									H
	3763	-62.02	-13	-49.02	-76.29	-68.65	1.69	8.32	V
	5639	-45.94	-13	-32.94	-64.34	-52.99	2.71	9.76	V
	7522	-49.29	-13	-36.29	-73.38	-58.68	2.42	11.81	V
									V
									V
									V

Highest	3819	-61.71	-13	-48.71	-76.49	-68.39	1.70	8.38	H
	5730	-50.95	-13	-37.95	-71.1	-57.98	2.76	9.79	H
	7634	-48.95	-13	-35.95	-73.64	-58.44	2.39	11.88	H
									H
									H
									H
	3819	-62.81	-13	-49.81	-76.94	-69.49	1.70	8.38	V
	5730	-47.33	-13	-34.33	-66.31	-54.36	2.76	9.79	V
	7634	-47.86	-13	-34.86	-71.83	-57.35	2.39	11.88	V
									V
									V
									V

Remark: Spurious emissions within 30-1000MHz were found more than 20dB below limit line.

LTE Band 2 / 3MHz / QPSK									
Channel	Frequency (MHz)	EIRP (dBm)	Limit (dBm)	Over Limit (dB)	SPA Reading (dBm)	S.G. Power (dBm)	TX Cable loss (dB)	TX Antenna Gain (dBi)	Polarization (H/V)
Lowest	3700	-57.96	-13	-44.96	-72.45	-64.53	1.67	8.24	H
	5548	-49.56	-13	-36.56	-68.68	-56.63	2.65	9.72	H
	7403	-49.42	-13	-36.42	-74.89	-58.57	2.46	11.61	H
									H
									H
									H
	3700	-62.07	-13	-49.07	-76.47	-68.64	1.67	8.24	V
	5548	-47.00	-13	-34.00	-65.58	-54.07	2.65	9.72	V
	7403	-50.02	-13	-37.02	-74.28	-59.17	2.46	11.61	V
									V
									V
									V
Middle	3756	-59.38	-13	-46.38	-74.06	-66	1.68	8.31	H
	5639	-47.52	-13	-34.52	-67.42	-54.57	2.71	9.76	H
	7515	-47.83	-13	-34.83	-72.89	-57.21	2.42	11.81	H
									H
									H
									H
	3756	-62.29	-13	-49.29	-76.67	-68.91	1.68	8.31	V
	5639	-42.82	-13	-29.82	-61.22	-49.87	2.71	9.76	V
	7515	-46.76	-13	-33.76	-70.89	-56.14	2.42	11.81	V
									V
									V
									V

Highest	3812	-58.83	-13	-45.83	-73.56	-65.5	1.70	8.37	H
	5723	-54.22	-13	-41.22	-74.37	-61.26	2.75	9.79	H
	7627	-47.84	-13	-34.84	-72.53	-57.33	2.39	11.88	H
									H
									H
									H
	3812	-62.07	-13	-49.07	-76.12	-68.74	1.70	8.37	V
	5723	-49.19	-13	-36.19	-68.17	-56.23	2.75	9.79	V
	7627	-43.93	-13	-30.93	-72.9	-53.42	2.39	11.88	V
									V
									V
									V

Remark: Spurious emissions within 30-1000MHz were found more than 20dB below limit line.

LTE Band 2 / 5MHz / QPSK									
Channel	Frequency (MHz)	EIRP (dBm)	Limit (dBm)	Over Limit (dB)	SPA Reading (dBm)	S.G. Power (dBm)	TX Cable loss (dB)	TX Antenna Gain (dBi)	Polarization (H/V)
Lowest	3700	-62.65	-13	-49.65	-77.14	-69.22	1.67	8.24	H
	5555	-53.63	-13	-40.63	-73.75	-60.7	2.66	9.72	H
	7403	-55.26	-13	-42.26	-80.73	-64.41	2.46	11.61	H
									H
									H
									H
	3700	-62.80	-13	-49.80	-77.2	-69.37	1.67	8.24	V
	5555	-56.06	-13	-43.06	-74.64	-63.13	2.66	9.72	V
	7403	-56.60	-13	-43.60	-80.86	-65.75	2.46	11.61	V
									V
									V
									V
Middle	3760	-59.96	-13	-46.96	-74.64	-66.59	1.69	8.31	H
	5632	-47.20	-13	-34.20	-67.16	-54.25	2.70	9.75	H
	7515	-49.38	-13	-36.38	-74.44	-58.76	2.42	11.81	H
									H
									H
									H
	3760	-62.32	-13	-49.32	-76.7	-68.95	1.69	8.31	V
	5632	-44.44	-13	-31.44	-62.79	-51.49	2.70	9.75	V
	7515	-46.14	-13	-33.14	-70.27	-55.52	2.42	11.81	V
									V
									V
									V

Highest	3812	-62.61	-13	-49.61	-77.34	-69.28	1.70	8.37	H
	5723	-59.85	-13	-46.85	-80	-66.89	2.75	9.79	H
	7627	-53.59	-13	-40.59	-78.28	-63.08	2.39	11.88	H
									H
									H
									H
	3812	-63.12	-13	-50.12	-77.17	-69.79	1.70	8.37	V
	5723	-57.65	-13	-44.65	-76.63	-64.69	2.75	9.79	V
	7627	-55.84	-13	-42.84	-79.81	-65.33	2.39	11.88	V
									V
									V
									V

Remark: Spurious emissions within 30-1000MHz were found more than 20dB below limit line.

LTE Band 2 / 10MHz / QPSK									
Channel	Frequency (MHz)	EIRP (dBm)	Limit (dBm)	Over Limit (dB)	SPA Reading (dBm)	S.G. Power (dBm)	TX Cable loss (dB)	TX Antenna Gain (dBi)	Polarization (H/V)
Lowest	3700	-59.63	-13	-46.63	-73.87	-66.2	1.67	8.24	H
	5555	-45.83	-13	-32.83	-65.39	-52.9	2.66	9.72	H
	7403	-50.75	-13	-37.75	-75.95	-59.9	2.46	11.61	H
	11104	-49.43	-13	-36.43	-79.58	-59.2	2.69	12.46	H
									H
									H
	3700	-61.93	-13	-48.93	-76.25	-68.5	1.67	8.24	V
	5555	-44.93	-13	-31.93	-62.97	-52	2.66	9.72	V
	7403	-48.05	-13	-35.05	-72.34	-57.2	2.46	11.61	V
	11104	-51.13	-13	-38.13	-79.82	-60.9	2.69	12.46	V
									V
									V
Middle	3749	-58.78	-13	-45.78	-73.43	-65.4	1.68	8.30	H
	5625	-43.65	-13	-30.65	-63.34	-50.7	2.70	9.75	H
	7501	-48.63	-13	-35.63	-73.23	-58	2.43	11.80	H
									H
									H
									H
	3760	-62.07	-13	-49.07	-76.44	-68.7	1.69	8.31	V
	5636	-42.25	-13	-29.25	-60.05	-49.3	2.70	9.75	V
	7520	-44.91	-13	-31.91	-69.04	-54.3	2.42	11.81	V
									V
									V
									V

Highest	3805	-59.03	-13	-46.03	-73.35	-65.7	1.70	8.37	H
	5702	-47.76	-13	-34.76	-67.7	-54.8	2.74	9.78	H
	7606	-48.33	-13	-35.33	-72.56	-57.8	2.40	11.86	H
									H
									H
									H
	3805	-61.23	-13	-48.23	-75.37	-67.9	1.70	8.37	V
	5702	-46.26	-13	-33.26	-64.38	-53.3	2.74	9.78	V
	7606	-46.63	-13	-33.63	-70.22	-56.1	2.40	11.86	V
									V
									V
									V

Remark: Spurious emissions within 30-1000MHz were found more than 20dB below limit line.

LTE Band 2 / 15MHz / QPSK									
Channel	Frequency (MHz)	EIRP (dBm)	Limit (dBm)	Over Limit (dB)	SPA Reading (dBm)	S.G. Power (dBm)	TX Cable loss (dB)	TX Antenna Gain (dBi)	Polarization (H/V)
Lowest	3714	-59.91	-13	-46.91	-74.27	-66.5	1.67	8.26	H
	5576	-45.04	-13	-32.04	-64.75	-52.1	2.67	9.73	H
	7431	-51.09	-13	-38.09	-76.2	-60.3	2.45	11.66	H
									H
									H
									H
	3714	-62.91	-13	-49.91	-77.12	-69.5	1.67	8.26	V
	5576	-61.24	-13	-48.24	-79.54	-68.3	2.67	9.73	V
	7431	-56.49	-13	-43.49	-80.66	-65.7	2.45	11.66	V
									V
									V
									V
Middle	3763	-61.27	-13	-48.27	-75.75	-67.9	1.69	8.32	H
	5639	-42.95	-13	-29.95	-62.66	-50	2.71	9.76	H
	7522	-49.51	-13	-36.51	-74.01	-58.9	2.42	11.81	H
									H
									H
									H
	3763	-62.87	-13	-49.87	-77.04	-69.5	1.69	8.32	V
	5639	-41.05	-13	-28.05	-59.37	-48.1	2.71	9.76	V
	7522	-45.41	-13	-32.41	-69.24	-54.8	2.42	11.81	V
									V
									V
									V

Highest	3791	-57.60	-13	-44.60	-72.31	-64.25	1.70	8.35	H
	5688	-52.37	-13	-39.37	-72.37	-59.41	2.73	9.78	H
	7585	-48.66	-13	-35.66	-73.4	-58.11	2.40	11.85	H
									H
									H
									H
	3791	-61.57	-13	-48.57	-75.73	-68.22	1.70	8.35	V
	5688	-48.21	-13	-35.21	-66.92	-55.25	2.73	9.78	V
	7585	-48.83	-13	-35.83	-72.78	-58.28	2.40	11.85	V
									V
									V
									V

Remark: Spurious emissions within 30-1000MHz were found more than 20dB below limit line.

LTE Band 2 / 20MHz / QPSK									
Channel	Frequency (MHz)	EIRP (dBm)	Limit (dBm)	Over Limit (dB)	SPA Reading (dBm)	S.G. Power (dBm)	TX Cable loss (dB)	TX Antenna Gain (dBi)	Polarization (H/V)
Lowest	3700	-59.72	-13	-46.72	-74.21	-66.29	1.67	8.24	H
	5555	-48.81	-13	-35.81	-68.93	-55.88	2.66	9.72	H
	7403	-50.01	-13	-37.01	-75.48	-59.16	2.46	11.61	H
									H
									H
									H
	3700	-62.28	-13	-49.28	-76.69	-68.85	1.67	8.24	V
	5555	-45.89	-13	-32.89	-64.47	-52.96	2.66	9.72	V
	7403	-50.38	-13	-37.38	-74.84	-59.53	2.46	11.61	V
									V
									V
									V
Middle	3742	-58.65	-13	-45.65	-73.27	-65.26	1.68	8.29	H
	5611	-51.15	-13	-38.15	-71.17	-58.21	2.69	9.74	H
	7487	-47.47	-13	-34.47	-72.61	-56.81	2.43	11.77	H
									H
									H
									H
	3742	-62.03	-13	-49.03	-76.42	-68.64	1.68	8.29	V
	5611	-49.18	-13	-36.18	-67.49	-56.24	2.69	9.74	V
	7487	-45.96	-13	-32.96	-70.14	-55.3	2.43	11.77	V
									V
									V
									V

Highest	3784	-59.78	-13	-46.78	-74.47	-66.43	1.69	8.34	H
	5674	-53.92	-13	-40.92	-73.84	-60.96	2.73	9.77	H
	7564	-51.28	-13	-38.28	-76.11	-60.71	2.41	11.84	H
									H
									H
									H
	3784	-62.45	-13	-49.45	-76.61	-69.1	1.69	8.34	V
	5674	-51.67	-13	-38.67	-69.25	-58.71	2.73	9.77	V
	7564	-49.53	-13	-36.53	-73.52	-58.96	2.41	11.84	V
									V
									V
									V

Remark: Spurious emissions within 30-1000MHz were found more than 20dB below limit line.

LTE Band 4

LTE Band 4 / 1.4MHz / QPSK									
Channel	Frequency (MHz)	EIRP (dBm)	Limit (dBm)	Over Limit (dB)	SPA Reading (dBm)	S.G. Power (dBm)	TX Cable loss (dB)	TX Antenna Gain (dBi)	Polarization (H/V)
Lowest	3420	-60.53	-13	-47.53	-72.47	-66.6	1.58	7.65	H
	5135	-60.21	-13	-47.21	-79.25	-67.5	2.41	9.70	H
	6843	-50.53	-13	-37.53	-73.23	-58.5	2.64	10.61	H
	8551	-51.57	-13	-38.57	-78.31	-61.7	2.39	12.52	H
	11976	-46.88	-13	-33.88	-79.37	-56.5	2.68	12.30	H
									H
	3420	-62.63	-13	-49.63	-74.42	-68.7	1.58	7.65	V
	5135	-51.81	-13	-38.81	-79.57	-59.1	2.41	9.70	V
	6843	-55.13	-13	-42.13	-77.96	-63.1	2.64	10.61	V
	8551	-50.57	-13	-37.57	-75.91	-60.7	2.39	12.52	V
									V
									V
Middle	3462	-56.96	-13	-43.96	-69.6	-63.2	1.59	7.83	H
	5198	-56.95	-13	-43.95	-75.99	-64.2	2.45	9.70	H
	6927	-45.00	-13	-32.00	-68.18	-53.1	2.61	10.71	H
	8663	-48.95	-13	-35.95	-76.21	-59.1	2.41	12.57	H
									H
									H
	3462	-57.86	-13	-44.86	-70.81	-64.1	1.59	7.83	V
	5198	-59.85	-13	-46.85	-77.98	-67.1	2.45	9.70	V
	6927	-51.50	-13	-38.50	-74.37	-59.6	2.61	10.71	V
	8663	-50.15	-13	-37.15	-75.61	-60.3	2.41	12.57	V
									V
									V

Highest	3511	-56.09	-13	-43.09	-69.29	-62.5	1.61	8.01	H
	5261	-58.84	-13	-45.84	-77.89	-66.05	2.49	9.70	H
	7018	-51.75	-13	-38.75	-68.02	-60	2.58	10.84	H
									H
									H
									H
	3511	-57.09	-13	-44.09	-70.63	-63.5	1.61	8.01	V
	5261	-61.29	-13	-48.29	-79.65	-68.5	2.49	9.70	V
	7018	-48.25	-13	-35.25	-71.88	-56.5	2.58	10.84	V
									V
									V
									V

Remark: Spurious emissions within 30-1000MHz were found more than 20dB below limit line.

LTE Band 4 / 3MHz / QPSK									
Channel	Frequency (MHz)	EIRP (dBm)	Limit (dBm)	Over Limit (dB)	SPA Reading (dBm)	S.G. Power (dBm)	TX Cable loss (dB)	TX Antenna Gain (dBi)	Polarization (H/V)
Lowest	3427	-60.50	-13	-47.50	-72.6	-66.6	1.58	7.68	H
	5135	-59.01	-13	-46.01	-78.25	-66.3	2.41	9.70	H
	6850	-44.72	-13	-31.72	-67.7	-52.7	2.64	10.62	H
	8558	-49.96	-13	-36.96	-76.9	-60.1	2.39	12.52	H
	11984	-44.48	-13	-31.48	-76.83	-54.1	2.68	12.30	H
									H
	3427	-62.10	-13	-49.10	-74.49	-68.2	1.58	7.68	V
	5135	-60.21	-13	-47.21	-78.19	-67.5	2.41	9.70	V
	6850	-51.12	-13	-38.12	-73.87	-59.1	2.64	10.62	V
	8558	-47.66	-13	-34.66	-72.84	-57.8	2.39	12.52	V
									V
									V
Middle	3469	-56.83	-13	-43.83	-69.49	-63.1	1.59	7.86	H
	5198	-57.25	-13	-44.25	-76.02	-64.5	2.45	9.70	H
	6934	-44.59	-13	-31.59	-68.06	-52.7	2.61	10.72	H
	8663	-47.95	-13	-34.95	-75.39	-58.1	2.41	12.57	H
									H
									H
	3469	-58.83	-13	-45.83	-71.89	-65.1	1.59	7.86	V
	5198	-60.35	-13	-47.35	-78.24	-67.6	2.45	9.70	V
	6934	-50.99	-13	-37.99	-73.48	-59.1	2.61	10.72	V
	8663	-50.65	-13	-37.65	-76.18	-60.8	2.41	12.57	V
									V
									V

Highest	3511	-55.69	-13	-42.69	-68.68	-62.1	1.61	8.01	H
	5261	-58.59	-13	-45.59	-77.83	-65.8	2.49	9.70	H
	7018	-43.55	-13	-30.55	-66.85	-51.8	2.58	10.84	H
	8768	-50.53	-13	-37.53	-78.32	-60.7	2.43	12.61	H
									H
									H
	3511	-56.89	-13	-43.89	-70.24	-63.3	1.61	8.01	V
	5261	-60.59	-13	-47.59	-78.97	-67.8	2.49	9.70	V
	7018	-47.65	-13	-34.65	-70.78	-55.9	2.58	10.84	V
	8768	-54.33	-13	-41.33	-79.95	-64.5	2.43	12.61	V
									V
									V

Remark: Spurious emissions within 30-1000MHz were found more than 20dB below limit line.

LTE Band 4 / 5MHz / QPSK									
Channel	Frequency (MHz)	EIRP (dBm)	Limit (dBm)	Over Limit (dB)	SPA Reading (dBm)	S.G. Power (dBm)	TX Cable loss (dB)	TX Antenna Gain (dBi)	Polarization (H/V)
Lowest	3420	-58.53	-13	-45.53	-70.89	-64.6	1.58	7.65	H
	5135	-59.51	-13	-46.51	-78.09	-66.8	2.41	9.70	H
	6843	-49.23	-13	-36.23	-71.88	-57.2	2.64	10.61	H
	8551	-50.67	-13	-37.67	-77.37	-60.8	2.39	12.52	H
	11976	-44.48	-13	-31.48	-76.86	-54.1	2.68	12.30	H
									H
	3420	-62.43	-13	-49.43	-74.12	-68.5	1.58	7.65	V
	5128	-61.21	-13	-48.21	-79.08	-68.5	2.41	9.70	V
	6843	-54.53	-13	-41.53	-77.11	-62.5	2.64	10.61	V
	8551	-48.97	-13	-35.97	-73.92	-59.1	2.39	12.52	V
	11976	-47.28	-13	-34.28	-77	-56.9	2.68	12.30	V
									V
Middle	3462	-56.26	-13	-43.26	-69.34	-62.5	1.59	7.83	H
	5191	-52.85	-13	-39.85	-71.85	-60.1	2.45	9.70	H
	6920	-46.01	-13	-33.01	-69.12	-54.1	2.62	10.70	H
	8649	-49.15	-13	-36.15	-75.58	-59.3	2.41	12.56	H
									H
									H
	3462	-58.96	-13	-45.96	-71.9	-65.2	1.59	7.83	V
	5191	-58.05	-13	-45.05	-76.31	-65.3	2.45	9.70	V
	6920	-51.21	-13	-38.21	-73.78	-59.3	2.62	10.70	V
	8649	-48.75	-13	-35.75	-74.23	-58.9	2.41	12.56	V
									V
									V

Highest	3504	-55.30	-13	-42.30	-68.65	-61.7	1.61	8.00	H
	5254	-59.88	-13	-46.88	-78.86	-67.1	2.48	9.70	H
	7004	-41.98	-13	-28.98	-65.34	-50.2	2.59	10.81	H
	8754	-51.43	-13	-38.43	-79.38	-61.6	2.43	12.60	H
	10504	-51.19	-13	-38.19	-80.09	-60.9	2.69	12.40	H
									H
	3504	-57.20	-13	-44.20	-70.95	-63.6	1.61	8.00	V
	5254	-61.58	-13	-48.58	-80.54	-68.8	2.48	9.70	V
	7004	-46.28	-13	-33.28	-69.48	-54.5	2.59	10.81	V
	8754	-54.83	-13	-41.83	-79.9	-65	2.43	12.60	V
	10504	-52.09	-13	-39.09	-79.3	-61.8	2.69	12.40	V
									V

Remark: Spurious emissions within 30-1000MHz were found more than 20dB below limit line.

LTE Band 4 / 10MHz / QPSK									
Channel	Frequency (MHz)	EIRP (dBm)	Limit (dBm)	Over Limit (dB)	SPA Reading (dBm)	S.G. Power (dBm)	TX Cable loss (dB)	TX Antenna Gain (dBi)	Polarization (H/V)
Lowest	3441	-55.65	-13	-42.65	-68.26	-61.8	1.59	7.74	H
	5156	-60.53	-13	-47.53	-79.37	-67.8	2.43	9.70	H
	6878	-41.58	-13	-28.58	-64.86	-49.6	2.63	10.65	H
									H
									H
									H
	3441	-58.65	-13	-45.65	-71.05	-64.8	1.59	7.74	V
	5156	-61.23	-13	-48.23	-79.48	-68.5	2.43	9.70	V
	6878	-49.18	-13	-36.18	-72.17	-57.2	2.63	10.65	V
	8600	-52.36	-13	-39.36	-77.56	-62.5	2.40	12.54	V
									V
									V
Middle	3476	-56.64	-13	-43.64	-69.77	-62.94	1.60	7.89	H
	5212	-56.28	-13	-43.28	-75.57	-63.52	2.46	9.70	H
	6948	-46.87	-13	-33.87	-70.4	-55	2.61	10.74	H
	8684	-48.80	-13	-35.80	-76.56	-58.96	2.41	12.57	H
	12160	-44.32	-13	-31.32	-77.92	-53.93	2.72	12.33	H
									H
	3476	-57.62	-13	-44.62	-71.24	-63.92	1.60	7.89	V
	5212	-59.39	-13	-46.39	-77.89	-66.63	2.46	9.70	V
	6948	-52.33	-13	-39.33	-75.62	-60.46	2.61	10.74	V
	8684	-51.53	-13	-38.53	-77.21	-61.69	2.41	12.57	V
	12160	-45.61	-13	-32.61	-76.31	-55.22	2.72	12.33	V
									V

Highest	3511	-56.69	-13	-43.69	-69.69	-63.1	1.61	8.01	H
	5261	-56.39	-13	-43.39	-75.49	-63.6	2.49	9.70	H
	7018	-45.25	-13	-32.25	-68.72	-53.5	2.58	10.84	H
	8775	-49.72	-13	-36.72	-77.61	-59.9	2.43	12.61	H
	12280	-45.59	-13	-32.59	-79.73	-55.2	2.75	12.36	H
									H
	3511	-57.49	-13	-44.49	-71.14	-63.9	1.61	8.01	V
	5261	-59.59	-13	-46.59	-78.1	-66.8	2.49	9.70	V
	7018	-49.25	-13	-36.25	-72.17	-57.5	2.58	10.84	V
	8775	-53.12	-13	-40.12	-78.82	-63.3	2.43	12.61	V
	12280	-48.69	-13	-35.69	-79.75	-58.3	2.75	12.36	V
									V

Remark: Spurious emissions within 30-1000MHz were found more than 20dB below limit line.

LTE Band 4 / 15MHz / QPSK									
Channel	Frequency (MHz)	EIRP (dBm)	Limit (dBm)	Over Limit (dB)	SPA Reading (dBm)	S.G. Power (dBm)	TX Cable loss (dB)	TX Antenna Gain (dBi)	Polarization (H/V)
Lowest	3434	-58.67	-13	-45.67	-70.84	-64.8	1.58	7.71	H
	5156	-61.73	-13	-48.73	-80.57	-69	2.43	9.70	H
	6871	-57.59	-13	-44.59	-80.41	-65.6	2.63	10.65	H
									H
									H
									H
	3434	-57.97	-13	-44.97	-70.8	-64.1	1.58	7.71	V
	5156	-60.93	-13	-47.93	-78.84	-68.2	2.43	9.70	V
	6871	-46.29	-13	-33.29	-68.86	-54.3	2.63	10.65	V
	8586	-50.16	-13	-37.16	-75.59	-60.3	2.39	12.53	V
	10304	-51.57	-13	-38.57	-78.46	-61.2	2.69	12.32	V
	12024	-50.28	-13	-37.28	-80.15	-59.9	2.68	12.30	V
Middle	3462	-57.86	-13	-44.86	-70.2	-64.1	1.59	7.83	H
	5198	-57.05	-13	-44.05	-76.09	-64.3	2.45	9.70	H
	6927	-45.70	-13	-32.70	-68.82	-53.8	2.61	10.71	H
	8663	-49.65	-13	-36.65	-76.89	-59.8	2.41	12.57	H
									H
									H
	3462	-58.86	-13	-45.86	-71.61	-65.1	1.59	7.83	V
	5198	-59.95	-13	-46.95	-78.27	-67.2	2.45	9.70	V
	6927	-51.00	-13	-38.00	-74.06	-59.1	2.61	10.71	V
	8663	-50.25	-13	-37.25	-75.92	-60.4	2.41	12.57	V
	12128	-49.61	-13	-36.61	-79.83	-59.23	2.71	12.33	V
									V

Highest	3497	-56.12	-13	-43.12	-69.75	-62.5	1.60	7.99	H
	5240	-59.88	-13	-46.88	-78.97	-67.1	2.48	9.70	H
	6990	-40.81	-13	-27.81	-64.32	-49	2.59	10.79	H
	8740	-50.73	-13	-37.73	-78.5	-60.9	2.43	12.60	H
									H
									H
	3497	-56.52	-13	-43.52	-70.06	-62.9	1.60	7.99	V
	5240	-61.28	-13	-48.28	-79.68	-68.5	2.48	9.70	V
	6990	-45.61	-13	-32.61	-68.63	-53.8	2.59	10.79	V
	8740	-53.73	-13	-40.73	-79.25	-63.9	2.43	12.60	V
	10488	-52.80	-13	-39.80	-80.14	-62.5	2.69	12.40	V
	12232	-48.59	-13	-35.59	-79.46	-58.2	2.74	12.35	V

Remark: Spurious emissions within 30-1000MHz were found more than 20dB below limit line.

LTE Band 4 / 20MHz / QPSK									
Channel	Frequency (MHz)	EIRP (dBm)	Limit (dBm)	Over Limit (dB)	SPA Reading (dBm)	S.G. Power (dBm)	TX Cable loss (dB)	TX Antenna Gain (dBi)	Polarization (H/V)
Lowest	3420	-61.13	-13	-48.13	-73.12	-67.2	1.58	7.65	H
	5135	-59.01	-13	-46.01	-77.94	-66.3	2.41	9.70	H
	6843	-50.13	-13	-37.13	-73.28	-58.1	2.64	10.61	H
	8558	-52.16	-13	-39.16	-78.84	-62.3	2.39	12.52	H
									H
									H
	3420	-63.93	-13	-50.93	-75.45	-70	1.58	7.65	V
	5135	-61.21	-13	-48.21	-79.14	-68.5	2.41	9.70	V
	6843	-54.73	-13	-41.73	-77.62	-62.7	2.64	10.61	V
	8558	-48.36	-13	-35.36	-73.55	-58.5	2.39	12.52	V
	11976	-49.18	-13	-36.18	-78.6	-58.8	2.68	12.30	V
									V
Middle	3448	-56.92	-13	-43.92	-69.13	-63.1	1.59	7.77	H
	5170	-59.33	-13	-46.33	-78.46	-66.6	2.43	9.70	H
	6892	-43.35	-13	-30.35	-66.69	-51.4	2.63	10.67	H
									H
									H
									H
	3448	-58.92	-13	-45.92	-71.31	-65.1	1.59	7.77	V
	5170	-60.93	-13	-47.93	-79.02	-68.2	2.43	9.70	V
	6892	-48.95	-13	-35.95	-71.49	-57	2.63	10.67	V
	8621	-54.05	-13	-41.05	-79.06	-64.2	2.40	12.55	V
	12064	-49.48	-13	-36.48	-79.48	-59.1	2.69	12.31	V
									V

Highest	3476	-56.80	-13	-43.80	-69.54	-63.1	1.60	7.89	H
	5212	-58.26	-13	-45.26	-77.33	-65.5	2.46	9.70	H
	6948	-47.67	-13	-34.67	-71.03	-55.8	2.61	10.74	H
	8684	-50.44	-13	-37.44	-78.07	-60.6	2.41	12.57	H
									H
									H
	3476	-59.50	-13	-46.50	-72.69	-65.8	1.60	7.89	V
	5212	-61.16	-13	-48.16	-79.46	-68.4	2.46	9.70	V
	6948	-52.97	-13	-39.97	-75.89	-61.1	2.61	10.74	V
	8684	-52.24	-13	-39.24	-77.64	-62.4	2.41	12.57	V
									V
									V

Remark: Spurious emissions within 30-1000MHz were found more than 20dB below limit line.

LTE Band 5

LTE Band 5 / 1.4MHz / QPSK									
Channel	Frequency (MHz)	EIRP (dBm)	Limit (dBm)	Over Limit (dB)	SPA Reading (dBm)	S.G. Power (dBm)	TX Cable loss (dB)	TX Antenna Gain (dBi)	Polarization (H/V)
Lowest	1648	-61.08	-13	-48.08	-65.86	-62.84	0.98	4.89	H
	2472	-60.01	-13	-47.01	-69.42	-61.89	1.28	5.32	H
	3296	-63.98	-13	-50.98	-76.57	-67.39	1.54	7.10	H
									H
									H
									H
	1648	-65.10	-13	-52.10	-68.39	-66.86	0.98	4.89	V
	2472	-61.05	-13	-48.05	-71.48	-62.93	1.28	5.32	V
	3296	-64.46	-13	-51.46	-76.01	-67.87	1.54	7.10	V
									V
									V
									V
Middle	1672	-62.57	-13	-49.57	-67.21	-64.25	0.99	4.82	H
	2512	-54.99	-13	-41.99	-64.57	-56.96	1.29	5.41	H
	3349	-64.01	-13	-51.01	-76.23	-67.64	1.56	7.34	H
									H
									H
									H
	1672	-67.50	-13	-54.50	-70.61	-69.18	0.99	4.82	V
	2512	-57.04	-13	-44.04	-67.31	-59.01	1.29	5.41	V
	3349	-64.54	-13	-51.54	-76.07	-68.17	1.56	7.34	V
									V
									V
									V

Highest	1696	-66.61	-13	-53.61	-71.35	-68.21	1.00	4.75	H
	2544	-55.88	-13	-42.88	-65.55	-57.86	1.30	5.44	H
	3392	-63.86	-13	-50.86	-76.15	-67.66	1.57	7.52	H
									H
									H
									H
	1696	-68.63	-13	-55.63	-72.51	-70.23	1.00	4.75	V
	2544	-57.02	-13	-44.02	-67.28	-59	1.30	5.44	V
	3392	-64.36	-13	-51.36	-76.18	-68.16	1.57	7.52	V
									V
									V
									V

Remark: Spurious emissions within 30-1000MHz were found more than 20dB below limit line.

LTE Band 5 / 3MHz / QPSK									
Channel	Frequency (MHz)	ERP (dBm)	Limit (dBm)	Over Limit (dB)	SPA Reading (dBm)	S.G. Power (dBm)	TX Cable loss (dB)	TX Antenna Gain (dBi)	Polarization (H/V)
Lowest	1648	-60.06	-13	-47.06	-64.85	-61.82	0.98	4.89	H
	2480	-56.71	-13	-43.71	-66.21	-58.62	1.28	5.34	H
	3296	-63.82	-13	-50.82	-76.48	-67.23	1.54	7.10	H
									H
									H
									H
	1648	-64.69	-13	-51.69	-68.02	-66.45	0.98	4.89	V
	2480	-59.78	-13	-46.78	-70.16	-61.69	1.28	5.34	V
	3296	-64.69	-13	-51.69	-76.28	-68.1	1.54	7.10	V
									V
									V
									V
Middle	1672	-63.50	-13	-50.50	-68.16	-65.18	0.99	4.82	H
	2512	-54.90	-13	-41.90	-64.53	-56.87	1.29	5.41	H
	3349	-64.03	-13	-51.03	-76.24	-67.66	1.56	7.34	H
									H
									H
									H
	1672	-67.01	-13	-54.01	-70.08	-68.69	0.99	4.82	V
	2512	-56.50	-13	-43.50	-66.78	-58.47	1.29	5.41	V
	3349	-64.73	-13	-51.73	-76.16	-68.36	1.56	7.34	V
									V
									V
									V

Highest	1696	-65.40	-13	-52.40	-70.13	-67	1.00	4.75	H
	2544	-54.80	-13	-41.80	-64.42	-56.78	1.30	5.44	H
	3392	-64.21	-13	-51.21	-76.49	-68.01	1.57	7.52	H
									H
									H
									H
	1696	-68.71	-13	-55.71	-72.51	-70.31	1.00	4.75	V
	2544	-57.30	-13	-44.30	-67.6	-59.28	1.30	5.44	V
	3392	-64.42	-13	-51.42	-76.25	-68.22	1.57	7.52	V
									V
									V
									V

Remark: Spurious emissions within 30-1000MHz were found more than 20dB below limit line.

LTE Band 5 / 5MHz / QPSK									
Channel	Frequency (MHz)	ERP (dBm)	Limit (dBm)	Over Limit (dB)	SPA Reading (dBm)	S.G. Power (dBm)	TX Cable loss (dB)	TX Antenna Gain (dBi)	Polarization (H/V)
Lowest	1648	-59.56	-13	-46.56	-64.39	-61.32	0.98	4.89	H
	2472	-59.12	-13	-46.12	-68.52	-61	1.28	5.32	H
	3296	-66.55	-13	-53.55	-76.13	-69.96	1.54	7.10	H
									H
									H
									H
	1648	-63.34	-13	-50.34	-66.65	-65.1	0.98	4.89	V
	2472	-58.30	-13	-45.30	-68.73	-60.18	1.28	5.32	V
	3296	-64.81	-13	-51.81	-76.35	-68.22	1.54	7.10	V
									V
									V
									V
Middle	1672	-62.14	-13	-49.14	-66.83	-63.82	0.99	4.82	H
	2504	-54.98	-13	-41.98	-64.57	-56.94	1.29	5.40	H
	3344	-64.11	-13	-51.11	-76.34	-67.72	1.56	7.31	H
									H
									H
									H
	1672	-66.88	-13	-53.88	-69.95	-68.56	0.99	4.82	V
	2504	-55.41	-13	-42.41	-65.73	-57.37	1.29	5.40	V
	3344	-64.63	-13	-51.63	-76.11	-68.24	1.56	7.31	V
									V
									V
									V

Highest	1688	-65.89	-13	-52.89	-70.57	-67.52	1.00	4.77	H
	2536	-55.27	-13	-42.27	-64.94	-57.25	1.30	5.43	H
	3376	-63.97	-13	-50.97	-76.25	-67.71	1.57	7.45	H
									H
									H
									H
	1688	-69.05	-13	-56.05	-72.08	-70.68	1.00	4.77	V
	2536	-56.60	-13	-43.60	-66.92	-58.58	1.30	5.43	V
	3376	-64.28	-13	-51.28	-76.02	-68.02	1.57	7.45	V
									V
									V
									V

Remark: Spurious emissions within 30-1000MHz were found more than 20dB below limit line.

LTE Band 5 / 10MHz / QPSK									
Channel	Frequency (MHz)	ERP (dBm)	Limit (dBm)	Over Limit (dB)	SPA Reading (dBm)	S.G. Power (dBm)	TX Cable loss (dB)	TX Antenna Gain (dBi)	Polarization (H/V)
Lowest	1648	-60.37	-13	-47.37	-65.15	-62.13	0.98	4.89	H
	2472	-59.08	-13	-46.08	-68.47	-60.96	1.28	5.32	H
	3296	-63.81	-13	-50.81	-76.4	-67.22	1.54	7.10	H
									H
									H
									H
	1648	-63.80	-13	-50.80	-67.22	-65.56	0.98	4.89	V
	2472	-59.14	-13	-46.14	-69.55	-61.02	1.28	5.32	V
	3296	-64.75	-13	-51.75	-76.34	-68.16	1.54	7.10	V
									V
									V
									V
Middle	1664	-61.52	-13	-48.52	-66.26	-63.23	0.98	4.84	H
	2496	-55.01	-13	-42.01	-64.58	-56.96	1.29	5.39	H
	3328	-63.74	-13	-50.74	-76.14	-67.28	1.55	7.24	H
									H
									H
									H
	1664	-65.52	-13	-52.52	-68.68	-67.23	0.98	4.84	V
	2496	-55.53	-13	-42.53	-65.87	-57.48	1.29	5.39	V
	3328	-64.58	-13	-51.58	-76.1	-68.12	1.55	7.24	V
									V
									V
									V

Highest	1680	-61.30	-13	-48.30	-65.96	-62.95	0.99	4.80	H
	2520	-53.15	-13	-40.15	-62.8	-55.12	1.30	5.42	H
	3360	-63.55	-13	-50.55	-75.86	-67.22	1.56	7.38	H
									H
									H
									H
	1680	-66.63	-13	-53.63	-69.81	-68.28	0.99	4.80	V
	2520	-56.37	-13	-43.37	-66.64	-58.34	1.30	5.42	V
	3360	-64.55	-13	-51.55	-76.18	-68.22	1.56	7.38	V
									V
									V
									V

Remark: Spurious emissions within 30-1000MHz were found more than 20dB below limit line.

LTE Band 7

LTE Band 7 / 5MHz / QPSK									
Channel	Frequency (MHz)	ERP (dBm)	Limit (dBm)	Over Limit (dB)	SPA Reading (dBm)	S.G. Power (dBm)	TX Cable loss (dB)	TX Antenna Gain (dBi)	Polarization (H/V)
Lowest	5000	-58.94	-25	-33.94	-77.77	-66.3	2.34	9.70	H
	7500	-47.73	-25	-22.73	-72.61	-57.1	2.43	11.80	H
	10008	-47.39	-25	-22.39	-75.97	-56.9	2.70	12.20	H
	12504	-41.50	-25	-16.50	-76.96	-51.1	2.81	12.40	H
									H
									H
	5004	-60.74	-25	-35.74	-77.87	-68.1	2.34	9.70	V
	7500	-47.83	-25	-22.83	-71.53	-57.2	2.43	11.80	V
	10008	-47.69	-25	-22.69	-73.92	-57.2	2.70	12.20	V
	12504	-37.20	-25	-12.20	-68.94	-46.8	2.81	12.40	V
									V
									V
Middle	5064	-58.87	-25	-33.87	-77.99	-66.2	2.37	9.70	H
	7596	-46.04	-25	-21.04	-70.38	-55.5	2.40	11.86	H
	10128	-42.04	-25	-17.04	-70.9	-51.6	2.70	12.25	H
	12660	-42.55	-25	-17.55	-78.71	-52.3	2.84	12.59	H
									H
									H
	5064	-60.27	-25	-35.27	-78.12	-67.6	2.37	9.70	V
	7596	-45.44	-25	-20.44	-69.11	-54.9	2.40	11.86	V
	10128	-40.54	-25	-15.54	-66.68	-50.1	2.70	12.25	V
	12660	-39.35	-25	-14.35	-71.72	-49.1	2.84	12.59	V
									V
									V

Highest	5130	-59.01	-25	-34.01	-78.03	-66.3	2.41	9.70	H
	7692	-43.55	-25	-18.55	-68.31	-53.1	2.37	11.92	H
	10260	-37.59	-25	-12.59	-66.53	-47.2	2.69	12.30	H
	12828	-42.59	-25	-17.59	-79.43	-52.5	2.89	12.79	H
									H
									H
	5130	-60.81	-25	-35.81	-78.34	-68.1	2.41	9.70	V
	7692	-44.95	-25	-19.95	-68.88	-54.5	2.37	11.92	V
	10260	-36.69	-25	-11.69	-63.45	-46.3	2.69	12.30	V
	12828	-43.79	-25	-18.79	-76.66	-53.7	2.89	12.79	V
									V
									V

Remark: Spurious emissions within 30-1000MHz were found more than 20dB below limit line.

LTE Band 7 / 10MHz / QPSK									
Channel	Frequency (MHz)	EIRP (dBm)	Limit (dBm)	Over Limit (dB)	SPA Reading (dBm)	S.G. Power (dBm)	TX Cable loss (dB)	TX Antenna Gain (dBi)	Polarization (H/V)
Lowest	5004	-58.94	-25	-33.94	-77.85	-66.3	2.34	9.70	H
	7500	-46.03	-25	-21.03	-71.08	-55.4	2.43	11.80	H
	10008	-45.79	-25	-20.79	-74.29	-55.3	2.70	12.20	H
	12504	-40.20	-25	-15.20	-75.28	-49.8	2.81	12.40	H
									H
									H
	5004	-60.14	-25	-35.14	-77.45	-67.5	2.34	9.70	V
	7500	-47.03	-25	-22.03	-70.99	-56.4	2.43	11.80	V
	10008	-45.79	-25	-20.79	-71.72	-55.3	2.70	12.20	V
	12504	-36.70	-25	-11.70	-68.24	-46.3	2.81	12.40	V
									V
									V
Middle	5060	-58.47	-25	-33.47	-77.81	-65.8	2.37	9.70	H
	7596	-40.94	-25	-15.94	-65.28	-50.4	2.40	11.86	H
	10128	-43.14	-25	-18.14	-71.658	-52.7	2.70	12.25	H
	12648	-41.06	-25	-16.06	-76.96	-50.8	2.84	12.58	H
									H
									H
	5064	-59.57	-25	-34.57	-76.94	-66.9	2.37	9.70	V
	7596	-36.84	-25	-11.84	-60.6	-46.3	2.40	11.86	V
	10128	-40.14	-25	-15.14	-66.38	-49.7	2.70	12.25	V
	12648	-34.76	-25	-9.76	-67.32	-44.5	2.84	12.58	V
									V
									V

Highest	5120	-59.51	-25	-34.51	-78.45	-66.8	2.41	9.70	H
	7680	-40.66	-25	-15.66	-65.16	-50.2	2.37	11.91	H
	10248	-36.30	-25	-11.30	-65.22	-45.9	2.69	12.30	H
	12804	-43.22	-25	-18.22	-79.64	-53.1	2.88	12.76	H
									H
									H
	5124	-60.21	-25	-35.21	-78.11	-67.5	2.41	9.70	V
	7680	-44.36	-25	-19.36	-68.53	-53.9	2.37	11.91	V
	10248	-37.50	-25	-12.50	-64.07	-47.1	2.69	12.30	V
	12804	-43.42	-25	-18.42	-76.52	-53.3	2.88	12.76	V
									V
									V

Remark: Spurious emissions within 30-1000MHz were found more than 20dB below limit line.

LTE Band 7 / 15MHz / QPSK									
Channel	Frequency (MHz)	EIRP (dBm)	Limit (dBm)	Over Limit (dB)	SPA Reading (dBm)	S.G. Power (dBm)	TX Cable loss (dB)	TX Antenna Gain (dBi)	Polarization (H/V)
Lowest	5030	-58.95	-25	-33.95	-77.9	-66.3	2.35	9.70	H
	7548	-42.58	-25	-17.58	-67.01	-52	2.41	11.83	H
	10056	-37.97	-25	-12.97	-66.7	-47.5	2.70	12.22	H
	12576	-42.13	-25	-17.13	-77.63	-51.8	2.82	12.49	H
									H
									H
	5030	-60.45	-25	-35.45	-77.68	-67.8	2.35	9.70	V
	7548	-41.98	-25	-16.98	-65.96	-51.4	2.41	11.83	V
	10056	-39.07	-25	-14.07	-65.06	-48.6	2.70	12.22	V
	12576	-35.43	-25	-10.43	-67.47	-45.1	2.82	12.49	V
									V
									V
Middle	5085	-59.59	-25	-34.59	-78.18	-66.9	2.39	9.70	H
	7620	-47.62	-25	-22.62	-72.21	-57.1	2.39	11.87	H
	10164	-43.63	-25	-18.63	-72.14	-53.2	2.70	12.27	H
	12708	-43.31	-25	-18.31	-79.64	-53.1	2.86	12.65	H
									H
									H
	5085	-60.39	-25	-35.39	-78.04	-67.7	2.39	9.70	V
	7620	-49.82	-25	-24.82	-73.06	-59.3	2.39	11.87	V
	10164	-43.93	-25	-18.93	-70.25	-53.5	2.70	12.27	V
	12708	-41.91	-25	-16.91	-74.39	-51.7	2.86	12.65	V
									V
									V

Highest	5140	-59.02	-25	-34.02	-78.34	-66.3	2.42	9.70	H
	7704	-45.04	-25	-20.04	-69.67	-54.6	2.36	11.92	H
	10272	-41.79	-25	-16.79	-69.88	-51.4	2.69	12.31	H
	12852	-42.07	-25	-17.07	-78.78	-52	2.89	12.82	H
									H
									H
	5140	-59.92	-25	-34.92	-78.07	-67.2	2.42	9.70	V
	7704	-43.54	-25	-18.54	-67.5	-53.1	2.36	11.92	V
	10272	-38.49	-25	-13.49	-65.27	-48.1	2.69	12.31	V
	12852	-43.67	-25	-18.67	-76.85	-53.6	2.89	12.82	V
									V
									V

Remark: Spurious emissions within 30-1000MHz were found more than 20dB below limit line.

LTE Band 7 / 20MHz / QPSK									
Channel	Frequency (MHz)	EIRP (dBm)	Limit (dBm)	Over Limit (dB)	SPA Reading (dBm)	S.G. Power (dBm)	TX Cable loss (dB)	TX Antenna Gain (dBi)	Polarization (H/V)
Lowest	5004	-58.84	-25	-33.84	-77.8	-66.2	2.34	9.70	H
	7500	-43.71	-25	-18.71	-68.85	-53.08	2.43	11.80	H
	10008	-46.77	-25	-21.77	-75.59	-56.28	2.70	12.20	H
	12504	-37.81	-25	-12.81	-73.3	-47.41	2.81	12.40	H
									H
									H
	5004	-60.50	-25	-35.50	-78.04	-67.86	2.34	9.70	V
	7500	-42.56	-25	-17.56	-66.74	-51.93	2.43	11.80	V
	10008	-46.92	-25	-21.92	-73.13	-56.43	2.70	12.20	V
	12504	-34.57	-25	-9.57	-66.74	-44.17	2.81	12.40	V
									V
									V
Middle	5052	-58.79	-25	-33.79	-77.82	-66.12	2.37	9.70	H
	7584	-39.69	-25	-14.69	-64.45	-49.14	2.40	11.85	H
	10104	-37.54	-25	-12.54	-66.44	-47.09	2.70	12.24	H
	12636	-40.86	-25	-15.86	-76.9	-50.58	2.84	12.56	H
									H
									H
	5052	-60.26	-25	-35.26	-77.95	-67.59	2.37	9.70	V
	7584	-36.15	-25	-11.15	-60.1	-45.6	2.40	11.85	V
	10104	-37.53	-25	-12.53	-64.01	-47.08	2.70	12.24	V
	12636	-33.16	-25	-8.16	-65.72	-42.88	2.84	12.56	V
									V
									V

Highest	5106	-59.82	-25	-34.82	-78.93	-67.12	2.40	9.70	H
	7656	-43.39	-25	-18.39	-68.1	-52.9	2.38	11.89	H
	10206	-38.37	-25	-13.37	-67.34	-47.96	2.70	12.28	H
	12756	-43.02	-25	-18.02	-79.68	-52.86	2.87	12.71	H
									H
									H
	5106	-60.91	-25	-35.91	-78.89	-68.21	2.40	9.70	V
	7656	-41.52	-25	-16.52	-65.58	-51.03	2.38	11.89	V
	10206	-35.57	-25	-10.57	-62.33	-45.16	2.70	12.28	V
	12756	-39.76	-25	-14.76	-72.77	-49.6	2.87	12.71	V
									V
									V

Remark: Spurious emissions within 30-1000MHz were found more than 20dB below limit line.

LTE Band 12

LTE Band 12 / 5MHz / QPSK									
Channel	Frequency (MHz)	ERP (dBm)	Limit (dBm)	Over Limit (dB)	SPA Reading (dBm)	S.G. Power (dBm)	TX Cable loss (dB)	TX Antenna Gain (dBi)	Polarization (H/V)
Lowest	1400	-63.75	-13.00	-50.75	-68.92	-65.41	0.87	4.68	H
	2096	-56.95	-13.00	-43.95	-65.55	-57.82	1.16	4.19	H
	2800	-65.28	-13.00	-52.28	-76.24	-67.39	1.38	5.64	H
									H
									H
									H
	1400	-62.59	-13.00	-49.59	-66.78	-64.25	0.87	4.68	V
	2096	-50.07	-13.00	-37.07	-58.86	-50.94	1.16	4.19	V
	2800	-64.65	-13.00	-51.65	-76.18	-66.76	1.38	5.64	V
									V
									V
									V
Middle	1408	-63.89	-13.00	-50.89	-68.88	-65.60	0.87	4.73	H
	2120	-54.16	-13.00	-41.16	-62.79	-55.10	1.17	4.26	H
	2820	-65.39	-13.00	-52.39	-76.30	-67.50	1.39	5.66	H
									H
									H
									H
	1408	-60.79	-13.00	-47.79	-64.69	-62.50	0.87	4.73	V
	2120	-45.86	-13.00	-32.86	-55.24	-46.80	1.17	4.26	V
	2820	-64.99	-13.00	-51.99	-76.42	-67.10	1.39	5.66	V
									V
									V
									V

Highest	1424	-51.10	-13.00	-38.10	-56.02	-52.90	0.88	4.83	H
	2136	-44.32	-13.00	-31.32	-53.25	-45.30	1.18	4.31	H
	2848	-64.37	-13.00	-51.37	-75.15	-66.50	1.40	5.68	H
	3552	-47.01	-13.00	-34.01	-60.63	-51.30	1.62	8.06	H
									H
									H
	1424	-55.80	-13.00	-42.80	-59.86	-57.60	0.88	4.83	V
	2136	-45.82	-13.00	-32.82	-55.56	-46.80	1.18	4.31	V
	2848	-64.07	-13.00	-51.07	-75.41	-66.20	1.40	5.68	V
	3552	-52.21	-13.00	-39.21	-65.95	-56.50	1.62	8.06	V
									V
									V

Remark: Spurious emissions within 30-1000MHz were found more than 20dB below limit line.

LTE Band 12 / 10MHz / QPSK									
Channel	Frequency (MHz)	ERP (dBm)	Limit (dBm)	Over Limit (dB)	SPA Reading (dBm)	S.G. Power (dBm)	TX Cable loss (dB)	TX Antenna Gain (dBi)	Polarization (H/V)
Lowest	1400	-63.04	-13.00	-50.04	-68.11	-64.70	0.87	4.68	H
	2096	-58.43	-13.00	-45.43	-59.93	-59.30	1.16	4.19	H
	2796	-65.20	-13.00	-52.20	-76.14	-67.30	1.38	5.64	H
									H
									H
									H
	1400	-61.84	-13.00	-48.84	-65.58	-63.50	0.87	4.68	V
	2096	-49.13	-13.00	-36.13	-57.61	-50.00	1.16	4.19	V
	2796	-64.80	-13.00	-51.80	-76.05	-66.90	1.38	5.64	V
									V
									V
									V
Middle	1408	-59.79	-13.00	-46.79	-64.61	-61.50	0.87	4.73	H
	2112	-50.78	-13.00	-37.78	-59.32	-51.70	1.17	4.24	H
	2808	-65.19	-13.00	-52.19	-75.85	-67.30	1.39	5.65	H
									H
									H
									H
	1408	-60.79	-13.00	-47.79	-64.50	-62.50	0.87	4.73	V
	2112	-46.58	-13.00	-33.58	-55.18	-47.50	1.17	4.24	V
	2808	-65.09	-13.00	-52.09	-76.23	-67.20	1.39	5.65	V
									V
									V
									V

Highest	1416	-62.35	-13.00	-49.35	-67.42	-64.10	0.87	4.78	H
	2120	-53.96	-13.00	-40.96	-62.69	-54.90	1.17	4.26	H
	2824	-65.38	-13.00	-52.38	-76.11	-67.50	1.39	5.66	H
									H
									H
									H
	1416	-59.75	-13.00	-46.75	-63.92	-61.50	0.87	4.78	V
	2120	-45.86	-13.00	-32.86	-54.77	-46.80	1.17	4.26	V
	2824	-64.98	-13.00	-51.98	-76.21	-67.10	1.39	5.66	V
									V
									V
									V

Remark: Spurious emissions within 30-1000MHz were found more than 20dB below limit line.

LTE Band 17

LTE Band 17 / 5MHz / QPSK									
Channel	Frequency (MHz)	ERP (dBm)	Limit (dBm)	Over Limit (dB)	SPA Reading (dBm)	S.G. Power (dBm)	TX Cable loss (dB)	TX Antenna Gain (dBi)	Polarization (H/V)
Lowest	1408	-59.70	-13	-46.70	-64.91	-61.41	0.87	4.73	H
	2112	-42.49	-13	-29.49	-51.26	-43.41	1.17	4.24	H
	2816	-65.22	-13	-52.22	-76.31	-67.33	1.39	5.65	H
									H
									H
									H
	1408	-61.51	-13	-48.51	-65.83	-63.22	0.87	4.73	V
	2112	-43.91	-13	-30.91	-53.06	-44.83	1.17	4.24	V
	2816	-64.74	-13	-51.74	-76.38	-66.85	1.39	5.65	V
									V
									V
									V
Middle	1408	-57.41	-13	-44.41	-62.66	-59.12	0.87	4.73	H
	2112	-40.33	-13	-27.33	-49.08	-41.25	1.17	4.24	H
	2816	-65.25	-13	-52.25	-76.37	-67.36	1.39	5.65	H
									H
									H
									H
	1408	-59.13	-13	-46.13	-63.38	-60.84	0.87	4.73	V
	2112	-42.60	-13	-29.60	-51.84	-43.52	1.17	4.24	V
	2816	-64.76	-13	-51.76	-76.37	-66.87	1.39	5.65	V
									V
									V
									V

Highest	1424	-58.54	-13	-45.54	-63.92	-60.34	0.88	4.83	H
	2136	-39.98	-13	-26.98	-49.02	-40.96	1.18	4.31	H
	2848	-64.94	-13	-51.94	-76.12	-67.07	1.40	5.68	H
									H
									H
									H
	1424	-59.92	-13	-46.92	-64.06	-61.72	0.88	4.83	V
	2136	-43.98	-13	-30.98	-53.80	-44.96	1.18	4.31	V
	2848	-64.58	-13	-51.58	-76.21	-66.71	1.40	5.68	V
									V
									V
									V

Remark: Spurious emissions within 30-1000MHz were found more than 20dB below limit line.

LTE Band 17 / 10MHz / QPSK									
Channel	Frequency (MHz)	ERP (dBm)	Limit (dBm)	Over Limit (dB)	SPA Reading (dBm)	S.G. Power (dBm)	TX Cable loss (dB)	TX Antenna Gain (dBi)	Polarization (H/V)
Lowest	1408	-57.34	-13	-44.34	-62.53	-59.05	0.87	4.73	H
	2112	-37.33	-13	-24.33	-46.14	-38.25	1.17	4.24	H
	2816	-65.33	-13	-52.33	-76.42	-67.44	1.39	5.65	H
									H
									H
									H
	1408	-59.77	-13	-46.77	-64.02	-61.48	0.87	4.73	V
	2112	-39.05	-13	-26.05	-48.22	-39.97	1.17	4.24	V
	2816	-64.48	-13	-51.48	-76.05	-66.59	1.39	5.65	V
									V
									V
									V
Middle	1408	-56.50	-13	-43.50	-61.72	-58.21	0.87	4.73	H
	2112	-36.83	-13	-23.83	-45.66	-37.75	1.17	4.24	H
	3520	-62.94	-13	-49.94	-76.39	-67.20	1.61	8.02	H
									H
									H
									H
	1408	-59.46	-13	-46.46	-63.70	-61.17	0.87	4.73	V
	2112	-41.43	-13	-28.43	-50.66	-42.35	1.17	4.24	V
	3520	-62.32	-13	-49.32	-76.38	-66.58	1.61	8.02	V
									V
									V
									V

Highest	1416	-56.91	-13	-43.91	-62.12	-58.66	0.87	4.78	H
	2124	-38.35	-13	-25.35	-47.31	-39.30	1.17	4.27	H
	2832	-65.00	-13	-52.00	-76.16	-67.12	1.39	5.67	H
									H
									H
									H
	1416	-57.38	-13	-44.38	-61.59	-59.13	0.87	4.78	V
	2124	-41.40	-13	-28.40	-50.95	-42.35	1.17	4.27	V
	2832	-64.22	-13	-51.22	-75.88	-66.34	1.39	5.67	V
									V
									V
									V

Remark: Spurious emissions within 30-1000MHz were found more than 20dB below limit line.

LTE Band 26

LTE Band 26 / 1.4MHz / QPSK									
Channel	Frequency (MHz)	EIRP (dBm)	Limit (dBm)	Over Limit (dB)	SPA Reading (dBm)	S.G. Power (dBm)	TX Cable loss (dB)	TX Antenna Gain (dBi)	Polarization (H/V)
Lowest	1626	-62.48	-13	-49.48	-67.32	-64.31	0.97	4.95	H
	2440	-46.19	-13	-33.19	-55.32	-47.99	1.27	5.22	H
	3253	-63.08	-13	-50.08	-75.83	-66.32	1.53	6.91	H
									H
									H
									H
	1626	-63.03	-13	-50.03	-66.57	-64.86	0.97	4.95	V
	2440	-45.11	-13	-32.11	-55.79	-46.91	1.27	5.22	V
	3253	-64.09	-13	-51.09	-75.82	-67.33	1.53	6.91	V
									V
									V
									V
Middle	1664	-60.65	-13	-47.65	-65.37	-62.36	0.98	4.84	H
	2496	-44.99	-13	-31.99	-54.56	-46.94	1.29	5.39	H
	3328	-63.85	-13	-50.85	-76.25	-67.39	1.55	7.24	H
									H
									H
									H
	1664	-59.71	-13	-46.71	-62.94	-61.42	0.98	4.84	V
	2496	-44.48	-13	-31.48	-54.79	-46.43	1.29	5.39	V
	3328	-64.82	-13	-51.82	-76.34	-68.36	1.55	7.24	V
									V
									V
									V

Highest	1696	-62.22	-13	-49.22	-67.06	-63.82	1.00	4.75	H
	2544	-49.68	-13	-36.68	-59.37	-51.66	1.30	5.44	H
	3392	-63.85	-13	-50.85	-76.22	-67.65	1.57	7.52	H
									H
									H
									H
	1696	-60.96	-13	-47.96	-64.74	-62.56	1.00	4.75	V
	2544	-45.95	-13	-32.95	-56.24	-47.93	1.30	5.44	V
	3392	-64.61	-13	-51.61	-76.44	-68.41	1.57	7.52	V
									V
									V
									V

Remark: Spurious emissions within 30-1000MHz were found more than 20dB below limit line.

LTE Band 26 / 3MHz / QPSK									
Channel	Frequency (MHz)	EIRP (dBm)	Limit (dBm)	Over Limit (dB)	SPA Reading (dBm)	S.G. Power (dBm)	TX Cable loss (dB)	TX Antenna Gain (dBi)	Polarization (H/V)
Lowest	1632	-59.84	-13	-46.84	-64.73	-61.65	0.97	4.93	H
	2440	-43.82	-13	-30.82	-52.92	-45.62	1.27	5.22	H
	3253	-63.28	-13	-50.28	-76.11	-66.52	1.53	6.91	H
									H
									H
									H
	1632	-60.85	-13	-47.85	-48.93	-62.66	0.97	4.93	V
	2440	-45.00	-13	-32.00	-33.02	-46.8	1.27	5.22	V
	3253	-64.12	-13	-51.12	-52.19	-67.36	1.53	6.91	V
									V
									V
									V
Middle	1658	-60.78	-13	-47.78	-63.95	-62.51	0.98	4.86	H
	2488	-44.00	-13	-31.00	-54.29	-45.93	1.29	5.36	H
	3317	-65.02	-13	-52.02	-76.56	-68.52	1.55	7.19	H
									H
									H
									H
	1658	-60.78	-13	-47.78	-63.95	-62.51	0.98	4.86	V
	2488	-44.01	-13	-31.01	-54.29	-45.94	1.29	5.36	V
	3317	-65.07	-13	-52.07	-76.56	-68.57	1.55	7.19	V
									V
									V
									V

Highest	1691	-61.50	-13	-48.50	-66.24	-63.12	1.00	4.77	H
	2536	-45.14	-13	-32.14	-54.74	-47.12	1.30	5.43	H
	3381	-64.10	-13	-51.10	-76.42	-67.86	1.57	7.48	H
									H
									H
									H
	1691	-61.99	-13	-48.99	-65.78	-63.61	1.00	4.77	V
	2536	-45.79	-13	-32.79	-56.08	-47.77	1.30	5.43	V
	3381	-64.36	-13	-51.36	-76.07	-68.12	1.57	7.48	V
									V
									V
									V

Remark: Spurious emissions within 30-1000MHz were found more than 20dB below limit line.

LTE Band 26 / 5MHz / QPSK									
Channel	Frequency (MHz)	EIRP (dBm)	Limit (dBm)	Over Limit (dB)	SPA Reading (dBm)	S.G. Power (dBm)	TX Cable loss (dB)	TX Antenna Gain (dBi)	Polarization (H/V)
Lowest	1632	-59.60	-13	-46.60	-64.43	-61.41	0.97	4.93	H
	2440	-42.82	-13	-29.82	-51.92	-44.62	1.27	5.22	H
	3252	-63.44	-13	-50.44	-76.35	-66.67	1.53	6.91	H
									H
									H
									H
	1632	-60.12	-13	-47.12	-63.61	-61.93	0.97	4.93	V
	2440	-44.44	-13	-31.44	-55.14	-46.24	1.27	5.22	V
	3252	-64.13	-13	-51.13	-75.94	-67.36	1.53	6.91	V
									V
									V
									V
Middle	1656	-59.81	-13	-46.81	-64.52	-61.54	0.98	4.86	H
	2488	-42.22	-13	-29.22	-51.82	-44.15	1.29	5.36	H
	3317	-63.83	-13	-50.83	-76.28	-67.33	1.55	7.19	H
									H
									H
									H
	1656	-59.23	-13	-46.23	-62.46	-60.96	0.98	4.86	V
	2488	-43.04	-13	-30.04	-53.28	-44.97	1.29	5.36	V
	3317	-64.89	-13	-51.89	-76.44	-68.39	1.55	7.19	V
									V
									V
									V

Highest	1688	-60.30	-13	-47.30	-64.96	-61.93	1.00	4.77	H
	2536	-45.20	-13	-32.20	-54.81	-47.18	1.30	5.43	H
	3380	-64.05	-13	-51.05	-76.31	-67.81	1.57	7.47	H
									H
									H
									H
	1688	-61.09	-13	-48.09	-64.18	-62.72	1.00	4.77	V
	2536	-43.68	-13	-30.68	-54.01	-45.66	1.30	5.43	V
	3380	-64.53	-13	-51.53	-76.27	-68.29	1.57	7.47	V
									V
									V
									V

Remark: Spurious emissions within 30-1000MHz were found more than 20dB below limit line.

LTE Band 26 / 10MHz / QPSK									
Channel	Frequency (MHz)	EIRP (dBm)	Limit (dBm)	Over Limit (dB)	SPA Reading (dBm)	S.G. Power (dBm)	TX Cable loss (dB)	TX Antenna Gain (dBi)	Polarization (H/V)
Lowest	1632	-64.59	-13	-51.59	-69.54	-66.4	0.97	4.93	H
	2448	-42.84	-13	-29.84	-51.94	-44.66	1.27	5.24	H
	3264	-63.43	-13	-50.43	-76.18	-66.71	1.53	6.96	H
									H
									H
									H
	1632	-67.87	-13	-54.87	-71.36	-69.68	0.97	4.93	V
	2448	-41.65	-13	-28.65	-52.3	-43.47	1.27	5.24	V
	3264	-64.54	-13	-51.54	-76.19	-67.82	1.53	6.96	V
									V
									V
									V
Middle	1656	-65.22	-13	-52.22	-69.87	-66.95	0.98	4.86	H
	2480	-41.35	-13	-28.35	-50.73	-43.26	1.28	5.34	H
	3312	-63.86	-13	-50.86	-76.25	-67.34	1.55	7.17	H
									H
									H
									H
	1656	-66.36	-13	-53.36	-69.5	-68.09	0.98	4.86	V
	2480	-41.63	-13	-28.63	-51.99	-43.54	1.28	5.34	V
	3312	-64.80	-13	-51.80	-76.28	-68.28	1.55	7.17	V
									V
									V
									V

Highest	1680	-65.42	-13	-52.42	-70.1	-67.07	0.99	4.80	H
	2520	-43.74	-13	-30.74	-53.37	-45.71	1.30	5.42	H
	3360	-63.94	-13	-50.94	-76.16	-67.61	1.56	7.38	H
									H
									H
									H
	1680	-67.28	-13	-54.28	-70.34	-68.93	0.99	4.80	V
	2520	-42.85	-13	-29.85	-53.14	-44.82	1.30	5.42	V
	3360	-64.81	-13	-51.81	-76.35	-68.48	1.56	7.38	V
									V
									V
									V

Remark: Spurious emissions within 30-1000MHz were found more than 20dB below limit line.

LTE Band 26 / 15MHz / QPSK									
Channel	Frequency (MHz)	EIRP (dBm)	Limit (dBm)	Over Limit (dB)	SPA Reading (dBm)	S.G. Power (dBm)	TX Cable loss (dB)	TX Antenna Gain (dBi)	Polarization (H/V)
Lowest	1632	-62.00	-13	-49.00	-66.88	-63.81	0.97	4.93	H
	2448	-46.25	-13	-33.25	-55.35	-48.07	1.27	5.24	H
	3264	-63.41	-13	-50.41	-76.2	-66.69	1.53	6.96	H
									H
									H
									H
	1632	-61.63	-13	-48.63	-65.07	-63.44	0.97	4.93	V
	2448	-46.51	-13	-33.51	-57.17	-48.33	1.27	5.24	V
	3264	-64.21	-13	-51.21	-75.84	-67.49	1.53	6.96	V
									V
									V
									V
Middle	1648	-52.26	-13	-39.26	-57.03	-54.02	0.98	4.89	H
	2472	-44.23	-13	-31.23	-53.61	-46.11	1.28	5.32	H
	3296	-63.80	-13	-50.80	-76.48	-67.21	1.54	7.10	H
									H
									H
									H
	1648	-53.57	-13	-40.57	-56.87	-55.33	0.98	4.89	V
	2472	-45.24	-13	-32.24	-55.66	-47.12	1.28	5.32	V
	3296	-64.70	-13	-51.70	-76.26	-68.11	1.54	7.10	V
									V
									V
									V

Highest	1672	-59.84	-13	-46.84	-64.46	-61.52	0.99	4.82	H
	2504	-44.86	-13	-31.86	-54.44	-46.82	1.29	5.40	H
	3338	-64.23	-13	-51.23	-76.55	-67.81	1.55	7.29	H
									H
									H
									H
	1672	-60.59	-13	-47.59	-63.64	-62.27	0.99	4.82	V
	2504	-44.10	-13	-31.10	-54.37	-46.06	1.29	5.40	V
	3338	-64.83	-13	-51.83	-76.3	-68.41	1.55	7.29	V
									V
									V
									V

Remark: Spurious emissions within 30-1000MHz were found more than 20dB below limit line.

LTE Band 38

LTE Band 38 / 5MHz / QPSK									
Channel	Frequency (MHz)	ERP (dBm)	Limit (dBm)	Over Limit (dB)	SPA Reading (dBm)	S.G. Power (dBm)	TX Cable loss (dB)	TX Antenna Gain (dBi)	Polarization (H/V)
Lowest	5136	-56.82	-25	-31.82	-75.75	-64.1	2.42	9.70	H
	7716	-44.73	-25	-19.73	-69.39	-54.3	2.36	11.93	H
	10280	-50.58	-25	-25.58	-79.58	-60.2	2.69	12.31	H
									H
									H
									H
	5136	-56.32	-25	-31.32	-73.97	-63.6	2.42	9.70	V
	7716	-43.33	-25	-18.33	-67.23	-52.9	2.36	11.93	V
	10284	-51.88	-25	-26.88	-78.61	-61.5	2.69	12.31	V
									V
									V
									V
Middle	5184	-57.84	-25	-32.84	-76.81	-65.1	2.44	9.70	H
	7776	-49.37	-25	-24.37	-74.08	-59	2.34	11.97	H
	10370	-50.85	-25	-25.85	-79.72	-60.5	2.69	12.35	H
									H
									H
									H
	5184	-58.34	-25	-33.34	-76.54	-65.6	2.44	9.70	V
	7776	-45.07	-25	-20.07	-69.16	-54.7	2.34	11.97	V
	10380	-52.14	-25	-27.14	-79.05	-61.8	2.69	12.35	V
									V
									V
									V

Highest	5232	-56.57	-25	-31.57	-75.33	-63.8	2.47	9.70	H
	7848	-49.11	-25	-24.11	-73.89	-58.8	2.32	12.01	H
	10464	-50.51	-25	-25.51	-79.36	-60.2	2.69	12.39	H
									H
									H
									H
	5232	-58.57	-25	-33.57	-76.85	-65.8	2.47	9.70	V
	7848	-46.61	-25	-21.61	-70.75	-56.3	2.32	12.01	V
	10464	-50.71	-25	-25.71	-78.06	-60.4	2.69	12.39	V
									V
									V
									V

Remark: Spurious emissions within 30-1000MHz were found more than 20dB below limit line.

LTE Band 38 / 10MHz / QPSK									
Channel	Frequency (MHz)	ERP (dBm)	Limit (dBm)	Over Limit (dB)	SPA Reading (dBm)	S.G. Power (dBm)	TX Cable loss (dB)	TX Antenna Gain (dBi)	Polarization (H/V)
Lowest	5136	-57.92	-25	-32.92	-77.13	-65.2	2.42	9.70	H
	7716	-47.53	-25	-22.53	-71.88	-57.1	2.36	11.93	H
	10280	-50.78	-25	-25.78	-79.6	-60.4	2.69	12.31	H
									H
									H
									H
	5136	-58.82	-25	-33.82	-76.41	-66.1	2.42	9.70	V
	7716	-42.93	-25	-17.93	-66.87	-52.5	2.36	11.93	V
	10284	-52.38	-25	-27.38	-78.95	-62	2.69	12.31	V
									V
									V
									V
Middle	5184	-57.84	-25	-32.84	-77.04	-65.1	2.44	9.70	H
	7776	-49.97	-25	-24.97	-74.57	-59.6	2.34	11.97	H
	10360	-50.75	-25	-25.75	-79.58	-60.4	2.69	12.34	H
									H
									H
									H
	5184	-58.94	-25	-33.94	-77.07	-66.2	2.44	9.70	V
	7776	-46.67	-25	-21.67	-70.8	-56.3	2.34	11.97	V
	10356	-51.25	-25	-26.25	-79.02	-60.9	2.69	12.34	V
									V
									V
									V

Highest	5220	-59.36	-25	-34.36	-78.31	-66.6	2.46	9.70	H
	7836	-49.42	-25	-24.42	-73.94	-59.1	2.32	12.00	H
	10440	-50.42	-25	-25.42	-79.3	-60.1	2.69	12.38	H
									H
									H
									H
	5220	-59.36	-25	-34.36	-77.27	-66.6	2.46	9.70	V
	7836	-43.92	-25	-18.92	-68.02	-53.6	2.32	12.00	V
	10440	-51.82	-25	-26.82	-79.11	-61.5	2.69	12.38	V
									V
									V
									V

Remark: Spurious emissions within 30-1000MHz were found more than 20dB below limit line.

LTE Band 38 / 15MHz / QPSK									
Channel	Frequency (MHz)	ERP (dBm)	Limit (dBm)	Over Limit (dB)	SPA Reading (dBm)	S.G. Power (dBm)	TX Cable loss (dB)	TX Antenna Gain (dBi)	Polarization (H/V)
Lowest	5148	-57.62	-25	-32.62	-76.43	-64.9	2.42	9.70	H
	7716	-48.33	-25	-23.33	-72.55	-57.9	2.36	11.93	H
	10280	-50.58	-25	-25.58	-79.54	-60.2	2.69	12.31	H
									H
									H
									H
	5148	-57.32	-25	-32.32	-75.13	-64.6	2.42	9.70	V
	7716	-41.83	-25	-16.83	-65.84	-51.4	2.36	11.93	V
	10284	-51.98	-25	-26.98	-78.94	-61.6	2.69	12.31	V
									V
									V
									V
Middle	5172	-57.84	-25	-32.84	-76.99	-65.1	2.44	9.70	H
	7764	-49.59	-25	-24.59	-74.14	-59.2	2.34	11.96	H
	10350	-50.55	-25	-25.55	-79.46	-60.2	2.69	12.34	H
									H
									H
									H
	5172	-58.34	-25	-33.34	-76.31	-65.6	2.44	9.70	V
	7764	-46.49	-25	-21.49	-70.29	-56.1	2.34	11.96	V
	10356	-51.75	-25	-26.75	-78.84	-61.4	2.69	12.34	V
									V
									V
									V

Highest	5210	-58.36	-25	-33.36	-77.75	-65.6	2.46	9.70	H
	7824	-49.53	-25	-24.53	-74.17	-59.2	2.32	11.99	H
	10420	-50.63	-25	-25.63	-79.58	-60.3	2.69	12.37	H
									H
									H
									H
	5208	-59.66	-25	-34.66	-77.47	-66.9	2.46	9.70	V
	7824	-42.63	-25	-17.63	-66.79	-52.3	2.32	11.99	V
	10428	-51.42	-25	-26.42	-78.39	-61.1	2.69	12.37	V
									V
									V
									V

Remark: Spurious emissions within 30-1000MHz were found more than 20dB below limit line.

LTE Band 38 / 20MHz / QPSK									
Channel	Frequency (MHz)	ERP (dBm)	Limit (dBm)	Over Limit (dB)	SPA Reading (dBm)	S.G. Power (dBm)	TX Cable loss (dB)	TX Antenna Gain (dBi)	Polarization (H/V)
Lowest	5148	-56.52	-25	-31.52	-75.36	-63.8	2.42	9.70	H
	7716	-44.63	-25	-19.63	-69.16	-54.2	2.36	11.93	H
	10280	-50.78	-25	-25.78	-79.59	-60.4	2.69	12.31	H
	12852	-41.47	-25	-16.47	-78.48	-51.4	2.89	12.82	H
									H
									H
	5148	-56.32	-25	-31.32	-73.96	-63.6	2.42	9.70	V
	7716	-40.63	-25	-15.63	-64.34	-50.2	2.36	11.93	V
	10284	-51.28	-25	-26.28	-78.06	-60.9	2.69	12.31	V
	12852	-43.97	-25	-18.97	-77.23	-53.9	2.89	12.82	V
									V
									V
Middle	5172	-57.44	-25	-32.44	-76.45	-64.7	2.44	9.70	H
	7764	-46.99	-25	-21.99	-71.6	-56.6	2.34	11.96	H
	10340	-50.56	-25	-25.56	-79.38	-60.2	2.69	12.34	H
									H
									H
									H
	5172	-56.94	-25	-31.94	-74.64	-64.2	2.44	9.70	V
	7764	-43.79	-25	-18.79	-67.77	-53.4	2.34	11.96	V
	10340	-52.86	-25	-27.86	-79.37	-62.5	2.69	12.34	V
									V
									V
									V

Highest	5208	-57.86	-25	-32.86	-76.64	-65.1	2.46	9.70	H
	7800	-47.45	-25	-22.45	-72.04	-57.1	2.33	11.98	H
	10400	-50.53	-25	-25.53	-79.43	-60.2	2.69	12.36	H
									H
									H
									H
	5208	-57.06	-25	-32.06	-75.32	-64.3	2.46	9.70	V
	7800	-44.85	-25	-19.85	-68.93	-54.5	2.33	11.98	V
	10404	-51.23	-25	-26.23	-78.43	-60.9	2.69	12.36	V
									V
									V
									V

Remark: Spurious emissions within 30-1000MHz were found more than 20dB below limit line.

LTE Band 41

LTE Band 41 / 5MHz / QPSK									
Channel	Frequency (MHz)	EIRP (dBm)	Limit (dBm)	Over Limit (dB)	SPA Reading (dBm)	S.G. Power (dBm)	TX Cable loss (dB)	TX Antenna Gain (dBi)	Polarization (H/V)
Lowest	5088	-56.89	-25	-31.89	-75.87	-64.2	2.39	9.70	H
	7632	-48.11	-25	-23.11	-72.63	-57.6	2.39	11.88	H
	10188	-50.62	-25	-25.62	-79.51	-60.2	2.70	12.28	H
	12732	-41.88	-25	-16.88	-78.35	-51.7	2.86	12.68	H
	15276	-40.23	-25	-15.23	-77.95	-50.5	3.71	13.99	H
									H
	5088	-56.99	-25	-31.99	-74.72	-64.3	2.39	9.70	V
	7632	-44.21	-25	-19.21	-67.88	-53.7	2.39	11.88	V
	10188	-52.62	-25	-27.62	-79.09	-62.2	2.70	12.28	V
	12732	-45.68	-25	-20.68	-78.58	-55.5	2.86	12.68	V
	15276	-41.43	-25	-16.43	-77.56	-51.7	3.71	13.99	V
									V
Middle	5232	-58.27	-25	-33.27	-77.54	-65.5	2.47	9.70	H
	7848	-46.91	-25	-21.91	-71.59	-56.6	2.32	12.01	H
	10460	-50.41	-25	-25.41	-79.29	-60.1	2.69	12.38	H
	13080	-41.14	-25	-16.14	-78.67	-51.3	2.95	13.11	H
									H
									H
	5232	-49.37	-25	-24.37	-77.66	-56.6	2.47	9.70	V
	7848	-41.81	-25	-16.81	-65.98	-51.5	2.32	12.01	V
	10464	-50.91	-25	-25.91	-78.12	-60.6	2.69	12.39	V
									V
									V
									V

Highest	5304	-56.71	-25	-31.71	-75.85	-63.9	2.51	9.70	H
	7956	-47.11	-25	-22.11	-72.36	-56.9	2.28	12.07	H
	10596	-51.07	-25	-26.07	-80.18	-60.8	2.69	12.42	H
									H
									H
									H
	5304	-58.61	-25	-33.61	-77.38	-65.8	2.51	9.70	V
	7956	-43.51	-25	-18.51	-67.7	-53.3	2.28	12.07	V
	10596	-52.57	-25	-27.57	-80.24	-62.3	2.69	12.42	V
									V
									V
									V

Remark: Spurious emissions within 30-1000MHz were found more than 20dB below limit line.

LTE Band 41 / 10MHz / QPSK									
Channel	Frequency (MHz)	EIRP (dBm)	Limit (dBm)	Over Limit (dB)	SPA Reading (dBm)	S.G. Power (dBm)	TX Cable loss (dB)	TX Antenna Gain (dBi)	Polarization (H/V)
Lowest	5088	-57.19	-25	-32.19	-75.78	-64.5	2.39	9.70	H
	7632	-46.41	-25	-21.41	-71.08	-55.9	2.39	11.88	H
	10188	-50.72	-25	-25.72	-79.58	-60.3	2.70	12.28	H
	12732	-42.08	-25	-17.08	-78.4	-51.9	2.86	12.68	H
	15276	-39.93	-25	-14.93	-77.63	-50.2	3.71	13.99	H
									H
	5088	-56.29	-25	-31.29	-73.75	-63.6	2.39	9.70	V
	7632	-42.21	-25	-17.21	-65.96	-51.7	2.39	11.88	V
	10188	-49.92	-25	-24.92	-76.41	-59.5	2.70	12.28	V
	12732	-44.58	-25	-19.58	-77.47	-54.4	2.86	12.68	V
	15276	-41.93	-25	-16.93	-77.97	-52.2	3.71	13.99	V
									V
Middle	5220	-58.46	-25	-33.46	-77.68	-65.7	2.46	9.70	H
	7836	-47.62	-25	-22.62	-72.35	-57.3	2.32	12.00	H
	10447	-50.91	-25	-25.91	-79.84	-60.6	2.69	12.38	H
									H
									H
									H
	5220	-58.96	-25	-33.96	-77.37	-66.2	2.46	9.70	V
	7836	-41.02	-25	-16.02	-64.83	-50.7	2.32	12.00	V
	10452	-51.71	-25	-26.71	-78.59	-61.4	2.69	12.38	V
									V
									V
									V

Highest	5292	-58.61	-25	-33.61	-77.98	-65.8	2.51	9.70	H
	7932	-44.33	-25	-19.33	-69.38	-54.1	2.29	12.06	H
	10580	-51.08	-25	-26.08	-79.98	-60.8	2.69	12.42	H
									H
									H
									H
	5292	-59.01	-25	-34.01	-77.56	-66.2	2.51	9.70	V
	7932	-38.93	-25	-13.93	-63.11	-48.7	2.29	12.06	V
	10584	-51.07	-25	-26.07	-78.53	-60.8	2.69	12.42	V
									V
									V
									V

Remark: Spurious emissions within 30-1000MHz were found more than 20dB below limit line.

LTE Band 41 / 15MHz / QPSK									
Channel	Frequency (MHz)	EIRP (dBm)	Limit (dBm)	Over Limit (dB)	SPA Reading (dBm)	S.G. Power (dBm)	TX Cable loss (dB)	TX Antenna Gain (dBi)	Polarization (H/V)
Lowest	5088	-57.54	-25	-32.54	-76.74	-64.85	2.39	9.70	H
	7644	-46.75	-25	-21.75	-71.55	-56.25	2.38	11.89	H
	10188	-50.74	-25	-25.74	-79.72	-60.32	2.70	12.28	H
	12732	-39.71	-25	-14.71	-76.28	-49.53	2.86	12.68	H
	15288	-38.43	-25	-13.43	-76.33	-48.72	3.72	14.00	H
									H
	5088	-58.37	-25	-33.37	-76.21	-65.68	2.39	9.70	V
	7644	-43.41	-25	-18.41	-67.42	-52.91	2.38	11.89	V
	10188	-50.94	-25	-25.94	-77.67	-60.52	2.70	12.28	V
	12732	-44.54	-25	-19.54	-77.57	-54.36	2.86	12.68	V
	15288	-42.53	-25	-17.53	-78.88	-52.82	3.72	14.00	V
									V
Middle	5216	-58.42	-25	-33.42	-77.7	-65.66	2.46	9.70	H
	7824	-48.32	-25	-23.32	-73.18	-57.99	2.32	11.99	H
	10432	-50.34	-25	-25.34	-79.49	-60.02	2.69	12.37	H
									H
									H
									H
	5216	-58.80	-25	-33.80	-77.28	-66.04	2.46	9.70	V
	7824	-40.06	-25	-15.06	-64.4	-49.73	2.32	11.99	V
	10432	-52.28	-25	-27.28	-79.71	-61.96	2.69	12.37	V
									V
									V
									V

Highest	5280	-56.22	-25	-31.22	-75.7	-63.42	2.50	9.70	H
	7920	-42.42	-25	-17.42	-67.75	-52.18	2.29	12.05	H
	10560	-50.59	-25	-25.59	-79.89	-60.31	2.69	12.41	H
									H
									H
									H
	5280	-56.54	-25	-31.54	-75.39	-63.74	2.50	9.70	V
	7920	-36.96	-25	-11.96	-61.28	-46.72	2.29	12.05	V
	10560	-50.99	-25	-25.99	-78.71	-60.71	2.69	12.41	V
									V
									V
									V

Remark: Spurious emissions within 30-1000MHz were found more than 20dB below limit line.

LTE Band 41 / 20MHz / QPSK									
Channel	Frequency (MHz)	EIRP (dBm)	Limit (dBm)	Over Limit (dB)	SPA Reading (dBm)	S.G. Power (dBm)	TX Cable loss (dB)	TX Antenna Gain (dBi)	Polarization (H/V)
Lowest	5096	-55.99	-25	-30.99	-75.18	-63.3	2.39	9.70	H
	7644	-44.75	-25	-19.75	-69.57	-54.25	2.38	11.89	H
	10192	-50.05	-25	-25.05	-79.07	-59.63	2.70	12.28	H
	12740	-39.92	-25	-14.92	-76.54	-49.74	2.86	12.69	H
	15288	-40.07	-25	-15.07	-77.89	-50.36	3.72	14.00	H
									H
	5096	-55.81	-25	-30.81	-73.74	-63.12	2.39	9.70	V
	7644	-43.75	-25	-18.75	-67.84	-53.25	2.38	11.89	V
	10192	-49.57	-25	-24.57	-76.38	-59.15	2.70	12.28	V
	12740	-43.43	-25	-18.43	-76.46	-53.25	2.86	12.69	V
	15288	-39.27	-25	-14.27	-75.65	-49.56	3.72	14.00	V
									V
Middle	5216	-58.12	-25	-33.12	-77.43	-65.36	2.46	9.70	H
	7824	-45.30	-25	-20.30	-70.18	-54.97	2.32	11.99	H
	10432	-50.73	-25	-25.73	-79.95	-60.41	2.69	12.37	H
									H
									H
									H
	5216	-57.98	-25	-32.98	-76.44	-65.22	2.46	9.70	V
	7824	-44.79	-25	-19.79	-68.13	-54.46	2.32	11.99	V
	10432	-52.47	-25	-27.47	-79.92	-62.15	2.69	12.37	V
									V
									V
									V

Highest	5278	-56.19	-25	-31.19	-75.72	-63.39	2.50	9.70	H
	7917	-41.66	-25	-16.66	-66.98	-51.42	2.29	12.05	H
	10556	-50.94	-25	-25.94	-80.22	-60.66	2.69	12.41	H
									H
									H
									H
	5278	-56.40	-25	-31.40	-75.15	-63.6	2.50	9.70	V
	7917	-42.96	-25	-17.96	-67.29	-52.72	2.29	12.05	V
	10556	-49.96	-25	-24.96	-77.7	-59.68	2.69	12.41	V
									V
									V
									V

Remark: Spurious emissions within 30-1000MHz were found more than 20dB below limit line.

<Bottom Ant. with SIM2>

LTE Band 26

LTE Band 26 / 1.4MHz / QPSK									
Channel	Frequency (MHz)	EIRP (dBm)	Limit (dBm)	Over Limit (dB)	SPA Reading (dBm)	S.G. Power (dBm)	TX Cable loss (dB)	TX Antenna Gain (dBi)	Polarization (H/V)
Lowest	1632	-58.69	-13	-45.69	-63.24	-60.5	0.97	4.93	H
	2440	-47.40	-13	-34.40	-56.48	-49.2	1.27	5.22	H
	3264	-63.32	-13	-50.32	-75.79	-66.6	1.53	6.96	H
	1632	-60.09	-13	-47.09	-63.38	-61.9	0.97	4.93	V
	2440	-43.30	-13	-30.30	-53.79	-45.1	1.27	5.22	V
	3264	-64.42	-13	-51.42	-75.94	-67.7	1.53	6.96	V
Middle	1640	-59.12	-13	-46.12	-63.99	-60.9	0.97	4.91	H
	2456	-49.86	-13	-36.86	-58.69	-51.7	1.28	5.27	H
	3280	-63.75	-13	-50.75	-76.31	-67.1	1.54	7.03	H
	1640	-58.92	-13	-45.92	-62.11	-60.7	0.97	4.91	V
	2456	-46.46	-13	-33.46	-56.88	-48.3	1.28	5.27	V
	3280	-64.75	-13	-51.75	-76.07	-68.1	1.54	7.03	V
Highest	1648	-57.54	-13	-44.54	-62.14	-59.3	0.98	4.89	H
	2472	-47.22	-13	-34.22	-56.47	-49.1	1.28	5.32	H
	3296	-63.79	-13	-50.79	-76.28	-67.2	1.54	7.10	H
	1648	-59.44	-13	-46.44	-62.65	-61.2	0.98	4.89	V
	2472	-44.62	-13	-31.62	-54.79	-46.5	1.28	5.32	V
	3296	-65.19	-13	-52.19	-76.22	-68.6	1.54	7.10	V

Remark: Spurious emissions within 30-1000MHz were found more than 20dB below limit line.