LTE Band 26 / 15MHz

Lowest Channel / QPSK

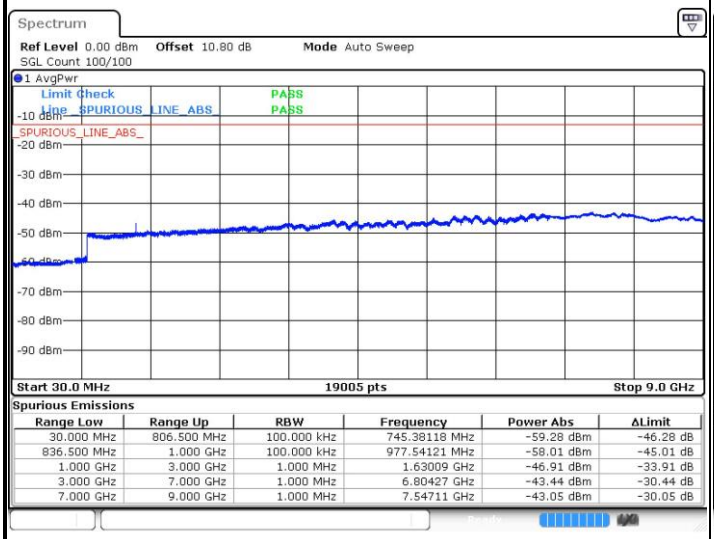

Spurious Emissions

Range Low	Range Up	RBW	Frequency	Power Abs	ΔLimit
30.000 MHz	806.500 MHz	100.000 kHz	745.38118 MHz	-59.28 dBm	-46.28 dB
836.500 MHz	1.000 GHz	100.000 kHz	977.54121 MHz	-58.01 dBm	-45.01 dB
1.000 GHz	3.000 GHz	1.000 MHz	1.63009 GHz	-46.91 dBm	-33.91 dB
3.000 GHz	7.000 GHz	1.000 MHz	6.80427 GHz	-43.44 dBm	-30.44 dB
7.000 GHz	9.000 GHz	1.000 MHz	7.54711 GHz	-43.05 dBm	-30.05 dB

Date: 6.JUL.2018 12:07:48

Lowest Channel / 16QAM

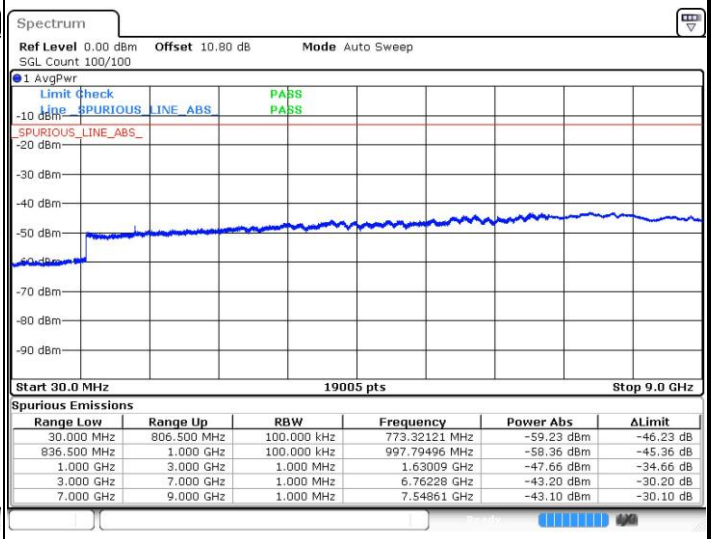

Spurious Emissions

Range Low	Range Up	RBW	Frequency	Power Abs	ΔLimit
30.000 MHz	806.500 MHz	100.000 kHz	773.32121 MHz	-59.23 dBm	-46.23 dB
836.500 MHz	1.000 GHz	100.000 kHz	997.79496 MHz	-58.36 dBm	-45.36 dB
1.000 GHz	3.000 GHz	1.000 MHz	1.63009 GHz	-47.66 dBm	-34.66 dB
3.000 GHz	7.000 GHz	1.000 MHz	6.76228 GHz	-43.20 dBm	-30.20 dB
7.000 GHz	9.000 GHz	1.000 MHz	7.54861 GHz	-43.10 dBm	-30.10 dB

Date: 6.JUL.2018 12:08:44

LTE Band 26 / 1.4MHz

Lowest Channel / 64QAM

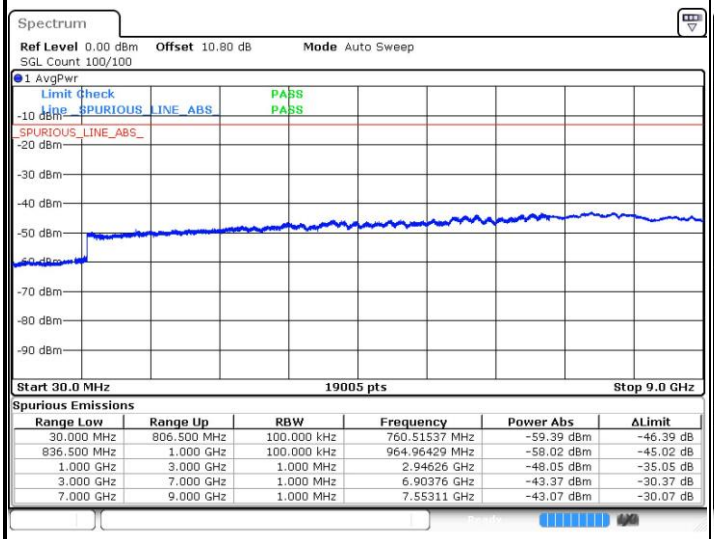

Spurious Emissions

Range Low	Range Up	RBW	Frequency	Power Abs	ΔLimit
30.000 MHz	806.500 MHz	100.000 kHz	760.51537 MHz	-59.39 dBm	-46.39 dB
836.500 MHz	1.000 GHz	100.000 kHz	964.96429 MHz	-58.02 dBm	-45.02 dB
1.000 GHz	3.000 GHz	1.000 MHz	2.94626 GHz	-48.05 dBm	-35.05 dB
3.000 GHz	7.000 GHz	1.000 MHz	6.90376 GHz	-43.37 dBm	-30.37 dB
7.000 GHz	9.000 GHz	1.000 MHz	7.55311 GHz	-43.07 dBm	-30.07 dB

Date: 6.JUL.2018 10:53:41

Middle Channel / 64QAM

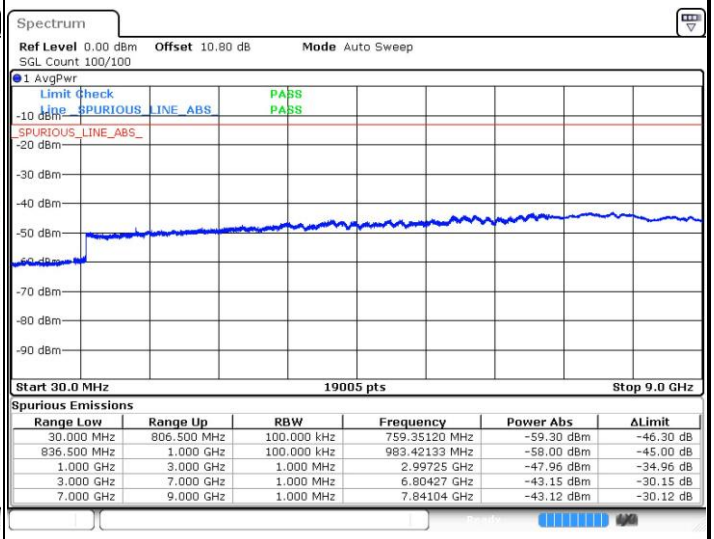

Spurious Emissions

Range Low	Range Up	RBW	Frequency	Power Abs	ΔLimit
30.000 MHz	806.500 MHz	100.000 kHz	759.35120 MHz	-59.30 dBm	-46.30 dB
836.500 MHz	1.000 GHz	100.000 kHz	983.42133 MHz	-58.00 dBm	-45.00 dB
1.000 GHz	3.000 GHz	1.000 MHz	2.99725 GHz	-47.96 dBm	-34.96 dB
3.000 GHz	7.000 GHz	1.000 MHz	6.80427 GHz	-43.15 dBm	-30.15 dB
7.000 GHz	9.000 GHz	1.000 MHz	7.84104 GHz	-43.12 dBm	-30.12 dB

Date: 6.JUL.2018 10:55:01

Highest Channel / 64QAM

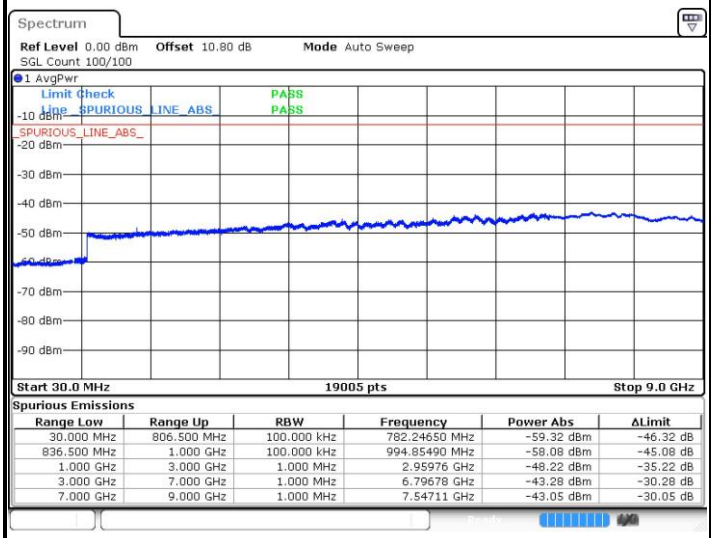

Spurious Emissions

Range Low	Range Up	RBW	Frequency	Power Abs	ΔLimit
30.000 MHz	806.500 MHz	100.000 kHz	782.24650 MHz	-59.32 dBm	-46.32 dB
836.500 MHz	1.000 GHz	100.000 kHz	994.85490 MHz	-58.08 dBm	-45.08 dB
1.000 GHz	3.000 GHz	1.000 MHz	2.95976 GHz	-48.22 dBm	-35.22 dB
3.000 GHz	7.000 GHz	1.000 MHz	6.79678 GHz	-43.28 dBm	-30.28 dB
7.000 GHz	9.000 GHz	1.000 MHz	7.54711 GHz	-43.05 dBm	-30.05 dB

Date: 6.JUL.2018 10:56:20

LTE Band 26 / 3MHz

Lowest Channel / 64QAM

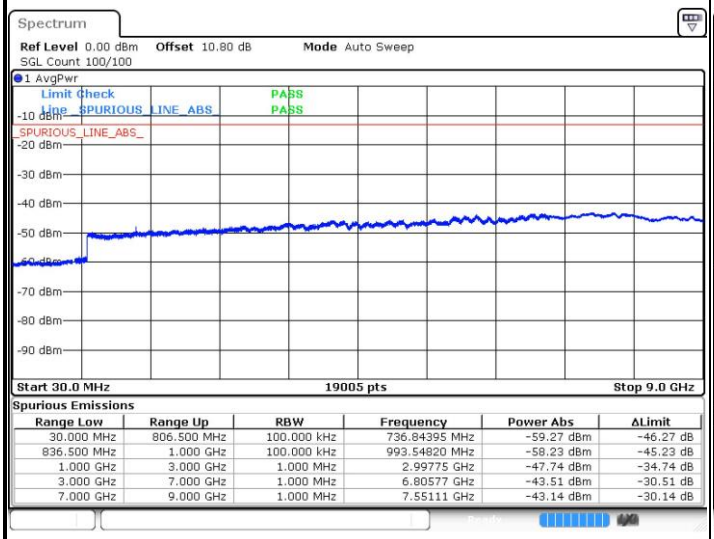

Spurious Emissions

Range Low	Range Up	RBW	Frequency	Power Abs	ΔLimit
30.000 MHz	806.500 MHz	100.000 kHz	736.84395 MHz	-59.27 dBm	-46.27 dB
836.500 MHz	1.000 GHz	100.000 kHz	993.54820 MHz	-58.23 dBm	-45.23 dB
1.000 GHz	3.000 GHz	1.000 MHz	2.99775 GHz	-47.74 dBm	-34.74 dB
3.000 GHz	7.000 GHz	1.000 MHz	6.80577 GHz	-43.51 dBm	-30.51 dB
7.000 GHz	9.000 GHz	1.000 MHz	7.55111 GHz	-43.14 dBm	-30.14 dB

Date: 6.JUL.2018 10:41:15

Middle Channel / 64QAM

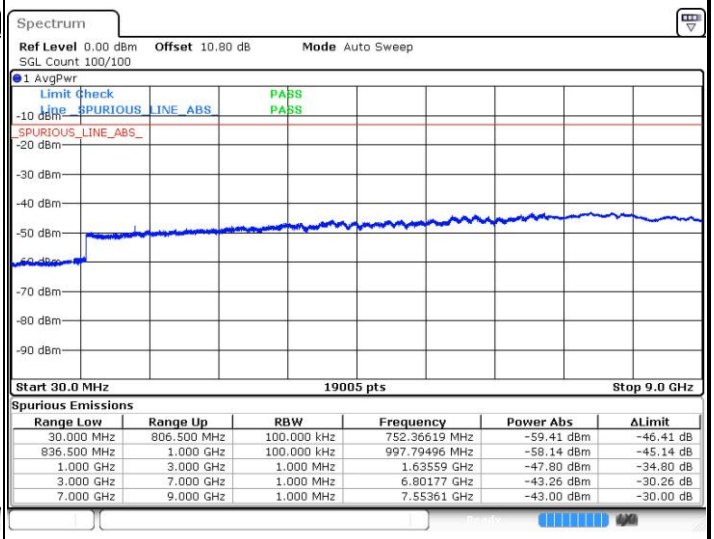

Spurious Emissions

Range Low	Range Up	RBW	Frequency	Power Abs	ΔLimit
30.000 MHz	806.500 MHz	100.000 kHz	752.36619 MHz	-59.41 dBm	-46.41 dB
836.500 MHz	1.000 GHz	100.000 kHz	997.79496 MHz	-58.14 dBm	-45.14 dB
1.000 GHz	3.000 GHz	1.000 MHz	1.63559 GHz	-47.80 dBm	-34.80 dB
3.000 GHz	7.000 GHz	1.000 MHz	6.80177 GHz	-43.26 dBm	-30.26 dB
7.000 GHz	9.000 GHz	1.000 MHz	7.55361 GHz	-43.00 dBm	-30.00 dB

Date: 6.JUL.2018 10:42:34

Highest Channel / 64QAM

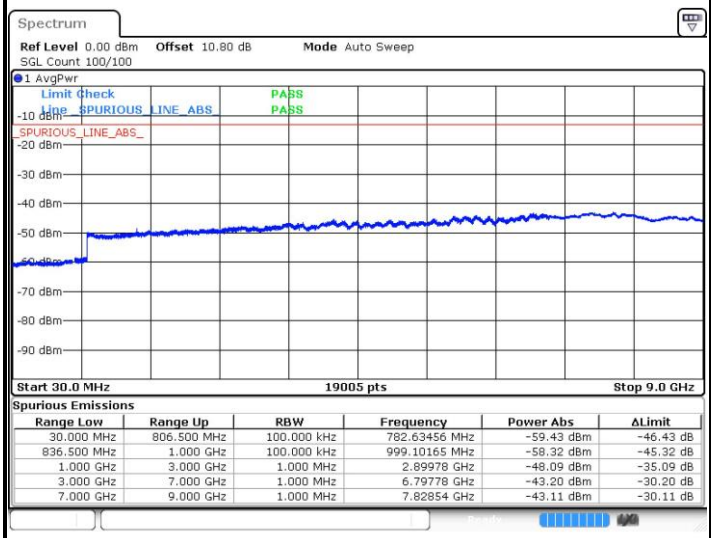

Spurious Emissions

Range Low	Range Up	RBW	Frequency	Power Abs	ΔLimit
30.000 MHz	806.500 MHz	100.000 kHz	782.63456 MHz	-59.43 dBm	-46.43 dB
836.500 MHz	1.000 GHz	100.000 kHz	999.10165 MHz	-58.32 dBm	-45.32 dB
1.000 GHz	3.000 GHz	1.000 MHz	2.89978 GHz	-48.09 dBm	-35.09 dB
3.000 GHz	7.000 GHz	1.000 MHz	6.79778 GHz	-43.20 dBm	-30.20 dB
7.000 GHz	9.000 GHz	1.000 MHz	7.82854 GHz	-43.11 dBm	-30.11 dB

Date: 6.JUL.2018 10:43:53

LTE Band 26 / 5MHz

Lowest Channel / 64QAM

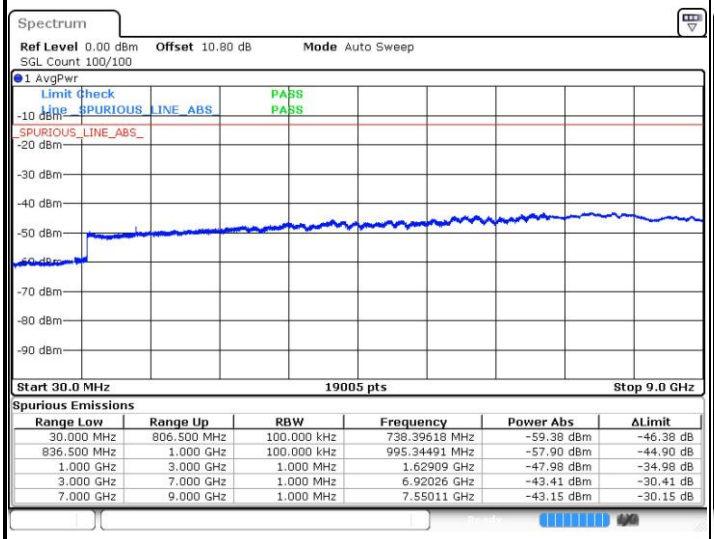

Spurious Emissions

Range Low	Range Up	RBW	Frequency	Power Abs	ΔLimit
30.000 MHz	806.500 MHz	100.000 kHz	738.39618 MHz	-59.38 dBm	-46.38 dB
836.500 MHz	1.000 GHz	100.000 kHz	995.34491 MHz	-57.90 dBm	-44.90 dB
1.000 GHz	3.000 GHz	1.000 MHz	1.62909 GHz	-47.98 dBm	-34.98 dB
3.000 GHz	7.000 GHz	1.000 MHz	6.92026 GHz	-43.41 dBm	-30.41 dB
7.000 GHz	9.000 GHz	1.000 MHz	7.55011 GHz	-43.15 dBm	-30.15 dB

Date: 6.JUL.2018 10:45:12

Middle Channel / 64QAM

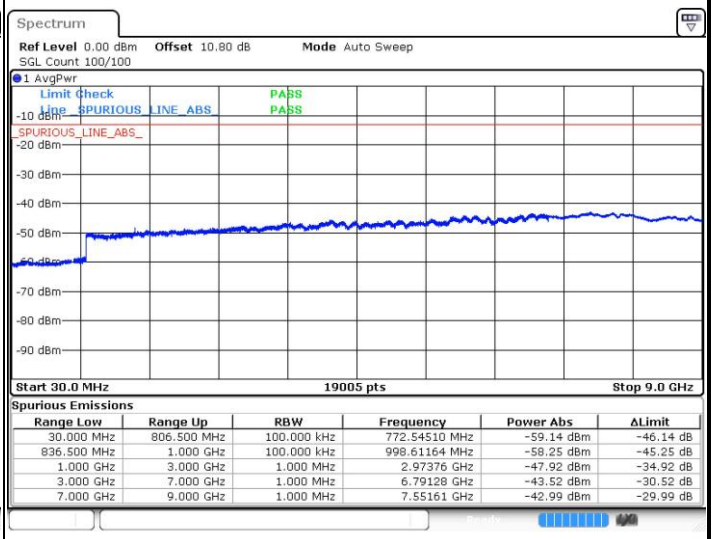

Spurious Emissions

Range Low	Range Up	RBW	Frequency	Power Abs	ΔLimit
30.000 MHz	806.500 MHz	100.000 kHz	772.54510 MHz	-59.14 dBm	-46.14 dB
836.500 MHz	1.000 GHz	100.000 kHz	998.61164 MHz	-58.25 dBm	-45.25 dB
1.000 GHz	3.000 GHz	1.000 MHz	2.97376 GHz	-47.92 dBm	-34.92 dB
3.000 GHz	7.000 GHz	1.000 MHz	6.79128 GHz	-43.52 dBm	-30.52 dB
7.000 GHz	9.000 GHz	1.000 MHz	7.55161 GHz	-42.99 dBm	-29.99 dB

Date: 6.JUL.2018 10:46:32

Highest Channel / 64QAM

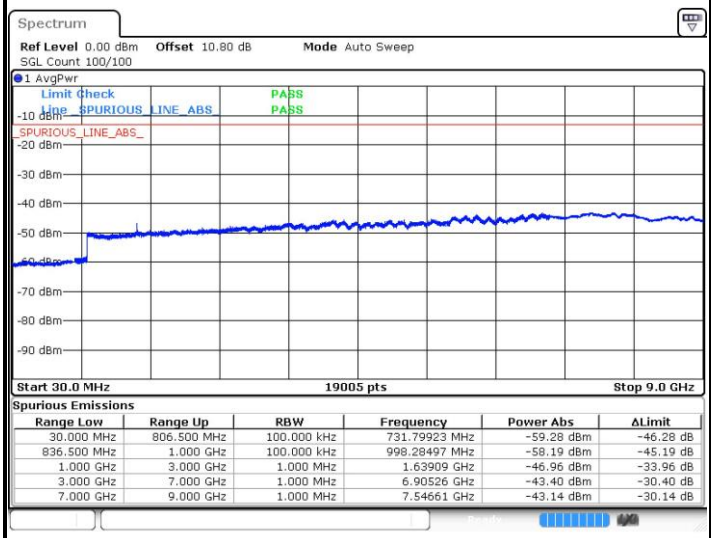

Spurious Emissions

Range Low	Range Up	RBW	Frequency	Power Abs	ΔLimit
30.000 MHz	806.500 MHz	100.000 kHz	731.79923 MHz	-59.28 dBm	-46.28 dB
836.500 MHz	1.000 GHz	100.000 kHz	998.28497 MHz	-58.19 dBm	-45.19 dB
1.000 GHz	3.000 GHz	1.000 MHz	1.63909 GHz	-46.96 dBm	-33.96 dB
3.000 GHz	7.000 GHz	1.000 MHz	6.90526 GHz	-43.40 dBm	-30.40 dB
7.000 GHz	9.000 GHz	1.000 MHz	7.54661 GHz	-43.14 dBm	-30.14 dB

Date: 6.JUL.2018 10:47:51

LTE Band 26 / 10MHz	
Middle Channel / 64QAM	

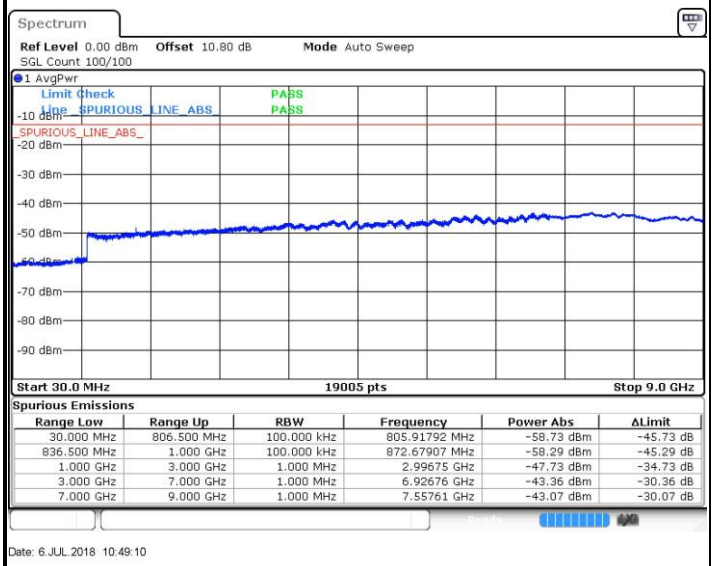

Spurious Emissions

Range Low	Range Up	RBW	Frequency	Power Abs	ΔLimit
30.000 MHz	806.500 MHz	100.000 kHz	805.91792 MHz	-58.73 dBm	-45.73 dB
836.500 MHz	1.000 GHz	100.000 kHz	872.67907 MHz	-58.29 dBm	-45.29 dB
1.000 GHz	3.000 GHz	1.000 MHz	2.99675 GHz	-47.73 dBm	-34.73 dB
3.000 GHz	7.000 GHz	1.000 MHz	6.92676 GHz	-43.36 dBm	-30.36 dB
7.000 GHz	9.000 GHz	1.000 MHz	7.55761 GHz	-43.07 dBm	-30.07 dB

Date: 6.JUL.2018 10:49:10

LTE Band 26 / 15MHz	
Lowest Channel / 64QAM	

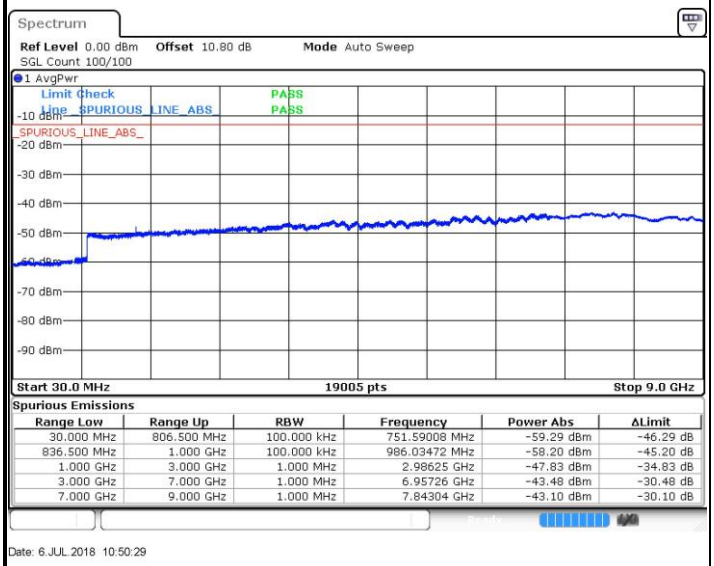

Spurious Emissions

Range Low	Range Up	RBW	Frequency	Power Abs	ΔLimit
30.000 MHz	806.500 MHz	100.000 kHz	751.59008 MHz	-59.29 dBm	-46.29 dB
836.500 MHz	1.000 GHz	100.000 kHz	986.03472 MHz	-58.20 dBm	-45.20 dB
1.000 GHz	3.000 GHz	1.000 MHz	2.98625 GHz	-47.83 dBm	-34.83 dB
3.000 GHz	7.000 GHz	1.000 MHz	6.95726 GHz	-43.48 dBm	-30.48 dB
7.000 GHz	9.000 GHz	1.000 MHz	7.84304 GHz	-43.10 dBm	-30.10 dB

Frequency Stability

Test Conditions		LTE Band 26 (QPSK) / Middle Channel	Limit
Temperature (°C)	Voltage (Volt)	BW 10MHz	Note 2.
		Deviation (ppm)	Result
50	Normal Voltage	0.0000	PASS
40	Normal Voltage	0.0062	
30	Normal Voltage	0.0028	
20(Ref.)	Normal Voltage	0.0000	
10	Normal Voltage	0.0129	
0	Normal Voltage	0.0101	
-10	Normal Voltage	0.0105	
-20	Normal Voltage	0.0045	
-30	Normal Voltage	0.0060	
20	Maximum Voltage	0.0049	
20	Normal Voltage	0.0000	
20	Battery End Point	0.0063	

Note:

1. Normal Voltage =3.85 V.；Battery End Point (BEP) =3.4 V.；Maximum Voltage =4.4 V.
2. Note: The frequency fundamental emissions stay within the authorized frequency block.

Test Conditions		LTE Band 26 (QPSK) / Low Channel	Limit
Temperature (°C)	Voltage (Volt)	BW 15MHz	Note 2.
		Deviation (ppm)	Result
50	Normal Voltage	0.0004	PASS
40	Normal Voltage	0.0056	
30	Normal Voltage	0.0006	
20(Ref.)	Normal Voltage	0.0000	
10	Normal Voltage	0.0054	
0	Normal Voltage	0.0009	
-10	Normal Voltage	0.0015	
-20	Normal Voltage	0.0007	
-30	Normal Voltage	0.0040	
20	Maximum Voltage	0.0027	
20	Normal Voltage	0.0000	
20	Battery End Point	0.0034	

Note:

1. Normal Voltage =3.85 V.；Battery End Point (BEP) =3.4 V.；Maximum Voltage =4.4 V.
2. Note: The frequency fundamental emissions stay within the authorized frequency block.

Appendix B. Test Results of ERP and Radiated Test

ERP

<For LAT Antenna>
<Reporting Only>

LTE Band 26 / 15MHz (Channel 26765)							
Channel	Mode	RB		Conducted		EIRP	
		Size	Offset	Power (dBm)	Power (Watts)	EIRP(dBm)	EIRP(W)
Lowest	QPSK	1	37	24.46	0.28	21.91	0.16
Middle		-	-	-	-	-	-
Highest		-	-	-	-	-	-
Lowest	16QAM	1	37	23.44	0.22	20.89	0.12
Middle		-	-	-	-	-	-
Highest		-	-	-	-	-	-
Lowest	64QAM	1	0	22.46	0.18	19.91	0.10
Middle		-	-	-	-	-	-
Highest		-	-	-	-	-	-
Limit	ERP < 7W			Result		PASS	

<For UAT Antenna>
<Reporting Only>

LTE Band 26 / 15MHz (Channel 26765)							
Channel	Mode	RB		Conducted		EIRP	
		Size	Offset	Power (dBm)	Power (Watts)	EIRP(dBm)	EIRP(W)
Lowest	QPSK	1	37	24.46	0.28	21.71	0.15
Middle		-	-	-	-	-	-
Highest		-	-	-	-	-	-
Lowest	16QAM	1	37	23.44	0.22	20.69	0.12
Middle		-	-	-	-	-	-
Highest		-	-	-	-	-	-
Lowest	64QAM	1	0	22.46	0.18	19.71	0.09
Middle		-	-	-	-	-	-
Highest		-	-	-	-	-	-
Limit	ERP < 7W			Result		PASS	

Radiated Spurious Emission

<For LAT Antenna>

Part90S_LTE Band 26

LTE Band 26 / 5MHz / QPSK									
Channel	Frequency (MHz)	ERP (dBm)	Limit (dBm)	Over Limit (dB)	SPA Reading (dBm)	S.G. Power (dBm)	TX Cable loss (dB)	TX Antenna Gain (dBi)	Polarization (H/V)
Lowest	1640	-62.37	-13	-49.37	-74.89	-67.73	1.22	8.73	H
	2456	-59.51	-13	-46.51	-74.97	-66.39	1.43	10.46	H
	3272	-58.82	-13	-45.82	-76.03	-66.70	1.68	11.72	H
									H
									H
									H
									H
	1640	-64.99	-13	-51.99	-75.22	-70.35	1.22	8.73	V
	2456	-60.81	-13	-47.81	-75.55	-67.69	1.43	10.46	V
	3272	-59.44	-13	-46.44	-76.21	-67.32	1.68	11.72	V
									V
									V
									V
									V

Middle	1640	-62.58	-13	-49.58	-75.1	-67.94	1.22	8.73	H
	2464	-59.45	-13	-46.45	-74.91	-66.34	1.43	10.47	H
	3288	-58.79	-13	-45.79	-75.93	-66.71	1.70	11.76	H
									H
									H
									H
									H
	1640	-64.93	-13	-51.93	-75.16	-70.29	1.22	8.73	V
	2464	-59.73	-13	-46.73	-74.47	-66.62	1.43	10.47	V
	3288	-59.37	-13	-46.37	-76.06	-67.29	1.70	11.76	V
									V
									V
									V
									V
Highest	1648	-62.61	-13	-49.61	-75.13	-68.00	1.23	8.76	H
	2472	-59.88	-13	-46.88	-75.21	-66.77	1.44	10.48	H
	3294	-59.00	-13	-46.00	-76.07	-66.93	1.70	11.78	H
									H
									H
									H
									H
	1648	-65.06	-13	-52.06	-75.29	-70.45	1.23	8.76	V
	2472	-60.96	-13	-47.96	-75.68	-67.85	1.44	10.48	V
	3294	-59.68	-13	-46.68	-76.3	-67.61	1.70	11.78	V
									V
									V
									V
									V

Remark: Spurious emissions within 30-1000MHz were found more than 20dB below limit line.

LTE Band 26 / 15MHz / QPSK									
Channel	Frequency (MHz)	ERP (dBm)	Limit (dBm)	Over Limit (dB)	SPA Reading (dBm)	S.G. Power (dBm)	TX Cable loss (dB)	TX Antenna Gain (dBi)	Polarization (H/V)
Lowest	1640	-62.46	-13	-49.46	-74.98	-67.82	1.22	8.73	H
	2464	-59.84	-13	-46.84	-75.3	-66.73	1.43	10.47	H
	3288	-58.61	-13	-45.61	-75.75	-66.53	1.70	11.76	H
									H
									H
									H
									H
	1640	-64.79	-13	-51.79	-75.02	-70.15	1.22	8.73	V
	2464	-60.65	-13	-47.65	-75.39	-67.54	1.43	10.47	V
	3288	-59.12	-13	-46.12	-75.81	-67.04	1.70	11.76	V
									V
									V
									V
									V

Remark: Spurious emissions within 30-1000MHz were found more than 20dB below limit line.

<For UAT Antenna>

Part90S_LTE Band 26

LTE Band 26 / 5MHz / QPSK									
Channel	Frequency (MHz)	ERP (dBm)	Limit (dBm)	Over Limit (dB)	SPA Reading (dBm)	S.G. Power (dBm)	TX Cable loss (dB)	TX Antenna Gain (dBi)	Polarization (H/V)
Lowest	1640	-62.78	-13	-49.78	-75.3	-68.14	1.22	8.73	H
	2456	-53.03	-13	-40.03	-68.49	-59.91	1.43	10.46	H
	3272	-60.13	-13	-47.13	-77.34	-68.01	1.68	11.72	H
									H
									H
									H
									H
	1640	-65.64	-13	-52.64	-75.87	-71.00	1.22	8.73	V
	2456	-60.02	-13	-47.02	-74.76	-66.90	1.43	10.46	V
	3272	-60.57	-13	-47.57	-77.34	-68.45	1.68	11.72	V
									V
									V
									V
									V

Middle	1640	-62.36	-13	-49.36	-74.88	-67.72	1.22	8.73	H
	2464	-48.96	-13	-35.96	-64.42	-55.85	1.43	10.47	H
	3288	-59.91	-13	-46.91	-77.05	-67.83	1.70	11.76	H
									H
									H
									H
									H
	1640	-62.05	-13	-49.05	-72.28	-67.41	1.22	8.73	V
	2464	-45.73	-13	-32.73	-60.47	-52.62	1.43	10.47	V
	3288	-60.12	-13	-47.12	-76.81	-68.04	1.70	11.76	V
									V
									V
									V
									V
Highest	1648	-63.62	-13	-50.62	-76.14	-69.01	1.23	8.76	H
	2472	-49.57	-13	-36.57	-64.9	-56.46	1.44	10.48	H
	3296	-60.38	-13	-47.38	-77.45	-68.32	1.70	11.79	H
									H
									H
									H
									H
	1648	-65.84	-13	-52.84	-76.07	-71.23	1.23	8.76	V
	2472	-56.59	-13	-43.59	-71.31	-63.48	1.44	10.48	V
	3294	-60.70	-13	-47.70	-77.32	-68.63	1.70	11.78	V
									V
									V
									V
									V

Remark: Spurious emissions within 30-1000MHz were found more than 20dB below limit line.

LTE Band 26 / 15MHz / QPSK									
Channel	Frequency (MHz)	ERP (dBm)	Limit (dBm)	Over Limit (dB)	SPA Reading (dBm)	S.G. Power (dBm)	TX Cable loss (dB)	TX Antenna Gain (dBi)	Polarization (H/V)
Lowest	1640	-59.18	-13	-46.18	-71.7	-64.54	1.22	8.73	H
	2464	-47.13	-13	-34.13	-62.59	-54.02	1.43	10.47	H
	3288	-59.86	-13	-46.86	-77	-67.78	1.70	11.76	H
									H
									H
									H
									H
	1640	-59.86	-13	-46.86	-70.09	-65.22	1.22	8.73	V
	2464	-47.04	-13	-34.04	-61.78	-53.93	1.43	10.47	V
	3288	-60.38	-13	-47.38	-77.07	-68.30	1.70	11.76	V
									V
									V
									V
									V

Remark: Spurious emissions within 30-1000MHz were found more than 20dB below limit line.