ASUS Phone

IN SEARCH OF INCREDIBLE

User Guide

BC

E13958

15060-0L000000

First Edition/ April 2018

ASUS Phone (Mobile Phone)
Model: ASUS_Z01RS (ZS620KL)

Before you start, ensure that you have read all the safety information and operating instructions in this **User Guide** to prevent injury or damage to your device.

NOTE: For the complete E-Manual and more detailed information, refer to **https://www.asus.com/support/**.

Front features

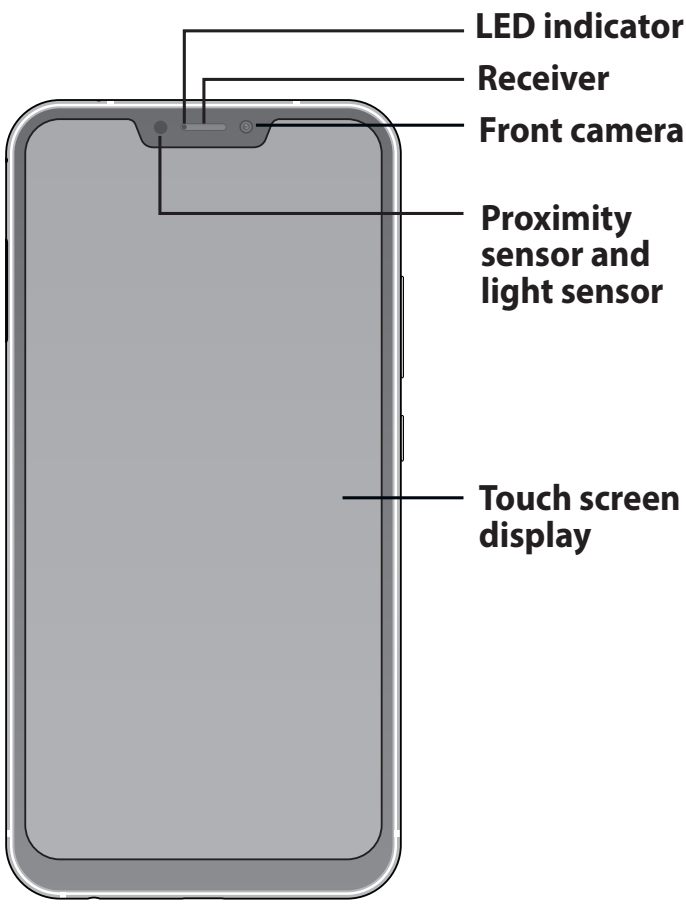

Side features

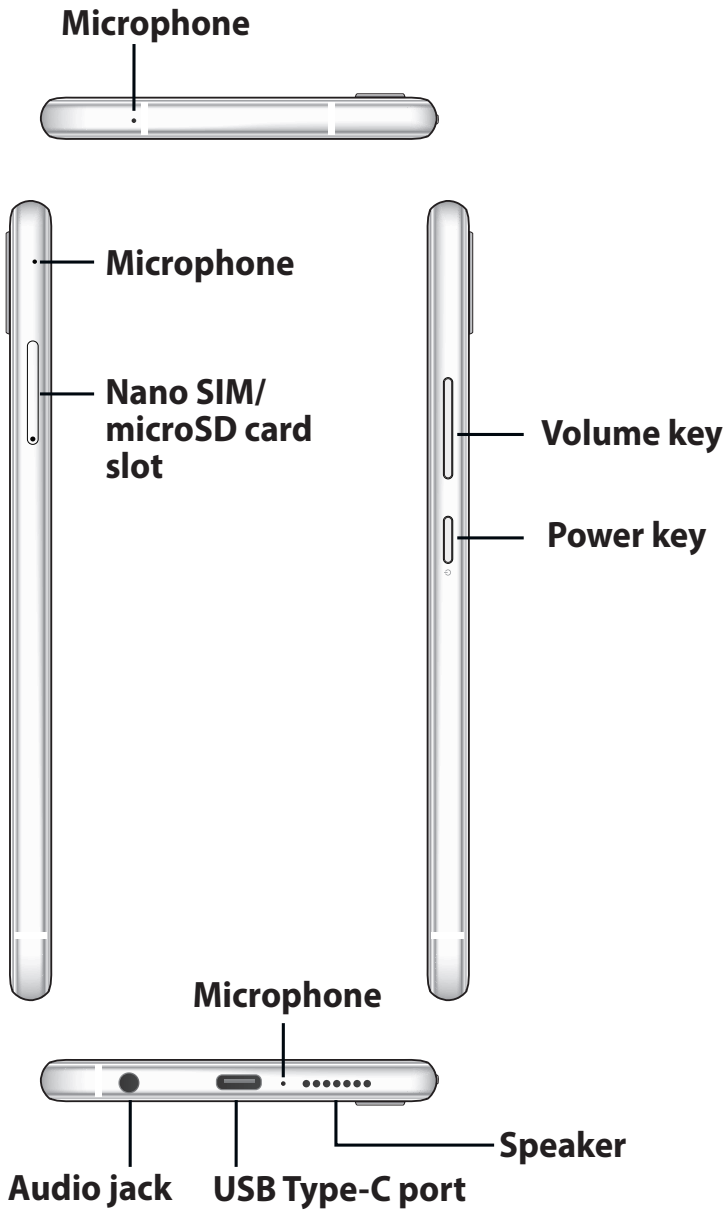

NOTE: The USB Type-C port supports USB 2.0 transfer rate.

Rear features

Charging your ASUS Phone

To charge your ASUS Phone:

1. Connect the USB connector into the power adapter's USB port.
2. Connect the other end of the USB Type-C cable to your ASUS Phone.
3. Plug the power adapter into a wall socket.

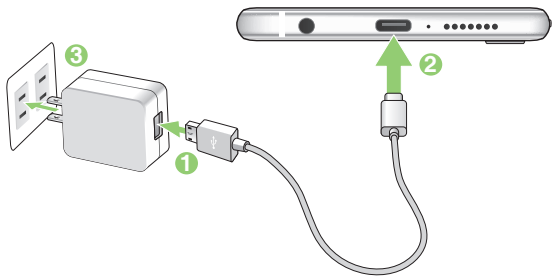

IMPORTANT!

- When using your ASUS Phone while it is plugged to a power outlet, the grounded power outlet must be near to the unit and easily accessible.
- When charging your ASUS Phone through your computer, ensure that you plug the USB Type-C cable to your computer's USB 2.0 / USB 3.0 port.
- Avoid charging your ASUS Phone in an environment with ambient temperature of above 35 °C (95 °F).

NOTES:

- For safety purposes, use **ONLY** the bundled power adapter and cable to avoid damaging your device and prevent the risk of injury.
- For safety purposes, use **ONLY** the bundled power adapter and cable to charge your ASUS Phone.
- The input voltage range between the wall outlet and this adapter is AC 100V - 240V. The output voltage of the USB Type-C cable is +9V⎓2A, 18W.

Installing a Nano SIM /MicroSD card

To install a Nano SIM / MicroSD card:

1. Push a pin into the hole on the Nano SIM / MicroSD card tray to eject it. Insert the Nano SIM or MicroSD card(s) into the card slot(s).

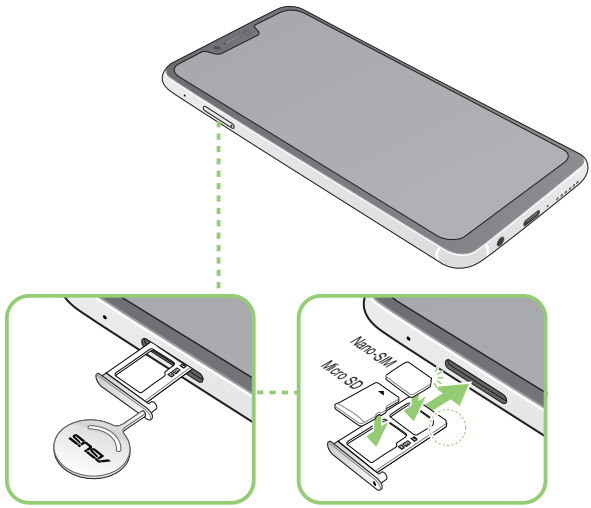

2. Push the tray to close it.

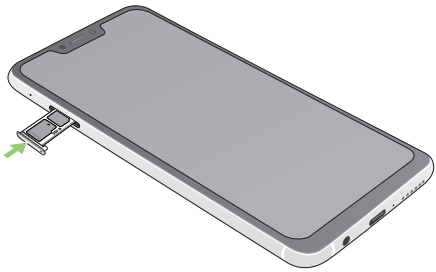

NOTES:

- The Nano SIM card slot supports GSM/GPRS/EDGE, WCDMA/HSPA+/DC-HSPA+, FDD-LTE, and TD-LTE DSDV network bands.
- The microSD card slot supports microSD and microSDXC card formats.

CAUTION!

- Do not use sharp tools or solvent on your device to avoid scratches on it.
- Use only a standard Nano SIM card on your ASUS Phone.

Using NFC

NOTE: NFC is only available in selected regions/ countries.

You can use NFC in the following three scenarios:

Reader mode: Your phone reads information from a contactless card, NFC tag, or other NFC devices.

Place the NFC area of your phone on the contactless card, NFC tag, or NFC device.

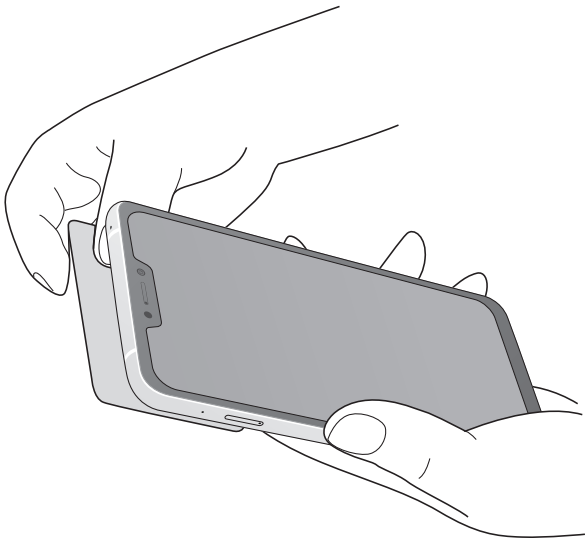

Card Emulation mode: Your phone can be used like a contactless card.

Place the NFC area of your phone on the NFC area of the NFC reader.



Peer-to-Peer mode: Transfers photos, contacts, or other data between your phone and an NFC-enabled smartphone.

Bring the NFC areas of both smartphones together, without any space between them.

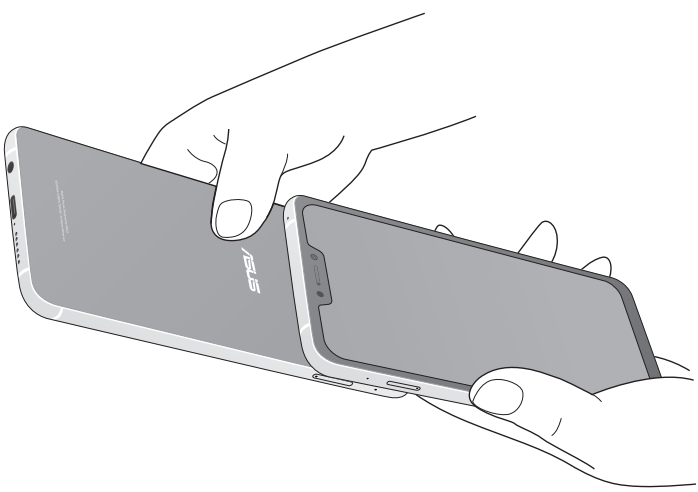

Federal Communications Commission Statement

This device complies with part 15 of the FCC Rules. Operation is subject to the following two conditions: (1) This device may not cause harmful interference, and (2) this device must accept any interference received, including interference that may cause undesired operation.

Changes or modifications not expressly approved by the party responsible for compliance could void the user's authority to operate the equipment.

This equipment has been tested and found to comply with the limits for a Class B digital device, pursuant to part 15 of the FCC Rules. These limits are designed to provide reasonable protection against harmful interference in a residential installation. This equipment generates, uses and can radiate radio frequency energy and, if not installed and used in accordance with the instructions, may cause harmful interference to radio communications. However, there is no guarantee that interference will not occur in a particular installation. If this equipment does cause harmful interference to radio or television reception, which can be determined by turning the equipment off and on, the user is encouraged to try to correct the interference by one or more of the following measures:

- Reorient or relocate the receiving antenna.
- Increase the separation between the equipment and receiver.
- Connect the equipment into an outlet on a circuit different from that to which the receiver is connected.
- Consult the dealer or an experienced radio/TV technician for help.

The antenna(s) used for this transmitter must not be co-located or operated in conjunction with any other antenna or transmitter.

The country code selection is for non-US models only and is not available to all US models. Per FCC regulation, all WiFi products that are marketed in US must be fixed to US-operated channels only.

The responsible party within the USA per 47 CFR Part 2.1077(a)(3):

ASUS COMPUTER INTERNATIONAL (America)

Address: Corporate Way, Fremont, CA 94539, USA

Telephone: +1-510-739-3777

RF Exposure Information (SAR)

This device has been tested and meets applicable limits for Radio Frequency (RF) exposure.

Specific Absorption Rate (SAR) refers to the rate at which the body absorbs RF energy. SAR limits are 1.6 Watts per kilogram (over a volume containing a mass of 1 gram of tissue) in countries that follow the United States FCC limit and 2.0 W/kg (averaged over 10 grams of tissue) in countries that follow the Council of the European Union limit. Tests for SAR are conducted using standard operating positions with the device transmitting at its highest certified power level in all tested frequency bands.

To reduce exposure to RF energy, use a hands-free accessory or other similar option to keep this device away from your head and body. Carry this device at least 10 mm away from your body to ensure exposure levels remain at or below the as-tested levels. Choose the belt clips, holsters, or other similar body-worn accessories which do not contain metallic components to support operation in this manner. Cases with metal parts may change the RF performance of the device, including its compliance with RF exposure guidelines, in a manner that has not been tested or certified, and use such accessories should be avoided.

The highest FCC SAR values for the device (ASUS_

Z01RS) are as follows:

- 1.160 W/Kg @1g(Head)
- 0.890 W/Kg @1g(Body)

The FCC has granted an Equipment Authorization for this device (ASUS_Z01RS) with all reported SAR levels evaluated as in compliance with the FCC RF exposure guidelines. SAR information on this device is on file with the FCC and can be found under the Display Grant section of www.fcc.gov/oet/ea/fccid after searching on FCC ID: MSQZ01RD.

FCC Statement (HAC)

This phone has been tested and rated for use with hearing aids for some of the wireless technologies that it uses. However, there may be some newer wireless technologies used in this phone that have not been tested yet for use with hearing aids. It is important to try the different features of this phone thoroughly and in different locations, using your hearing aid or cochlear implant, to determine if you hear any interfering noise. Consult your service provider or the manufacturer of this phone for information on hearing aid compatibility. If you have questions about return or exchange policies, consult your service provider or phone retailer.

The Federal Communications Commission has implemented rules and a rating system designed to enable people who wear hearing aids to more effectively use these wireless telecommunications devices. The standard for compatibility of digital wireless phones with hearing aids is set forth in American National Standard Institute (ANSI) standard C63.19-2011. There are two sets of ANSI standards with ratings from one to four (four being the best rating): an "M" rating for reduced interference making it easier to hear conversations

on the phone when using the hearing aid microphone, and a "T" rating that enables the phone to be used with hearing aids operating in the telecoil mode thus reducing unwanted background noise.

The Hearing Aid Compatibility rating is displayed on the wireless phone box.

A phone is considered Hearing Aid Compatible for acoustic coupling (microphone mode) if it has an "M3" or "M4" rating. A digital wireless phone is considered Hearing Aid Compatible for inductive coupling (telecoil mode) if it has a "T3" or "T4" rating.

The tested M-Rating and T-Rating for this device (ASUS_Z01RS) are M3 and T3.

You'll want to try a number of wireless phones so that you can decide which works the best with your hearing aids. You may also want to talk with your hearing aid professional about the extent to which your hearing aids are immune to interference, if they have wireless phone shielding, and whether your hearing aid has a HAC rating.

Canada, Industry Canada (IC) Notices

This device complies with Industry Canada's licence-exempt RSS standard(s). Operation is subject to the following two conditions:

(1) This device may not cause interference; and

(2) This device must accept any interference, including interference that may cause undesired operation of the device.

Le présent appareil est conforme aux normes CNR d'Industrie Canada applicables aux appareils radio exempts de licence. Son utilisation est sujette aux deux conditions suivantes :

(1) Cet appareil ne doit pas créer d'interférences nuisibles, et

(2) Cet appareil doit tolérer tout type d'interférences, y compris celles susceptibles de provoquer un fonctionnement non souhaité de l'appareil.

Radio Frequency (RF) Exposure Information

The radiated output power of the Wireless Device is below the Industry Canada (IC) radio frequency exposure limits. The Wireless Device should be used in such a manner such that the potential for human contact during normal operation is minimized. This device (ASUS_Z01RS) has been evaluated for and shown compliant with the IC Specific Absorption Rate ("SAR") limits when installed in specific host products operated in portable exposure conditions.

Canada's REL (Radio Equipment List) can be found at the following web address: http://www.ic.gc.ca/app/sitt/reltel/srch/nwRdSrch.do?lang=eng.

Additional Canadian information on RF exposure also can be found at the following web address: http://www.ic.gc.ca/eic/site/smt-gst.nsf/eng/sf08792.html.

This equipment should be installed and operated with minimum distance 1.0 cm between the radiator and your body.

Cet appareil doit être installé et utilisé avec une distance minimale de 1.0 cm entre l' émetteur et votre corps.

Informations concernant l'exposition aux fréquences radio (RF)

La puissance de sortie émise par cet appareil sans fil est inférieure à la limite d'exposition aux fréquences radio d'Industrie Canada (IC). Utilisez l'appareil sans fil de façon à minimiser les contacts humains lors d'un fonctionnement normal.

Cet appareil été évalué et démontré conforme aux limites de DAS (Débit d'absorption spécifique) d'IC lorsqu'il est installé dans des produits hôtes particuliers qui fonctionnent dans des conditions d'exposition à des appareils portables.

Ce périphérique est homologué pour l'utilisation au Canada. Pour consulter l'entrée correspondant

à l'appareil dans la liste d'équipement radio (REL - Radio Equipment List) d'Industrie Canada rendez-vous sur :

http://www.ic.gc.ca/app/sitt/reltel/srch/nwRdSrch.do?lang=eng.

Pour des informations supplémentaires concernant l'exposition aux ondes radio au Canada, rendez-vous sur :

http://www.ic.gc.ca/eic/site/smt-gst.nsf/eng/sf08792.html.

CAN ICES-3(B)/NMB-3(B)

This Class B digital apparatus complies with Canadian ICES-003.

Cet appareil numérique de la classe B est conforme à la norme NMB-003 du Canada.

This device and its antenna(s) must not be co-located or operated in conjunction with any other antenna or transmitter, except tested built-in radios.

The County Code Selection feature is disabled for products that are marketed in the US/ Canada.

Cet appareil et son ou ses antenne(s) ne doivent pas être situés près de ou utilisés conjointement avec une autre antenne ou un autre émetteur, exception faite des radios intégrées qui ont été testées.

La fonction de sélection de l'indicatif du pays est désactivée pour les produits commercialisés aux États-Unis et au Canada.

The IC ID for this device (ASUS_Z01RS) is 3568A-Z01RD.

L'identifiant Industrie Canada de cet appareil (ASUS_Z01RS) est: 3568A-Z01RD.

Caution:
i.the device for operation in the band 5150–5250 MHz is only for indoor use to reduce the potential for harmful interference to co-channel mobile satellite systems

Avertissement:
i.les dispositifs fonctionnant dans la bande de 5 150 utilisatin à l'intérieur afin de réduire les risques de brouillage préjudiciable aux systèmes de satellites mobiles utilisant les mêmes canaux.

EU Radio Equipment Directive Compliance

Simplified EU Declaration of Conformity

Hereby, ASUSTek Computer Inc. declares that the radio equipment ASUS_Z01RS is in compliance with Directive 2014/53/EU. Full text of EU declaration of conformity is available at https://www.asus.com/support/. (Search for ZS620KL)

RF Output Table [WW SKU (RF Band)]

Items	Maximum Radio-Frequency Output Power Table	
Bluetooth	BR/EDR (2402~2480 MHz)	9.98dBm
	BT LE 4.0 (2402~2480 MHz)	5.17dBm
	BT LE 5.0 (2402~2480 MHz)	5.03dBm
WLAN 2.4GHz	802.11b (2412~2472 MHz)	16.44dBm
	802.11g (2412~2472 MHz)	16.49dBm
	802.11n HT20 (2412~2472 MHz)	16.26dBm
WLAN 5GHz Band I	802.11a (5150-5250MHz)	18.26dBm
	802.11n HT20 (5150-5250MHz)	17.11dBm
	802.11n HT40 (5150-5250MHz)	15.65dBm
	802.11ac HT80 (5150-5250MHz)	15.78dBm
WLAN 5GHz Band II	802.11a (5250-5350MHz)	16.82dBm
	802.11n HT20 (5250-5350MHz)	15.62dBm
	802.11n HT40 (5250-5350MHz)	14.22dBm
	802.11ac HT80 (5250-5350MHz)	14.35dBm
WLAN 5GHz Band III	802.11a (5470-5725MHz)	17.97dBm
	802.11n HT20 (5470-5725MHz)	16.92dBm
	802.11n HT40 (5470-5725MHz)	15.47dBm
	802.11ac HT80 (5470-5725MHz)	15.3dBm
WLAN 5GHz Band IV	802.11a (5725-5850MHz)	17.94dBm
	802.11n HT20 (5725-5850MHz)	16.65dBm
	802.11n HT40 (5725-5850MHz)	15.26dBm
	802.11ac HT80 (5725-5850MHz)	15.32dBm
NFC	13.553~13.567 MHz (H-field strength)	-6.12 dBuA/m

Items	Maximum Radio-Frequency Output Power Table	
GSM	GSM900 Burst (880~915; 925~960 MHz)	32.5dBm
	GSM850 Burst	32.5dBm
	GSM1800 Burst (1710~1785 ; 1805~1880 MHz)	29.5dBm
	GSM1900 Burst	29.5dBm
WCDMA	Band1/2/3/4/5/6/19	24dBm
	Band 8	25dBm
FDD-LTE	Band1/2/3/4/5/8/12/17/18/19/20/26/28/30	24dBm
FDD-LTE	Band7	23dBm
TDD-LTE	Band34/38/39/40/41	24dBm
TD-SCDMA	Band A (upper)(34)	24dBm
	Band F (39)	24dBm

* ASUS phone 4G/LTE band compatibility varies by region, please check compatibility with your local carriers.

RF Output Table [TW SKU (RF Band)]

Items	Maximum Radio-Frequency Output Power Table	
Bluetooth	BR/EDR (2402~2480 MHz)	9.98dBm
	BT LE 4.0 (2402~2480 MHz)	5.17dBm
	BT LE 5.0 (2402~2480 MHz)	5.03dBm
WLAN 2.4GHz	802.11b (2412~2472 MHz)	16.44dBm
	802.11g (2412~2472 MHz)	16.49dBm
	802.11n HT20 (2412~2472 MHz)	16.26dBm
WLAN 5GHz Band I	802.11a (5150-5250MHz)	18.26dBm
	802.11n HT20 (5150-5250MHz)	17.11dBm
	802.11n HT40 (5150-5250MHz)	15.65dBm
	802.11ac HT80 (5150-5250MHz)	15.78dBm
WLAN 5GHz Band II	802.11a (5250-5350MHz)	16.82dBm
	802.11n HT20 (5250-5350MHz)	15.62dBm
	802.11n HT40 (5250-5350MHz)	14.22dBm
	802.11ac HT80 (5250-5350MHz)	14.35dBm
WLAN 5GHz Band III	802.11a (5470-5725MHz)	17.97dBm
	802.11n HT20 (5470-5725MHz)	16.92dBm
	802.11n HT40 (5470-5725MHz)	15.47dBm
	802.11ac HT80 (5470-5725MHz)	15.3dBm
WLAN 5GHz Band IV	802.11a (5725-5850MHz)	17.94dBm
	802.11n HT20 (5725-5850MHz)	16.65dBm
	802.11n HT40 (5725-5850MHz)	15.26dBm
	802.11ac HT80 (5725-5850MHz)	15.32dBm

Items	Maximum Radio-Frequency Output Power Table	
NFC	13.553~13.567 MHz (H-field strength)	-6.12 dBuA/m
GSM	GSM900 Burst (880~915; 925~960 MHz)	33.5(dBm)
	GSM850 Burst	33.5(dBm)
	GSM1800 Burst (1710~1785; 1805~1880 MHz)	31(dBm)
	GSM1900 Burst	31(dBm)
WCDMA	Band1/2/5/6/8/19	24dBm
FDD-LTE	Band 1/2/3/5/7/8/18/19/20/26/28	24dBm
TDD-LTE	Band 38/39/40/41	24dBm

* ASUS phone 4G/LTE band compatibility varies by region, please check compatibility with your local carriers.

NOTE: This RF output power table is for EU member states, the EEA States, the EFTA States and Turkey only. The frequency range and the RF output power may differ from other non-EU countries.

The Wi-Fi operating in the band 5150-5350MHz shall be restricted to indoor use for countries listed in the table below:

AT	**BE**	**BG**	**CZ**	**DK**	**EE**	**FR**
DE	**IS**	**IE**	**IT**	**EL**	**ES**	**CY**
LV	**LI**	**LT**	**LU**	**HU**	**MT**	**NL**
NO	**PL**	**PT**	**RO**	**SI**	**SK**	**TR**
FI	**SE**	**CH**	**UK**	**HR**		

RF Exposure Information

This ASUS product has been tested and meets applicable European SAR limits. The SAR limit is 2.0 W/kg in countries that set the limit averaged over 10 grams of tissue. The specific maximum SAR values for this device are as follows:

- Head: 1.190 W/Kg [WW SKU (RF Band)]
- Body: 1.470 W/Kg [WW SKU (RF Band)]

- Head: 1.160 W/Kg [TW SKU (RF Band)]
- Body: 1.590 W/Kg [TW SKU (RF Band)]

When carrying this device or using it while worn on the body, either use an approved accessory such as a holster or otherwise maintain a distance of 0.5 cm from the body to ensure compliance with RF exposure requirements.

CE Marking

Prevention of Hearing Loss

To prevent possible hearing damage, do not listen at high volume levels for long periods

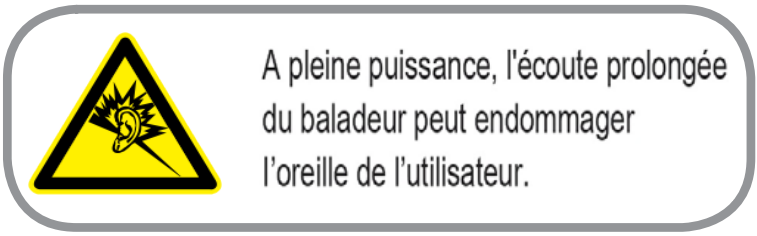

For France, headphones/earphones for this device are compliant with the sound pressure level requirement laid down in the applicable EN 50332-1:2013 and/or EN50332-2:2013 standard required by French Article L.5232-1.

Using GPS (Global Positioning System) on your ASUS Phone

To use the GPS positioning feature on your ASUS Phone:

- Ensure that your device is connected to the Internet before using Google Map or any GPS-enabled apps.
- For first-time use of a GPS-enabled app on your device, ensure that you are outdoors to get the best positioning data.
- When using a GPS-enabled app on your device inside a vehicle, the metallic component of the car window and other electronic devices might affect the GPS performance.

Safety information

CAUTION! Use of controls or adjustments or performance of procedures other than those specified herein may result in hazardous radiation exposure.

ASUS Phone care

- Use your ASUS Phone in an environment with ambient temperatures between 0 °C (32 °F) and 35 °C (95 °F).

The battery

WARNING: Disassembling the battery by yourself will void its warranty and may cause serious harm.

Your ASUS Phone is equipped with a high performance non-detachable Li-polymer battery. Observe the maintenance guidelines for a longer battery life.

- Do not remove the non-detachable Li-polymer battery as this will void the warranty.
- Avoid charging in extremely high or low temperature. The battery performs optimally in an ambient temperature of +5 °C to +35 °C.
- Do not remove and replace the battery with a non-approved battery.
- Use only ASUS battery. Using a different battery may cause physical harm/injury and may damage your device.
- Do not remove and soak the battery in water or any other liquid.
- Never try to open the battery as it contains substances that might be harmful if swallowed or allowed to come into contact with unprotected skin.
- Do not remove and short-circuit the battery, as it may overheat and cause a fire. Keep it away from jewelry or metal objects.
- Do not remove and dispose of the battery in fire. It could explode and release harmful substances into the environment.
- Do not remove and dispose of the battery with your regular household waste. Take it to a hazardous material collection point.
- Do not touch the battery terminals.
- To avoid fire or burns, do not disassemble, bend, crush, or puncture the battery.

NOTES:

- Risk of explosion if battery is replaced by an incorrect type.
- Dispose of used battery according to the instructions.

The charger

- Use only the charger supplied with your ASUS Phone.

- Never pull the charger cord to disconnect it from the power socket. Pull the charger itself.

Caution

Your ASUS Phone is a high quality piece of equipment. Before operating, read all instructions and cautionary markings on the (1) AC Adapter.

- Do not use the ASUS Phone in an extreme environment where high temperature or high humidity exists. The ASUS Phone performs optimally in an ambient temperature between 0 °C (32 °F) and 35 °C (95 °F).
- Do not disassemble the ASUS Phone or its accessories. If service or repair is required, return the unit to an authorized service center. If the unit is disassembled, a risk of electric shock or fire may result.
- Do not short-circuit the battery terminals with metal items.

Operator access with a tool

If a TOOL is necessary to gain access to an OPERATOR ACCESS AREA, either all other compartments within that area containing a hazard shall be inaccessible to the OPERATOR by the use of the same TOOL, or such compartments shall be marked to discourage OPERATOR access.

General Usage (typical body-worn) (for Japan)

This device (front & rear side) should be operated under a seperation distance of 5 mm from the human body.

* The other four sides are not in close proximity to the human body at the general use as described above.

Regional notice for Singapore

This ASUS Phone complies with IMDA Standards.

Complies with
IMDA Standards
DB103778

India E-waste (Management) Rules 2016

This product complies with the "India E-Waste (Management) Rules, 2016" and prohibits use of lead, mercury, hexavalent chromium, polybrominated biphenyls (PBBs) and polybrominated diphenyl ethers (PBDEs) in concentrations exceeding 0.1% by weight in homogenous materials and 0.01 % by weight in homogenous materials for cadmium, except for the exemptions listed in Schedule II of the Rule.

ASUS Recycling/Takeback Services

ASUS recycling and takeback programs come from our commitment to the highest standards for protecting our environment. We believe in providing solutions for you to be able to responsibly recycle our products, batteries, other components as well as the packaging materials. Please go to http://csr.asus.com/english/Takeback.htm for detailed recycling information in different regions.

India BIS - IS 16333 Notice

Language Input : Hindi, English, Tamil

Readability: Assamese, Bangla, Bodo(Boro), Dogri, Gujarati, Hindi, Kannada, Kashmiri, Konkani,

Maithili, Malayalam, Manipuri(Bangla), Manipuri(Meetei Mayek),

Marathi, Nepali, Oriya, Panjabi, Santhali, Sanskrit, Sindhi (Devanagari) ,Tamil, Telugu, Urdu and English

Proper disposal

Risk of explosion if battery is replaced by an incorrect type. Dispose of used batteries according to the instructions.

DO NOT throw the battery in municipal waste. The symbol of the crossed out wheeled bin indicates that the battery should not be placed in municipal waste.

DO NOT throw this product in municipal waste. This product has been designed to enable proper reuse of parts and recycling. The symbol of the crossed out wheeled bin indicates that the product (electrical, electronic equipment and mercury-containing button cell battery) should not be placed in municipal waste. Check local regulations for disposal of electronic products.

DO NOT throw this product in fire. DO NOT short circuit the contacts. DO NOT disassemble this product.

WARNING

Cancer and Reproductive Harm-
www.P65Warnings.ca.gov

NOTE: For more legal and e-labelling information, check on your device from **Settings** > **About** > **Legal information** / **Regulatory labels**.

FCC COMPLIANCE INFROMATION

Per FCC Part 2 Section 2.1077

Responsible Party: **Asus Computer International**

Address: **800 Corporate Way, Fremont, CA 94539.**

Phone/Fax No: **(510)739-3777/(510)608-4555**

hereby declares that the product

Product Name : **ASUS Phone**

Model Number : **ASUS_Z01RD/ASUS_Z01RS**

compliance statement:

This device complies with part 15 of the FCC Rules. Operation is subject to the following two conditions: (1) This device may not cause harmful interference, and (2) this device must accept any interference received, including interference that may cause undesired operation.

Ver. 180125

ASUS

Address: 4F, 150 Li-Te Rd., Peitou, Taipei, Taiwan

Tel: 886228943447

Fax: 886228907698

Declaration

We declare that the IMEI codes for this product, **ASUS Phone**, are unique to each unit and only assigned to this model. The IMEI of each unit is factory set and cannot be altered by the user and that it complies with the relevant IMEI integrity related requirements expressed in the GSM standards.

Should you have any questions or comments regarding this matter, please contact us.

Sincerely yours,

ASUSTeK COMPUTER INC.

Tel: 886228943447

Fax: 886228907698

Support: https://www.asus.com/support/

Copyright © 2018 ASUSTeK COMPUTER INC.

All Rights Reserved.

You acknowledge that all rights of this Manual remain with ASUS. Any and all rights, including without limitation, in the Manual or website, and shall remain the exclusive property of ASUS and/or its licensors. Nothing in this Manual intends to transfer any such rights, or to vest any such rights to you.

ASUS PROVIDES THIS MANUAL "AS IS" WITHOUT WARRANTY OF ANY KIND. SPECIFICATIONS AND INFORMATION CONTAINED IN THIS MANUAL ARE FURNISHED FOR INFORMATIONAL USE ONLY, AND ARE SUBJECT TO CHANGE AT ANY TIME WITHOUT NOTICE, AND SHOULD NOT BE CONSTRUED AS A COMMITMENT BY ASUS.

ZenTalk Fans Forum (http://www.asus.com/zentalk/global_forward.php)