Date/Time: 03/10/05 16:50:12

Test Laboratory: Advance Data Technology

WMIA-123AG47-Mode 17 Tip 15mm 11a normal (Antenna 1)

DUT: Table PC; Type: WMIA-123AG47; Serial: N/A

Communication System: 802.11A; Frequency: 5180 MHz;Duty Cycle: 1:1
Medium parameters used: f = 5180 MHz; σ = 5.34 mho/m; ε_r = 47.4; ρ = 1000 kg/m^3
Air Temperature:24 deg C;Liquid Temperature:22 deg C
Area scan setting: Find secondary maxima within 2 dB, and with a peak SAR value greater than 0.0012 mW/g
Zoom scan setting: Maximum number of cubes to measure is 2
Phantom section: Flat Section

DASY4 Configuration:

- Probe: EX3DV3 - SN3506 ; ConvF(4.57, 4.57, 4.57) ; Calibrated: 2004/3/19
- Sensor-Surface: 4mm (Mechanical Surface Detection)
- Electronics: DAE3 Sn510 ; Calibrated: 2004/8/17
- Phantom: SAM 12; Type: SAM V4.0; Serial: TP-1202
- Measurement SW: DASY4, V4.4 Build 3; Postprocessing SW: SEMCAD, V1.8 Build 130

Low Channel-5180/Area Scan (11x14x1): Measurement grid: dx=10mm, dy=10mm
Maximum value of SAR (measured) = 0.197 mW/g

Low Channel-5180/Zoom Scan (8x8x8)/Cube 0: Measurement grid: dx=4.3mm, dy=4.3mm, dz=3mm
Reference Value = 4.26 V/m
Peak SAR (extrapolated) = 0.375 W/kg
SAR(1 g) = 0.157 mW/g; SAR(10 g) = 0.104 mW/g
Maximum value of SAR (measured) = 0.210 mW/g

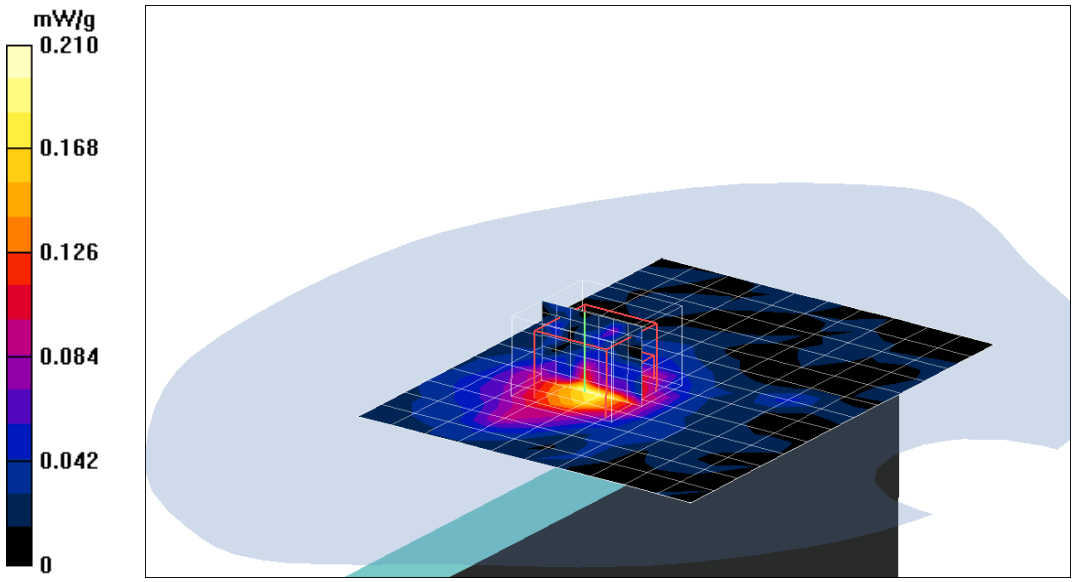

Date/Time: 03/10/05 17:12:32

Test Laboratory: Advance Data Technology

WMIA-123AG47-Mode 17 Tip 15mm 11a normal (Antenna 1)

DUT: Table PC; Type: WMIA-123AG47; Serial: N/A

Communication System: 802.11A; Frequency: 5240 MHz;Duty Cycle: 1:1
Medium parameters used: f = 5240 MHz; σ = 5.42 mho/m; ε_r = 47.3; ρ = 1000 kg/m^3
Air Temperature:24 deg C;Liquid Temperature:22 deg C
Area scan setting: Find secondary maxima within 2 dB, and with a peak SAR value greater than 0.0012 mW/g
Zoom scan setting: Maximum number of cubes to measure is 2
Phantom section: Flat Section

DASY4 Configuration:

- Probe: EX3DV3 - SN3506 ; ConvF(4.57, 4.57, 4.57) ; Calibrated: 2004/3/19
- Sensor-Surface: 4mm (Mechanical Surface Detection)
- Electronics: DDAE3 Sn510 ; Calibrated: 2004/8/17
- Phantom: SAM 12; Type: SAM V4.0; Serial: TP-1202
- Measurement SW: DASY4, V4.4 Build 3; Postprocessing SW: SEMCAD, V1.8 Build 130

Middle Channel-5240/Area Scan (9x11x1): Measurement grid: dx=10mm, dy=10mm
Maximum value of SAR (measured) = 0.205 mW/g

Middle Channel-5240/Zoom Scan (8x8x8)/Cube 0: Measurement grid: dx=4.3mm, dy=4.3mm, dz=3mm
Reference Value = 4.1 V/m
Peak SAR (extrapolated) = 0.501 W/kg
SAR(1 g) = 0.164 mW/g; SAR(10 g) = 0.105 mW/g
Maximum value of SAR (measured) = 0.225 mW/g

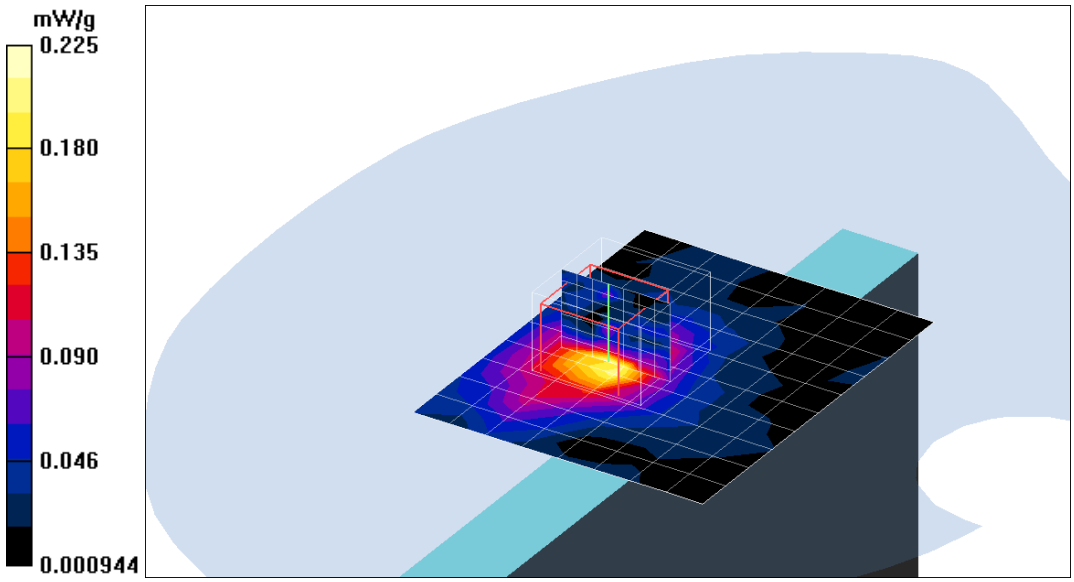

Date/Time: 03/10/05 17:35:14

Test Laboratory: Advance Data Technology

WMIA-123AG47-Mode 17 Tip 15mm 11a normal (Antenna 1)

DUT: Table PC; Type: WMIA-123AG47; Serial: N/A

Communication System: 802.11A; Frequency: 5260 MHz;Duty Cycle: 1:1
Medium parameters used: f = 5260 MHz; σ = 5.42 mho/m; ε_r = 47.3; ρ = 1000 kg/m^3
Air Temperature:24 deg C;Liquid Temperature:22 deg C
Area scan setting: Find secondary maxima within 2 dB, and with a peak SAR value greater than 0.0012 mW/g
Zoom scan setting: Maximum number of cubes to measure is 2
Phantom section: Flat Section

DASY4 Configuration:

- Probe: EX3DV3 - SN3506 ; ConvF(4.57, 4.57, 4.57) ; Calibrated: 2004/3/19
- Sensor-Surface: 4mm (Mechanical Surface Detection)
- Electronics: DAE3 Sn510 ; Calibrated: 2004/8/17
- Phantom: SAM 12; Type: SAM V4.0; Serial: TP-1202
- Measurement SW: DASY4, V4.4 Build 3; Postprocessing SW: SEMCAD, V1.8 Build 130

Middle Channel-5260/Area Scan (9x11x1): Measurement grid: dx=10mm, dy=10mm
Maximum value of SAR (measured) = 0.180 mW/g

Middle Channel-5260/Zoom Scan (8x8x8)/Cube 0: Measurement grid: dx=4.3mm, dy=4.3mm, dz=3mm
Reference Value = 4.01 V/m
Peak SAR (extrapolated) = 0.573 W/kg
SAR(1 g) = 0.172 mW/g; SAR(10 g) = 0.112 mW/g
Maximum value of SAR (measured) = 0.222 mW/g

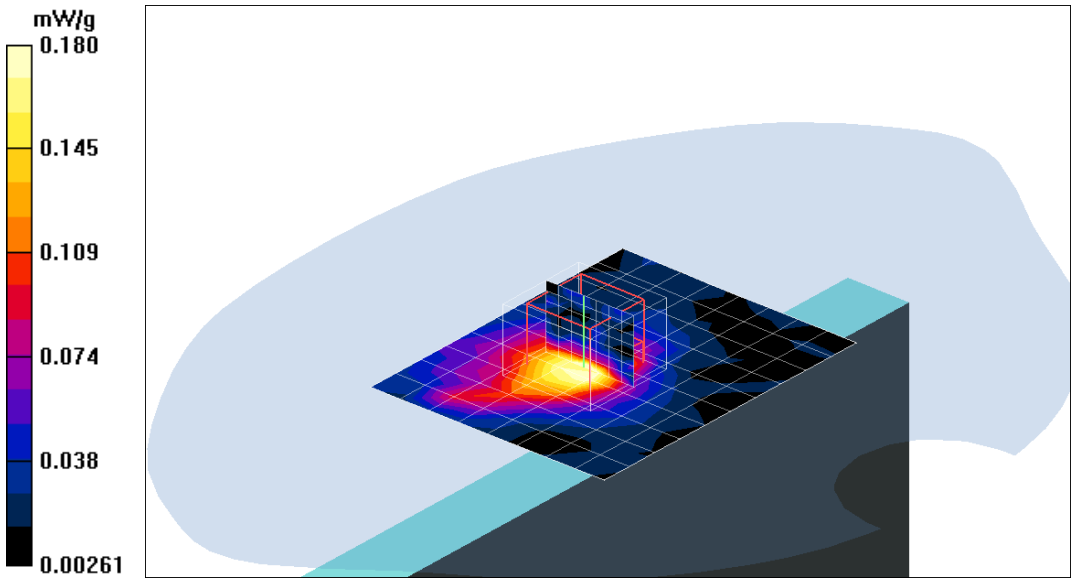

Date/Time: 03/10/05 17:58:25

Test Laboratory: Advance Data Technology

WMIA-123AG47-Mode 17 Tip 15mm 11a normal (Antenna 1)

DUT: Table PC; Type: WMIA-123AG47; Serial: N/A

Communication System: 802.11A; Frequency: 5320 MHz;Duty Cycle: 1:1
Medium parameters used: f = 5320 MHz; σ = 5.42 mho/m; ε_r = 47.3; ρ = 1000 kg/m^3
Air Temperature:24 deg C;Liquid Temperature:22 deg C
Area scan setting: Find secondary maxima within 2 dB, and with a peak SAR value greater than 0.0012 mW/g
Zoom scan setting: Maximum number of cubes to measure is 2
Phantom section: Flat Section

DASY4 Configuration:

- Probe: EX3DV3 - SN3506 ; ConvF(4.57, 4.57, 4.57) ; Calibrated: 2004/3/19
- Sensor-Surface: 4mm (Mechanical Surface Detection)
- Electronics: DAE3 Sn510 ; Calibrated: 2004/8/17
- Phantom: SAM 12; Type: SAM V4.0; Serial: TP-1202
- Measurement SW: DASY4, V4.4 Build 3; Postprocessing SW: SEMCAD, V1.8 Build 130

Middle Channel-5320/Area Scan (9x11x1): Measurement grid: dx=10mm, dy=10mm
Maximum value of SAR (measured) = 0.210 mW/g

Middle Channel-5320/Zoom Scan (8x8x8)/Cube 0: Measurement grid: dx=4.3mm, dy=4.3mm, dz=3mm
Reference Value = 4.07 V/m
Peak SAR (extrapolated) = 0.489 W/kg
SAR(1 g) = 0.167 mW/g; SAR(10 g) = 0.108 mW/g
Maximum value of SAR (measured) = 0.226 mW/g

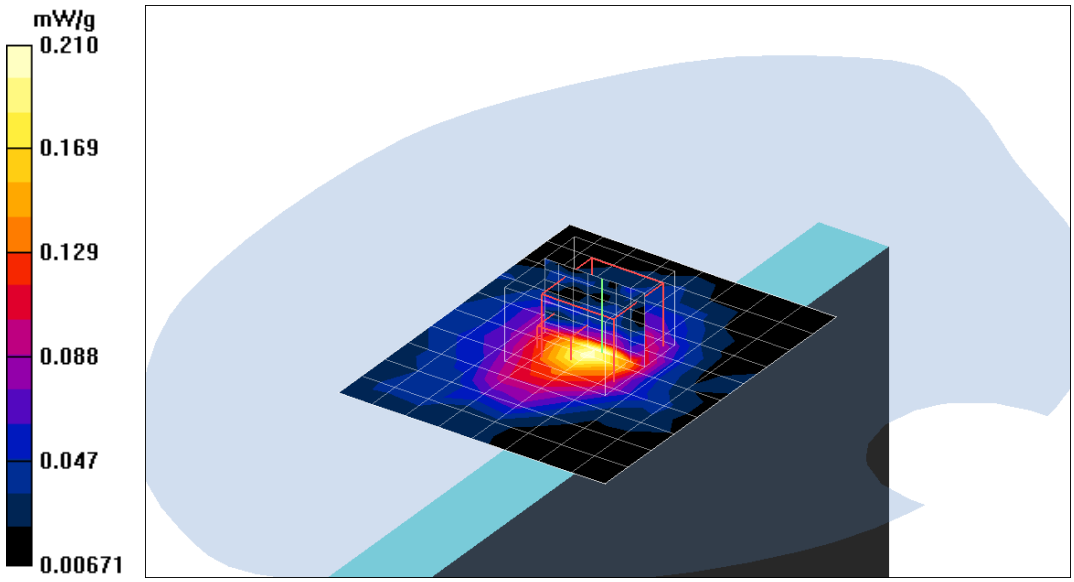

Date/Time: 03/10/05 18:20:53

Test Laboratory: Advance Data Technology

WMIA-123AG47-Mode 17 Tip 15mm 11a normal (Antenna 1)

DUT: Table PC; Type: WMIA-123AG47; Serial: N/A

Communication System: 802.11A; Frequency: 5745 MHz;Duty Cycle: 1:1
Medium parameters used: f = 5745 MHz; σ = 6.12 mho/m; ε_r = 46.3; ρ = 1000 kg/m^3
Air Temperature:24 deg C;Liquid Temperature:22 deg C
Area scan setting: Find secondary maxima within 2 dB, and with a peak SAR value greater than 0.0012 mW/g
Zoom scan setting: Maximum number of cubes to measure is 2
Phantom section: Flat Section

DASY4 Configuration:

- Probe: EX3DV3 - SN3506 ; ConvF(4.19, 4.19, 4.19) ; Calibrated: 2004/3/19
- Sensor-Surface: 4mm (Mechanical Surface Detection)
- Electronics: DAE3 Sn510 ; Calibrated: 2004/8/17
- Phantom: SAM 12; Type: SAM V4.0; Serial: TP-1202
- Measurement SW: DASY4, V4.4 Build 3; Postprocessing SW: SEMCAD, V1.8 Build 130

Middle Channel-5745/Area Scan (10x11x1): Measurement grid: dx=10mm, dy=10mm
Maximum value of SAR (measured) = 0.132 mW/g

Middle Channel-5745/Zoom Scan (8x8x8)/Cube 0: Measurement grid: dx=4.3mm, dy=4.3mm, dz=3mm
Reference Value = 4.64 V/m
Peak SAR (extrapolated) = 0.343 W/kg
SAR(1 g) = 0.142 mW/g; SAR(10 g) = 0.115 mW/g
Maximum value of SAR (measured) = 0.184 mW/g

Middle Channel-5745/Zoom Scan (8x8x8)/Cube 1: Measurement grid: dx=4.3mm, dy=4.3mm, dz=3mm
Reference Value = 4.64 V/m
Peak SAR (extrapolated) = 0.250 W/kg
SAR(1 g) = 0.115 mW/g; SAR(10 g) = 0.096 mW/g
Maximum value of SAR (measured) = 0.145 mW/g

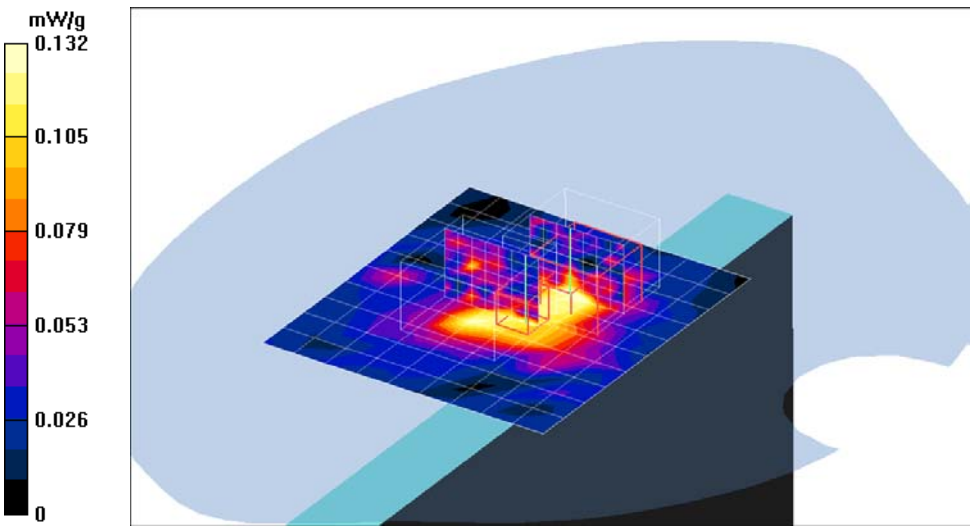

Date/Time: 03/10/05 18:42:38

Test Laboratory: Advance Data Technology

WMIA-123AG47-Mode 17 Tip 15mm 11a normal (Antenna 1)

DUT: Table PC; Type: WMIA-123AG47; Serial: N/A

Communication System: 802.11A; Frequency: 5785 MHz;Duty Cycle: 1:1
Medium parameters used: f = 5785 MHz; σ = 6.2 mho/m; ε_r = 46.2; ρ = 1000 kg/m^3
Air Temperature:24 deg C;Liquid Temperature:22 deg C
Area scan setting: Find secondary maxima within 2 dB, and with a peak SAR value greater than 0.0012 mW/g
Zoom scan setting: Maximum number of cubes to measure is 2
Phantom section: Flat Section

DASY4 Configuration:

- Probe: EX3DV3 - SN3506 ; ConvF(4.19, 4.19, 4.19) ; Calibrated: 2004/3/19
- Sensor-Surface: 4mm (Mechanical Surface Detection)
- Electronics: DAE3 Sn510 ; Calibrated: 2004/8/17
- Phantom: SAM 12; Type: SAM V4.0; Serial: TP-1202
- Measurement SW: DASY4, V4.4 Build 3; Postprocessing SW: SEMCAD, V1.8 Build 130

Middle Channel-5785/Area Scan (10x13x1): Measurement grid: dx=10mm, dy=10mm
Maximum value of SAR (measured) = 0.176 mW/g

Middle Channel-5785/Zoom Scan (8x8x8)/Cube 0: Measurement grid: dx=4.3mm, dy=4.3mm, dz=3mm
Reference Value = 6.61 V/m
Peak SAR (extrapolated) = 0.321 W/kg
SAR(1 g) = 0.190 mW/g; SAR(10 g) = 0.157 mW/g
Maximum value of SAR (measured) = 0.237 mW/g

Middle Channel-5785/Zoom Scan (8x8x8)/Cube 1: Measurement grid: dx=4.3mm, dy=4.3mm, dz=3mm
Reference Value = 6.61 V/m
Peak SAR (extrapolated) = 0.353 W/kg
SAR(1 g) = 0.130 mW/g; SAR(10 g) = 0.105 mW/g
Maximum value of SAR (measured) = 0.162 mW/g

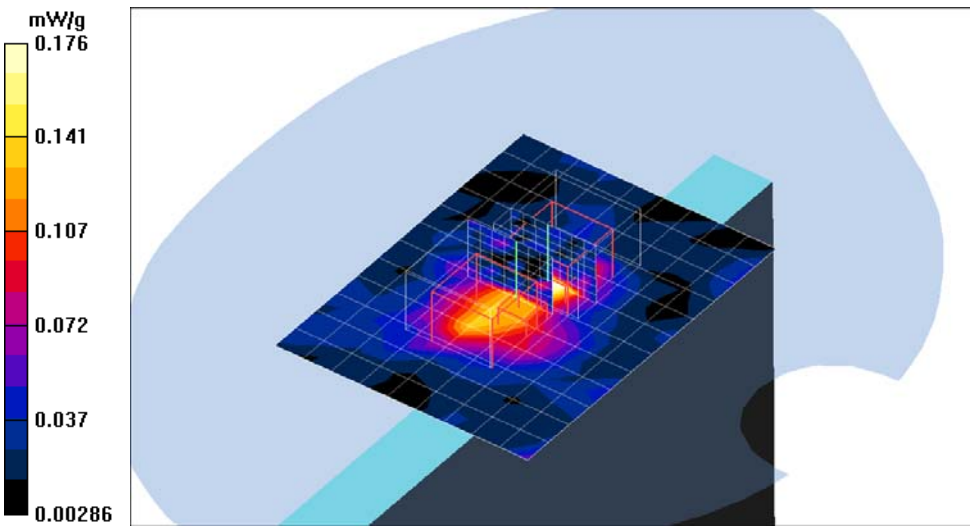

Date/Time: 03/10/05 19:05:29

Test Laboratory: Advance Data Technology

WMIA-123AG47-Mode 17 Tip 15mm 11a normal (Antenna 1)

DUT: Table PC; Type: WMIA-123AG47; Serial: N/A

Communication System: 802.11A; Frequency: 5825 MHz;Duty Cycle: 1:1
Medium parameters used: f = 5825 MHz; σ = 6.24 mho/m; ε_r = 46.1; ρ = 1000 kg/m^3
Air Temperature:24 deg C;Liquid Temperature:22 deg C
Area scan setting: Find secondary maxima within 2 dB, and with a peak SAR value greater than 0.0012 mW/g
Zoom scan setting: Maximum number of cubes to measure is 2
Phantom section: Flat Section

DASY4 Configuration:

- Probe: EX3DV3 - SN3506 ; ConvF(4.19, 4.19, 4.19) ; Calibrated: 2004/3/19
- Sensor-Surface: 4mm (Mechanical Surface Detection)
- Electronics: DAE3 Sn510 ; Calibrated: 2004/8/17
- Phantom: SAM 12; Type: SAM V4.0; Serial: TP-1202
- Measurement SW: DASY4, V4.4 Build 3; Postprocessing SW: SEMCAD, V1.8 Build 130

High Channel-5825/Area Scan (10x13x1): Measurement grid: dx=10mm, dy=10mm
Maximum value of SAR (measured) = 0.196 mW/g

High Channel-5825/Zoom Scan (8x8x8)/Cube 0: Measurement grid: dx=4.3mm, dy=4.3mm, dz=3mm
Reference Value = 6 V/m
Peak SAR (extrapolated) = 0.306 W/kg
SAR(1 g) = 0.172mW/g; SAR(10 g) = 0.140 mW/g
Maximum value of SAR (measured) = 0.205 mW/g

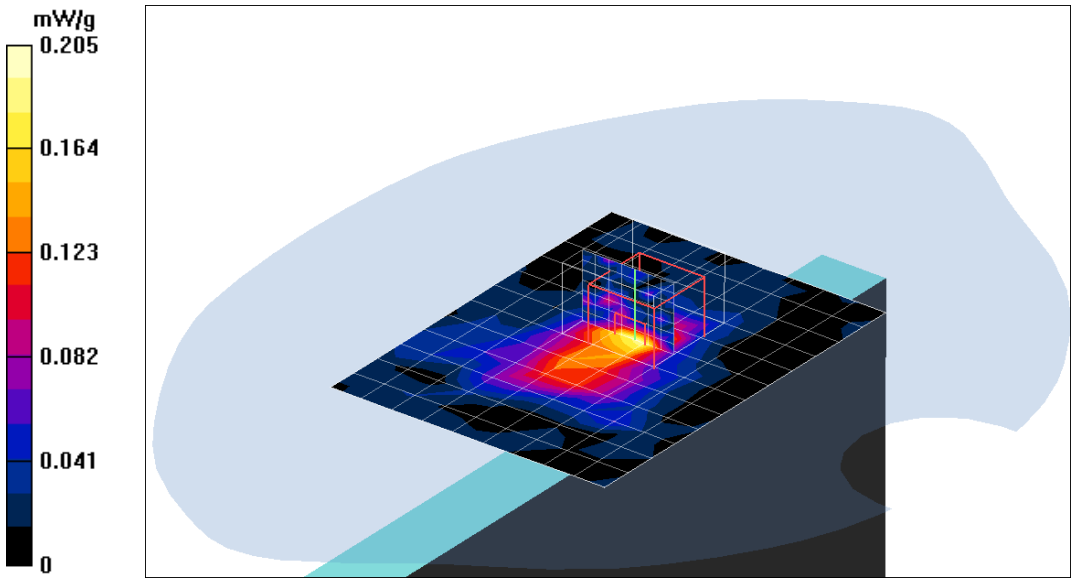

Date/Time:03/10/05 19:29:11

Test Laboratory: Advance Data Technology

WMIA-123AG47-Mode 18 Tip 15mm 11a turbo (Antenna 1)

DUT: Table PC; Type: WMIA-123AG47; Serial: N/A

Communication System: 802.11A; Frequency: 5210 MHz;Duty Cycle: 1:1
Medium parameters used: f = 5210 MHz; σ = 5.38 mho/m; ε_r = 47.3; ρ = 1000 kg/m^3
Air Temperature:24 deg C;Liquid Temperature:22 deg C
Area scan setting: Find secondary maxima within 2 dB, and with a peak SAR value greater than 0.0012 mW/g
Zoom scan setting: Maximum number of cubes to measure is 2
Phantom section: Flat Section

DASY4 Configuration:

- Probe: EX3DV3 - SN3506 ; ConvF(4.57, 4.57, 4.57) ; Calibrated: 2004/3/19
- Sensor-Surface: 4mm (Mechanical Surface Detection)
- Electronics: DAE3 Sn510 ; Calibrated: 2004/8/17
- Phantom: SAM 12; Type: SAM V4.0; Serial: TP-1202
- Measurement SW: DASY4, V4.4 Build 3; Postprocessing SW: SEMCAD, V1.8 Build 130

Middle Channel-5210 TURBO/Area Scan (10x13x1): Measurement grid: dx=10mm, dy=10mm
Maximum value of SAR (measured) = 0.188 mW/g

Middle Channel-5210 TURBO/Zoom Scan (8x8x8)/Cube 0: Measurement grid: dx=4.3mm, dy=4.3mm, dz=3mm
Reference Value = 4.59 V/m
Peak SAR (extrapolated) = 0.427 W/kg
SAR(1 g) = 0.138 mW/g; SAR(10 g) = 0.089 mW/g
Maximum value of SAR (measured) = 0.187 mW/g

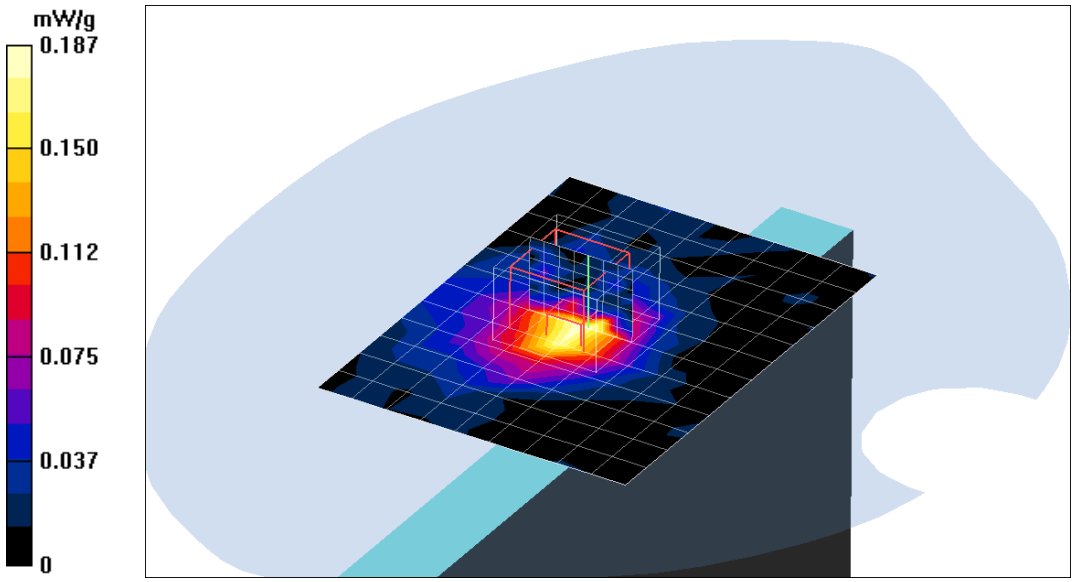

Date/Time: 03/10/05 19:52:31

Test Laboratory: Advance Data Technology

WMIA-123AG47-Mode 18 Tip 15mm 11a turbo (Antenna 1)

DUT: Table PC; Type: WMIA-123AG47; Serial: N/A

Communication System: 802.11A; Frequency: 5250 MHz;Duty Cycle: 1:1
Medium parameters used: f = 5250 MHz; σ = 5.43 mho/m; ε_r = 47.2; ρ = 1000 kg/m^3
Air Temperature:24 deg C;Liquid Temperature:22 deg C
Area scan setting: Find secondary maxima within 2 dB, and with a peak SAR value greater than 0.0012 mW/g
Zoom scan setting: Maximum number of cubes to measure is 2
Phantom section: Flat Section

DASY4 Configuration:

- Probe: EX3DV3 - SN3506 ; ConvF(4.57, 4.57, 4.57) ; Calibrated: 2004/3/19
- Sensor-Surface: 4mm (Mechanical Surface Detection)
- Electronics: DAE3 Sn510 ; Calibrated: 2004/8/17
- Phantom: SAM 12; Type: SAM V4.0; Serial: TP-1202
- Measurement SW: DASY4, V4.4 Build 3; Postprocessing SW: SEMCAD, V1.8 Build 130

Middle Channel-5250 TURBO/Area Scan (11x13x1): Measurement grid: dx=10mm, dy=10mm
Maximum value of SAR (measured) = 0.205 mW/g

Middle Channel-5250 TURBO/Zoom Scan (8x8x8)/Cube 0: Measurement grid: dx=4.3mm, dy=4.3mm, dz=3mm
Reference Value = 4.03 V/m
Peak SAR (extrapolated) = 0.428 W/kg
SAR(1 g) = 0.164 mW/g; SAR(10 g) = 0.103 mW/g
Maximum value of SAR (measured) = 0.222 mW/g

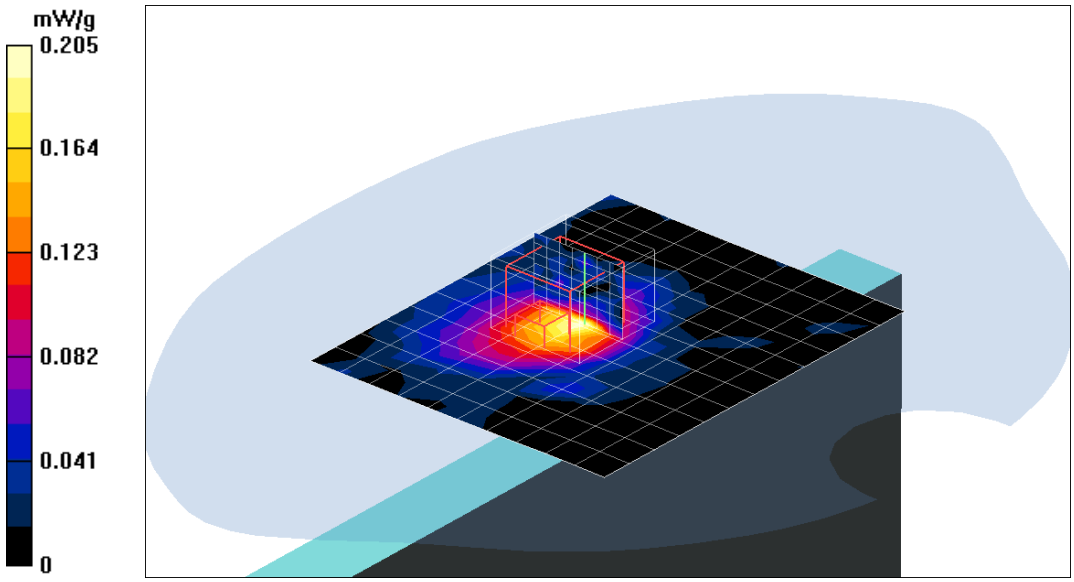

Date/Time: 03/10/05 20:11:03

Test Laboratory: Advance Data Technology

WMIA-123AG47-Mode 18 Tip 15mm 11a turbo (Antenna 1)

DUT: Table PC; Type: WMIA-123AG47; Serial: N/A

Communication System: 802.11A; Frequency: 5290 MHz;Duty Cycle: 1:1
Medium parameters used: f = 5290 MHz; σ = 5.43 mho/m; ε_r = 47.2; ρ = 1000 kg/m^3
Air Temperature:24 deg C;Liquid Temperature:22 deg C
Area scan setting: Find secondary maxima within 2 dB, and with a peak SAR value greater than 0.0012 mW/g
Zoom scan setting: Maximum number of cubes to measure is 2
Phantom section: Flat Section

DASY4 Configuration:

- Probe: EX3DV3 - SN3506 ; ConvF(4.57, 4.57, 4.57) ; Calibrated: 2004/3/19
- Sensor-Surface: 4mm (Mechanical Surface Detection)
- Electronics: DAE3 Sn510 ; Calibrated: 2004/8/17
- Phantom: SAM 12; Type: SAM V4.0; Serial: TP-1202
- Measurement SW: DASY4, V4.4 Build 3; Postprocessing SW: SEMCAD, V1.8 Build 130

Middle Channel-5290 TURBO/Area Scan (11x13x1): Measurement grid: dx=10mm, dy=10mm
Maximum value of SAR (measured) = 0.189 mW/g

Middle Channel-5290 TURBO/Zoom Scan (8x8x8)/Cube 0: Measurement grid: dx=4.3mm, dy=4.3mm, dz=3mm
Reference Value = 3.76 V/m
Peak SAR (extrapolated) = 0.312 W/kg
SAR(1 g) = 0.135 mW/g; SAR(10 g) = 0.083 mW/g
Maximum value of SAR (measured) = 0.201 mW/g

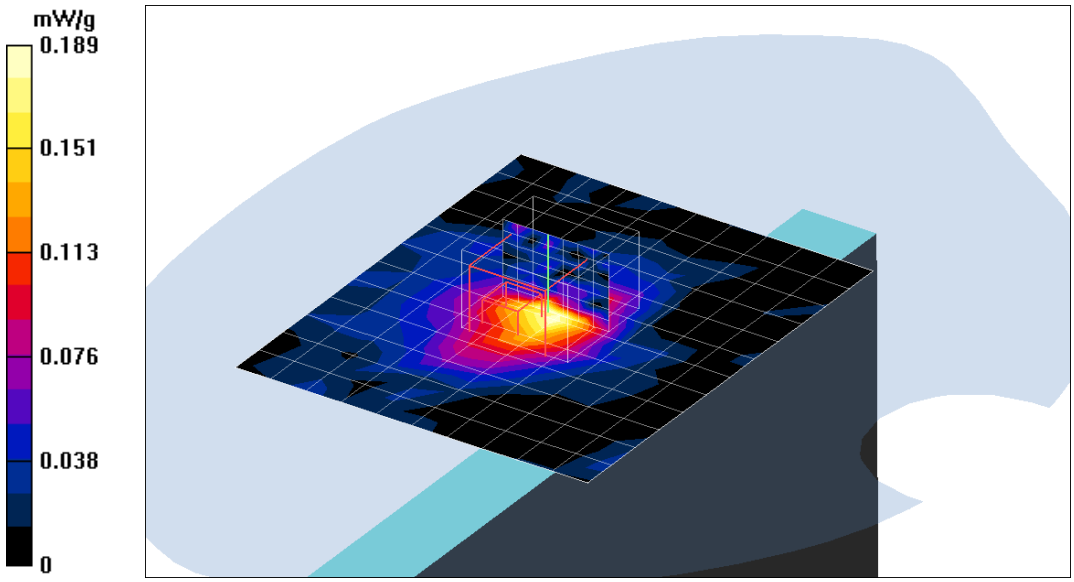

Date/Time: 03/10/05 20:25:20

Test Laboratory: Advance Data Technology

WMIA-123AG47-Mode 18 Tip 15mm 11a turbo (Antenna 1)

DUT: Table PC; Type: WMIA-123AG47; Serial: N/A

Communication System: 802.11A; Frequency: 5760 MHz;Duty Cycle: 1:1
Medium parameters used: f = 5760 MHz; σ = 6.14 mho/m; ε_r = 46.2; ρ = 1000 kg/m^3
Air Temperature:24 deg C;Liquid Temperature:22 deg C
Area scan setting: Find secondary maxima within 2 dB, and with a peak SAR value greater than 0.0012 mW/g
Zoom scan setting: Maximum number of cubes to measure is 2
Phantom section: Flat Section

DASY4 Configuration:

- Probe: EX3DV3 - SN3506 ; ConvF(4.19, 4.19, 4.19) ; Calibrated: 2004/3/19
- Sensor-Surface: 4mm (Mechanical Surface Detection)
- Electronics: DAE3 Sn510 ; Calibrated: 2004/8/17
- Phantom: SAM 12; Type: SAM V4.0; Serial: TP-1202
- Measurement SW: DASY4, V4.4 Build 3; Postprocessing SW: SEMCAD, V1.8 Build 130

Middle Channel-5760 TURBO/Area Scan (11x13x1): Measurement grid: dx=10mm, dy=10mm
Maximum value of SAR (measured) = 0.190 mW/g

Middle Channel-5760 TURBO/Zoom Scan (8x8x8)/Cube 0: Measurement grid: dx=4.3mm, dy=4.3mm, dz=3mm
Reference Value = 5.3 V/m
Peak SAR (extrapolated) = 0.340 W/kg
SAR(1 g) = 0.171 mW/g; SAR(10 g) = 0.147 mW/g
Maximum value of SAR (measured) = 0.216 mW/g

Middle Channel-5760 TURBO/Zoom Scan (8x8x8)/Cube 1: Measurement grid: dx=4.3mm, dy=4.3mm, dz=3mm
Reference Value = 5.3 V/m
Peak SAR (extrapolated) = 0.306 W/kg
SAR(1 g) = 0.154 mW/g; SAR(10 g) =0.117 mW/g
Maximum value of SAR (measured) = 0.194 mW/g

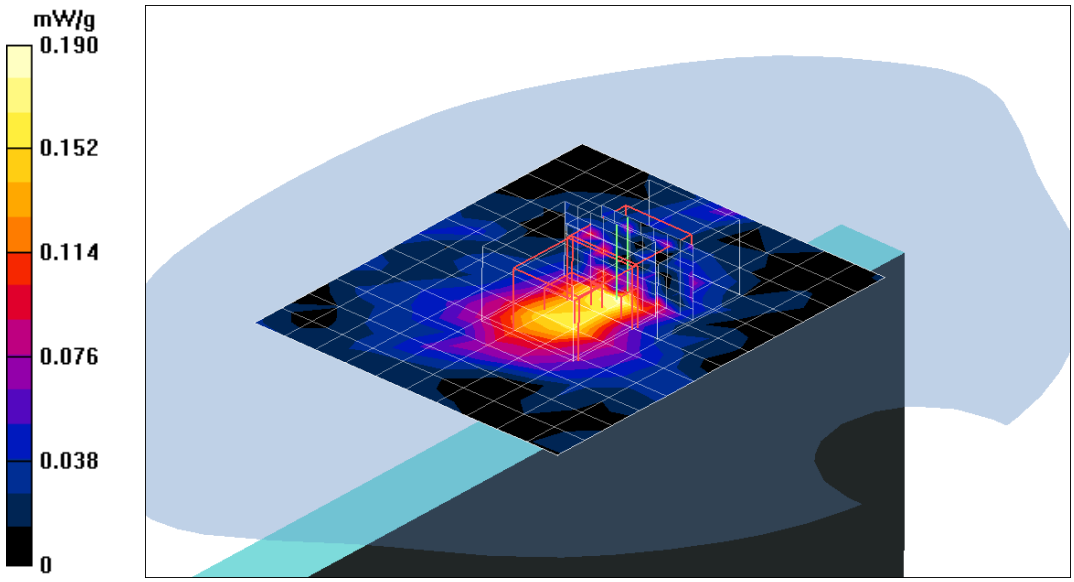
mW/g
0.190
0.152
0.114
0.076
0.038
0

Date/Time: 03/10/05 20:48:16

Test Laboratory: Advance Data Technology

WMIA-123AG47-Mode 18 Tip 15mm 11a turbo (Antenna 1)

DUT: Table PC; Type: WMIA-123AG47; Serial: N/A

Communication System: 802.11A; Frequency: 5800 MHz;Duty Cycle: 1:1
Medium parameters used: f = 5800 MHz; σ = 6.21 mho/m; ε_r = 46.2; ρ = 1000 kg/m^3
Air Temperature:24 deg C;Liquid Temperature:22 deg C
Area scan setting: Find secondary maxima within 2 dB, and with a peak SAR value greater than 0.0012 mW/g
Zoom scan setting: Maximum number of cubes to measure is 2
Phantom section: Flat Section

DASY4 Configuration:

- Probe: EX3DV3 - SN3506 ; ConvF(4.19, 4.19, 4.19) ; Calibrated: 2004/3/19
- Sensor-Surface: 4mm (Mechanical Surface Detection)
- Electronics: DAE3 Sn510 ; Calibrated: 2004/8/17
- Phantom: SAM 12; Type: SAM V4.0; Serial: TP-1202
- Measurement SW: DASY4, V4.4 Build 3; Postprocessing SW: SEMCAD, V1.8 Build 130

Middle Channel-5800 TURBO/Area Scan (11x13x1): Measurement grid: dx=10mm, dy=10mm
Maximum value of SAR (measured) = 0.206 mW/g

Middle Channel-5800 TURBO/Zoom Scan (8x8x8)/Cube 0: Measurement grid: dx=4.3mm, dy=4.3mm, dz=3mm
Reference Value = 5.24 V/m
Peak SAR (extrapolated) = 0.725 W/kg
SAR(1 g) = 0.190 mW/g; SAR(10 g) = 0.150 mW/g
Maximum value of SAR (measured) = 0.234 mW/g

Middle Channel-5800 TURBO/Zoom Scan (8x8x8)/Cube 1: Measurement grid: dx=4.3mm, dy=4.3mm, dz=3mm
Reference Value = 5.24 V/m
Peak SAR (extrapolated) = 0.598 W/kg
SAR(1 g) = 0. 158 mW/g; SAR(10 g) = 0.122 mW/g
Maximum value of SAR (measured) = 0.193 mW/g

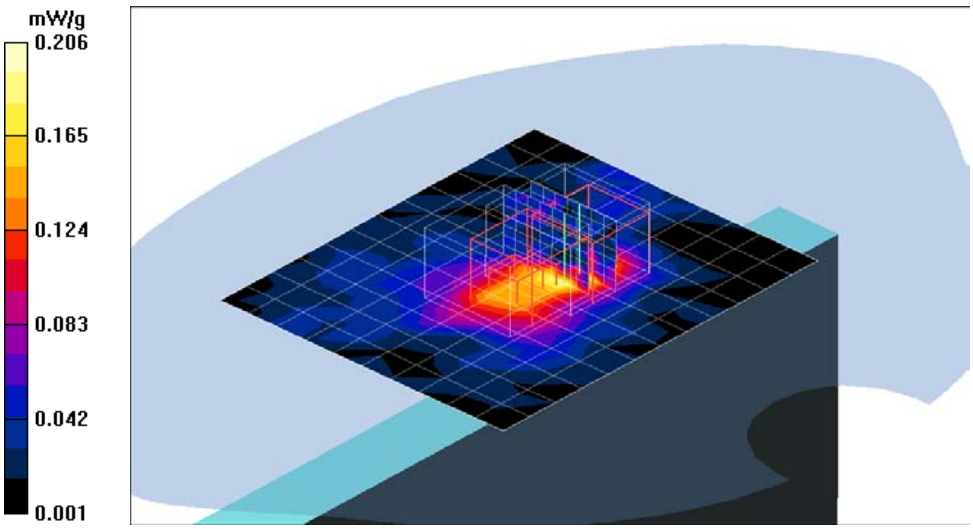

Date/Time: 03/10/05 21:10:22

Test Laboratory: Advance Data Technology

WMIA-123AG47-Mode 19 Tip 15mm 11a normal (Antenna 2)

DUT: Table PC; Type: WMIA-123AG47; Serial: N/A

Communication System: 802.11A; Frequency: 5180 MHz;Duty Cycle: 1:1
Medium parameters used: f = 5180 MHz; σ = 5.34 mho/m; ε_r = 47.4; ρ = 1000 kg/m^3
Air Temperature:24 deg C;Liquid Temperature:22 deg C
Area scan setting: Find secondary maxima within 2 dB, and with a peak SAR value greater than 0.0012 mW/g
Zoom scan setting: Maximum number of cubes to measure is 2
Phantom section: Flat Section

DASY4 Configuration:

- Probe: EX3DV3 - SN3506 ; ConvF(4.57, 4.57, 4.57) ; Calibrated: 2004/3/19
- Sensor-Surface: 4mm (Mechanical Surface Detection)
- Electronics: DAE3 Sn510 ; Calibrated: 2004/8/17
- Phantom: SAM 12; Type: SAM V4.0; Serial: TP-1202
- Measurement SW: DASY4, V4.4 Build 3; Postprocessing SW: SEMCAD, V1.8 Build 130

Low Channel-5180/Area Scan (11x14x1): Measurement grid: dx=10mm, dy=10mm
Maximum value of SAR (measured) = 0.177 mW/g

Low Channel-5180/Zoom Scan (8x8x8)/Cube 0: Measurement grid: dx=4.3mm, dy=4.3mm, dz=3mm
Reference Value = 5.22 V/m
Peak SAR (extrapolated) = 0.350 W/kg
SAR(1 g) = 0.141 mW/g; SAR(10 g) = 0.098 mW/g
Maximum value of SAR (measured) = 0.180 mW/g

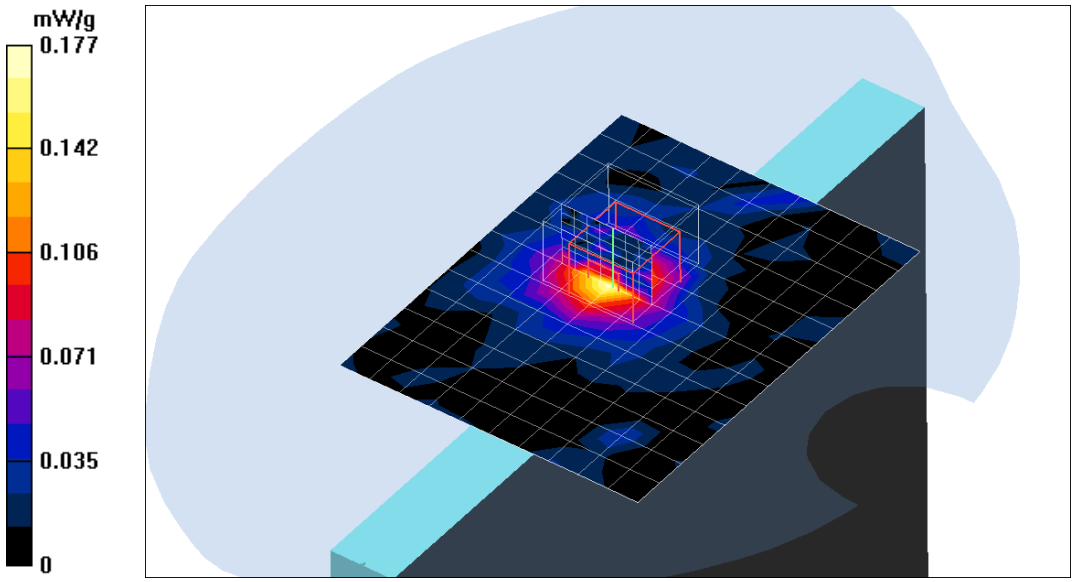

Date/Time: 03/10/05 21:32:17

Test Laboratory: Advance Data Technology

WMIA-123AG47-Mode 19 Tip 15mm 11a normal (Antenna 2)

DUT: Table PC; Type: WMIA-123AG47; Serial: N/A

Communication System: 802.11A; Frequency: 5240 MHz;Duty Cycle: 1:1
Medium parameters used: f = 5240 MHz; σ = 5.42 mho/m; ε_r = 47.3; ρ = 1000 kg/m^3
Air Temperature:24 deg C;Liquid Temperature:22 deg C
Area scan setting: Find secondary maxima within 2 dB, and with a peak SAR value greater than 0.0012 mW/g
Zoom scan setting: Maximum number of cubes to measure is 2
Phantom section: Flat Section

DASY4 Configuration:

- Probe: EX3DV3 - SN3506 ; ConvF(4.57, 4.57, 4.57) ; Calibrated: 2004/3/19
- Sensor-Surface: 4mm (Mechanical Surface Detection)
- Electronics: DAE3 Sn510 ; Calibrated: 2004/8/17
- Phantom: SAM 12; Type: SAM V4.0; Serial: TP-1202
- Measurement SW: DASY4, V4.4 Build 3; Postprocessing SW: SEMCAD, V1.8 Build 130

Middle Channel-5240/Area Scan (11x13x1): Measurement grid: dx=10mm, dy=10mm
Maximum value of SAR (measured) = 0.187 mW/g

Middle Channel-5240/Zoom Scan (8x8x8)/Cube 0: Measurement grid: dx=4.3mm, dy=4.3mm, dz=3mm
Reference Value = 5.44 V/m
Peak SAR (extrapolated) = 0.342 W/kg
SAR(1 g) = 0.138 mW/g; SAR(10 g) = 0.094 mW/g
Maximum value of SAR (measured) = 0.189 mW/g

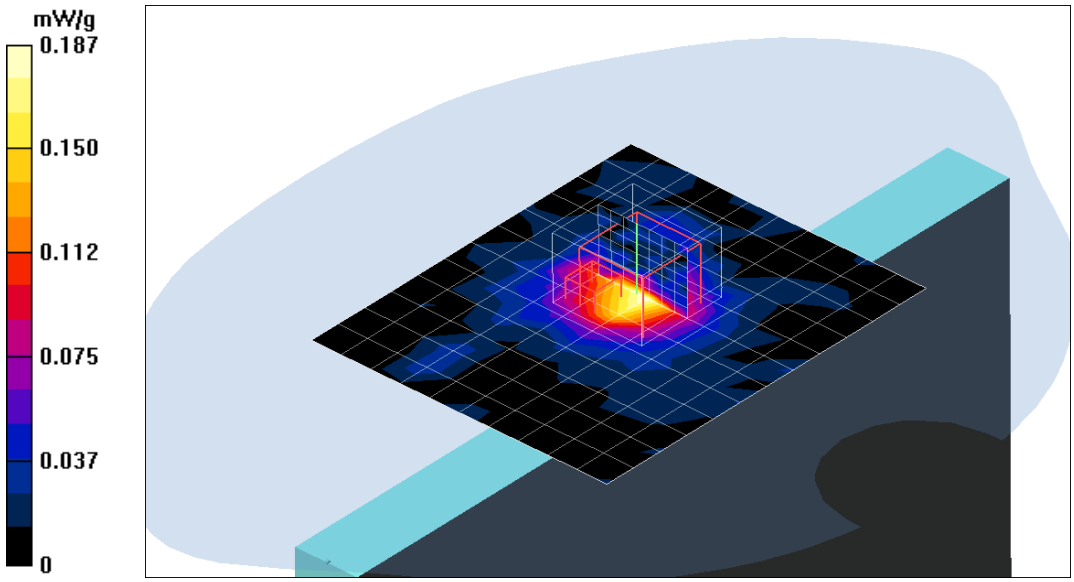

Date/Time: 03/10/05 21:55:23

Test Laboratory: Advance Data Technology

WMIA-123AG47-Mode 19 Tip 15mm 11a normal (Antenna 2)

DUT: Table PC; Type: WMIA-123AG47; Serial: N/A

Communication System: 802.11A; Frequency: 5260 MHz;Duty Cycle: 1:1
Medium parameters used: f = 5260 MHz; σ = 5.42 mho/m; ε_r = 47.3; ρ = 1000 kg/m^3
Air Temperature:24 deg C;Liquid Temperature:22 deg C
Area scan setting: Find secondary maxima within 2 dB, and with a peak SAR value greater than 0.0012 mW/g
Zoom scan setting: Maximum number of cubes to measure is 2
Phantom section: Flat Section

DASY4 Configuration:

- Probe: EX3DV3 - SN3506 ; ConvF(4.57, 4.57, 4.57) ; Calibrated: 2004/3/19
- Sensor-Surface: 4mm (Mechanical Surface Detection)
- Electronics: DAE3 Sn510 ; Calibrated: 2004/8/17
- Phantom: SAM 12; Type: SAM V4.0; Serial: TP-1202
- Measurement SW: DASY4, V4.4 Build 3; Postprocessing SW: SEMCAD, V1.8 Build 130

Middle Channel-5260/Area Scan (11x12x1): Measurement grid: dx=10mm, dy=10mm
Maximum value of SAR (measured) = 0.193 mW/g

Middle Channel-5260/Zoom Scan (8x8x8)/Cube 0: Measurement grid: dx=4.3mm, dy=4.3mm, dz=3mm
Reference Value = 5.92 V/m
Peak SAR (extrapolated) = 0.441 W/kg
SAR(1 g) = 0.149 mW/g; SAR(10 g) = 0.095 mW/g
Maximum value of SAR (measured) = 0.199 mW/g

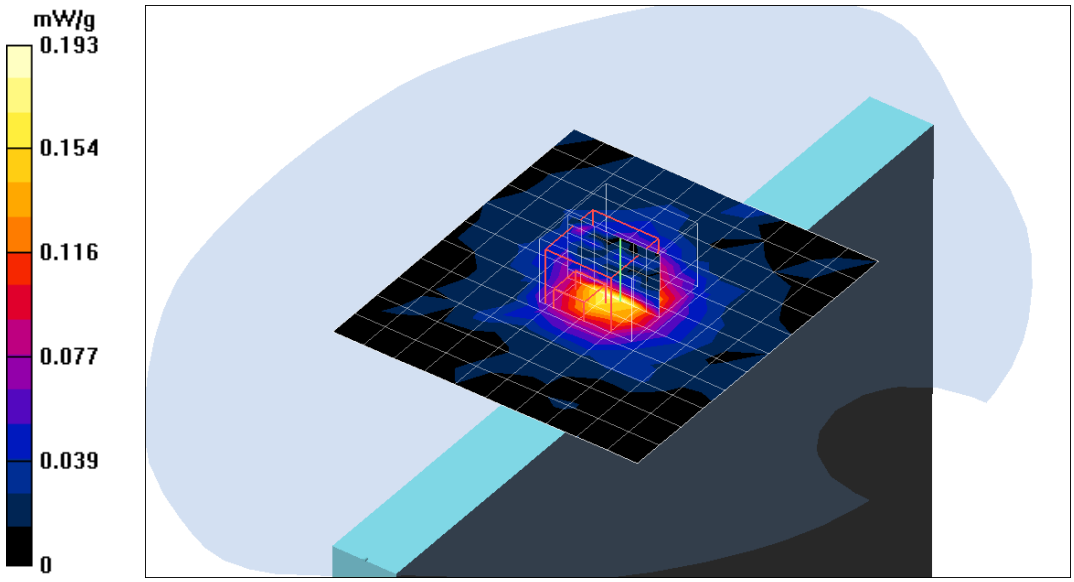

Date/Time: 03/10/05 22:18:13

Test Laboratory: Advance Data Technology

WMIA-123AG47-Mode 19 Tip 15mm 11a normal (Antenna 2)

DUT: Table PC; Type: WMIA-123AG47; Serial: N/A

Communication System: 802.11A; Frequency: 5320 MHz;Duty Cycle: 1:1
Medium parameters used: f = 5320 MHz; σ = 5.42 mho/m; ε_r = 47.3; ρ = 1000 kg/m^3
Air Temperature:24 deg C;Liquid Temperature:22 deg C
Area scan setting: Find secondary maxima within 2 dB, and with a peak SAR value greater than 0.0012 mW/g
Zoom scan setting: Maximum number of cubes to measure is 2
Phantom section: Flat Section

DASY4 Configuration:

- Probe: EX3DV3 - SN3506 ; ConvF(4.57, 4.57, 4.57) ; Calibrated: 2004/3/19
- Sensor-Surface: 4mm (Mechanical Surface Detection)
- Electronics: DAE3 Sn510 ; Calibrated: 2004/8/17
- Phantom: SAM 12; Type: SAM V4.0; Serial: TP-1202
- Measurement SW: DASY4, V4.4 Build 3; Postprocessing SW: SEMCAD, V1.8 Build 130

Middle Channel-5320/Area Scan (10x11x1): Measurement grid: dx=10mm, dy=10mm
Maximum value of SAR (measured) = 0.201 mW/g

Middle Channel-5320/Zoom Scan (8x8x8)/Cube 0: Measurement grid: dx=4.3mm, dy=4.3mm, dz=3mm
Reference Value = 6.42 V/m
Peak SAR (extrapolated) = 0.458 W/kg
SAR(1 g) = 0.174 mW/g; SAR(10 g) = 0.119 mW/g
Maximum value of SAR (measured) = 0.227 mW/g

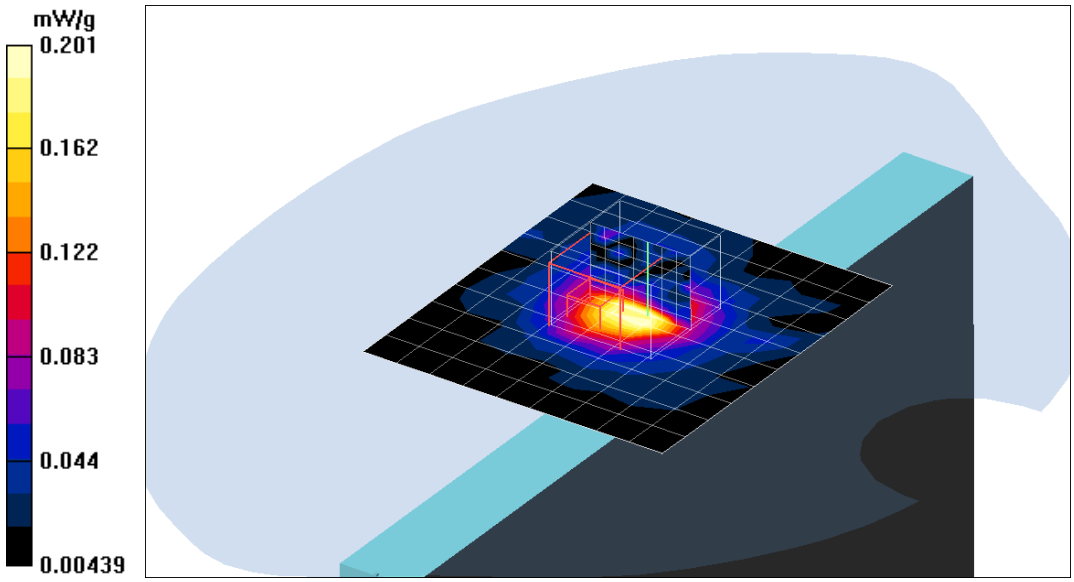

Date/Time: 03/10/05 22:41:26

Test Laboratory: Advance Data Technology

WMIA-123AG47-Mode 19 Tip 15mm 11a normal (Antenna 2)

DUT: Table PC; Type: WMIA-123AG47; Serial: N/A

Communication System: 802.11A; Frequency: 5745 MHz;Duty Cycle: 1:1
Medium parameters used: f = 5745 MHz; σ = 6.12 mho/m; ε_r = 46.3; ρ = 1000 kg/m^3
Air Temperature:24 deg C;Liquid Temperature:22 deg C
Area scan setting: Find secondary maxima within 2 dB, and with a peak SAR value greater than 0.0012 mW/g
Zoom scan setting: Maximum number of cubes to measure is 2
Phantom section: Flat Section

DASY4 Configuration:

- Probe: EX3DV3 - SN3506 ; ConvF(4.19, 4.19, 4.19) ; Calibrated: 2004/3/19
- Sensor-Surface: 4mm (Mechanical Surface Detection)
- Electronics: DAE3 Sn510 ; Calibrated: 2004/8/17
- Phantom: SAM 12; Type: SAM V4.0; Serial: TP-1202
- Measurement SW: DASY4, V4.4 Build 3; Postprocessing SW: SEMCAD, V1.8 Build 130

Middle Channel-5745/Area Scan (10x11x1): Measurement grid: dx=10mm, dy=10mm
Maximum value of SAR (measured) = 0.164 mW/g

Middle Channel-5745/Zoom Scan (8x8x8)/Cube 0: Measurement grid: dx=4.3mm, dy=4.3mm, dz=3mm
Reference Value = 5.52 V/m
Peak SAR (extrapolated) = 0.354 W/kg
SAR(1 g) = 0.147mW/g; SAR(10 g) = 0.120 mW/g
Maximum value of SAR (measured) = 0.190 mW/g

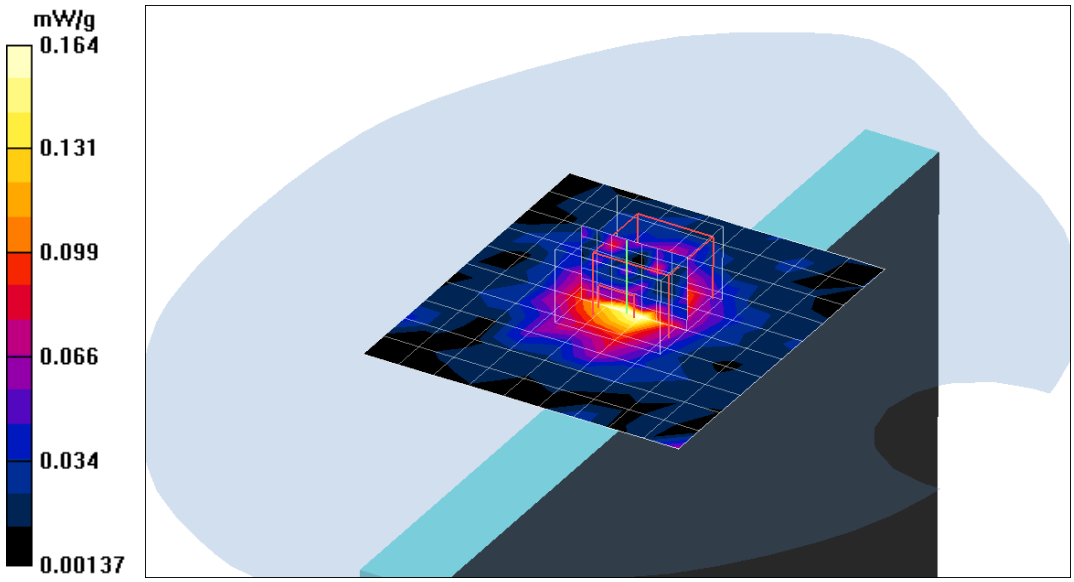

Date/Time: 03/10/05 23:03:09

Test Laboratory: Advance Data Technology

WMIA-123AG47-Mode 19 Tip 15mm 11a normal (Antenna 2)

DUT: Table PC; Type: WMIA-123AG47; Serial: N/A

Communication System: 802.11A; Frequency: 5785 MHz;Duty Cycle: 1:1
Medium parameters used: f = 5785 MHz; σ = 6.2 mho/m; ε_r = 46.2; ρ = 1000 kg/m^3
Air Temperature:24 deg C;Liquid Temperature:22 deg C
Area scan setting: Find secondary maxima within 2 dB, and with a peak SAR value greater than 0.0012 mW/g
Zoom scan setting: Maximum number of cubes to measure is 2
Phantom section: Flat Section

DASY4 Configuration:

- Probe: EX3DV3 - SN3506 ; ConvF(4.19, 4.19, 4.19) ; Calibrated: 2004/3/19
- Sensor-Surface: 4mm (Mechanical Surface Detection)
- Electronics: DAE3 Sn510 ; Calibrated: 2004/8/17
- Phantom: SAM 12; Type: SAM V4.0; Serial: TP-1202
- Measurement SW: DASY4, V4.4 Build 3; Postprocessing SW: SEMCAD, V1.8 Build 130

Middle Channel-5785/Area Scan (10x13x1): Measurement grid: dx=10mm, dy=10mm
Maximum value of SAR (measured) = 0.194 mW/g

Middle Channel-5785/Zoom Scan (8x8x8)/Cube 0: Measurement grid: dx=4.3mm, dy=4.3mm, dz=3mm
Reference Value = 5.65 V/m
Peak SAR (extrapolated) = 0.270 W/kg
SAR(1 g) = 0.160mW/g; SAR(10 g) = 0.130 mW/g
Maximum value of SAR (measured) = 0.199 mW/g

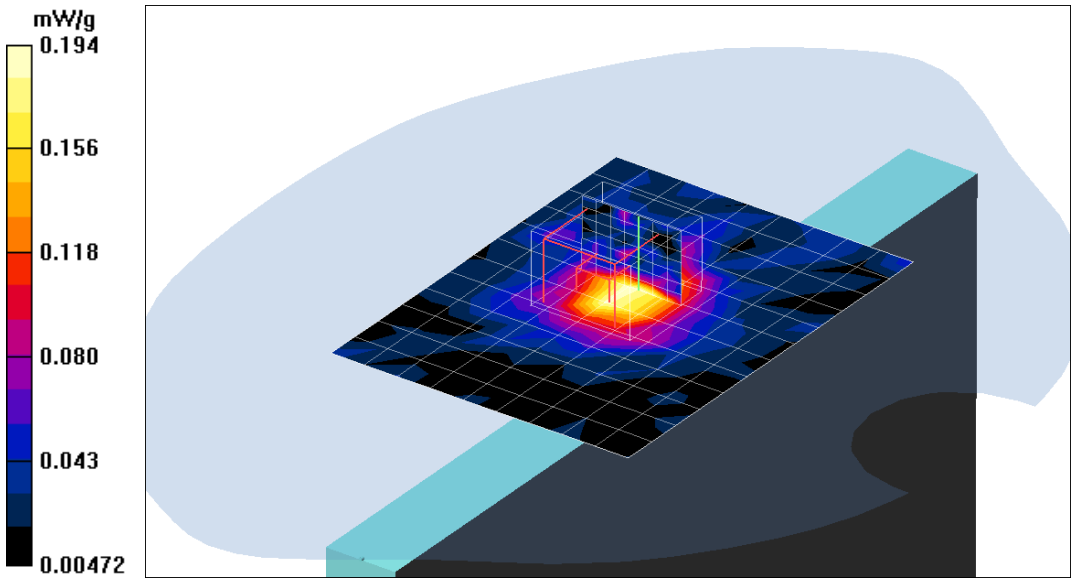

Date/Time: 03/10/05 23:25:56

Test Laboratory: Advance Data Technology

WMIA-123AG47-Mode 19 Tip 15mm 11a normal (Antenna 2)

DUT: Table PC; Type: WMIA-123AG47; Serial: N/A

Communication System: 802.11A; Frequency: 5825 MHz;Duty Cycle: 1:1
Medium parameters used: f = 5825 MHz; σ = 6.24 mho/m; ε_r = 46.1; ρ = 1000 kg/m^3
Air Temperature:24 deg C;Liquid Temperature:22 deg C
Area scan setting: Find secondary maxima within 2 dB, and with a peak SAR value greater than 0.0012 mW/g
Zoom scan setting: Maximum number of cubes to measure is 2
Phantom section: Flat Section

DASY4 Configuration:

- Probe: EX3DV3 - SN3506 ; ConvF(4.19, 4.19, 4.19) ; Calibrated: 2004/3/19
- Sensor-Surface: 4mm (Mechanical Surface Detection)
- Electronics: DAE3 Sn510 ; Calibrated: 2004/8/17
- Phantom: SAM 12; Type: SAM V4.0; Serial: TP-1202
- Measurement SW: DASY4, V4.4 Build 3; Postprocessing SW: SEMCAD, V1.8 Build 130

High Channel-5825/Area Scan (9x13x1): Measurement grid: dx=10mm, dy=10mm
Maximum value of SAR (measured) = 0.172 mW/g

High Channel-5825/Zoom Scan (8x8x8)/Cube 0: Measurement grid: dx=4.3mm, dy=4.3mm, dz=3mm
Reference Value = 4.67 V/m
Peak SAR (extrapolated) = 0.332 W/kg
SAR(1 g) = 0.210 mW/g; SAR(10 g) = 0.150 mW/g
Maximum value of SAR (measured) = 0.222 mW/g

High Channel-5825/Zoom Scan (8x8x8)/Cube 1: Measurement grid: dx=4.3mm, dy=4.3mm, dz=3mm
Reference Value = 4.67 V/m
Peak SAR (extrapolated) = 0.293 W/kg
SAR(1 g) = 0.186 mW/g; SAR(10 g) = 0.130 mW/g
Maximum value of SAR (measured) = 0.196 mW/g

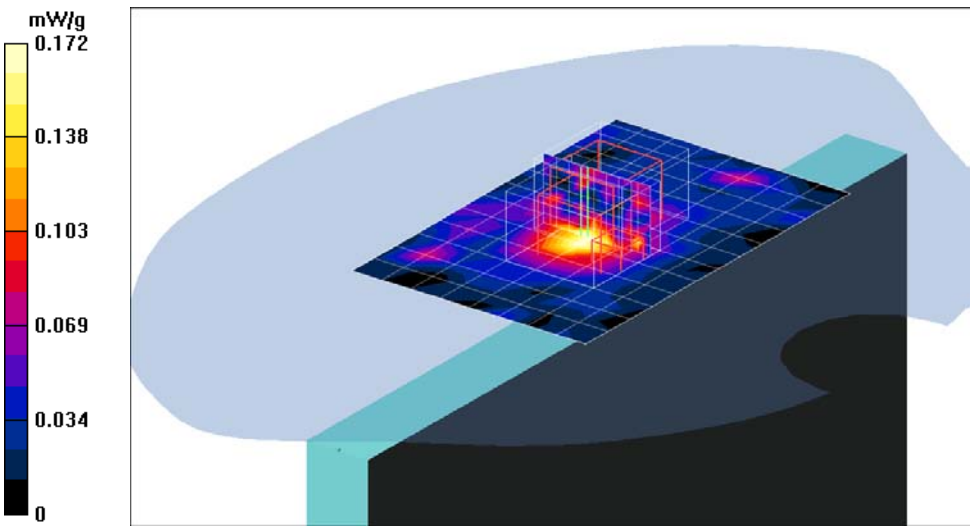

Date/Time: 03/10/05 23:47:09

Test Laboratory: Advance Data Technology

WMIA-123AG47-Mode 20 Tip 15mm 11a turbo (Antenna 2)

DUT: Table PC; Type: WMIA-123AG47; Serial: N/A

Communication System: 802.11A; Frequency: 5210 MHz;Duty Cycle: 1:1
Medium parameters used: f = 5210 MHz; σ = 5.38 mho/m; ε_r = 47.3; ρ = 1000 kg/m^3
Air Temperature:24 deg C;Liquid Temperature:22 deg C
Area scan setting: Find secondary maxima within 2 dB, and with a peak SAR value greater than 0.0012 mW/g
Zoom scan setting: Maximum number of cubes to measure is 2
Phantom section: Flat Section

DASY4 Configuration:

- Probe: EX3DV3 - SN3506 ; ConvF(4.57, 4.57, 4.57) ; Calibrated: 2004/3/19
- Sensor-Surface: 4mm (Mechanical Surface Detection)
- Electronics: DAE3 Sn510 ; Calibrated: 2004/8/17
- Phantom: SAM 12; Type: SAM V4.0; Serial: TP-1202
- Measurement SW: DASY4, V4.4 Build 3; Postprocessing SW: SEMCAD, V1.8 Build 130

Middle Channel-5210 TURBO/Area Scan (9x11x1): Measurement grid: dx=10mm, dy=10mm
Maximum value of SAR (measured) = 0.193 mW/g

Middle Channel-5210 TURBO/Zoom Scan (8x8x8)/Cube 0: Measurement grid: dx=4.3mm, dy=4.3mm, dz=3mm
Reference Value = 6.09 V/m
Peak SAR (extrapolated) = 0.489 W/kg
SAR(1 g) = 0.157 mW/g; SAR(10 g) = 0.102 mW/g
Maximum value of SAR (measured) = 0.214 mW/g

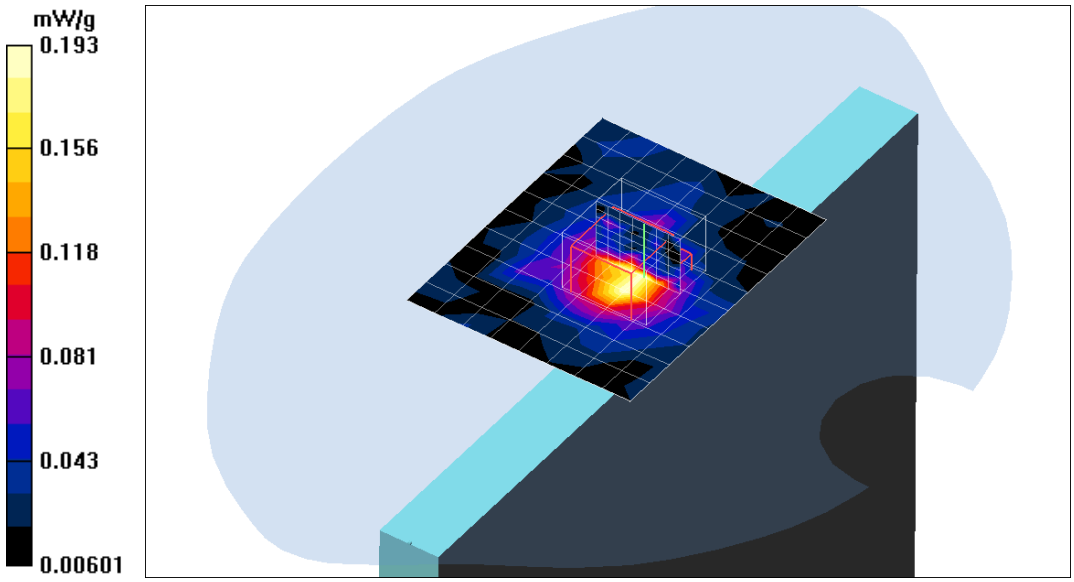

Date/Time: 03/11/05 00:30:15

Test Laboratory: Advance Data Technology

WMIA-123AG47-Mode 20 Tip 15mm 11a turbo (Antenna 2)

DUT: Table PC; Type: WMIA-123AG47; Serial: N/A

Communication System: 802.11A; Frequency: 5250 MHz;Duty Cycle: 1:1
Medium parameters used: f = 5250 MHz; σ = 5.43 mho/m; ε_r = 47.2; ρ = 1000 kg/m^3
Air Temperature:24 deg C;Liquid Temperature:22 deg C
Area scan setting: Find secondary maxima within 2 dB, and with a peak SAR value greater than 0.0012 mW/g
Zoom scan setting: Maximum number of cubes to measure is 2
Phantom section: Flat Section

DASY4 Configuration:

- Probe: EX3DV3 - SN3506 ; ConvF(4.57, 4.57, 4.57) ; Calibrated: 2004/3/19
- Sensor-Surface: 4mm (Mechanical Surface Detection)
- Electronics: DAE3 Sn510 ; Calibrated: 2004/8/17
- Phantom: SAM 12; Type: SAM V4.0; Serial: TP-1202
- Measurement SW: DASY4, V4.4 Build 3; Postprocessing SW: SEMCAD, V1.8 Build 130

Middle Channel-5250 TURBO/Area Scan (10x12x1): Measurement grid: dx=10mm, dy=10mm
Maximum value of SAR (measured) = 0.245 mW/g

Middle Channel-5250 TURBO/Zoom Scan (8x8x8)/Cube 0: Measurement grid: dx=4.3mm, dy=4.3mm, dz=3mm
Reference Value = 6.12 V/m
Peak SAR (extrapolated) = 0.440 W/kg
SAR(1 g) = 0.169 mW/g; SAR(10 g) = 0.106 mW/g
Maximum value of SAR (measured) = 0.228 mW/g

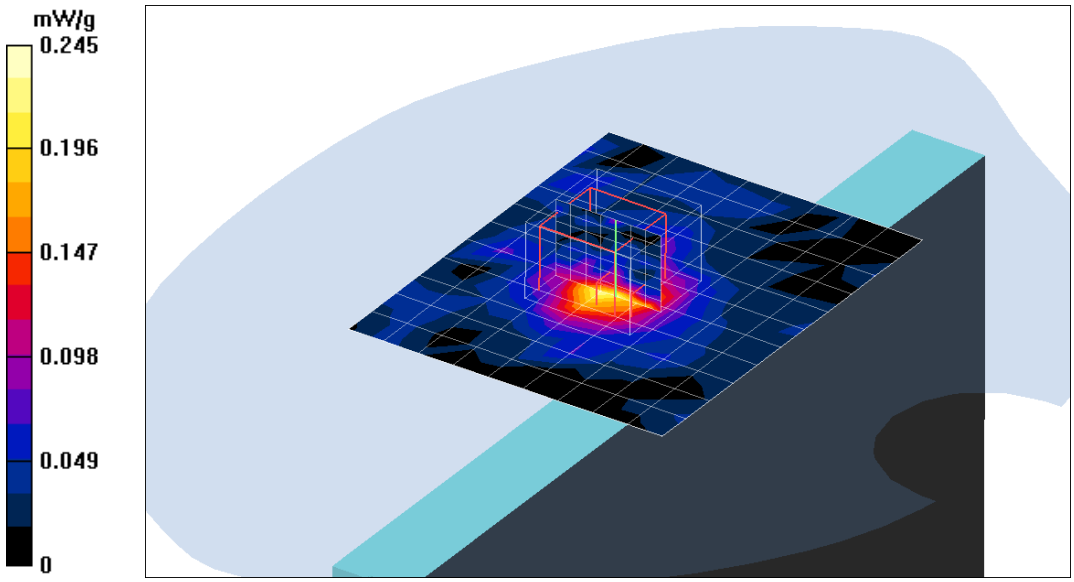

Date/Time: 03/11/05 00:53:28

Test Laboratory: Advance Data Technology

WMIA-123AG47-Mode 20 Tip 15mm 11a turbo (Antenna 2)

DUT: Table PC; Type: WMIA-123AG47; Serial: N/A

Communication System: 802.11A; Frequency: 5290 MHz;Duty Cycle: 1:1
Medium parameters used: f = 5290 MHz; σ = 5.43 mho/m; ε_r = 47.2; ρ = 1000 kg/m^3
Air Temperature:24 deg C;Liquid Temperature:22 deg C
Area scan setting: Find secondary maxima within 2 dB, and with a peak SAR value greater than 0.0012 mW/g
Zoom scan setting: Maximum number of cubes to measure is 2
Phantom section: Flat Section

DASY4 Configuration:

- Probe: EX3DV3 - SN3506 ; ConvF(4.57, 4.57, 4.57) ; Calibrated: 2004/3/19
- Sensor-Surface: 4mm (Mechanical Surface Detection)
- Electronics: DAE3 Sn510 ; Calibrated: 2004/8/17
- Phantom: SAM 12; Type: SAM V4.0; Serial: TP-1202
- Measurement SW: DASY4, V4.4 Build 3; Postprocessing SW: SEMCAD, V1.8 Build 130

Middle Channel-5290 TURBO/Area Scan (10x12x1): Measurement grid: dx=10mm, dy=10mm
Maximum value of SAR (measured) = 0.229 mW/g

Middle Channel-5290 TURBO/Zoom Scan (8x8x8)/Cube 0: Measurement grid: dx=4.3mm, dy=4.3mm, dz=3mm
Reference Value = 5.72 V/m
Peak SAR (extrapolated) = 0.362 W/kg
SAR(1 g) = 0.157 mW/g; SAR(10 g) = 0.097 mW/g
Maximum value of SAR (measured) = 0.233 mW/g

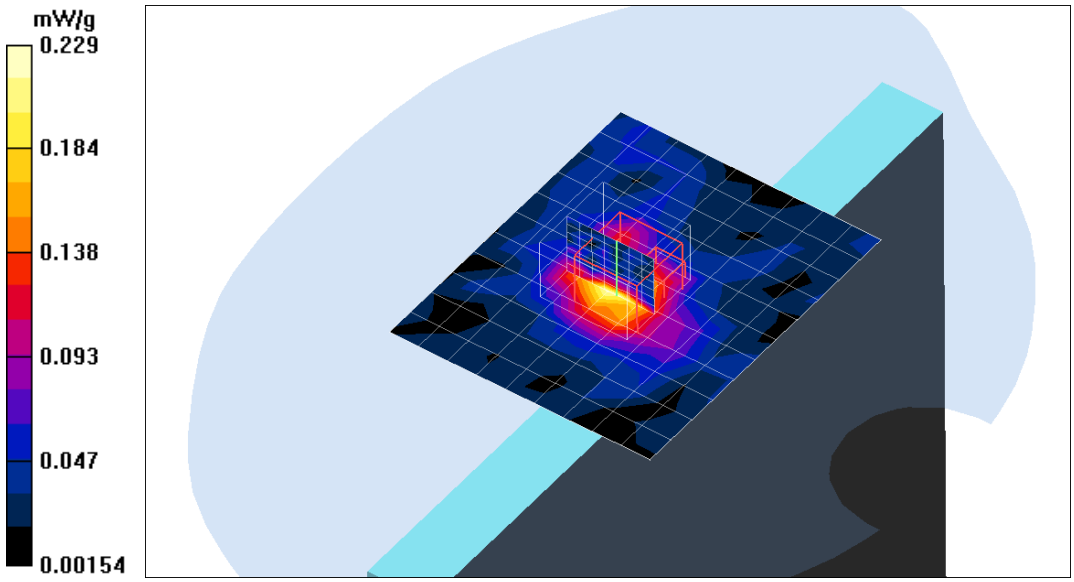

Date/Time: 03/11/05 01:22:36

Test Laboratory: Advance Data Technology

WMIA-123AG47-Mode 20 Tip 15mm 11a turbo (Antenna 2)

DUT: Table PC; Type: WMIA-123AG47; Serial: N/A

Communication System: 802.11A; Frequency: 5760 MHz;Duty Cycle: 1:1
Medium parameters used: f = 5760 MHz; σ = 6.14 mho/m; ε_r = 46.2; ρ = 1000 kg/m^3
Air Temperature:24 deg C;Liquid Temperature:22 deg C
Area scan setting: Find secondary maxima within 2 dB, and with a peak SAR value greater than 0.0012 mW/g
Zoom scan setting: Maximum number of cubes to measure is 2
Phantom section: Flat Section

DASY4 Configuration:

- Probe: EX3DV3 - SN3506 ; ConvF(4.19, 4.19, 4.19) ; Calibrated: 2004/3/19
- Sensor-Surface: 4mm (Mechanical Surface Detection)
- Electronics: DAE3 Sn510 ; Calibrated: 2004/8/17
- Phantom: SAM 12; Type: SAM V4.0; Serial: TP-1202
- Measurement SW: DASY4, V4.4 Build 3; Postprocessing SW: SEMCAD, V1.8 Build 130

Middle Channel-5760 TURBO/Area Scan (10x13x1): Measurement grid: dx=10mm, dy=10mm
Maximum value of SAR (measured) = 0.251 mW/g

Middle Channel-5760 TURBO/Zoom Scan (8x8x8)/Cube 0: Measurement grid: dx=4.3mm, dy=4.3mm, dz=3mm
Reference Value = 5.35 V/m
Peak SAR (extrapolated) = 0.418 W/kg
SAR(1 g) = 0. 210 mW/g; SAR(10 g) = 0.180 mW/g
Maximum value of SAR (measured) = 0.265 mW/g

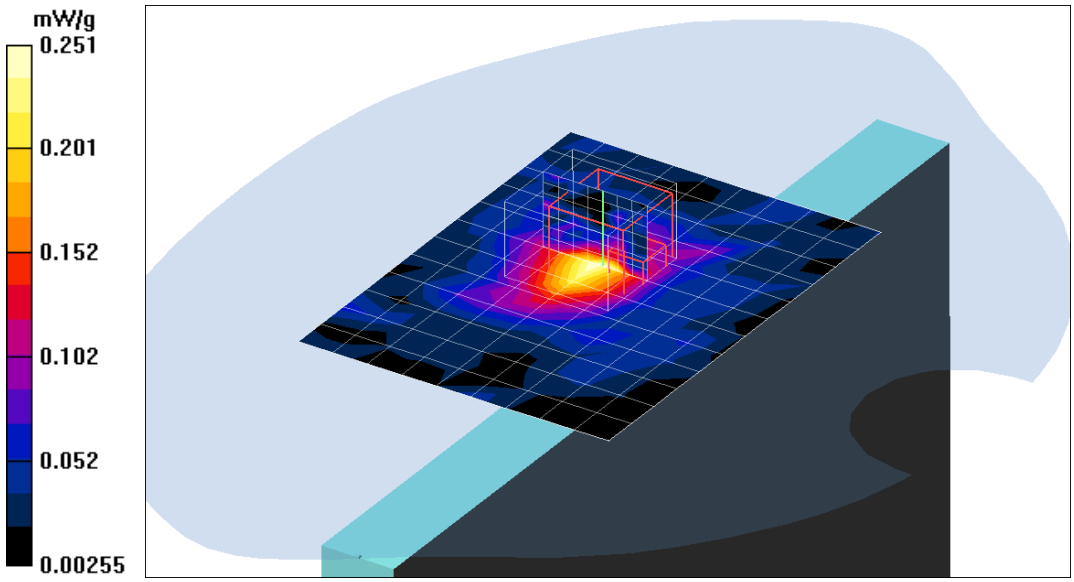

Date/Time: 03/11/05 01:45:58

Test Laboratory: Advance Data Technology

WMIA-123AG47-Mode 20 Tip 15mm 11a turbo (Antenna 2)

DUT: Table PC; Type: WMIA-123AG47; Serial: N/A

Communication System: 802.11A; Frequency: 5800 MHz;Duty Cycle: 1:1
Medium parameters used: f = 5800 MHz; σ = 6.21 mho/m; ε_r = 46.2; ρ = 1000 kg/m^3
Air Temperature:24 deg C;Liquid Temperature:22 deg C
Area scan setting: Find secondary maxima within 2 dB, and with a peak SAR value greater than 0.0012 mW/g
Zoom scan setting: Maximum number of cubes to measure is 2
Phantom section: Flat Section

DASY4 Configuration:

- Probe: EX3DV3 - SN3506 ; ConvF(4.19, 4.19, 4.19) ; Calibrated: 2004/3/19
- Sensor-Surface: 4mm (Mechanical Surface Detection)
- Electronics: DAE3 Sn510 ; Calibrated: 2004/8/17
- Phantom: SAM 12; Type: SAM V4.0; Serial: TP-1202
- Measurement SW: DASY4, V4.4 Build 3; Postprocessing SW: SEMCAD, V1.8 Build 130

Middle Channel-5800 TURBO/Area Scan (10x13x1): Measurement grid: dx=10mm, dy=10mm
Maximum value of SAR (measured) = 0.197 mW/g

Middle Channel-5800 TURBO/Zoom Scan (8x8x8)/Cube 0: Measurement grid: dx=4.3mm, dy=4.3mm, dz=3mm
Reference Value = 5.27 V/m
Peak SAR (extrapolated) = 0.707 W/kg
SAR(1 g) = 0.187 mW/g; SAR(10 g) = 0.186 mW/g
Maximum value of SAR (measured) = 0.228 mW/g

Middle Channel-5800 TURBO/Zoom Scan (8x8x8)/Cube 1: Measurement grid: dx=4.3mm, dy=4.3mm, dz=3mm
Reference Value = 5.27 V/m
Peak SAR (extrapolated) = 0.787 W/kg
SAR(1 g) = 0.207 mW/g; SAR(10 g) = 0.160 mW/g
Maximum value of SAR (measured) = 0.254 mW/g

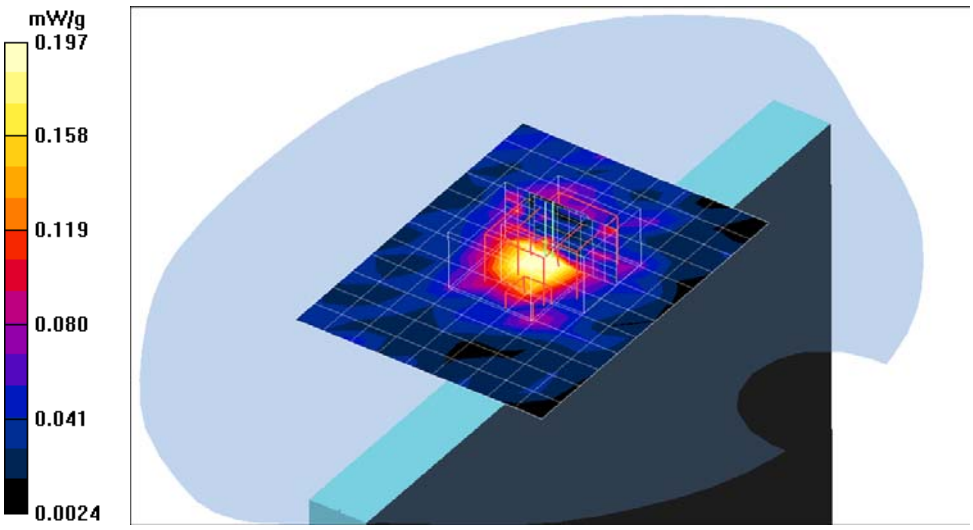

Date/Time: 2005/6/24 09:15:06

Test Laboratory: Advance Data Technology

WMIA-123AG47-Mode 21 Tip 0mm 11a normal (Antenna 1)

DUT: Table PC ; Type: WMIA-123AG47 ; Test Frequency: 5180 MHz
Communication System: 802.11a ; Frequency: 5180 MHz ; Duty Cycle: 1:1 ; Modulation type: OFDM
Medium: MSL5800 Medium parameters used: f = 5180 MHz; σ = 5.28 mho/m; ε_r = 48.1; ρ = 1000 kg/m^3 ; Liquid level : 150mm
Phantom section: Flat Section ; Separation distance : 0 mm (The bottom side of the EUT to the Phantom)
Antenna type : Internal Antenna ; Air temp. : 22.0 degrees ; Liquid temp. : 21.0 degrees
DASY4 Configuration:
- Probe: EX3DV3 - SN3506 ; ConvF(4.57, 4.57, 4.57) ; Calibrated: 2004/3/19
- Sensor-Surface: 4mm (Mechanical Surface Detection)
- Electronics: DAE3 Sn579 ; Calibrated: 2005/3/23
- Phantom: SAM 12 ; Type: SAM V4.0 ; Serial: TP 1202
- Measurement SW: DASY4, V4.5 Build 19 ; Postprocessing SW: SEMCAD, V1.8 Build 146

Low Channel 5180/Area Scan (5x7x1): Measurement grid: dx=10mm, dy=10mm
Maximum value of SAR (measured) = 0.464 mW/g

Low Channel 5180/Zoom Scan (7x7x7)/Cube 0: Measurement grid: dx=4.3mm, dy=4.3mm, dz=3mm
Reference Value = 9.83 V/m
Peak SAR (extrapolated) = 1.32 W/kg

SAR(1 g) = 0.481 mW/g; SAR(10 g) = 0.204 mW/g
Maximum value of SAR (measured) = 0.586 mW/g

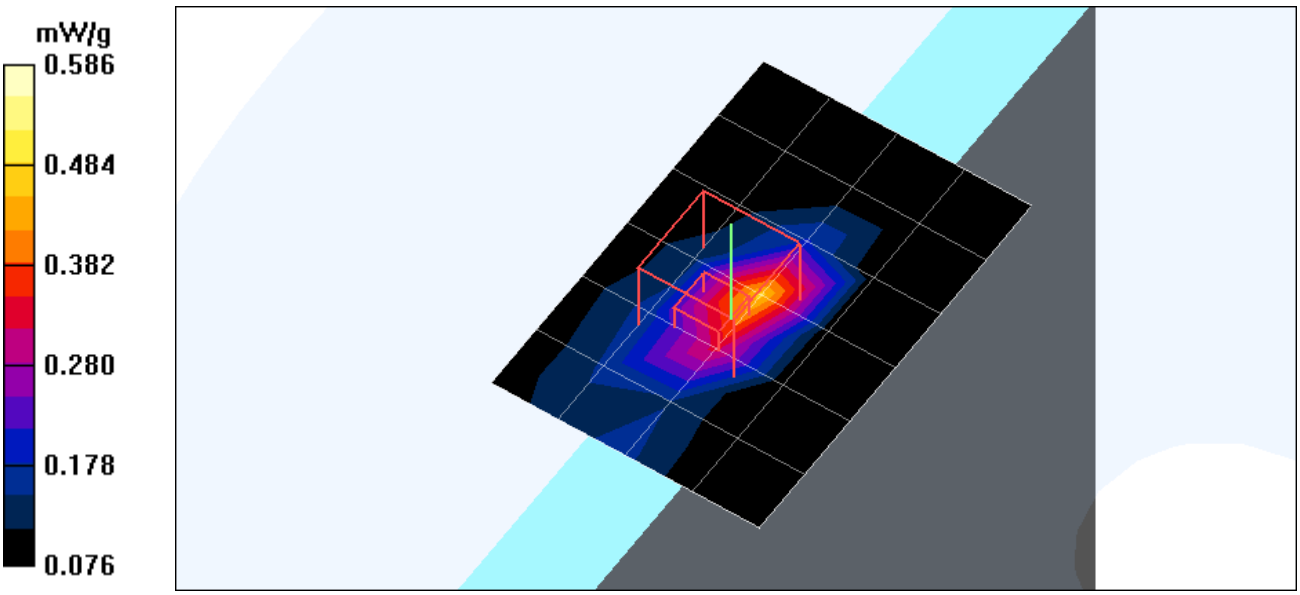

Date/Time: 2005/6/24 09:39:15

Test Laboratory: Advance Data Technology

WMIA-123AG47-Mode 21 Tip 0mm 11a normal (Antenna 1)

DUT: Table PC ; Type: WMIA-123AG47 ; Test Frequency: 5240 MHz
Communication System: 802.11a ; Frequency: 5240 MHz ; Duty Cycle: 1:1 ; Modulation type: OFDM
Medium: MSL5800 Medium parameters used: f = 5240 MHz; σ = 5.38 mho/m; ε_r = 48; ρ = 1000 kg/m^3 ; Liquid level : 150mm
Phantom section: Flat Section ; Separation distance : 0 mm (The bottom side of the EUT to the Phantom)
Antenna type : Internal Antenna ; Air temp. : 22.0 degrees ; Liquid temp. : 21.0 degrees
DASY4 Configuration:
- Probe: EX3DV3 - SN3506 ; ConvF(4.57, 4.57, 4.57) ; Calibrated: 2004/3/19
- Sensor-Surface: 4mm (Mechanical Surface Detection)
- Electronics: DAE3 Sn579 ; Calibrated: 2005/3/23
- Phantom: SAM 12 ; Type: SAM V4.0 ; Serial: TP 1202
- Measurement SW: DASY4, V4.5 Build 19 ; Postprocessing SW: SEMCAD, V1.8 Build 146

Mid Channel 5240/Area Scan (5x7x1): Measurement grid: dx=10mm, dy=10mm
Maximum value of SAR (measured) = 0.463 mW/g

Mid Channel 5240/Zoom Scan (7x7x7)/Cube 0: Measurement grid: dx=4.3mm, dy=4.3mm, dz=3mm
Reference Value = 9.57 V/m
Peak SAR (extrapolated) = 1.63 W/kg

SAR(1 g) = 0.579 mW/g; SAR(10 g) = 0.230 mW/g
Maximum value of SAR (measured) = 0.728 mW/g

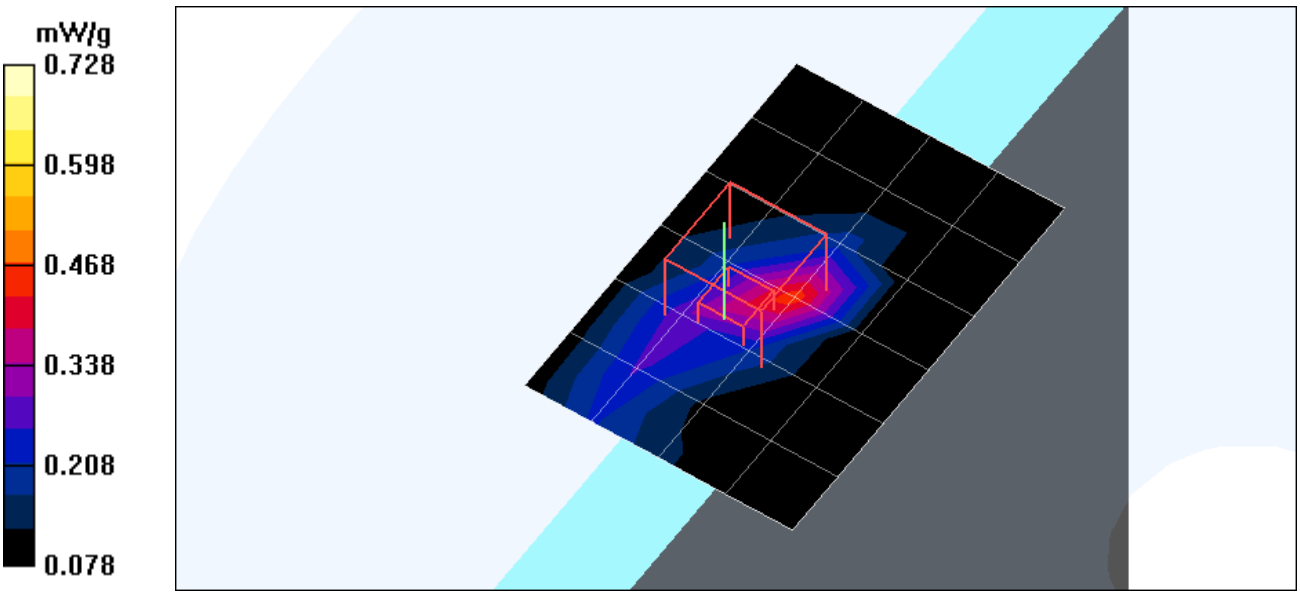

Date/Time: 2005/6/24 10:02:37

Test Laboratory: Advance Data Technology

WMIA-123AG47-Mode 21 Tip 0mm 11a normal (Antenna 1)

DUT: Table PC ; Type: WMIA-123AG47 ; Test Frequency: 5260 MHz
Communication System: 802.11a ; Frequency: 5260 MHz ; Duty Cycle: 1:1 ; Modulation type: OFDM
Medium: MSL5800 Medium parameters used: f = 5260 MHz; σ = 5.4 mho/m; ε_r = 48; ρ = 1000 kg/m^3 ; Liquid level : 150mm
Phantom section: Flat Section ; Separation distance : 0 mm (The bottom side of the EUT to the Phantom)
Antenna type : Internal Antenna ; Air temp. : 22.0 degrees ; Liquid temp. : 21.0 degrees
DASY4 Configuration:
- Probe: EX3DV3 - SN3506 ; ConvF(4.57, 4.57, 4.57) ; Calibrated: 2004/3/19
- Sensor-Surface: 4mm (Mechanical Surface Detection)
- Electronics: DAE3 Sn579 ; Calibrated: 2005/3/23
- Phantom: SAM 12 ; Type: SAM V4.0 ; Serial: TP 1202
- Measurement SW: DASY4, V4.5 Build 19 ; Postprocessing SW: SEMCAD, V1.8 Build 146

Mid Channel 5260/Area Scan (5x7x1): Measurement grid: dx=10mm, dy=10mm
Maximum value of SAR (measured) = 0.428 mW/g

Mid Channel 5260/Zoom Scan (7x7x7)/Cube 0: Measurement grid: dx=4.3mm, dy=4.3mm, dz=3mm
Reference Value = 9.15 V/m
Peak SAR (extrapolated) = 1.49 W/kg

SAR(1 g) = 0.534 mW/g; SAR(10 g) = 0.217 mW/g
Maximum value of SAR (measured) = 0.658 mW/g

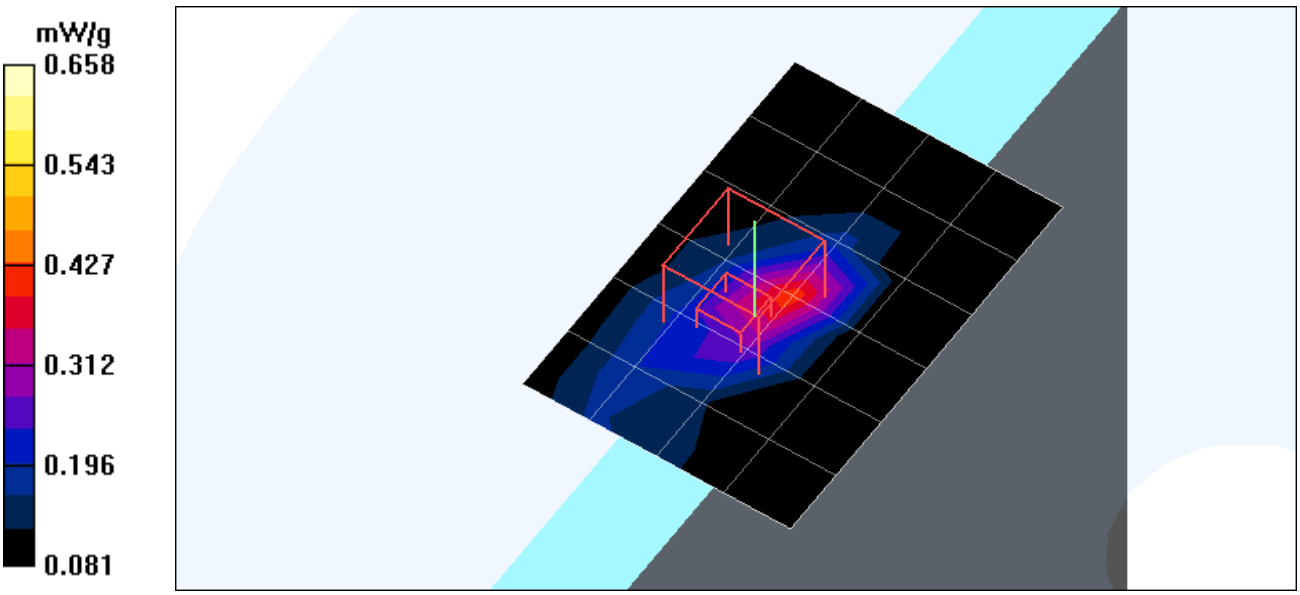

Date/Time: 2005/6/24 10:25:29

Test Laboratory: Advance Data Technology

WMIA-123AG47-Mode 21 Tip 0mm 11a normal (Antenna 1)

DUT: Table PC ; Type: WMIA-123AG47 ; Test Frequency: 5320 MHz
Communication System: 802.11a ; Frequency: 5320 MHz ; Duty Cycle: 1:1 ; Modulation type: OFDM
Medium: MSL5800 Medium parameters used: f = 5320 MHz; σ = 5.49 mho/m; ε_r = 47.9; ρ = 1000 kg/m^3 ; Liquid level : 150mm
Phantom section: Flat Section ; Separation distance : 0 mm (The bottom side of the EUT to the Phantom)
Antenna type : Internal Antenna ; Air temp. : 22.0 degrees ; Liquid temp. : 21.0 degrees
DASY4 Configuration:
- Probe: EX3DV3 - SN3506 ; ConvF(4.57, 4.57, 4.57) ; Calibrated: 2004/3/19
- Sensor-Surface: 4mm (Mechanical Surface Detection)
- Electronics: DAE3 Sn579 ; Calibrated: 2005/3/23
- Phantom: SAM 12 ; Type: SAM V4.0 ; Serial: TP 1202
- Measurement SW: DASY4, V4.5 Build 19 ; Postprocessing SW: SEMCAD, V1.8 Build 146

Mid Channel 5320/Area Scan (5x7x1): Measurement grid: dx=10mm, dy=10mm
Maximum value of SAR (measured) = 0.486 mW/g

Mid Channel 5320/Zoom Scan (7x7x7)/Cube 0: Measurement grid: dx=4.3mm, dy=4.3mm, dz=3mm
Reference Value = 9.94 V/m
Peak SAR (extrapolated) = 1.98 W/kg

SAR(1 g) = 0.661 mW/g; SAR(10 g) = 0.256 mW/g
Maximum value of SAR (measured) = 0.869 mW/g

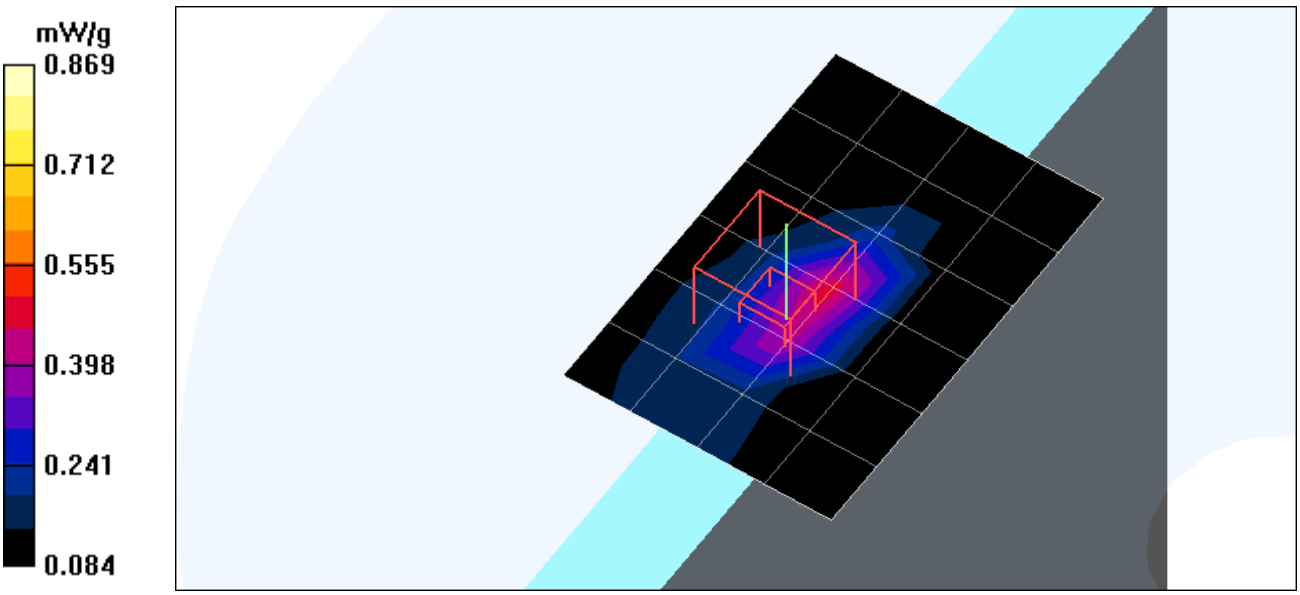

Date/Time: 2005/6/24 10:47:52

Test Laboratory: Advance Data Technology

WMIA-123AG47-Mode 21 Tip 0mm 11a normal (Antenna 1)

DUT: Table PC ; Type: WMIA-123AG47 ; Test Frequency: 5745 MHz
Communication System: 802.11a ; Frequency: 5745 MHz ; Duty Cycle: 1:1 ; Modulation type: OFDM
Medium: MSL5800 Medium parameters used: f = 5745 MHz; σ = 6.16 mho/m; ε_r = 47; ρ = 1000 kg/m^3 ; Liquid level : 150mm
Phantom section: Flat Section ; Separation distance : 0 mm (The bottom side of the EUT to the Phantom)
Antenna type : Internal Antenna ; Air temp. : 22.0 degrees ; Liquid temp. : 21.0 degrees
DASY4 Configuration:
- Probe: EX3DV3 - SN3506 ; ConvF(4.19, 4.19, 4.19) ; Calibrated: 2004/3/19
- Sensor-Surface: 4mm (Mechanical Surface Detection)
- Electronics: DAE3 Sn579 ; Calibrated: 2005/3/23
- Phantom: SAM 12 ; Type: SAM V4.0 ; Serial: TP 1202
- Measurement SW: DASY4, V4.5 Build 19 ; Postprocessing SW: SEMCAD, V1.8 Build 146

Mid Channel 5745/Area Scan (5x7x1): Measurement grid: dx=10mm, dy=10mm
Maximum value of SAR (measured) = 0.740 mW/g

Mid Channel 5745/Zoom Scan (7x7x7)/Cube 0: Measurement grid: dx=4.3mm, dy=4.3mm, dz=3mm
Reference Value = 11.2 V/m
Peak SAR (extrapolated) = 2.00 W/kg

SAR(1 g) = 0.618 mW/g; SAR(10 g) = 0.233 mW/g
Maximum value of SAR (measured) = 0.930 mW/g

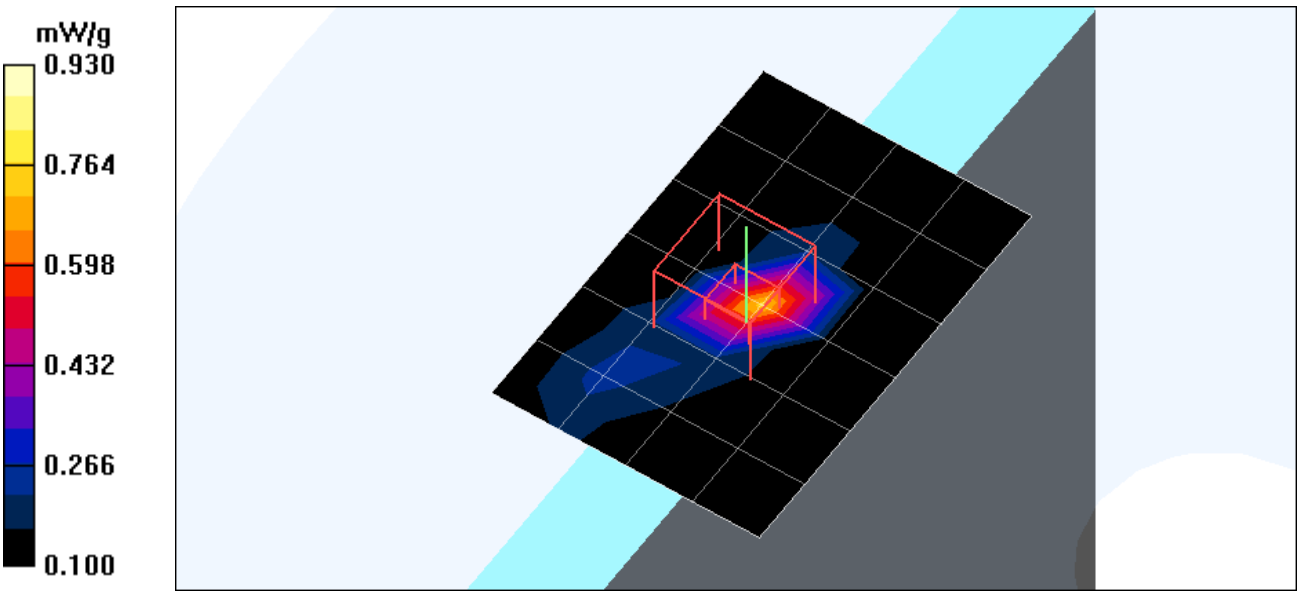

Date/Time: 2005/6/24 11:11:17

Test Laboratory: Advance Data Technology

WMIA-123AG47-Mode 21 Tip 0mm 11a normal (Antenna 1)

DUT: Table PC ; Type: WMIA-123AG47 ; Test Frequency: 5785 MHz
Communication System: 802.11a ; Frequency: 5785 MHz ; Duty Cycle: 1:1 ; Modulation type: OFDM
Medium: MSL5800 Medium parameters used: f = 5785 MHz; σ = 6.22 mho/m; ε_r = 46.9; ρ = 1000 kg/m^3 ; Liquid level : 150mm
Phantom section: Flat Section ; Separation distance : 0 mm (The bottom side of the EUT to the Phantom)
Antenna type : Internal Antenna ; Air temp. : 22.0 degrees ; Liquid temp. : 21.0 degrees
DASY4 Configuration:
- Probe: EX3DV3 - SN3506 ; ConvF(4.19, 4.19, 4.19) ; Calibrated: 2004/3/19
- Sensor-Surface: 4mm (Mechanical Surface Detection)
- Electronics: DAE3 Sn579 ; Calibrated: 2005/3/23
- Phantom: SAM 12 ; Type: SAM V4.0 ; Serial: TP 1202
- Measurement SW: DASY4, V4.5 Build 19 ; Postprocessing SW: SEMCAD, V1.8 Build 146

Mid Channel 5785/Area Scan (5x7x1): Measurement grid: dx=10mm, dy=10mm
Maximum value of SAR (measured) = 0.954 mW/g

Mid Channel 5785/Zoom Scan (7x7x7)/Cube 0: Measurement grid: dx=4.3mm, dy=4.3mm, dz=3mm
Reference Value = 12.7 V/m
Peak SAR (extrapolated) = 2.60 W/kg

SAR(1 g) = 0.792 mW/g; SAR(10 g) = 0.274 mW/g
Maximum value of SAR (measured) = 1.13 mW/g

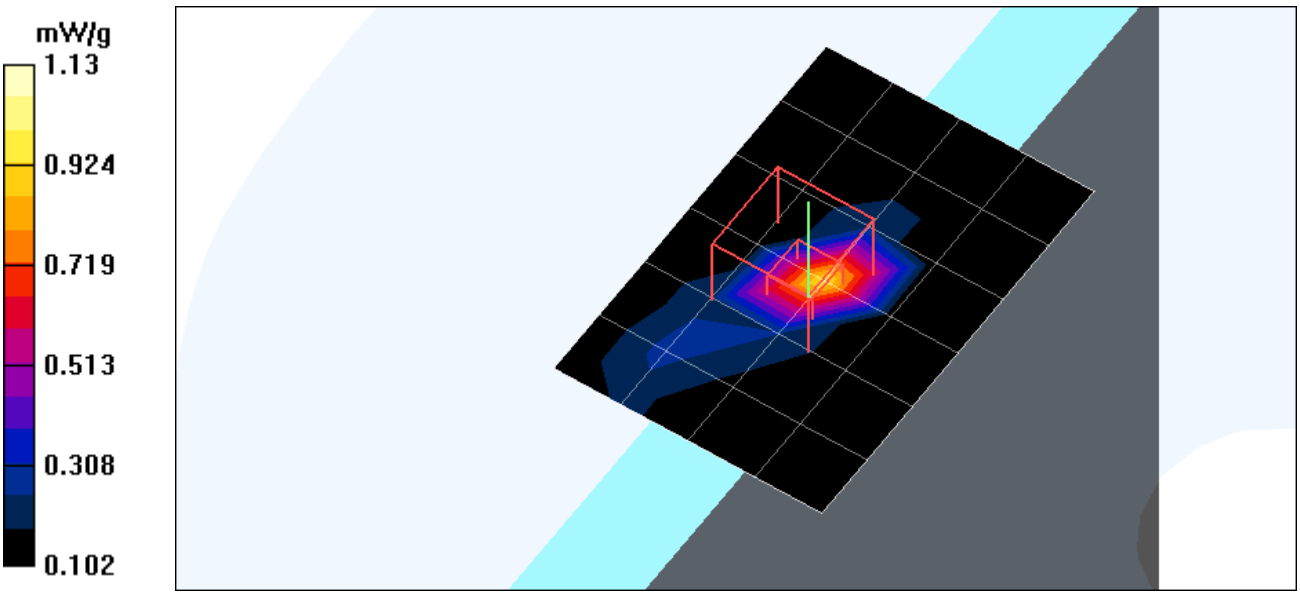

Date/Time: 2005/6/24 11:35:03

Test Laboratory: Advance Data Technology

WMIA-123AG47-Mode 21 Tip 0mm 11a normal (Antenna 1)

DUT: Table PC ; Type: WMIA-123AG47 ; Test Frequency: 5825 MHz
Communication System: 802.11a ; Frequency: 5825 MHz ; Duty Cycle: 1:1 ; Modulation type: OFDM
Medium: MSL5800 Medium parameters used (interpolated): f = 5825 MHz; σ = 6.25 mho/m; ε_r = 46.9; ρ = 1000 kg/m^3 ; Liquid level : 150mm
Phantom section: Flat Section ; Separation distance : 0 mm (The bottom side of the EUT to the Phantom)
Antenna type : Internal Antenna ; Air temp. : 22.0 degrees ; Liquid temp. : 21.0 degrees
DASY4 Configuration:
- Probe: EX3DV3 - SN3506 ; ConvF(4.19, 4.19, 4.19) ; Calibrated: 2004/3/19
- Sensor-Surface: 4mm (Mechanical Surface Detection)
- Electronics: DAE3 Sn579 ; Calibrated: 2005/3/23
- Phantom: SAM 12 ; Type: SAM V4.0 ; Serial: TP 1202
- Measurement SW: DASY4, V4.5 Build 19 ; Postprocessing SW: SEMCAD, V1.8 Build 146

High Channel 5825/Area Scan (5x7x1): Measurement grid: dx=10mm, dy=10mm
Maximum value of SAR (measured) = 0.843 mW/g

High Channel 5825/Zoom Scan (7x7x7)/Cube 0: Measurement grid: dx=4.3mm, dy=4.3mm, dz=3mm
Reference Value = 11.9 V/m
Peak SAR (extrapolated) = 2.78 W/kg

SAR(1 g) = 0.830 mW/g; SAR(10 g) = 0.285 mW/g
Maximum value of SAR (measured) = 1.21 mW/g

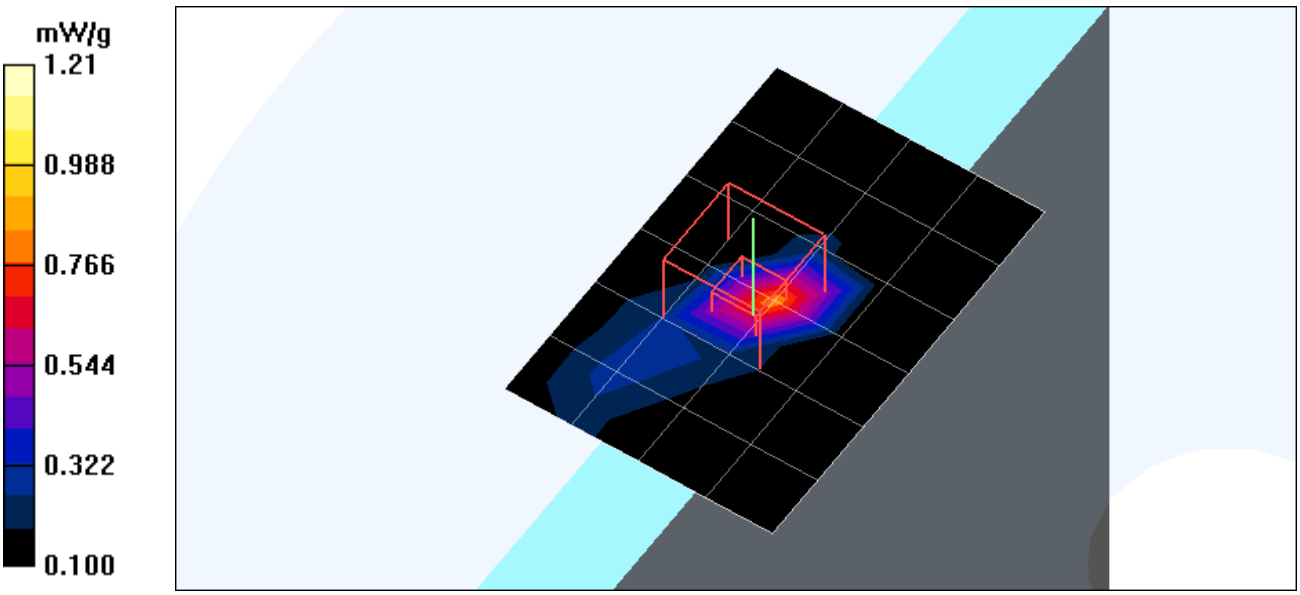

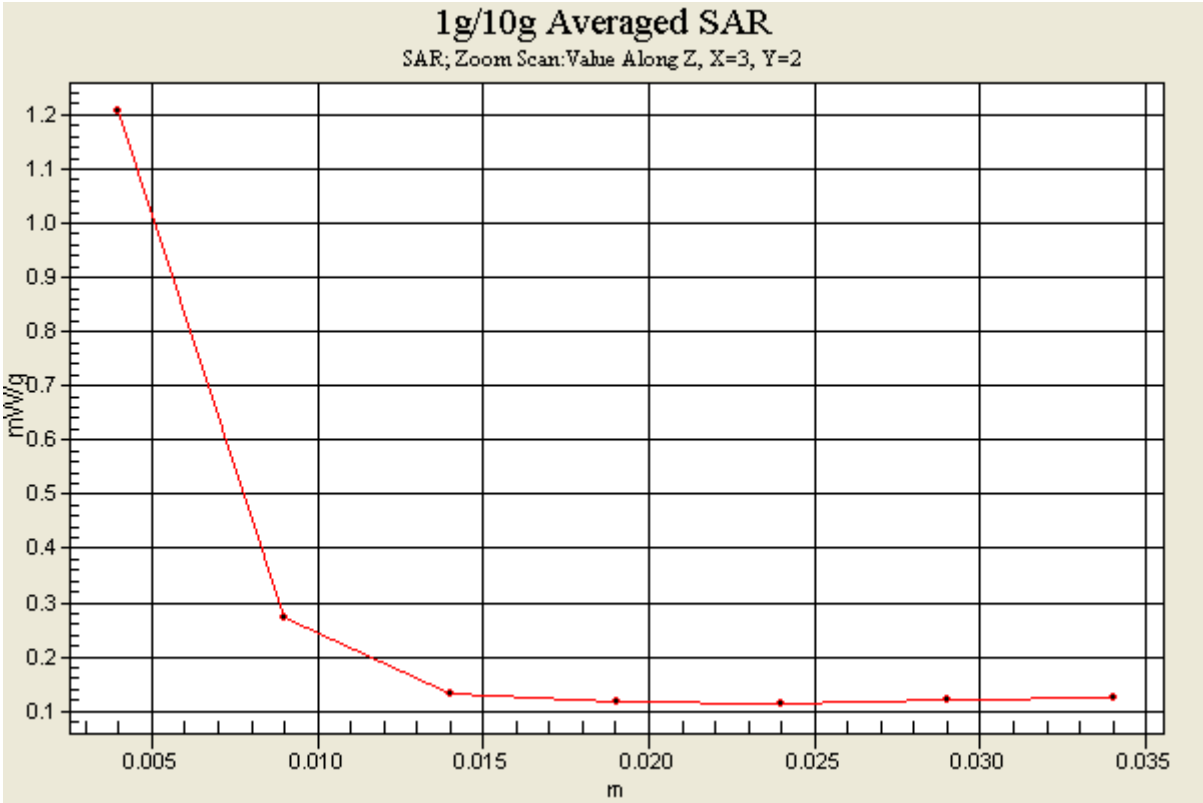
1g/10g Averaged SAR
SAR; Zoom Scan:Value Along Z, X=3, Y=2
mW/g
1.2
1.1
1.0
0.9
0.8
0.7
0.6
0.5
0.4
0.3
0.2
0.1
0.005
0.010
0.015
0.020
0.025
0.030
0.035
m

Date/Time: 2005/6/24 12:30:08

Test Laboratory: Advance Data Technology

WMIA-123AG47-Mode 22 Tip 0mm 11a turbo (Antenna 1)

DUT: Table PC ; Type: WMIA-123AG47 ; Test Frequency: 5210 MHz
Communication System: 802.11a ; Frequency: 5210 MHz ; Duty Cycle: 1:1 ; Modulation type: OFDM
Medium: MSL5800 Medium parameters used: f = 5210 MHz; σ = 5.33 mho/m; ε_r = 48; ρ = 1000 kg/m^3 ; Liquid level : 150mm
Phantom section: Flat Section ; Separation distance : 0 mm (The bottom side of the EUT to the Phantom)
Antenna type : Internal Antenna ; Air temp. : 22.0 degrees ; Liquid temp. : 21.0 degrees
DASY4 Configuration:
- Probe: EX3DV3 - SN3506 ; ConvF(4.57, 4.57, 4.57) ; Calibrated: 2004/3/19
- Sensor-Surface: 4mm (Mechanical Surface Detection)
- Electronics: DAE3 Sn579 ; Calibrated: 2005/3/23
- Phantom: SAM 12 ; Type: SAM V4.0 ; Serial: TP 1202
- Measurement SW: DASY4, V4.5 Build 19 ; Postprocessing SW: SEMCAD, V1.8 Build 146

Low Channel 5210/Area Scan (5x7x1): Measurement grid: dx=10mm, dy=10mm
Maximum value of SAR (measured) = 0.410 mW/g

Low Channel 5210/Zoom Scan (7x7x7)/Cube 0: Measurement grid: dx=4.3mm, dy=4.3mm, dz=3mm
Reference Value = 8.84 V/m
Peak SAR (extrapolated) = 1.31 W/kg
SAR(1 g) = 0.482 mW/g; SAR(10 g) = 0.205 mW/g
Maximum value of SAR (measured) = 0.607 mW/g

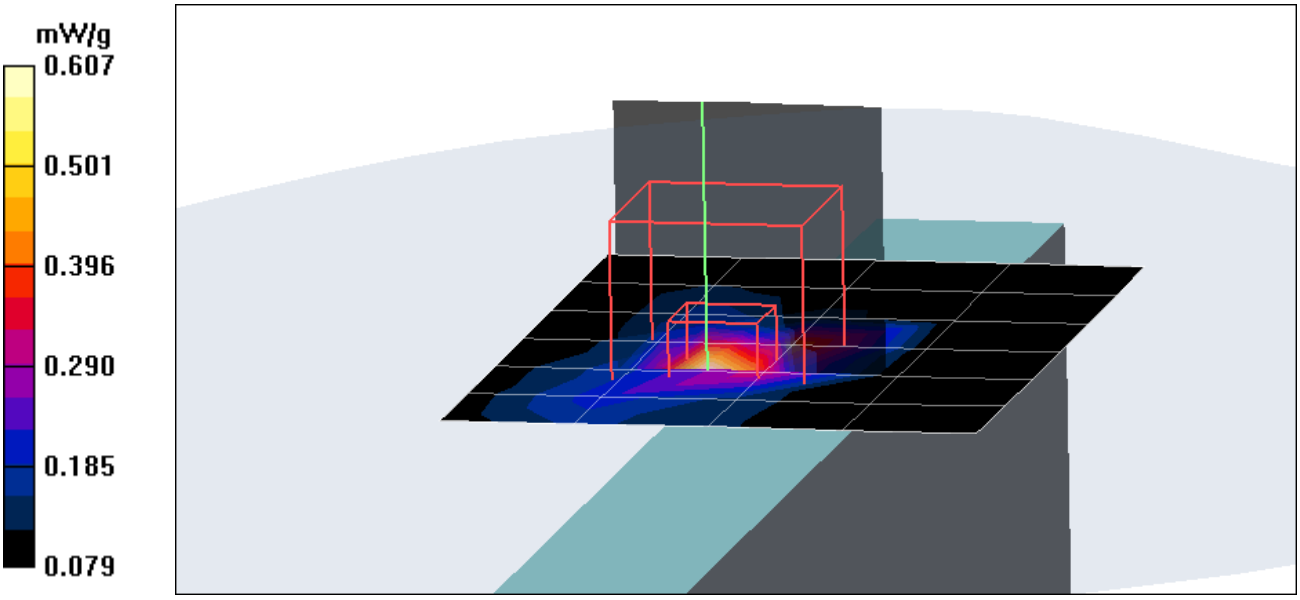

Date/Time: 2005/6/24 12:57:05

Test Laboratory: Advance Data Technology

WMIA-123AG47-Mode 22 Tip 0mm 11a turbo (Antenna 1)

DUT: Table PC ; Type: WMIA-123AG47 ; Test Frequency: 5250 MHz
Communication System: 802.11a ; Frequency: 5250 MHz ; Duty Cycle: 1:1 ; Modulation type: OFDM
Medium: MSL5800 Medium parameters used: f = 5250 MHz; σ = 5.39 mho/m; ε_r = 48; ρ = 1000 kg/m^3 ; Liquid level : 150mm
Phantom section: Flat Section ; Separation distance : 0 mm (The bottom side of the EUT to the Phantom)
Antenna type : Internal Antenna ; Air temp. : 22.0 degrees ; Liquid temp. : 21.0 degrees
DASY4 Configuration:
- Probe: EX3DV3 - SN3506 ; ConvF(4.57, 4.57, 4.57) ; Calibrated: 2004/3/19
- Sensor-Surface: 4mm (Mechanical Surface Detection)
- Electronics: DAE3 Sn579 ; Calibrated: 2005/3/23
- Phantom: SAM 12 ; Type: SAM V4.0 ; Serial: TP 1202
- Measurement SW: DASY4, V4.5 Build 19 ; Postprocessing SW: SEMCAD, V1.8 Build 146

Mid Channel 5250/Area Scan (5x7x1): Measurement grid: dx=10mm, dy=10mm
Maximum value of SAR (measured) = 0.536 mW/g

Mid Channel 5250/Zoom Scan (7x7x7)/Cube 0: Measurement grid: dx=4.3mm, dy=4.3mm, dz=3mm
Reference Value = 6.87 V/m
Peak SAR (extrapolated) = 1.62 W/kg

SAR(1 g) = 0.568 mW/g; SAR(10 g) = 0.233 mW/g
Maximum value of SAR (measured) = 0.761 mW/g

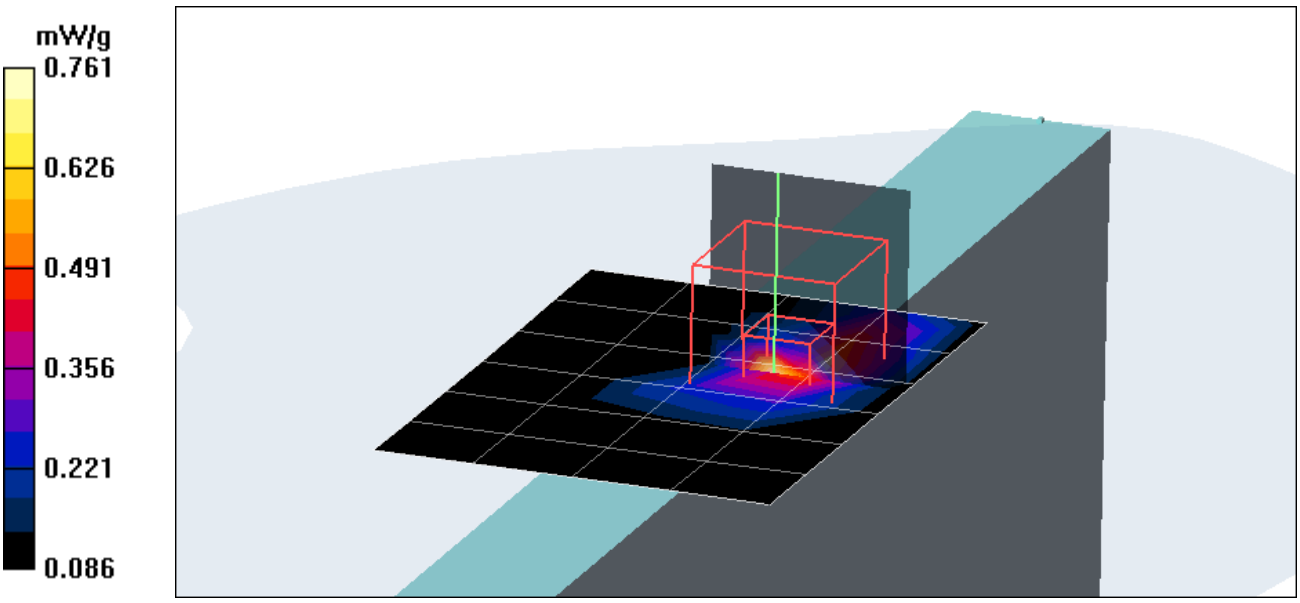

Date/Time: 2005/6/24 13:26:19

Test Laboratory: Advance Data Technology

WMIA-123AG47-Mode 22 Tip 0mm 11a turbo (Antenna 1)

DUT: Table PC ; Type: WMIA-123AG47 ; Test Frequency: 5290 MHz
Communication System: 802.11a ; Frequency: 5290 MHz ; Duty Cycle: 1:1 ; Modulation type: OFDM
Medium: MSL5800 Medium parameters used: f = 5290 MHz; σ = 5.44 mho/m; ε_r = 48; ρ = 1000 kg/m^3 ; Liquid level : 150mm
Phantom section: Flat Section ; Separation distance : 0 mm (The bottom side of the EUT to the Phantom)
Antenna type : Internal Antenna ; Air temp. : 22.0 degrees ; Liquid temp. : 21.0 degrees
DASY4 Configuration:
- Probe: EX3DV3 - SN3506 ; ConvF(4.57, 4.57, 4.57) ; Calibrated: 2004/3/19
- Sensor-Surface: 4mm (Mechanical Surface Detection)
- Electronics: DAE3 Sn579 ; Calibrated: 2005/3/23
- Phantom: SAM 12 ; Type: SAM V4.0 ; Serial: TP 1202
- Measurement SW: DASY4, V4.5 Build 19 ; Postprocessing SW: SEMCAD, V1.8 Build 146

Mid Channel 5290/Area Scan (5x7x1): Measurement grid: dx=10mm, dy=10mm
Maximum value of SAR (measured) = 0.483 mW/g

Mid Channel 5290/Zoom Scan (7x7x7)/Cube 0: Measurement grid: dx=4.3mm, dy=4.3mm, dz=3mm
Reference Value = 9.08 V/m
Peak SAR (extrapolated) = 2.00 W/kg
SAR(1 g) = 0.690 mW/g; SAR(10 g) = 0.258 mW/g
Maximum value of SAR (measured) = 0.863 mW/g

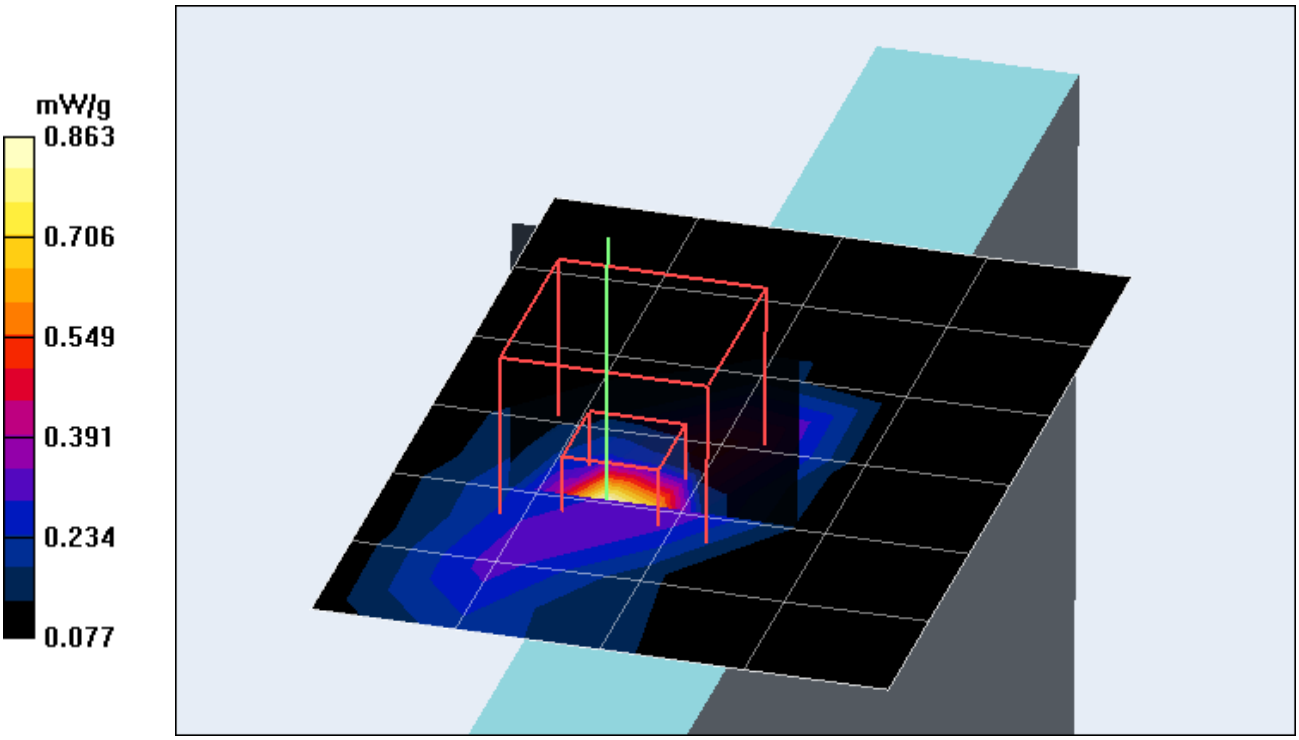

Date/Time: 2005/6/24 13:56:53

Test Laboratory: Advance Data Technology

WMIA-123AG47-Mode 22 Tip 0mm 11a turbo (Antenna 1)

DUT: Table PC ; Type: WMIA-123AG47 ; Test Frequency: 5760 MHz
Communication System: 802.11a ; Frequency: 5760 MHz ; Duty Cycle: 1:1 ; Modulation type: OFDM
Medium: MSL5800 Medium parameters used: f = 5760 MHz; σ = 6.18 mho/m; ε_r = 47; ρ = 1000 kg/m^3 ; Liquid level : 150mm
Phantom section: Flat Section ; Separation distance : 0 mm (The bottom side of the EUT to the Phantom)
Antenna type : Internal Antenna ; Air temp. : 22.0 degrees ; Liquid temp. : 21.0 degrees
DASY4 Configuration:
- Probe: EX3DV3 - SN3506 ; ConvF(4.19, 4.19, 4.19) ; Calibrated: 2004/3/19
- Sensor-Surface: 4mm (Mechanical Surface Detection)
- Electronics: DAE3 Sn579 ; Calibrated: 2005/3/23
- Phantom: SAM 12 ; Type: SAM V4.0 ; Serial: TP 1202
- Measurement SW: DASY4, V4.5 Build 19 ; Postprocessing SW: SEMCAD, V1.8 Build 146

Mid Channel 5760/Area Scan (5x7x1): Measurement grid: dx=10mm, dy=10mm
Maximum value of SAR (measured) = 0.820 mW/g

Mid Channel 5760/Zoom Scan (7x7x7)/Cube 0: Measurement grid: dx=4.3mm, dy=4.3mm, dz=3mm
Reference Value = 11.9 V/m
Peak SAR (extrapolated) = 2.18 W/kg
SAR(1 g) = 0.683 mW/g; SAR(10 g) = 0.243 mW/g
Maximum value of SAR (measured) = 0.843 mW/g

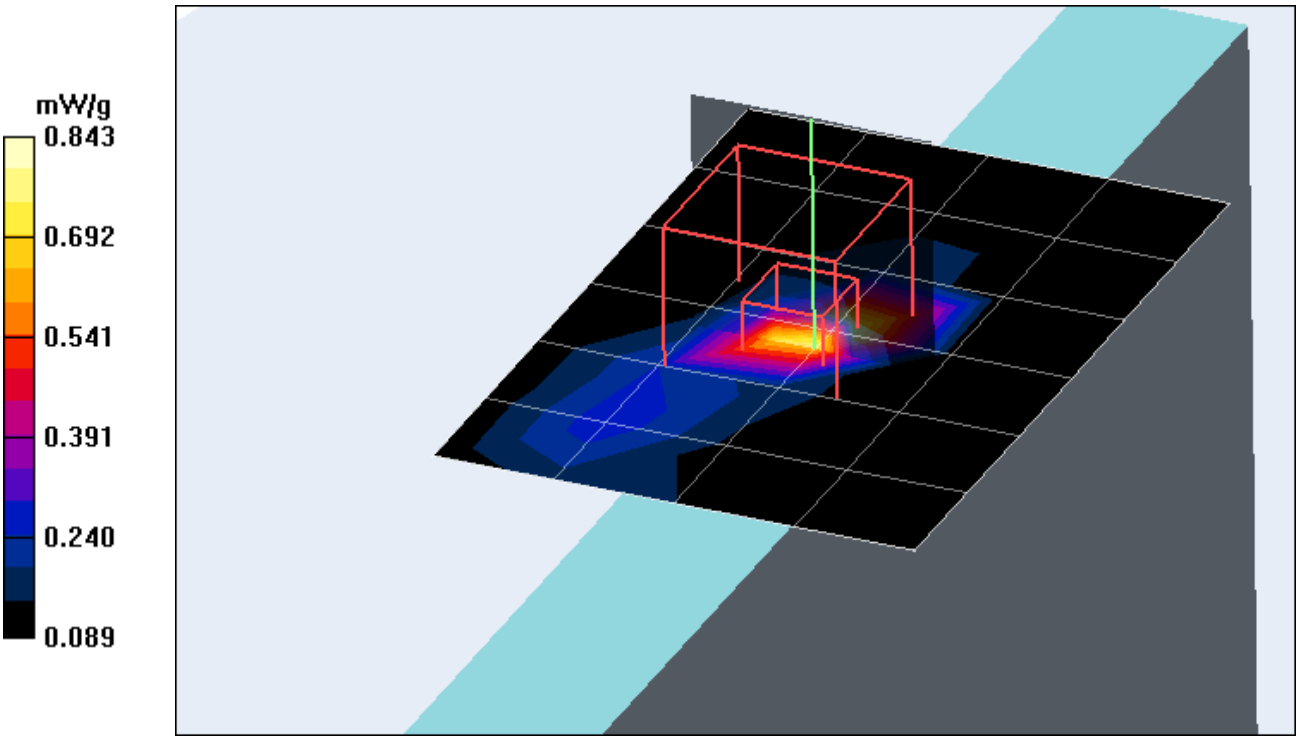

Date/Time: 2005/6/24 14:22:17

Test Laboratory: Advance Data Technology

WMIA-123AG47-Mode 22 Tip 0mm 11a turbo (Antenna 1)

DUT: Table PC ; Type: WMIA-123AG47 ; Test Frequency: 5800 MHz
Communication System: 802.11a ; Frequency: 5800 MHz ; Duty Cycle: 1:1 ; Modulation type: OFDM
Medium: MSL5800 Medium parameters used: f = 5800 MHz; σ = 6.25 mho/m; ε_r = 46.9; ρ = 1000 kg/m^3 ; Liquid level : 150mm
Phantom section: Flat Section ; Separation distance : 0 mm (The bottom side of the EUT to the Phantom)
Antenna type : Internal Antenna ; Air temp. : 22.0 degrees ; Liquid temp. : 21.0 degrees
DASY4 Configuration:
- Probe: EX3DV3 - SN3506 ; ConvF(4.19, 4.19, 4.19) ; Calibrated: 2004/3/19
- Sensor-Surface: 4mm (Mechanical Surface Detection)
- Electronics: DAE3 Sn579 ; Calibrated: 2005/3/23
- Phantom: SAM 12 ; Type: SAM V4.0 ; Serial: TP 1202
- Measurement SW: DASY4, V4.5 Build 19 ; Postprocessing SW: SEMCAD, V1.8 Build 146

High Channel 5800/Area Scan (5x7x1): Measurement grid: dx=10mm, dy=10mm
Maximum value of SAR (measured) = 0.944 mW/g

High Channel 5800/Zoom Scan (7x7x7)/Cube 0: Measurement grid: dx=4.3mm, dy=4.3mm, dz=3mm
Reference Value = 12.6 V/m
Peak SAR (extrapolated) = 2.77 W/kg
SAR(1 g) = 0.825 mW/g; SAR(10 g) = 0.276 mW/g
Maximum value of SAR (measured) = 1.15 mW/g

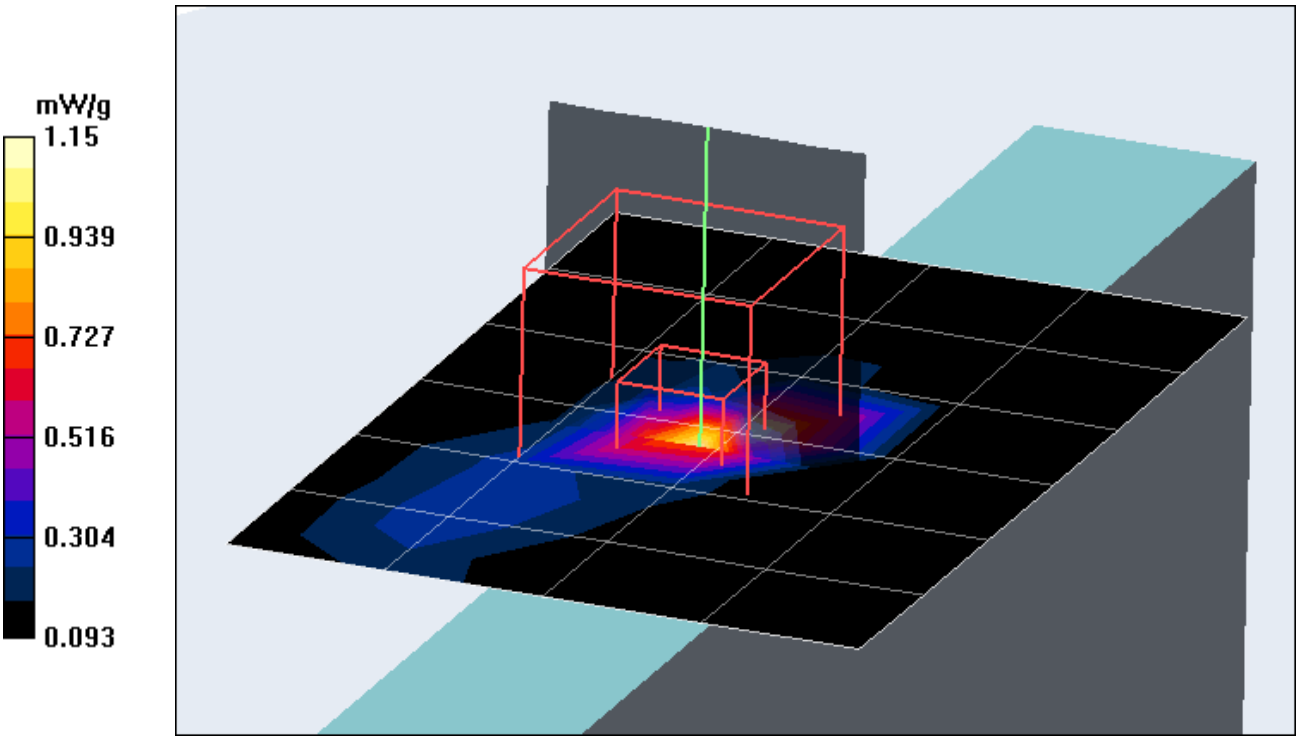

Date/Time: 2005/6/24 14:48:28

Test Laboratory: Advance Data Technology

WMIA-123AG47-Mode 23 Tip 0mm 11a normal (Antenna 2)

DUT: Table PC ; Type: WMIA-123AG47 ; Test Frequency: 5180 MHz
Communication System: 802.11a ; Frequency: 5180 MHz ; Duty Cycle: 1:1 ; Modulation type: OFDM
Medium: MSL5800 Medium parameters used: f = 5180 MHz; σ = 5.28 mho/m; ε_r = 48.1; ρ = 1000 kg/m^3 ; Liquid level : 150mm
Phantom section: Flat Section ; Separation distance : 0 mm (The bottom side of the EUT to the Phantom)
Antenna type : Internal Antenna ; Air temp. : 22.0 degrees ; Liquid temp. : 21.0 degrees
DASY4 Configuration:
- Probe: EX3DV3 - SN3506 ; ConvF(4.57, 4.57, 4.57) ; Calibrated: 2004/3/19
- Sensor-Surface: 4mm (Mechanical Surface Detection)
- Electronics: DAE3 Sn579 ; Calibrated: 2005/3/23
- Phantom: SAM 12 ; Type: SAM V4.0 ; Serial: TP 1202
- Measurement SW: DASY4, V4.5 Build 19 ; Postprocessing SW: SEMCAD, V1.8 Build 146

Low Channel 5180/Area Scan (5x7x1): Measurement grid: dx=10mm, dy=10mm
Maximum value of SAR (measured) = 0.299 mW/g

Low Channel 5180/Zoom Scan (7x7x7)/Cube 0: Measurement grid: dx=4.3mm, dy=4.3mm, dz=3mm
Reference Value = 7.41 V/m
Peak SAR (extrapolated) = 1.15 W/kg

SAR(1 g) = 0.453 mW/g; SAR(10 g) = 0.218 mW/g
Maximum value of SAR (measured) = 0.560 mW/g

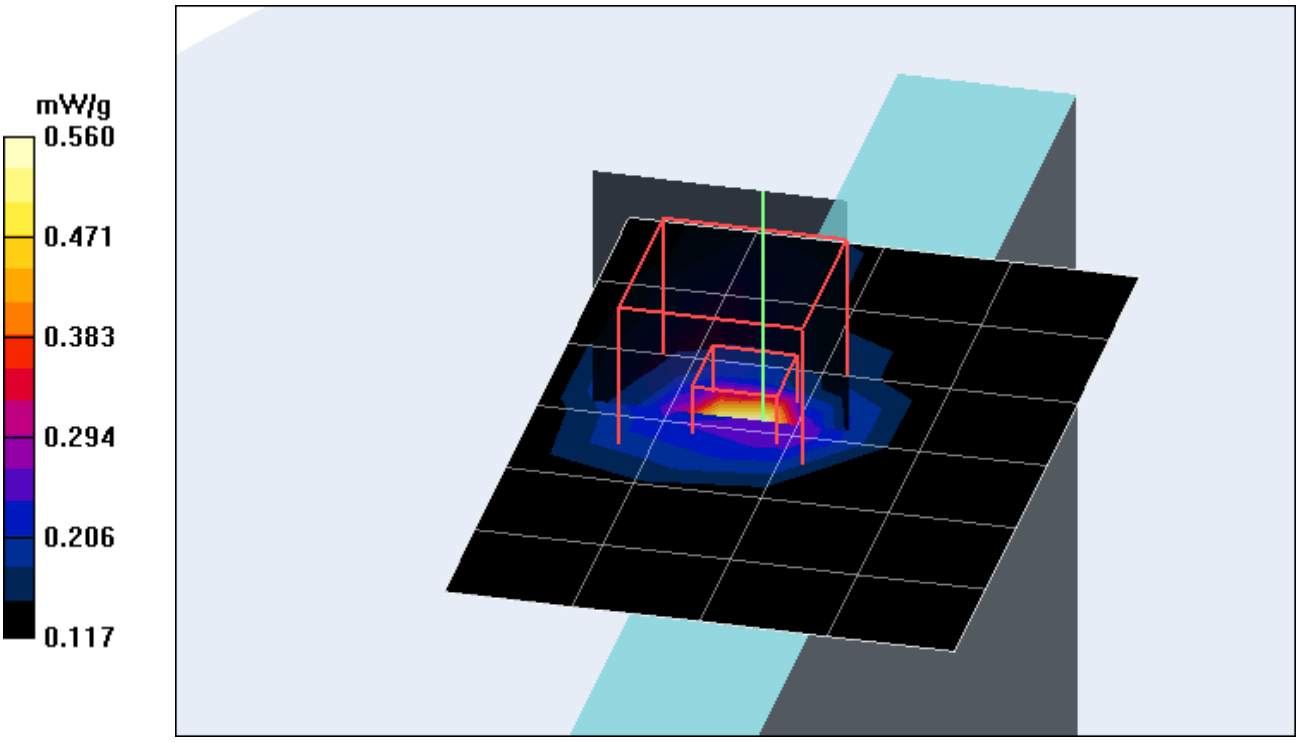

Date/Time: 2005/6/24 13:12:39

Test Laboratory: Advance Data Technology

WMIA-123AG47-Mode 23 Tip 0mm 11a normal (Antenna 2)

DUT: Table PC ; Type: WMIA-123AG47 ; Test Frequency: 5240 MHz
Communication System: 802.11a ; Frequency: 5240 MHz ; Duty Cycle: 1:1 ; Modulation type: OFDM
Medium: MSL5800 Medium parameters used: f = 5240 MHz; σ = 5.38 mho/m; ε_r = 48; ρ = 1000 kg/m^3 ; Liquid level : 150mm
Phantom section: Flat Section ; Separation distance : 0 mm (The bottom side of the EUT to the Phantom)
Antenna type : Internal Antenna ; Air temp. : 22.0 degrees ; Liquid temp. : 21.0 degrees
DASY4 Configuration:
- Probe: EX3DV3 - SN3506 ; ConvF(4.57, 4.57, 4.57) ; Calibrated: 2004/3/19
- Sensor-Surface: 4mm (Mechanical Surface Detection)
- Electronics: DAE3 Sn579 ; Calibrated: 2005/3/23
- Phantom: SAM 12 ; Type: SAM V4.0 ; Serial: TP 1202
- Measurement SW: DASY4, V4.5 Build 19 ; Postprocessing SW: SEMCAD, V1.8 Build 146

Mid Channel 5240/Area Scan (5x7x1): Measurement grid: dx=10mm, dy=10mm
Maximum value of SAR (measured) = 0.296 mW/g

Mid Channel 5240/Zoom Scan (7x7x7)/Cube 0: Measurement grid: dx=4.3mm, dy=4.3mm, dz=3mm
Reference Value = 7.21 V/m
Peak SAR (extrapolated) = 1.07 W/kg

SAR(1 g) = 0.432 mW/g; SAR(10 g) = 0.217 mW/g
Maximum value of SAR (measured) = 0.515 mW/g

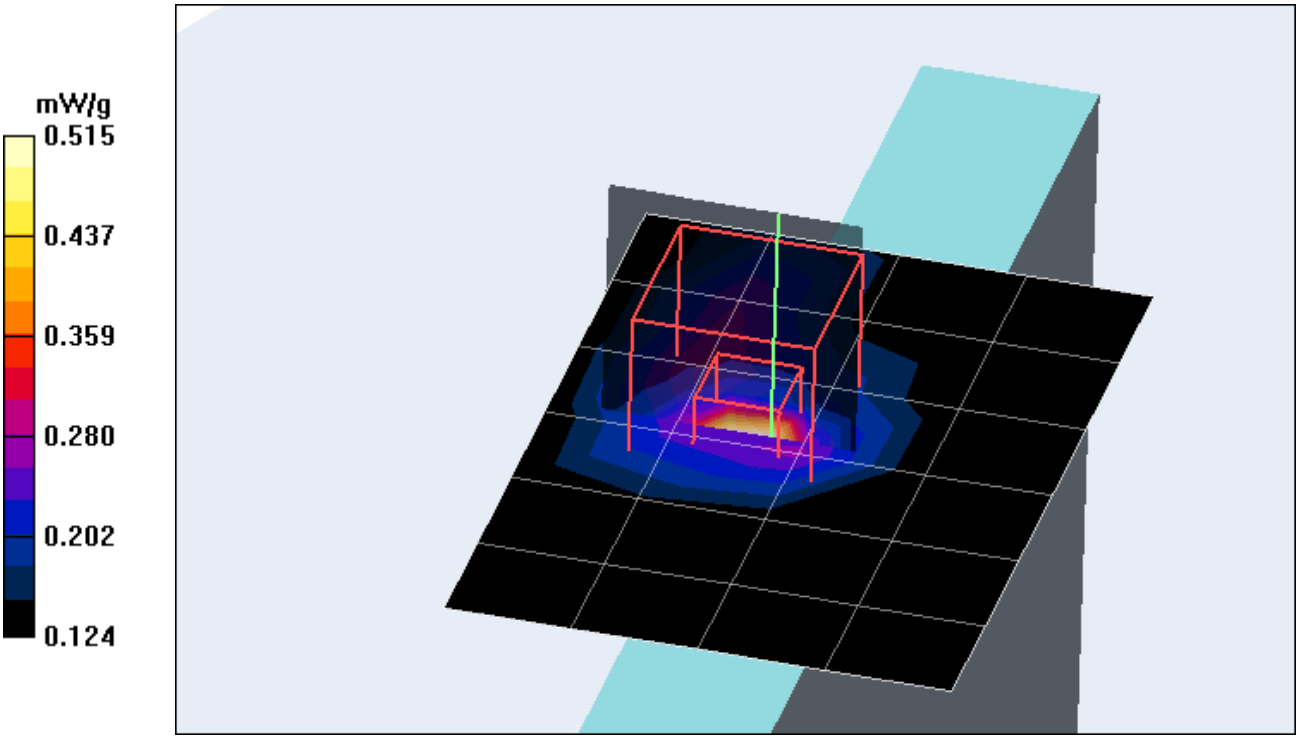

Date/Time: 2005/6/24 13:29:15

Test Laboratory: Advance Data Technology

WMIA-123AG47-Mode 23 Tip 0mm 11a normal (Antenna 2)

DUT: Table PC ; Type: WMIA-123AG47 ; Test Frequency: 5260 MHz
Communication System: 802.11a ; Frequency: 5260 MHz ; Duty Cycle: 1:1 ; Modulation type: OFDM
Medium: MSL5800 Medium parameters used: f = 5260 MHz; σ = 5.4 mho/m; ε_r = 48; ρ = 1000 kg/m^3 ; Liquid level : 150mm
Phantom section: Flat Section ; Separation distance : 0 mm (The bottom side of the EUT to the Phantom)
Antenna type : Internal Antenna ; Air temp. : 22.0 degrees ; Liquid temp. : 21.0 degrees
DASY4 Configuration:
- Probe: EX3DV3 - SN3506 ; ConvF(4.57, 4.57, 4.57) ; Calibrated: 2004/3/19
- Sensor-Surface: 4mm (Mechanical Surface Detection)
- Electronics: DAE3 Sn579 ; Calibrated: 2005/3/23
- Phantom: SAM 12 ; Type: SAM V4.0 ; Serial: TP 1202
- Measurement SW: DASY4, V4.5 Build 19 ; Postprocessing SW: SEMCAD, V1.8 Build 146

Mid Channel 5260/Area Scan (5x7x1): Measurement grid: dx=10mm, dy=10mm
Maximum value of SAR (measured) = 0.297 mW/g

Mid Channel 5260/Zoom Scan (7x7x7)/Cube 0: Measurement grid: dx=4.3mm, dy=4.3mm, dz=3mm
Reference Value = 7.10 V/m
Peak SAR (extrapolated) = 1.06 W/kg

SAR(1 g) = 0.421 mW/g; SAR(10 g) = 0.207 mW/g
Maximum value of SAR (measured) = 0.497 mW/g

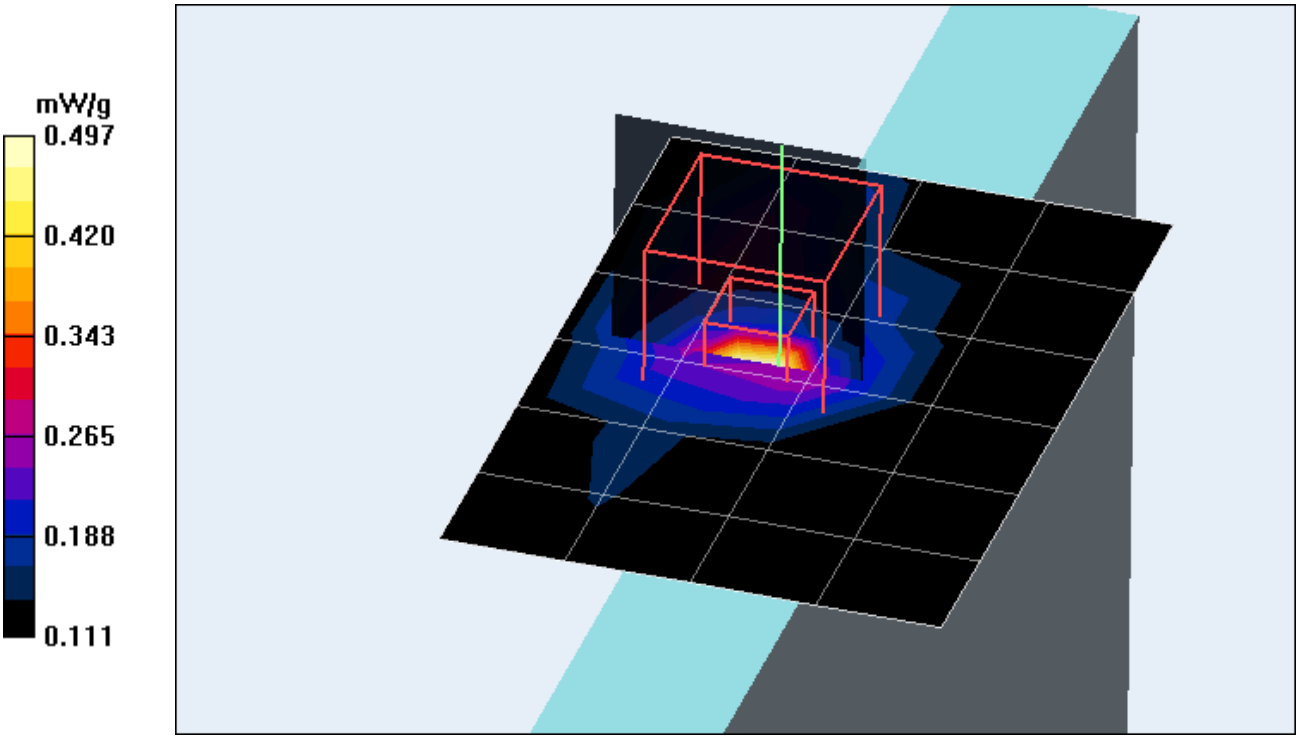

Date/Time: 2005/6/24 13:53:31

Test Laboratory: Advance Data Technology

WMIA-123AG47-Mode 23 Tip 0mm 11a normal (Antenna 2)

DUT: Table PC ; Type: WMIA-123AG47 ; Test Frequency: 5320 MHz
Communication System: 802.11a ; Frequency: 5320 MHz ; Duty Cycle: 1:1 ; Modulation type: OFDM
Medium: MSL5800 Medium parameters used: f = 5320 MHz; σ = 5.49 mho/m; ε_r = 47.9; ρ = 1000 kg/m^3 ; Liquid level : 150mm
Phantom section: Flat Section ; Separation distance : 0 mm (The bottom side of the EUT to the Phantom)
Antenna type : Internal Antenna ; Air temp. : 22.0 degrees ; Liquid temp. : 21.0 degrees
DASY4 Configuration:
- Probe: EX3DV3 - SN3506 ; ConvF(4.57, 4.57, 4.57) ; Calibrated: 2004/3/19
- Sensor-Surface: 4mm (Mechanical Surface Detection)
- Electronics: DAE3 Sn579 ; Calibrated: 2005/3/23
- Phantom: SAM 12 ; Type: SAM V4.0 ; Serial: TP 1202
- Measurement SW: DASY4, V4.5 Build 19 ; Postprocessing SW: SEMCAD, V1.8 Build 146

Mid Channel 5320/Area Scan (5x7x1): Measurement grid: dx=10mm, dy=10mm
Maximum value of SAR (measured) = 0.346 mW/g

Mid Channel 5320/Zoom Scan (7x7x7)/Cube 0: Measurement grid: dx=4.3mm, dy=4.3mm, dz=3mm
Reference Value = 7.50 V/m
Peak SAR (extrapolated) = 1.39 W/kg

SAR(1 g) = 0.515 mW/g; SAR(10 g) = 0.227 mW/g
Maximum value of SAR (measured) = 0.593 mW/g

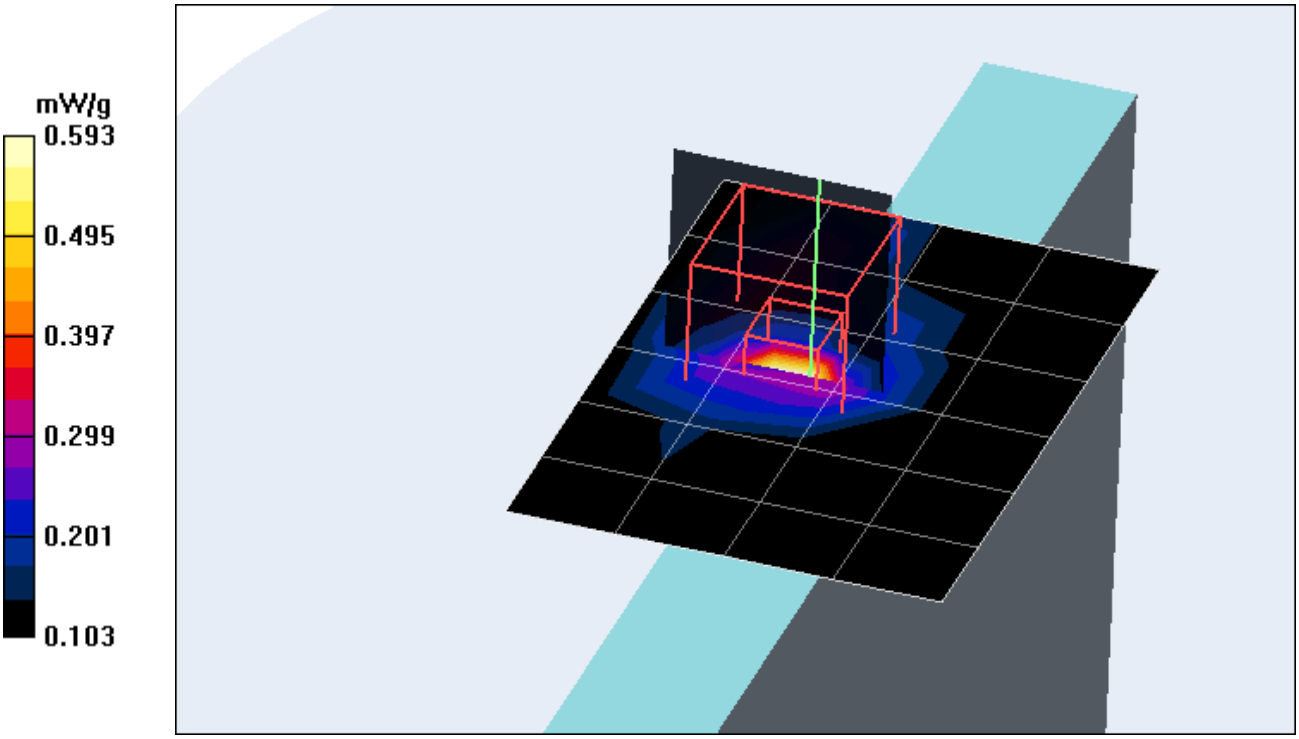

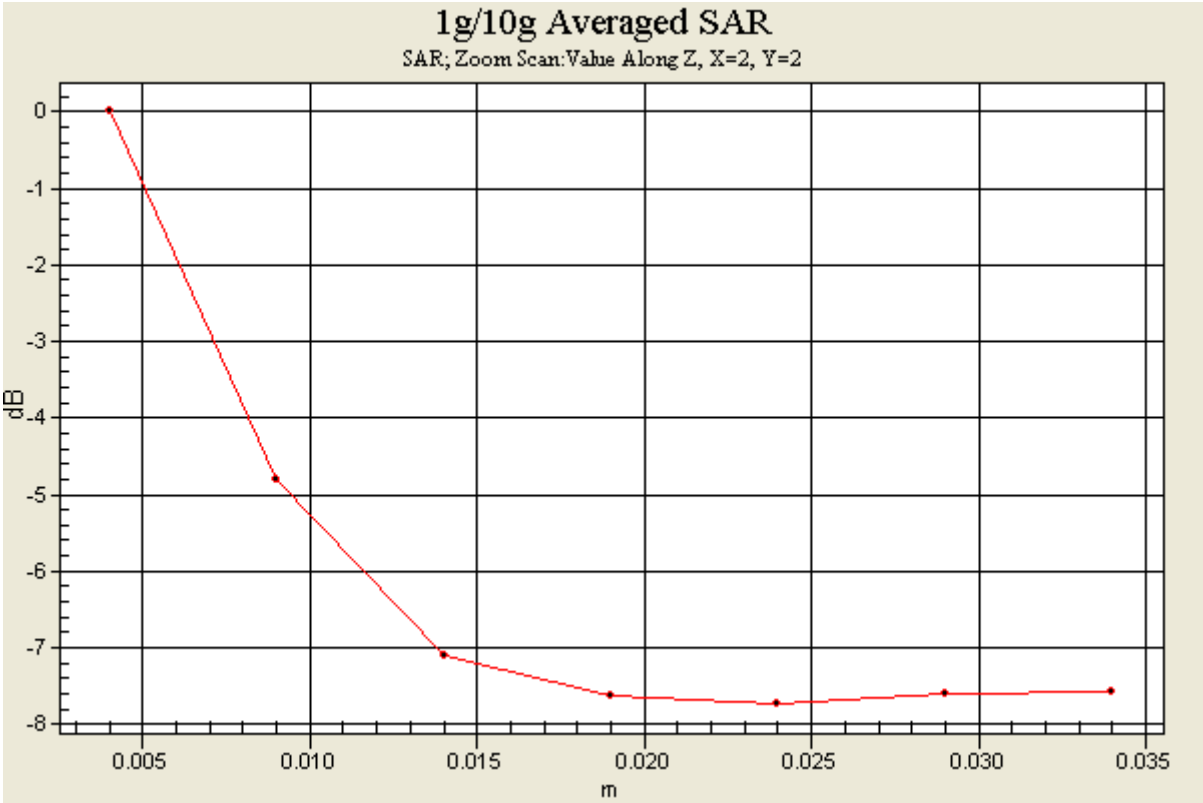
1g/10g Averaged SAR
SAR; Zoom Scan:Value Along Z, X=2, Y=2
dB
0
-1
-2
-3
-4
-5
-6
-7
-8
0.005
0.010
0.015
0.020
0.025
0.030
0.035
m

Date/Time: 2005/6/24 14:16:06

Test Laboratory: Advance Data Technology

WMIA-123AG47-Mode 23 Tip 0mm 11a normal (Antenna 2)

DUT: Table PC ; Type: WMIA-123AG47 ; Test Frequency: 5745 MHz
Communication System: 802.11a ; Frequency: 5745 MHz ; Duty Cycle: 1:1 ; Modulation type: OFDM
Medium: MSL5800 Medium parameters used: f = 5745 MHz; σ = 6.16 mho/m; ε_r = 47; ρ = 1000 kg/m^3 ; Liquid level : 150mm
Phantom section: Flat Section ; Separation distance : 0 mm (The bottom side of the EUT to the Phantom)
Antenna type : Internal Antenna ; Air temp. : 22.0 degrees ; Liquid temp. : 21.0 degrees
DASY4 Configuration:
- Probe: EX3DV3 - SN3506 ; ConvF(4.19, 4.19, 4.19) ; Calibrated: 2004/3/19
- Sensor-Surface: 4mm (Mechanical Surface Detection)
- Electronics: DAE3 Sn579 ; Calibrated: 2005/3/23
- Phantom: SAM 12 ; Type: SAM V4.0 ; Serial: TP 1202
- Measurement SW: DASY4, V4.5 Build 19 ; Postprocessing SW: SEMCAD, V1.8 Build 146

Mid Channel 5745/Area Scan (5x7x1): Measurement grid: dx=10mm, dy=10mm
Maximum value of SAR (measured) = 0.283 mW/g

Mid Channel 5745/Zoom Scan (7x7x7)/Cube 0: Measurement grid: dx=4.3mm, dy=4.3mm, dz=3mm
Reference Value = 6.18 V/m
Peak SAR (extrapolated) = 0.993 W/kg

SAR(1 g) = 0.388 mW/g; SAR(10 g) = 0.198 mW/g
Maximum value of SAR (measured) = 0.479 mW/g

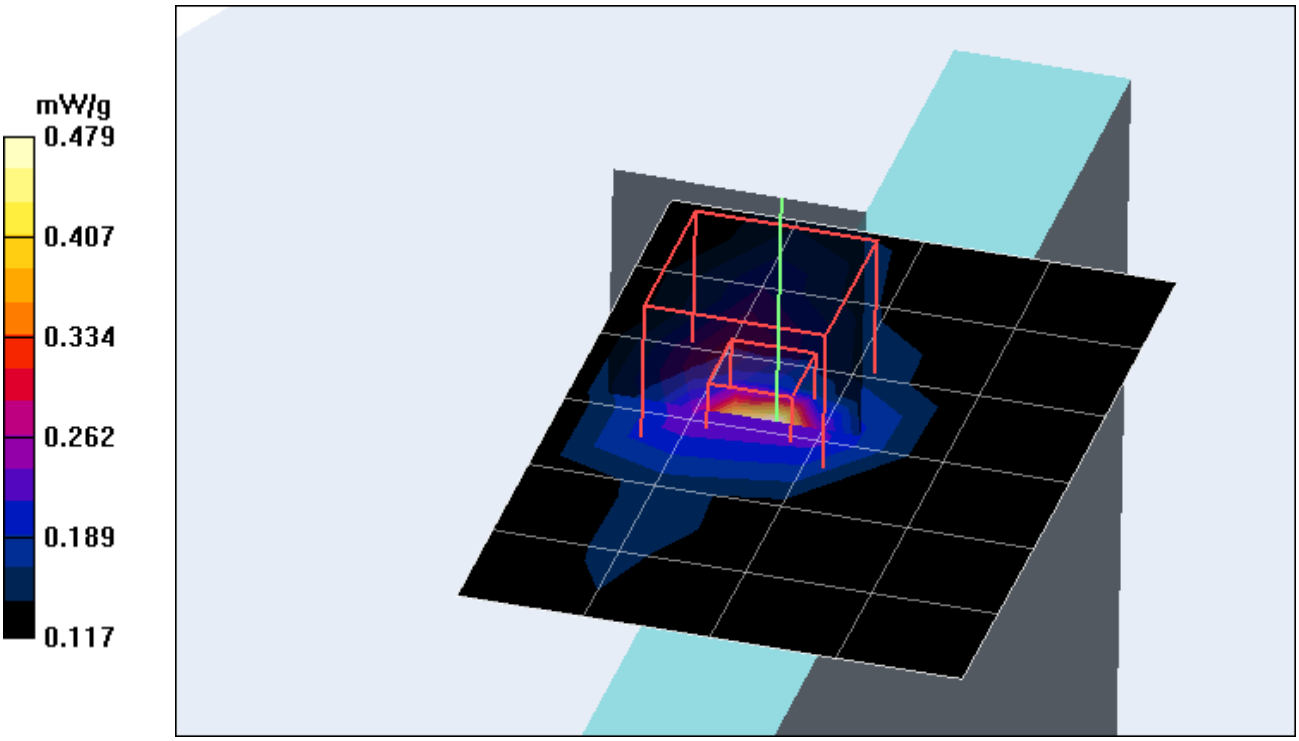

Date/Time: 2005/6/24 14:39:52

Test Laboratory: Advance Data Technology

WMIA-123AG47-Mode 23 Tip 0mm 11a normal (Antenna 2)

DUT: Table PC ; Type: WMIA-123AG47 ; Test Frequency: 5785 MHz
Communication System: 802.11a ; Frequency: 5785 MHz ; Duty Cycle: 1:1 ; Modulation type: OFDM
Medium: MSL5800 Medium parameters used: f = 5785 MHz; σ = 6.22 mho/m; ε_r = 46.9; ρ = 1000 kg/m^3 ; Liquid level : 150mm
Phantom section: Flat Section ; Separation distance : 0 mm (The bottom side of the EUT to the Phantom)
Antenna type : Internal Antenna ; Air temp. : 22.0 degrees ; Liquid temp. : 21.0 degrees
DASY4 Configuration:
- Probe: EX3DV3 - SN3506 ; ConvF(4.19, 4.19, 4.19) ; Calibrated: 2004/3/19
- Sensor-Surface: 4mm (Mechanical Surface Detection)
- Electronics: DAE3 Sn579 ; Calibrated: 2005/3/23
- Phantom: SAM 12 ; Type: SAM V4.0 ; Serial: TP 1202
- Measurement SW: DASY4, V4.5 Build 19 ; Postprocessing SW: SEMCAD, V1.8 Build 146

Mid Channel 5785/Area Scan (5x7x1): Measurement grid: dx=10mm, dy=10mm
Maximum value of SAR (measured) = 0.298 mW/g

Mid Channel 5785/Zoom Scan (7x7x7)/Cube 0: Measurement grid: dx=4.3mm, dy=4.3mm, dz=3mm
Reference Value = 6.37 V/m
Peak SAR (extrapolated) = 1.08 W/kg

SAR(1 g) = 0.412 mW/g; SAR(10 g) = 0.203 mW/g
Maximum value of SAR (measured) = 0.513 mW/g

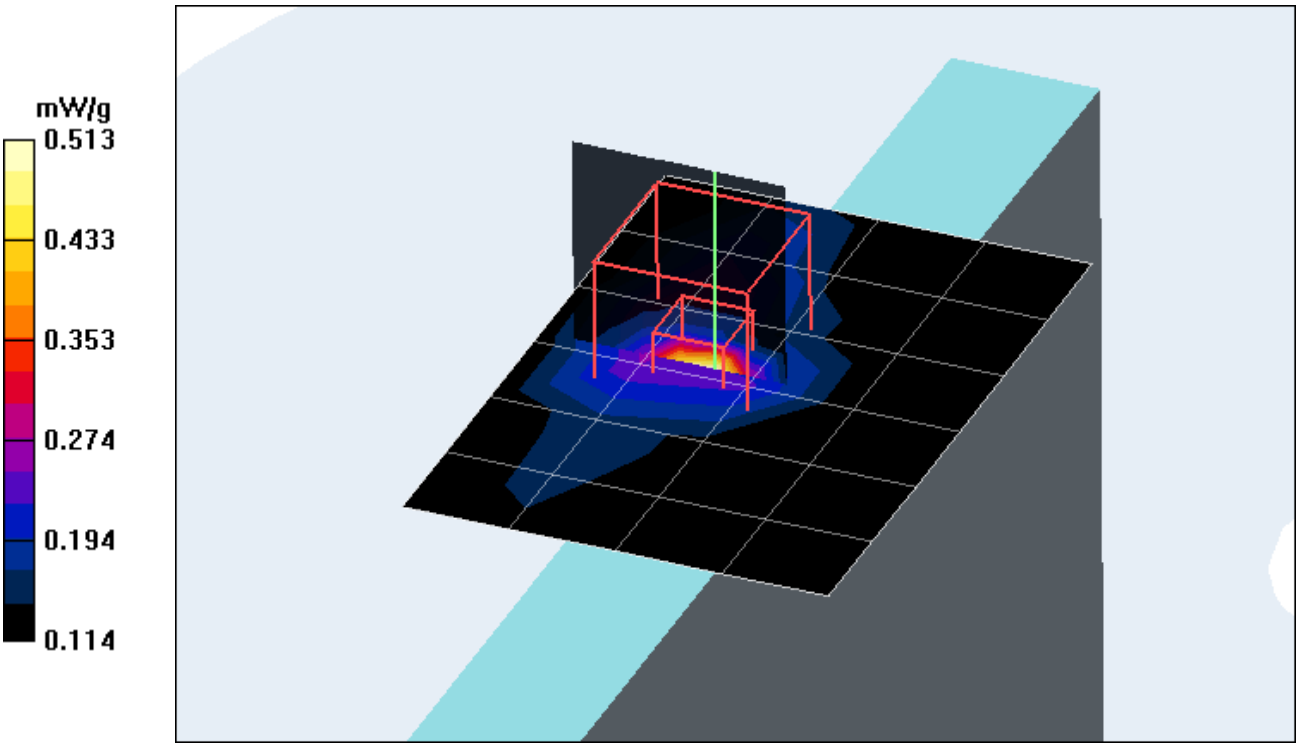

Date/Time: 2005/6/24 15:03:06

Test Laboratory: Advance Data Technology

WMIA-123AG47-Mode 23 Tip 0mm 11a normal (Antenna 2)

DUT: Table PC ; Type: WMIA-123AG47 ; Test Frequency: 5825 MHz
Communication System: 802.11a ; Frequency: 5825 MHz ; Duty Cycle: 1:1 ; Modulation type: OFDM
Medium: MSL5800 Medium parameters used (interpolated): f = 5825 MHz; σ = 6.25 mho/m; ε_r = 46.9; ρ = 1000 kg/m^3 ; Liquid level : 150mm
Phantom section: Flat Section ; Separation distance : 0 mm (The bottom side of the EUT to the Phantom)
Antenna type : Internal Antenna ; Air temp. : 22.0 degrees ; Liquid temp. : 21.0 degrees
DASY4 Configuration:
- Probe: EX3DV3 - SN3506 ; ConvF(4.19, 4.19, 4.19) ; Calibrated: 2004/3/19
- Sensor-Surface: 4mm (Mechanical Surface Detection)
- Electronics: DAE3 Sn579 ; Calibrated: 2005/3/23
- Phantom: SAM 12 ; Type: SAM V4.0 ; Serial: TP 1202
- Measurement SW: DASY4, V4.5 Build 19 ; Postprocessing SW: SEMCAD, V1.8 Build 146

High Channel 5825/Area Scan (5x7x1): Measurement grid: dx=10mm, dy=10mm
Maximum value of SAR (measured) = 0.289 mW/g

High Channel 5825/Zoom Scan (7x7x7)/Cube 0: Measurement grid: dx=4.3mm, dy=4.3mm, dz=3mm
Reference Value = 6.29 V/m
Peak SAR (extrapolated) = 1.13 W/kg

SAR(1 g) = 0.423 mW/g; SAR(10 g) = 0.201 mW/g
Maximum value of SAR (measured) = 0.493 mW/g

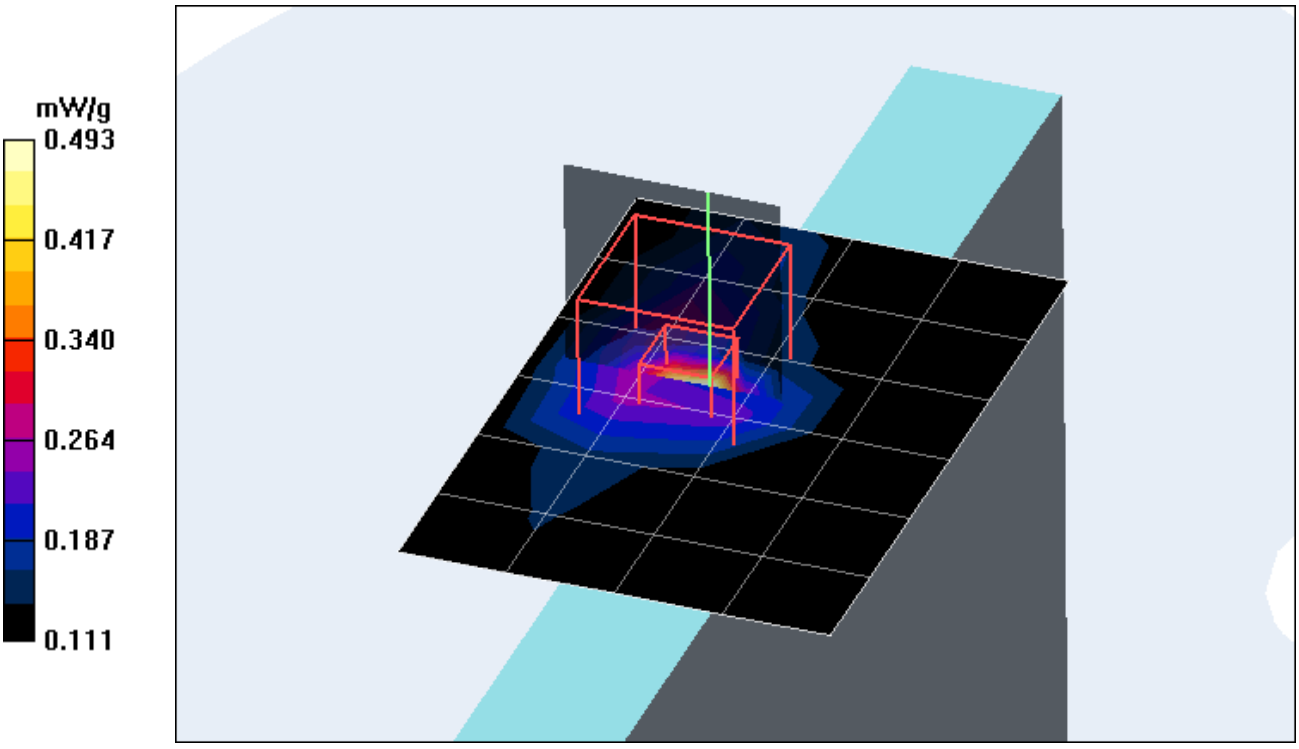

Date/Time: 2005/6/24 15:48:23

Test Laboratory: Advance Data Technology

WMIA-123AG47-Mode 24 Tip 0mm 11a turbo (Antenna 2)

DUT: Table PC ; Type: WMIA-123AG47 ; Test Frequency: 5210 MHz
Communication System: 802.11a ; Frequency: 5210 MHz ; Duty Cycle: 1:1 ; Modulation type: OFDM
Medium: MSL5800 Medium parameters used: f = 5210 MHz; σ = 5.33 mho/m; ε_r = 48; ρ = 1000 kg/m^3 ; Liquid level : 150mm
Phantom section: Flat Section ; Separation distance : 0 mm (The bottom side of the EUT to the Phantom)
Antenna type : Internal Antenna ; Air temp. : 22.0 degrees ; Liquid temp. : 21.0 degrees
DASY4 Configuration:
- Probe: EX3DV3 - SN3506 ; ConvF(4.57, 4.57, 4.57) ; Calibrated: 2004/3/19
- Sensor-Surface: 4mm (Mechanical Surface Detection)
- Electronics: DAE3 Sn579 ; Calibrated: 2005/3/23
- Phantom: SAM 12 ; Type: SAM V4.0 ; Serial: TP 1202
- Measurement SW: DASY4, V4.5 Build 19 ; Postprocessing SW: SEMCAD, V1.8 Build 146

Low Channel 5210/Area Scan (5x7x1): Measurement grid: dx=10mm, dy=10mm
Maximum value of SAR (measured) = 0.269 mW/g

Low Channel 5210/Zoom Scan (7x7x7)/Cube 0: Measurement grid: dx=4.3mm, dy=4.3mm, dz=3mm
Reference Value = 7.34 V/m
Peak SAR (extrapolated) = 1.17 W/kg

SAR(1 g) = 0.418 mW/g; SAR(10 g) = 0.169 mW/g
Maximum value of SAR (measured) = 0.523 mW/g

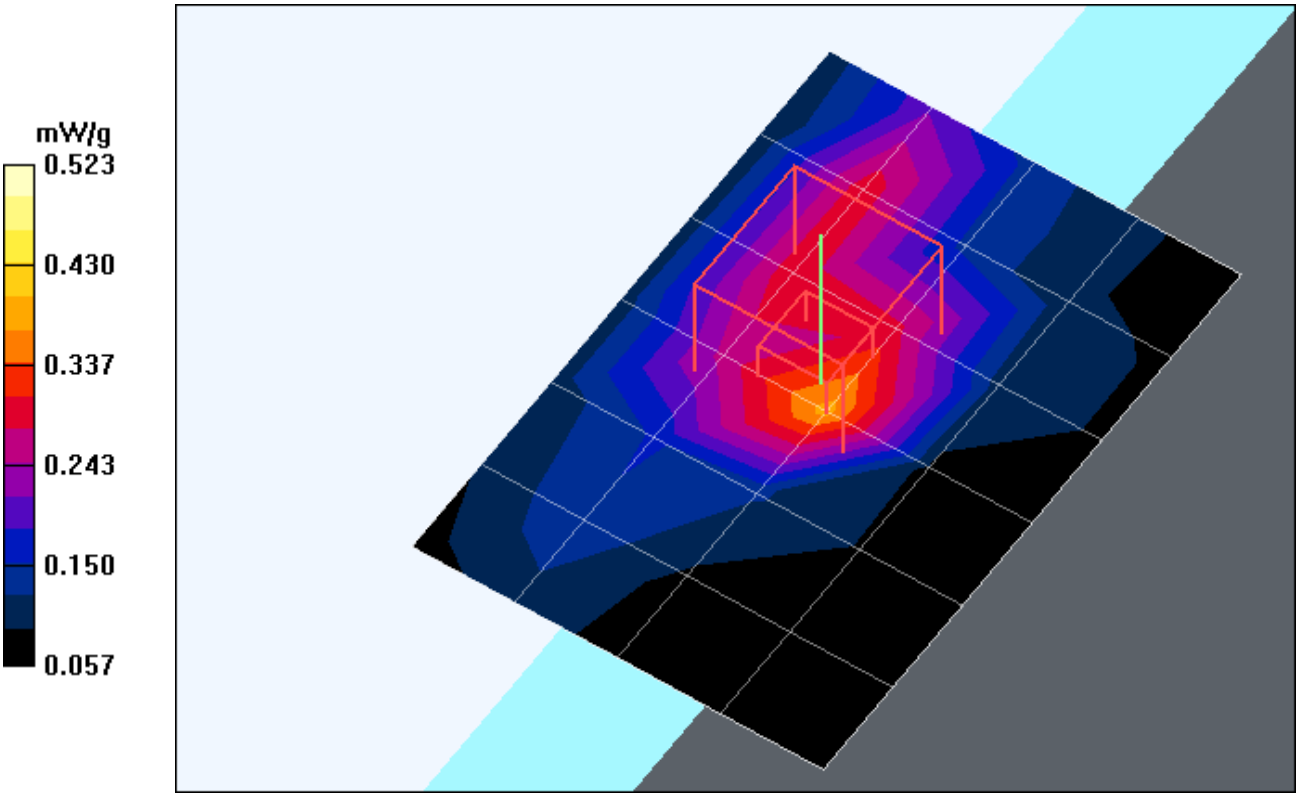

Date/Time: 2005/6/24 16:19:02

Test Laboratory: Advance Data Technology

WMIA-123AG47-Mode 24 Tip 0mm 11a turbo (Antenna 2)

DUT: Table PC ; Type: WMIA-123AG47 ; Test Frequency: 5250 MHz
Communication System: 802.11a ; Frequency: 5250 MHz ; Duty Cycle: 1:1 ; Modulation type: OFDM
Medium: MSL5800 Medium parameters used: f = 5250 MHz; σ = 5.39 mho/m; ε_r = 48; ρ = 1000 kg/m^3 ; Liquid level : 150mm
Phantom section: Flat Section ; Separation distance : 0 mm (The bottom side of the EUT to the Phantom)
Antenna type : Internal Antenna ; Air temp. : 22.0 degrees ; Liquid temp. : 21.0 degrees
DASY4 Configuration:
- Probe: EX3DV3 - SN3506 ; ConvF(4.57, 4.57, 4.57) ; Calibrated: 2004/3/19
- Sensor-Surface: 4mm (Mechanical Surface Detection)
- Electronics: DAE3 Sn579 ; Calibrated: 2005/3/23
- Phantom: SAM 12 ; Type: SAM V4.0 ; Serial: TP 1202
- Measurement SW: DASY4, V4.5 Build 19 ; Postprocessing SW: SEMCAD, V1.8 Build 146

Mid Channel 5250/Area Scan (5x7x1): Measurement grid: dx=10mm, dy=10mm
Maximum value of SAR (measured) = 0.277 mW/g

Mid Channel 5250/Zoom Scan (7x7x7)/Cube 0: Measurement grid: dx=4.3mm, dy=4.3mm, dz=3mm
Reference Value = 7.32 V/m
Peak SAR (extrapolated) = 1.12 W/kg

SAR(1 g) = 0.386 mW/g; SAR(10 g) = 0.148 mW/g
Maximum value of SAR (measured) = 0.475 mW/g

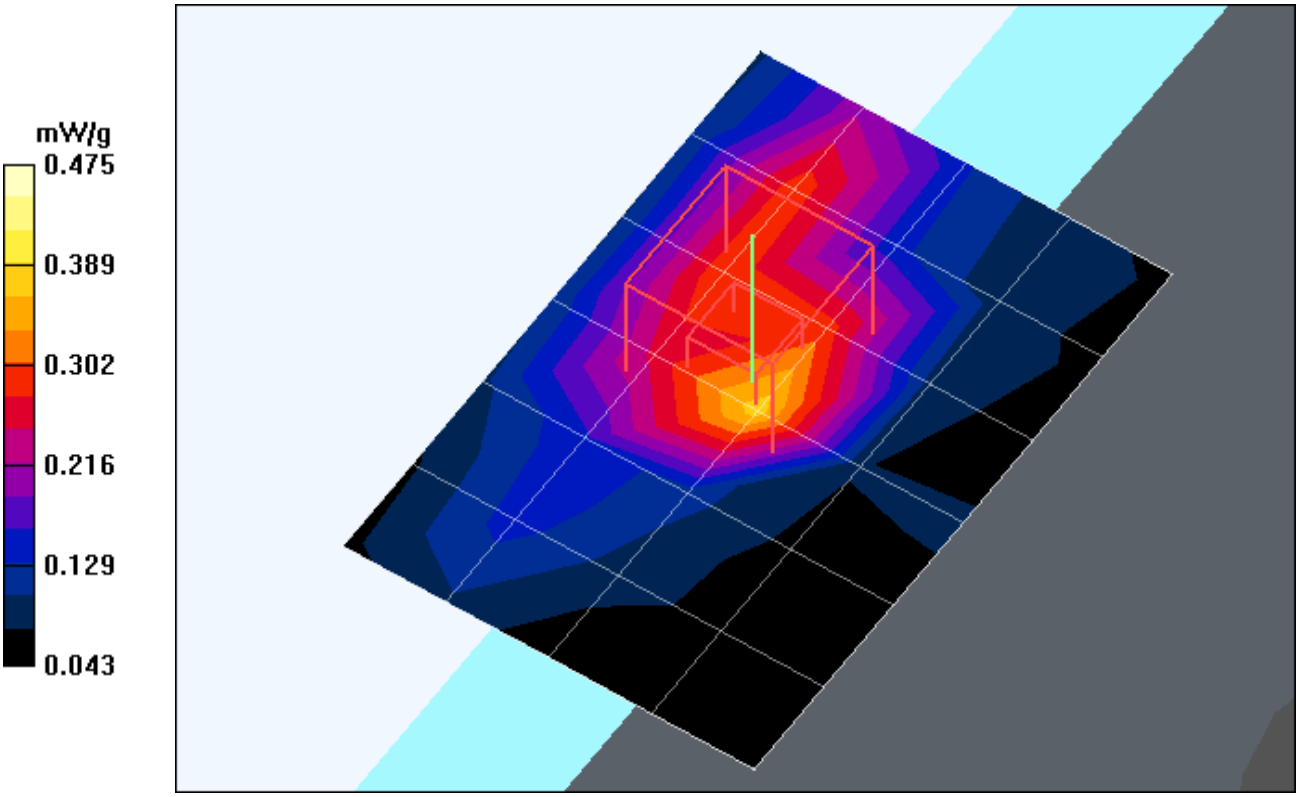

Date/Time: 2005/6/24 16:43:34

Test Laboratory: Advance Data Technology

WMIA-123AG47-Mode 24 Tip 0mm 11a turbo (Antenna 2)

DUT: Table PC ; Type: WMIA-123AG47 ; Test Frequency: 5290 MHz
Communication System: 802.11a ; Frequency: 5290 MHz ; Duty Cycle: 1:1 ; Modulation type: OFDM
Medium: MSL5800 Medium parameters used: f = 5290 MHz; σ = 5.44 mho/m; ε_r = 48; ρ = 1000 kg/m^3 ; Liquid level : 150mm
Phantom section: Flat Section ; Separation distance : 0 mm (The bottom side of the EUT to the Phantom)
Antenna type : Internal Antenna ; Air temp. : 22.0 degrees ; Liquid temp. : 21.0 degrees
DASY4 Configuration:
- Probe: EX3DV3 - SN3506 ; ConvF(4.57, 4.57, 4.57) ; Calibrated: 2004/3/19
- Sensor-Surface: 4mm (Mechanical Surface Detection)
- Electronics: DAE3 Sn579 ; Calibrated: 2005/3/23
- Phantom: SAM 12 ; Type: SAM V4.0 ; Serial: TP 1202
- Measurement SW: DASY4, V4.5 Build 19 ; Postprocessing SW: SEMCAD, V1.8 Build 146

Mid Channel 5290/Area Scan (5x7x1): Measurement grid: dx=10mm, dy=10mm
Maximum value of SAR (measured) = 0.310 mW/g

Mid Channel 5290/Zoom Scan (7x7x7)/Cube 0: Measurement grid: dx=4.3mm, dy=4.3mm, dz=3mm
Reference Value = 7.79 V/m
Peak SAR (extrapolated) = 1.37 W/kg

SAR(1 g) = 0.458 mW/g; SAR(10 g) = 0.171 mW/g
Maximum value of SAR (measured) = 0.602 mW/g

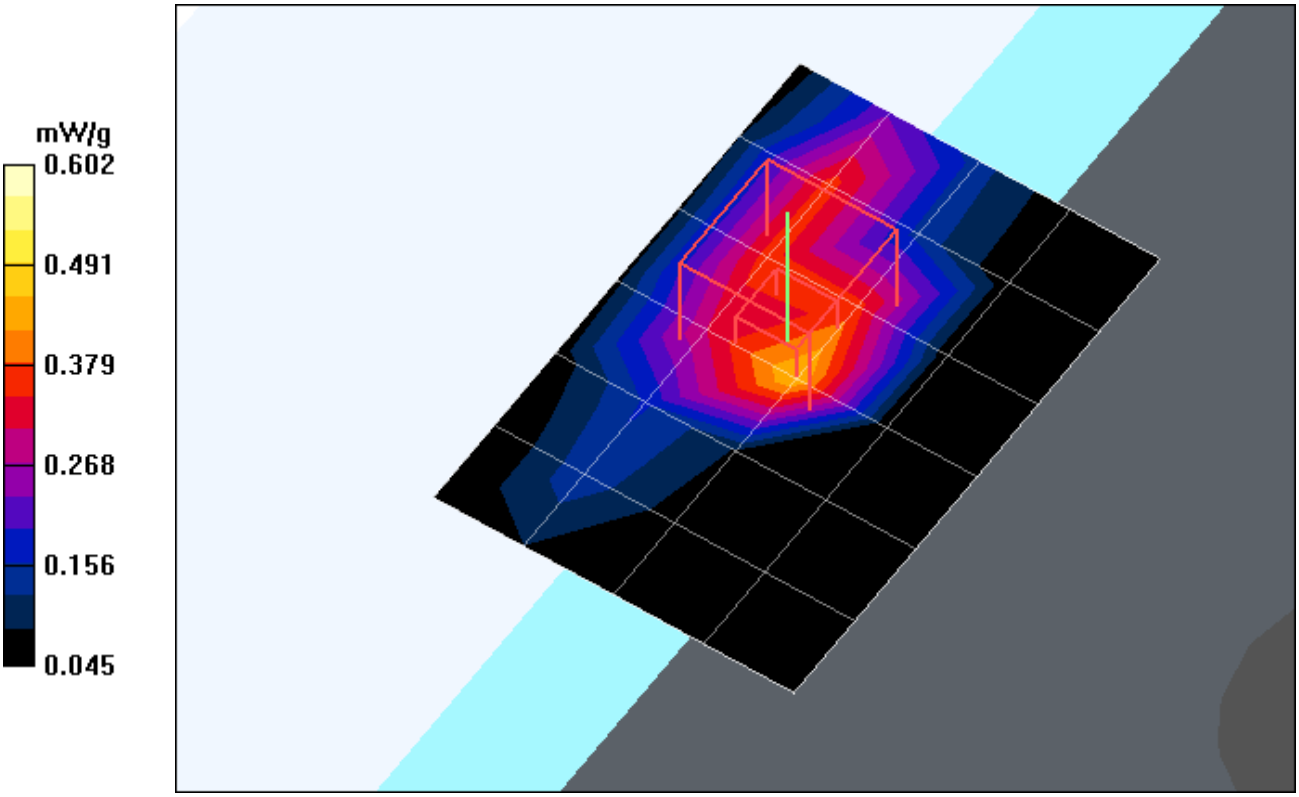

Date/Time: 2005/6/24 17:08:16

Test Laboratory: Advance Data Technology

WMIA-123AG47-Mode 24 Tip 0mm 11a turbo (Antenna 2)

DUT: Table PC ; Type: WMIA-123AG47 ; Test Frequency: 5760 MHz
Communication System: 802.11a ; Frequency: 5760 MHz ; Duty Cycle: 1:1 ; Modulation type: OFDM
Medium: MSL5800 Medium parameters used: f = 5760 MHz; σ = 6.18 mho/m; ε_r = 47; ρ = 1000 kg/m^3 ; Liquid level : 150mm
Phantom section: Flat Section ; Separation distance : 0 mm (The bottom side of the EUT to the Phantom)
Antenna type : Internal Antenna ; Air temp. : 22.0 degrees ; Liquid temp. : 21.0 degrees
DASY4 Configuration:
- Probe: EX3DV3 - SN3506 ; ConvF(4.19, 4.19, 4.19) ; Calibrated: 2004/3/19
- Sensor-Surface: 4mm (Mechanical Surface Detection)
- Electronics: DAE3 Sn579 ; Calibrated: 2005/3/23
- Phantom: SAM 12 ; Type: SAM V4.0 ; Serial: TP 1202
- Measurement SW: DASY4, V4.5 Build 19 ; Postprocessing SW: SEMCAD, V1.8 Build 146

Mid Channel 5760/Area Scan (5x7x1): Measurement grid: dx=10mm, dy=10mm
Maximum value of SAR (measured) = 0.227 mW/g

Mid Channel 5760/Zoom Scan (7x7x7)/Cube 0: Measurement grid: dx=4.3mm, dy=4.3mm, dz=3mm
Reference Value = 6.30 V/m
Peak SAR (extrapolated) = 1.13 W/kg

SAR(1 g) = 0.372 mW/g; SAR(10 g) = 0.149 mW/g
Maximum value of SAR (measured) = 0.482 mW/g

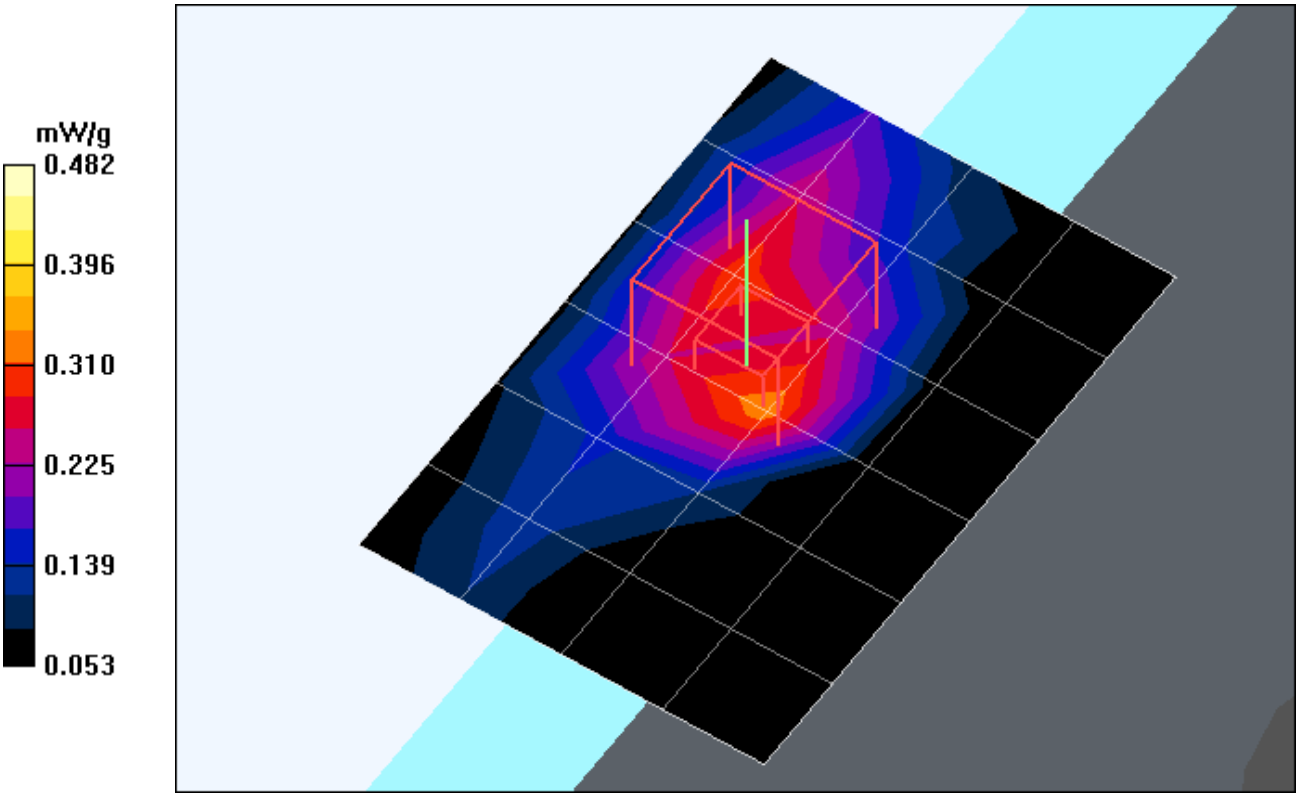

Date/Time: 2005/6/24 17:32:29

Test Laboratory: Advance Data Technology

WMIA-123AG47-Mode 24 Tip 0mm 11a turbo (Antenna 2)

DUT: Table PC ; Type: WMIA-123AG47 ; Test Frequency: 5800 MHz
Communication System: 802.11a ; Frequency: 5800 MHz ; Duty Cycle: 1:1 ; Modulation type: OFDM
Medium: MSL5800 Medium parameters used: f = 5800 MHz; σ = 6.25 mho/m; ε_r = 46.9; ρ = 1000 kg/m^3 ; Liquid level : 150mm
Phantom section: Flat Section ; Separation distance : 0 mm (The bottom side of the EUT to the Phantom)
Antenna type : Internal Antenna ; Air temp. : 22.0 degrees ; Liquid temp. : 21.0 degrees
DASY4 Configuration:
- Probe: EX3DV3 - SN3506 ; ConvF(4.19, 4.19, 4.19) ; Calibrated: 2004/3/19
- Sensor-Surface: 4mm (Mechanical Surface Detection)
- Electronics: DAE3 Sn579 ; Calibrated: 2005/3/23
- Phantom: SAM 12 ; Type: SAM V4.0 ; Serial: TP 1202
- Measurement SW: DASY4, V4.5 Build 19 ; Postprocessing SW: SEMCAD, V1.8 Build 146

High Channel 5800/Area Scan (5x7x1): Measurement grid: dx=10mm, dy=10mm
Maximum value of SAR (measured) = 0.220 mW/g

High Channel 5800/Zoom Scan (7x7x7)/Cube 0: Measurement grid: dx=4.3mm, dy=4.3mm, dz=3mm
Reference Value = 6.16 V/m
Peak SAR (extrapolated) = 1.10 W/kg

SAR(1 g) = 0.361 mW/g; SAR(10 g) = 0.146 mW/g
Maximum value of SAR (measured) = 0.475 mW/g

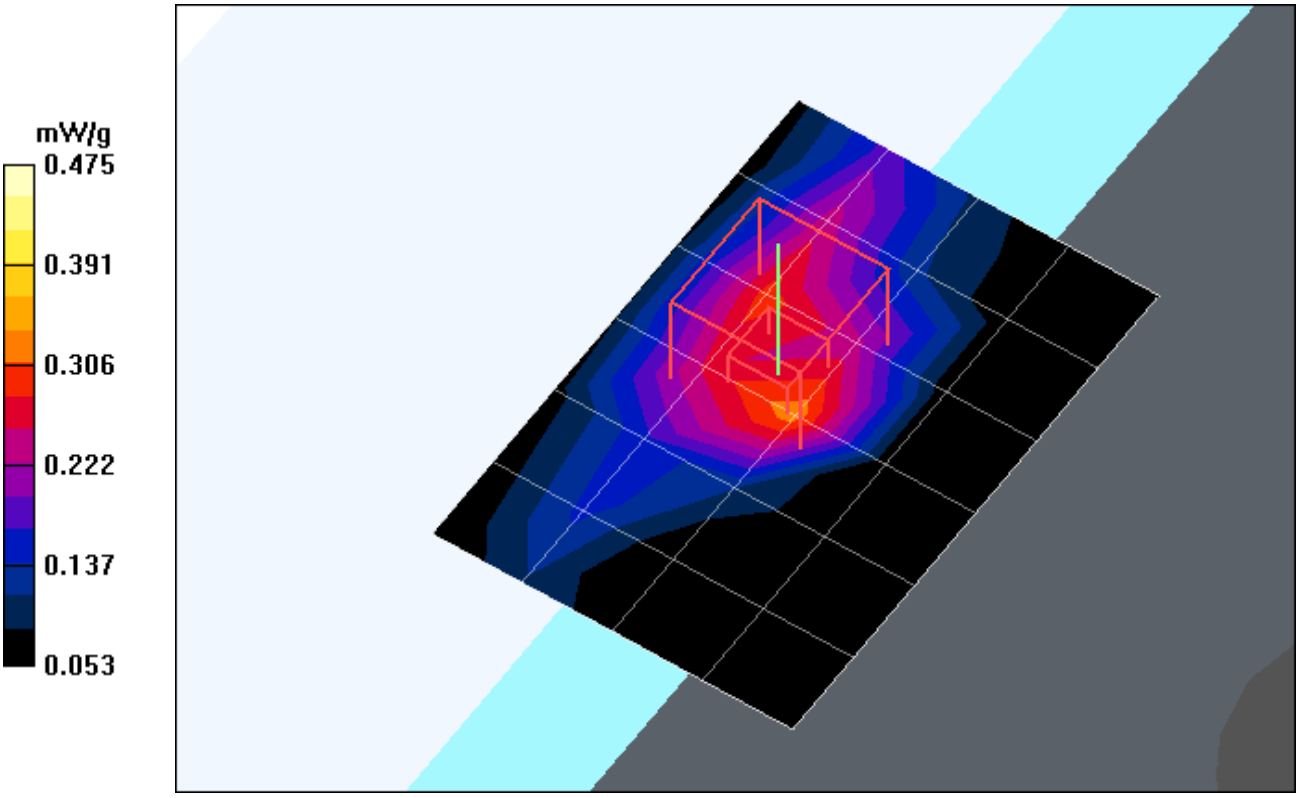

Date/Time: 04/15/05 10:30:08

Test Laboratory: Advance Data Technology

WMIA-123AG47-Mode 25 Bottom 11b (Antenna 1) with Bluetooth

DUT: Table PC ; Type: WMIA-123AG47 ; Test Frequency: 2462 MHz

Communication System: 802.11b ; Frequency: 2462 MHz ; Duty Cycle: 1:1 ; Modulation type: CCK
Medium: MSL2450 Medium parameters used: f = 2462 MHz; σ = 2.04 mho/m; ε_r = 50.8; ρ = 1000 kg/m^3 ; Liquid level : 150mm
Phantom section: Flat Section ; Separation distance : 0 mm (The bottom side of the EUT to the Phantom)
Antenna type : Internal Antenna ; Air temp. : 22.0 degrees ; Liquid temp. : 21.0 degrees
DASY4 Configuration:
- Probe: ET3DV6 - SN1687 ; ConvF(4.23, 4.23, 4.23) ; Calibrated: 2004/8/26
- Sensor-Surface: 4mm (Mechanical Surface Detection)
- Electronics: DAE3 Sn510 ; Calibrated: 2004/8/17
- Phantom: SAM 12 ; Type: SAM V4.0 ; Serial: TP 1202
- Measurement SW: DASY4, V4.4 Build 3 ; Postprocessing SW: SEMCAD, V1.8 Build 130

High Channel + BT/Area Scan (5x7x1): Measurement grid: dx=15mm, dy=15mm
Maximum value of SAR (measured) = 0.188 mW/g

High Channel + BT/Zoom Scan (7x7x7)/Cube 0: Measurement grid: dx=5mm, dy=5mm, dz=5mm
Reference Value = 9.41 V/m
Peak SAR (extrapolated) = 5.96 W/kg
SAR(1 g) = 0.175 mW/g; SAR(10 g) = 0.093 mW/g
Maximum value of SAR (measured) = 0.207 mW/g

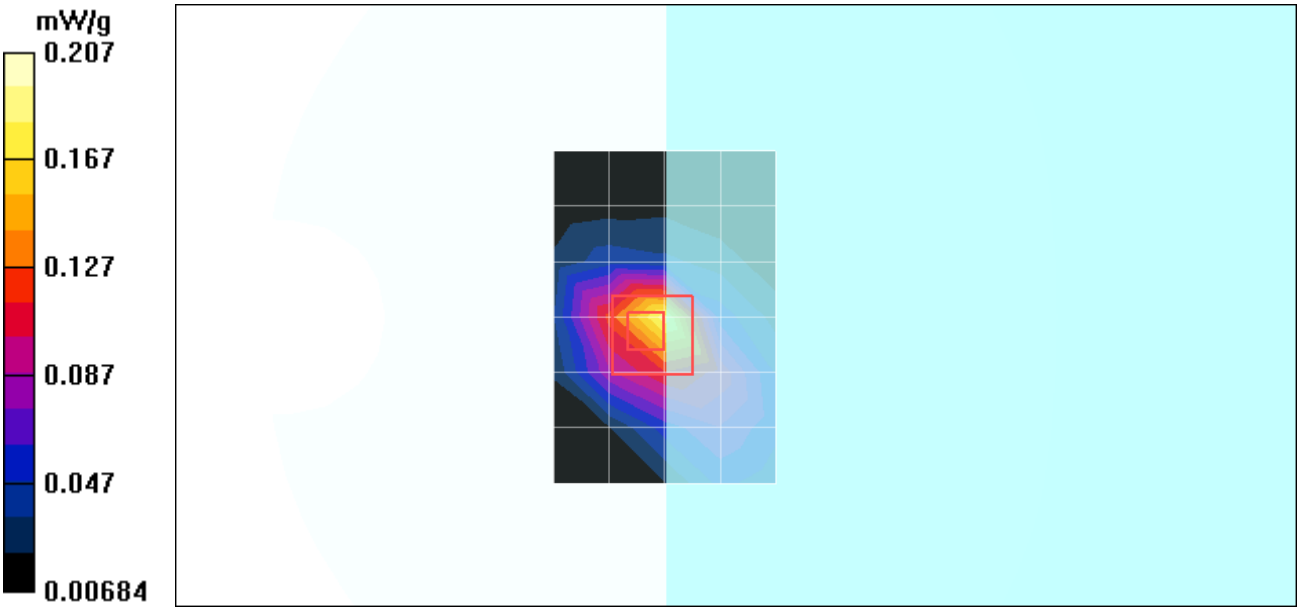

Date/Time: 04/15/05 13:20:43

Test Laboratory: Advance Data Technology

WMIA-123AG47-Mode 26 Bottom 11b (Antenna 2) with Bluetooth

DUT: Table PC ; Type: WMIA-123AG47 ; Test Frequency: 2462 MHz

Communication System: 802.11b ; Frequency: 2462 MHz ; Duty Cycle: 1:1 ; Modulation type: CCK
Medium: MSL2450 Medium parameters used: f = 2462 MHz; σ = 2.04 mho/m; ε_r = 50.8; ρ = 1000 kg/m^3 ; Liquid level : 150mm
Phantom section: Flat Section ; Separation distance : 0 mm (The bottom side of the EUT to the Phantom)
Antenna type : Internal Antenna ; Air temp. : 22.0 degrees ; Liquid temp. : 21.0 degrees
DASY4 Configuration:
- Probe: ET3DV6 - SN1687 ; ConvF(4.23, 4.23, 4.23) ; Calibrated: 2004/8/26
- Sensor-Surface: 4mm (Mechanical Surface Detection)
- Electronics: DAE3 Sn510 ; Calibrated: 2004/8/17
- Phantom: SAM 12 ; Type: SAM V4.0 ; Serial: TP 1202
- Measurement SW: DASY4, V4.4 Build 3 ; Postprocessing SW: SEMCAD, V1.8 Build 130

High Channel 11 + BT/Area Scan (5x7x1): Measurement grid: dx=15mm, dy=15mm
Maximum value of SAR (measured) = 0.325 mW/g

High Channel 11 + BT/Zoom Scan (7x7x7)/Cube 0: Measurement grid: dx=5mm, dy=5mm, dz=5mm
Reference Value = 13.6 V/m
Peak SAR (extrapolated) = 0.481 W/kg
SAR(1 g) = 0.320 mW/g; SAR(10 g) = 0.161 mW/g
Maximum value of SAR (measured) = 0.360 mW/g

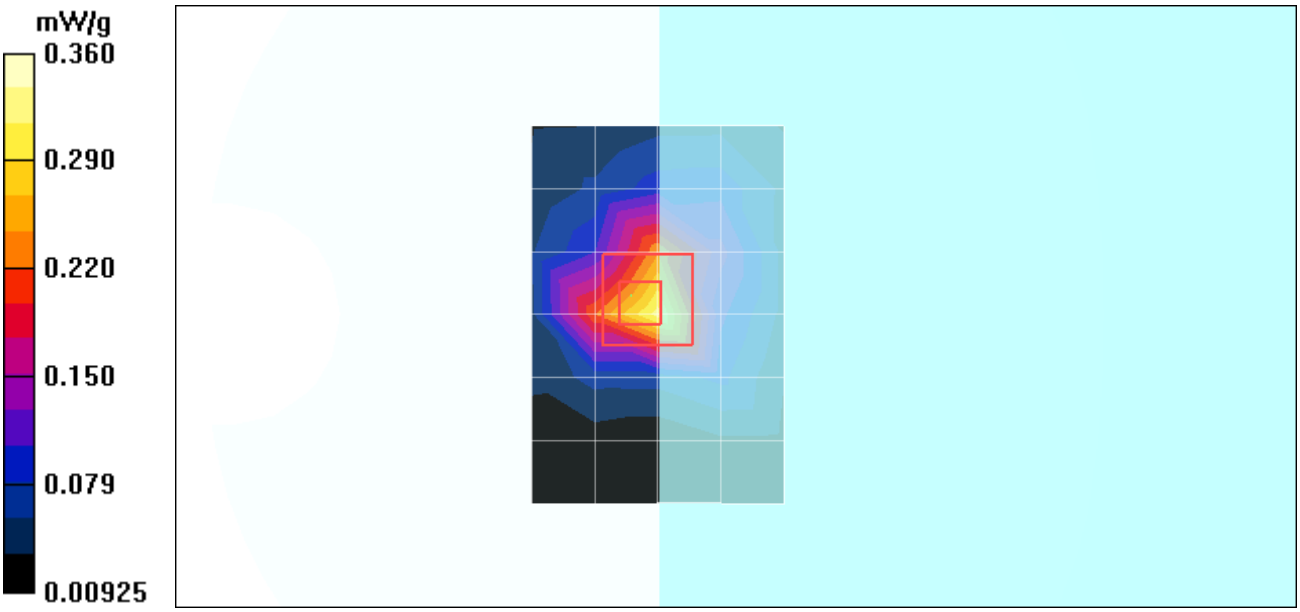

Date/Time: 04/15/05 15:59:45

Test Laboratory: Advance Data Technology

WMIA-123AG47-Mode 27 Tip 15mm 11b (Antenna 1) with Bluetooth

DUT: Table PC ; Type: WMIA-123AG47 ; Test Frequency: 2462 MHz

Communication System: 802.11b ; Frequency: 2462 MHz ; Duty Cycle: 1:1 ; Modulation type: CCK
Medium: MSL2450 Medium parameters used: f = 2462 MHz; σ = 2.04 mho/m; ε_r = 50.8; ρ = 1000 kg/m^3 ; Liquid level : 150mm
Phantom section: Flat Section ; Separation distance : 0 mm (The bottom side of the EUT to the Phantom)
Antenna type : Internal Antenna ; Air temp. : 22.0 degrees ; Liquid temp. : 21.0 degrees
DASY4 Configuration:
- Probe: ET3DV6 - SN1687 ; ConvF(4.23, 4.23, 4.23) ; Calibrated: 2004/8/26
- Sensor-Surface: 4mm (Mechanical Surface Detection)
- Electronics: DAE3 Sn510 ; Calibrated: 2004/8/17
- Phantom: SAM 12 ; Type: SAM V4.0 ; Serial: TP 1202
- Measurement SW: DASY4, V4.4 Build 3 ; Postprocessing SW: SEMCAD, V1.8 Build 130

High Channel 11 + BT/Area Scan (5x7x1): Measurement grid: dx=15mm, dy=15mm
Maximum value of SAR (measured) = 0.118 mW/g

High Channel 11 + BT/Zoom Scan (7x7x7)/Cube 0: Measurement grid: dx=5mm, dy=5mm, dz=5mm
Reference Value = 7.34 V/m
Peak SAR (extrapolated) = 0.157 W/kg
SAR(1 g) = 0.118 mW/g; SAR(10 g) = 0.074 mW/g
Maximum value of SAR (measured) = 0.137 mW/g

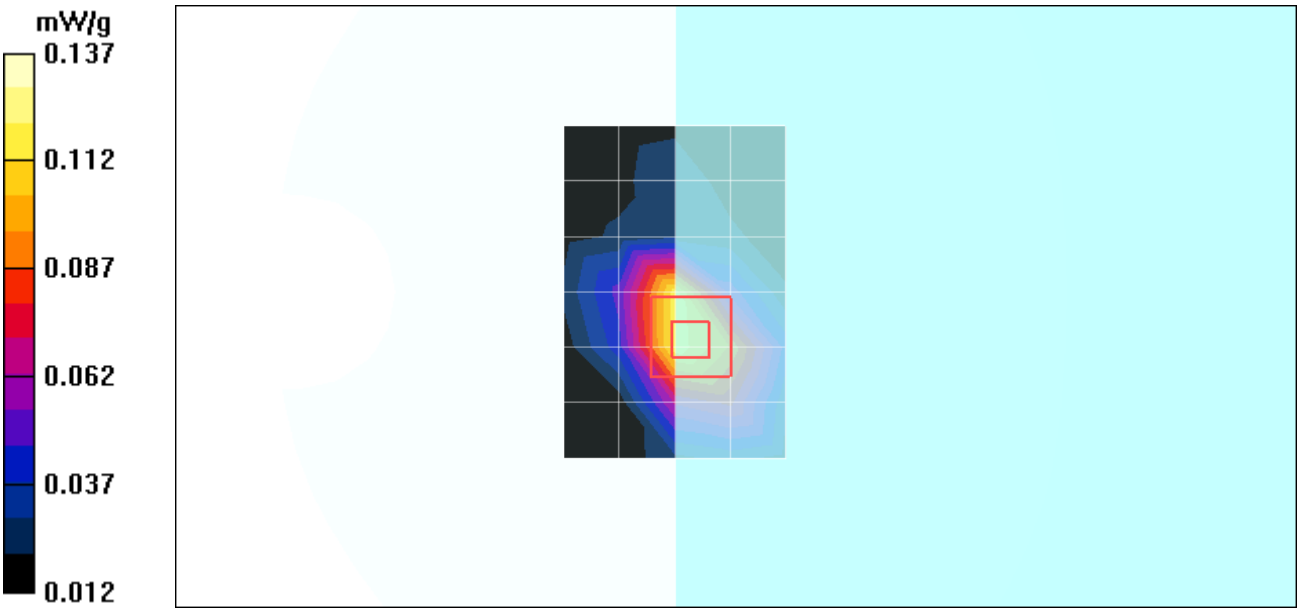

Date/Time: 04/15/05 18:43:08

Test Laboratory: Advance Data Technology

WMIA-123AG47-Mode 28 Tip 15mm 11b (Antenna 2) with Bluetooth

DUT: Table PC ; Type: WMIA-123AG47 ; Test Frequency: 2462 MHz

Communication System: 802.11b ; Frequency: 2462 MHz ; Duty Cycle: 1:1 ; Modulation type: CCK
Medium: MSL2450 Medium parameters used: f = 2462 MHz; σ = 2.04 mho/m; ε_r = 50.8; ρ = 1000 kg/m^3 ; Liquid level : 150mm
Phantom section: Flat Section ; Separation distance : 0 mm (The bottom side of the EUT to the Phantom)
Antenna type : Internal Antenna ; Air temp. : 22.0 degrees ; Liquid temp. : 21.0 degrees
DASY4 Configuration:
- Probe: ET3DV6 - SN1687 ; ConvF(4.23, 4.23, 4.23) ; Calibrated: 2004/8/26
- Sensor-Surface: 4mm (Mechanical Surface Detection)
- Electronics: DAE3 Sn510 ; Calibrated: 2004/8/17
- Phantom: SAM 12 ; Type: SAM V4.0 ; Serial: TP 1202
- Measurement SW: DASY4, V4.4 Build 3 ; Postprocessing SW: SEMCAD, V1.8 Build 130

High Channel 11 + BT/Area Scan (5x7x1): Measurement grid: dx=15mm, dy=15mm
Maximum value of SAR (measured) = 0.119 mW/g

High Channel 11 + BT/Zoom Scan (7x7x7)/Cube 0: Measurement grid: dx=5mm, dy=5mm, dz=5mm
Reference Value = 7.38 V/m
Peak SAR (extrapolated) = 0.144 W/kg
SAR(1 g) = 0.114 mW/g; SAR(10 g) = 0.067 mW/g
Maximum value of SAR (measured) = 0.129 mW/g

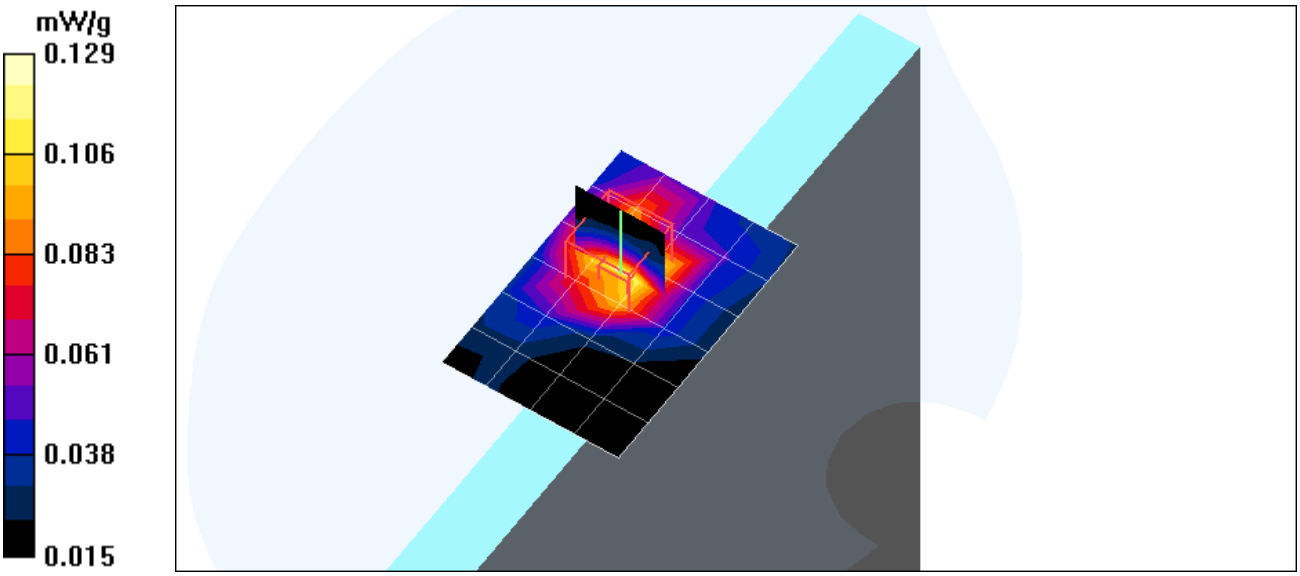

Date/Time: 2005/6/23 10:53:51

Test Laboratory: Advance Data Technology

WMIA-123AG47-Mode 29 Tip 0mm 11b (Antenna 1) with Bluetooth

DUT: Table PC ; Type: WMIA-123AG47 ; Test Frequency: 2462 MHz
Communication System: 802.11b ; Frequency: 2462 MHz ; Duty Cycle: 1:1 ; Modulation type: CCK
Medium: MSL2450 Medium parameters used: f = 2462 MHz; σ = 2.05 mho/m; ε_r = 53.4; ρ = 1000 kg/m^3 ; Liquid level : 150mm
Phantom section: Flat Section ; Separation distance : 0 mm (The bottom side of the EUT to the Phantom)
Antenna type : Internal Antenna ; Air temp. : 23.0 degrees ; Liquid temp. : 22.0 degrees
DASY4 Configuration:
- Probe: ET3DV6 - SN1790 ; ConvF(4.35, 4.35, 4.35) ; Calibrated: 2004/12/20
- Sensor-Surface: 4mm (Mechanical Surface Detection)
- Electronics: DAE3 Sn579 ; Calibrated: 2005/3/23
- Phantom: SAM 12 ; Type: SAM V4.0 ; Serial: TP 1202
- Measurement SW: DASY4, V4.5 Build 19 ; Postprocessing SW: SEMCAD, V1.8 Build 146

High Channel 11 + BT/Area Scan (5x7x1): Measurement grid: dx=15mm, dy=15mm
Maximum value of SAR (measured) = 1.15 mW/g

High Channel 11 + BT/Zoom Scan (7x7x7)/Cube 0: Measurement grid: dx=5mm, dy=5mm, dz=5mm
Reference Value = 25.2 V/m
Peak SAR (extrapolated) = 3.93 W/kg

SAR(1 g) = 1.29 mW/g; SAR(10 g) = 0.487 mW/g
Maximum value of SAR (measured) = 1.52 mW/g

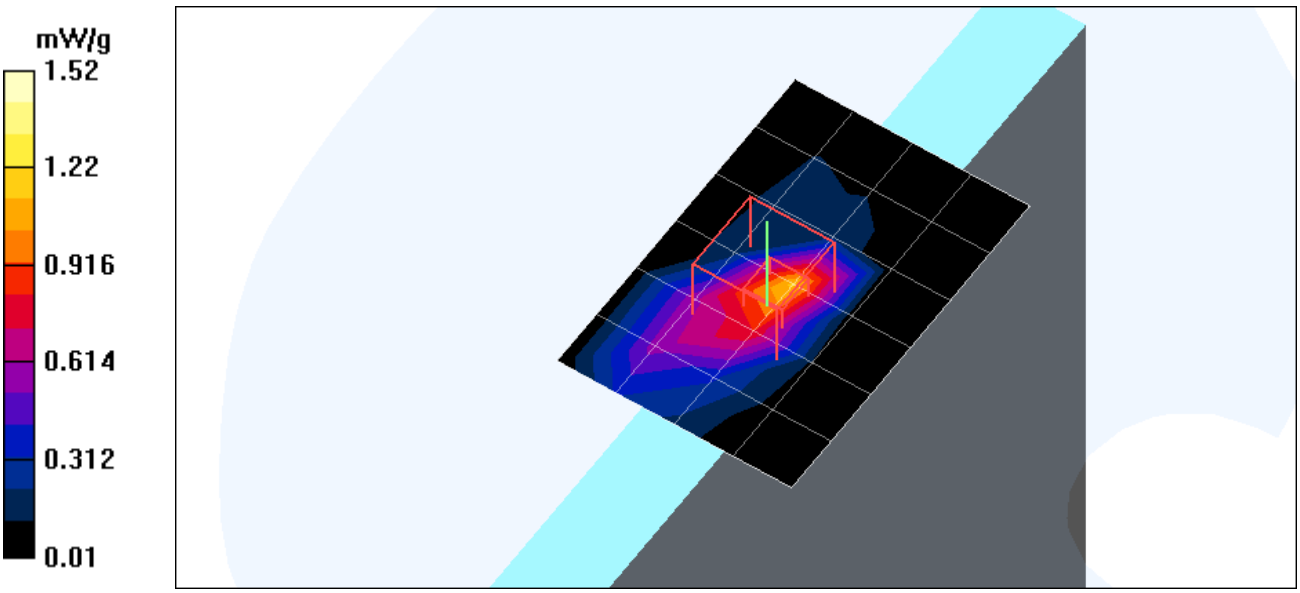

Date/Time: 2005/6/23 13:28:20

Test Laboratory: Advance Data Technology

WMIA-123AG47-Mode 29 Tip 0mm 11b (Antenna 2) with Bluetooth

DUT: Table PC ; Type: WMIA-123AG47 ; Test Frequency: 2462 MHz
Communication System: 802.11b ; Frequency: 2462 MHz ; Duty Cycle: 1:1 ; Modulation type: CCK
Medium: MSL2450 Medium parameters used: f = 2462 MHz; σ = 2.05 mho/m; ε_r = 53.4; ρ = 1000 kg/m^3 ; Liquid level : 150mm
Phantom section: Flat Section ; Separation distance : 0 mm (The bottom side of the EUT to the Phantom)
Antenna type : Internal Antenna ; Air temp. : 23.0 degrees ; Liquid temp. : 22.0 degrees
DASY4 Configuration:
- Probe: ET3DV6 - SN1790 ; ConvF(4.35, 4.35, 4.35) ; Calibrated: 2004/12/20
- Sensor-Surface: 4mm (Mechanical Surface Detection)
- Electronics: DAE3 Sn579 ; Calibrated: 2005/3/23
- Phantom: SAM 12 ; Type: SAM V4.0 ; Serial: TP 1202
- Measurement SW: DASY4, V4.5 Build 19 ; Postprocessing SW: SEMCAD, V1.8 Build 146

High Channel + BT/Area Scan (5x7x1): Measurement grid: dx=15mm, dy=15mm
Maximum value of SAR (measured) = 0.947 mW/g

High Channel + BT/Zoom Scan (7x7x7)/Cube 0: Measurement grid: dx=5mm, dy=5mm, dz=5mm
Reference Value = 22.2 V/m
Peak SAR (extrapolated) = 4.60 W/kg
SAR(1 g) = 1.4 mW/g; SAR(10 g) = 0.506 mW/g
Maximum value of SAR (measured) = 1.65 mW/g

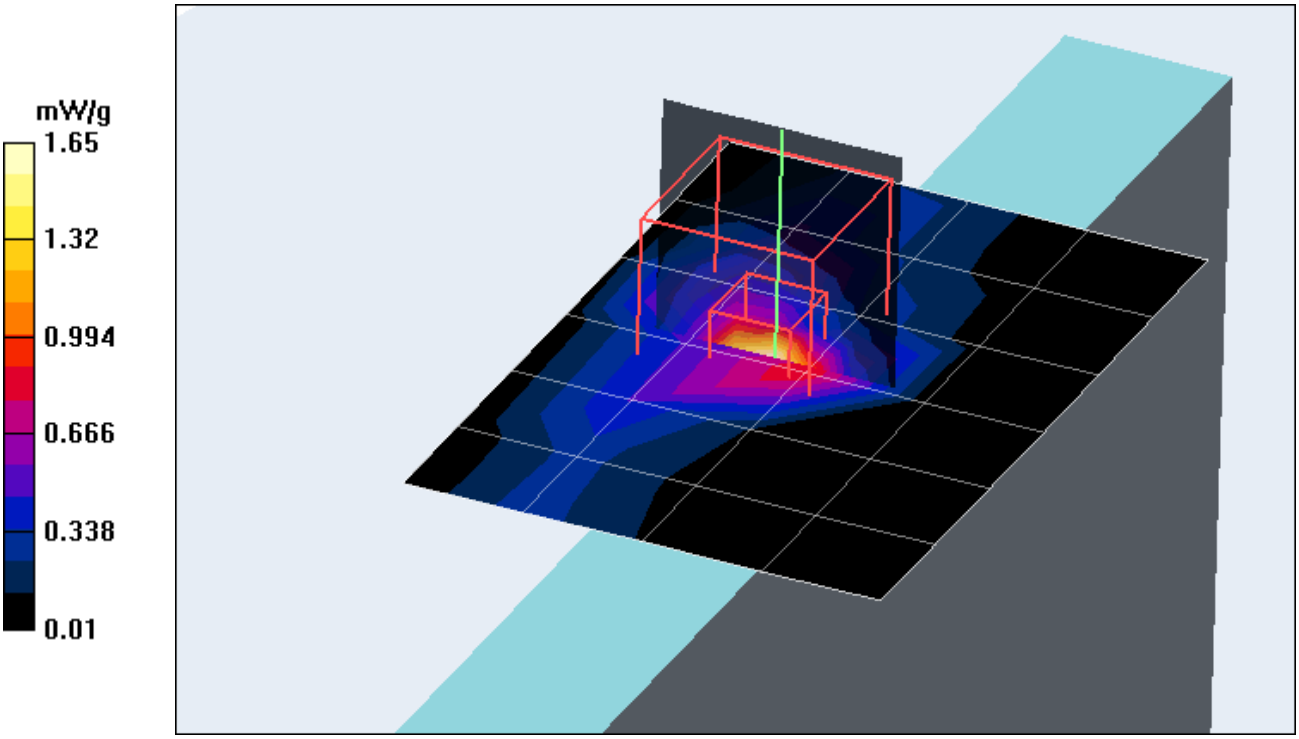

Date/Time: 03/10/05 02:20:40

Test Laboratory: Advance Data Technology

WMIA-123AG47-Mode 31 Bottom 11a normal (Antenna 1) with Bluetooth

DUT: Table PC; Type: WMIA-123AG47; Serial: N/A

Communication System: 802.11A; Frequency: 5240 MHz;Duty Cycle: 1:1
Medium parameters used: f = 5240 MHz; σ = 5.42 mho/m; ε_r = 47.3; ρ = 1000 kg/m^3
Air Temperature:24 deg C;Liquid Temperature:22 deg C
Area scan setting: Find secondary maxima within 2 dB, and with a peak SAR value greater than 0.0012 mW/g
Zoom scan setting: Maximum number of cubes to measure is 2
Phantom section: Flat Section

DASY4 Configuration:

- Probe: EX3DV4 - SN3506; ConvF(4.57, 4.57, 4.57); Calibrated: 2004/03/19
- Sensor-Surface: 4mm (Mechanical Surface Detection)

- Electronics: DAE3 Sn510; Calibrated: 2004/8/17
- Phantom: SAM 12; Type: SAM V4.0; Serial: TP-1202
- Measurement SW: DASY4, V4.4 Build 3; Postprocessing SW: SEMCAD, V1.8 Build 130

Middle Channel-5240/Area Scan (7x10x1): Measurement grid: dx=10mm, dy=10mm
Maximum value of SAR (measured) = 0.284 mW/g

Middle Channel-5240/Zoom Scan (8x8x8)/Cube 0: Measurement grid: dx=4.3mm, dy=4.3mm, dz=3mm
Reference Value = 6.41 V/m
Peak SAR (extrapolated) = 0.617 W/kg
SAR(1 g) = 0.208 mW/g; SAR(10 g) = 0.131 mW/g
Maximum value of SAR (measured) = 0.277 mW/g

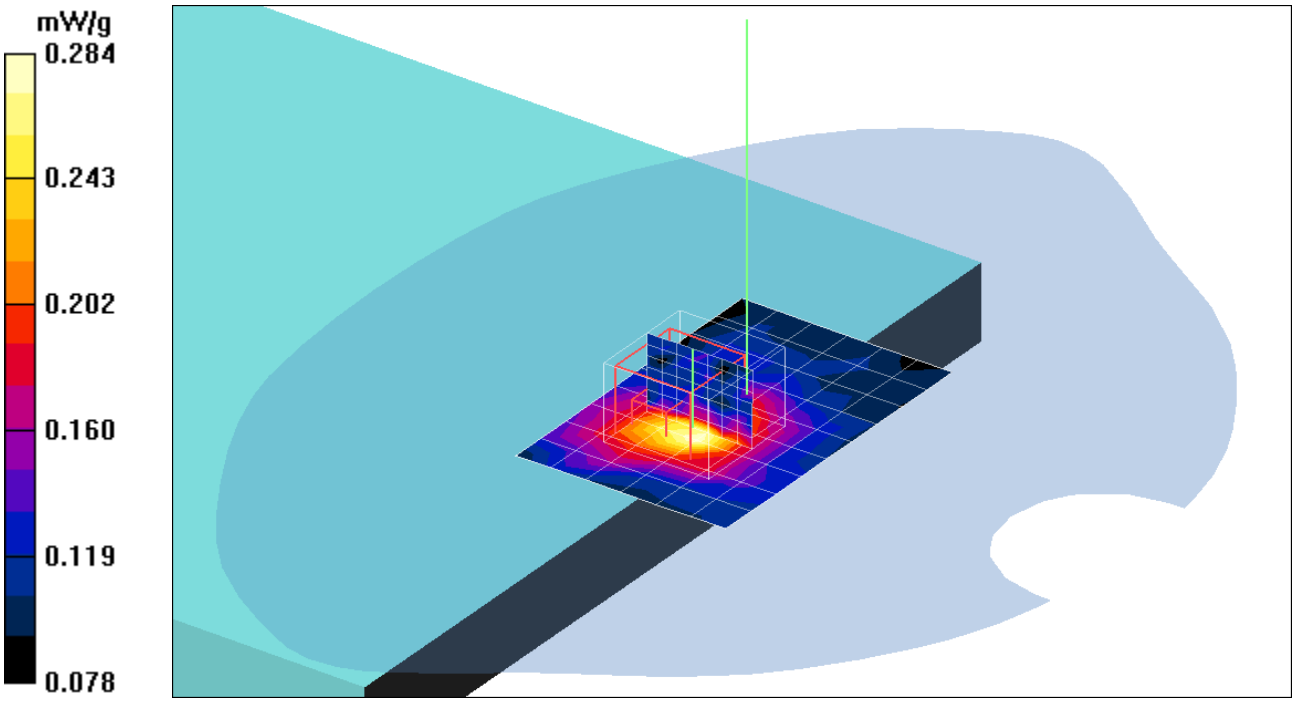
mW/g
0.284
0.243
0.202
0.160
0.119
0.078

Date/Time: 2005/6/24 11:58:46

Test Laboratory: Advance Data Technology

WMIA-123AG47-Mode 32 Tip 0mm 11a normal (Antenna 1) with Bluetooth

DUT: Table PC ; Type: WMIA-123AG47 ; Test Frequency: 5825 MHz
Communication System: 802.11a ; Frequency: 5825 MHz ; Duty Cycle: 1:1 ; Modulation type: OFDM
Medium: MSL5800 Medium parameters used (interpolated): f = 5825 MHz; σ = 6.25 mho/m; ε_r = 46.9; ρ = 1000 kg/m^3 ; Liquid level : 150mm
Phantom section: Flat Section ; Separation distance : 0 mm (The bottom side of the EUT to the Phantom)
Antenna type : Internal Antenna ; Air temp. : 22.0 degrees ; Liquid temp. : 21.0 degrees
DASY4 Configuration:
- Probe: EX3DV3 - SN3506 ; ConvF(4.19, 4.19, 4.19) ; Calibrated: 2004/3/19
- Sensor-Surface: 4mm (Mechanical Surface Detection)
- Electronics: DAE3 Sn579 ; Calibrated: 2005/3/23
- Phantom: SAM 12 ; Type: SAM V4.0 ; Serial: TP 1202
- Measurement SW: DASY4, V4.5 Build 19 ; Postprocessing SW: SEMCAD, V1.8 Build 146

High Channel 5825+BT/Area Scan (5x7x1): Measurement grid: dx=10mm, dy=10mm
Maximum value of SAR (measured) = 1.11 mW/g

High Channel 5825+BT/Zoom Scan (7x7x7)/Cube 0: Measurement grid: dx=4.3mm, dy=4.3mm, dz=3mm
Reference Value = 13.7 V/m
Peak SAR (extrapolated) = 2.95 W/kg

SAR(1 g) = 0.872 mW/g; SAR(10 g) = 0.292 mW/g
Maximum value of SAR (measured) = 1.26 mW/g

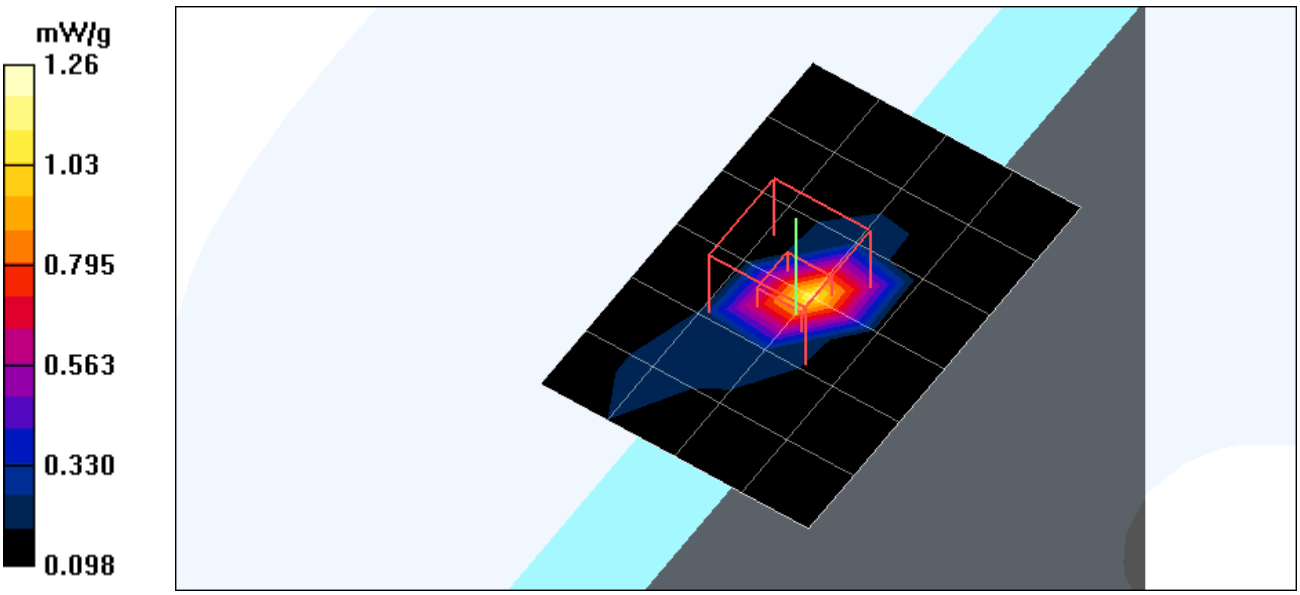

Date/Time: 2005/6/24 15:25:16

Test Laboratory: Advance Data Technology

WMIA-123AG47-Mode 32 Tip 0mm 11a normal (Antenna 2) with Bluetooth

DUT: Table PC ; Type: WMIA-123AG47 ; Test Frequency: 5320 MHz
Communication System: 802.11a ; Frequency: 5320 MHz ; Duty Cycle: 1:1 ; Modulation type: OFDM
Medium: MSL5800 Medium parameters used: f = 5320 MHz; σ = 5.49 mho/m; ε_r = 47.9; ρ = 1000 kg/m^3 ; Liquid level : 150mm
Phantom section: Flat Section ; Separation distance : 0 mm (The bottom side of the EUT to the Phantom)
Antenna type : Internal Antenna ; Air temp. : 22.0 degrees ; Liquid temp. : 21.0 degrees
DASY4 Configuration:
- Probe: EX3DV3 - SN3506 ; ConvF(4.57, 4.57, 4.57) ; Calibrated: 2004/3/19
- Sensor-Surface: 4mm (Mechanical Surface Detection)
- Electronics: DAE3 Sn579 ; Calibrated: 2005/3/23
- Phantom: SAM 12 ; Type: SAM V4.0 ; Serial: TP 1202
- Measurement SW: DASY4, V4.5 Build 19 ; Postprocessing SW: SEMCAD, V1.8 Build 146

Mid Channel 5320 + BT/Area Scan (5x7x1): Measurement grid: dx=10mm, dy=10mm
Maximum value of SAR (measured) = 0.329 mW/g

Mid Channel 5320 + BT/Zoom Scan (7x7x7)/Cube 0: Measurement grid: dx=4.3mm, dy=4.3mm, dz=3mm
Reference Value = 7.30 V/m
Peak SAR (extrapolated) = 1.38 W/kg

SAR(1 g) = 0.503 mW/g; SAR(10 g) = 0.215 mW/g
Maximum value of SAR (measured) = 0.579 mW/g

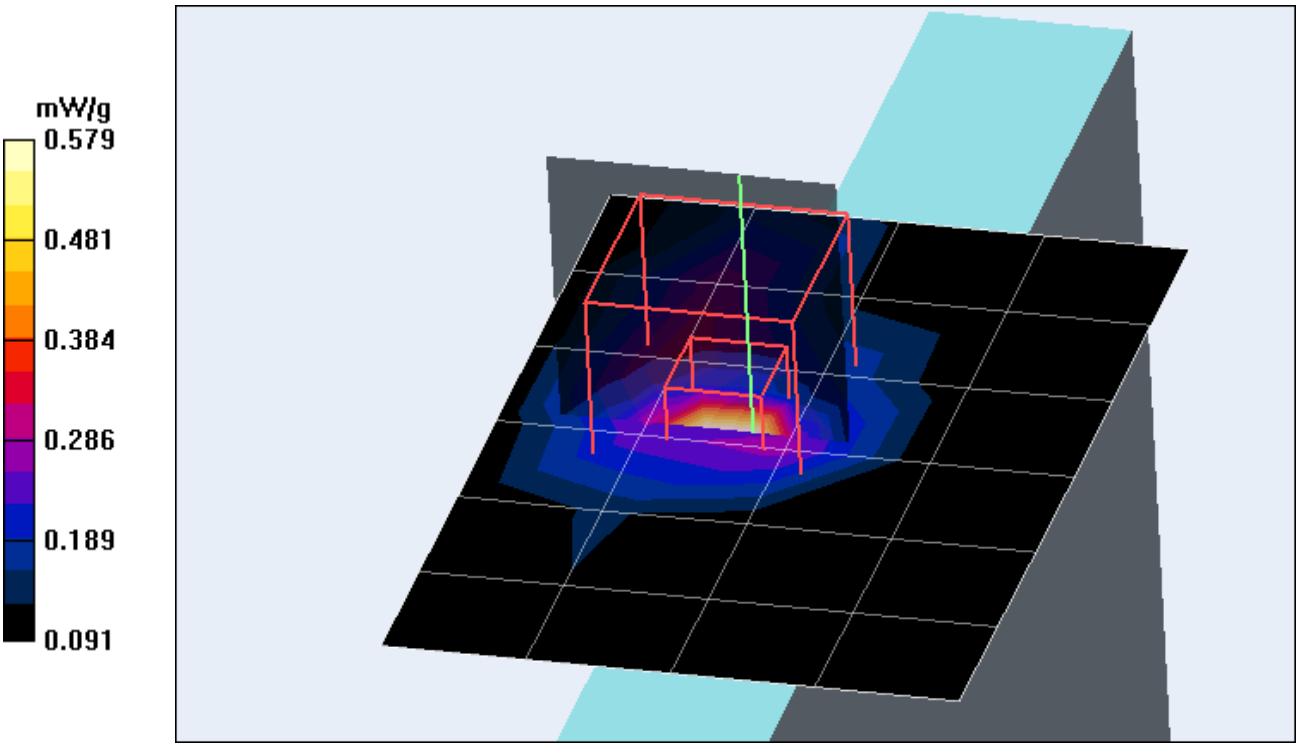

Date/Time: 03/10/05 06:30:08

Test Laboratory: Advance Data Technology

D5GHz V2 SN 1018

DUT: Dipole 5GHz ; Type: D5GHz V2; Serial: 1018

Communication System: CW5GHz; Frequency: 5200 MHz;Duty Cycle: 1:1
Medium parameters used: f = 5200 MHz; σ = 5.4 mho/m; ε_r = 47.4; ρ = 1000 kg/m^3
Air Temperature:24deg C;Liquid Temperature:22 deg C
Phantom section: Flat Section

DASY4 Configuration:

- Probe: EX3DV3 - SN3506 ; ConvF(4.57, 4.57, 4.57) ; Calibrated: 2004/3/19
- Sensor-Surface: 2.5mm (Mechanical Surface Detection)Sensor-Surface: 0mm (Fix Surface)
- Electronics: DAE3 Sn510 ; Calibrated: 2004/8/17
- Phantom: SAM 12; Type: SAM V4.0; Serial: TP-1202
- Measurement SW: DASY4, V4.4 Build 3; Postprocessing SW: SEMCAD, V1.8 Build 130

Pin=250mW,d=10mm f=5200MHz/Area Scan (8x8x1): Measurement grid: dx=10mm, dy=10mm
Maximum value of SAR (measured) = 24.4 mW/g

Pin=250mW,d=10mm f=5200MHz/Z Scan (1x1x21): Measurement grid: dx=20mm, dy=20mm, dz=5mm
Maximum value of SAR (measured) = 77.3 mW/g

Pin=250mW,d=10mm f=5200MHz/Zoom Scan (8x8x8)/Cube 0:
Measurement grid: dx=4.3mm, dy=4.3mm, dz=3mm
Reference Value = 90.9 V/m; Power Drift = -0.0 dB
Peak SAR (extrapolated) = 73 W/kg
SAR(1 g) = 19.7 mW/g; SAR(10 g) = 6 mW/g
Maximum value of SAR (measured) = 35.8 mW/g

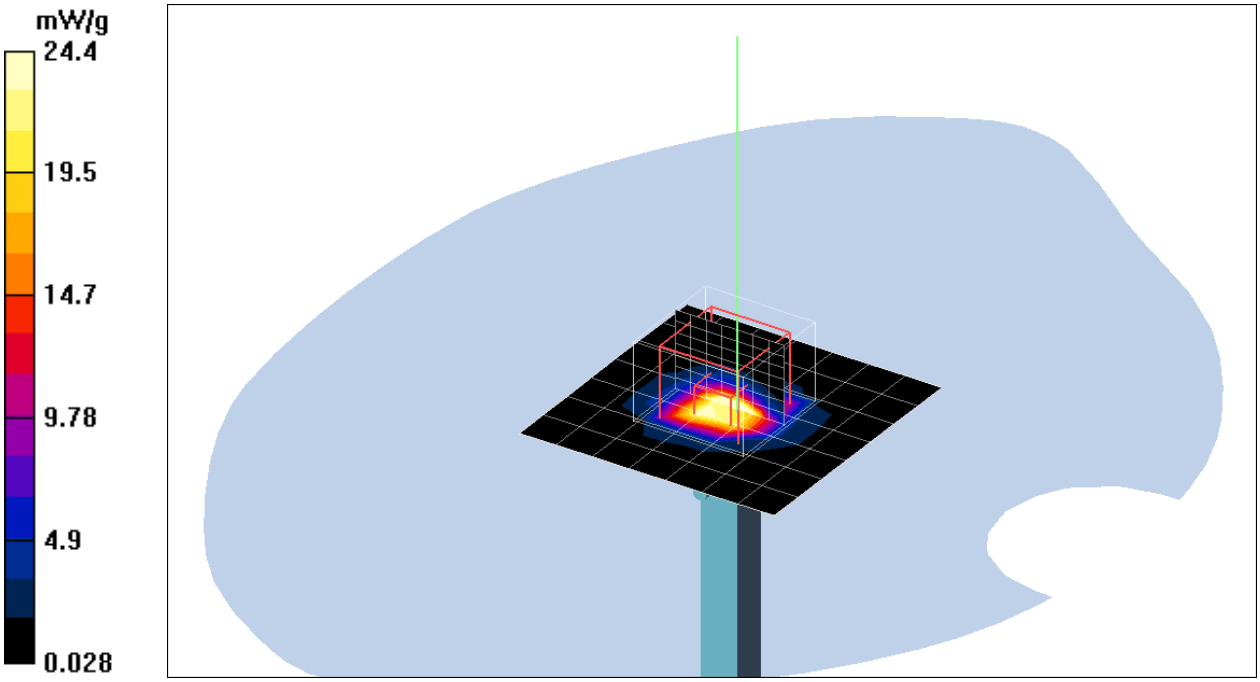
mW/g
24.4
19.5
14.7
9.78
4.9
0.028

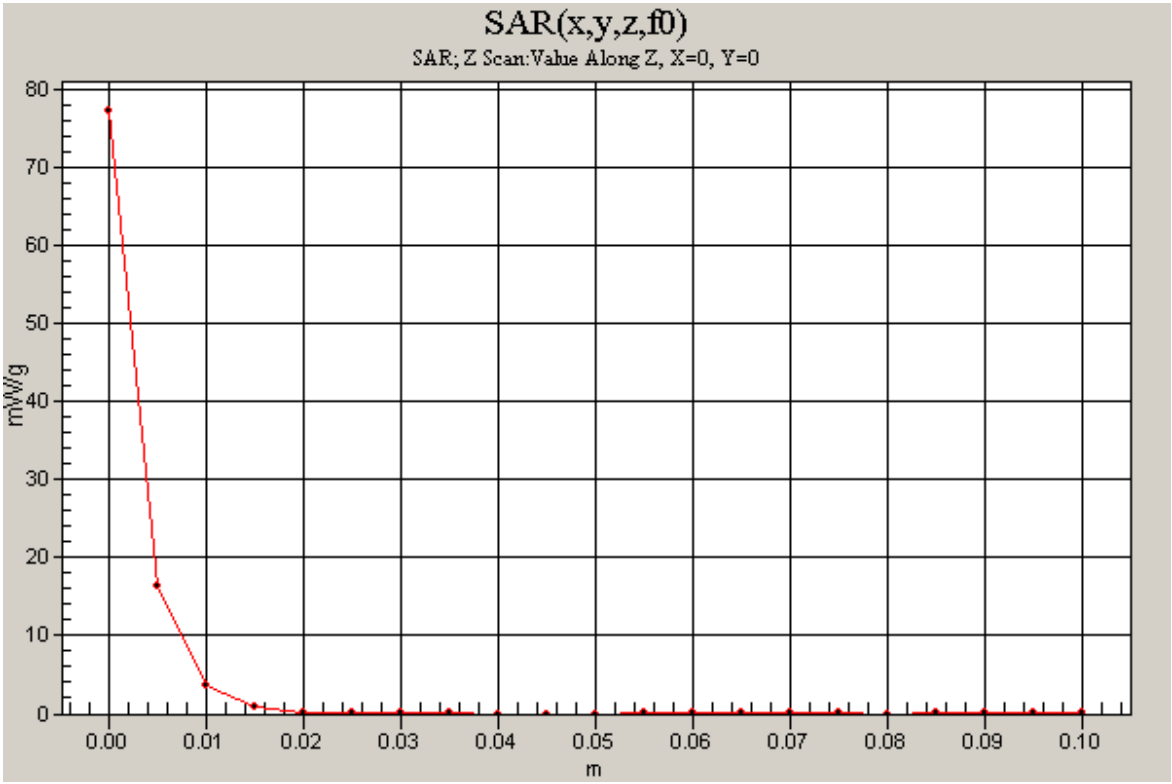
SAR(x,y,z,f0)
SAR; Z Scan:Value Along Z, X=0, Y=0
mW/g
80
70
60
50
40
30
20
10
0
0.00
0.01
0.02
0.03
0.04
0.05
0.06
0.07
0.08
0.09
0.10
m

Date/Time: 03/10/05 06:56:27

Test Laboratory: Advance Data Technology

D5GHz V2 SN 1018

DUT: Dipole 5GHz ; Type: D5GHz V2; Serial: 1018

Communication System: CW5GHz; Frequency: 5800 MHz;Duty Cycle: 1:1
Medium parameters used: f = 5800 MHz; σ = 6.2 mho/m; ε_r = 46.2; ρ = 1000 kg/m^3
Air Temperature:24 deg C;Liquid Temperature:22 deg C
Phantom section: Flat Section

DASY4 Configuration:

- Probe: EX3DV3 - SN3506 ; ConvF(4.19, 4.19, 4.19) ; Calibrated: 2004/3/19
- Sensor-Surface: 2.5mm (Mechanical Surface Detection)Sensor-Surface: 0mm (Fix Surface)
- Electronics: DAE3 Sn510 ; Calibrated: 2004/8/17
- Phantom: SAM 12; Type: SAM V4.0; Serial: TP-1202
- Measurement SW: DASY4, V4.4 Build 3; Postprocessing SW: SEMCAD, V1.8 Build 130

Pin=250mW,d=10mm f=5800MHz/Area Scan (8x8x1): Measurement grid: dx=10mm, dy=10mm
Maximum value of SAR (measured) = 23.5 mW/g

Pin=250mW,d=10mm f=5800MHz/Z Scan (1x1x21): Measurement grid: dx=20mm, dy=20mm, dz=5mm
Maximum value of SAR (measured) = 78.7 mW/g

Pin=250mW,d=10mm f=5800MHz/Zoom Scan (8x8x8)/Cube 0:
Measurement grid: dx=4.3mm, dy=4.3mm, dz=3mm
Reference Value = 83.8 V/m; Power Drift = 0.0 dB
Peak SAR (extrapolated) = 77.4 W/kg
SAR(1 g) = 18.4 mW/g; SAR(10 g) = 5.55 mW/g
Maximum value of SAR (measured) = 33.9 mW/g

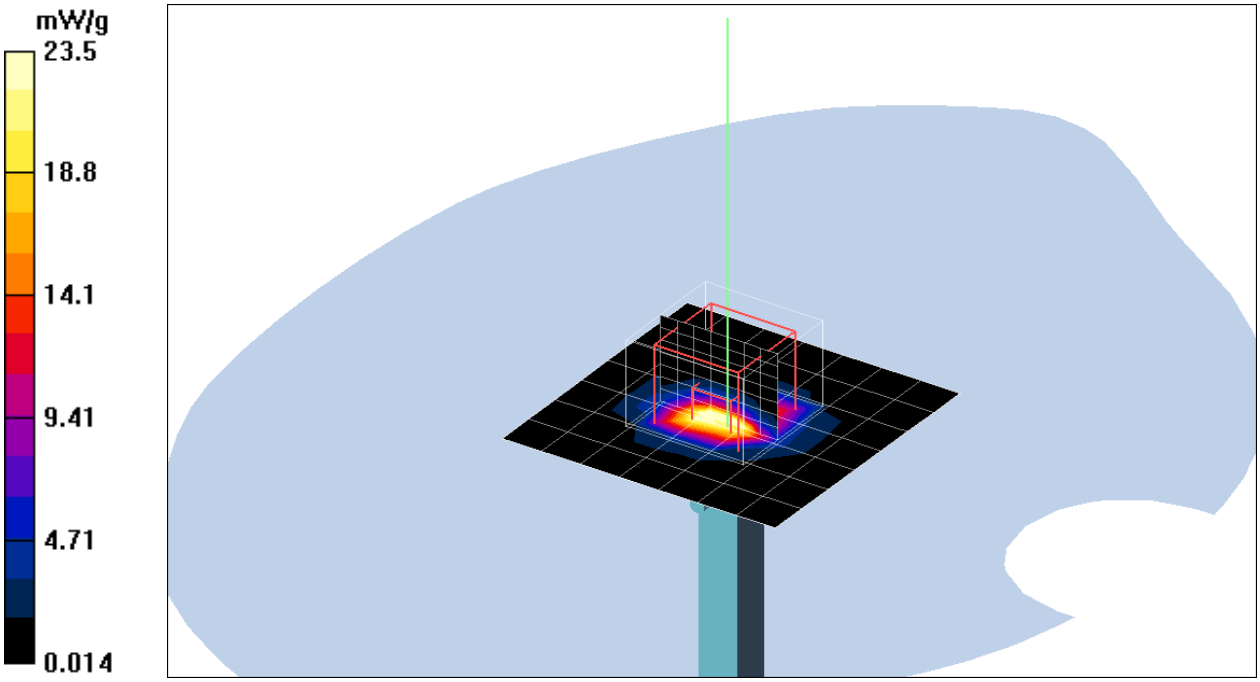
mW/g
23.5
18.8
14.1
9.41
4.71
0.014

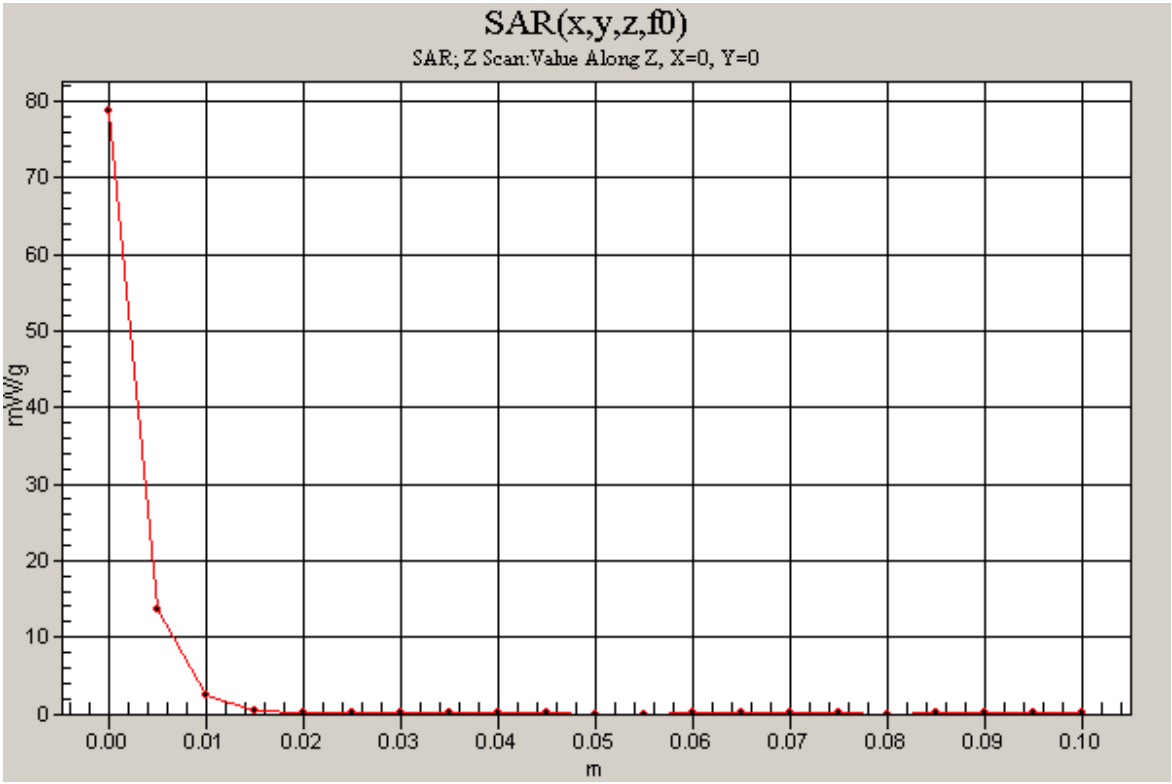
SAR(x,y,z,f0)
SAR; Z Scan:Value Along Z, X=0, Y=0
mW/g
80
70
60
50
40
30
20
10
0
0.00
0.01
0.02
0.03
0.04
0.05
0.06
0.07
0.08
0.09
0.10
m

Date/Time: 04/15/05 09:02:28

Test Laboratory: Advance Data Technology

System Validation Check-MSL 2450MHz

DUT: Dipole 2450 MHz ; Type: D2450V2 ; Serial: 716 ; Test Frequency: 2450 MHz

Communication System: CW ; Frequency: 2450 MHz; Duty Cycle: 1:1; Modulation type: CW
Medium: MSL2450;Medium parameters used: f = 2450 MHz; σ = 2.02 mho/m; ε_r = 50.8; ρ = 1000 kg/m^3 ; Liquid level : 150 mm
Phantom section: Flat Section ; Separation distance : 10 mm (The feetpoint of the dipole to the Phantom)Air temp. : 22.0 degrees ; Liquid temp. : 21.0 degrees
DASY4 Configuration:
- Probe: ET3DV6 - SN1687 ; ConvF(4.23, 4.23, 4.23) ; Calibrated: 2004/8/26
- Sensor-Surface: 4mm (Mechanical Surface Detection)
- Electronics: DAE3 Sn510; Calibrated: 2004/8/17
- Phantom: SAM 12; Type: SAM V4.0; Serial: TP 1202
- Measurement SW: DASY4, V4.4 Build 3; Postprocessing SW: SEMCAD, V1.8 Build 130

d=10mm, Pin=250mW/Area Scan (5x7x1): Measurement grid: dx=15mm, dy=15mm
Maximum value of SAR (measured) = 13.1 mW/g

d=10mm, Pin=250mW/Zoom Scan (7x7x7)/Cube 0: Measurement grid: dx=5mm, dy=5mm, dz=5mm
Reference Value = 84.4 V/m; Power Drift = -0.1 dB
Peak SAR (extrapolated) = 17.1 W/kg

SAR(1 g) = 11.5 mW/g; SAR(10 g) = 5.85 mW/g
Maximum value of SAR (measured) = 13.4 mW/g

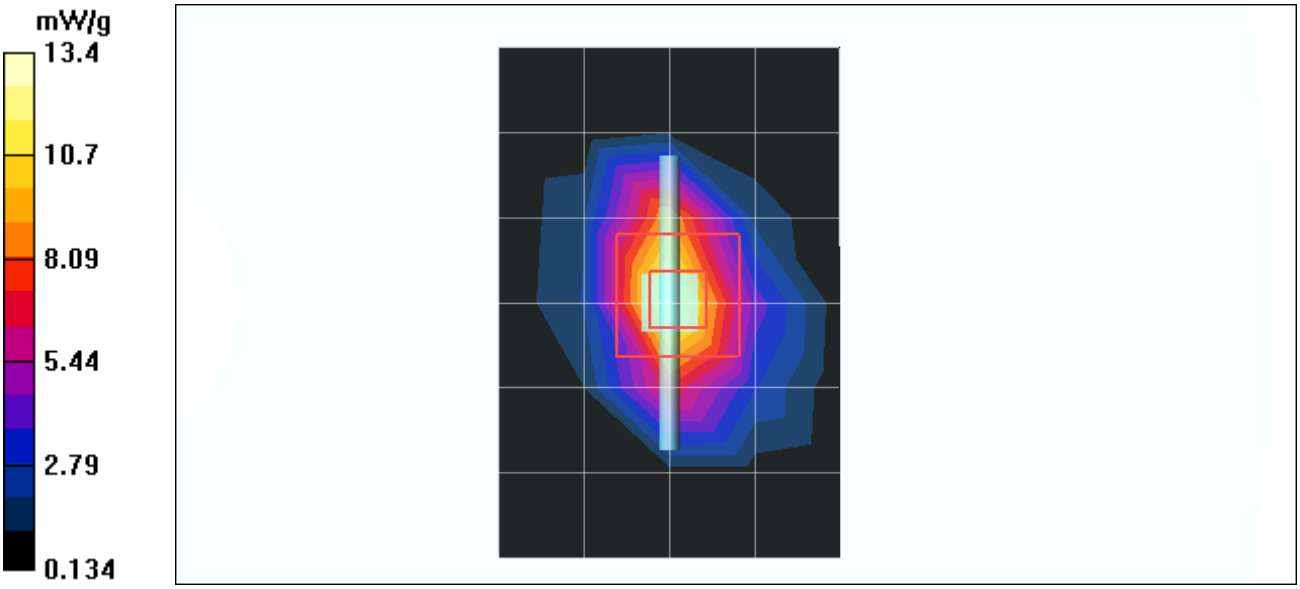

Date/Time: 2005/6/23 09:23:41

Test Laboratory: Advance Data Technology

System Validation Check-MSL 2450MHz

DUT: Dipole 2450 MHz ; Type: D2450V2 ; Serial: 737 ; Test Frequency: 2450 MHz

Communication System: CW ; Frequency: 2450 MHz; Duty Cycle: 1:1; Modulation type: CW
Medium: MSL2450;Medium parameters used: f = 2450 MHz; σ = 2.01 mho/m; ε_r = 53.8; ρ = 1000 kg/m^3 ; Liquid level : 150 mm
Phantom section: Flat Section ; Separation distance : 10 mm (The feetpoint of the dipole to the Phantom)Air temp. : 23.0 degrees ; Liquid temp. : 22.0 degrees
DASY4 Configuration:
- Probe: ET3DV6 - SN1790 ; ConvF(4.35, 4.35, 4.35) ; Calibrated: 2004/12/20
- Sensor-Surface: 4mm (Mechanical Surface Detection)
- Electronics: DAE3 Sn579; Calibrated: 2005/3/23
- Phantom: SAM 12; Type: SAM V4.0; Serial: TP 1202
- Measurement SW: DASY4, V4.5 Build 19; Postprocessing SW: SEMCAD, V1.8 Build 146

d=10mm, Pin=250mW/Area Scan (5x7x1): Measurement grid: dx=15mm, dy=15mm
Maximum value of SAR (measured) = 13.1 mW/g

d=10mm, Pin=250mW/Zoom Scan (7x7x7)/Cube 0: Measurement grid: dx=5mm, dy=5mm, dz=5mm
Reference Value = 85.7 V/m; Power Drift = -0.093 dB
Peak SAR (extrapolated) = 27.2 W/kg

SAR(1 g) = 12.6 mW/g; SAR(10 g) = 5.83 mW/g
Maximum value of SAR (measured) = 14.2 mW/g

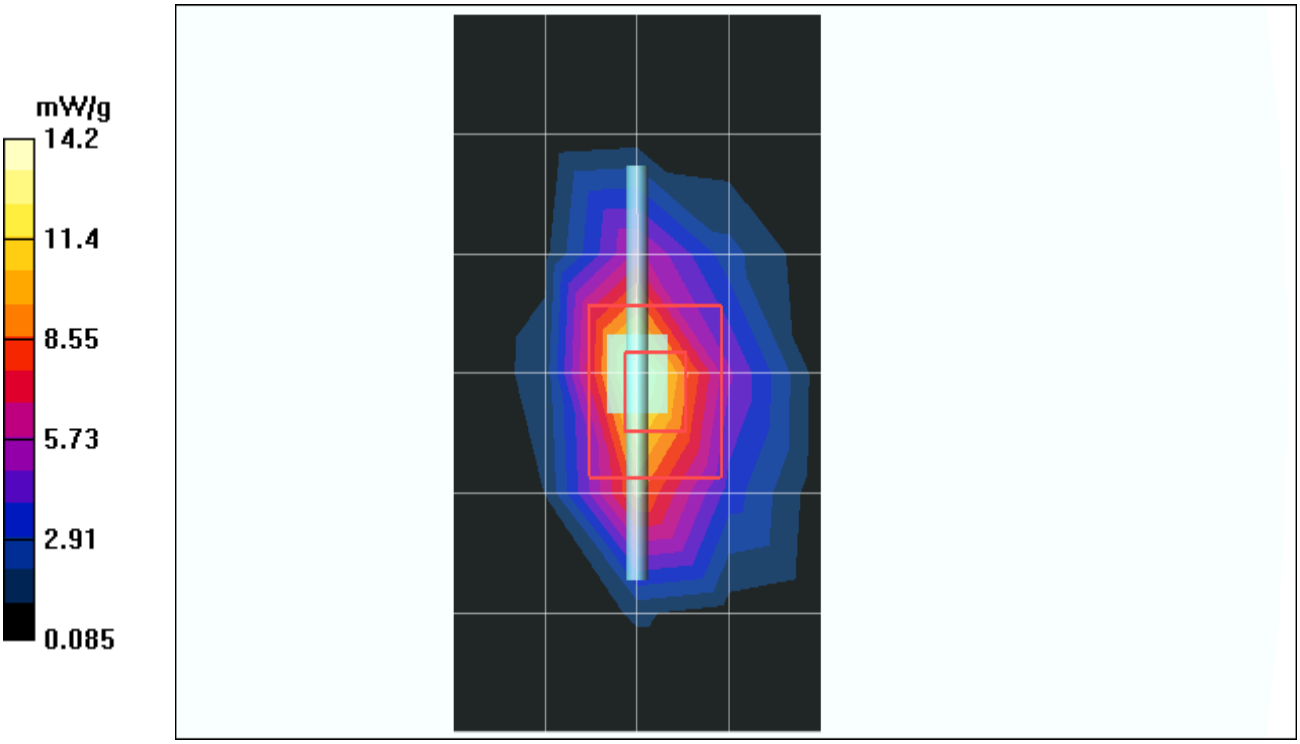

Date/Time: 2005/6/24 08:06:13

Test Laboratory: Advance Data Technology

System Validation Check-MSL 5GHz

DUT: Dipole 5 GHz ; Type: D5GHzV2 ; Serial: 1019 ; Test Frequency: 5200 MHz

Communication System: CW ; Frequency: 5200 MHz; Duty Cycle: 1:1; Modulation type: CW
Medium: MSL5800;Medium parameters used: f = 5200 MHz; σ = 5.31 mho/m; ε_r = 48; ρ = 1000 kg/m^3 ; Liquid level : 150 mm
Phantom section: Flat Section ; Separation distance :10 mm (Thefeetpoint of thedipoleto the Phantom)Air temp. :22.0 degrees ; Liquid temp. :21.0 degrees
DASY4 Configuration:
- Probe: EX3DV3 - SN3506 ; ConvF(4.57, 4.57, 4.57) ; Calibrated: 2004/3/19
- Sensor-Surface: 2.5mm (Mechanical Surface Detection)
- Electronics: DAE3 Sn579;
- Phantom: SAM 12; Type: SAM V4.0; Serial: TP 1202
- Measurement SW: DASY4, V4.5 Build 19; Postprocessing SW: SEMCAD, V1.8 Build 146

f=5200, d=10mm, Pin=250mW/Area Scan (6x6x1): Measurement grid: dx=10mm, dy=10mm, Maximum value of SAR (measured) = 23.9 mW/g

f=5200, d=10mm, Pin=250mW/Zoom Scan (8x8x8)/Cube 0: Measurement grid: dx=4.3mm, dy=4.3mm, dz=3mm

Reference Value = 82.9 V/m; Power Drift = 0.059 dB
Peak SAR (extrapolated) = 63.9 W/kg
SAR(1 g) = 18.4 mW/g; SAR(10 g) = 5.18 mW/g
Maximum value of SAR (measured) = 31.4 mW/g

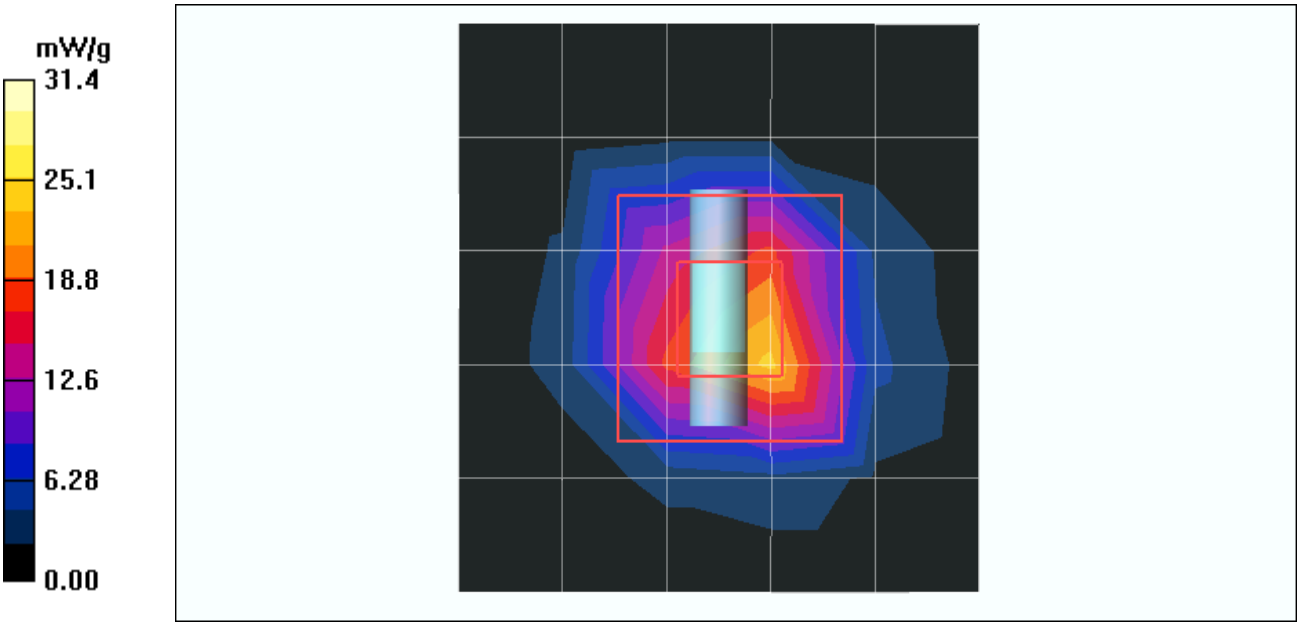

Date/Time: 2005/6/24 08:43:54

Test Laboratory: Advance Data Technology

System Validation Check-MSL 5GHz

DUT: Dipole 5 GHz ; Type: D5GHzV2 ; Serial: 1019 ; Test Frequency: 5800 MHz

Communication System: CW ; Frequency: 5800 MHz; Duty Cycle: 1:1; Modulation type: CW
Medium: MSL5800;Medium parameters used: f = 5800 MHz; σ = 6.25 mho/m; ε_r = 46.9; ρ = 1000 kg/m^3 ; Liquid level : 150 mm
Phantom section: Flat Section ; Separation distance : 10 mm (The feetpoint of the dipole to the Phantom)Air temp. : 22.0 degrees ; Liquid temp. : 21.0 degrees
DASY4 Configuration:
- Probe: EX3DV3 - SN3506 ; ConvF(4.19, 4.19, 4.19) ; Calibrated: 2004/3/19
- Sensor-Surface: 2.5mm (Mechanical Surface Detection)
- Electronics: DAE3 Sn579;
- Phantom: SAM 12; Type: SAM V4.0; Serial: TP 1202
- Measurement SW: DASY4, V4.5 Build 19; Postprocessing SW: SEMCAD, V1.8 Build 146

f=5800, d=10mm, Pin=250mW/Area Scan (7x7x1): Measurement grid: dx=10mm, dy=10mm
Maximum value of SAR (measured) = 33.4 mW/g

f=5800, d=10mm, Pin=250mW/Zoom Scan (8x8x8)/Cube 0: Measurement grid: dx=4.3mm, dy=4.3mm, dz=3mm
Reference Value = 78.0 V/m; Power Drift = 0.018 dB
Peak SAR (extrapolated) = 74.9 W/kg
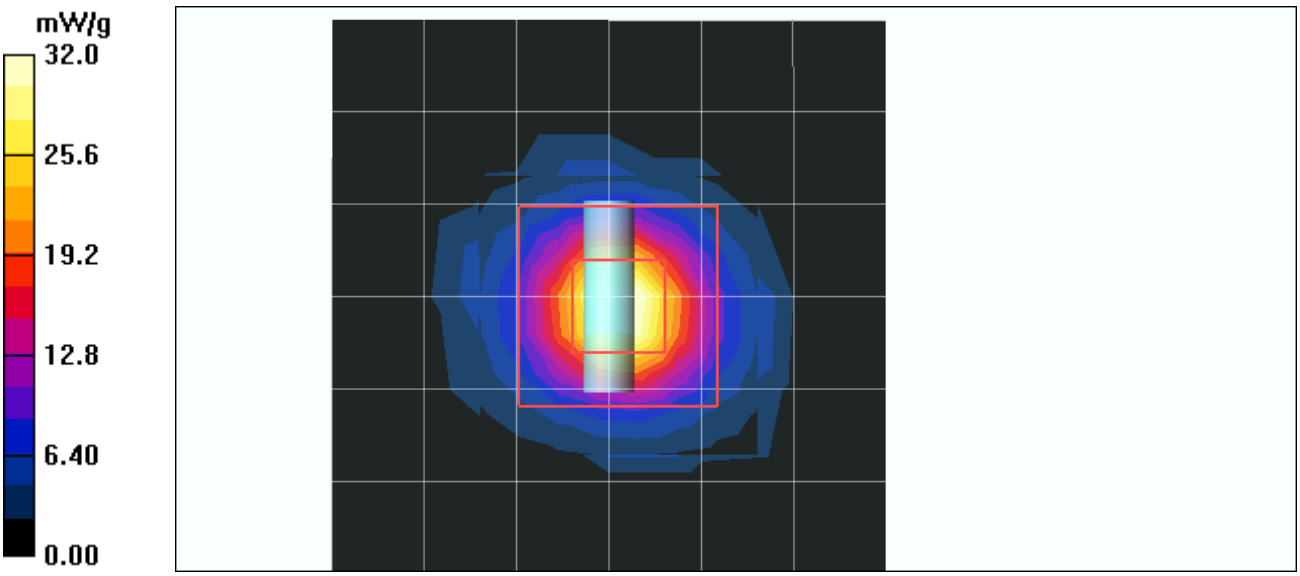
SAR(1 g) = 17.7 mW/g; SAR(10 g) = 4.91 mW/g
Maximum value of SAR (measured) = 32.0 mW/g