FCC Test Report

FCC ID	:	**MXF-W1701K**
Equipment	:	**Tri-Band AP**
Model No.	:	**W1701K**
Brand Name	:	**Q Fiber**
Applicant	:	**Gemtek Technology Co., Ltd.**
Address	:	**No. 15-1 Zhonghua Road, Hsinchu Industrial Park, Hukou, Hsinchu, Taiwan, 30352.**
Standard	:	**47 CFR FCC Part 15.407**
Equipment Class / Type	:	☒ **6SD: Standard power access point** ☐ **6FC: Fixed client** ☐ **6FX: Standard client**
Received Date	:	**Oct. 05, 2023**
Tested Date	:	**Oct. 05, 2023 ~ Jan. 04, 2024**

We, International Certification Corporation, would like to declare that the tested sample has been evaluated and in compliance with the requirement of the above standards. The test results contained in this report refer exclusively to the product. It shall not be reproduced except in full without the written approval of our laboratory.

Reviewed by:	**Approved by:**
Along Chen / Assistant Manager	**Gary Chang / Manager**

Table of Contents

1 GENERAL DESCRIPTION 5

1.1 Information 5
1.2 Local Support Equipment List 10
1.3 Test Setup Chart 10
1.4 The Equipment List 11
1.5 Test Standards 13
1.6 Reference Guidance 13
1.7 Deviation from Test Standard and Measurement Procedure 13
1.8 Measurement Uncertainty 13

2 TEST CONFIGURATION 14

2.1 Testing Facility 14
2.2 Test Modes and Channel Details 14

3 TRANSMITTER TEST RESULTS 16

3.1 Emission Bandwidth 16
3.2 RF Output Power 17
3.3 Power Spectral Density 19
3.4 Unwanted Emissions 20
3.5 In-Band Emissions 23
3.6 Frequency Stability 25
3.7 AC Power Line Conducted Emissions 26

4 TEST LABORATORY INFORMATION 27

Appendix A. Emission Bandwidth
Appendix B. RF Output Power
Appendix C. Power Spectral Density
Appendix D. Unwanted Emissions
Appendix E. In-Band Emissions
Appendix F. Frequency Stability
Appendix G. AC Power Line Conducted Emissions

Release Record

Report No.	Version	Description	Issued Date
FR362701-03AO	Rev. 01	Initial issue	Mar. 14, 2025

Summary of Test Results

FCC Rules	Test Items	Measured	Result
15.207	AC Power Line Conducted Emissions	[dBuV]: 0.637MHz 36.70 (Margin -9.20dB) - AV	Pass
15.407(b)(6) 15.209	Unwanted Emission	[dBuV/m at 3m]: 5925.00MHz 67.92 (Margin -0.28dB) - AV	Pass
15.407(b)(7)	In-Band Emissions (Mask)	Meet the requirement of limit	Pass
15.407(a)(10)	Emission Bandwidth	Meet the requirement of limit	Pass
15.407(a)(4)	RF Output Power (e.i.r.p)	Max Power [dBm]: ***Non-beamforming mode*** 5925-6425MHz: 34.38 6525-6875MHz: 33.34 ***Beamforming mode*** 5925-6425MHz: 34.36 6525-6875MHz: 35.52	Pass
15.407(a)(4)	Power Spectral Density (e.i.r.p)	Meet the requirement of limit	Pass
15.407(g)	Frequency Stability	Meet the requirement of limit	Pass
15.203	Antenna Requirement	Meet the requirement of limit	Pass

Declaration of Conformity:
The test results with all measurement uncertainty excluded are presented in accordance with the regulation limits or requirements declared by manufacturers.
Comments and Explanations:
The declared of product specification for EUT presented in the report are provided by the manufacturer, and the manufacturer takes all the responsibilities for the accuracy of product specification.

1 General Description

1.1 Information

1.1.1 Specification of the Equipment under Test (EUT)

RF General Information					
Frequency Range (MHz)	**IEEE Std. 802.11**	**Ch. Freq. (MHz)**	**Channel Number**	**Transmit Chains (N_{TX})**	**Data Rate / MCS**
5925 ~ 6425 6525 ~ 6875	11a	5955 ~ 6415 6535 ~ 6855	1 ~ 93 [24] 117 ~ 181 [17]	4	6 Mbps
5925 ~ 6425 6525 ~ 6875	ax (HE20)	5955 ~ 6415 6535 ~ 6855	1 ~ 93 [24] 117 ~ 181 [17]	4	MCS 0-11
5925 ~ 6425 6525 ~ 6875	ax (HE40)	5965 ~ 6405 6565 ~ 6845	3 ~ 91 [12] 123 ~ 179 [8]	4	MCS 0-11
5925 ~ 6425 6525 ~ 6875	ax (HE80)	5985 ~ 6385 6625 ~ 6785	7 ~ 87 [6] 135 ~ 167 [3]	4	MCS 0-11
5925 ~ 6425 6525 ~ 6875	ax (HE160)	6025 ~ 6345 6665	15 ~ 79 [3] 143 [1]	4	MCS 0-11
5925 ~ 6425 6525 ~ 6875	be (EHT20)	5955 ~ 6415 6535 ~ 6855	1 ~ 93 [24] 117 ~ 181 [17]	4	MCS 0-13
5925 ~ 6425 6525 ~ 6875	be (EHT40)	5965 ~ 6405 6565 ~ 6845	3 ~ 91 [12] 123 ~ 179 [8]	4	MCS 0-13
5925 ~ 6425 6525 ~ 6875	be (EHT80)	5985 ~ 6385 6625 ~ 6785	7 ~ 87[6] 135 ~ 167[3]	4	MCS 0-13
5925 ~ 6425 6525 ~ 6875	be (EHT160)	6025 ~ 6345 6665	15 ~ 79 [3] 143 [1]	4	MCS 0-13
5925 ~ 6425	be (EHT320)	6105 ~ 6265	31 ~ 63 [2]	4	MCS 0-13
Note 1: OFDM/OFDMA-BPSK, QPSK, 16QAM, 64QAM, 256QAM, 1024QAM and 4096QAM modulation. Note 2: 802.11ax/be supports beamforming function.					

1.1.2 Antenna Details

Ant. No.	Brand	Model	Type	Connector	Operating Frequencies (MHz) / Gain (dBi)	
					5925~6425	**6525~6875**
1	Gemtek	WREM-129AX_6E_Ant1	PIFA	UFL	1.39	2.84
2	Gemtek	WREM-129AX_6E_Ant2	PIFA	UFL	4.01	2.29
3	Gemtek	WREM-129AX_6E_Ant3	PIFA	UFL	1.03	1.35
4	Gemtek	WREM-129AX_6E_Ant4	PIFA	UFL	1.08	1.68
5	Gemtek	WREM-129AX_6E_Ant5	PIFA	UFL	4.41	4.57

1.1.3 Power Supply Type of Equipment under Test (EUT)

Power Supply Type	12Vdc from Internal Power source

1.1.4 Operating Modes

Equipment class	☒ 6SD, Standard power access point	☐ 6FC, Fixed client
	☐ 6FX, Standard client	
RU Configuration	☒ Full RU	☐ Partial RU
Channel Puncturing	☐ Support	☒ Not support

1.1.5 Accessories

Accessories		
No.	**Equipment**	**Description**
1	Internal Power source	Brand: LUCENT TRANS ELECTRONICS CO., LTD. Model: 1A106-US1240 I/P: 100-120Vac, 50/60Hz, 1.4A max O/P: 12V⎓4.0A, 48.0W
2	Internal Power source	Brand: LEADER ELECTRONICS INC. Model: SL42-1120350-3C I/P: 100-120Vac, 50-60Hz, 1.5A O/P: 12V⎓3.5A
3	Internal Power source	Brand: Hunan Frecom electronics Co.,Ltd Model: FC042X02-120035 I/P: 100-120Vac, 50/60Hz, 1.2A O/P: 12V⎓3.5A, 42.0W
4	Fan	Brand: SUNONWEALTH ELECTRIC MACHINE INDUSTRY CO LTD Model: EG75070S1-C395-S99
5	Fan	Brand: Yingfan Model: NB801005HHT4B10001

1.1.6 Channel List

802.11a / ax HE20 / be EHT20							
Channel	Frequency (MHz)	Channel	Frequency (MHz)	Channel	Frequency (MHz)	Channel	Frequency (MHz)
1	5955	45	6175	89	6395	153	6715
5	5975	49	6195	93	6415	157	6735
9	5995	53	6215	117	6535	161	6755
13	6015	57	6235	121	6555	165	6775
17	6035	61	6255	125	6575	169	6795
21	6055	65	6275	129	6595	173	6815
25	6075	69	6295	133	6615	177	6835
29	6095	73	6315	137	6635	181	6855
33	6115	77	6335	141	6655	---	---
37	6135	81	6355	145	6675	---	---
41	6155	85	6375	149	6695	---	---

802.11ax HE40 / be EHT40							
Channel	Frequency (MHz)	Channel	Frequency (MHz)	Channel	Frequency (MHz)	Channel	Frequency (MHz)
3	5965	43	6165	83	6365	147	6685
11	6005	51	6205	91	6405	155	6725
19	6045	59	6245	123	6565	163	6765
27	6085	67	6285	131	6605	171	6805
35	6125	75	6325	139	6645	179	6845

802.11ax HE80 / be EHT80							
Channel	Frequency (MHz)	Channel	Frequency (MHz)	Channel	Frequency (MHz)	Channel	Frequency (MHz)
7	5985	55	6225	135	6625	---	---
23	6065	71	6305	151	6705	---	---
39	6145	87	6385	167	6785	---	---

802.11ax HE160 / be EHT160							
Channel	Frequency (MHz)	Channel	Frequency (MHz)	Channel	Frequency (MHz)	Channel	Frequency (MHz)
15	6025	47	6185	79	6345	143	6665

802.11ax HE320 / be EHT320							
Channel	**Frequency (MHz)**	**Channel**	**Frequency (MHz)**	**Channel**	**Frequency (MHz)**	**Channel**	**Frequency (MHz)**
31	6105	63	6265	---	---	---	---

1.1.7 Test Tool and Duty Cycle

Test Tool	QATool, Version: 0.0.2.99		
Duty Cycle and Duty Factor	**Mode**	**Duty Cycle (%)**	**Duty Factor (dB)**
	11a	98.95%	0.05
	be EHT20-OFDMA	99.64%	0.02
	be EHT40-OFDMA	98.54%	0.06
	be EHT80-OFDMA	96.14%	0.17
	be EHT160-OFDMA	92.65%	0.33
	be EHT320-OFDMA	84.98%	0.71

1.1.8 Power Index of Test Tool

Modulation Mode	Test Frequency (MHz)	Power Index	
		Non-beamforming	*Beamforming*
11a	5955	23.5	---
11a	6175	24	---
11a	6415	24	---
11a	6535	23	---
11a	6715	23	---
11a	6855	22.5	---
be EHT20-OFDMA	5955	23.5	47
be EHT20-OFDMA	6175	24	48
be EHT20-OFDMA	6415	24	48
be EHT20-OFDMA	6535	23	46
be EHT20-OFDMA	6715	23	46
be EHT20-OFDMA	6855	23	46
be EHT40-OFDMA	5965	21.5	43
be EHT40-OFDMA	6165	24	48
be EHT40-OFDMA	6405	24	48
be EHT40-OFDMA	6565	24	48
be EHT40-OFDMA	6725	24	48
be EHT40-OFDMA	6845	23.5	47
be EHT80-OFDMA	5985	21	42
be EHT80-OFDMA	6145	24	48
be EHT80-OFDMA	6385	24	48
be EHT80-OFDMA	6625	24	48
be EHT80-OFDMA	6705	24	48
be EHT80-OFDMA	6785	23.5	48
be EHT160-OFDMA	6025	21	42
be EHT160-OFDMA	6185	24	48
be EHT160-OFDMA	6345	24	48
be EHT160-OFDMA	6665	24	48
be EHT320-OFDMA	6105	21.5	43
be EHT320-OFDMA	6265	21.5	43

1.2 Local Support Equipment List

Support Equipment List					
No.	**Equipment**	**Brand**	**Model**	**FCC ID**	**Remarks**
1	Laptop	DELL	Latitude 5400	DoC	---
2	Laptop	DELL	Latitude E5470	DoC	---
3	Fixture	---	---	---	---
4	Laptop	DELL	Latitude E5470	---	---

Note: The fixture and laptop are disconnected from EUT and removed from test table when EUT is set to transmit continuously.

1.3 Test Setup Chart

Test Setup Diagram

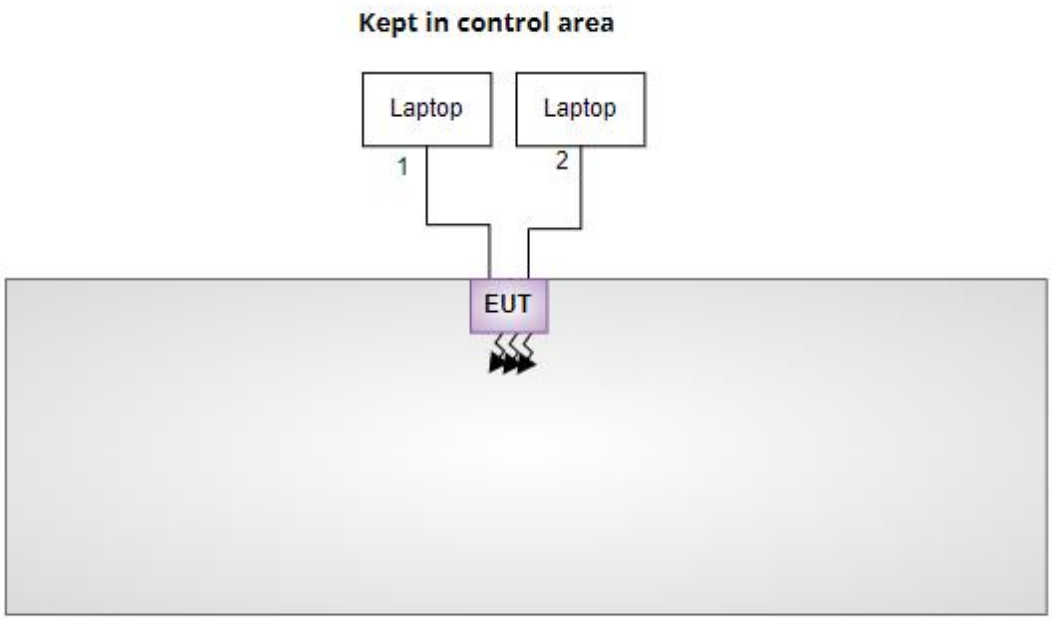

No.	Signal cable / Length (m)
1-2	RJ45, 10m non-shielded.

1.4 The Equipment List

Test Item	Conducted Emission				
Test Site	Conduction room 1 / (CO01-WS)				
Tested Date	Jan. 04, 2024				
Instrument	**Brand**	**Model No.**	**Serial No.**	**Calibration Date**	**Calibration Until**
Receiver	R&S	ESR3	101658	Feb. 17, 2023	Feb. 16, 2024
LISN	R&S	ENV216	101579	May 09, 2023	May 08, 2024
RF Cable-CON	Woken	CFD200-NL	CFD200-NL-001	Oct. 11, 2023	Oct. 10, 2024
LISN (Support Unit)	SCHWARZBECK	Schwarzbeck 8127	8127-666	Feb. 24, 2023	Feb. 23, 2024
50 ohm terminal (Support Unit)	NA	50	01	Jun. 14, 2023	Jun. 13, 2024
Measurement Software	AUDIX	e3	6.120210k	NA	NA
Note: Calibration Interval of instruments listed above is one year.					

Test Item	Radiated Emission below 1 GHz				
Test Site	966 chamber1 / (03CH01-WS)				
Tested Date	Jan. 04, 2024				
Instrument	**Brand**	**Model No.**	**Serial No.**	**Calibration Date**	**Calibration Until**
Receiver	R&S	ESR3	101657	Mar. 03, 2023	Mar. 02, 2024
Loop Antenna	R&S	HFH2-Z2	100330	Oct. 31, 2023	Oct. 30, 2024
Bilog Antenna	SCHWARZBECK	VULB9168	VULB9168-522	Jul. 31, 2023	Jul. 30, 2024
Preamplifier	EMC	EMC02325	980225	Jun. 28, 2023	Jun. 27, 2024
Loop Antenna Cable	KOAX KABEL	101354-BW	101354-BW	Oct. 03, 2023	Oct. 02, 2024
LF cable 3M	Woken	CFD400NL-LW	CFD400NL-001	Oct. 03, 2023	Oct. 02, 2024
LF cable 11M	EMC	EMCCFD400-NW-NW-1 1000	200801	Oct. 03, 2023	Oct. 02, 2024
LF cable 1M	EMC	EMCCFD400-NM-NM-1 000	160502	Oct. 03, 2023	Oct. 02, 2024
Measurement Software	AUDIX	e3	6.120210g	NA	NA
Note: Calibration Interval of instruments listed above is one year.					

Test Item	Radiated Emission above 1 GHz				
Test Site	966 chamber1 / (03CH01-WS)				
Tested Date	Oct. 06 ~ Oct. 11, 2023				
Instrument	**Brand**	**Model No.**	**Serial No.**	**Calibration Date**	**Calibration Until**
Spectrum Analyzer	R&S	FSV40	101498	Nov. 21, 2022	Nov. 20, 2023
Horn Antenna 1G-18G	SCHWARZBECK	BBHA 9120 D	BBHA 9120 D 1096	Nov. 25, 2022	Nov. 24, 2023
Horn Antenna 18G-40G	SCHWARZBECK	BBHA 9170	BBHA 9170517	Oct. 27, 2022	Oct. 26, 2023
Preamplifier	EMC	EMC118A45SE	980898	Jul. 14, 2023	Jul. 13, 2024
Preamplifier	EMC	EMC184045SE	980903	Jul. 17, 2023	Jul. 16, 2024
RF Cable	EMC	EMC104-35M-35M-8000	210920	Oct. 03, 2023	Oct. 02, 2024
RF Cable	EMC	EMC104-35M-35M-3000	210922	Oct. 03, 2023	Oct. 02, 2024
Attenuator	Pasternack	PE7005-10	10-1	Oct. 05, 2023	Oct. 04, 2024
HIGHPASS FILTER 7.5-18G	STI	STI15-9722	STI-HP7.5G-A	Oct. 05, 2023	Oct. 04, 2024
Measurement Software	AUDIX	e3	6.120210g	NA	NA
Note: Calibration Interval of instruments listed above is one year.					

Test Item	RF Conducted				
Test Site	(TH01-WS)				
Tested Date	Oct. 05 ~ Oct. 17, 2023				
Instrument	**Brand**	**Model No.**	**Serial No.**	**Calibration Date**	**Calibration Until**
Spectrum Analyzer	R&S	FSV40	101910	Apr. 14, 2023	Apr. 13, 2024
Power Meter	Anritsu	ML2495A	1241002	Nov. 23, 2022	Nov. 22, 2023
Power Sensor	Anritsu	MA2411B	1207366	Nov. 23, 2022	Nov. 22, 2023
TEMP&HUMIDITY CHAMBER	GIANT FORCE	GCT-225-40-SP-SD	MAF1212-002	Jun. 21, 2023	Jun. 20, 2024
AC POWER SOURCE	APC	AFC-500W	F312060012	Dec. 09, 2022	Dec. 08, 2023
Attenuator	Pasternack	PE7005-10	10-2	Oct. 05, 2023	Oct. 04, 2024
Measurement Software	Sporton	SENSE-15407_NII	V5.11	NA	NA
Note: Calibration Interval of instruments listed above is one year.					

1.5 Test Standards

47 CFR FCC Part 15.407
ANSI C63.10-2013

1.6 Reference Guidance

FCC KDB 987594 D02 U-NII 6GHz EMC Measurement v03
FCC KDB 789033 D02 General UNII Test Procedures New Rules v02r01
FCC KDB 412172 D01 Determining ERP and EIRP v01r01
FCC KDB 662911 D01 Multiple Transmitter Output v02r01

1.7 Deviation from Test Standard and Measurement Procedure

None

1.8 Measurement Uncertainty

The measurement uncertainties given below are based on a 95% confidence level (based on a coverage factor (k=2)).

Measurement Uncertainty	
Parameters	**Uncertainty**
Bandwidth	±34.130 Hz
Conducted power	±0.808 dB
Frequency error	$\pm 1 \times 10^{-9}$
Power density	±0.583 dB
Conducted emission	±2.715 dB
AC conducted emission	±2.92 dB
Radiated emission ≤ 1GHz	±3.41 dB
Radiated emission > 1GHz	±4.59 dB
Time	±0.1%
Temperature	±0.4 ºC

2 Test Configuration

2.1 Testing Facility

Test Laboratory	International Certification Corp.
Test Site	CO01-WS, 03CH01-WS, TH01-WS
Address of Test Site	No. 3-1, Lane 6, Wen San 3rd St., Kwei Shan District, Tao Yuan City 33381, Taiwan, R.O.C.

- FCC Designation No.: TW2732
- FCC site registration No.: 181692
- ISED#: 10807A
- CAB identifier: TW2732

2.2 Test Modes and Channel Details

Test item	Modulation Mode	Test Frequency (MHz)	Data Rate	Test Configuration
Non-beamforming mode				
AC Power Line Conducted Emissions	be EHT20-OFDMA	6415	MCS 0	---
Unwanted Emissions ≤1GHz	be EHT20-OFDMA	6415	MCS 0	---
Unwanted Emissions >1GHz RF Output Power Emission Bandwidth Power Spectral Density In-Band Emissions	11a	5955 / 6175 / 6415 / 6535 / 6715 / 6855	6Mbps	---
	be EHT20-OFDMA	5955 / 6175 / 6415 / 6535 / 6715 / 6855	MCS 0	---
	be EHT40-OFDMA	5965 / 6165 / 6405 / 6565 / 6725 / 6845	MCS 0	
	be EHT80-OFDMA	5985 / 6145 / 6385 / 6625 / 6705 / 6785	MCS 0	
	be EHT160-OFDMA	6025 / 6185 / 6345 / 6665	MCS 0	
	be EHT320-OFDMA	6105 / 6265	MCS 0	---
Frequency Stability	Un-modulation	6175 / 6715	---	---
Beamforming mode				
RF Output Power	be EHT20-OFDMA	5955 / 6175 / 6415 / 6535 / 6715 / 6855	MCS 0	---
	be EHT40-OFDMA	5965 / 6165 / 6405 / 6565 / 6725 / 6845	MCS 0	
	be EHT80-OFDMA	5985 / 6145 / 6385 / 6625 / 6705 / 6785	MCS 0	
	be EHT160-OFDMA	6025 / 6185 / 6345 / 6665	MCS 0	
	be EHT320-OFDMA	6105 / 6265	MCS 0	

NOTE:

1. The EUT was pretested with 3 orientations placed on the table for the radiated emission measurement – X, Y, and Z-plane. The **Y-plane** results were found as the worst case and were shown in this report.
2. Three Internal Power source (LUCENT TRANS ELECTRONICS CO., LTD., LEADER ELECTRONICS INC., Hunan Frecom electronics Co.,Ltd) had been covered during the pretest, and found that **Hunan Frecom electronics Co.,Ltd.** worst case and was selected for final test.
3. Two Fan (SUNONWEALTH ELECTRIC MACHINE INDUSTRY CO LTD and Yingfan) had been covered during the pretest, and found that **SUNONWEALTH ELECTRIC MACHINE INDUSTRY CO LTD** was the worst case and was selected for final test.

3 Transmitter Test Results

3.1 Emission Bandwidth

3.1.1 Limit

The maximum transmitter channel bandwidth for U-NII devices is 320 megahertz.

3.1.2 Test Procedures

26dB Bandwidth

1. Set RBW = approximately 1% of the emission bandwidth.
2. Set the VBW > RBW, Detector = Peak.
3. Trace mode = max hold.
4. Measure the maximum width of the emission that is 26 dB down from the peak of the emission.

Occupied Bandwidth

1. Set RBW = 1 % to 5 % of the OBW.
2. Set VBW ≥ 3 RBW.
3. Sample detection and single sweep mode shall be used.
4. Use the 99 % power bandwidth function of the instrument.

3.1.3 Test Setup

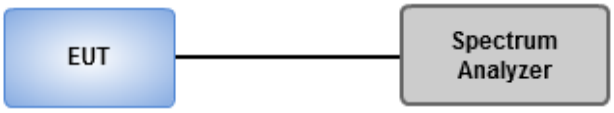

3.1.4 Test Result

Ambient Condition	23-24°C / 64-65%	**Tested By**	Roger Lu

Refer to Appendix A.

3.2 RF Output Power

3.2.1 Limit

Frequency Band	Operating Mode	Maximum EIRP Limit
5925 ~ 6425 MHz 6525 ~ 6875 MHz	☒ Standard power access point	36 dBm For outdoor devices, the maximum e.i.r.p. at any elevation angle above 30 degrees as measured from the horizon must not exceed 125 mW (21 dBm).
	☐ Fixed client	36 dBm For outdoor devices, the maximum e.i.r.p. at any elevation angle above 30 degrees as measured from the horizon must not exceed 125 mW (21 dBm).
	☐ Standard client	30 dBm

3.2.2 Test Procedures

Method PM-G (Measurement using a gated RF average power meter)

1. Measurements is performed using a wideband gated RF power meter provided that the gate parameters are adjusted such that the power is measured only when the EUT is transmitting at its maximum power control level. Since the measurement is made only during the ON time of the transmitter, no duty cycle correction factor is required.
2. EIRP = Measured conducted power + Antenna gain

Spectrum analyzer

1. Set RBW = 1MHz, VBW = 3MHz, Sweep time = Auto, Detector = RMS.
2. Trace average at least 100 traces in power averaging mode.
3. Compute power by integrating the spectrum across the 26 dB EBW.
4. Add 10 log(1/X, X:duty cycle) if duty cycle is <98%).
5. EIRP = Measured conducted power + Antenna gain

3.2.3 Test Setup

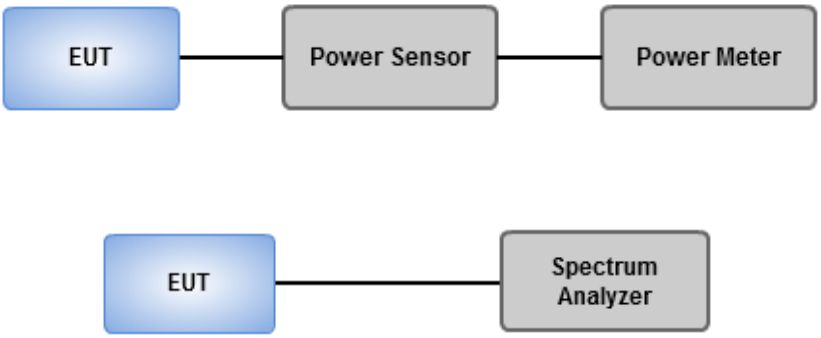

3.2.4 Test Result

Ambient Condition	23-24°C / 64-65%	**Tested By**	Roger Lu

Refer to Appendix B.

3.3 Power Spectral Density

3.3.1 Limit

Frequency Band	Operating Mode	Limit
5925 ~ 6425 MHz 6525 ~ 6875 MHz	☒ Standard power access point	EIRP: 23 dBm / 1 MHz
	☐ Fixed client	EIRP: 23 dBm / 1 MHz
	☐ Standard client	EIRP: 17 dBm / 1 MHz

3.3.2 Test Procedures

Duty cycle ≥ 98 %

1. Set RBW = 1 MHz, VBW = 3 MHz, Sweep time = auto, Detector = RMS.
2. Trace average 100 traces.
3. Use the peak marker function to determine the maximum amplitude level.
4. EIRP PSD = Measured conducted power density + Antenna gain

Duty cycle < 98 %

1. Set RBW = 1 MHz, VBW = 3 MHz, Detector = RMS.
2. Set sweep time ≥ 10 * (number of points in sweep) * (total on/off period of the transmitted signal).
3. Perform a single sweep.
4. Use the peak marker function to determine the maximum amplitude level.
5. Add 10 log(1/x), where x is the duty cycle.
6. EIRP PSD = Measured conducted power density + Antenna gain

3.3.3 Test Setup

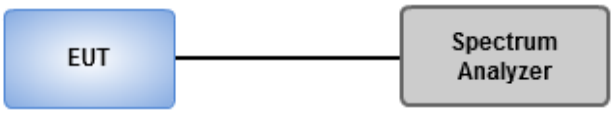

3.3.4 Test Result

Ambient Condition	23-24°C / 64-65%	Tested By	Roger Lu

Refer to Appendix C.

3.4 Unwanted Emissions

3.4.1 Limit of Unwanted Emissions

Restricted Band Emissions Limit			
Frequency Range (MHz)	**Field Strength (uV/m)**	**Field Strength (dBuV/m)**	**Measure Distance (m)**
0.009~0.490	2400/F(kHz)	48.5 - 13.8	300
0.490~1.705	24000/F(kHz)	33.8 - 23	30
1.705~30.0	30	29	30
30~88	100	40	3
88~216	150	43.5	3
216~960	200	46	3
Above 960	500	54	3

Note 1:
Qusai-Peak value is measured for frequency below 1GHz except for 9–90 kHz, 110–490 kHz frequency band. Peak and average value are measured for frequency above 1GHz. The limit on average radio frequency emission is as above table. The limit on peak radio frequency emissions is 20 dB above the maximum permitted average emission limit
Note 2:
Measurements may be performed at a distance other than what is specified provided. When performing measurements at a distance other than that specified, the results shall be extrapolated to the specified distance using an extrapolation factor as below, Frequency at or above 30 MHz: 20 dB/decade Frequency below 30 MHz: 40 dB/decade.

Un-restricted band emissions above 1GHz Limit		
Operating Band	**PK Limit**	**AV Limit**
5.925 – 7.125 GHz	e.i.r.p. -7 dBm [88.2 dBuV/m@3m]	e.i.r.p. -27 dBm [68.2 dBuV/m@3m]

Note 1: Measurements may be performed at a distance other than the limit distance provided they are not performed in the near field and the emissions to be measured can be detected by the measurement equipment. When performing measurements at a distance other than that specified, the results shall be extrapolated to the specified distance using an extrapolation factor of 20 dB/decade (inverse of linear distance for field-strength measurements, inverse of linear distance-squared for power-density measurements).

3.4.2 Test Procedures

1. Measurement is made at a semi-anechoic chamber that incorporates a turntable allowing a EUT rotation of 360°. A continuously-rotating, remotely-controlled turntable is installed at the test site to support the EUT and facilitate determination of the direction of maximum radiation for each EUT emission frequency. The EUT is placed at test table. For emissions testing at or below 1 GHz, the table height is 80 cm above the reference ground plane. For emission measurements above 1 GHz, the table height is 1.5 m
2. Measurement is made with the antenna positioned in both the horizontal and vertical planes of polarization. The measurement antenna is varied in height (1m ~ 4m) above the reference ground plane to obtain the maximum signal strength. Distance between EUT and antenna is 3 m.
3. This investigation is performed with the EUT rotated 360°, the antenna height scanned between 1 m and 4 m, and the antenna rotated to repeat the measurements for both the horizontal and vertical antenna polarizations.

Note:

1. 120kHz measurement bandwidth of test receiver and Quasi-peak detector is for radiated emission below 1GHz.
2. RBW=1MHz, VBW=3MHz and Peak detector is for peak measured value of radiated emission above 1GHz.
3. RBW=1MHz, VBW=1/T and Peak detector is for average measured value of radiated emission above 1GHz.

3.4.3 Test Setup

Radiated Emissions below 1 GHz

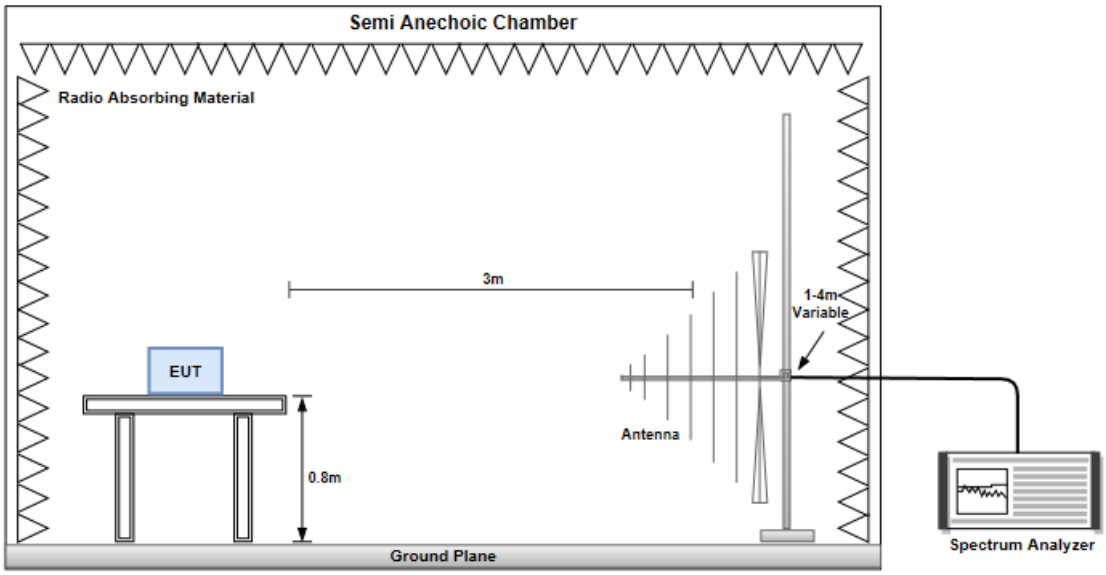

Radiated Emissions above 1 GHz

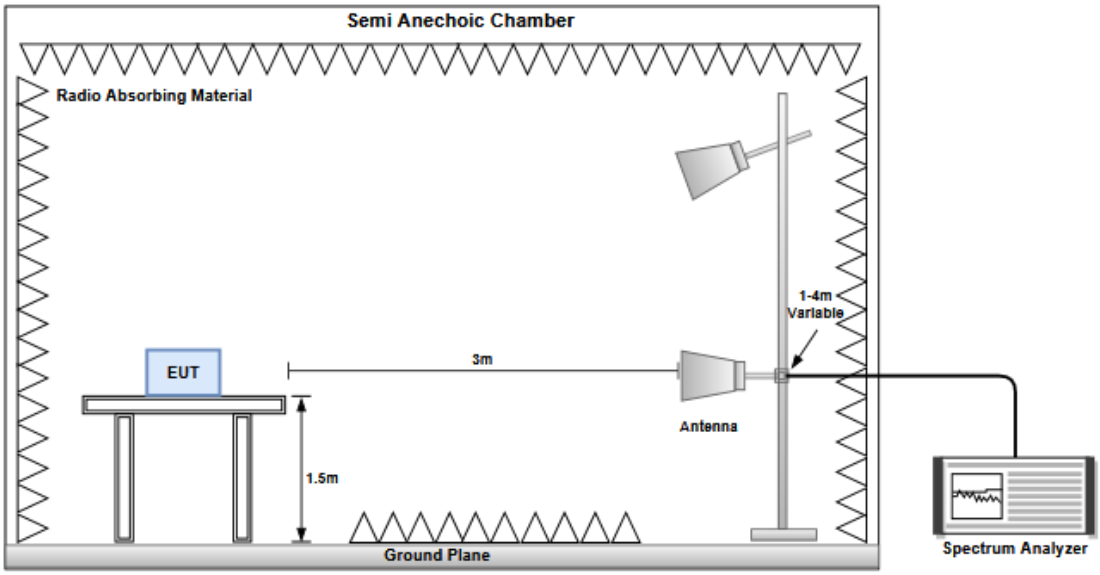

3.4.4 Test Results

Refer to Appendix D.

3.5 In-Band Emissions

3.5.1 Limit

Power spectral density must be suppressed by 20 dB at 1 MHz outside of channel edge, by 28 dB at one channel bandwidth from the channel center, and by 40 dB at one- and one-half times the channel bandwidth away from channel center. At frequencies between one megahertz outside an unlicensed device's channel edge and one channel bandwidth from the center of the channel, the limits must be linearly interpolated between 20 dB and 28 dB suppression,and at frequencies between one and one- and one-half times an unlicensed device's channel bandwidth, the limits must be linearly interpolated between 28 dB and 40 dB suppression. Emissions removed from the channel center by more than one- and one-half times the channel bandwidth must be suppressed by at least 40 dB.

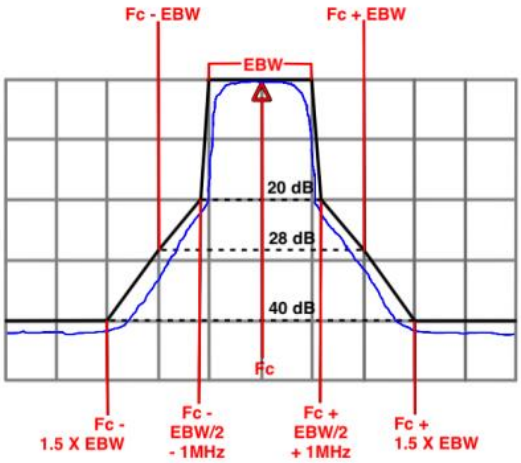

3.5.2 Test Procedures

1. Connect output of the antenna port to a spectrum analyzer
2. Set the reference level of the measuring equipment
3. Measure the 26 dB EBW
4. Measure the power spectral density (which will be used for emissions mask reference) using the following procedure:
   a) Set the span to encompass the entire 26 dB EBW of the signal.
   b) Set RBW = same RBW used for 26 dB EBW measurement.
   c) Set VBW ≥ 3 X RBW
   d) Number of points in sweep ≥ [2 X span / RBW].
   e) Sweep time = auto.
   f) Detector = RMS (i.e., power averaging)
   g) Trace average at least 100 traces in power averaging (rms) mode.
   h) Use the peak search function on the instrument to find the peak of the spectrum.
5. For the purposes of developing the emission mask, the channel bandwidth is defined as the 26 dB EBW
6. Using the measuring equipment limit line function, develop the emissions mask based on the following requirements. The emissions power spectral density must be reduced below the peak power spectral density (in dB) as follows
   a. Suppressed by 20 dB at 1 MHz outside of the channel edge. (The channel edge is defined as the 26-dB point on either side of the carrier center frequency.)
   b. Suppressed by 28 dB at one channel bandwidth from the channel center.
   c. Suppressed by 40 dB at one- and one-half times the channel bandwidth from the channel center.
7. Adjust the span to encompass the entire mask as necessary
8. Clear trace.
9. Trace average at least 100 traces in power averaging (rms) mode.
10. Adjust the reference level as necessary so that the crest of the channel touches the top of the emission mask

3.5.3 Test Setup

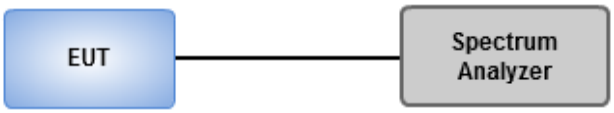

3.5.4 Test Results

Ambient Condition	23-24°C / 64-65%	**Tested By**	Roger Lu

Refer to Appendix E.

3.6 Frequency Stability

3.6.1 Limit of Frequency Stability

Manufacturers of U-NII devices are responsible for ensuring frequency stability such that an emission is maintained within the band of operation under all conditions of normal operation as specified in the user's manual.

3.6.2 Test Procedures

1. The EUT is installed in an environment test chamber with external power source.
2. Set the chamber to operate at 20 centigrade and external power source to output at nominal voltage of EUT.
3. A sufficient stabilization period at each temperature is used prior to each frequency measurement.
4. When temperature is stabled, measure the frequency stability.
5. The test shall be performed under normal and extreme condition for temperature and voltage.

3.6.3 Test Setup

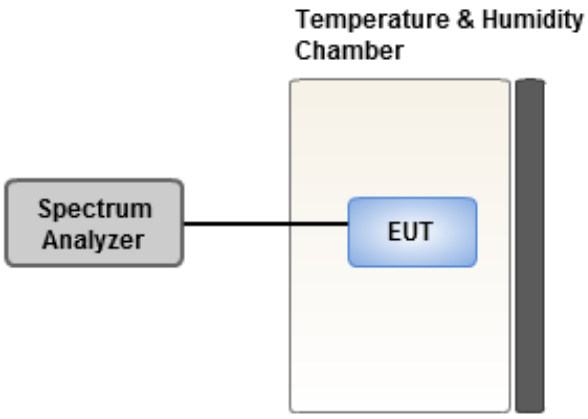

3.6.4 Test Result of Frequency Stability

Ambient Condition	23-24°C / 64-65%	Tested By	Roger Lu

Refer to Appendix F.

3.7 AC Power Line Conducted Emissions

3.7.1 Limit of AC Power Line Conducted Emissions

Conducted Emissions Limit		
Frequency Emission (MHz)	**Quasi-Peak**	**Average**
0.15-0.5	66 - 56 *	56 - 46 *
0.5-5	56	46
5-30	60	50
Note 1: * Decreases with the logarithm of the frequency.		

3.7.2 Test Procedures

1. The device is placed on a test table, raised 80 cm above the reference ground plane. The vertical conducting plane is located 40 cm to the rear of the device.
2. The device is connected to line impedance stabilization network (LISN) and other accessories are connected to other LISN. Measured levels of AC power line conducted emission are across the 50 Ω LISN port.
3. AC conducted emission measurements is made over frequency range from 150 kHz to 30 MHz.
4. This measurement was performed with AC 120V/60Hz

3.7.3 Test Setup

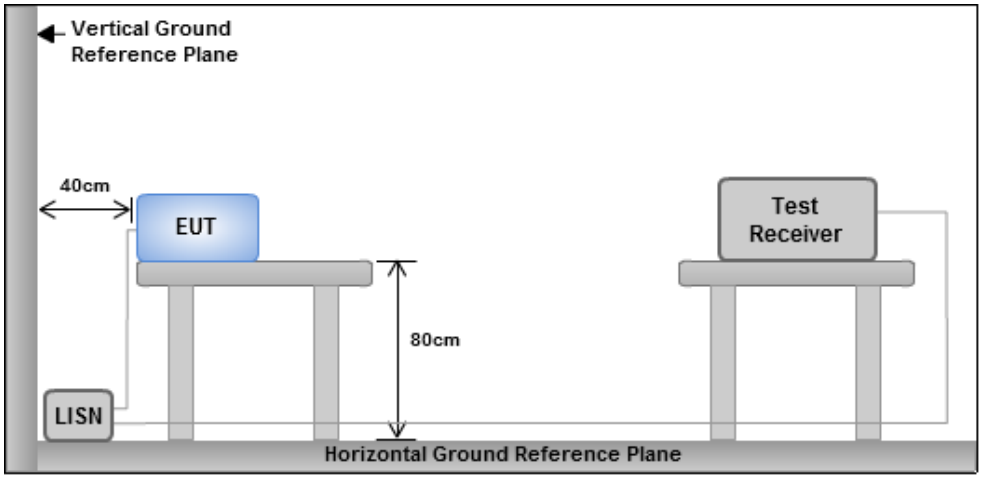

Note: 1. Support units were connected to second LISN.
2. Both of LISNs (AMN) are 80 cm from EUT and at least 80 cm from other units and other metal planes

3.7.4 Test Result

Refer to Appendix G.

4 Test laboratory information

Established in 2012, ICC provides foremost EMC & RF Testing and advisory consultation services by our skilled engineers and technicians. Our services employ a wide variety of advanced edge test equipment and one of the widest certification extents in the business.

International Certification Corporation (EMC and Wireless Communication Laboratory), it is our definitive objective is to institute long term, trust-based associations with our clients. The expectation we set up with our clients is based on outstanding service, practical expertise and devotion to a certified value structure. Our passion is to grant our clients with best EMC / RF services by oriented knowledgeable and accommodating staff.

Our Test sites are located at Linkou District and Kwei Shan District. Location map can be found on our website http://www.icertifi.com.tw.

Linkou

Tel: 886-2-2601-1640

No.30-2, Ding Fwu Tsuen, Lin Kou District, New Taipei City, Taiwan (R.O.C.)

Kwei Shan

Tel: 886-3-271-8666

No.3-1, Lane 6, Wen San 3rd St., Kwei Shan Dist., Tao Yuan City 33381, Taiwan (R.O.C.)

No.2-1, Lane 6, Wen San 3rd St., Kwei Shan Dist., Tao Yuan City 33381, Taiwan (R.O.C.)

Kwei Shan Site II

Tel: 886-3-271-8640

No.14-1, Lane 19, Wen San 3rd St., Kwei Shan Dist., Tao Yuan City 33381, Taiwan (R.O.C.)

If you have any suggestion, please feel free to contact us as below information.

Tel: 886-3-271-8666
Fax: 886-3-318-0345
Email: ICC_Service@icertifi.com.tw

═END═

Summary

Mode	Max-N dB (Hz)	Max-OBW (Hz)	ITU-Code	Min-N dB (Hz)	Min-OBW (Hz)
5.925-6.425GHz	-	-	-	-	-
802.11a_Nss1,(6Mbps)_4TX	41.844M	19.476M	19M5D1D	19.47M	16.529M
802.11be EHT20_Nss1,(MCS0)_4TX-OFDMA	36.96M	19.14M	19M1D1D	19.998M	18.935M
802.11be EHT40_Nss1,(MCS0)_4TX-OFDMA	71.808M	38.278M	38M3D1D	39.336M	37.832M
802.11be EHT80_Nss1,(MCS0)_4TX-OFDMA	167.64M	78.693M	78M7D1D	80.256M	77.541M
802.11be EHT160_Nss1,(MCS0)_4TX-OFDMA	318.384M	159.441M	159MD1D	162.624M	156.813M
802.11be EHT320_Nss1,(MCS0)_4TX-OFDMA	333.696M	315.675M	316MD1D	325.248M	314.324M
6.525-6.875GHz	-	-	-	-	-
802.11a_Nss1,(6Mbps)_4TX	28.842M	16.601M	16M6D1D	18.414M	16.423M
802.11be EHT20_Nss1,(MCS0)_4TX-OFDMA	22.44M	18.978M	19M0D1D	19.866M	18.917M
802.11be EHT40_Nss1,(MCS0)_4TX-OFDMA	72.996M	38.405M	38M4D1D	39.336M	37.877M
802.11be EHT80_Nss1,(MCS0)_4TX-OFDMA	137.016M	78.403M	78M4D1D	110.616M	77.685M
802.11be EHT160_Nss1,(MCS0)_4TX-OFDMA	314.16M	158.518M	159MD1D	311.52M	158.208M

Max-N dB = Maximum 26dB down bandwidth
Max-OBW = Maximum 99% occupied bandwidth;
Min-N dB = Minimum 26dB down bandwidth;
Min-OBW = Minimum 99% occupied bandwidth

Result

Mode	Result	Limit (Hz)	Port 1-N dB (Hz)	Port 1-OBW (Hz)	Port 2-N dB (Hz)	Port 2-OBW (Hz)	Port 3-N dB (Hz)	Port 3-OBW (Hz)	Port 4-N dB (Hz)	Port 4-OBW (Hz)
802.11a_Nss1,(6Mbps)_4TX	-	-	-	-	-	-	-	-	-	-
5955MHz	Pass	Inf	36.894M	16.924M	36.366M	16.909M	34.782M	16.706M	41.844M	19.476M
6175MHz	Pass	Inf	19.47M	16.529M	32.406M	16.615M	31.548M	16.597M	34.32M	16.699M
6415MHz	Pass	Inf	41.844M	17.023M	40.788M	16.748M	34.386M	16.708M	37.026M	17.087M
6535MHz	Pass	Inf	18.744M	16.491M	18.612M	16.459M	18.48M	16.423M	18.414M	16.441M
6715MHz	Pass	Inf	18.744M	16.493M	21.12M	16.49M	20.79M	16.488M	19.206M	16.49M
6855MHz	Pass	Inf	28.842M	16.584M	28.05M	16.593M	28.446M	16.601M	23.1M	16.52M
802.11be EHT20_Nss1,(MCS0)_4TX-OFDMA	-	-	-	-	-	-	-	-	-	-
5955MHz	Pass	Inf	33.99M	19.059M	32.274M	19.026M	29.568M	18.996M	36.63M	19.14M
6175MHz	Pass	Inf	19.998M	18.935M	25.872M	18.98M	27.984M	18.962M	31.746M	18.97M
6415MHz	Pass	Inf	36.96M	19.081M	29.568M	18.988M	29.37M	19.002M	33M	19.071M
6535MHz	Pass	Inf	19.866M	18.917M	19.932M	18.934M	19.866M	18.922M	19.932M	18.917M
6715MHz	Pass	Inf	19.998M	18.927M	19.932M	18.935M	19.998M	18.917M	19.932M	18.927M
6855MHz	Pass	Inf	20.064M	18.934M	20.196M	18.973M	22.44M	18.978M	19.998M	18.976M
802.11be EHT40_Nss1,(MCS0)_4TX-OFDMA	-	-	-	-	-	-	-	-	-	-
5965MHz	Pass	Inf	39.864M	37.832M	39.468M	37.881M	39.336M	37.839M	39.6M	37.895M
6165MHz	Pass	Inf	39.468M	37.945M	39.6M	37.928M	39.336M	37.942M	45.936M	37.989M
6405MHz	Pass	Inf	68.772M	38.278M	45.936M	38.01M	65.868M	38.085M	71.808M	38.116M
6565MHz	Pass	Inf	39.336M	37.877M	39.468M	37.948M	46.992M	37.974M	39.336M	37.91M
6725MHz	Pass	Inf	46.86M	37.917M	52.8M	38.065M	46.86M	37.996M	48.84M	37.992M
6845MHz	Pass	Inf	67.848M	38.113M	63.492M	38.183M	72.996M	38.378M	72.996M	38.405M
802.11be EHT80_Nss1,(MCS0)_4TX-OFDMA	-	-	-	-	-	-	-	-	-	-
5985MHz	Pass	Inf	80.256M	77.612M	80.256M	77.541M	80.256M	77.573M	80.256M	77.641M
6145MHz	Pass	Inf	92.4M	77.63M	111.144M	77.662M	110.352M	77.694M	111.408M	77.688M
6385MHz	Pass	Inf	148.896M	78.217M	118.8M	78.099M	138.6M	78.067M	167.64M	78.693M
6625MHz	Pass	Inf	115.896M	77.747M	110.616M	77.695M	110.88M	77.726M	110.88M	77.685M
6705MHz	Pass	Inf	124.872M	77.961M	118.272M	77.979M	116.952M	77.821M	116.952M	77.917M
6785MHz	Pass	Inf	118.272M	77.966M	124.344M	78.169M	129.096M	78.056M	137.016M	78.403M
802.11be EHT160_Nss1,(MCS0)_4TX-OFDMA	-	-	-	-	-	-	-	-	-	-
6025MHz	Pass	Inf	162.624M	156.813M	162.624M	157.007M	162.624M	156.897M	178.992M	157.165M
6185MHz	Pass	Inf	313.632M	157.865M	313.632M	157.796M	312.576M	157.938M	318.384M	159.441M
6345MHz	Pass	Inf	312.576M	158.128M	313.632M	158.34M	313.104M	158.753M	313.104M	158.858M
6665MHz	Pass	Inf	311.52M	158.324M	314.16M	158.518M	314.16M	158.208M	312.576M	158.4M
802.11be EHT320_Nss1,(MCS0)_4TX-OFDMA	-	-	-	-	-	-	-	-	-	-
6105MHz	Pass	Inf	325.248M	315.087M	326.304M	315.675M	325.248M	315.177M	333.696M	315.37M
6265MHz	Pass	Inf	325.248M	314.324M	325.248M	315.135M	325.248M	314.543M	325.248M	314.424M

Port X-N dB = 26dB down bandwidth, Port X-OBW = Port X 99% occupied bandwidth

5.925-6.425GHz_802.11a_Nss1,(6Mbps)_4TX **EBW**

5955MHz

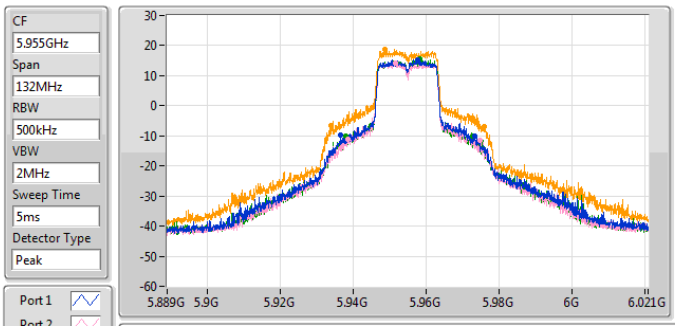

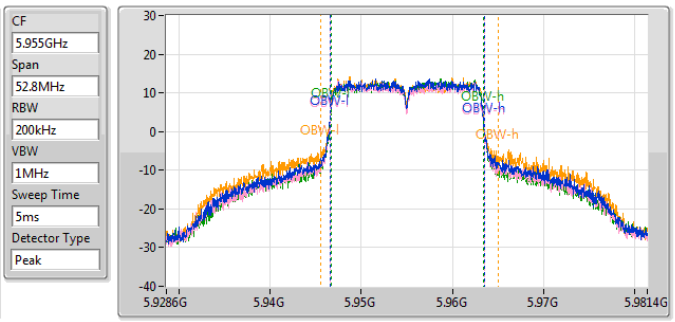

26dB(Hz)	Fl-26dB(Hz)	Fh-26dB(Hz)	OBW(Hz)	Fl-OBW(Hz)	Fh-OBW(Hz)	Limit(Hz)	Port
36.894M	5.936652G	5.973546G	16.924M	5.946566G	5.96349G	Inf	1
36.366M	5.9385G	5.974866G	16.909M	5.946566G	5.963475G	Inf	2
34.782M	5.937972G	5.972754G	16.706M	5.94665G	5.963357G	Inf	3
41.844M	5.934078G	5.975922G	19.476M	5.945565G	5.965041G	Inf	4

5.925-6.425GHz_802.11a_Nss1,(6Mbps)_4TX **EBW**

6175MHz

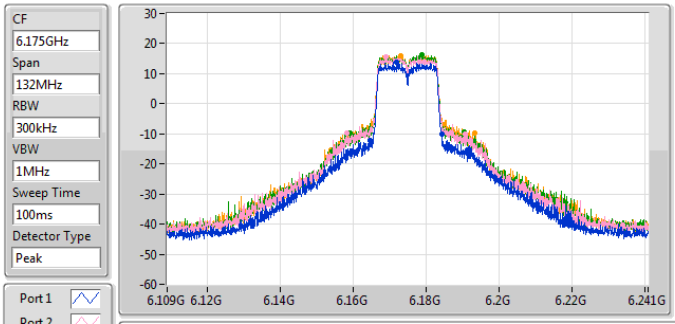

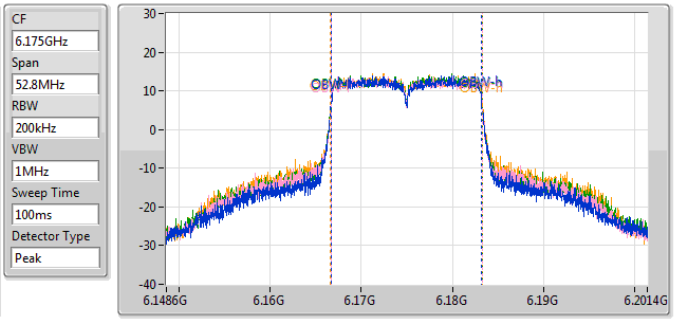

26dB(Hz)	Fl-26dB(Hz)	Fh-26dB(Hz)	OBW(Hz)	Fl-OBW(Hz)	Fh-OBW(Hz)	Limit(Hz)	Port
19.47M	6.164836G	6.184306G	16.529M	6.166709G	6.183238G	Inf	1
32.406M	6.158368G	6.190774G	16.615M	6.166669G	6.183284G	Inf	2
31.548M	6.159094G	6.190642G	16.597M	6.166674G	6.183271G	Inf	3
34.32M	6.15916G	6.19348G	16.699M	6.166634G	6.183332G	Inf	4

5.925-6.425GHz_802.11a_Nss1,(6Mbps)_4TX **EBW**

6415MHz

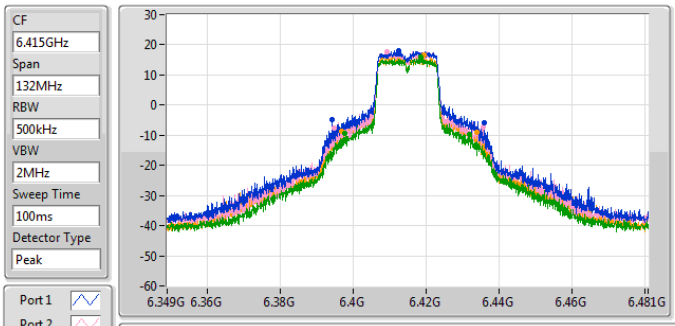

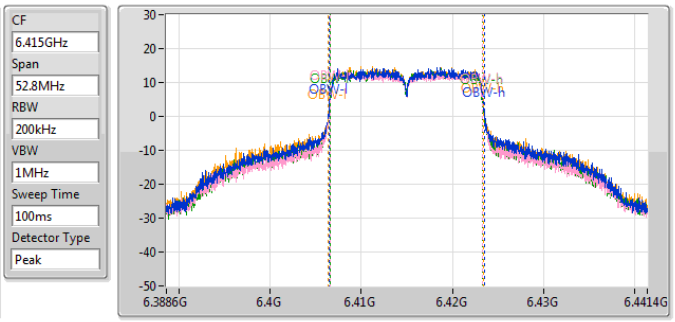

26dB(Hz)	Fl-26dB(Hz)	Fh-26dB(Hz)	OBW(Hz)	Fl-OBW(Hz)	Fh-OBW(Hz)	Limit(Hz)	Port
41.844M	6.394276G	6.43612G	17.023M	6.406461G	6.423485G	Inf	1
40.788M	6.39487G	6.435658G	16.748M	6.406599G	6.423347G	Inf	2
34.386M	6.397642G	6.432028G	16.708M	6.4066G	6.423308G	Inf	3
37.026M	6.396916G	6.433942G	17.087M	6.406359G	6.423447G	Inf	4

6.525-6.875GHz_802.11a_Nss1,(6Mbps)_4TX **EBW**

6535MHz

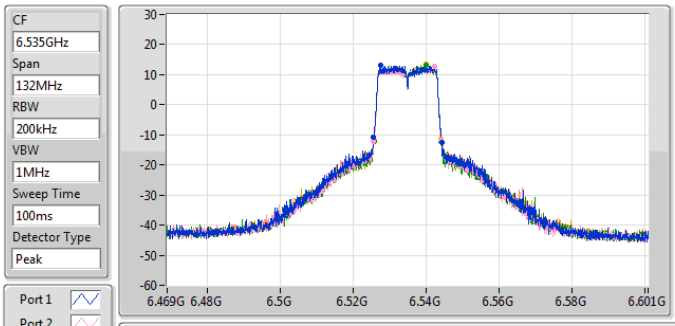

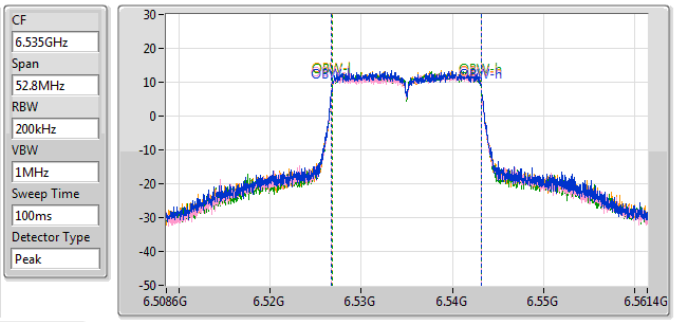

26dB(Hz)	Fl-26dB(Hz)	Fh-26dB(Hz)	OBW(Hz)	Fl-OBW(Hz)	Fh-OBW(Hz)	Limit(Hz)	Port
18.744M	6.525694G	6.544438G	16.491M	6.526734G	6.543224G	Inf	1
18.612M	6.525628G	6.54424G	16.459M	6.526756G	6.543215G	Inf	2
18.48M	6.52576G	6.54424G	16.423M	6.526769G	6.543192G	Inf	3
18.414M	6.52576G	6.544174G	16.441M	6.526768G	6.543209G	Inf	4

6.525-6.875GHz_802.11a_Nss1,(6Mbps)_4TX **EBW**

6715MHz

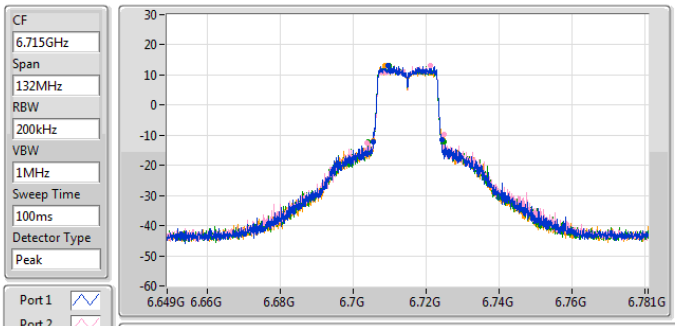

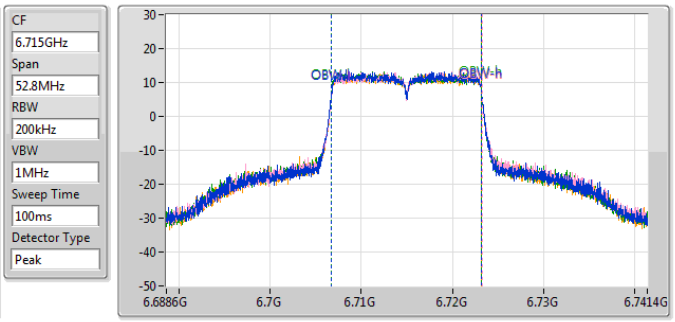

26dB(Hz)	Fl-26dB(Hz)	Fh-26dB(Hz)	OBW(Hz)	Fl-OBW(Hz)	Fh-OBW(Hz)	Limit(Hz)	Port
18.744M	6.705562G	6.724306G	16.493M	6.706724G	6.723217G	Inf	1
21.12M	6.703846G	6.724966G	16.49M	6.706751G	6.723241G	Inf	2
20.79M	6.70411G	6.7249G	16.488M	6.706723G	6.723211G	Inf	3
19.206M	6.705628G	6.724834G	16.49M	6.706731G	6.72322G	Inf	4

6.525-6.875GHz_802.11a_Nss1,(6Mbps)_4TX **EBW**

6855MHz

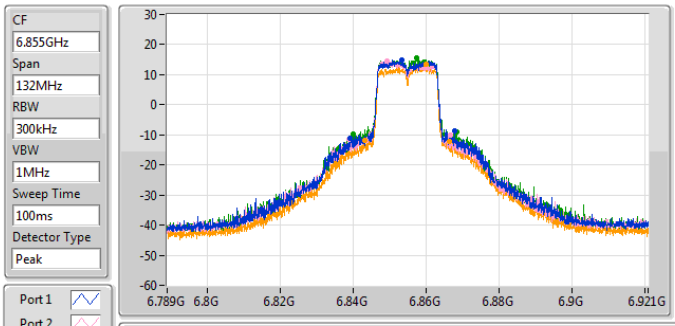

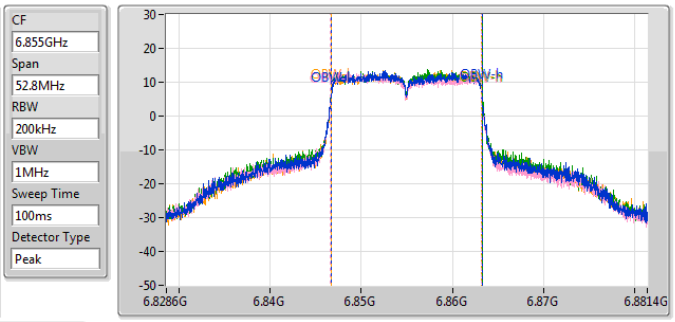

26dB(Hz)	Fl-26dB(Hz)	Fh-26dB(Hz)	OBW(Hz)	Fl-OBW(Hz)	Fh-OBW(Hz)	Limit(Hz)	Port
28.842M	6.839094G	6.867936G	16.584M	6.846664G	6.863247G	Inf	1
28.05M	6.83883G	6.86688G	16.593M	6.846639G	6.863233G	Inf	2
28.446M	6.84015G	6.868596G	16.601M	6.846653G	6.863254G	Inf	3
23.1M	6.843384G	6.866484G	16.52M	6.846711G	6.863231G	Inf	4

5.925-6.425GHz_802.11be EHT20_Nss1,(MCS0)_4TX **EBW**

5955MHz

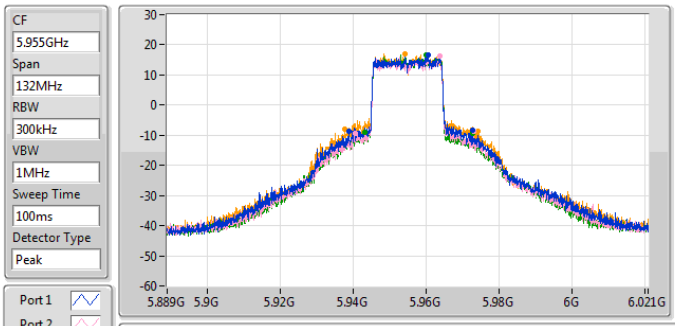

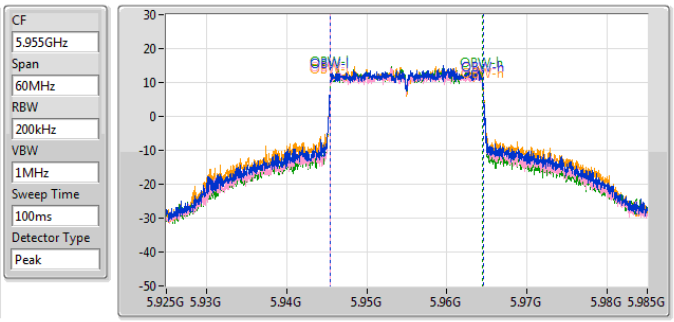

26dB(Hz)	Fl-26dB(Hz)	Fh-26dB(Hz)	OBW(Hz)	Fl-OBW(Hz)	Fh-OBW(Hz)	Limit(Hz)	Port
33.99M	5.938896G	5.972886G	19.059M	5.945453G	5.964512G	Inf	1
32.274M	5.940744G	5.973018G	19.026M	5.945469G	5.964495G	Inf	2
29.568M	5.943252G	5.97282G	18.996M	5.945485G	5.964481G	Inf	3
36.63M	5.937642G	5.974272G	19.14M	5.945434G	5.964573G	Inf	4

5.925-6.425GHz_802.11be EHT20_Nss1,(MCS0)_4TX **EBW**

6175MHz

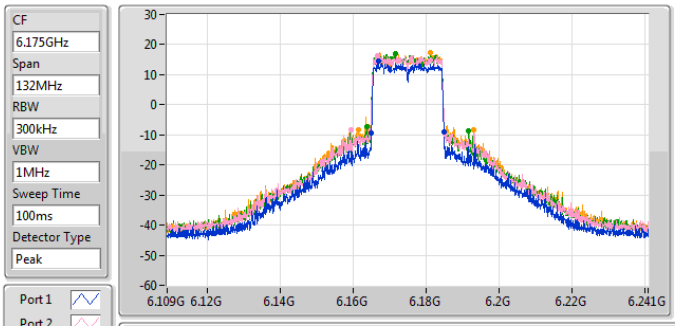

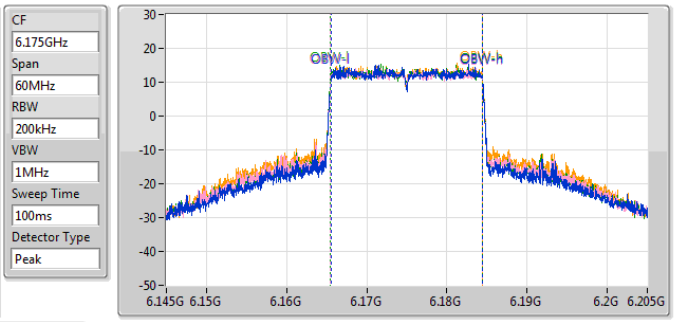

26dB(Hz)	Fl-26dB(Hz)	Fh-26dB(Hz)	OBW(Hz)	Fl-OBW(Hz)	Fh-OBW(Hz)	Limit(Hz)	Port
19.998M	6.164968G	6.184966G	18.935M	6.165514G	6.184448G	Inf	1
25.872M	6.159358G	6.18523G	18.98M	6.165482G	6.184462G	Inf	2
27.984M	6.163714G	6.191698G	18.962M	6.165483G	6.184445G	Inf	3
31.746M	6.16147G	6.193216G	18.97M	6.165488G	6.184458G	Inf	4

5.925-6.425GHz_802.11be EHT20_Nss1,(MCS0)_4TX **EBW**

6415MHz

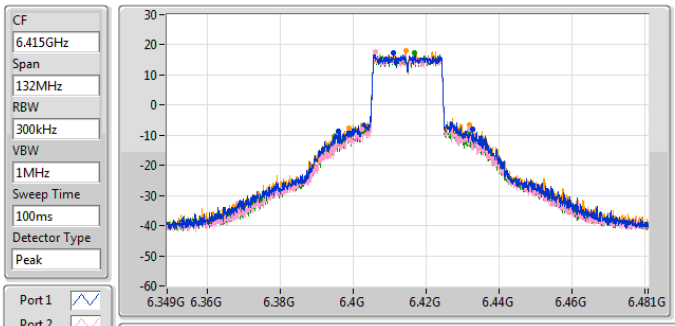

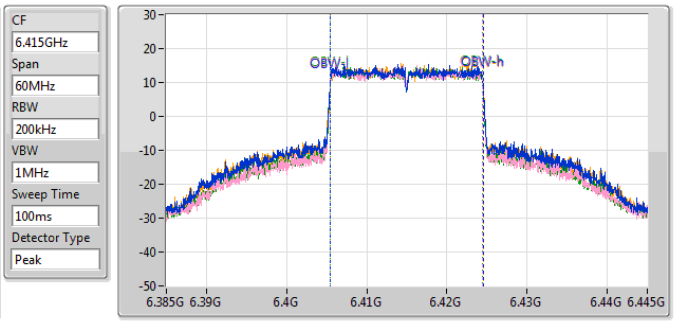

26dB(Hz)	Fl-26dB(Hz)	Fh-26dB(Hz)	OBW(Hz)	Fl-OBW(Hz)	Fh-OBW(Hz)	Limit(Hz)	Port
36.96M	6.395992G	6.432952G	19.081M	6.405429G	6.424509G	Inf	1
29.568M	6.402394G	6.431962G	18.988M	6.405466G	6.424454G	Inf	2
29.37M	6.402658G	6.432028G	19.002M	6.405461G	6.424463G	Inf	3
33M	6.398962G	6.431962G	19.071M	6.405434G	6.424505G	Inf	4

6.525-6.875GHz_802.11be EHT20_Nss1,(MCS0)_4TX **EBW**

6535MHz

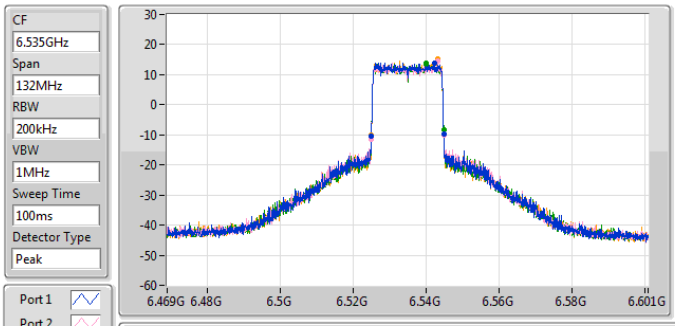

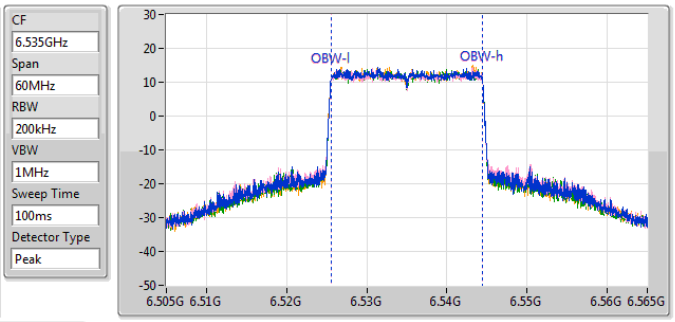

26dB(Hz)	Fl-26dB(Hz)	Fh-26dB(Hz)	OBW(Hz)	Fl-OBW(Hz)	Fh-OBW(Hz)	Limit(Hz)	Port
19.866M	6.525034G	6.5449G	18.917M	6.52553G	6.544447G	Inf	1
19.932M	6.525034G	6.544966G	18.934M	6.525518G	6.544452G	Inf	2
19.866M	6.525034G	6.5449G	18.922M	6.525525G	6.544448G	Inf	3
19.932M	6.525034G	6.544966G	18.917M	6.525524G	6.544441G	Inf	4

6.525-6.875GHz_802.11be EHT20_Nss1,(MCS0)_4TX **EBW**

6715MHz

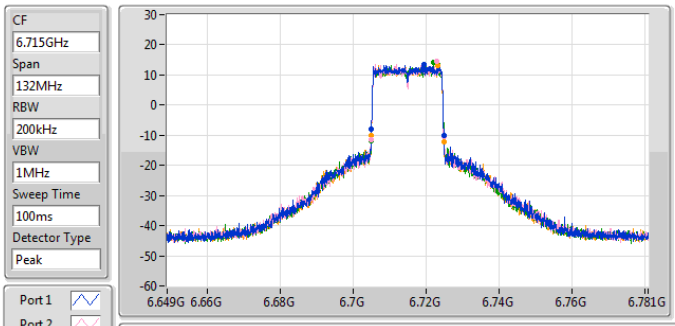

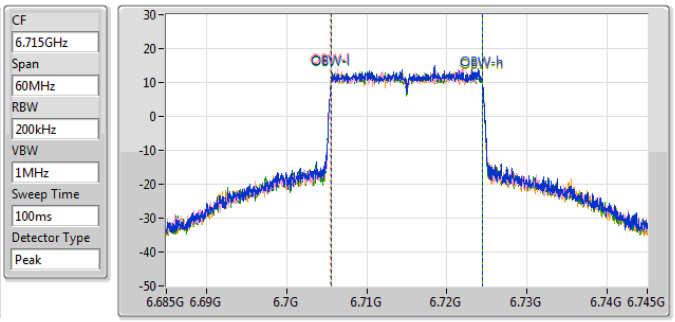

26dB(Hz)	Fl-26dB(Hz)	Fh-26dB(Hz)	OBW(Hz)	Fl-OBW(Hz)	Fh-OBW(Hz)	Limit(Hz)	Port
19.998M	6.704968G	6.724966G	18.927M	6.705518G	6.724445G	Inf	1
19.932M	6.704968G	6.7249G	18.935M	6.705518G	6.724453G	Inf	2
19.998M	6.704968G	6.724966G	18.917M	6.705515G	6.724432G	Inf	3
19.932M	6.705034G	6.724966G	18.927M	6.705505G	6.724432G	Inf	4

6.525-6.875GHz_802.11be EHT20_Nss1,(MCS0)_4TX **EBW**

6855MHz

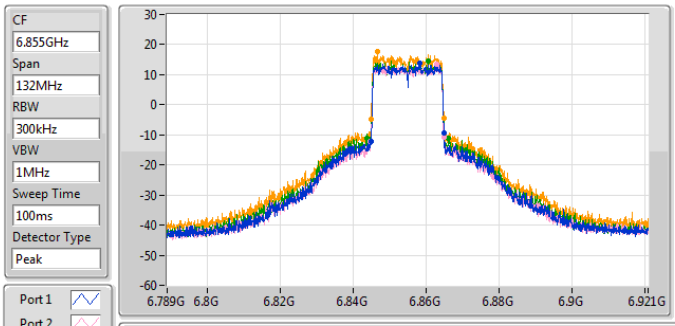

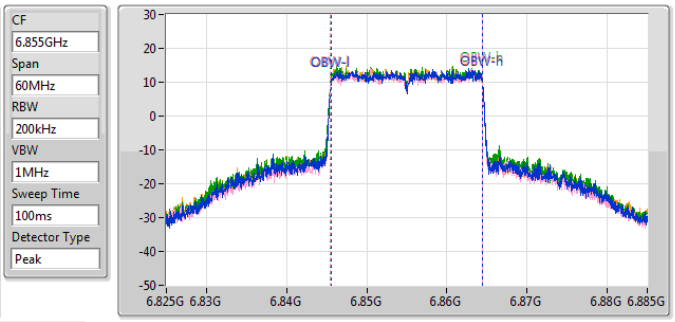

26dB(Hz)	Fl-26dB(Hz)	Fh-26dB(Hz)	OBW(Hz)	Fl-OBW(Hz)	Fh-OBW(Hz)	Limit(Hz)	Port
20.064M	6.844968G	6.865032G	18.934M	6.84552G	6.864454G	Inf	1
20.196M	6.844836G	6.865032G	18.973M	6.84548G	6.864453G	Inf	2
22.44M	6.843714G	6.866154G	18.978M	6.84547G	6.864447G	Inf	3
19.998M	6.844968G	6.864966G	18.976M	6.845467G	6.864443G	Inf	4

5.925-6.425GHz_802.11be EHT40_Nss1,(MCS0)_4TX **EBW**

5965MHz

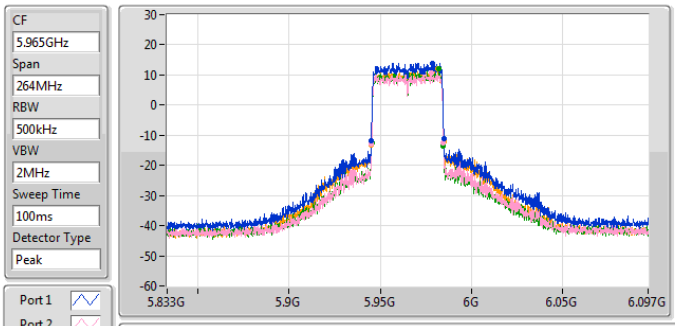

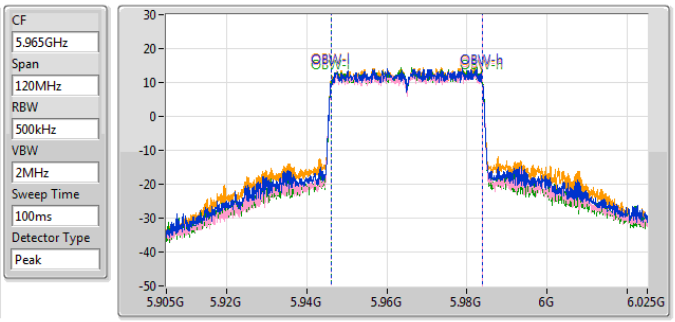

26dB(Hz)	Fl-26dB(Hz)	Fh-26dB(Hz)	OBW(Hz)	Fl-OBW(Hz)	Fh-OBW(Hz)	Limit(Hz)	Port
39.864M	5.945068G	5.984932G	37.832M	5.946055G	5.983887G	Inf	1
39.468M	5.9452G	5.984668G	37.881M	5.946044G	5.983925G	Inf	2
39.336M	5.945332G	5.984668G	37.839M	5.946072G	5.98391G	Inf	3
39.6M	5.9452G	5.9848G	37.895M	5.946031G	5.983925G	Inf	4

5.925-6.425GHz_802.11be EHT40_Nss1,(MCS0)_4TX **EBW**

6165MHz

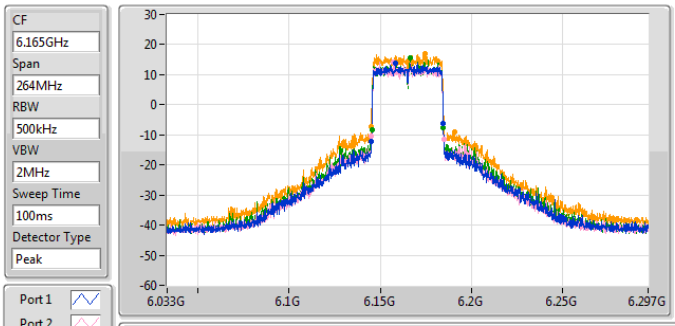

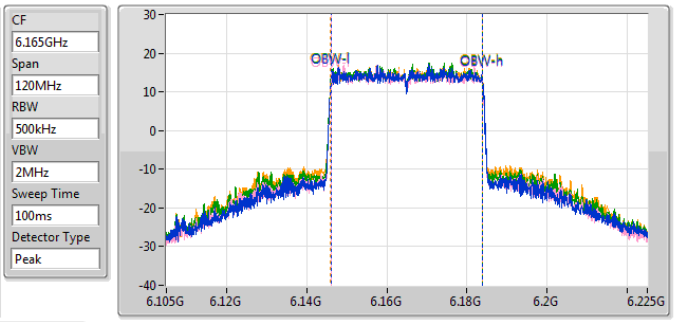

26dB(Hz)	Fl-26dB(Hz)	Fh-26dB(Hz)	OBW(Hz)	Fl-OBW(Hz)	Fh-OBW(Hz)	Limit(Hz)	Port
39.468M	6.1452G	6.184668G	37.945M	6.14602G	6.183965G	Inf	1
39.6M	6.1452G	6.1848G	37.928M	6.146026G	6.183954G	Inf	2
39.336M	6.145332G	6.184668G	37.942M	6.146017G	6.183959G	Inf	3
45.936M	6.144936G	6.190872G	37.989M	6.145987G	6.183976G	Inf	4

5.925-6.425GHz_802.11be EHT40_Nss1,(MCS0)_4TX **EBW**

6405MHz

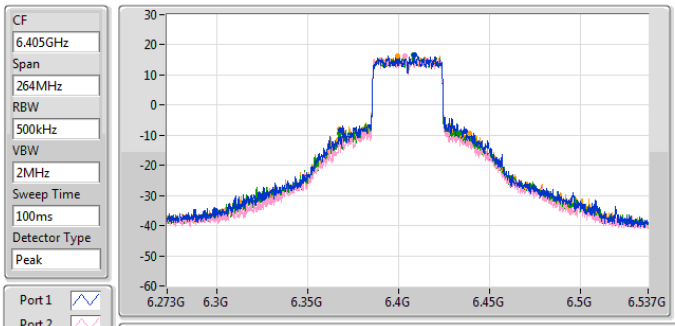

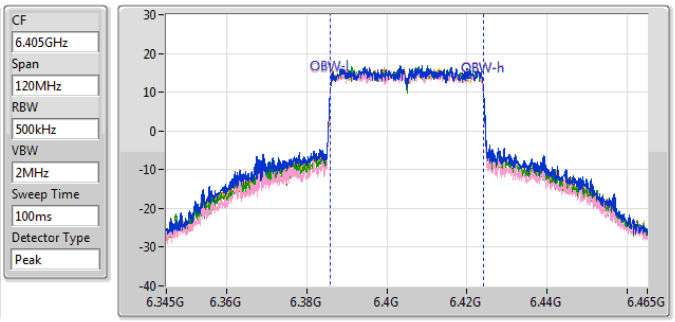

26dB(Hz)	Fl-26dB(Hz)	Fh-26dB(Hz)	OBW(Hz)	Fl-OBW(Hz)	Fh-OBW(Hz)	Limit(Hz)	Port
68.772M	6.36804G	6.436812G	38.278M	6.385848G	6.424126G	Inf	1
45.936M	6.381108G	6.427044G	38.01M	6.385982G	6.423992G	Inf	2
65.868M	6.36738G	6.433248G	38.085M	6.385952G	6.424037G	Inf	3
71.808M	6.36738G	6.439188G	38.116M	6.385924G	6.424041G	Inf	4

6.525-6.875GHz_802.11be EHT40_Nss1,(MCS0)_4TX **EBW**

6565MHz

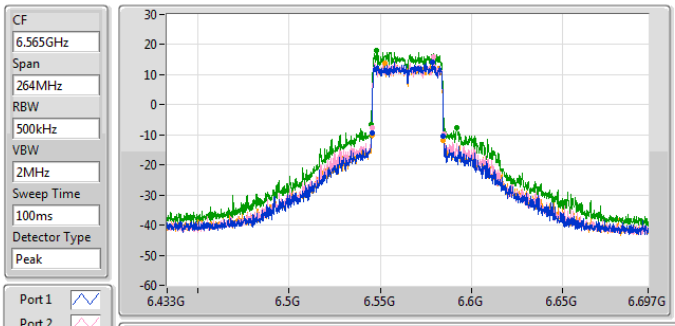

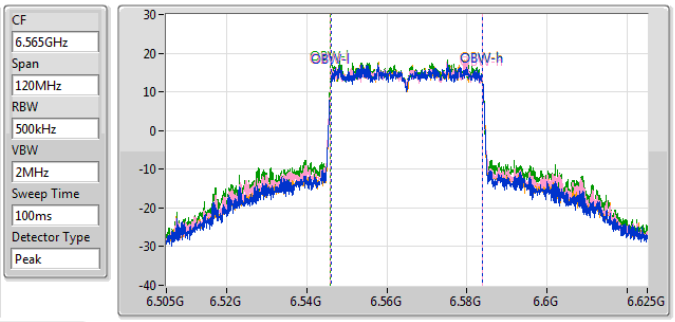

26dB(Hz)	Fl-26dB(Hz)	Fh-26dB(Hz)	OBW(Hz)	Fl-OBW(Hz)	Fh-OBW(Hz)	Limit(Hz)	Port
39.336M	6.545332G	6.584668G	37.877M	6.546048G	6.583925G	Inf	1
39.468M	6.545332G	6.5848G	37.948M	6.545978G	6.583926G	Inf	2
46.992M	6.545068G	6.59206G	37.974M	6.545964G	6.583938G	Inf	3
39.336M	6.545332G	6.584668G	37.91M	6.546003G	6.583913G	Inf	4

6.525-6.875GHz_802.11be EHT40_Nss1,(MCS0)_4TX **EBW**

6725MHz

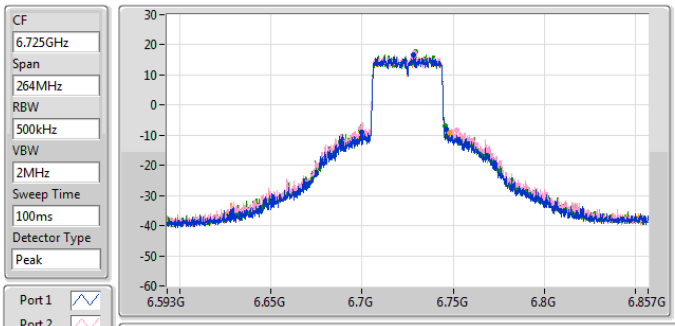

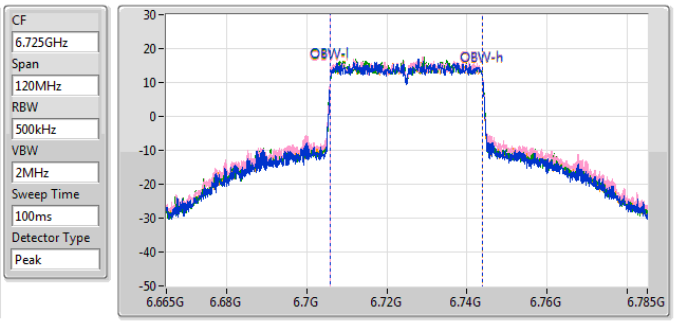

26dB(Hz)	Fl-26dB(Hz)	Fh-26dB(Hz)	OBW(Hz)	Fl-OBW(Hz)	Fh-OBW(Hz)	Limit(Hz)	Port
46.86M	6.699524G	6.746384G	37.917M	6.705982G	6.7439G	Inf	1
52.8M	6.699128G	6.751928G	38.065M	6.705886G	6.743951G	Inf	2
46.86M	6.698996G	6.745856G	37.996M	6.705943G	6.743939G	Inf	3
48.84M	6.699128G	6.747968G	37.992M	6.705932G	6.743924G	Inf	4

6.525-6.875GHz_802.11be EHT40_Nss1,(MCS0)_4TX **EBW**

6845MHz

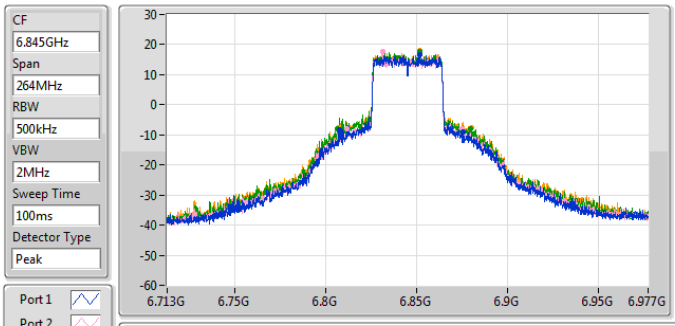

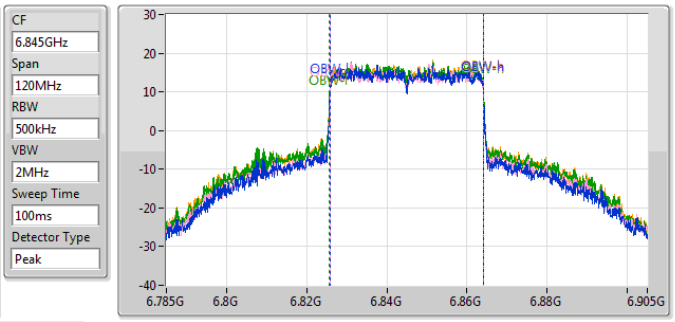

26dB(Hz)	Fl-26dB(Hz)	Fh-26dB(Hz)	OBW(Hz)	Fl-OBW(Hz)	Fh-OBW(Hz)	Limit(Hz)	Port
67.848M	6.80738G	6.875228G	38.113M	6.825893G	6.864006G	Inf	1
63.492M	6.811604G	6.875096G	38.183M	6.825846G	6.864029G	Inf	2
72.996M	6.806588G	6.879584G	38.378M	6.825714G	6.864092G	Inf	3
72.996M	6.806984G	6.87998G	38.405M	6.825684G	6.864089G	Inf	4

5.925-6.425GHz_802.11be EHT80_Nss1,(MCS0)_4TX **EBW**

5985MHz

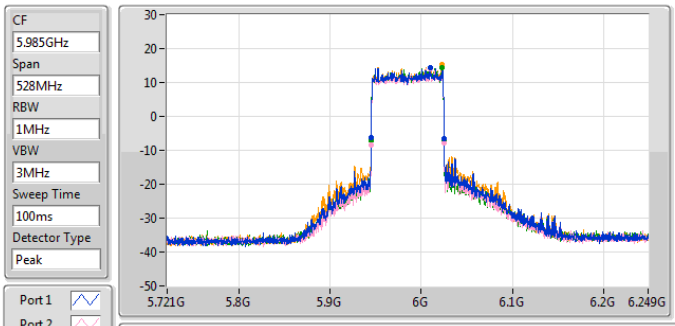

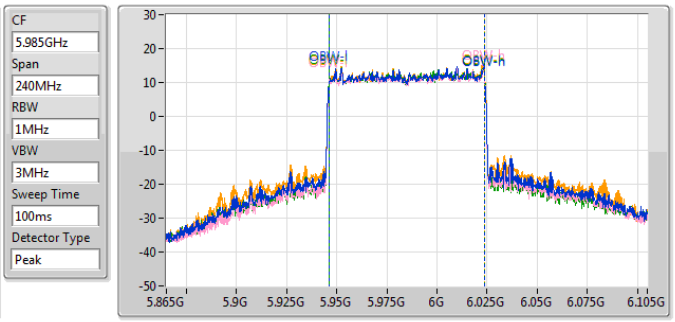

26dB(Hz)	Fl-26dB(Hz)	Fh-26dB(Hz)	OBW(Hz)	Fl-OBW(Hz)	Fh-OBW(Hz)	Limit(Hz)	Port
80.256M	5.944872G	6.025128G	77.612M	5.946217G	6.023829G	Inf	1
80.256M	5.944872G	6.025128G	77.541M	5.946338G	6.023878G	Inf	2
80.256M	5.944872G	6.025128G	77.573M	5.946263G	6.023836G	Inf	3
80.256M	5.944872G	6.025128G	77.641M	5.94626G	6.023902G	Inf	4

5.925-6.425GHz_802.11be EHT80_Nss1,(MCS0)_4TX **EBW**

6145MHz

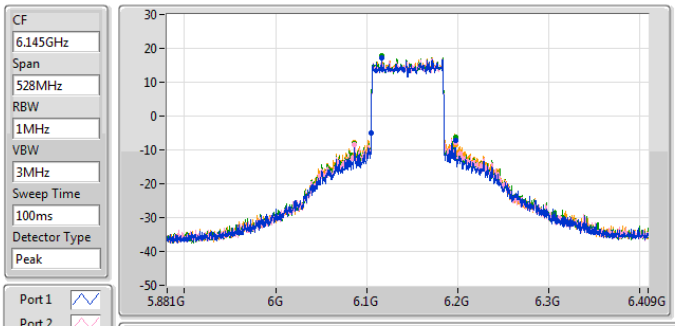

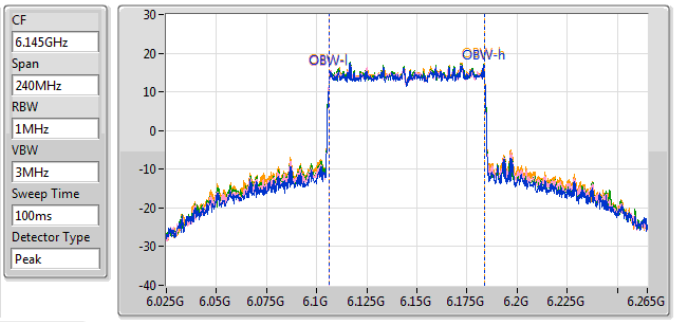

26dB(Hz)	Fl-26dB(Hz)	Fh-26dB(Hz)	OBW(Hz)	Fl-OBW(Hz)	Fh-OBW(Hz)	Limit(Hz)	Port
92.4M	6.104872G	6.197272G	77.63M	6.10623G	6.183859G	Inf	1
111.144M	6.086656G	6.1978G	77.662M	6.106204G	6.183866G	Inf	2
110.352M	6.08692G	6.197272G	77.694M	6.106171G	6.183865G	Inf	3
111.408M	6.086656G	6.198064G	77.688M	6.106209G	6.183898G	Inf	4

5.925-6.425GHz_802.11be EHT80_Nss1,(MCS0)_4TX **EBW**

6385MHz

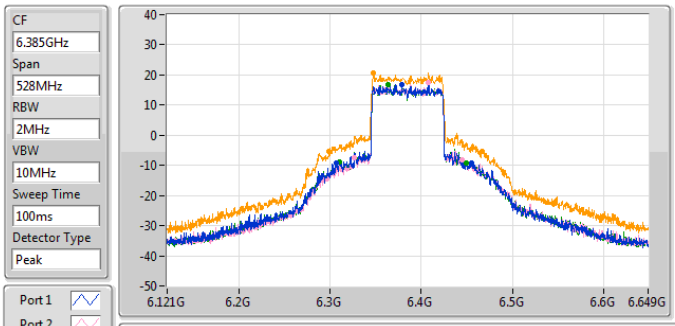

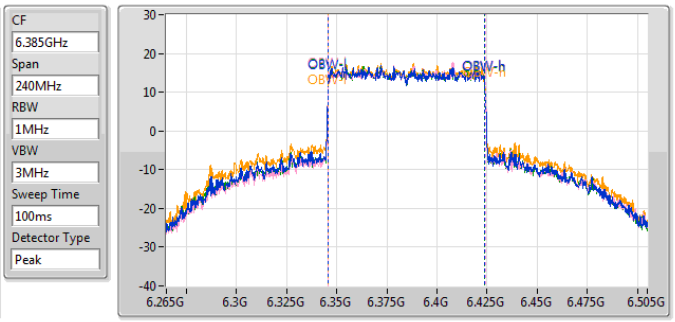

26dB(Hz)	Fl-26dB(Hz)	Fh-26dB(Hz)	OBW(Hz)	Fl-OBW(Hz)	Fh-OBW(Hz)	Limit(Hz)	Port
148.896M	6.306856G	6.455752G	78.217M	6.345796G	6.424014G	Inf	1
118.8M	6.326392G	6.445192G	78.099M	6.345945G	6.424044G	Inf	2
138.6M	6.310288G	6.448888G	78.067M	6.34591G	6.423977G	Inf	3
167.64M	6.298672G	6.466312G	78.693M	6.345526G	6.424219G	Inf	4

6.525-6.875GHz_802.11be EHT80_Nss1,(MCS0)_4TX **EBW**

6625MHz

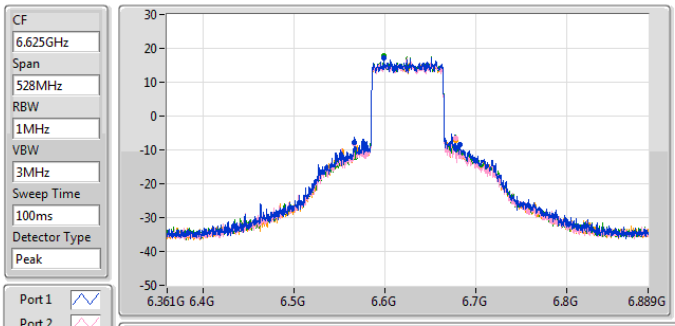

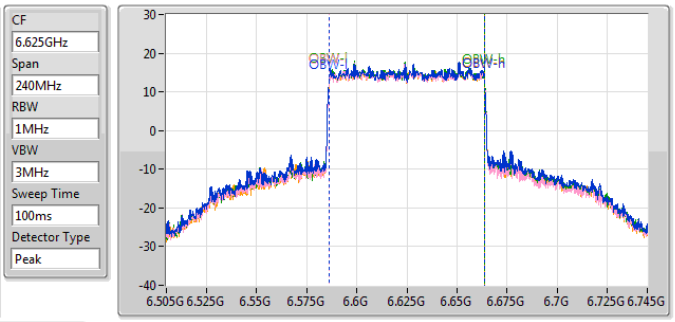

26dB(Hz)	Fl-26dB(Hz)	Fh-26dB(Hz)	OBW(Hz)	Fl-OBW(Hz)	Fh-OBW(Hz)	Limit(Hz)	Port
115.896M	6.566392G	6.682288G	77.747M	6.586074G	6.663821G	Inf	1
110.616M	6.566656G	6.677272G	77.695M	6.586117G	6.663812G	Inf	2
110.88M	6.566656G	6.677536G	77.726M	6.58613G	6.663856G	Inf	3
110.88M	6.566656G	6.677536G	77.685M	6.586138G	6.663822G	Inf	4

6.525-6.875GHz_802.11be EHT80_Nss1,(MCS0)_4TX **EBW**

6705MHz

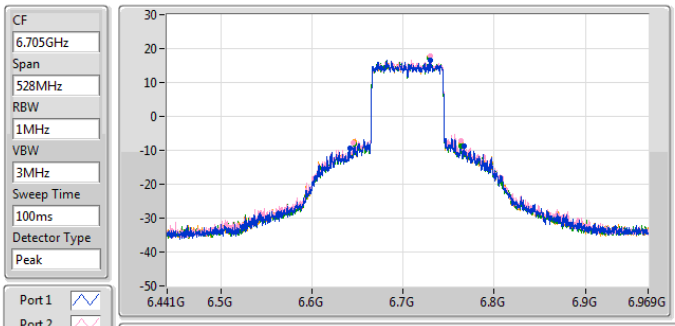

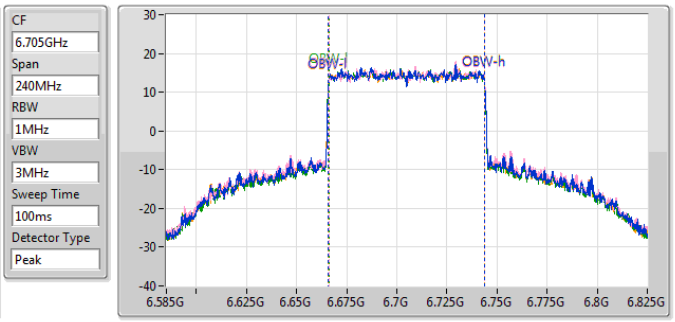

26dB(Hz)	Fl-26dB(Hz)	Fh-26dB(Hz)	OBW(Hz)	Fl-OBW(Hz)	Fh-OBW(Hz)	Limit(Hz)	Port
124.872M	6.64164G	6.766512G	77.961M	6.665939G	6.7439G	Inf	1
118.272M	6.645336G	6.763608G	77.979M	6.665988G	6.743968G	Inf	2
116.952M	6.646656G	6.763608G	77.821M	6.665967G	6.743788G	Inf	3
116.952M	6.646656G	6.763608G	77.917M	6.665956G	6.743872G	Inf	4

6.525-6.875GHz_802.11be EHT80_Nss1,(MCS0)_4TX **EBW**

6785MHz

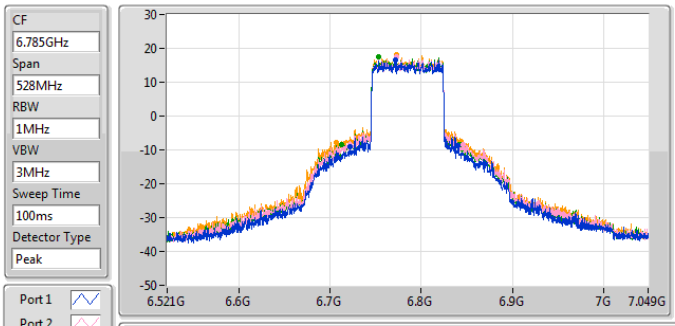

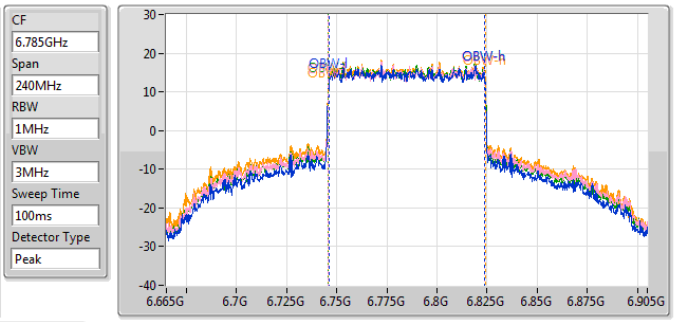

26dB(Hz)	Fl-26dB(Hz)	Fh-26dB(Hz)	OBW(Hz)	Fl-OBW(Hz)	Fh-OBW(Hz)	Limit(Hz)	Port
118.272M	6.721904G	6.840176G	77.966M	6.746023G	6.823989G	Inf	1
124.344M	6.721376G	6.84572G	78.169M	6.745836G	6.824004G	Inf	2
129.096M	6.712928G	6.842024G	78.056M	6.745912G	6.823968G	Inf	3
137.016M	6.706328G	6.843344G	78.403M	6.745663G	6.824066G	Inf	4

5.925-6.425GHz_802.11be EHT160_Nss1,(MCS0)_4TX **EBW**

6025MHz

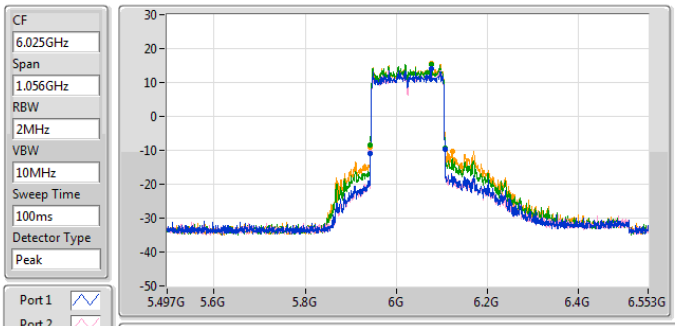

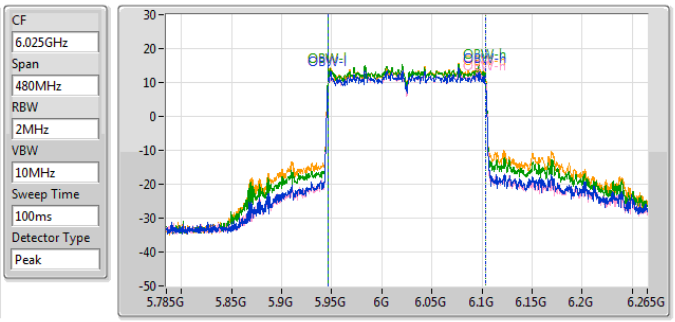

26dB(Hz)	Fl-26dB(Hz)	Fh-26dB(Hz)	OBW(Hz)	Fl-OBW(Hz)	Fh-OBW(Hz)	Limit(Hz)	Port
162.624M	5.943688G	6.106312G	156.813M	5.946714G	6.103528G	Inf	1
162.624M	5.943688G	6.106312G	157.007M	5.94665G	6.103657G	Inf	2
162.624M	5.943688G	6.106312G	156.897M	5.946703G	6.1036G	Inf	3
178.992M	5.943688G	6.12268G	157.165M	5.946645G	6.10381G	Inf	4

5.925-6.425GHz_802.11be EHT160_Nss1,(MCS0)_4TX **EBW**

6185MHz

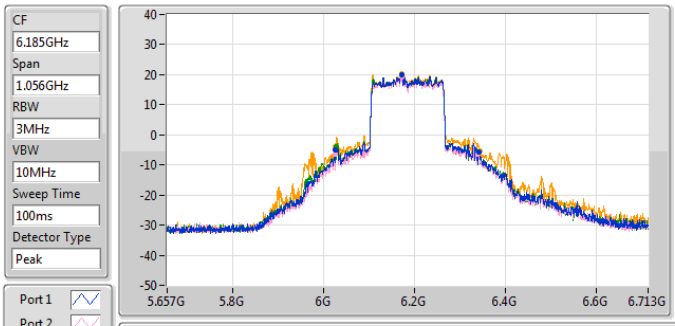

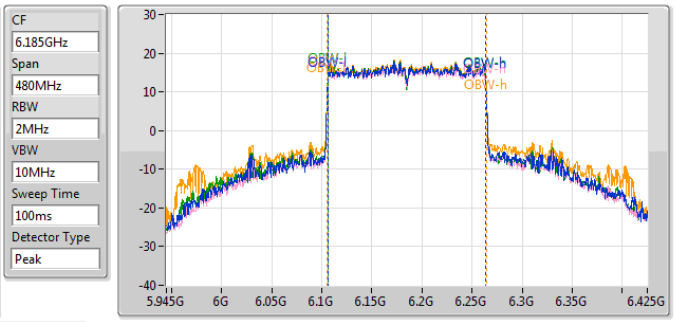

26dB(Hz)	Fl-26dB(Hz)	Fh-26dB(Hz)	OBW(Hz)	Fl-OBW(Hz)	Fh-OBW(Hz)	Limit(Hz)	Port
313.632M	6.027128G	6.34076G	157.865M	6.106133G	6.263998G	Inf	1
313.632M	6.0266G	6.340232G	157.796M	6.106118G	6.263914G	Inf	2
312.576M	6.027656G	6.340232G	157.938M	6.106071G	6.264009G	Inf	3
318.384M	6.0266G	6.344984G	159.441M	6.105677G	6.265118G	Inf	4

5.925-6.425GHz_802.11be EHT160_Nss1,(MCS0)_4TX **EBW**

6345MHz

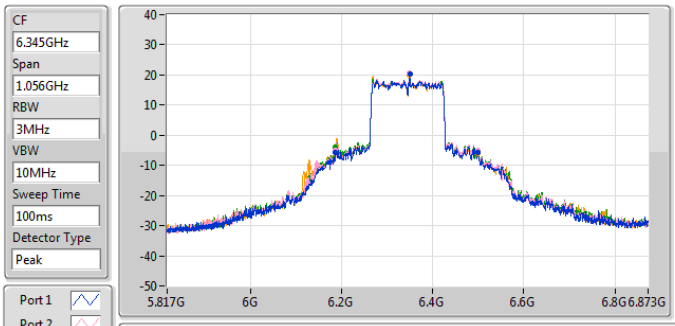

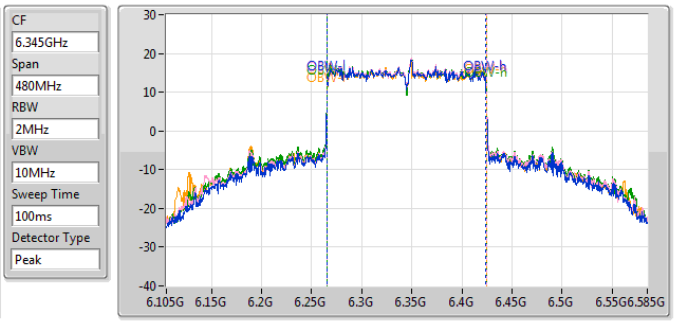

26dB(Hz)	Fl-26dB(Hz)	Fh-26dB(Hz)	OBW(Hz)	Fl-OBW(Hz)	Fh-OBW(Hz)	Limit(Hz)	Port
312.576M	6.1866G	6.499176G	158.128M	6.265833G	6.423962G	Inf	1
313.632M	6.1866G	6.500232G	158.34M	6.265851G	6.424191G	Inf	2
313.104M	6.187128G	6.500232G	158.753M	6.265532G	6.424286G	Inf	3
313.104M	6.1866G	6.499704G	158.858M	6.265387G	6.424245G	Inf	4

6.525-6.875GHz_802.11be EHT160_Nss1,(MCS0)_4TX **EBW**

6665MHz

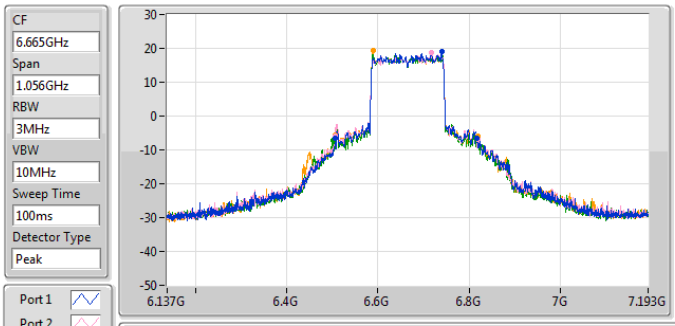

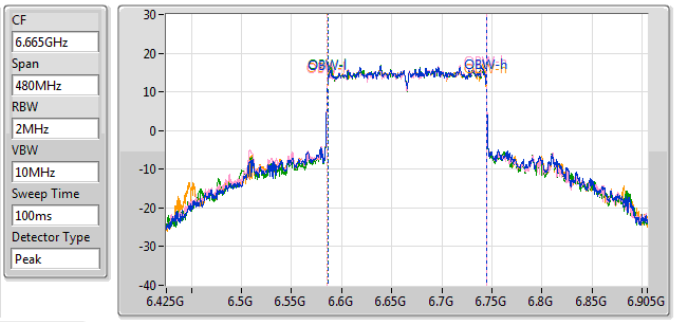

26dB(Hz)	Fl-26dB(Hz)	Fh-26dB(Hz)	OBW(Hz)	Fl-OBW(Hz)	Fh-OBW(Hz)	Limit(Hz)	Port
311.52M	6.5066G	6.81812G	158.324M	6.585893G	6.744217G	Inf	1
314.16M	6.506072G	6.820232G	158.518M	6.585719G	6.744237G	Inf	2
314.16M	6.500792G	6.814952G	158.208M	6.58594G	6.744148G	Inf	3
312.576M	6.507128G	6.819704G	158.4M	6.585811G	6.744211G	Inf	4

5.925-6.425GHz_802.11be EHT320_Nss1,(MCS0)_4TX **EBW**

6105MHz

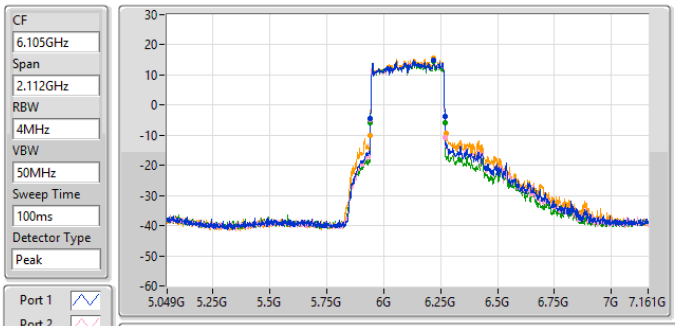

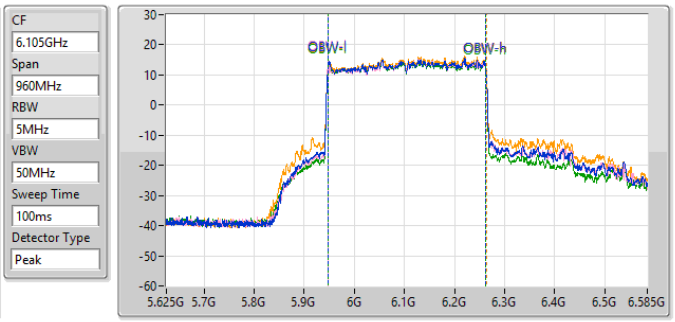

26dB(Hz)	Fl-26dB(Hz)	Fh-26dB(Hz)	OBW(Hz)	Fl-OBW(Hz)	Fh-OBW(Hz)	Limit(Hz)	Port
325.248M	5.942376G	6.267624G	315.087M	5.947953G	6.26304G	Inf	1
326.304M	5.942376G	6.26868G	315.675M	5.947441G	6.263116G	Inf	2
325.248M	5.942376G	6.267624G	315.177M	5.947692G	6.262869G	Inf	3
333.696M	5.94132G	6.275016G	315.37M	5.948011G	6.263381G	Inf	4

5.925-6.425GHz_802.11be EHT320_Nss1,(MCS0)_4TX **EBW**

6265MHz

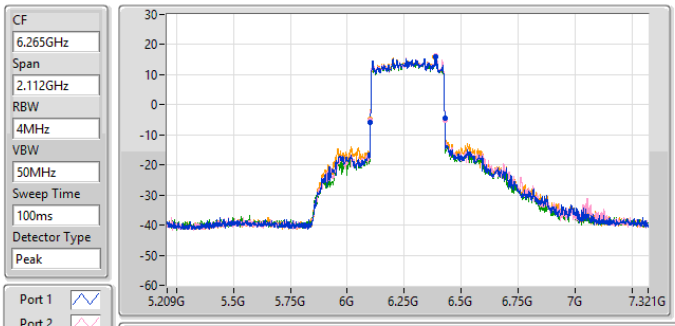

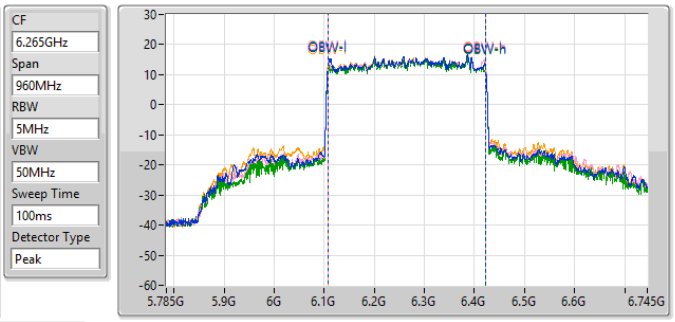

26dB(Hz)	Fl-26dB(Hz)	Fh-26dB(Hz)	OBW(Hz)	Fl-OBW(Hz)	Fh-OBW(Hz)	Limit(Hz)	Port
325.248M	6.102376G	6.427624G	314.324M	6.107784G	6.422108G	Inf	1
325.248M	6.102376G	6.427624G	315.135M	6.107311G	6.422446G	Inf	2
325.248M	6.102376G	6.427624G	314.543M	6.107624G	6.422167G	Inf	3
325.248M	6.102376G	6.427624G	314.424M	6.107746G	6.42217G	Inf	4

Summary

Mode	Total Power (dBm)	Total Power (W)	EIRP (dBm)	EIRP (W)
5.925-6.425GHz	-	-	-	-
802.11a_Nss1,(6Mbps)_4TX	30.26	1.06170	34.27	2.67301
802.11be EHT20_Nss1,(MCS0)_4TX-OFDMA	30.37	1.08893	34.38	2.74157
802.11be EHT40_Nss1,(MCS0)_4TX-OFDMA	30.28	1.06660	34.29	2.68534
802.11be EHT80_Nss1,(MCS0)_4TX-OFDMA	30.37	1.08893	34.38	2.74157
802.11be EHT160_Nss1,(MCS0)_4TX-OFDMA	30.35	1.08393	34.36	2.72898
802.11be EHT320_Nss1,(MCS0)_4TX-OFDMA	27.76	0.59704	31.77	1.50314
6.525-6.875GHz	-	-	-	-
802.11a_Nss1,(6Mbps)_4TX	29.29	0.84918	32.13	1.63305
802.11be EHT20_Nss1,(MCS0)_4TX-OFDMA	29.33	0.85704	32.17	1.64816
802.11be EHT40_Nss1,(MCS0)_4TX-OFDMA	30.50	1.12202	33.34	2.15774
802.11be EHT80_Nss1,(MCS0)_4TX-OFDMA	30.29	1.06905	33.13	2.05589
802.11be EHT160_Nss1,(MCS0)_4TX-OFDMA	30.37	1.08893	33.21	2.09411

Result

Mode	Result	DG (dBi)	Port 1 (dBm)	Port 2 (dBm)	Port 3 (dBm)	Port 4 (dBm)	Total Power (dBm)	Power Limit (dBm)	EIRP (dBm)	EIRP Limit (dBm)
802.11a_Nss1,(6Mbps)_4TX	-	-	-	-	-	-	-	-	-	-
5955MHz	Pass	4.01	23.27	22.93	23.43	23.48	29.30	Inf	33.31	36.00
6175MHz	Pass	4.01	24.01	23.99	24.41	24.45	30.24	Inf	34.25	36.00
6415MHz	Pass	4.01	24.36	23.92	24.16	24.49	30.26	Inf	34.27	36.00
6535MHz	Pass	2.84	23.06	22.98	23.66	23.35	29.29	Inf	32.13	36.00
6715MHz	Pass	2.84	23.03	23.22	23.18	23.09	29.15	Inf	31.99	36.00
6855MHz	Pass	2.84	22.77	22.53	23.29	23.48	29.05	Inf	31.89	36.00
802.11be EHT20_Nss1,(MCS0)_4TX-OFDMA	-	-	-	-	-	-	-	-	-	-
5955MHz	Pass	4.01	23.41	23.17	23.44	23.49	29.40	Inf	33.41	36.00
6175MHz	Pass	4.01	24.15	24.08	24.41	24.46	30.30	Inf	34.31	36.00
6415MHz	Pass	4.01	24.57	24.13	24.21	24.47	30.37	Inf	34.38	36.00
6535MHz	Pass	2.84	23.26	23.01	23.55	23.38	29.33	Inf	32.17	36.00
6715MHz	Pass	2.84	23.31	23.19	23.28	23.11	29.24	Inf	32.08	36.00
6855MHz	Pass	2.84	23.06	23.05	23.58	23.51	29.33	Inf	32.17	36.00
802.11be EHT40_Nss1,(MCS0)_4TX-OFDMA	-	-	-	-	-	-	-	-	-	-
5965MHz	Pass	4.01	21.61	21.1	21.57	22	27.60	Inf	31.61	36.00
6165MHz	Pass	4.01	23.85	23.71	24.3	24.5	30.12	Inf	34.13	36.00
6405MHz	Pass	4.01	24.63	23.95	24.13	24.29	30.28	Inf	34.29	36.00
6565MHz	Pass	2.84	24.17	24.25	24.96	24.48	30.50	Inf	33.34	36.00
6725MHz	Pass	2.84	23.87	24.37	24.19	23.98	30.13	Inf	32.97	36.00
6845MHz	Pass	2.84	23.66	23.53	24.25	24.48	30.02	Inf	32.86	36.00
802.11be EHT80_Nss1,(MCS0)_4TX-OFDMA	-	-	-	-	-	-	-	-	-	-
5985MHz	Pass	4.01	21.43	20.87	21.38	21.56	27.34	Inf	31.35	36.00
6145MHz	Pass	4.01	23.82	23.95	24.25	24.28	30.10	Inf	34.11	36.00
6385MHz	Pass	4.01	24.29	24.32	24.34	24.46	30.37	Inf	34.38	36.00
6625MHz	Pass	2.84	24.47	24.02	24.37	24.22	30.29	Inf	33.13	36.00
6705MHz	Pass	2.84	24.18	24.4	24.18	24.1	30.24	Inf	33.08	36.00
6785MHz	Pass	2.84	23.96	24.26	24.38	24.47	30.29	Inf	33.13	36.00
802.11be EHT160_Nss1,(MCS0)_4TX-OFDMA	-	-	-	-	-	-	-	-	-	-
6025MHz	Pass	4.01	20.69	20.73	22.1	22.17	27.50	Inf	31.51	36.00
6185MHz	Pass	4.01	24.46	24.03	24.37	24.43	30.35	Inf	34.36	36.00
6345MHz	Pass	4.01	24.17	24.22	24.2	24.2	30.22	Inf	34.23	36.00
6665MHz	Pass	2.84	24.37	24.37	24.33	24.32	30.37	Inf	33.21	36.00
802.11be EHT320_Nss1,(MCS0)_4TX-OFDMA	-	-	-	-	-	-	-	-	-	-
6105MHz	Pass	4.01	21.71	21.59	21.25	22.32	27.76	Inf	31.77	36.00
6265MHz	Pass	4.01	21.53	21.76	21.52	21.75	27.66	Inf	31.67	36.00

DG = Directional Gain; Port X = Port X output power

Summary

Mode	Total Power (dBm)	Total Power (W)	EIRP (dBm)	EIRP (W)
5.925-6.425GHz	-	-	-	-
802.11be EHT20-BF_Nss1,(MCS0)_4TX-OFDMA	30.12	1.02802	34.32	2.70396
802.11be EHT40-BF_Nss1,(MCS0)_4TX-OFDMA	30.06	1.01391	34.26	2.66686
802.11be EHT80-BF_Nss1,(MCS0)_4TX-OFDMA	30.16	1.03753	34.36	2.72898
802.11be EHT160-BF_Nss1,(MCS0)_4TX-OFDMA	30.09	1.02094	34.29	2.68534
802.11be EHT320-BF_Nss1,(MCS0)_4TX-OFDMA	27.70	0.58884	31.90	1.54882
6.525-6.875GHz	-	-	-	-
802.11be EHT20-BF_Nss1,(MCS0)_4TX-OFDMA	29.27	0.84528	34.58	2.87078
802.11be EHT40-BF_Nss1,(MCS0)_4TX-OFDMA	30.21	1.04954	35.52	3.56451
802.11be EHT80-BF_Nss1,(MCS0)_4TX-OFDMA	30.01	1.00231	35.32	3.40408
802.11be EHT160-BF_Nss1,(MCS0)_4TX-OFDMA	29.99	0.99770	35.30	3.38844

Result

Mode	Result	DG (dBi)	Port 1 (dBm)	Port 2 (dBm)	Port 3 (dBm)	Port 4 (dBm)	Total Power (dBm)	Power Limit (dBm)	EIRP (dBm)	EIRP Limit (dBm)
802.11be EHT20-BF_Nss1,(MCS0)_4TX-OFDMA	-	-	-	-	-	-	-	-	-	-
5955MHz	Pass	4.20	23.29	23.04	23.07	23.79	29.33	Inf	33.53	36.00
6175MHz	Pass	4.20	24.16	23.51	24.35	24.32	30.12	Inf	34.32	36.00
6415MHz	Pass	4.20	24.06	23.912	23.98	24.25	30.07	Inf	34.27	36.00
6535MHz	Pass	5.31	23.48	23.06	23.22	23.21	29.27	Inf	34.58	36.00
6715MHz	Pass	5.31	22.82	23.21	23.09	22.75	28.99	Inf	34.30	36.00
6855MHz	Pass	5.31	23.35	22.98	23.13	23.31	29.22	Inf	34.53	36.00
802.11be EHT40-BF_Nss1,(MCS0)_4TX-OFDMA	-	-	-	-	-	-	-	-	-	-
5965MHz	Pass	4.20	21.31	21.02	21.56	21.79	27.45	Inf	31.65	36.00
6165MHz	Pass	4.20	24.17	23.21	24.07	24.18	29.95	Inf	34.15	36.00
6405MHz	Pass	4.20	24.02	23.68	24.25	24.18	30.06	Inf	34.26	36.00
6565MHz	Pass	5.31	24.15	24.01	24.22	24.36	30.21	Inf	35.52	36.00
6725MHz	Pass	5.31	23.86	24.32	24.05	23.41	29.94	Inf	35.25	36.00
6845MHz	Pass	5.31	23.81	23.29	23.86	23.82	29.72	Inf	35.03	36.00
802.11be EHT80-BF_Nss1,(MCS0)_4TX-OFDMA	-	-	-	-	-	-	-	-	-	-
5985MHz	Pass	4.20	21.04	20.75	21.34	21.46	27.18	Inf	31.38	36.00
6145MHz	Pass	4.20	23.98	23.55	24.13	24.11	29.97	Inf	34.17	36.00
6385MHz	Pass	4.20	24.15	24.05	24.02	24.34	30.16	Inf	34.36	36.00
6625MHz	Pass	5.31	23.98	24.14	24.18	23.58	30.00	Inf	35.31	36.00
6705MHz	Pass	5.31	23.68	24.28	23.84	23.63	29.89	Inf	35.20	36.00
6785MHz	Pass	5.31	23.26	24.06	24.28	24.29	30.01	Inf	35.32	36.00
802.11be EHT160-BF_Nss1,(MCS0)_4TX-OFDMA	-	-	-	-	-	-	-	-	-	-
6025MHz	Pass	4.20	20.63	20.86	21.69	22.02	27.36	Inf	31.56	36.00
6185MHz	Pass	4.20	24.22	23.52	24.19	24.3	30.09	Inf	34.29	36.00
6345MHz	Pass	4.20	23.98	23.82	23.84	23.87	29.90	Inf	34.10	36.00
6665MHz	Pass	5.31	23.68	24.35	24.02	23.81	29.99	Inf	35.30	36.00
802.11be EHT320-BF_Nss1,(MCS0)_4TX-OFDMA	-	-	-	-	-	-	-	-	-	-
6105MHz	Pass	4.20	21.46	21.67	21.17	22.32	27.70	Inf	31.90	36.00
6265MHz	Pass	4.20	21.54	21.58	21.39	21.64	27.56	Inf	31.76	36.00

DG = Directional Gain; Port X = Port X output power
DG Gain is measured. Please refer to antenna test report.

Summary

Mode	PD (dBm/RBW)	EIRP PD (dBm/RBW)
5.925-6.425GHz	-	-
802.11a_Nss1,(6Mbps)_4TX	17.37	21.57
802.11be EHT20_Nss1,(MCS0)_4TX-OFDMA	16.79	20.99
802.11be EHT40_Nss1,(MCS0)_4TX-OFDMA	13.71	17.91
802.11be EHT80_Nss1,(MCS0)_4TX-OFDMA	10.60	14.80
802.11be EHT160_Nss1,(MCS0)_4TX-OFDMA	8.03	12.23
802.11be EHT320_Nss1,(MCS0)_4TX-OFDMA	2.72	6.92
6.525-6.875GHz	-	-
802.11a_Nss1,(6Mbps)_4TX	16.58	21.89
802.11be EHT20_Nss1,(MCS0)_4TX-OFDMA	15.97	21.28
802.11be EHT40_Nss1,(MCS0)_4TX-OFDMA	14.00	19.31
802.11be EHT80_Nss1,(MCS0)_4TX-OFDMA	10.77	16.08
802.11be EHT160_Nss1,(MCS0)_4TX-OFDMA	7.72	13.03

RBW =1MHz

Result

Mode	Result	DG (dBi)	Port 1 (dBm/RBW)	Port 2 (dBm/RBW)	Port 3 (dBm/RBW)	Port 4 (dBm/RBW)	PD (dBm/RBW)	PD Limit (dBm/RBW)	EIRP PD (dBm/RBW)	EIRP PD Limit (dBm/RBW)
802.11a_Nss1,(6Mbps)_4TX										
5955MHz	Pass	4.20	10.79	10.43	10.96	11.19	16.48	Inf	20.68	23.00
6175MHz	Pass	4.20	11.41	11.39	11.82	11.89	17.35	Inf	21.55	23.00
6415MHz	Pass	4.20	11.80	11.39	11.66	12.04	17.37	Inf	21.57	23.00
6535MHz	Pass	5.31	10.94	10.48	10.67	10.98	16.58	Inf	21.89	23.00
6715MHz	Pass	5.31	10.79	10.73	10.88	10.57	16.54	Inf	21.85	23.00
6855MHz	Pass	5.31	10.71	10.19	10.92	10.96	16.32	Inf	21.63	23.00
802.11be EHT20_Nss1,(MCS0)_4TX-OFDMA										
5955MHz	Pass	4.20	10.32	9.82	10.18	10.53	15.92	Inf	20.12	23.00
6175MHz	Pass	4.20	10.93	10.62	11.26	11.16	16.72	Inf	20.92	23.00
6415MHz	Pass	4.20	11.22	11.03	10.81	11.25	16.79	Inf	20.99	23.00
6535MHz	Pass	5.31	10.29	9.94	10.16	10.11	15.90	Inf	21.21	23.00
6715MHz	Pass	5.31	10.11	9.92	9.97	9.85	15.72	Inf	21.03	23.00
6855MHz	Pass	5.31	10.10	9.72	10.55	10.51	15.97	Inf	21.28	23.00
802.11be EHT40_Nss1,(MCS0)_4TX-OFDMA										
5965MHz	Pass	4.20	5.39	4.97	5.50	5.79	11.17	Inf	15.37	23.00
6165MHz	Pass	4.20	7.48	7.28	8.13	8.28	13.58	Inf	17.78	23.00
6405MHz	Pass	4.20	8.20	7.94	7.74	7.91	13.71	Inf	17.91	23.00
6565MHz	Pass	5.31	8.00	8.02	8.76	8.24	13.88	Inf	19.19	23.00
6725MHz	Pass	5.31	7.85	8.25	7.91	7.69	13.54	Inf	18.85	23.00
6845MHz	Pass	5.31	8.22	7.98	8.61	9.07	14.00	Inf	19.31	23.00
802.11be EHT80_Nss1,(MCS0)_4TX-OFDMA										
5985MHz	Pass	4.20	2.40	1.67	2.19	2.37	7.91	Inf	12.11	23.00
6145MHz	Pass	4.20	4.54	4.32	4.87	5.03	10.52	Inf	14.72	23.00
6385MHz	Pass	4.20	4.82	4.89	4.84	5.39	10.60	Inf	14.80	23.00
6625MHz	Pass	5.31	5.02	5.05	4.95	4.66	10.69	Inf	16.00	23.00
6705MHz	Pass	5.31	4.90	5.22	4.83	4.72	10.50	Inf	15.81	23.00
6785MHz	Pass	5.31	4.55	4.86	5.24	5.44	10.77	Inf	16.08	23.00
802.11be EHT160_Nss1,(MCS0)_4TX-OFDMA										
6025MHz	Pass	4.20	-1.64	-1.62	0.02	-0.15	5.05	Inf	9.25	23.00
6185MHz	Pass	4.20	2.64	1.49	2.23	2.79	8.03	Inf	12.23	23.00
6345MHz	Pass	4.20	2.09	1.83	1.94	1.93	7.71	Inf	11.91	23.00
6665MHz	Pass	5.31	2.21	2.13	2.14	1.84	7.72	Inf	13.03	23.00
802.11be EHT320_Nss1,(MCS0)_4TX-OFDMA										
6105MHz	Pass	4.20	-3.29	-3.09	-4.01	-2.66	2.70	Inf	6.90	23.00
6265MHz	Pass	4.20	-3.37	-3.01	-3.24	-2.94	2.72	Inf	6.92	23.00

DG = Directional Gain; RBW =1MHz;
PD = trace bin-by-bin of each transmits port summing can be performed maximum power density; Port X = Port X Power Density;
DG Gain is measured. Please refer to antenna test report.

5.925-6.425GHz_802.11a_Nss1,(6Mbps)_4TX **PSD**

5955MHz

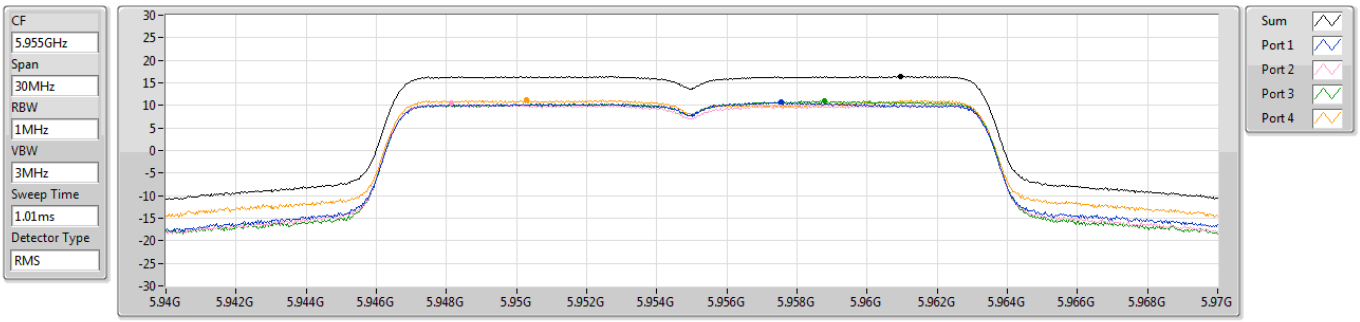

Sum	PD	Port 1	Port 2	Port 3	Port 4
(dBm/RBW)	(dBm/RBW)	(dBm/RBW)	(dBm/RBW)	(dBm/RBW)	(dBm/RBW)
16.48	16.48	10.79	10.43	10.96	11.19

5.925-6.425GHz_802.11a_Nss1,(6Mbps)_4TX **PSD**

6175MHz

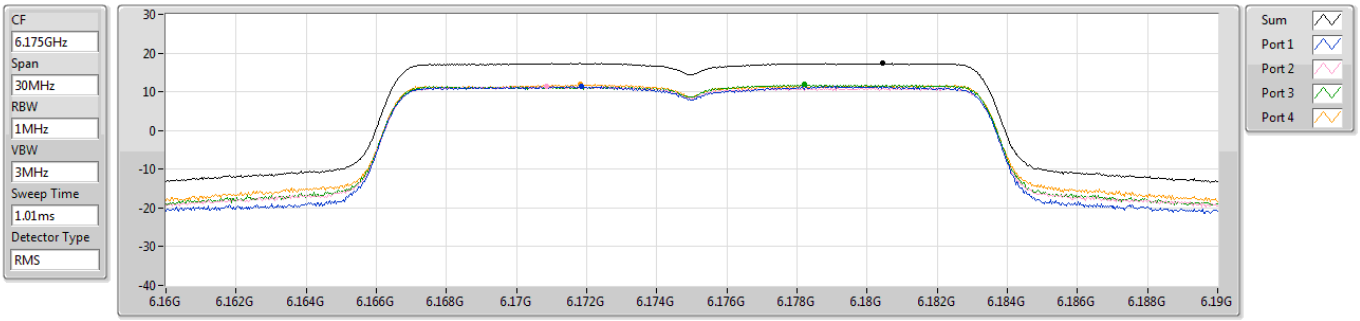

Sum	PD	Port 1	Port 2	Port 3	Port 4
(dBm/RBW)	(dBm/RBW)	(dBm/RBW)	(dBm/RBW)	(dBm/RBW)	(dBm/RBW)
17.35	17.35	11.41	11.39	11.82	11.89

5.925-6.425GHz_802.11a_Nss1,(6Mbps)_4TX **PSD**

6415MHz

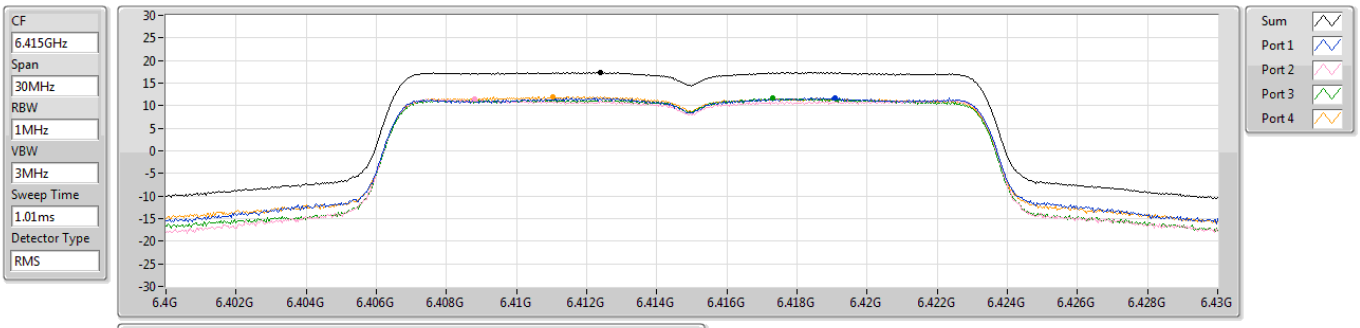

Sum	PD	Port 1	Port 2	Port 3	Port 4
(dBm/RBW)	(dBm/RBW)	(dBm/RBW)	(dBm/RBW)	(dBm/RBW)	(dBm/RBW)
17.37	17.37	11.80	11.39	11.66	12.04

6.525-6.875GHz_802.11a_Nss1,(6Mbps)_4TX **PSD**

6535MHz

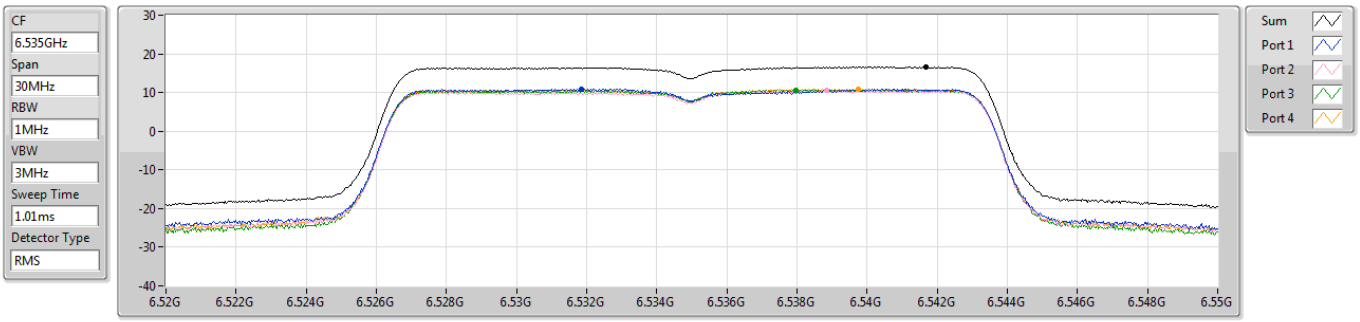

Sum	PD	Port 1	Port 2	Port 3	Port 4
(dBm/RBW)	(dBm/RBW)	(dBm/RBW)	(dBm/RBW)	(dBm/RBW)	(dBm/RBW)
16.58	16.58	10.94	10.48	10.67	10.98

6.525-6.875GHz_802.11a_Nss1,(6Mbps)_4TX **PSD**

6715MHz

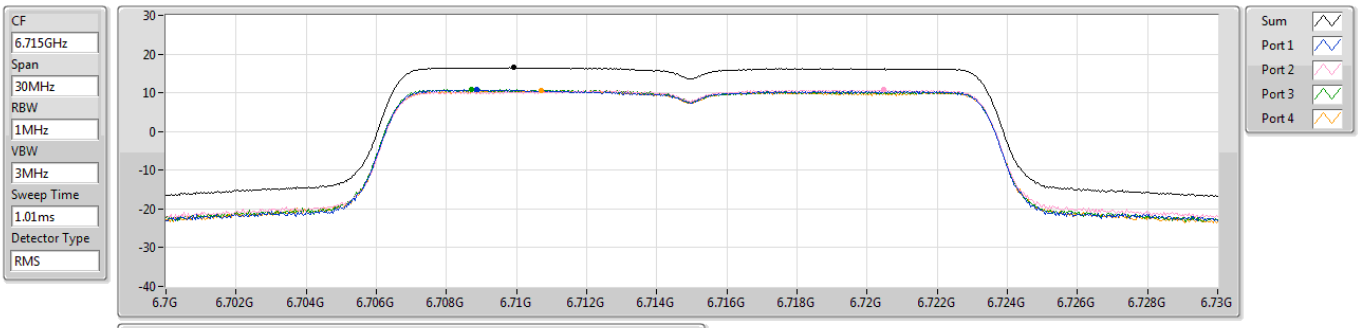

Sum	PD	Port 1	Port 2	Port 3	Port 4
(dBm/RBW)	(dBm/RBW)	(dBm/RBW)	(dBm/RBW)	(dBm/RBW)	(dBm/RBW)
16.54	16.54	10.79	10.73	10.88	10.57

6.525-6.875GHz_802.11a_Nss1,(6Mbps)_4TX **PSD**

6855MHz

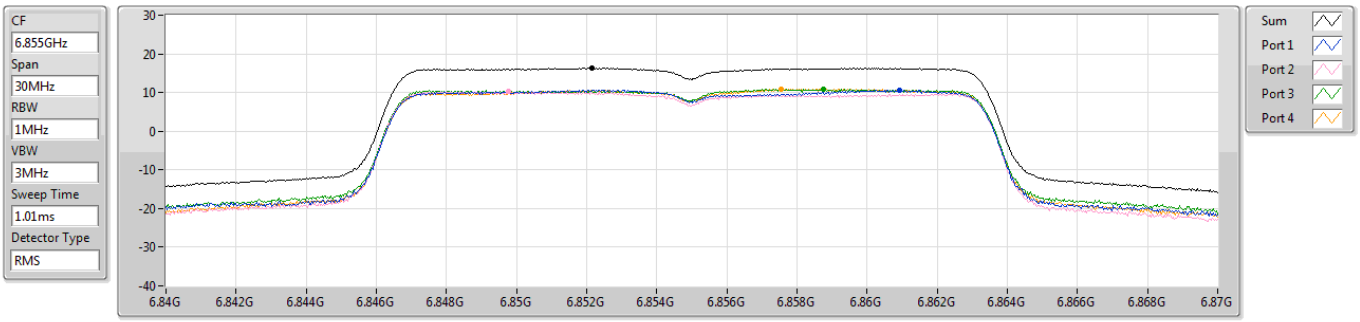

Sum	PD	Port 1	Port 2	Port 3	Port 4
(dBm/RBW)	(dBm/RBW)	(dBm/RBW)	(dBm/RBW)	(dBm/RBW)	(dBm/RBW)
16.32	16.32	10.71	10.19	10.92	10.96

5.925-6.425GHz_802.11be EHT20_Nss1,(MCS0)_4TX **PSD**

5955MHz

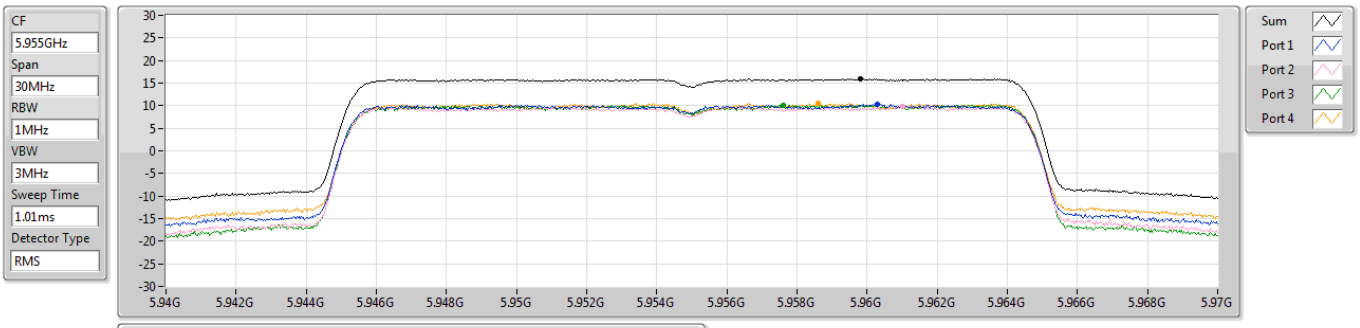

Sum	PD	Port 1	Port 2	Port 3	Port 4
(dBm/RBW)	(dBm/RBW)	(dBm/RBW)	(dBm/RBW)	(dBm/RBW)	(dBm/RBW)
15.92	15.92	10.32	9.82	10.18	10.53

5.925-6.425GHz_802.11be EHT20_Nss1,(MCS0)_4TX **PSD**

6175MHz

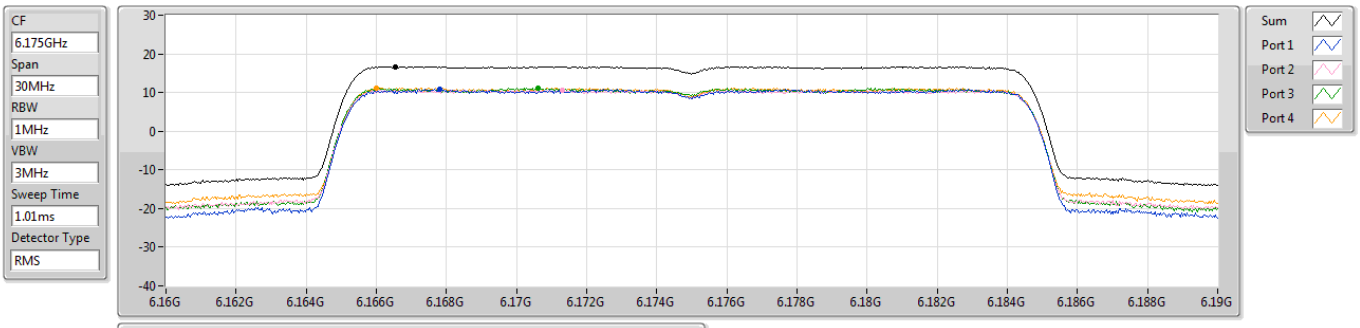

Sum	PD	Port 1	Port 2	Port 3	Port 4
(dBm/RBW)	(dBm/RBW)	(dBm/RBW)	(dBm/RBW)	(dBm/RBW)	(dBm/RBW)
16.72	16.72	10.93	10.62	11.26	11.16

5.925-6.425GHz_802.11be EHT20_Nss1,(MCS0)_4TX **PSD**

6415MHz

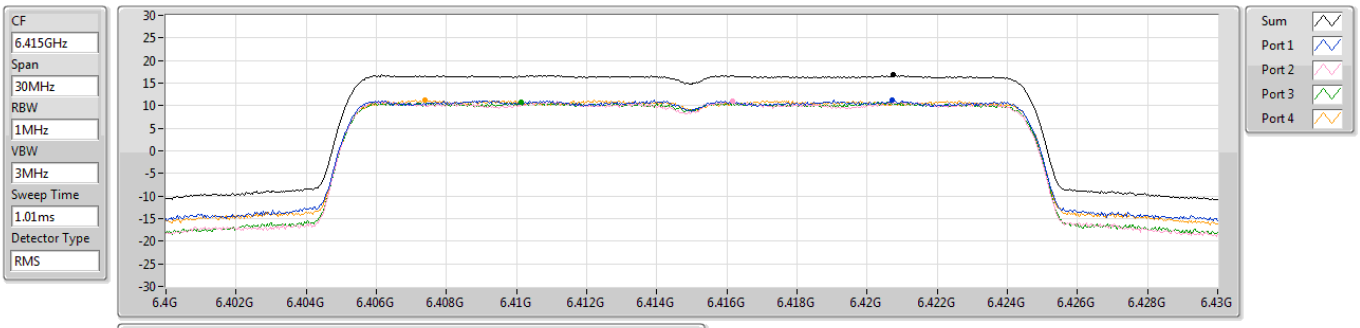

Sum	PD	Port 1	Port 2	Port 3	Port 4
(dBm/RBW)	(dBm/RBW)	(dBm/RBW)	(dBm/RBW)	(dBm/RBW)	(dBm/RBW)
16.79	16.79	11.22	11.03	10.81	11.25

6.525-6.875GHz_802.11be EHT20_Nss1,(MCS0)_4TX **PSD**

6535MHz

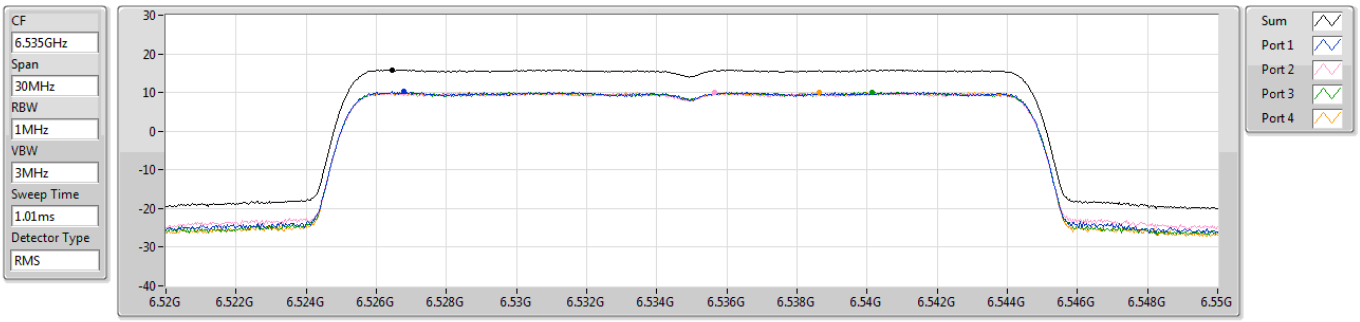

Sum	PD	Port 1	Port 2	Port 3	Port 4
(dBm/RBW)	(dBm/RBW)	(dBm/RBW)	(dBm/RBW)	(dBm/RBW)	(dBm/RBW)
15.90	15.90	10.29	9.94	10.16	10.11

6.525-6.875GHz_802.11be EHT20_Nss1,(MCS0)_4TX **PSD**

6715MHz

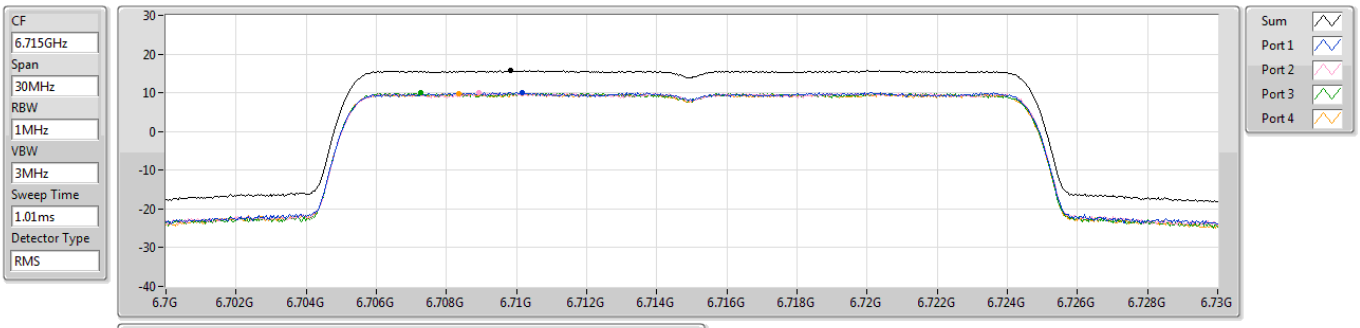

Sum	PD	Port 1	Port 2	Port 3	Port 4
(dBm/RBW)	(dBm/RBW)	(dBm/RBW)	(dBm/RBW)	(dBm/RBW)	(dBm/RBW)
15.72	15.72	10.11	9.92	9.97	9.85

6.525-6.875GHz_802.11be EHT20_Nss1,(MCS0)_4TX **PSD**

6855MHz

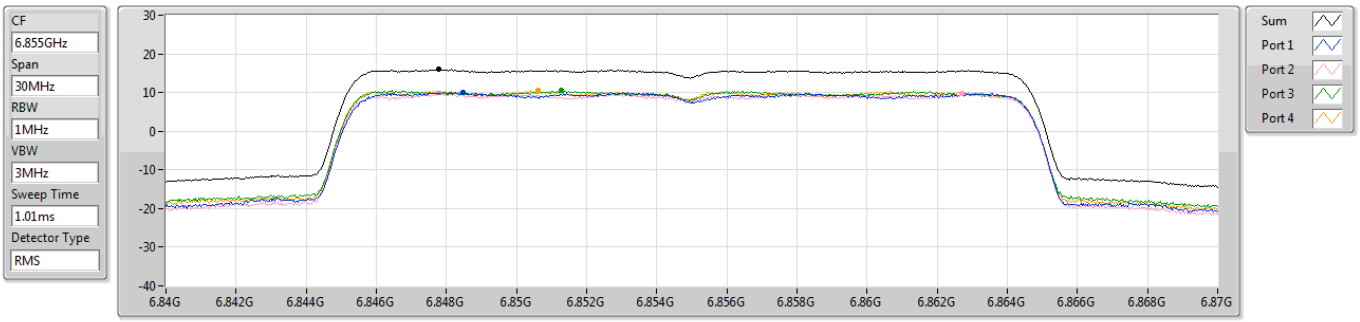

Sum	PD	Port 1	Port 2	Port 3	Port 4
(dBm/RBW)	(dBm/RBW)	(dBm/RBW)	(dBm/RBW)	(dBm/RBW)	(dBm/RBW)
15.97	15.97	10.10	9.72	10.55	10.51

5.925-6.425GHz_802.11be EHT40_Nss1,(MCS0)_4TX **PSD**

5965MHz

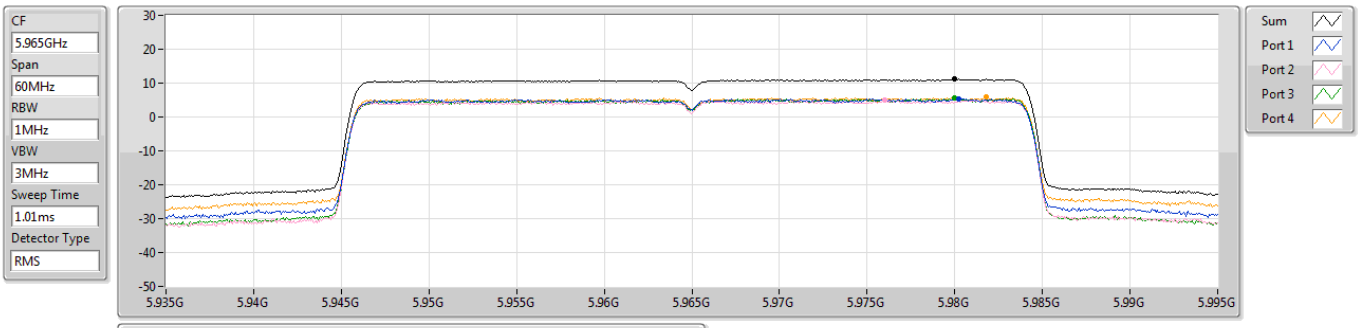

Sum	PD	Port 1	Port 2	Port 3	Port 4
(dBm/RBW)	(dBm/RBW)	(dBm/RBW)	(dBm/RBW)	(dBm/RBW)	(dBm/RBW)
11.17	11.17	5.39	4.97	5.50	5.79

5.925-6.425GHz_802.11be EHT40_Nss1,(MCS0)_4TX **PSD**

6165MHz

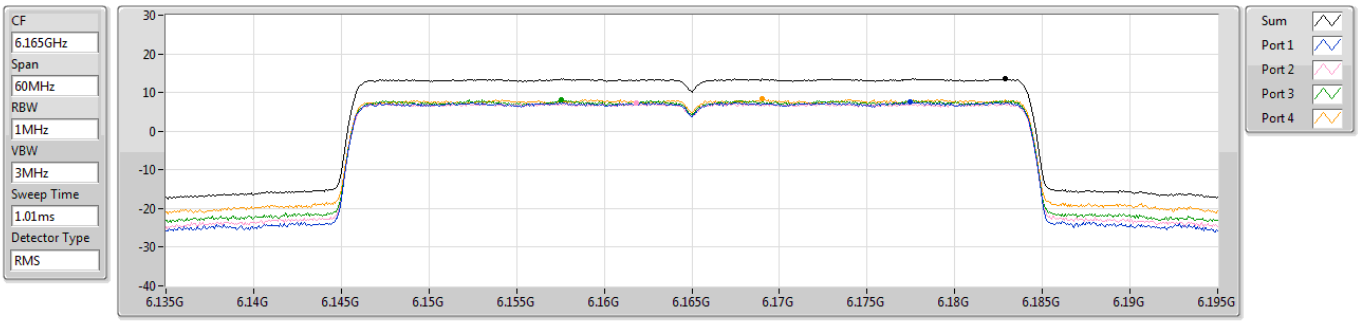

Sum	PD	Port 1	Port 2	Port 3	Port 4
(dBm/RBW)	(dBm/RBW)	(dBm/RBW)	(dBm/RBW)	(dBm/RBW)	(dBm/RBW)
13.58	13.58	7.48	7.28	8.13	8.28

5.925-6.425GHz_802.11be EHT40_Nss1,(MCS0)_4TX **PSD**

6405MHz

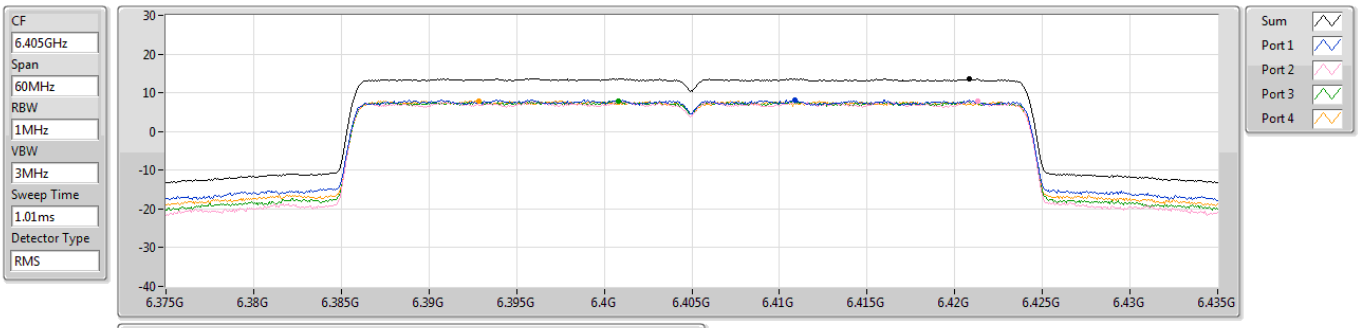

Sum	PD	Port 1	Port 2	Port 3	Port 4
(dBm/RBW)	(dBm/RBW)	(dBm/RBW)	(dBm/RBW)	(dBm/RBW)	(dBm/RBW)
13.71	13.71	8.20	7.94	7.74	7.91

6.525-6.875GHz_802.11be EHT40_Nss1,(MCS0)_4TX **PSD**

6565MHz

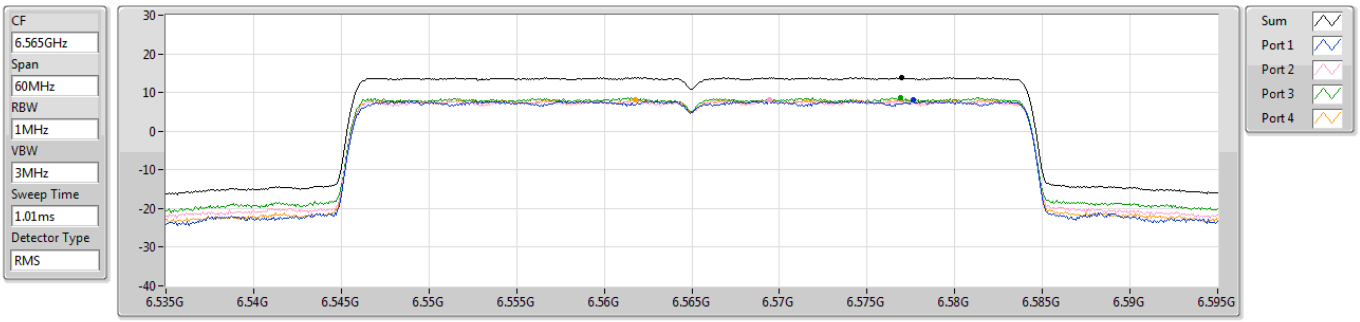

Sum	PD	Port 1	Port 2	Port 3	Port 4
(dBm/RBW)	(dBm/RBW)	(dBm/RBW)	(dBm/RBW)	(dBm/RBW)	(dBm/RBW)
13.88	13.88	8.00	8.02	8.76	8.24

6.525-6.875GHz_802.11be EHT40_Nss1,(MCS0)_4TX **PSD**

6725MHz

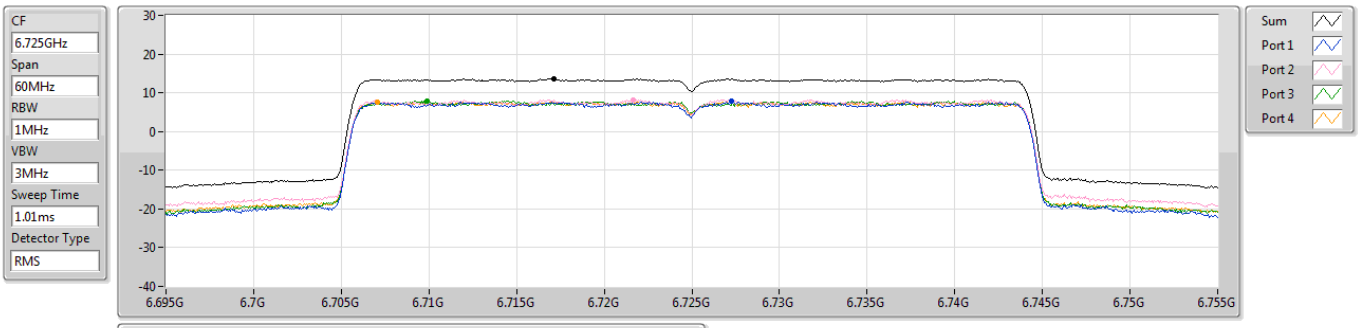

Sum	PD	Port 1	Port 2	Port 3	Port 4
(dBm/RBW)	(dBm/RBW)	(dBm/RBW)	(dBm/RBW)	(dBm/RBW)	(dBm/RBW)
13.54	13.54	7.85	8.25	7.91	7.69

6.525-6.875GHz_802.11be EHT40_Nss1,(MCS0)_4TX **PSD**

6845MHz

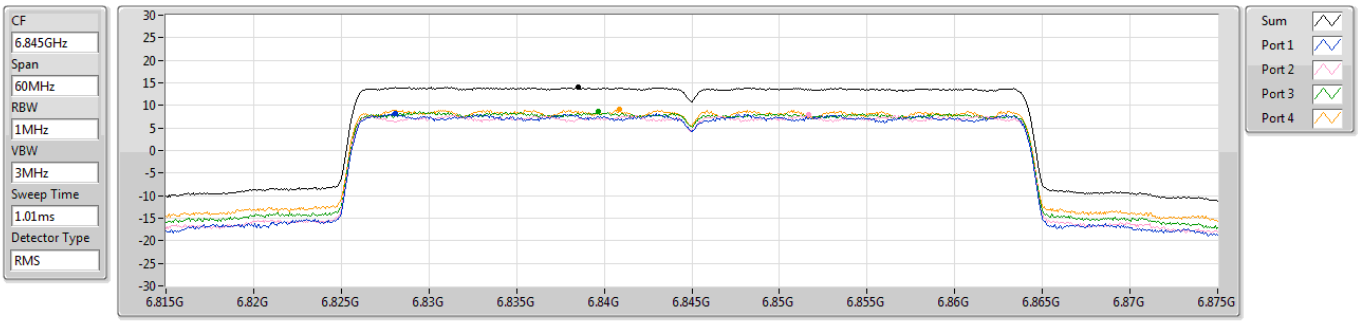

Sum	PD	Port 1	Port 2	Port 3	Port 4
(dBm/RBW)	(dBm/RBW)	(dBm/RBW)	(dBm/RBW)	(dBm/RBW)	(dBm/RBW)
14.00	14.00	8.22	7.98	8.61	9.07

5.925-6.425GHz_802.11be EHT80_Nss1,(MCS0)_4TX **PSD**

5985MHz

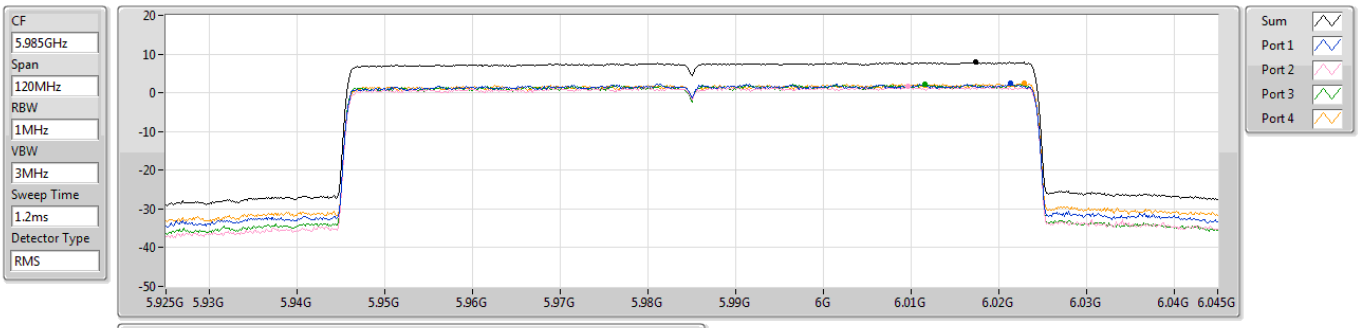

Sum	PD	Port 1	Port 2	Port 3	Port 4
(dBm/RBW)	(dBm/RBW)	(dBm/RBW)	(dBm/RBW)	(dBm/RBW)	(dBm/RBW)
7.91	7.91	2.40	1.67	2.19	2.37

5.925-6.425GHz_802.11be EHT80_Nss1,(MCS0)_4TX **PSD**

6145MHz

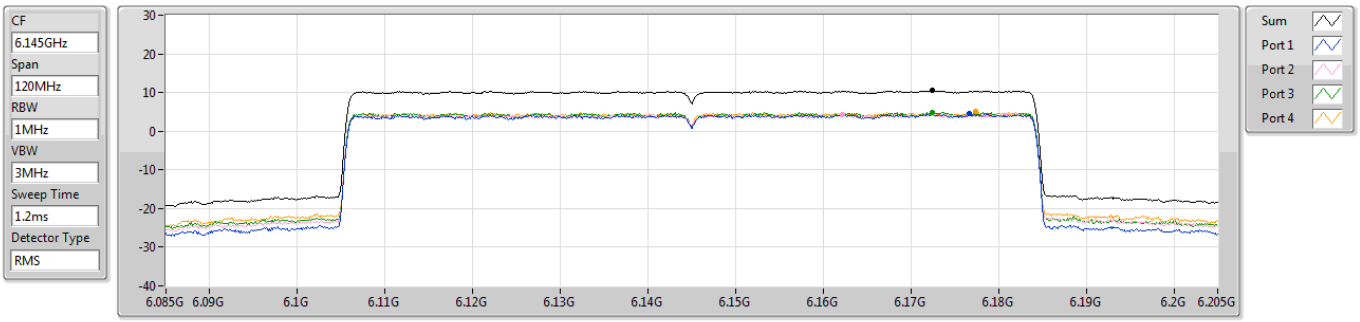

Sum	PD	Port 1	Port 2	Port 3	Port 4
(dBm/RBW)	(dBm/RBW)	(dBm/RBW)	(dBm/RBW)	(dBm/RBW)	(dBm/RBW)
10.52	10.52	4.54	4.32	4.87	5.03

5.925-6.425GHz_802.11be EHT80_Nss1,(MCS0)_4TX **PSD**

6385MHz

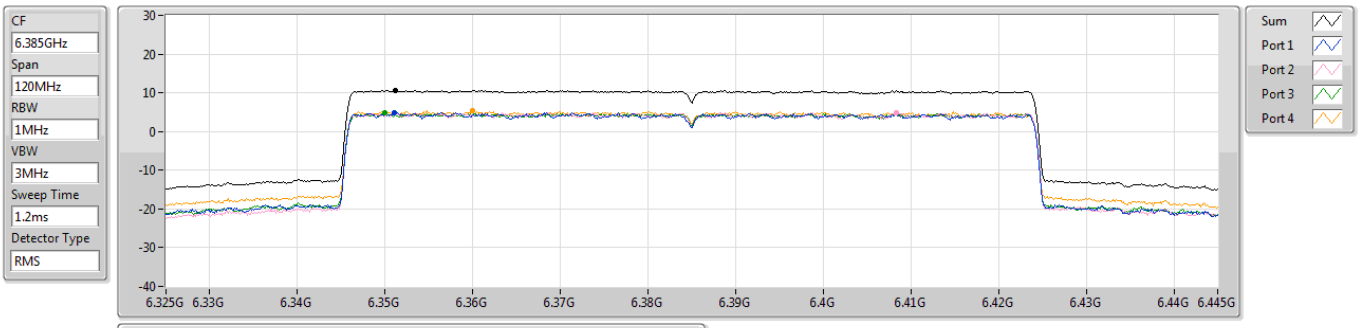

Sum	PD	Port 1	Port 2	Port 3	Port 4
(dBm/RBW)	(dBm/RBW)	(dBm/RBW)	(dBm/RBW)	(dBm/RBW)	(dBm/RBW)
10.60	10.60	4.82	4.89	4.84	5.39

6.525-6.875GHz_802.11be EHT80_Nss1,(MCS0)_4TX **PSD**

6625MHz

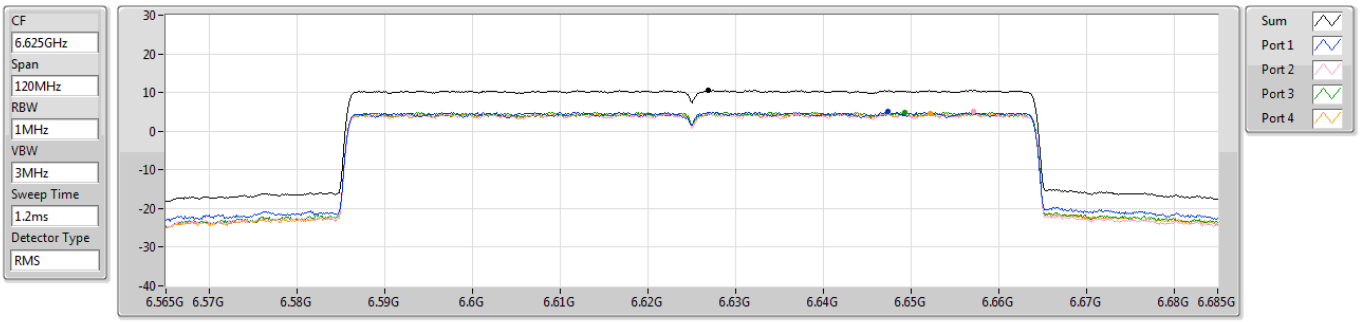

Sum	PD	Port 1	Port 2	Port 3	Port 4
(dBm/RBW)	(dBm/RBW)	(dBm/RBW)	(dBm/RBW)	(dBm/RBW)	(dBm/RBW)
10.69	10.69	5.02	5.05	4.95	4.66

6.525-6.875GHz_802.11be EHT80_Nss1,(MCS0)_4TX **PSD**

6705MHz

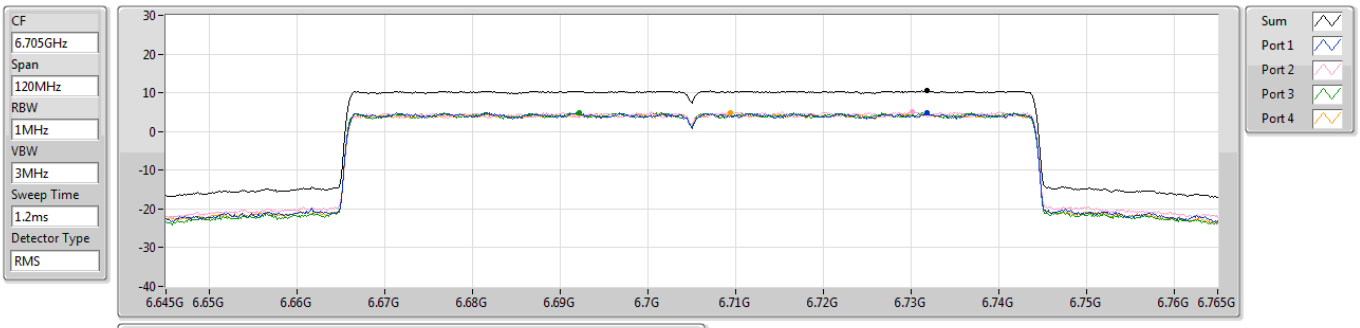

Sum	PD	Port 1	Port 2	Port 3	Port 4
(dBm/RBW)	(dBm/RBW)	(dBm/RBW)	(dBm/RBW)	(dBm/RBW)	(dBm/RBW)
10.50	10.50	4.90	5.22	4.83	4.72

6.525-6.875GHz_802.11be EHT80_Nss1,(MCS0)_4TX **PSD**

6785MHz

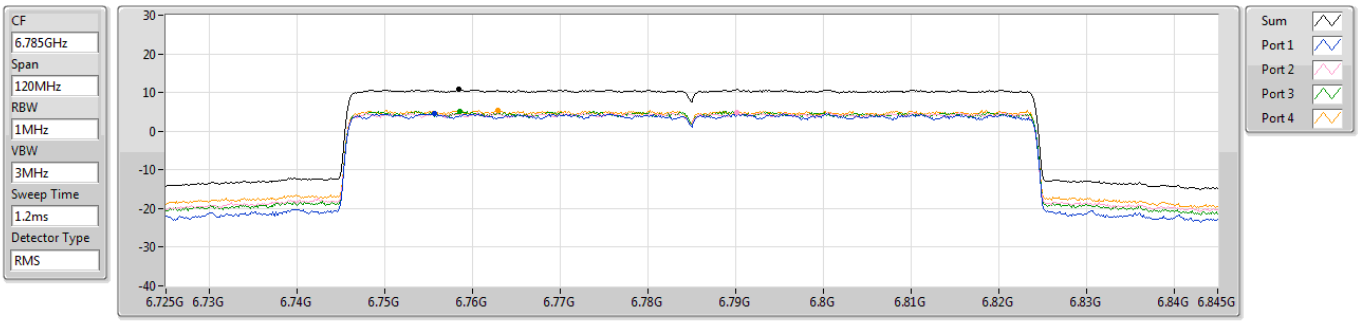

Sum	PD	Port 1	Port 2	Port 3	Port 4
(dBm/RBW)	(dBm/RBW)	(dBm/RBW)	(dBm/RBW)	(dBm/RBW)	(dBm/RBW)
10.77	10.77	4.55	4.86	5.24	5.44

5.925-6.425GHz_802.11be EHT160_Nss1,(MCS0)_4TX **PSD**

6025MHz

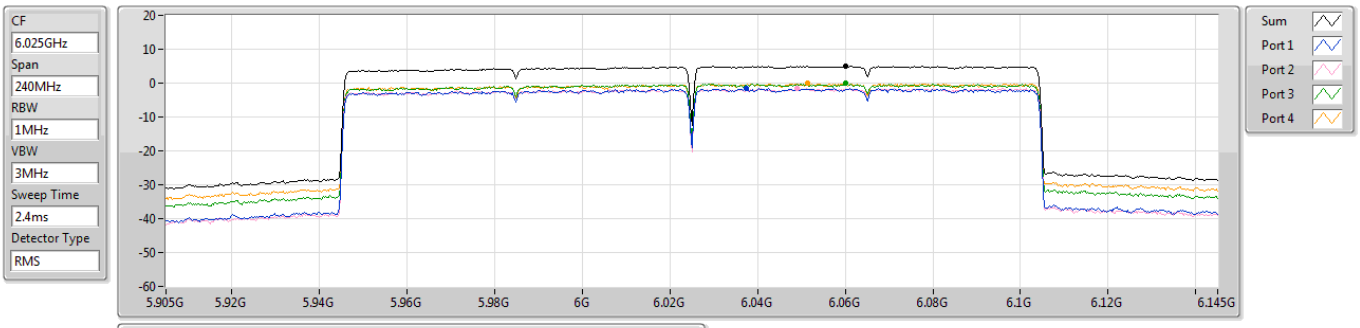

Sum	PD	Port 1	Port 2	Port 3	Port 4
(dBm/RBW)	(dBm/RBW)	(dBm/RBW)	(dBm/RBW)	(dBm/RBW)	(dBm/RBW)
5.05	5.05	-1.64	-1.62	0.02	-0.15

5.925-6.425GHz_802.11be EHT160_Nss1,(MCS0)_4TX **PSD**

6185MHz

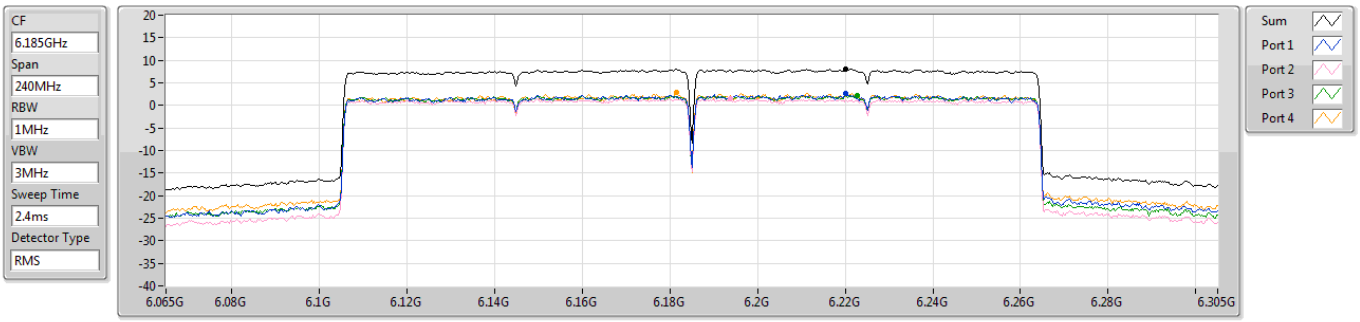

Sum	PD	Port 1	Port 2	Port 3	Port 4
(dBm/RBW)	(dBm/RBW)	(dBm/RBW)	(dBm/RBW)	(dBm/RBW)	(dBm/RBW)
8.03	8.03	2.64	1.49	2.23	2.79

5.925-6.425GHz_802.11be EHT160_Nss1,(MCS0)_4TX **PSD**

6345MHz

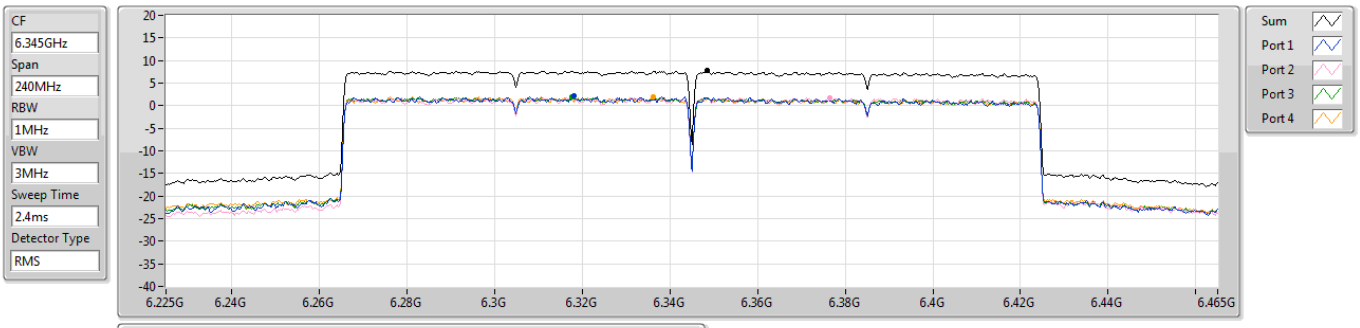

Sum	PD	Port 1	Port 2	Port 3	Port 4
(dBm/RBW)	(dBm/RBW)	(dBm/RBW)	(dBm/RBW)	(dBm/RBW)	(dBm/RBW)
7.71	7.71	2.09	1.83	1.94	1.93

6.525-6.875GHz_802.11be EHT160_Nss1,(MCS0)_4TX **PSD**

6665MHz

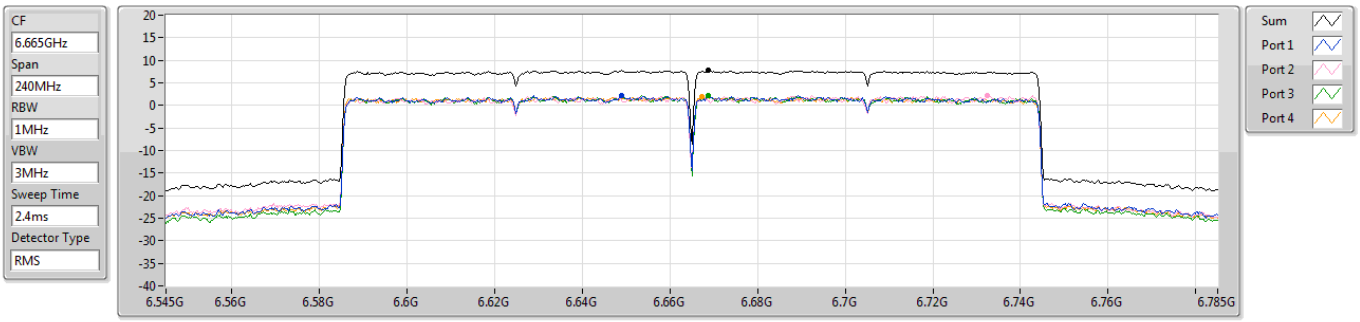

Sum	PD	Port 1	Port 2	Port 3	Port 4
(dBm/RBW)	(dBm/RBW)	(dBm/RBW)	(dBm/RBW)	(dBm/RBW)	(dBm/RBW)
7.72	7.72	2.21	2.13	2.14	1.84

5.925-6.425GHz_802.11be EHT320_Nss1,(MCS0)_4TX **PSD**

6105MHz

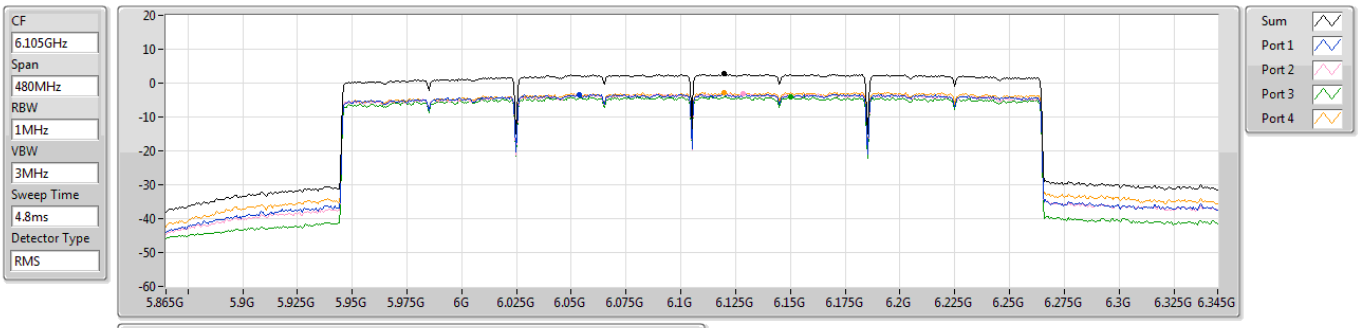

Sum	PD	Port 1	Port 2	Port 3	Port 4
(dBm/RBW)	(dBm/RBW)	(dBm/RBW)	(dBm/RBW)	(dBm/RBW)	(dBm/RBW)
2.70	2.70	-3.29	-3.09	-4.01	-2.66

5.925-6.425GHz_802.11be EHT320_Nss1,(MCS0)_4TX **PSD**

6265MHz

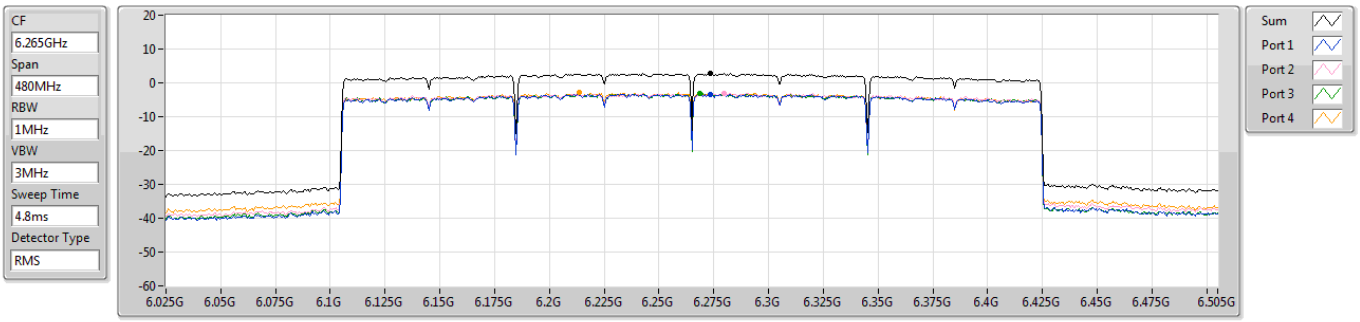

Sum	PD	Port 1	Port 2	Port 3	Port 4
(dBm/RBW)	(dBm/RBW)	(dBm/RBW)	(dBm/RBW)	(dBm/RBW)	(dBm/RBW)
2.72	2.72	-3.37	-3.01	-3.24	-2.94

Unwanted Emissions (Below 1GHz)

Modulation	be EHT20-OFDMA	**Test Freq. (MHz)**	6415
Polarization	Horizontal		

Test By :Paul Lin Temperature(℃):22 Humidity(%):64

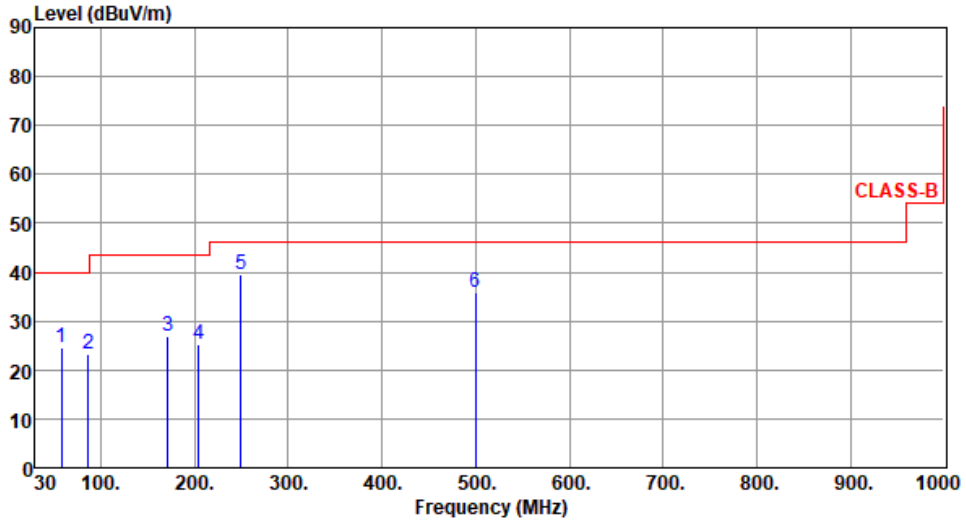

	Freq. MHz	Emission level dBuV/m	Limit dBuV/m	Margin dB	SA reading dBuV	Factor dB/m	Remark	ANT High cm	Turn Table deg
1	58.26	24.59	40.00	-15.41	33.25	-8.66	Peak	---	---
2	86.33	23.31	40.00	-16.69	37.93	-14.62	Peak	---	---
3	171.45	26.84	43.50	-16.66	36.18	-9.34	Peak	---	---
4	204.52	25.21	43.50	-18.29	37.10	-11.89	Peak	---	---
5	249.13	39.42	46.00	-6.58	49.39	-9.97	Peak	---	---
6	499.52	35.98	46.00	-10.02	39.06	-3.08	Peak	---	---

Note 1: Emission Level (dBuV/m) = SA Reading (dBuV) + Factor* (dB/m)
*Factor includes antenna factor , cable loss and amplifier gain
Note 2: Margin (dB) = Emission level (dBuV/m) – Limit (dBuV/m).
Note 3: All spurious emissions below 30MHz are more than 20 dB below the limit.

Modulation	be EHT20-OFDMA	**Test Freq. (MHz)**	6415
Polarization	Vertical		

Test By :Paul Lin Temperature(℃):22 Humidity(%):64

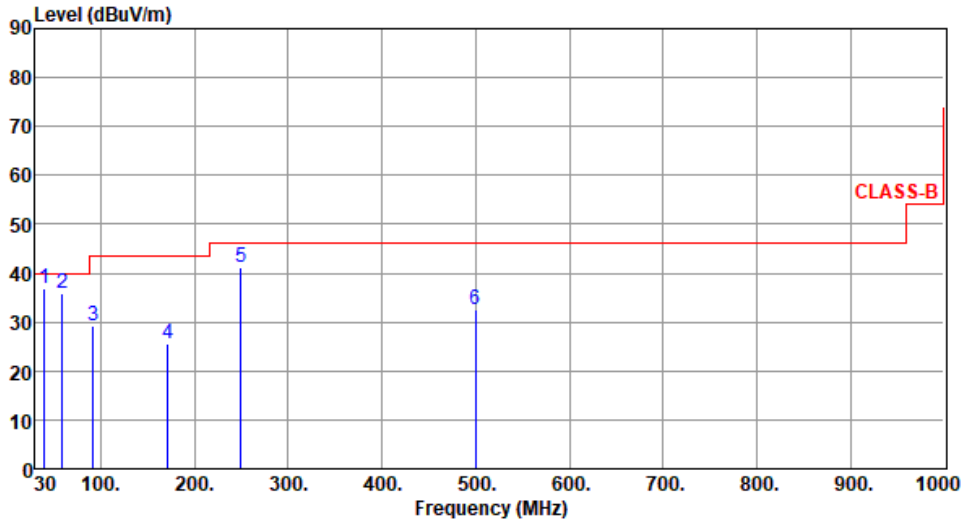

	Freq. MHz	Emission level dBuV/m	Limit dBuV/m	Margin dB	SA reading dBuV	Factor dB/m	Remark	ANT High cm	Turn Table deg
1	39.65	36.79	40.00	-3.21	45.66	-8.87	Peak	---	---
2	59.26	35.76	40.00	-4.24	44.49	-8.73	Peak	---	---
3	92.26	29.22	43.50	-14.28	43.47	-14.25	Peak	---	---
4	171.45	25.65	43.50	-17.85	34.99	-9.34	Peak	---	---
5	249.35	41.29	46.00	-4.71	51.25	-9.96	Peak	---	---
6	499.53	32.49	46.00	-13.51	35.57	-3.08	Peak	---	---

Note 1: Emission Level (dBuV/m) = SA Reading (dBuV) + Factor* (dB/m)
*Factor includes antenna factor , cable loss and amplifier gain
Note 2: Margin (dB) = Emission level (dBuV/m) – Limit (dBuV/m).
Note 3: All spurious emissions below 30MHz are more than 20 dB below the limit.

Unwanted Emissions (Above 1GHz) for 11a

Modulation	11a	**Test Freq. (MHz)**	5955
Polarization	Horizontal		

Test By :Paul Lin Temperature(℃):25 Humidity(%):61

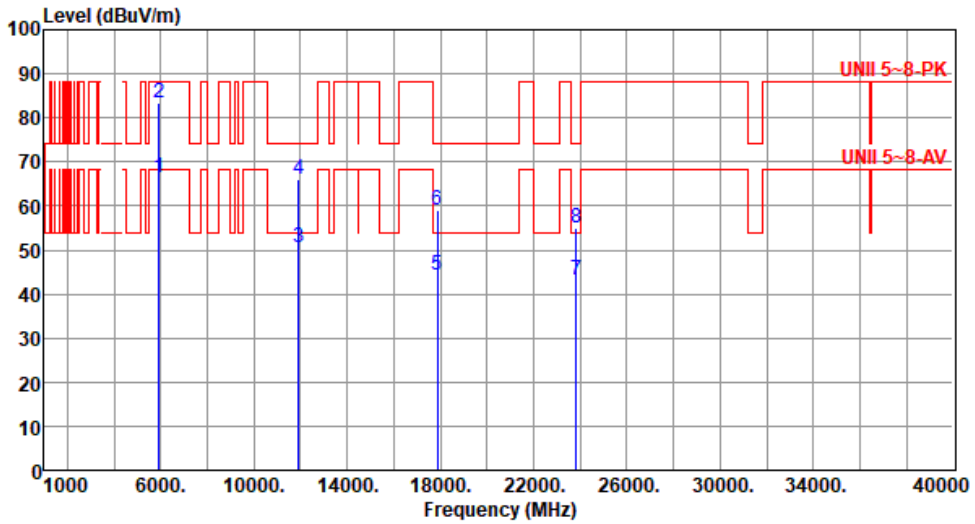

	Freq. MHz	Emission level dBuV/m	Limit dBuV/m	Margin dB	SA reading dBuV	Factor dB/m	Remark	ANT High cm	Turn Table deg
1	5925.00	66.45	68.20	-1.75	65.22	1.23	Average	221	292
2	5925.00	83.53	88.20	-4.67	82.30	1.23	Peak	221	292
3	11910.00	50.61	54.00	-3.39	44.21	6.40	Average	105	276
4	11910.00	65.98	74.00	-8.02	59.58	6.40	Peak	105	276
5	17865.00	44.13	54.00	-9.87	33.61	10.52	Average	102	282
6	17865.00	59.11	74.00	-14.89	48.59	10.52	Peak	102	282
7	23820.00	43.33	54.00	-10.67	36.28	7.05	Average	100	68
8	23820.00	55.11	74.00	-18.89	48.06	7.05	Peak	100	68

Note 1: Emission Level (dBuV/m) = SA Reading (dBuV) + Factor* (dB/m)
*Factor includes antenna factor , cable loss and amplifier gain
Note 2: Margin (dB) = Emission level (dBuV/m) – Limit (dBuV/m).

Modulation	11a	**Test Freq. (MHz)**	5955
Polarization	Vertical		

Test By :Paul Lin Temperature(℃):25 Humidity(%):61

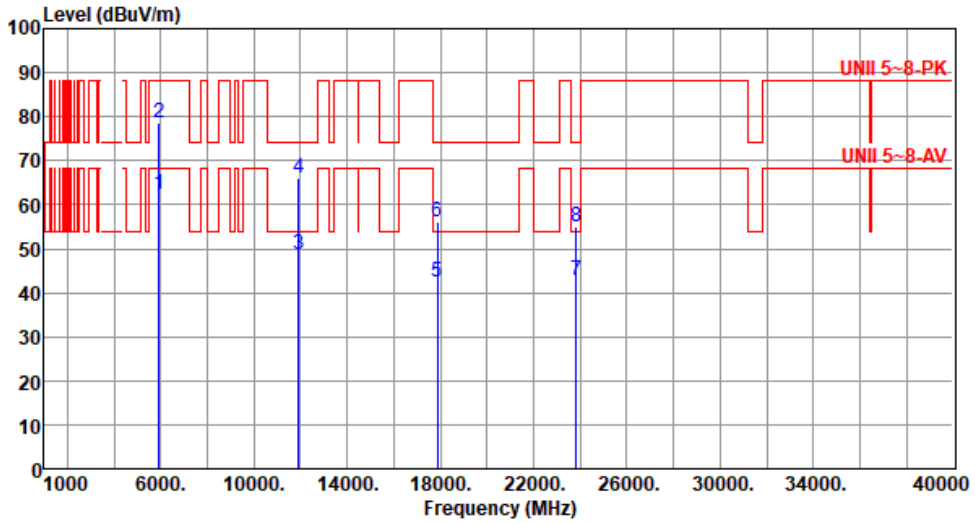

	Freq. MHz	Emission level dBuV/m	Limit dBuV/m	Margin dB	SA reading dBuV	Factor dB/m	Remark	ANT High cm	Turn Table deg
1	5925.00	62.54	68.20	-5.66	61.31	1.23	Average	109	320
2	5925.00	78.76	88.20	-9.44	77.53	1.23	Peak	109	320
3	11910.00	48.69	54.00	-5.31	42.29	6.40	Average	355	318
4	11910.00	66.12	74.00	-7.88	59.72	6.40	Peak	355	318
5	17865.00	42.27	54.00	-11.73	31.75	10.52	Average	106	21
6	17865.00	56.27	74.00	-17.73	45.75	10.52	Peak	106	21
7	23820.00	42.69	54.00	-11.31	35.64	7.05	Average	100	37
8	23820.00	54.97	74.00	-19.03	47.92	7.05	Peak	100	37

Note 1: Emission Level (dBuV/m) = SA Reading (dBuV) + Factor* (dB/m)
*Factor includes antenna factor , cable loss and amplifier gain
Note 2: Margin (dB) = Emission level (dBuV/m) – Limit (dBuV/m).

Modulation	11a	**Test Freq. (MHz)**	6175
Polarization	Horizontal		

Test By :Sean Yu Temperature(℃):25 Humidity(%):61

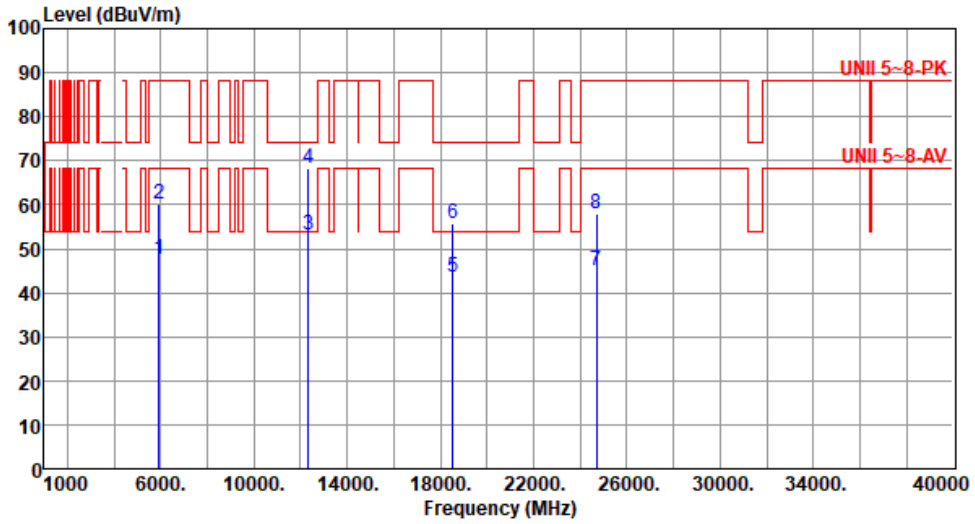

	Freq. MHz	Emission level dBuV/m	Limit dBuV/m	Margin dB	SA reading dBuV	Factor dB/m	Remark	ANT High cm	Turn Table deg
1	5925.00	47.58	68.20	-20.62	46.35	1.23	Average	106	282
2	5925.00	60.26	88.20	-27.94	59.03	1.23	Peak	106	282
3	12350.00	53.16	54.00	-0.84	46.83	6.33	Average	228	276
4	12350.00	68.28	74.00	-5.72	61.95	6.33	Peak	228	276
5	18525.00	43.50	54.00	-10.50	42.10	1.40	Average	107	285
6	18525.00	55.68	74.00	-18.32	54.28	1.40	Peak	107	285
7	24700.00	45.08	68.20	-23.12	37.10	7.98	Average	161	227
8	24700.00	57.77	88.20	-30.43	49.79	7.98	Peak	161	227

Note 1: Emission Level (dBuV/m) = SA Reading (dBuV) + Factor* (dB/m)
*Factor includes antenna factor , cable loss and amplifier gain
Note 2: Margin (dB) = Emission level (dBuV/m) – Limit (dBuV/m).

Modulation	11a	**Test Freq. (MHz)**	6175
Polarization	Vertical		

Test By :Sean Yu Temperature(℃):25 Humidity(%):61

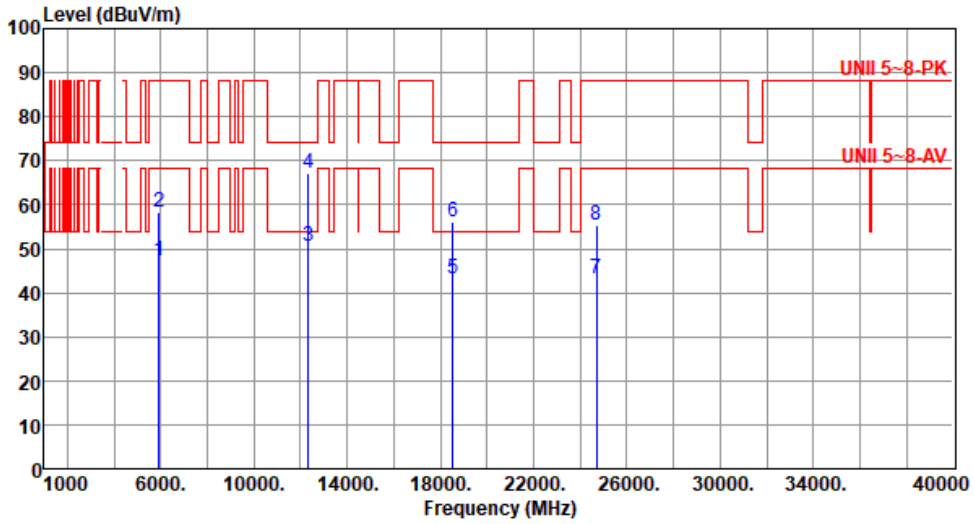

	Freq. MHz	Emission level dBuV/m	Limit dBuV/m	Margin dB	SA reading dBuV	Factor dB/m	Remark	ANT High cm	Turn Table deg
1	5925.00	47.10	68.20	-21.10	45.87	1.23	Average	110	241
2	5925.00	58.44	88.20	-29.76	57.21	1.23	Peak	110	241
3	12350.00	50.58	54.00	-3.42	44.25	6.33	Average	332	313
4	12350.00	67.21	74.00	-6.79	60.88	6.33	Peak	332	313
5	18525.00	43.35	54.00	-10.65	41.95	1.40	Average	132	3
6	18525.00	56.22	74.00	-17.78	54.82	1.40	Peak	132	3
7	24700.00	43.11	68.20	-25.09	35.13	7.98	Average	100	178
8	24700.00	55.36	88.20	-32.84	47.38	7.98	Peak	100	178

Note 1: Emission Level (dBuV/m) = SA Reading (dBuV) + Factor* (dB/m)
*Factor includes antenna factor , cable loss and amplifier gain
Note 2: Margin (dB) = Emission level (dBuV/m) – Limit (dBuV/m).

Modulation	11a	**Test Freq. (MHz)**	6415
Polarization	Horizontal		

Test By :Paul Lin Temperature(℃):25 Humidity(%):61

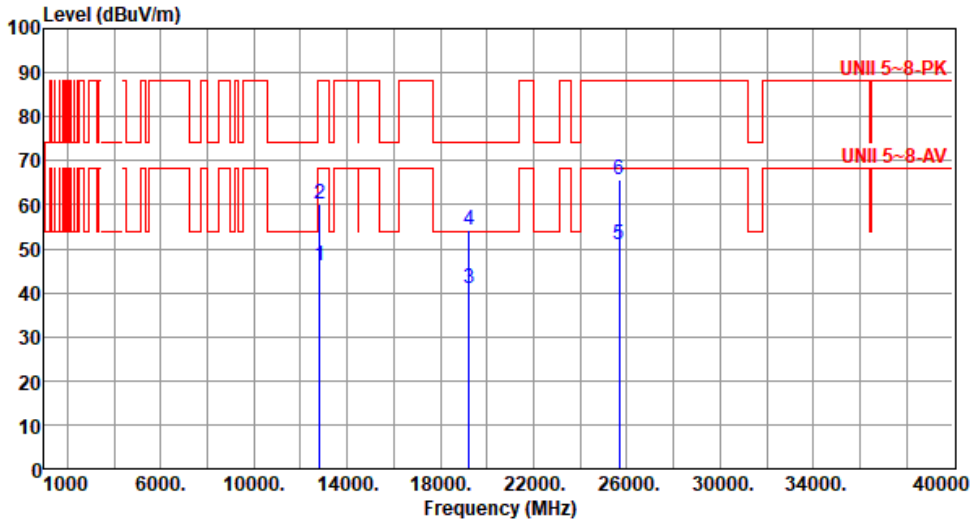

	Freq. MHz	Emission level dBuV/m	Limit dBuV/m	Margin dB	SA reading dBuV	Factor dB/m	Remark	ANT High cm	Turn Table deg
1	12830.00	46.02	68.20	-22.18	39.67	6.35	Average	224	273
2	12830.00	60.27	88.20	-27.93	53.92	6.35	Peak	224	273
3	19245.00	40.85	54.00	-13.15	39.25	1.60	Average	110	261
4	19245.00	54.39	74.00	-19.61	52.79	1.60	Peak	110	261
5	25660.00	51.04	68.20	-17.16	43.19	7.85	Average	161	262
6	25660.00	65.58	88.20	-22.62	57.73	7.85	Peak	161	262

Note 1: Emission Level (dBuV/m) = SA Reading (dBuV) + Factor* (dB/m)
*Factor includes antenna factor , cable loss and amplifier gain
Note 2: Margin (dB) = Emission level (dBuV/m) – Limit (dBuV/m).

Modulation	11a	**Test Freq. (MHz)**	6415
Polarization	Vertical		

Test By :Paul Lin Temperature(℃):25 Humidity(%):61

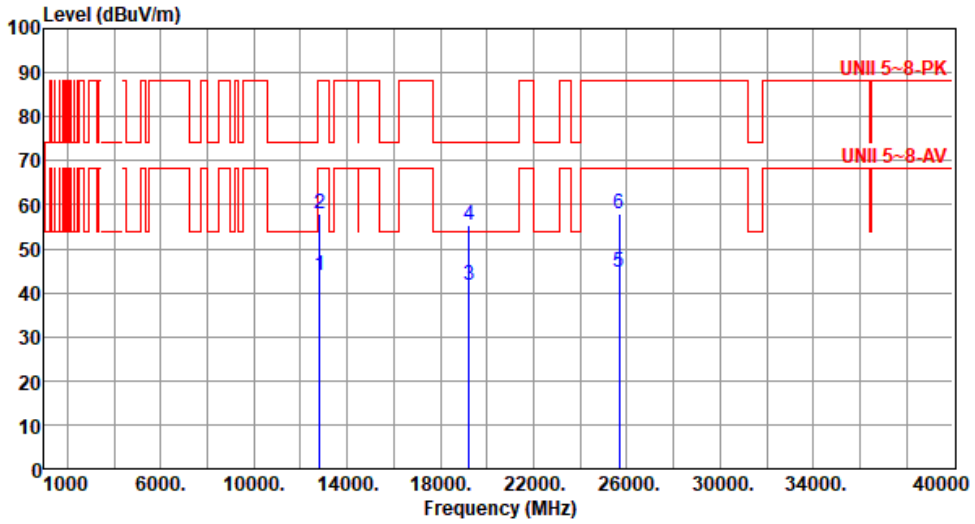

	Freq. MHz	Emission level dBuV/m	Limit dBuV/m	Margin dB	SA reading dBuV	Factor dB/m	Remark	ANT High cm	Turn Table deg
1	12830.00	43.91	68.20	-24.29	37.56	6.35	Average	320	306
2	12830.00	57.77	88.20	-30.43	51.42	6.35	Peak	320	306
3	19245.00	41.53	54.00	-12.47	39.93	1.60	Average	100	329
4	19245.00	55.44	74.00	-18.56	53.84	1.60	Peak	100	329
5	25660.00	44.63	68.20	-23.57	36.78	7.85	Average	158	253
6	25660.00	57.93	88.20	-30.27	50.08	7.85	Peak	158	253

Note 1: Emission Level (dBuV/m) = SA Reading (dBuV) + Factor* (dB/m)
*Factor includes antenna factor , cable loss and amplifier gain
Note 2: Margin (dB) = Emission level (dBuV/m) – Limit (dBuV/m).

Modulation	11a	**Test Freq. (MHz)**	6535
Polarization	Horizontal		

Test By :Paul Lin Temperature(℃):25 Humidity(%):61

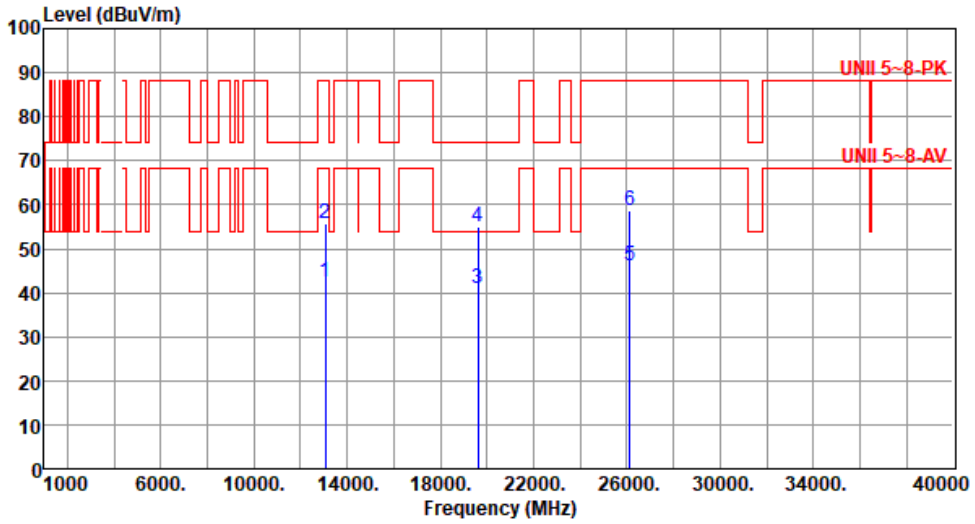

	Freq. MHz	Emission level dBuV/m	Limit dBuV/m	Margin dB	SA reading dBuV	Factor dB/m	Remark	ANT High cm	Turn Table deg
1	13070.00	42.48	68.20	-25.72	36.38	6.10	Average	100	41
2	13070.00	55.68	88.20	-32.52	49.58	6.10	Peak	100	41
3	19605.00	40.79	54.00	-13.21	38.92	1.87	Average	100	59
4	19605.00	55.04	74.00	-18.96	53.17	1.87	Peak	100	59
5	26140.00	46.21	68.20	-21.99	38.27	7.94	Average	100	325
6	26140.00	58.58	88.20	-29.62	50.64	7.94	Peak	100	325

Note 1: Emission Level (dBuV/m) = SA Reading (dBuV) + Factor* (dB/m)
*Factor includes antenna factor , cable loss and amplifier gain
Note 2: Margin (dB) = Emission level (dBuV/m) – Limit (dBuV/m).

Modulation	11a	**Test Freq. (MHz)**	6535
Polarization	Vertical		

Test By :Paul Lin Temperature(℃):25 Humidity(%):61

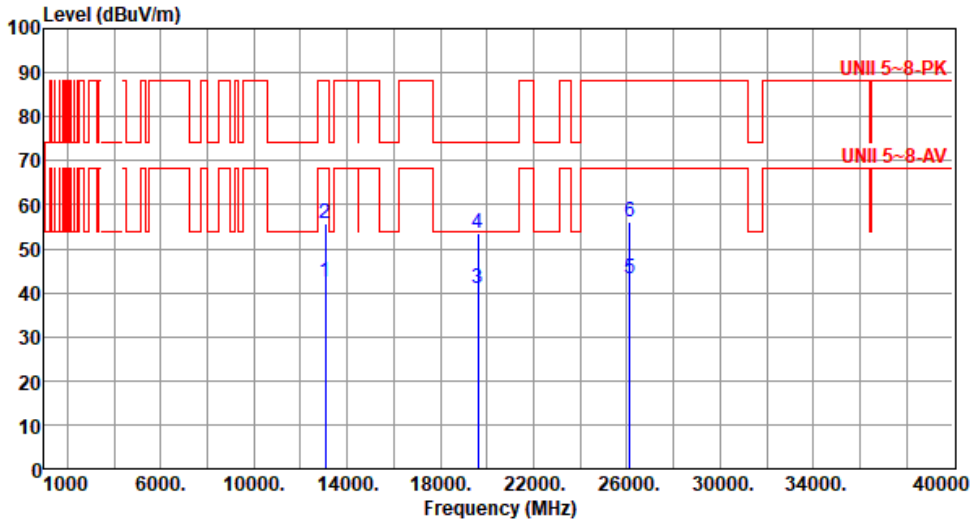

	Freq. MHz	Emission level dBuV/m	Limit dBuV/m	Margin dB	SA reading dBuV	Factor dB/m	Remark	ANT High cm	Turn Table deg
1	13070.00	42.43	68.20	-25.77	36.33	6.10	Average	100	52
2	13070.00	55.66	88.20	-32.54	49.56	6.10	Peak	100	52
3	19605.00	40.82	54.00	-13.18	38.95	1.87	Average	100	103
4	19605.00	53.59	74.00	-20.41	51.72	1.87	Peak	100	103
5	26140.00	43.14	68.20	-25.06	35.20	7.94	Average	100	28
6	26140.00	55.97	88.20	-32.23	48.03	7.94	Peak	100	28

Note 1: Emission Level (dBuV/m) = SA Reading (dBuV) + Factor* (dB/m)
*Factor includes antenna factor , cable loss and amplifier gain
Note 2: Margin (dB) = Emission level (dBuV/m) – Limit (dBuV/m).

Modulation	11a	**Test Freq. (MHz)**	6715
Polarization	Horizontal		

Test By :Sean Yu Temperature(℃):25 Humidity(%):61

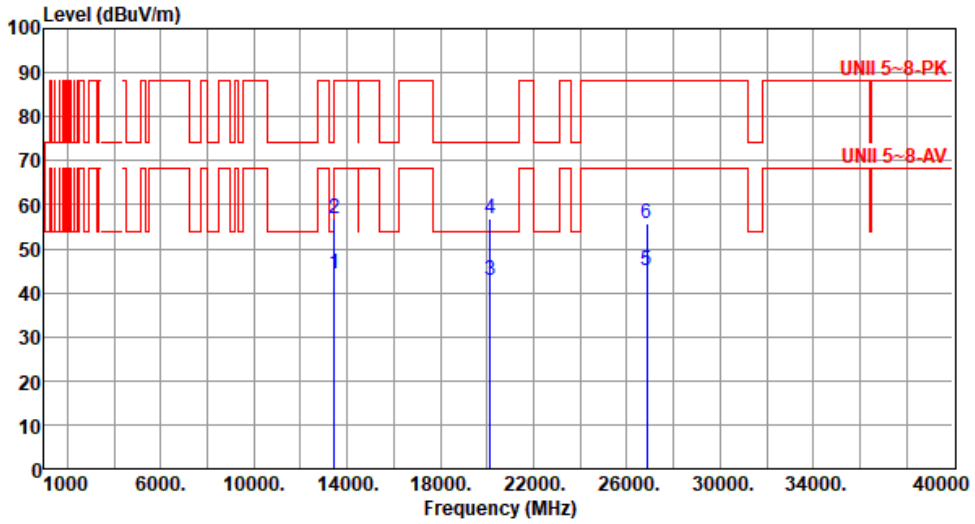

	Freq. MHz	Emission level dBuV/m	Limit dBuV/m	Margin dB	SA reading dBuV	Factor dB/m	Remark	ANT High cm	Turn Table deg
1	13430.00	44.25	68.20	-23.95	38.09	6.16	Average	100	176
2	13430.00	56.66	88.20	-31.54	50.50	6.16	Peak	100	176
3	20145.00	42.92	54.00	-11.08	40.53	2.39	Average	229	243
4	20145.00	56.64	74.00	-17.36	54.25	2.39	Peak	229	243
5	26860.00	45.12	68.20	-23.08	36.70	8.42	Average	100	207
6	26860.00	55.85	88.20	-32.35	47.43	8.42	Peak	100	207

Note 1: Emission Level (dBuV/m) = SA Reading (dBuV) + Factor* (dB/m)
*Factor includes antenna factor , cable loss and amplifier gain
Note 2: Margin (dB) = Emission level (dBuV/m) – Limit (dBuV/m).

Modulation	11a	**Test Freq. (MHz)**	6715
Polarization	Vertical		

Test By :Sean Yu Temperature(℃):25 Humidity(%):61

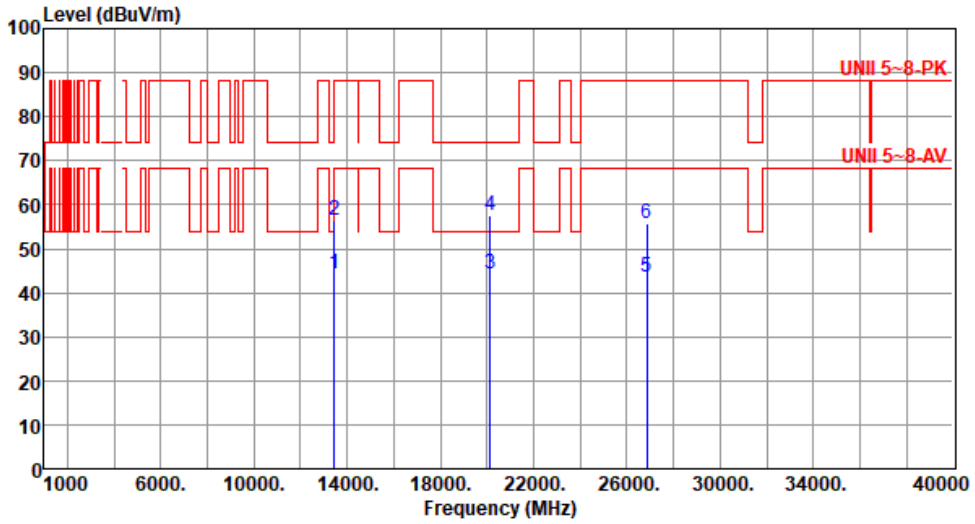

	Freq. MHz	Emission level dBuV/m	Limit dBuV/m	Margin dB	SA reading dBuV	Factor dB/m	Remark	ANT High cm	Turn Table deg
1	13430.00	44.14	68.20	-24.06	37.98	6.16	Average	100	183
2	13430.00	56.39	88.20	-31.81	50.23	6.16	Peak	100	183
3	20145.00	44.10	54.00	-9.90	41.71	2.39	Average	100	350
4	20145.00	57.55	74.00	-16.45	55.16	2.39	Peak	100	350
5	26860.00	43.46	68.20	-24.74	35.04	8.42	Average	100	186
6	26860.00	55.81	88.20	-32.39	47.39	8.42	Peak	100	186

Note 1: Emission Level (dBuV/m) = SA Reading (dBuV) + Factor* (dB/m)
*Factor includes antenna factor , cable loss and amplifier gain
Note 2: Margin (dB) = Emission level (dBuV/m) – Limit (dBuV/m).

Modulation	11a	**Test Freq. (MHz)**	6855
Polarization	Horizontal		

Test By :Paul Lin Temperature(℃):25 Humidity(%):61

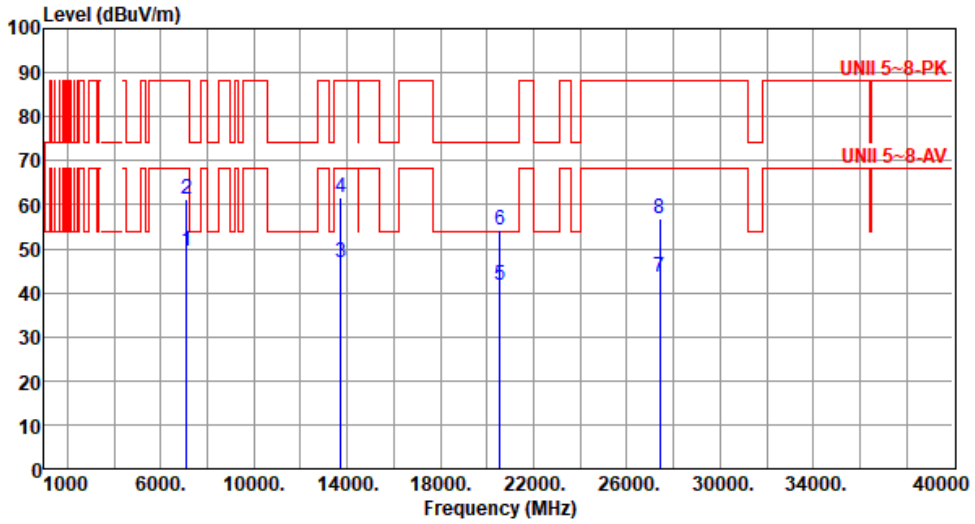

	Freq. MHz	Emission level dBuV/m	Limit dBuV/m	Margin dB	SA reading dBuV	Factor dB/m	Remark	ANT High cm	Turn Table deg
1	7125.00	49.52	68.20	-18.68	44.56	4.96	Average	341	312
2	7125.00	61.10	88.20	-27.10	56.14	4.96	Peak	341	312
3	13710.00	46.73	68.20	-21.47	40.49	6.24	Average	203	259
4	13710.00	61.55	88.20	-26.65	55.31	6.24	Peak	203	259
5	20565.00	41.83	54.00	-12.17	38.92	2.91	Average	100	316
6	20565.00	54.39	74.00	-19.61	51.48	2.91	Peak	100	316
7	27420.00	43.61	68.20	-24.59	35.30	8.31	Average	100	58
8	27420.00	56.89	88.20	-31.31	48.58	8.31	Peak	100	58

Note 1: Emission Level (dBuV/m) = SA Reading (dBuV) + Factor* (dB/m)
*Factor includes antenna factor , cable loss and amplifier gain
Note 2: Margin (dB) = Emission level (dBuV/m) – Limit (dBuV/m).

Modulation	11a	**Test Freq. (MHz)**	6855
Polarization	Vertical		

Test By :Paul Lin Temperature(℃):25 Humidity(%):61

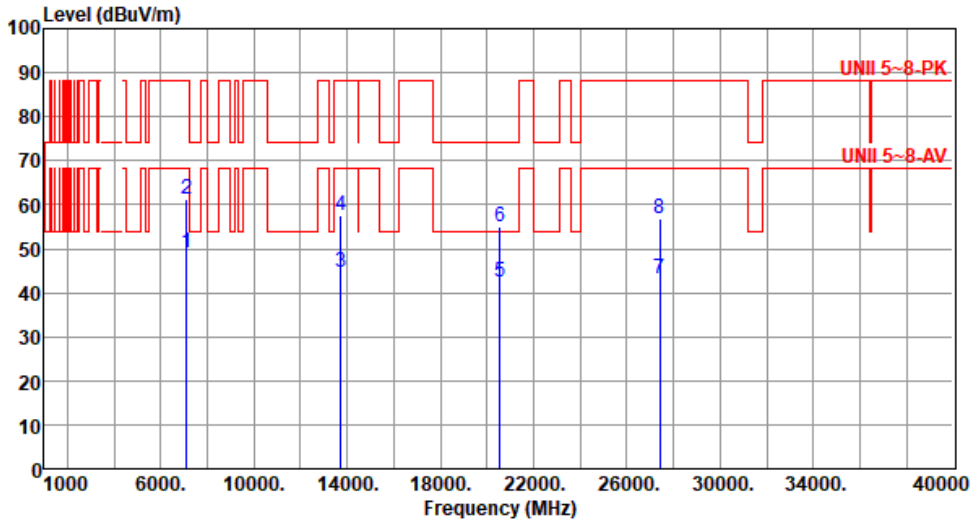

	Freq. MHz	Emission level dBuV/m	Limit dBuV/m	Margin dB	SA reading dBuV	Factor dB/m	Remark	ANT High cm	Turn Table deg
1	7125.00	49.23	68.20	-18.97	44.27	4.96	Average	289	194
2	7125.00	61.09	88.20	-27.11	56.13	4.96	Peak	289	194
3	13710.00	44.68	68.20	-23.52	38.44	6.24	Average	100	304
4	13710.00	57.68	88.20	-30.52	51.44	6.24	Peak	100	304
5	20565.00	42.61	54.00	-11.39	39.70	2.91	Average	216	17
6	20565.00	54.88	74.00	-19.12	51.97	2.91	Peak	216	17
7	27420.00	43.19	68.20	-25.01	34.88	8.31	Average	100	204
8	27420.00	56.71	88.20	-31.49	48.40	8.31	Peak	100	204

Note 1: Emission Level (dBuV/m) = SA Reading (dBuV) + Factor* (dB/m)
*Factor includes antenna factor , cable loss and amplifier gain
Note 2: Margin (dB) = Emission level (dBuV/m) – Limit (dBuV/m).

Unwanted Emissions (Above 1GHz) for be EHT20-OFDMA

Modulation	be EHT20-OFDMA	**Test Freq. (MHz)**	5955
Polarization	Horizontal		

Test By :Paul Lin Temperature(℃):25 Humidity(%):61

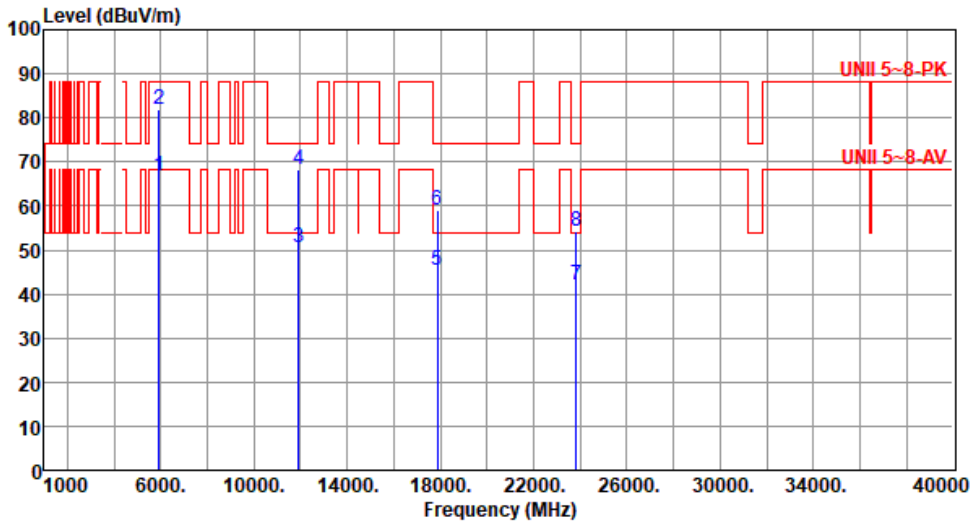

	Freq. MHz	Emission level dBuV/m	Limit dBuV/m	Margin dB	SA reading dBuV	Factor dB/m	Remark	ANT High cm	Turn Table deg
1	5925.00	66.92	68.20	-1.28	65.69	1.23	Average	260	309
2	5925.00	81.86	88.20	-6.34	80.63	1.23	Peak	260	309
3	11910.00	50.39	54.00	-3.61	43.99	6.40	Average	122	277
4	11910.00	68.37	74.00	-5.63	61.97	6.40	Peak	122	277
5	17865.00	45.51	54.00	-8.49	34.99	10.52	Average	198	276
6	17865.00	58.97	74.00	-15.03	48.45	10.52	Peak	198	276
7	23820.00	42.13	54.00	-11.87	35.08	7.05	Average	100	125
8	23820.00	54.15	74.00	-19.85	47.10	7.05	Peak	100	125

Note 1: Emission Level (dBuV/m) = SA Reading (dBuV) + Factor* (dB/m)
*Factor includes antenna factor , cable loss and amplifier gain
Note 2: Margin (dB) = Emission level (dBuV/m) – Limit (dBuV/m).

Modulation	be EHT20-OFDMA	**Test Freq. (MHz)**	5955
Polarization	Vertical		

Test By :Paul Lin Temperature(℃):25 Humidity(%):61

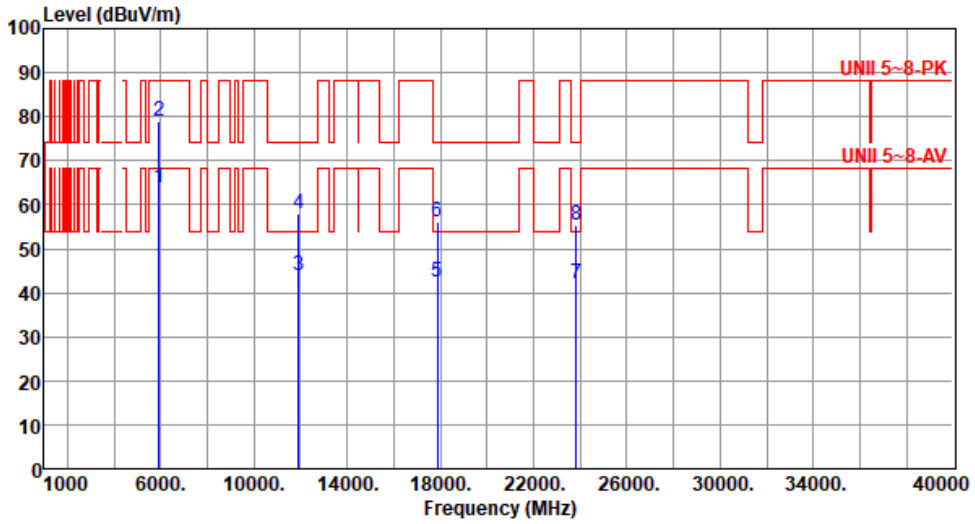

	Freq. MHz	Emission level dBuV/m	Limit dBuV/m	Margin dB	SA reading dBuV	Factor dB/m	Remark	ANT High cm	Turn Table deg
1	5925.00	63.67	68.20	-4.53	62.44	1.23	Average	364	42
2	5925.00	79.05	88.20	-9.15	77.82	1.23	Peak	364	42
3	11910.00	43.84	54.00	-10.16	37.44	6.40	Average	298	308
4	11910.00	58.09	74.00	-15.91	51.69	6.40	Peak	298	308
5	17865.00	42.27	54.00	-11.73	31.75	10.52	Average	100	151
6	17865.00	56.05	74.00	-17.95	45.53	10.52	Peak	100	151
7	23820.00	42.06	54.00	-11.94	35.01	7.05	Average	100	24
8	23820.00	55.31	74.00	-18.69	48.26	7.05	Peak	100	24

Note 1: Emission Level (dBuV/m) = SA Reading (dBuV) + Factor* (dB/m)
*Factor includes antenna factor , cable loss and amplifier gain
Note 2: Margin (dB) = Emission level (dBuV/m) – Limit (dBuV/m).

Modulation	be EHT20-OFDMA	**Test Freq. (MHz)**	6175
Polarization	Horizontal		

Test By :Paul Lin Temperature(℃):25 Humidity(%):61

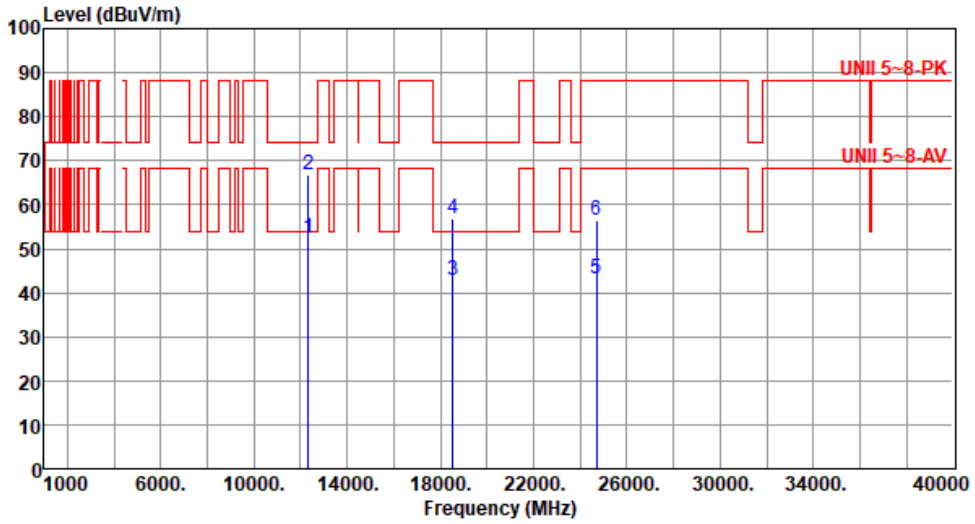

	Freq. MHz	Emission level dBuV/m	Limit dBuV/m	Margin dB	SA reading dBuV	Factor dB/m	Remark	ANT High cm	Turn Table deg
1	12350.00	52.40	54.00	-1.60	46.07	6.33	Average	286	279
2	12350.00	66.64	74.00	-7.36	60.31	6.33	Peak	286	279
3	18525.00	42.74	54.00	-11.26	41.34	1.40	Average	100	215
4	18525.00	56.93	74.00	-17.07	55.53	1.40	Peak	100	215
5	24700.00	43.06	68.20	-25.14	35.08	7.98	Average	279	205
6	24700.00	56.42	88.20	-31.78	48.44	7.98	Peak	279	205

Note 1: Emission Level (dBuV/m) = SA Reading (dBuV) + Factor* (dB/m)
*Factor includes antenna factor , cable loss and amplifier gain
Note 2: Margin (dB) = Emission level (dBuV/m) – Limit (dBuV/m).

Modulation	be EHT20-OFDMA	**Test Freq. (MHz)**	6175
Polarization	Vertical		

Test By :Paul Lin Temperature(℃):25 Humidity(%):61

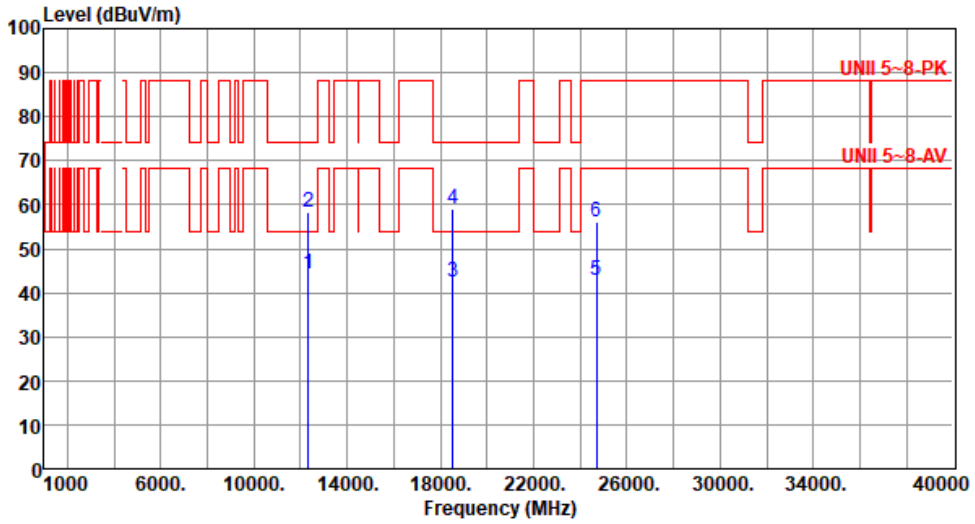

	Freq. MHz	Emission level dBuV/m	Limit dBuV/m	Margin dB	SA reading dBuV	Factor dB/m	Remark	ANT High cm	Turn Table deg
1	12350.00	44.22	54.00	-9.78	37.89	6.33	Average	100	220
2	12350.00	58.24	74.00	-15.76	51.91	6.33	Peak	100	220
3	18525.00	42.58	54.00	-11.42	41.18	1.40	Average	139	4
4	18525.00	59.03	74.00	-14.97	57.63	1.40	Peak	139	4
5	24700.00	42.90	68.20	-25.30	34.92	7.98	Average	100	25
6	24700.00	56.14	88.20	-32.06	48.16	7.98	Peak	100	25

Note 1: Emission Level (dBuV/m) = SA Reading (dBuV) + Factor* (dB/m)
*Factor includes antenna factor , cable loss and amplifier gain
Note 2: Margin (dB) = Emission level (dBuV/m) – Limit (dBuV/m).

Modulation	be EHT20-OFDMA	**Test Freq. (MHz)**	6415
Polarization	Horizontal		

Test By :Paul Lin Temperature(℃):25 Humidity(%):61

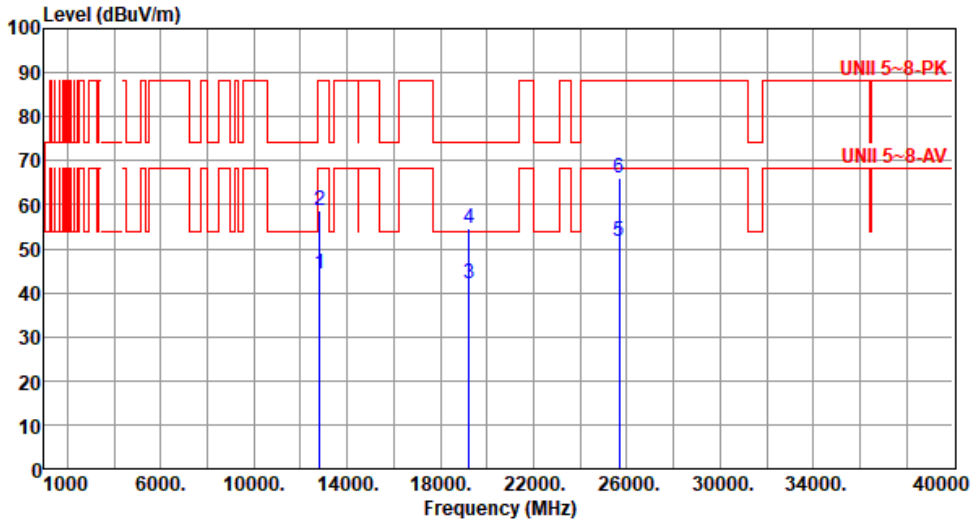

	Freq. MHz	Emission level dBuV/m	Limit dBuV/m	Margin dB	SA reading dBuV	Factor dB/m	Remark	ANT High cm	Turn Table deg
1	12830.00	44.41	68.20	-23.79	38.06	6.35	Average	214	280
2	12830.00	58.72	88.20	-29.48	52.37	6.35	Peak	214	280
3	19245.00	41.95	54.00	-12.05	40.35	1.60	Average	100	354
4	19245.00	54.58	74.00	-19.42	52.98	1.60	Peak	100	354
5	25660.00	51.53	68.20	-16.67	43.68	7.85	Average	161	266
6	25660.00	65.92	88.20	-22.28	58.07	7.85	Peak	161	266

Note 1: Emission Level (dBuV/m) = SA Reading (dBuV) + Factor* (dB/m)
*Factor includes antenna factor , cable loss and amplifier gain
Note 2: Margin (dB) = Emission level (dBuV/m) – Limit (dBuV/m).

Modulation	be EHT20-OFDMA	**Test Freq. (MHz)**	6415
Polarization	Vertical		

Test By :Paul Lin Temperature(℃):25 Humidity(%):61

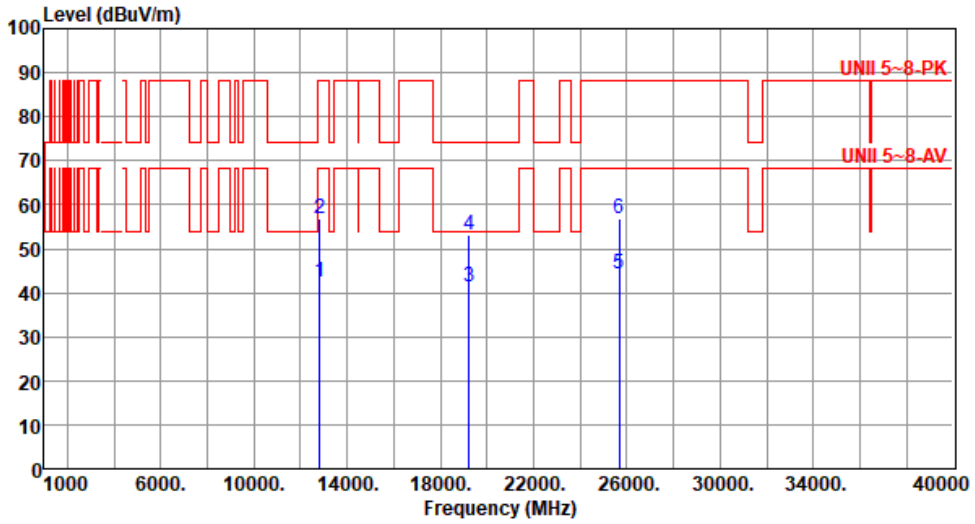

	Freq. MHz	Emission level dBuV/m	Limit dBuV/m	Margin dB	SA reading dBuV	Factor dB/m	Remark	ANT High cm	Turn Table deg
1	12830.00	42.39	68.20	-25.81	36.04	6.35	Average	322	305
2	12830.00	56.68	88.20	-31.52	50.33	6.35	Peak	322	305
3	19245.00	41.24	54.00	-12.76	39.64	1.60	Average	100	331
4	19245.00	53.22	74.00	-20.78	51.62	1.60	Peak	100	331
5	25660.00	44.34	68.20	-23.86	36.49	7.85	Average	100	151
6	25660.00	56.84	88.20	-31.36	48.99	7.85	Peak	100	151

Note 1: Emission Level (dBuV/m) = SA Reading (dBuV) + Factor* (dB/m)
*Factor includes antenna factor , cable loss and amplifier gain
Note 2: Margin (dB) = Emission level (dBuV/m) – Limit (dBuV/m).

Modulation	be EHT20-OFDMA	**Test Freq. (MHz)**	6535
Polarization	Horizontal		

Test By :Paul Lin Temperature(℃):25 Humidity(%):61

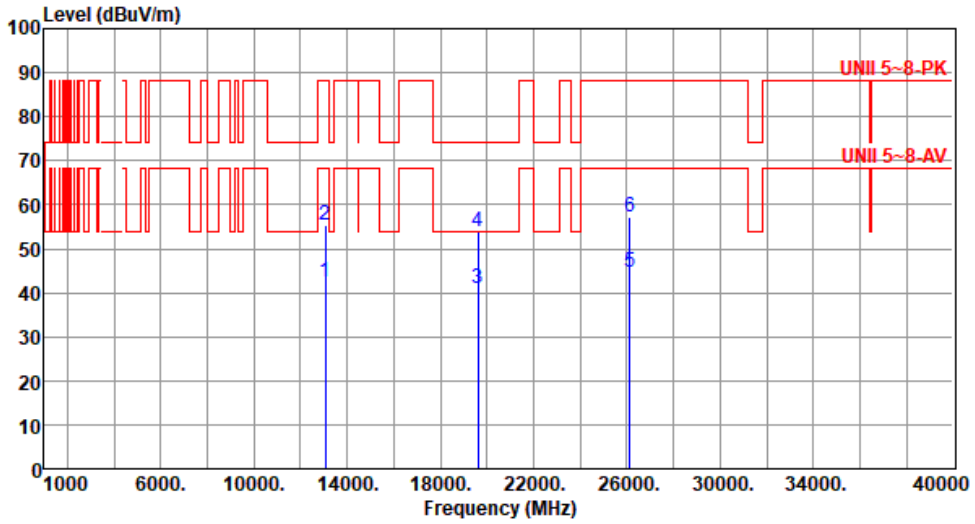

	Freq. MHz	Emission level dBuV/m	Limit dBuV/m	Margin dB	SA reading dBuV	Factor dB/m	Remark	ANT High cm	Turn Table deg
1	13070.00	42.60	68.20	-25.60	36.50	6.10	Average	100	205
2	13070.00	55.33	88.20	-32.87	49.23	6.10	Peak	100	205
3	19605.00	40.99	54.00	-13.01	39.12	1.87	Average	100	126
4	19605.00	53.73	74.00	-20.27	51.86	1.87	Peak	100	126
5	26140.00	44.66	68.20	-23.54	36.72	7.94	Average	100	45
6	26140.00	57.29	88.20	-30.91	49.35	7.94	Peak	100	45

Note 1: Emission Level (dBuV/m) = SA Reading (dBuV) + Factor* (dB/m)
*Factor includes antenna factor , cable loss and amplifier gain
Note 2: Margin (dB) = Emission level (dBuV/m) – Limit (dBuV/m).

Modulation	be EHT20-OFDMA	**Test Freq. (MHz)**	6535
Polarization	Vertical		

Test By :Paul Lin Temperature(℃):25 Humidity(%):61

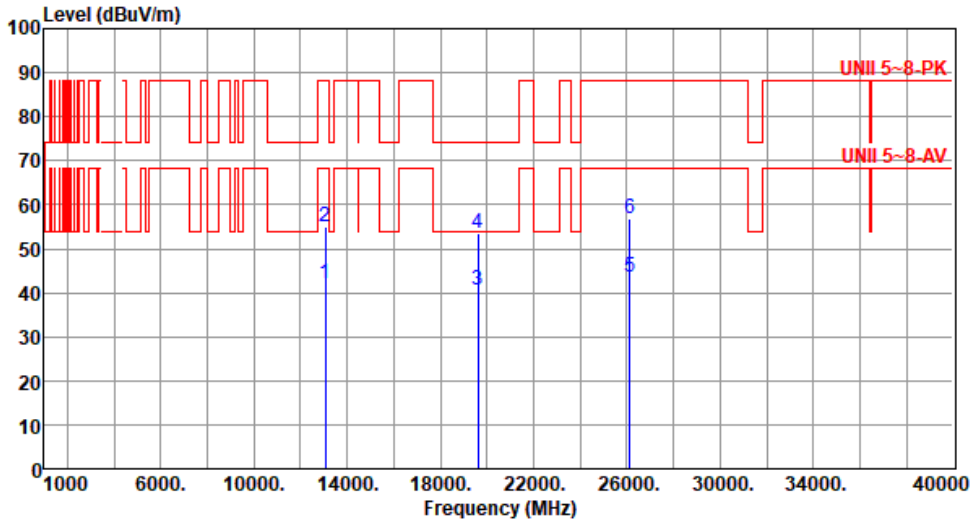

	Freq. MHz	Emission level dBuV/m	Limit dBuV/m	Margin dB	SA reading dBuV	Factor dB/m	Remark	ANT High cm	Turn Table deg
1	13070.00	41.98	68.20	-26.22	35.88	6.10	Average	100	29
2	13070.00	54.97	88.20	-33.23	48.87	6.10	Peak	100	29
3	19605.00	40.77	54.00	-13.23	38.90	1.87	Average	100	59
4	19605.00	53.64	74.00	-20.36	51.77	1.87	Peak	100	59
5	26140.00	43.44	68.20	-24.76	35.50	7.94	Average	100	307
6	26140.00	56.75	88.20	-31.45	48.81	7.94	Peak	100	307

Note 1: Emission Level (dBuV/m) = SA Reading (dBuV) + Factor* (dB/m)
*Factor includes antenna factor , cable loss and amplifier gain
Note 2: Margin (dB) = Emission level (dBuV/m) – Limit (dBuV/m).

Modulation	be EHT20-OFDMA	**Test Freq. (MHz)**	6715
Polarization	Horizontal		

Test By :Paul Lin Temperature(℃):25 Humidity(%):61

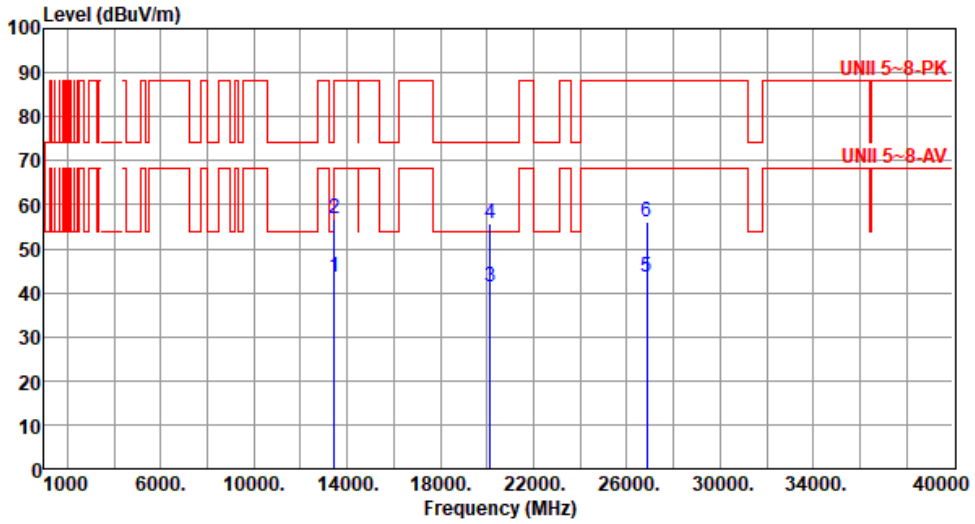

	Freq. MHz	Emission level dBuV/m	Limit dBuV/m	Margin dB	SA reading dBuV	Factor dB/m	Remark	ANT High cm	Turn Table deg
1	13430.00	43.72	68.20	-24.48	37.56	6.16	Average	100	114
2	13430.00	56.66	88.20	-31.54	50.50	6.16	Peak	100	114
3	20145.00	41.37	54.00	-12.63	38.98	2.39	Average	226	245
4	20145.00	55.58	74.00	-18.42	53.19	2.39	Peak	226	245
5	26860.00	43.36	68.20	-24.84	34.94	8.42	Average	100	154
6	26860.00	56.04	88.20	-32.16	47.62	8.42	Peak	100	154

Note 1: Emission Level (dBuV/m) = SA Reading (dBuV) + Factor* (dB/m)
*Factor includes antenna factor , cable loss and amplifier gain
Note 2: Margin (dB) = Emission level (dBuV/m) – Limit (dBuV/m).

Modulation	be EHT20-OFDMA	**Test Freq. (MHz)**	6715
Polarization	Vertical		

Test By :Paul Lin Temperature(℃):25 Humidity(%):61

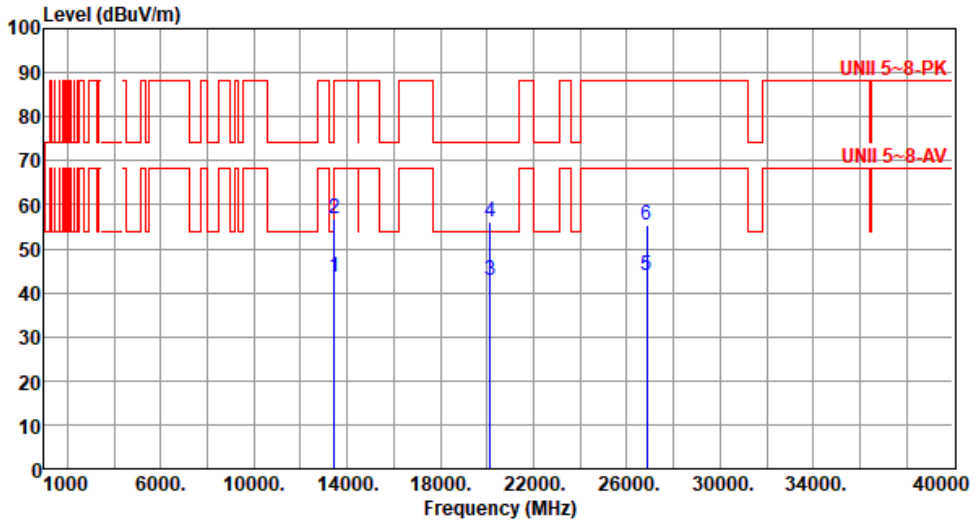

	Freq. MHz	Emission level dBuV/m	Limit dBuV/m	Margin dB	SA reading dBuV	Factor dB/m	Remark	ANT High cm	Turn Table deg
1	13430.00	43.59	68.20	-24.61	37.43	6.16	Average	100	68
2	13430.00	56.81	88.20	-31.39	50.65	6.16	Peak	100	68
3	20145.00	42.89	54.00	-11.11	40.50	2.39	Average	146	351
4	20145.00	56.17	74.00	-17.83	53.78	2.39	Peak	146	351
5	26860.00	43.97	68.20	-24.23	35.55	8.42	Average	100	61
6	26860.00	55.40	88.20	-32.80	46.98	8.42	Peak	100	61

Note 1: Emission Level (dBuV/m) = SA Reading (dBuV) + Factor* (dB/m)
*Factor includes antenna factor , cable loss and amplifier gain
Note 2: Margin (dB) = Emission level (dBuV/m) – Limit (dBuV/m).

Modulation	be EHT20-OFDMA	**Test Freq. (MHz)**	6855
Polarization	Horizontal		

Test By :Paul Lin Temperature(℃):25 Humidity(%):61

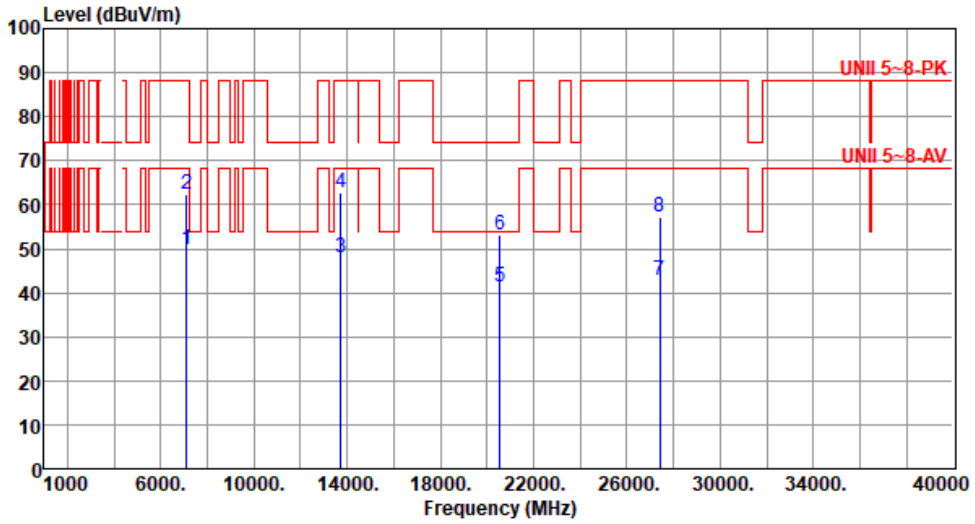

	Freq. MHz	Emission level dBuV/m	Limit dBuV/m	Margin dB	SA reading dBuV	Factor dB/m	Remark	ANT High cm	Turn Table deg
1	7125.00	49.95	68.20	-18.25	44.99	4.96	Average	246	313
2	7125.00	62.44	88.20	-25.76	57.48	4.96	Peak	246	313
3	13710.00	47.98	68.20	-20.22	41.74	6.24	Average	208	255
4	13710.00	62.61	88.20	-25.59	56.37	6.24	Peak	208	255
5	20565.00	41.39	54.00	-12.61	38.48	2.91	Average	100	155
6	20565.00	53.29	74.00	-20.71	50.38	2.91	Peak	100	155
7	27420.00	42.90	68.20	-25.30	34.59	8.31	Average	100	167
8	27420.00	57.16	88.20	-31.04	48.85	8.31	Peak	100	167

Note 1: Emission Level (dBuV/m) = SA Reading (dBuV) + Factor* (dB/m)
*Factor includes antenna factor , cable loss and amplifier gain
Note 2: Margin (dB) = Emission level (dBuV/m) – Limit (dBuV/m).

Modulation	be EHT20-OFDMA	**Test Freq. (MHz)**	6855
Polarization	Vertical		

Test By :Paul Lin Temperature(℃):25 Humidity(%):61

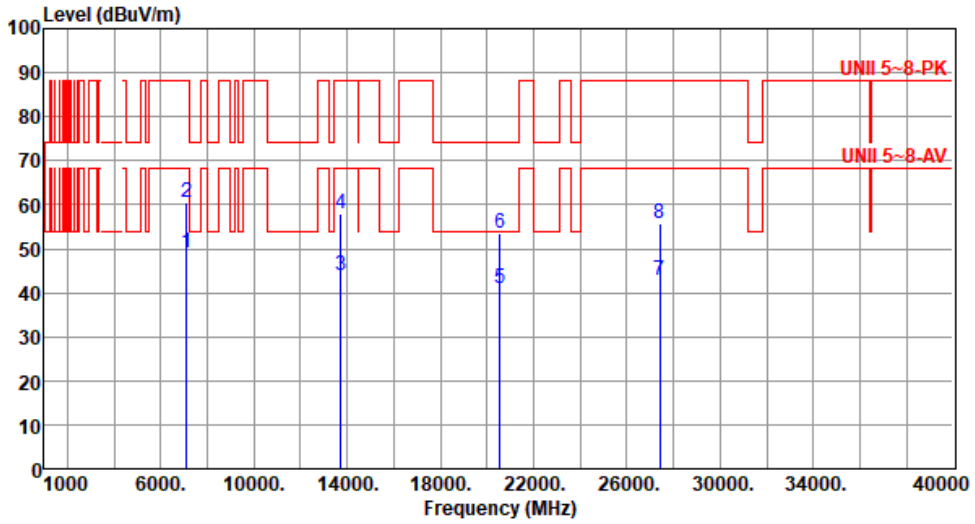

	Freq. MHz	Emission level dBuV/m	Limit dBuV/m	Margin dB	SA reading dBuV	Factor dB/m	Remark	ANT High cm	Turn Table deg
1	7125.00	49.17	68.20	-19.03	44.21	4.96	Average	390	27
2	7125.00	60.42	88.20	-27.78	55.46	4.96	Peak	390	27
3	13710.00	44.09	68.20	-24.11	37.85	6.24	Average	234	303
4	13710.00	57.97	88.20	-30.23	51.73	6.24	Peak	234	303
5	20565.00	40.82	54.00	-13.18	37.91	2.91	Average	100	49
6	20565.00	53.46	74.00	-20.54	50.55	2.91	Peak	100	49
7	27420.00	42.91	68.20	-25.29	34.60	8.31	Average	100	177
8	27420.00	55.85	88.20	-32.35	47.54	8.31	Peak	100	177

Note 1: Emission Level (dBuV/m) = SA Reading (dBuV) + Factor* (dB/m)
*Factor includes antenna factor , cable loss and amplifier gain
Note 2: Margin (dB) = Emission level (dBuV/m) – Limit (dBuV/m).

Unwanted Emissions (Above 1GHz) for be EHT40-OFDMA

Modulation	be EHT40-OFDMA	**Test Freq. (MHz)**	5965
Polarization	Horizontal		

Test By :Sean Yu Temperature(℃):23 Humidity(%):63

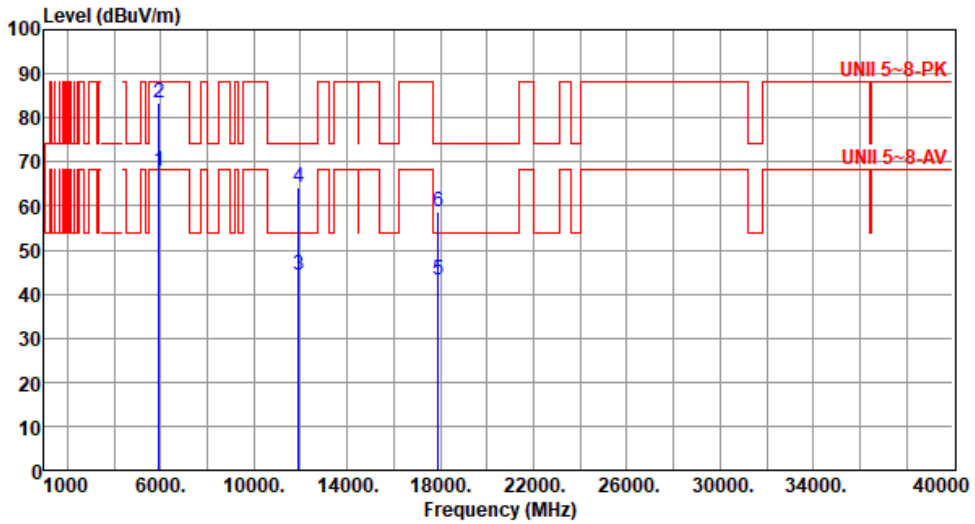

	Freq. MHz	Emission level dBuV/m	Limit dBuV/m	Margin dB	SA reading dBuV	Factor dB/m	Remark	ANT High cm	Turn Table deg
1	5925.00	67.92	68.20	-0.28	66.69	1.23	Average	100	319
2	5925.00	83.46	88.20	-4.74	82.23	1.23	Peak	100	319
3	11930.00	44.41	54.00	-9.59	37.99	6.42	Average	100	271
4	11930.00	64.25	74.00	-9.75	57.83	6.42	Peak	100	271
5	17895.00	43.22	54.00	-10.78	32.23	10.99	Average	100	171
6	17895.00	58.61	74.00	-15.39	47.62	10.99	Peak	100	171

Note 1: Emission Level (dBuV/m) = SA Reading (dBuV) + Factor* (dB/m)
*Factor includes antenna factor , cable loss and amplifier gain
Note 2: Margin (dB) = Emission level (dBuV/m) – Limit (dBuV/m).

Modulation	be EHT40-OFDMA	**Test Freq. (MHz)**	5965
Polarization	Vertical		

Test By :Sean Yu Temperature(℃):23 Humidity(%):63

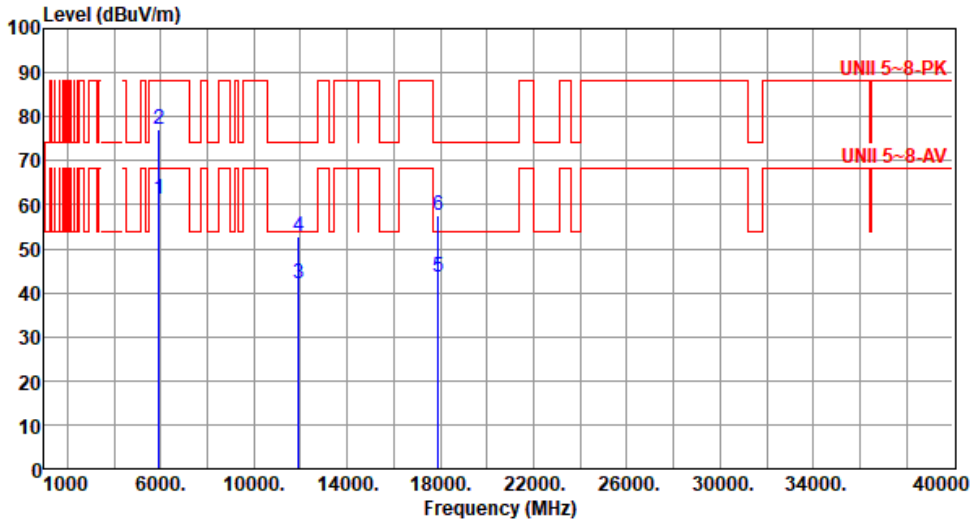

	Freq. MHz	Emission level dBuV/m	Limit dBuV/m	Margin dB	SA reading dBuV	Factor dB/m	Remark	ANT High cm	Turn Table deg
1	5925.00	61.39	68.20	-6.81	60.16	1.23	Average	100	28
2	5925.00	77.26	88.20	-10.94	76.03	1.23	Peak	100	28
3	11930.00	42.20	54.00	-11.80	35.78	6.42	Average	100	182
4	11930.00	52.65	74.00	-21.35	46.23	6.42	Peak	100	182
5	17895.00	43.47	54.00	-10.53	32.48	10.99	Average	100	231
6	17895.00	57.61	74.00	-16.39	46.62	10.99	Peak	100	231

Note 1: Emission Level (dBuV/m) = SA Reading (dBuV) + Factor* (dB/m)
*Factor includes antenna factor , cable loss and amplifier gain
Note 2: Margin (dB) = Emission level (dBuV/m) – Limit (dBuV/m).

Modulation	be EHT40-OFDMA	**Test Freq. (MHz)**	6165
Polarization	Horizontal		

Test By :Sean Yu Temperature(℃):23 Humidity(%):63

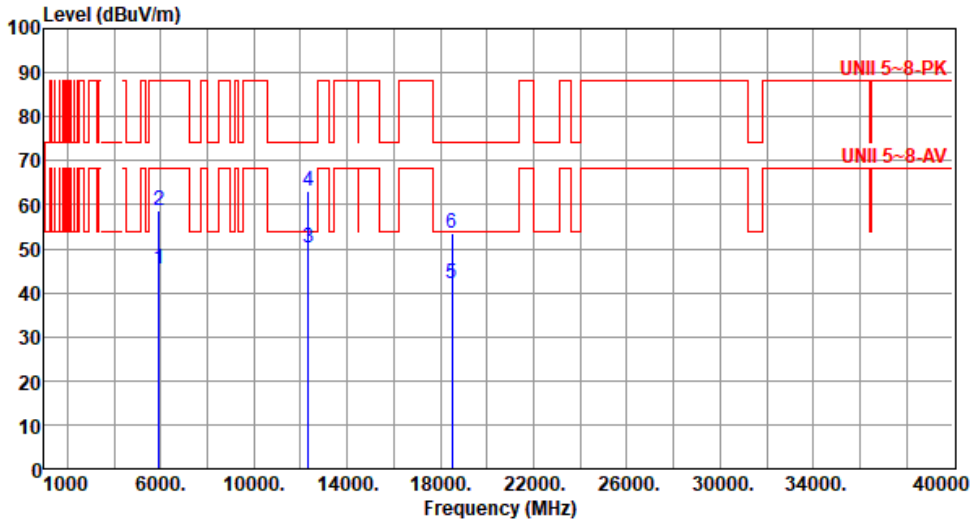

	Freq. MHz	Emission level dBuV/m	Limit dBuV/m	Margin dB	SA reading dBuV	Factor dB/m	Remark	ANT High cm	Turn Table deg
1	5925.00	45.53	68.20	-22.67	44.30	1.23	Average	100	318
2	5925.00	58.65	88.20	-29.55	57.42	1.23	Peak	100	318
3	12330.00	50.08	54.00	-3.92	43.73	6.35	Average	230	278
4	12330.00	63.16	74.00	-10.84	56.81	6.35	Peak	230	278
5	18495.00	41.94	54.00	-12.06	40.56	1.38	Average	105	283
6	18495.00	53.60	74.00	-20.40	52.22	1.38	Peak	105	283

Note 1: Emission Level (dBuV/m) = SA Reading (dBuV) + Factor* (dB/m)
*Factor includes antenna factor , cable loss and amplifier gain
Note 2: Margin (dB) = Emission level (dBuV/m) – Limit (dBuV/m).

Modulation	be EHT40-OFDMA	**Test Freq. (MHz)**	6165
Polarization	Vertical		

Test By :Sean Yu Temperature(℃):23 Humidity(%):63

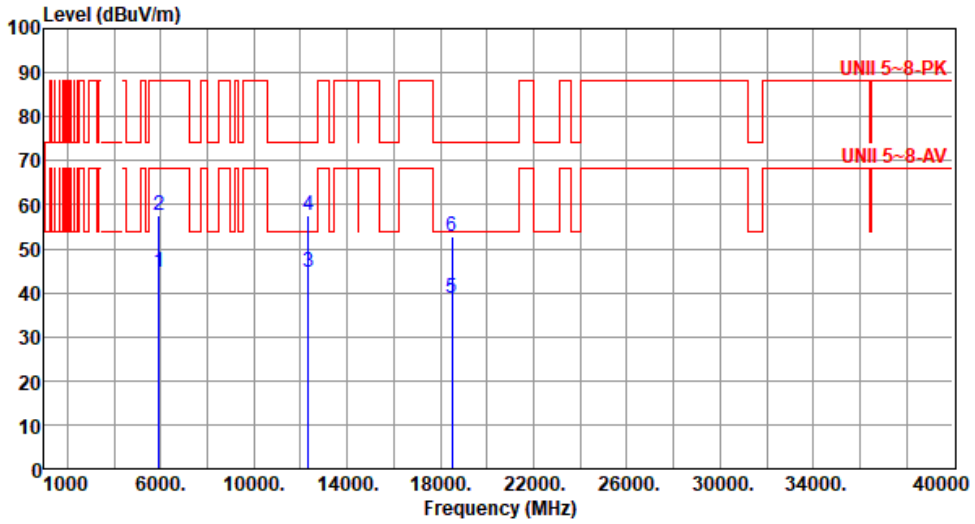

	Freq. MHz	Emission level dBuV/m	Limit dBuV/m	Margin dB	SA reading dBuV	Factor dB/m	Remark	ANT High cm	Turn Table deg
1	5925.00	44.71	68.20	-23.49	43.48	1.23	Average	100	23
2	5925.00	57.70	88.20	-30.50	56.47	1.23	Peak	100	23
3	12330.00	44.56	54.00	-9.44	38.21	6.35	Average	105	158
4	12330.00	57.74	74.00	-16.26	51.39	6.35	Peak	105	158
5	18495.00	38.84	54.00	-15.16	37.46	1.38	Average	137	2
6	18495.00	52.60	74.00	-21.40	51.22	1.38	Peak	137	2

Note 1: Emission Level (dBuV/m) = SA Reading (dBuV) + Factor* (dB/m)
*Factor includes antenna factor , cable loss and amplifier gain
Note 2: Margin (dB) = Emission level (dBuV/m) – Limit (dBuV/m).

Modulation	be EHT40-OFDMA	**Test Freq. (MHz)**	6405
Polarization	Horizontal		

Test By :Sean Yu Temperature(℃):23 Humidity(%):63

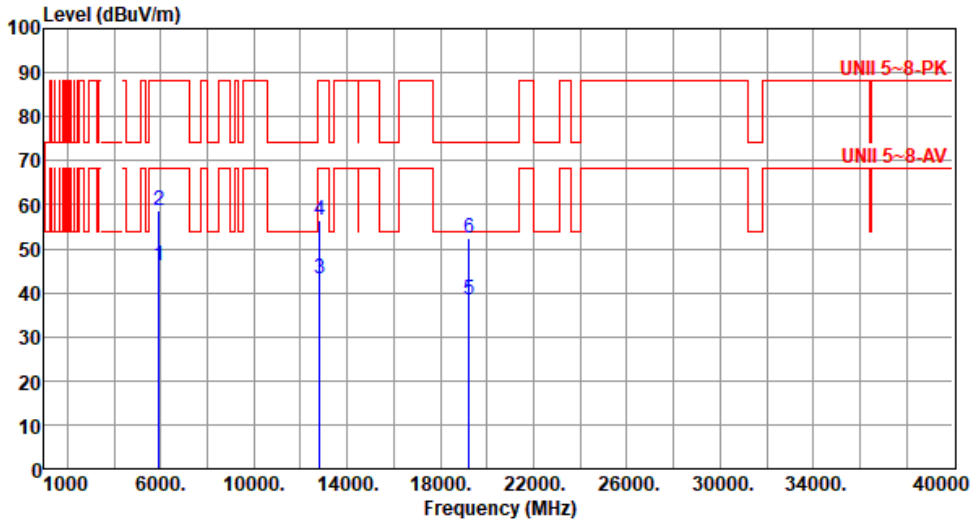

	Freq. MHz	Emission level dBuV/m	Limit dBuV/m	Margin dB	SA reading dBuV	Factor dB/m	Remark	ANT High cm	Turn Table deg
1	5925.00	46.09	68.20	-22.11	44.86	1.23	Average	102	291
2	5925.00	58.78	88.20	-29.42	57.55	1.23	Peak	102	291
3	12810.00	43.08	68.20	-25.12	36.76	6.32	Average	100	266
4	12810.00	56.54	88.20	-31.66	50.22	6.32	Peak	100	266
5	19215.00	38.28	54.00	-15.72	36.66	1.62	Average	106	263
6	19215.00	52.39	74.00	-21.61	50.77	1.62	Peak	106	263

Note 1: Emission Level (dBuV/m) = SA Reading (dBuV) + Factor* (dB/m)
*Factor includes antenna factor , cable loss and amplifier gain
Note 2: Margin (dB) = Emission level (dBuV/m) – Limit (dBuV/m).

Modulation	be EHT40-OFDMA	**Test Freq. (MHz)**	6405
Polarization	Vertical		

Test By :Sean Yu Temperature(℃):23 Humidity(%):63

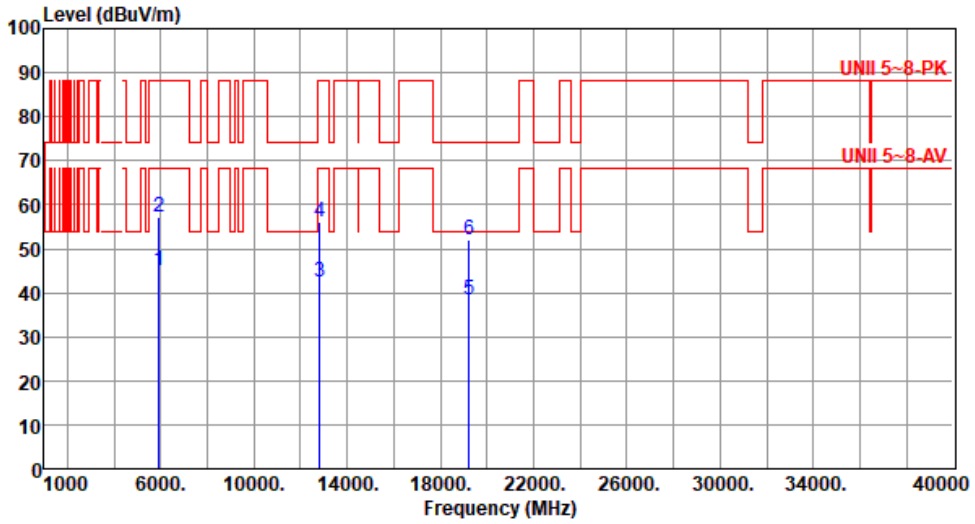

	Freq. MHz	Emission level dBuV/m	Limit dBuV/m	Margin dB	SA reading dBuV	Factor dB/m	Remark	ANT High cm	Turn Table deg
1	5925.00	44.88	68.20	-23.32	43.65	1.23	Average	100	67
2	5925.00	57.06	88.20	-31.14	55.83	1.23	Peak	100	67
3	12810.00	42.35	68.20	-25.85	36.03	6.32	Average	100	176
4	12810.00	56.09	88.20	-32.11	49.77	6.32	Peak	100	176
5	19215.00	38.20	54.00	-15.80	36.58	1.62	Average	100	330
6	19215.00	52.18	74.00	-21.82	50.56	1.62	Peak	100	330

Note 1: Emission Level (dBuV/m) = SA Reading (dBuV) + Factor* (dB/m)
*Factor includes antenna factor , cable loss and amplifier gain
Note 2: Margin (dB) = Emission level (dBuV/m) – Limit (dBuV/m).

Modulation	be EHT40-OFDMA	**Test Freq. (MHz)**	6565
Polarization	Horizontal		

Test By :Sean Yu Temperature(℃):23 Humidity(%):63

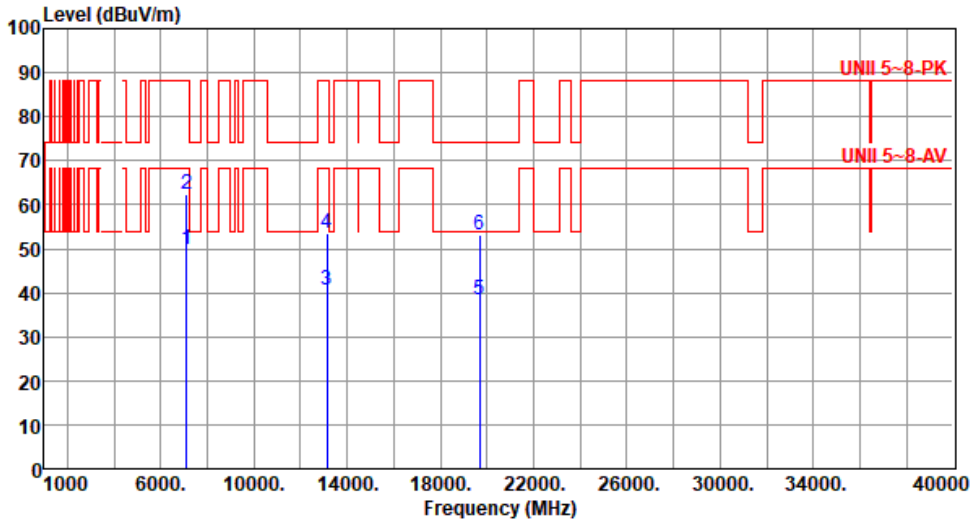

	Freq. MHz	Emission level dBuV/m	Limit dBuV/m	Margin dB	SA reading dBuV	Factor dB/m	Remark	ANT High cm	Turn Table deg
1	7125.00	49.68	68.20	-18.52	44.72	4.96	Average	100	316
2	7125.00	62.42	88.20	-25.78	57.46	4.96	Peak	100	316
3	13130.00	40.41	68.20	-27.79	34.48	5.93	Average	100	39
4	13130.00	53.55	88.20	-34.65	47.62	5.93	Peak	100	39
5	19695.00	38.41	54.00	-15.59	36.47	1.94	Average	100	63
6	19695.00	53.17	74.00	-20.83	51.23	1.94	Peak	100	63

Note 1: Emission Level (dBuV/m) = SA Reading (dBuV) + Factor* (dB/m)
*Factor includes antenna factor , cable loss and amplifier gain
Note 2: Margin (dB) = Emission level (dBuV/m) – Limit (dBuV/m).

Modulation	be EHT40-OFDMA	**Test Freq. (MHz)**	6565
Polarization	Vertical		

Test By :Sean Yu Temperature(℃):23 Humidity(%):63

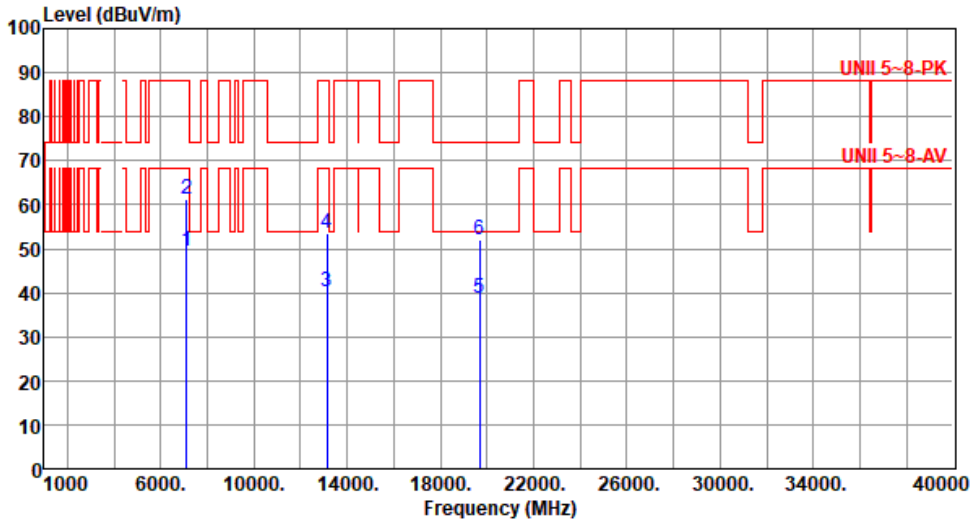

	Freq. MHz	Emission level dBuV/m	Limit dBuV/m	Margin dB	SA reading dBuV	Factor dB/m	Remark	ANT High cm	Turn Table deg
1	7125.00	49.34	68.20	-18.86	44.38	4.96	Average	100	65
2	7125.00	61.43	88.20	-26.77	56.47	4.96	Peak	100	65
3	13130.00	40.34	68.20	-27.86	34.41	5.93	Average	100	57
4	13130.00	53.52	88.20	-34.68	47.59	5.93	Peak	100	57
5	19695.00	38.73	54.00	-15.27	36.79	1.94	Average	100	107
6	19695.00	51.97	74.00	-22.03	50.03	1.94	Peak	100	107

Note 1: Emission Level (dBuV/m) = SA Reading (dBuV) + Factor* (dB/m)
*Factor includes antenna factor , cable loss and amplifier gain
Note 2: Margin (dB) = Emission level (dBuV/m) – Limit (dBuV/m).

Modulation	be EHT40-OFDMA	**Test Freq. (MHz)**	6725
Polarization	Horizontal		

Test By :Sean Yu Temperature(℃):23 Humidity(%):63

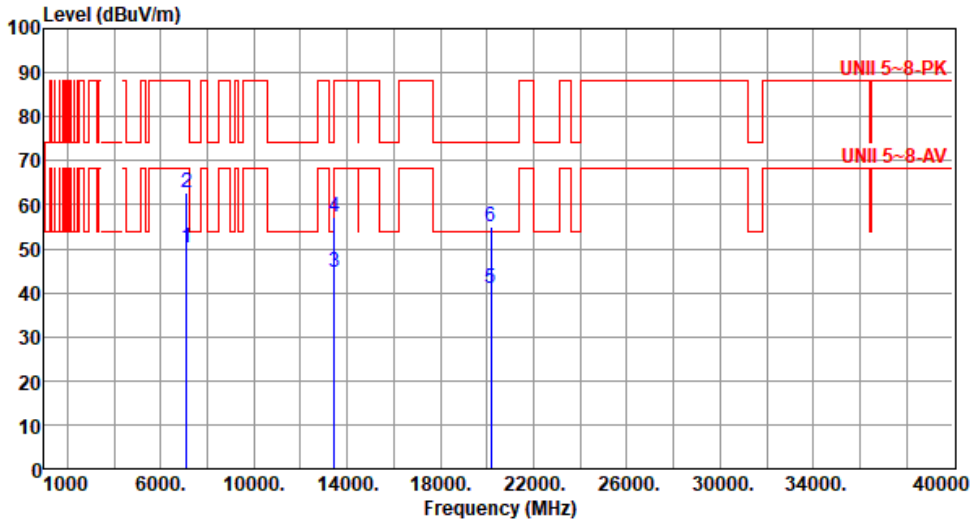

	Freq. MHz	Emission level dBuV/m	Limit dBuV/m	Margin dB	SA reading dBuV	Factor dB/m	Remark	ANT High cm	Turn Table deg
1	7125.00	50.24	68.20	-17.96	45.28	4.96	Average	100	320
2	7125.00	62.68	88.20	-25.52	57.72	4.96	Peak	100	320
3	13450.00	44.78	68.20	-23.42	38.62	6.16	Average	100	241
4	13450.00	57.19	88.20	-31.01	51.03	6.16	Peak	100	241
5	20175.00	41.09	54.00	-12.91	38.68	2.41	Average	100	173
6	20175.00	54.90	74.00	-19.10	52.49	2.41	Peak	100	173

Note 1: Emission Level (dBuV/m) = SA Reading (dBuV) + Factor* (dB/m)
*Factor includes antenna factor , cable loss and amplifier gain
Note 2: Margin (dB) = Emission level (dBuV/m) – Limit (dBuV/m).

Modulation	be EHT40-OFDMA	**Test Freq. (MHz)**	6725
Polarization	Vertical		

Test By :Sean Yu Temperature(℃):23 Humidity(%):63

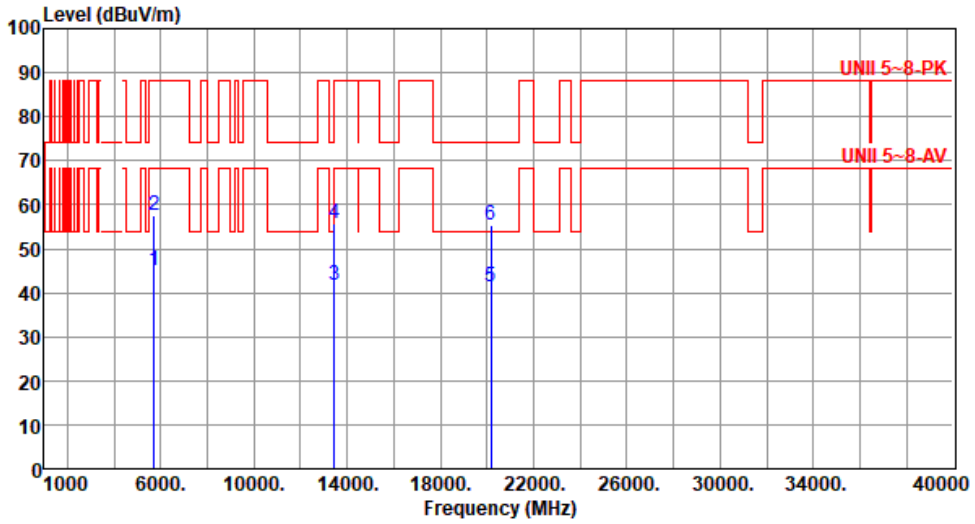

	Freq. MHz	Emission level dBuV/m	Limit dBuV/m	Margin dB	SA reading dBuV	Factor dB/m	Remark	ANT High cm	Turn Table deg
1	5725.00	45.14	68.20	-23.06	44.41	0.73	Average	100	63
2	5725.00	57.61	88.20	-30.59	56.88	0.73	Peak	100	63
3	13450.00	41.65	68.20	-26.55	35.49	6.16	Average	100	186
4	13450.00	55.62	88.20	-32.58	49.46	6.16	Peak	100	186
5	20175.00	41.17	54.00	-12.83	38.76	2.41	Average	100	352
6	20175.00	55.27	74.00	-18.73	52.86	2.41	Peak	100	352

Note 1: Emission Level (dBuV/m) = SA Reading (dBuV) + Factor* (dB/m)
*Factor includes antenna factor , cable loss and amplifier gain
Note 2: Margin (dB) = Emission level (dBuV/m) – Limit (dBuV/m).

Modulation	be EHT40-OFDMA	**Test Freq. (MHz)**	6845
Polarization	Horizontal		

Test By :Sean Yu Temperature(℃):23 Humidity(%):63

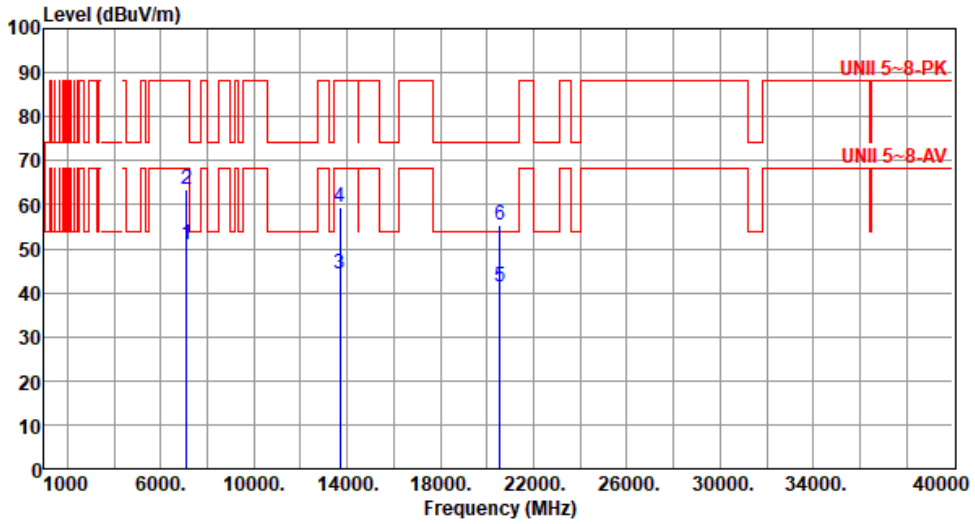

	Freq. MHz	Emission level dBuV/m	Limit dBuV/m	Margin dB	SA reading dBuV	Factor dB/m	Remark	ANT High cm	Turn Table deg
1	7125.00	50.82	68.20	-17.38	45.86	4.96	Average	100	304
2	7125.00	63.60	88.20	-24.60	58.64	4.96	Peak	100	304
3	13690.00	44.12	68.20	-24.08	37.89	6.23	Average	201	263
4	13690.00	59.46	88.20	-28.74	53.23	6.23	Peak	201	263
5	20535.00	41.32	54.00	-12.68	38.46	2.86	Average	100	321
6	20535.00	55.29	74.00	-18.71	52.43	2.86	Peak	100	321

Note 1: Emission Level (dBuV/m) = SA Reading (dBuV) + Factor* (dB/m)
*Factor includes antenna factor , cable loss and amplifier gain
Note 2: Margin (dB) = Emission level (dBuV/m) – Limit (dBuV/m).

Modulation	be EHT40-OFDMA	**Test Freq. (MHz)**	6845
Polarization	Vertical		

Test By :Sean Yu Temperature(℃):23 Humidity(%):63

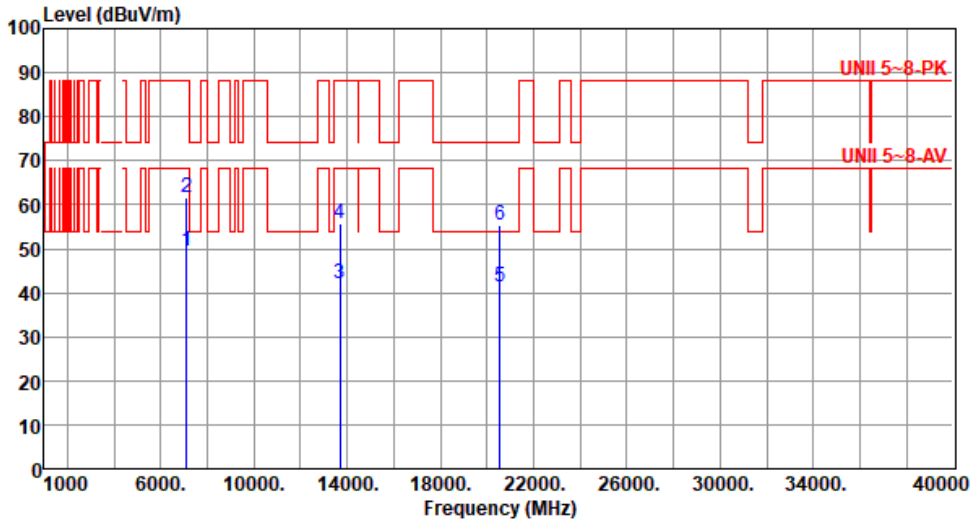

	Freq. MHz	Emission level dBuV/m	Limit dBuV/m	Margin dB	SA reading dBuV	Factor dB/m	Remark	ANT High cm	Turn Table deg
1	7125.00	49.50	68.20	-18.70	44.54	4.96	Average	100	11
2	7125.00	61.60	88.20	-26.60	56.64	4.96	Peak	100	11
3	13690.00	42.21	68.20	-25.99	35.98	6.23	Average	100	314
4	13690.00	55.89	88.20	-32.31	49.66	6.23	Peak	100	314
5	20535.00	41.33	54.00	-12.67	38.47	2.86	Average	100	23
6	20535.00	55.33	74.00	-18.67	52.47	2.86	Peak	100	23

Note 1: Emission Level (dBuV/m) = SA Reading (dBuV) + Factor* (dB/m)
*Factor includes antenna factor , cable loss and amplifier gain
Note 2: Margin (dB) = Emission level (dBuV/m) – Limit (dBuV/m).

Unwanted Emissions (Above 1GHz) for be EHT80-OFDMA

Modulation	be EHT80-OFDMA	**Test Freq. (MHz)**	5985
Polarization	Horizontal		

Test By :Sean Yu Temperature(℃):23 Humidity(%):63

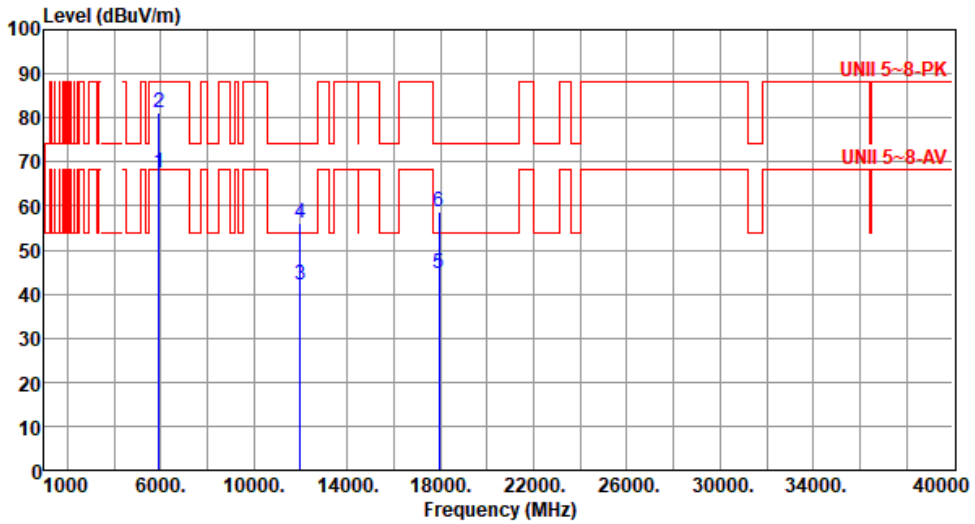

	Freq. MHz	Emission level dBuV/m	Limit dBuV/m	Margin dB	SA reading dBuV	Factor dB/m	Remark	ANT High cm	Turn Table deg
1	5925.00	67.37	68.20	-0.83	66.14	1.23	Average	100	301
2	5925.00	81.12	88.20	-7.08	79.89	1.23	Peak	100	301
3	11970.00	42.07	54.00	-11.93	35.61	6.46	Average	100	178
4	11970.00	56.11	74.00	-17.89	49.65	6.46	Peak	100	178
5	17955.00	44.60	54.00	-9.40	32.48	12.12	Average	100	208
6	17955.00	58.76	74.00	-15.24	46.64	12.12	Peak	100	208

Note 1: Emission Level (dBuV/m) = SA Reading (dBuV) + Factor* (dB/m)
*Factor includes antenna factor , cable loss and amplifier gain
Note 2: Margin (dB) = Emission level (dBuV/m) – Limit (dBuV/m).

Modulation	be EHT80-OFDMA	**Test Freq. (MHz)**	5985
Polarization	Vertical		

Test By :Sean Yu Temperature(℃):23 Humidity(%):63

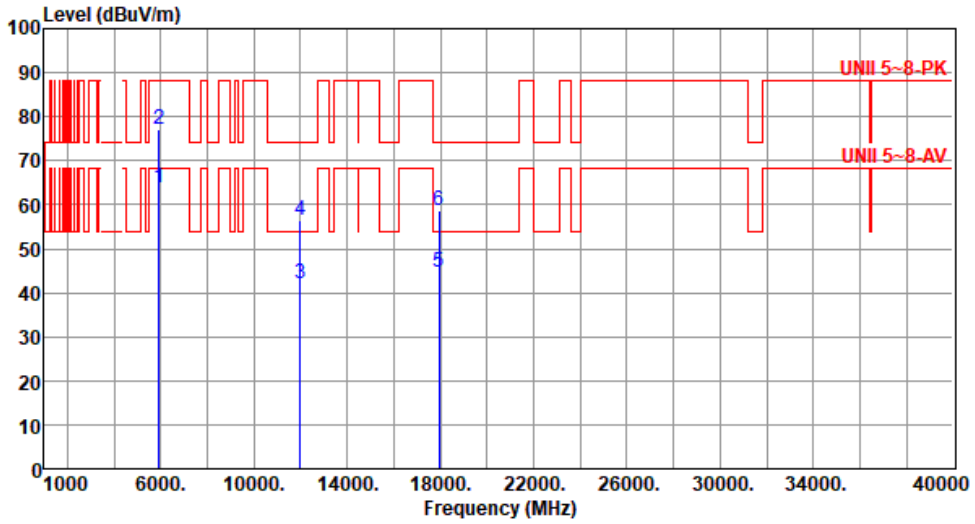

	Freq. MHz	Emission level dBuV/m	Limit dBuV/m	Margin dB	SA reading dBuV	Factor dB/m	Remark	ANT High cm	Turn Table deg
1	5925.00	63.81	68.20	-4.39	62.58	1.23	Average	100	27
2	5925.00	77.17	88.20	-11.03	75.94	1.23	Peak	100	27
3	11970.00	42.03	54.00	-11.97	35.57	6.46	Average	100	203
4	11970.00	56.34	74.00	-17.66	49.88	6.46	Peak	100	203
5	17955.00	44.53	54.00	-9.47	32.41	12.12	Average	100	175
6	17955.00	58.50	74.00	-15.50	46.38	12.12	Peak	100	175

Note 1: Emission Level (dBuV/m) = SA Reading (dBuV) + Factor* (dB/m)
*Factor includes antenna factor , cable loss and amplifier gain
Note 2: Margin (dB) = Emission level (dBuV/m) – Limit (dBuV/m).

Modulation	be EHT80-OFDMA	**Test Freq. (MHz)**	6145
Polarization	Horizontal		

Test By :Sean Yu Temperature(℃):23 Humidity(%):63

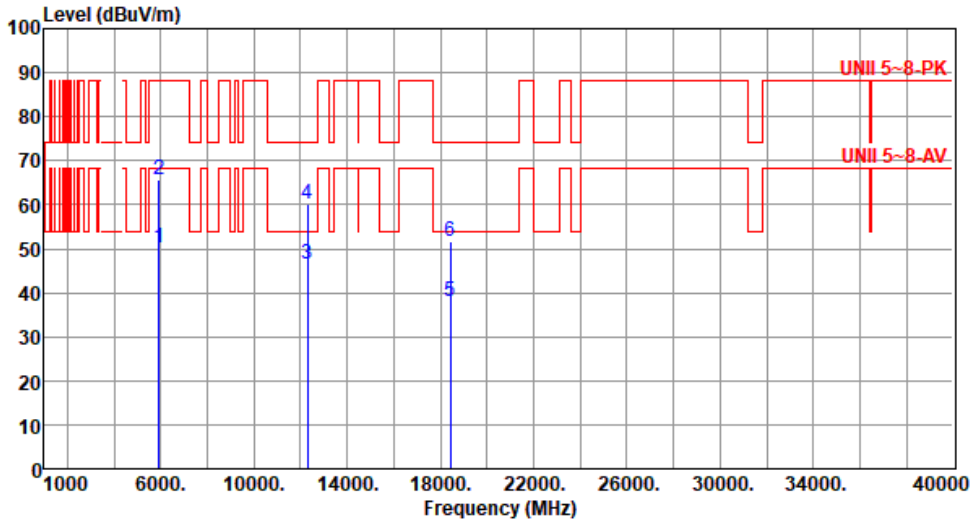

	Freq. MHz	Emission level dBuV/m	Limit dBuV/m	Margin dB	SA reading dBuV	Factor dB/m	Remark	ANT High cm	Turn Table deg
1	5925.00	50.34	68.20	-17.86	49.11	1.23	Average	100	303
2	5925.00	65.54	88.20	-22.66	64.31	1.23	Peak	100	303
3	12290.00	46.38	54.00	-7.62	40.00	6.38	Average	275	277
4	12290.00	60.31	74.00	-13.69	53.93	6.38	Peak	275	277
5	18435.00	37.90	54.00	-16.10	36.51	1.39	Average	100	176
6	18435.00	51.82	74.00	-22.18	50.43	1.39	Peak	100	176

Note 1: Emission Level (dBuV/m) = SA Reading (dBuV) + Factor* (dB/m)
*Factor includes antenna factor , cable loss and amplifier gain
Note 2: Margin (dB) = Emission level (dBuV/m) – Limit (dBuV/m).

Modulation	be EHT80-OFDMA	**Test Freq. (MHz)**	6145
Polarization	Vertical		

Test By :Sean Yu Temperature(℃):23 Humidity(%):63

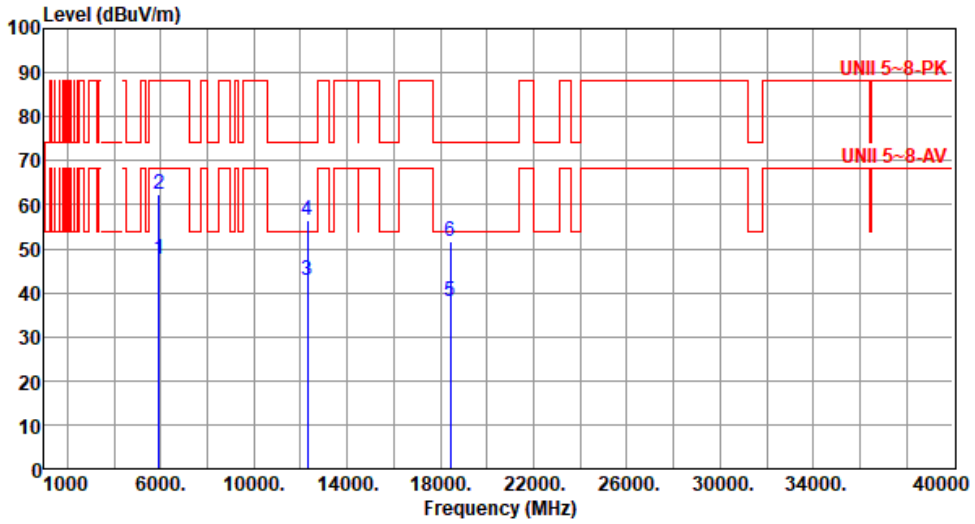

	Freq. MHz	Emission level dBuV/m	Limit dBuV/m	Margin dB	SA reading dBuV	Factor dB/m	Remark	ANT High cm	Turn Table deg
1	5925.00	47.51	68.20	-20.69	46.28	1.23	Average	100	27
2	5925.00	62.43	88.20	-25.77	61.20	1.23	Peak	100	27
3	12290.00	42.74	54.00	-11.26	36.36	6.38	Average	107	157
4	12290.00	56.56	74.00	-17.44	50.18	6.38	Peak	107	157
5	18435.00	37.89	54.00	-16.11	36.50	1.39	Average	100	231
6	18435.00	51.77	74.00	-22.23	50.38	1.39	Peak	100	231

Note 1: Emission Level (dBuV/m) = SA Reading (dBuV) + Factor* (dB/m)
*Factor includes antenna factor , cable loss and amplifier gain
Note 2: Margin (dB) = Emission level (dBuV/m) – Limit (dBuV/m).

Modulation	be EHT80-OFDMA	**Test Freq. (MHz)**	6385
Polarization	Horizontal		

Test By :Sean Yu Temperature(℃):23 Humidity(%):63

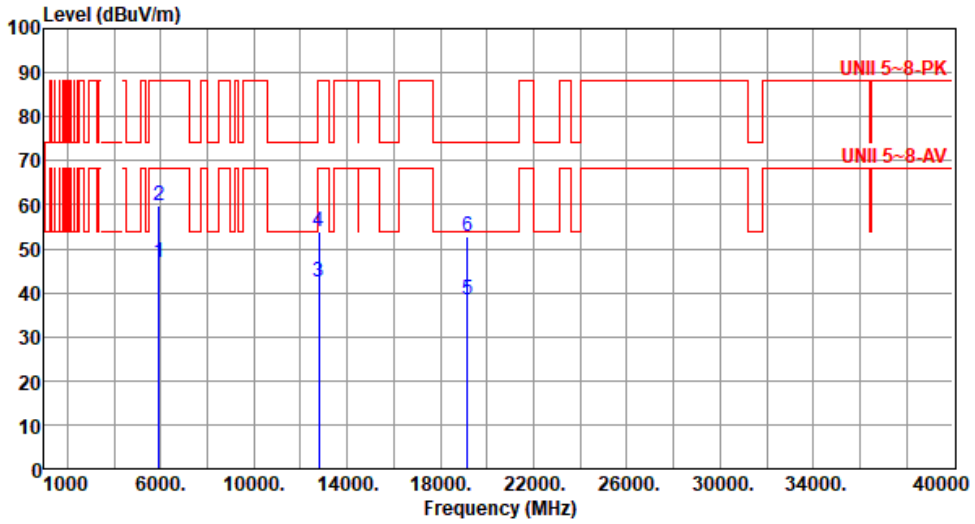

	Freq. MHz	Emission level dBuV/m	Limit dBuV/m	Margin dB	SA reading dBuV	Factor dB/m	Remark	ANT High cm	Turn Table deg
1	5925.00	46.91	68.20	-21.29	45.68	1.23	Average	100	300
2	5925.00	59.90	88.20	-28.30	58.67	1.23	Peak	100	300
3	12770.00	42.50	68.20	-25.70	36.23	6.27	Average	100	177
4	12770.00	53.91	88.20	-34.29	47.64	6.27	Peak	100	177
5	19155.00	38.49	54.00	-15.51	36.84	1.65	Average	100	203
6	19155.00	52.68	74.00	-21.32	51.03	1.65	Peak	100	203

Note 1: Emission Level (dBuV/m) = SA Reading (dBuV) + Factor* (dB/m)
*Factor includes antenna factor , cable loss and amplifier gain
Note 2: Margin (dB) = Emission level (dBuV/m) – Limit (dBuV/m).

Modulation	be EHT80-OFDMA	**Test Freq. (MHz)**	6385
Polarization	Vertical		

Test By :Sean Yu Temperature(℃):23 Humidity(%):63

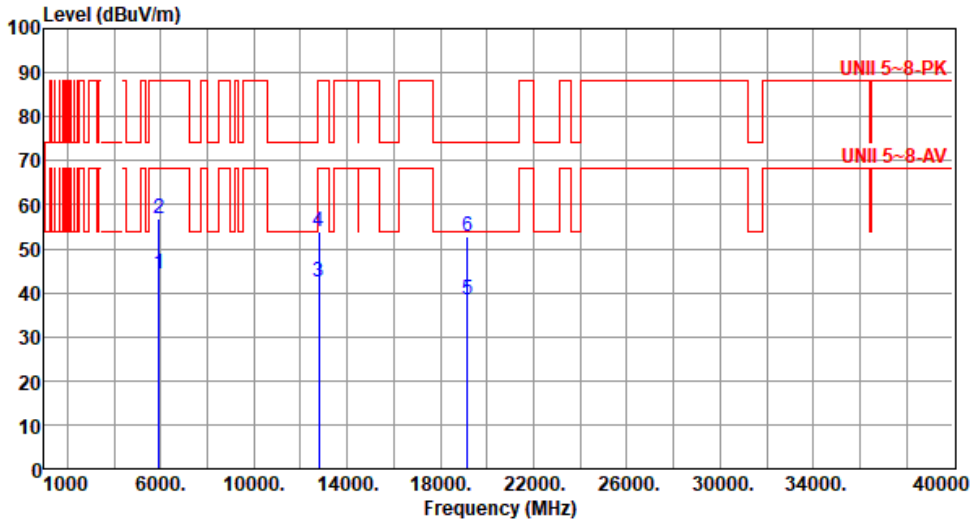

	Freq. MHz	Emission level dBuV/m	Limit dBuV/m	Margin dB	SA reading dBuV	Factor dB/m	Remark	ANT High cm	Turn Table deg
1	5925.00	44.36	68.20	-23.84	43.13	1.23	Average	100	23
2	5925.00	56.99	88.20	-31.21	55.76	1.23	Peak	100	23
3	12770.00	42.46	68.20	-25.74	36.19	6.27	Average	100	214
4	12770.00	53.78	88.20	-34.42	47.51	6.27	Peak	100	214
5	19155.00	38.42	54.00	-15.58	36.77	1.65	Average	100	276
6	19155.00	52.81	74.00	-21.19	51.16	1.65	Peak	100	276

Note 1: Emission Level (dBuV/m) = SA Reading (dBuV) + Factor* (dB/m)
*Factor includes antenna factor , cable loss and amplifier gain
Note 2: Margin (dB) = Emission level (dBuV/m) – Limit (dBuV/m).

Modulation	be EHT80-OFDMA	**Test Freq. (MHz)**	6625
Polarization	Horizontal		

Test By :Sean Yu Temperature(℃):23 Humidity(%):63

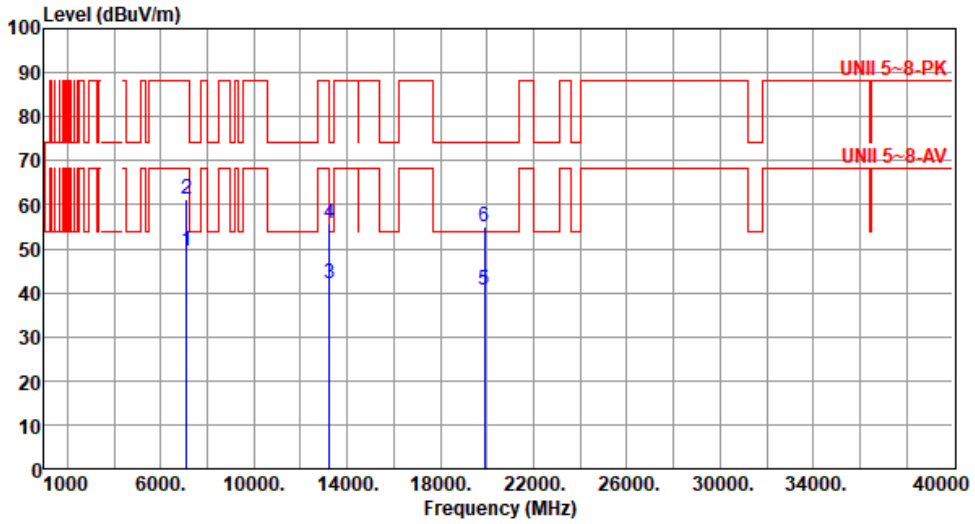

	Freq. MHz	Emission level dBuV/m	Limit dBuV/m	Margin dB	SA reading dBuV	Factor dB/m	Remark	ANT High cm	Turn Table deg
1	7125.00	49.32	68.20	-18.88	44.36	4.96	Average	100	320
2	7125.00	61.34	88.20	-26.86	56.38	4.96	Peak	100	320
3	13250.00	42.22	54.00	-11.78	36.42	5.80	Average	100	177
4	13250.00	55.83	74.00	-18.17	50.03	5.80	Peak	100	177
5	19875.00	40.64	54.00	-13.36	38.50	2.14	Average	100	203
6	19875.00	54.99	74.00	-19.01	52.85	2.14	Peak	100	203

Note 1: Emission Level (dBuV/m) = SA Reading (dBuV) + Factor* (dB/m)
*Factor includes antenna factor , cable loss and amplifier gain
Note 2: Margin (dB) = Emission level (dBuV/m) – Limit (dBuV/m).

Modulation	be EHT80-OFDMA	**Test Freq. (MHz)**	6625
Polarization	Vertical		

Test By :Sean Yu Temperature(℃):23 Humidity(%):63

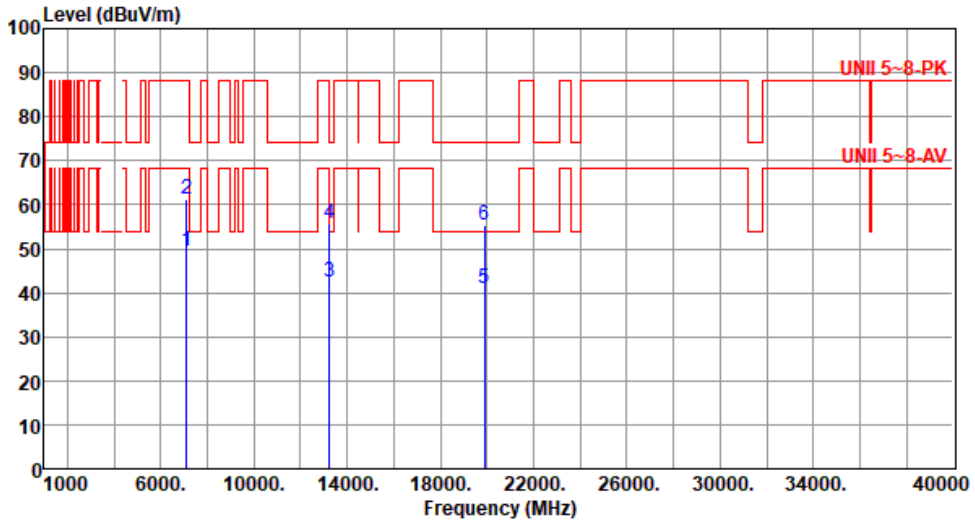

	Freq. MHz	Emission level dBuV/m	Limit dBuV/m	Margin dB	SA reading dBuV	Factor dB/m	Remark	ANT High cm	Turn Table deg
1	7125.00	49.29	68.20	-18.91	44.33	4.96	Average	100	72
2	7125.00	61.25	88.20	-26.95	56.29	4.96	Peak	100	72
3	13250.00	42.28	54.00	-11.72	36.48	5.80	Average	100	58
4	13250.00	55.87	74.00	-18.13	50.07	5.80	Peak	100	58
5	19875.00	40.91	54.00	-13.09	38.77	2.14	Average	100	214
6	19875.00	55.27	74.00	-18.73	53.13	2.14	Peak	100	214

Note 1: Emission Level (dBuV/m) = SA Reading (dBuV) + Factor* (dB/m)
*Factor includes antenna factor , cable loss and amplifier gain
Note 2: Margin (dB) = Emission level (dBuV/m) – Limit (dBuV/m).

Modulation	be EHT80-OFDMA	**Test Freq. (MHz)**	6705
Polarization	Horizontal		

Test By :Sean Yu Temperature(℃):23 Humidity(%):63

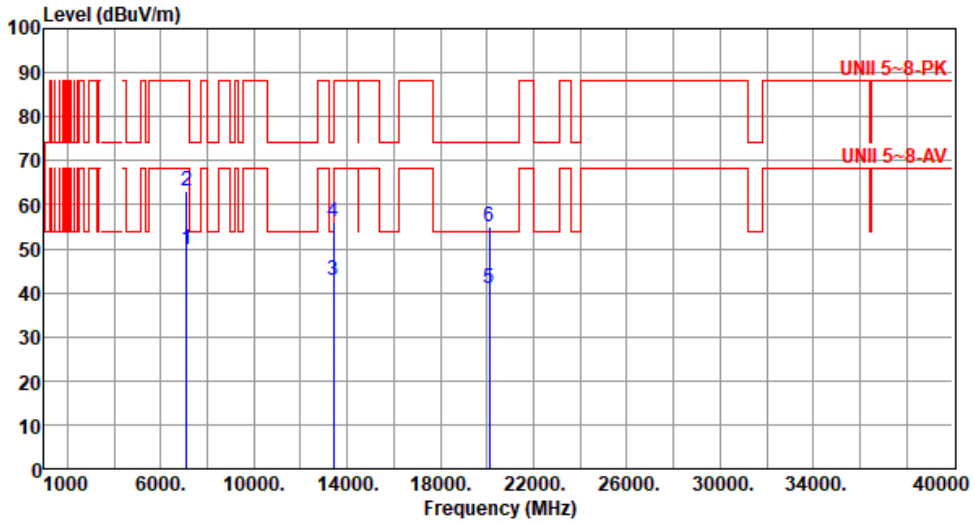

	Freq. MHz	Emission level dBuV/m	Limit dBuV/m	Margin dB	SA reading dBuV	Factor dB/m	Remark	ANT High cm	Turn Table deg
1	7125.00	49.84	68.20	-18.36	44.88	4.96	Average	100	318
2	7125.00	63.09	88.20	-25.11	58.13	4.96	Peak	100	318
3	13410.00	42.64	68.20	-25.56	36.47	6.17	Average	100	331
4	13410.00	56.16	88.20	-32.04	49.99	6.17	Peak	100	331
5	20115.00	41.01	54.00	-12.99	38.64	2.37	Average	100	243
6	20115.00	55.03	74.00	-18.97	52.66	2.37	Peak	100	243

Note 1: Emission Level (dBuV/m) = SA Reading (dBuV) + Factor* (dB/m)
*Factor includes antenna factor , cable loss and amplifier gain
Note 2: Margin (dB) = Emission level (dBuV/m) – Limit (dBuV/m).

Modulation	be EHT80-OFDMA	**Test Freq. (MHz)**	6705
Polarization	Vertical		

Test By :Sean Yu Temperature(℃):23 Humidity(%):63

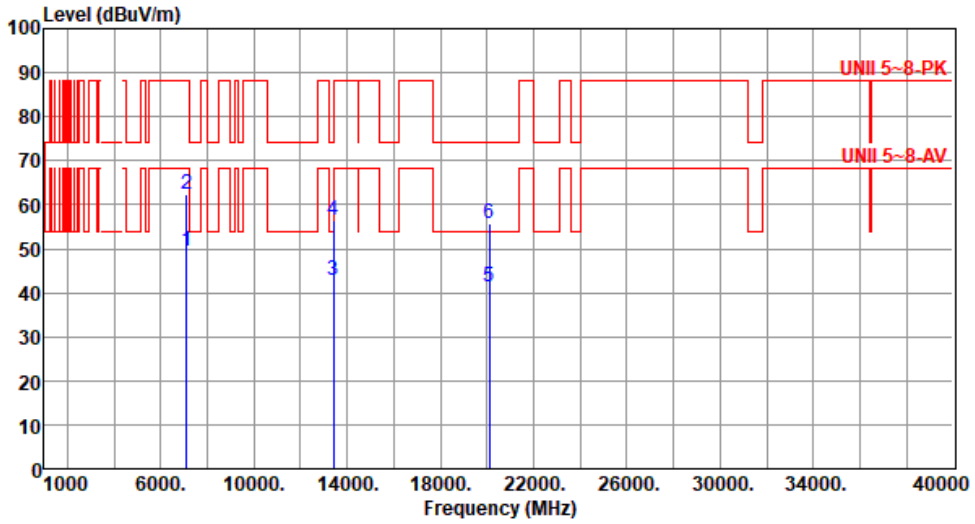

	Freq. MHz	Emission level dBuV/m	Limit dBuV/m	Margin dB	SA reading dBuV	Factor dB/m	Remark	ANT High cm	Turn Table deg
1	7125.00	49.61	68.20	-18.59	44.65	4.96	Average	100	66
2	7125.00	62.34	88.20	-25.86	57.38	4.96	Peak	100	66
3	13410.00	42.76	68.20	-25.44	36.59	6.17	Average	100	166
4	13410.00	56.40	88.20	-31.80	50.23	6.17	Peak	100	166
5	20115.00	41.49	54.00	-12.51	39.12	2.37	Average	100	201
6	20115.00	55.63	74.00	-18.37	53.26	2.37	Peak	100	201

Note 1: Emission Level (dBuV/m) = SA Reading (dBuV) + Factor* (dB/m)
*Factor includes antenna factor , cable loss and amplifier gain
Note 2: Margin (dB) = Emission level (dBuV/m) – Limit (dBuV/m).

Modulation	be EHT80-OFDMA	**Test Freq. (MHz)**	6785
Polarization	Horizontal		

Test By :Sean Yu Temperature(℃):23 Humidity(%):63

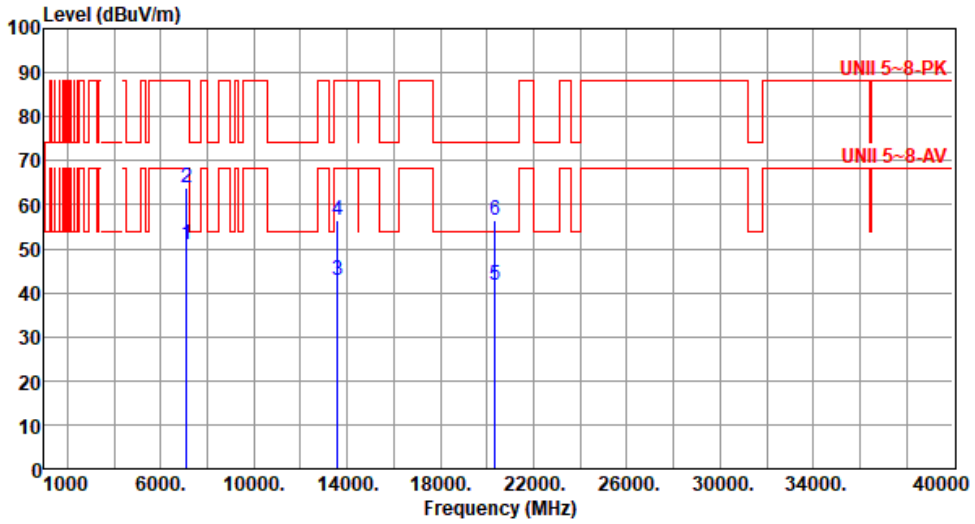

	Freq. MHz	Emission level dBuV/m	Limit dBuV/m	Margin dB	SA reading dBuV	Factor dB/m	Remark	ANT High cm	Turn Table deg
1	7125.00	50.82	68.20	-17.38	45.86	4.96	Average	100	297
2	7125.00	63.72	88.20	-24.48	58.76	4.96	Peak	100	297
3	13570.00	42.97	68.20	-25.23	36.79	6.18	Average	100	351
4	13570.00	56.64	88.20	-31.56	50.46	6.18	Peak	100	351
5	20355.00	41.87	54.00	-12.13	39.26	2.61	Average	100	227
6	20355.00	56.35	74.00	-17.65	53.74	2.61	Peak	100	227

Note 1: Emission Level (dBuV/m) = SA Reading (dBuV) + Factor* (dB/m)
*Factor includes antenna factor , cable loss and amplifier gain
Note 2: Margin (dB) = Emission level (dBuV/m) – Limit (dBuV/m).

Modulation	be EHT80-OFDMA	**Test Freq. (MHz)**	6785
Polarization	Vertical		

Test By :Sean Yu Temperature(℃):23 Humidity(%):63

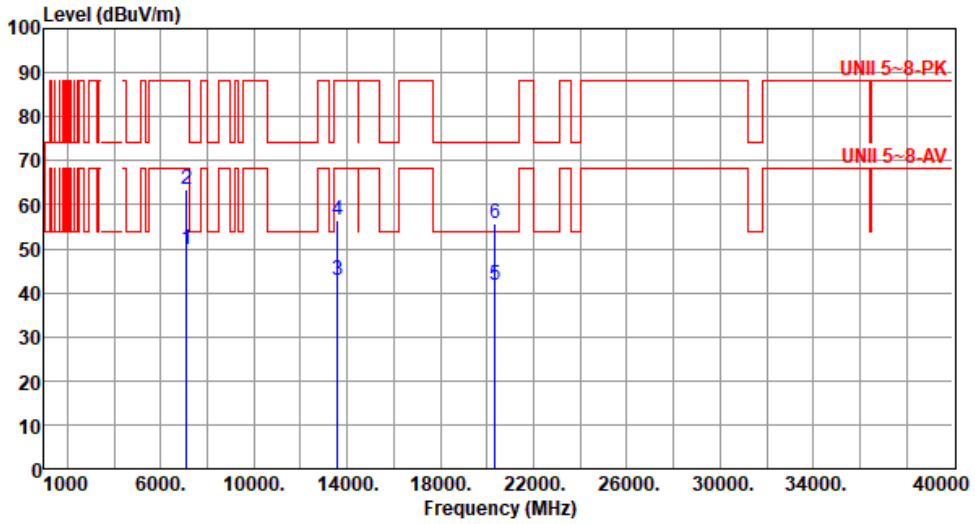

	Freq. MHz	Emission level dBuV/m	Limit dBuV/m	Margin dB	SA reading dBuV	Factor dB/m	Remark	ANT High cm	Turn Table deg
1	7125.00	49.89	68.20	-18.31	44.93	4.96	Average	100	9
2	7125.00	63.32	88.20	-24.88	58.36	4.96	Peak	100	9
3	13570.00	42.76	68.20	-25.44	36.58	6.18	Average	100	106
4	13570.00	56.39	88.20	-31.81	50.21	6.18	Peak	100	106
5	20355.00	41.87	54.00	-12.13	39.26	2.61	Average	100	14
6	20355.00	55.78	74.00	-18.22	53.17	2.61	Peak	100	14

Note 1: Emission Level (dBuV/m) = SA Reading (dBuV) + Factor* (dB/m)
*Factor includes antenna factor , cable loss and amplifier gain
Note 2: Margin (dB) = Emission level (dBuV/m) – Limit (dBuV/m).

Unwanted Emissions (Above 1GHz) for be EHT160-OFDMA

Modulation	be EHT160-OFDMA	**Test Freq. (MHz)**	6025
Polarization	Horizontal		

Test By :Sean Yu Temperature(℃):23 Humidity(%):63

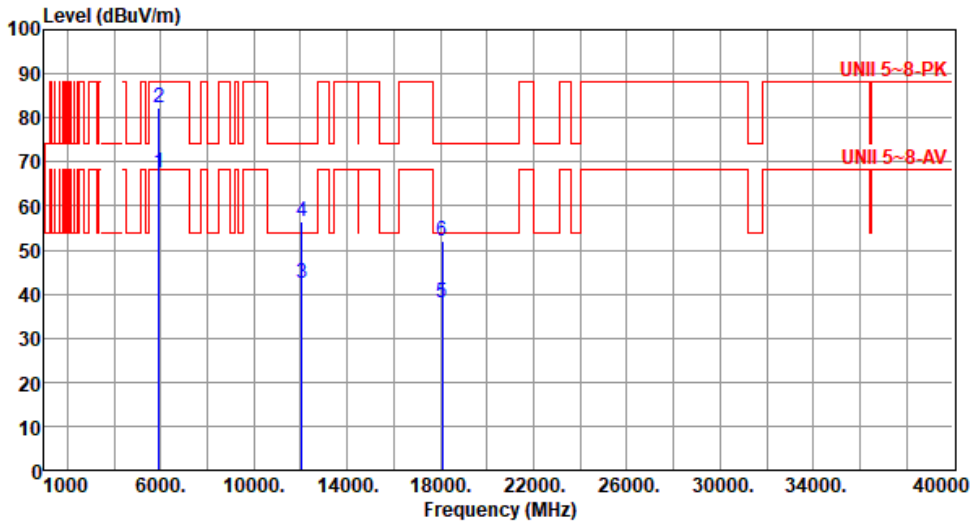

	Freq. MHz	Emission level dBuV/m	Limit dBuV/m	Margin dB	SA reading dBuV	Factor dB/m	Remark	ANT High cm	Turn Table deg
1	5925.00	67.53	68.20	-0.67	66.30	1.23	Average	109	303
2	5925.00	82.35	88.20	-5.85	81.12	1.23	Peak	109	303
3	12050.00	42.58	54.00	-11.42	35.88	6.70	Average	100	171
4	12050.00	56.56	74.00	-17.44	49.86	6.70	Peak	100	171
5	18075.00	38.00	54.00	-16.00	36.57	1.43	Average	100	203
6	18075.00	51.89	74.00	-22.11	50.46	1.43	Peak	100	203

Note 1: Emission Level (dBuV/m) = SA Reading (dBuV) + Factor* (dB/m)
*Factor includes antenna factor , cable loss and amplifier gain
Note 2: Margin (dB) = Emission level (dBuV/m) – Limit (dBuV/m).

Modulation	be EHT160-OFDMA	**Test Freq. (MHz)**	6025
Polarization	Vertical		

Test By :Sean Yu Temperature(℃):23 Humidity(%):63

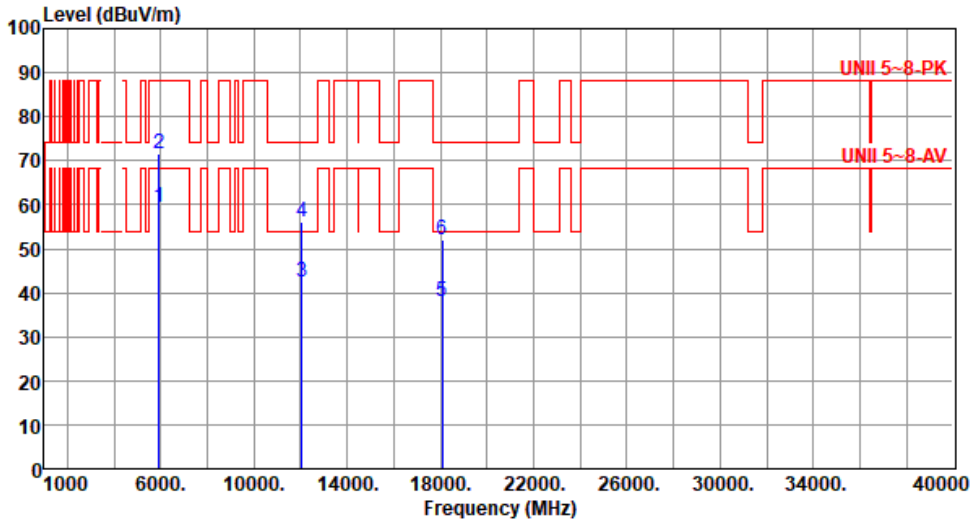

	Freq. MHz	Emission level dBuV/m	Limit dBuV/m	Margin dB	SA reading dBuV	Factor dB/m	Remark	ANT High cm	Turn Table deg
1	5925.00	59.50	68.20	-8.70	58.27	1.23	Average	109	29
2	5925.00	71.50	88.20	-16.70	70.27	1.23	Peak	109	29
3	12050.00	42.47	54.00	-11.53	35.77	6.70	Average	100	262
4	12050.00	56.17	74.00	-17.83	49.47	6.70	Peak	100	262
5	18075.00	38.15	54.00	-15.85	36.72	1.43	Average	100	170
6	18075.00	52.05	74.00	-21.95	50.62	1.43	Peak	100	170

Note 1: Emission Level (dBuV/m) = SA Reading (dBuV) + Factor* (dB/m)
*Factor includes antenna factor , cable loss and amplifier gain
Note 2: Margin (dB) = Emission level (dBuV/m) – Limit (dBuV/m).

Modulation	be EHT160-OFDMA	**Test Freq. (MHz)**	6185
Polarization	Horizontal		

Test By :Sean Yu Temperature(℃):23 Humidity(%):63

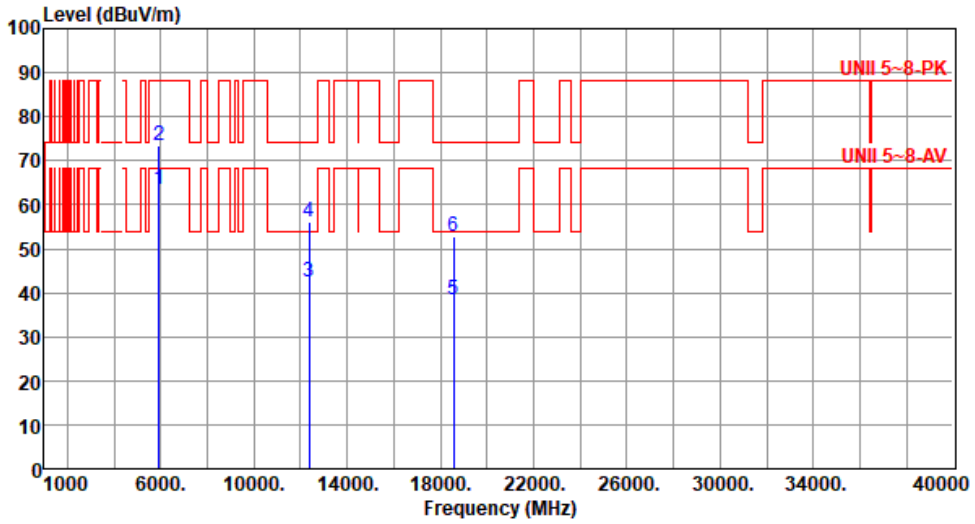

	Freq. MHz	Emission level dBuV/m	Limit dBuV/m	Margin dB	SA reading dBuV	Factor dB/m	Remark	ANT High cm	Turn Table deg
1	5925.00	63.40	68.20	-4.80	62.17	1.23	Average	100	295
2	5925.00	73.28	88.20	-14.92	72.05	1.23	Peak	100	295
3	12370.00	42.44	54.00	-11.56	36.12	6.32	Average	100	177
4	12370.00	56.21	74.00	-17.79	49.89	6.32	Peak	100	177
5	18555.00	38.36	54.00	-15.64	36.94	1.42	Average	100	203
6	18555.00	52.85	74.00	-21.15	51.43	1.42	Peak	100	203

Note 1: Emission Level (dBuV/m) = SA Reading (dBuV) + Factor* (dB/m)
*Factor includes antenna factor , cable loss and amplifier gain
Note 2: Margin (dB) = Emission level (dBuV/m) – Limit (dBuV/m).

Modulation	be EHT160-OFDMA	**Test Freq. (MHz)**	6185
Polarization	Vertical		

Test By :Sean Yu Temperature(℃):23 Humidity(%):63

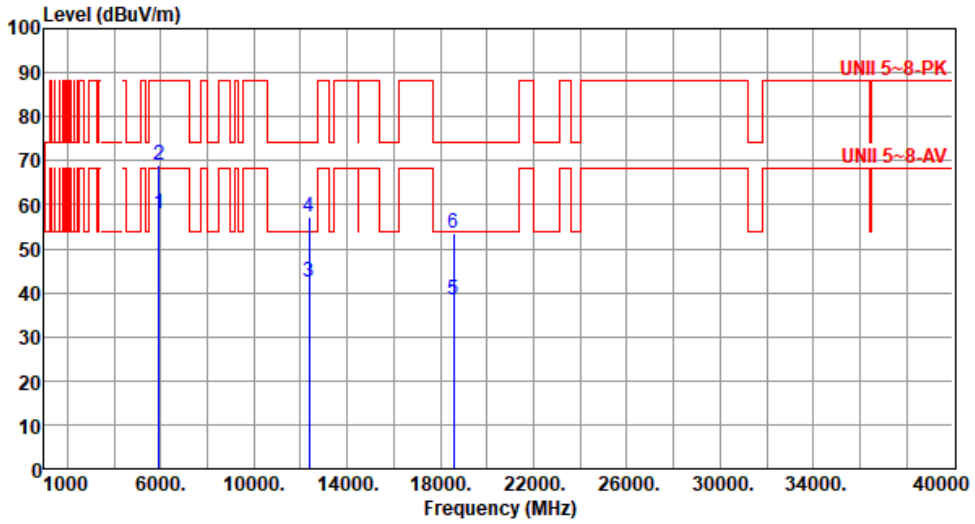

	Freq. MHz	Emission level dBuV/m	Limit dBuV/m	Margin dB	SA reading dBuV	Factor dB/m	Remark	ANT High cm	Turn Table deg
1	5925.00	57.82	68.20	-10.38	56.59	1.23	Average	100	29
2	5925.00	68.93	88.20	-19.27	67.70	1.23	Peak	100	29
3	12370.00	42.45	54.00	-11.55	36.13	6.32	Average	100	205
4	12370.00	57.09	74.00	-16.91	50.77	6.32	Peak	100	205
5	18555.00	38.53	54.00	-15.47	37.11	1.42	Average	100	144
6	18555.00	53.45	74.00	-20.55	52.03	1.42	Peak	100	144

Note 1: Emission Level (dBuV/m) = SA Reading (dBuV) + Factor* (dB/m)
*Factor includes antenna factor , cable loss and amplifier gain
Note 2: Margin (dB) = Emission level (dBuV/m) – Limit (dBuV/m).

Modulation	be EHT160-OFDMA	**Test Freq. (MHz)**	6345
Polarization	Horizontal		

Test By :Sean Yu Temperature(℃):23 Humidity(%):63

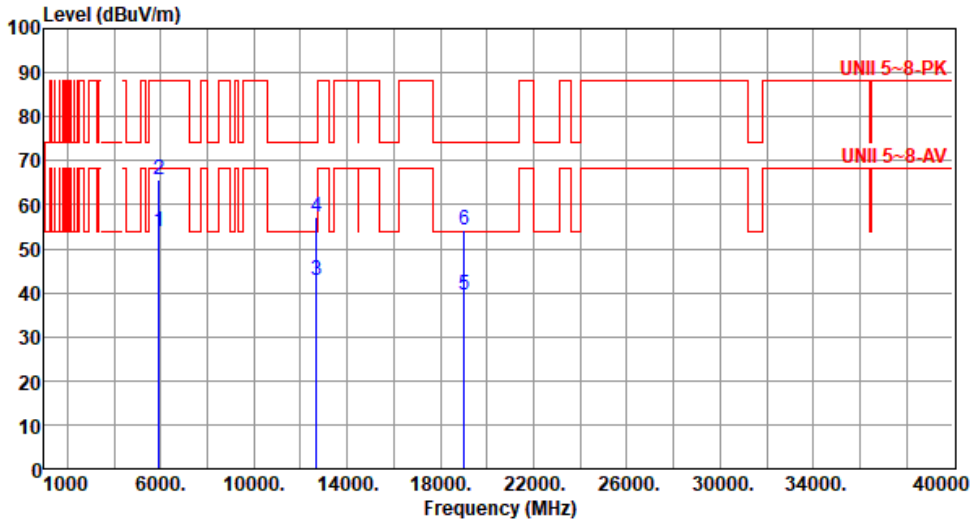

	Freq. MHz	Emission level dBuV/m	Limit dBuV/m	Margin dB	SA reading dBuV	Factor dB/m	Remark	ANT High cm	Turn Table deg
1	5925.00	53.95	68.20	-14.25	52.72	1.23	Average	132	286
2	5925.00	65.50	88.20	-22.70	64.27	1.23	Peak	132	286
3	12690.00	42.64	54.00	-11.36	36.47	6.17	Average	100	177
4	12690.00	57.06	74.00	-16.94	50.89	6.17	Peak	100	177
5	19035.00	39.34	54.00	-14.66	37.64	1.70	Average	100	281
6	19035.00	54.13	74.00	-19.87	52.43	1.70	Peak	100	281

Note 1: Emission Level (dBuV/m) = SA Reading (dBuV) + Factor* (dB/m)
*Factor includes antenna factor , cable loss and amplifier gain
Note 2: Margin (dB) = Emission level (dBuV/m) – Limit (dBuV/m).

Modulation	be EHT160-OFDMA	**Test Freq. (MHz)**	6345
Polarization	Vertical		

Test By :Sean Yu Temperature(℃):23 Humidity(%):63

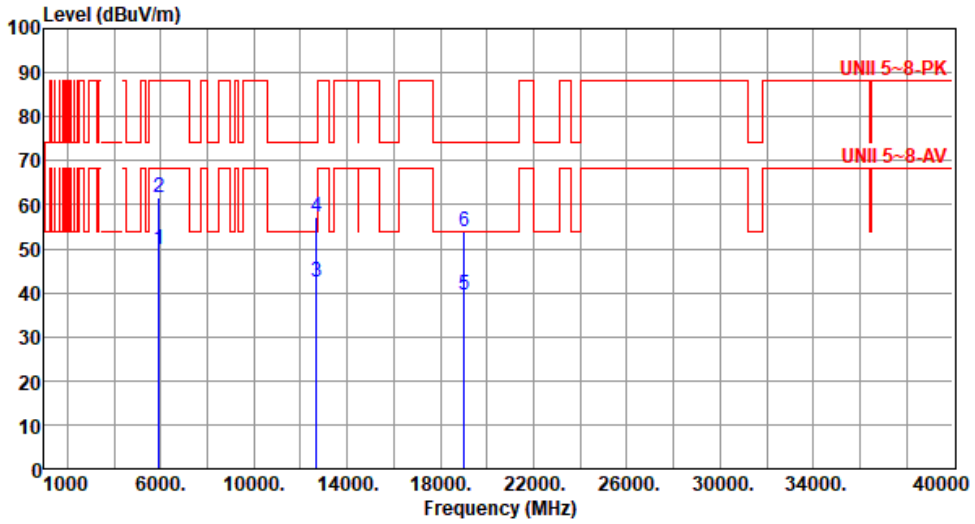

	Freq. MHz	Emission level dBuV/m	Limit dBuV/m	Margin dB	SA reading dBuV	Factor dB/m	Remark	ANT High cm	Turn Table deg
1	5925.00	49.83	68.20	-18.37	48.60	1.23	Average	100	23
2	5925.00	61.56	88.20	-26.64	60.33	1.23	Peak	100	23
3	12690.00	42.38	54.00	-11.62	36.21	6.17	Average	100	201
4	12690.00	57.20	74.00	-16.80	51.03	6.17	Peak	100	201
5	19035.00	39.42	54.00	-14.58	37.72	1.70	Average	100	117
6	19035.00	54.05	74.00	-19.95	52.35	1.70	Peak	100	117

Note 1: Emission Level (dBuV/m) = SA Reading (dBuV) + Factor* (dB/m)
*Factor includes antenna factor , cable loss and amplifier gain
Note 2: Margin (dB) = Emission level (dBuV/m) – Limit (dBuV/m).

Modulation	be EHT160-OFDMA	**Test Freq. (MHz)**	6665
Polarization	Horizontal		

Test By :Sean Yu Temperature(℃):23 Humidity(%):63

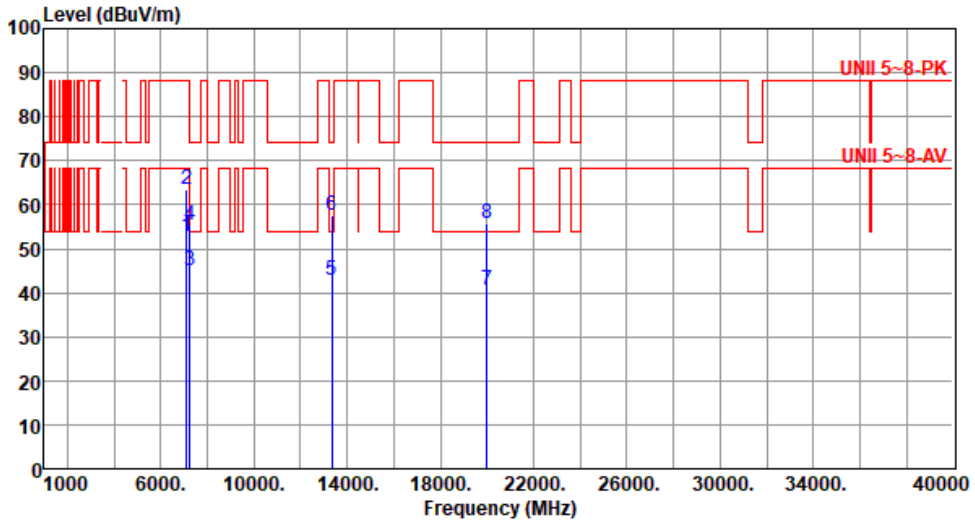

	Freq. MHz	Emission level dBuV/m	Limit dBuV/m	Margin dB	SA reading dBuV	Factor dB/m	Remark	ANT High cm	Turn Table deg
1	7125.00	52.60	68.20	-15.60	47.64	4.96	Average	100	313
2	7125.00	63.54	88.20	-24.66	58.58	4.96	Peak	100	313
3	7250.00	45.08	54.00	-8.92	39.77	5.31	Average	100	313
4	7250.00	55.33	74.00	-18.67	50.02	5.31	Peak	100	313
5	13330.00	42.69	54.00	-11.31	36.85	5.84	Average	100	176
6	13330.00	57.70	74.00	-16.30	51.86	5.84	Peak	100	176
7	19995.00	40.52	54.00	-13.48	38.22	2.30	Average	100	208
8	19995.00	55.75	74.00	-18.25	53.45	2.30	Peak	100	208

Note 1: Emission Level (dBuV/m) = SA Reading (dBuV) + Factor* (dB/m)
*Factor includes antenna factor , cable loss and amplifier gain
Note 2: Margin (dB) = Emission level (dBuV/m) – Limit (dBuV/m).

Modulation	be EHT160-OFDMA	**Test Freq. (MHz)**	6665
Polarization	Vertical		

Test By :Sean Yu Temperature(℃):23 Humidity(%):63

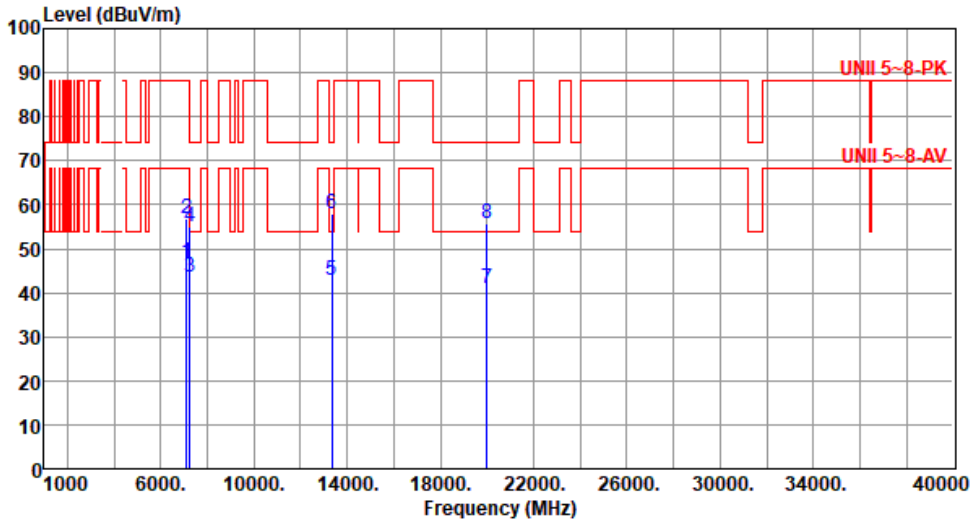

	Freq. MHz	Emission level dBuV/m	Limit dBuV/m	Margin dB	SA reading dBuV	Factor dB/m	Remark	ANT High cm	Turn Table deg
1	7125.00	46.76	68.20	-21.44	41.80	4.96	Average	100	67
2	7125.00	56.90	88.20	-31.30	51.94	4.96	Peak	100	67
3	7250.00	43.60	54.00	-10.40	38.29	5.31	Average	100	67
4	7250.00	54.99	74.00	-19.01	49.68	5.31	Peak	100	67
5	13330.00	42.97	54.00	-11.03	37.13	5.84	Average	100	331
6	13330.00	58.10	74.00	-15.90	52.26	5.84	Peak	100	331
7	19995.00	40.95	54.00	-13.05	38.65	2.30	Average	100	221
8	19995.00	55.86	74.00	-18.14	53.56	2.30	Peak	100	221

Note 1: Emission Level (dBuV/m) = SA Reading (dBuV) + Factor* (dB/m)
*Factor includes antenna factor , cable loss and amplifier gain
Note 2: Margin (dB) = Emission level (dBuV/m) – Limit (dBuV/m).

Unwanted Emissions (Above 1GHz) for be EHT320-OFDMA

Modulation	be EHT320-OFDMA	**Test Freq. (MHz)**	6105
Polarization	Horizontal		

Test By :Sean Yu Temperature(℃):23 Humidity(%):63

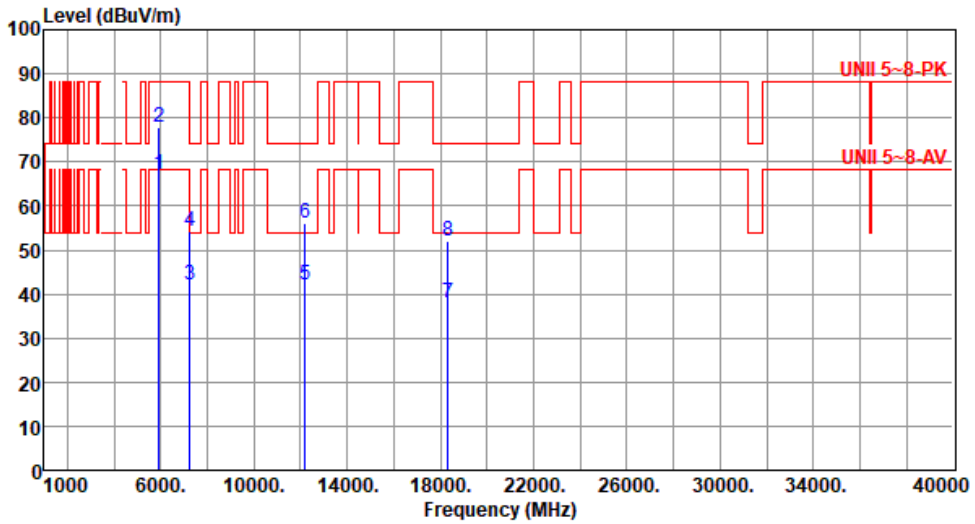

	Freq. MHz	Emission level dBuV/m	Limit dBuV/m	Margin dB	SA reading dBuV	Factor dB/m	Remark	ANT High cm	Turn Table deg
1	5925.00	67.20	68.20	-1.00	65.97	1.23	Average	121	310
2	5925.00	77.90	88.20	-10.30	76.67	1.23	Peak	121	310
3	7250.00	42.17	54.00	-11.83	36.86	5.31	Average	121	310
4	7250.00	54.25	74.00	-19.75	48.94	5.31	Peak	121	310
5	12210.00	42.10	54.00	-11.90	35.57	6.53	Average	100	147
6	12210.00	56.18	74.00	-17.82	49.65	6.53	Peak	100	147
7	18315.00	38.19	54.00	-15.81	36.76	1.43	Average	100	203
8	18315.00	52.01	74.00	-21.99	50.58	1.43	Peak	100	203

Note 1: Emission Level (dBuV/m) = SA Reading (dBuV) + Factor* (dB/m)
*Factor includes antenna factor , cable loss and amplifier gain
Note 2: Margin (dB) = Emission level (dBuV/m) – Limit (dBuV/m).

Modulation	be EHT320-OFDMA	**Test Freq. (MHz)**	6105
Polarization	Vertical		

Test By :Sean Yu Temperature(℃):23 Humidity(%):63

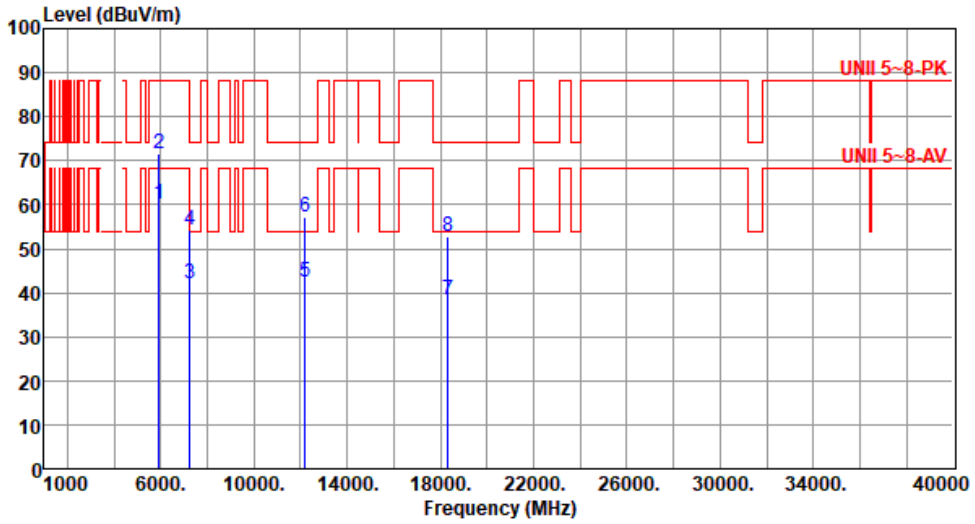

	Freq. MHz	Emission level dBuV/m	Limit dBuV/m	Margin dB	SA reading dBuV	Factor dB/m	Remark	ANT High cm	Turn Table deg
1	5925.00	60.09	68.20	-8.11	58.86	1.23	Average	116	27
2	5925.00	71.66	88.20	-16.54	70.43	1.23	Peak	116	27
3	7250.00	42.08	54.00	-11.92	36.77	5.31	Average	116	27
4	7250.00	54.20	74.00	-19.80	48.89	5.31	Peak	116	27
5	12210.00	42.28	54.00	-11.72	35.75	6.53	Average	100	217
6	12210.00	57.35	74.00	-16.65	50.82	6.53	Peak	100	217
7	18315.00	38.22	54.00	-15.78	36.79	1.43	Average	100	116
8	18315.00	52.65	74.00	-21.35	51.22	1.43	Peak	100	116

Note 1: Emission Level (dBuV/m) = SA Reading (dBuV) + Factor* (dB/m)
*Factor includes antenna factor , cable loss and amplifier gain
Note 2: Margin (dB) = Emission level (dBuV/m) – Limit (dBuV/m).

Modulation	be EHT320-OFDMA	**Test Freq. (MHz)**	6265
Polarization	Horizontal		

Test By :Sean Yu Temperature(℃):23 Humidity(%):63

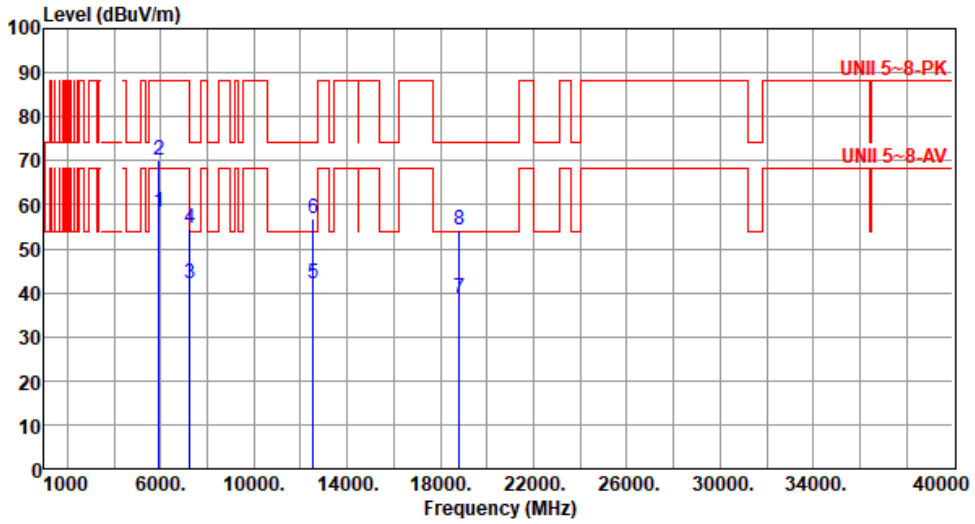

	Freq. MHz	Emission level dBuV/m	Limit dBuV/m	Margin dB	SA reading dBuV	Factor dB/m	Remark	ANT High cm	Turn Table deg
1	5925.00	58.41	68.20	-9.79	57.18	1.23	Average	142	276
2	5925.00	70.21	88.20	-17.99	68.98	1.23	Peak	142	276
3	7250.00	42.16	54.00	-11.84	36.85	5.31	Average	142	276
4	7250.00	54.58	74.00	-19.42	49.27	5.31	Peak	142	276
5	12530.00	42.00	54.00	-12.00	36.03	5.97	Average	100	251
6	12530.00	56.83	74.00	-17.17	50.86	5.97	Peak	100	251
7	18795.00	38.80	54.00	-15.20	37.19	1.61	Average	100	345
8	18795.00	54.38	74.00	-19.62	52.77	1.61	Peak	100	345

Note 1: Emission Level (dBuV/m) = SA Reading (dBuV) + Factor* (dB/m)
*Factor includes antenna factor , cable loss and amplifier gain
Note 2: Margin (dB) = Emission level (dBuV/m) – Limit (dBuV/m).

Modulation	be EHT320-OFDMA	**Test Freq. (MHz)**	6265
Polarization	Vertical		

Test By :Sean Yu Temperature(℃):23 Humidity(%):63

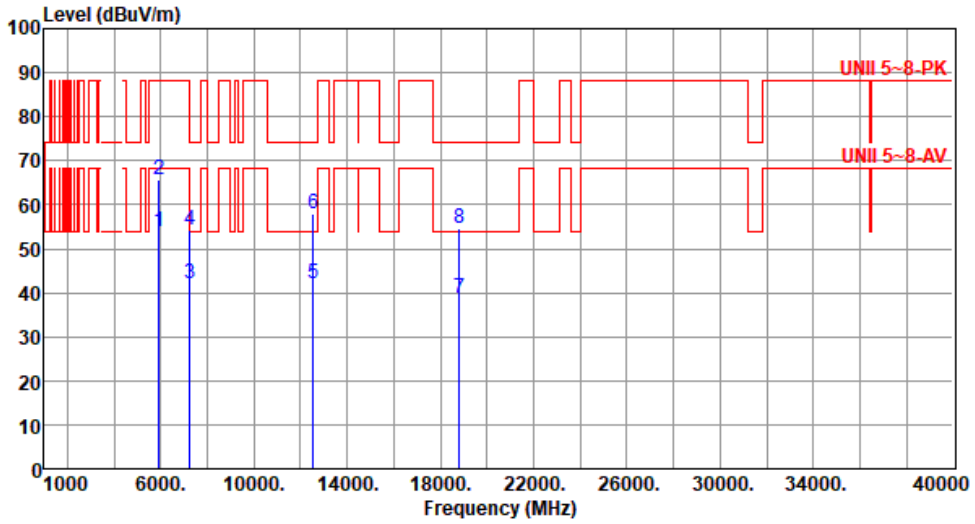

	Freq. MHz	Emission level dBuV/m	Limit dBuV/m	Margin dB	SA reading dBuV	Factor dB/m	Remark	ANT High cm	Turn Table deg
1	5925.00	53.78	68.20	-14.42	52.55	1.23	Average	109	31
2	5925.00	65.61	88.20	-22.59	64.38	1.23	Peak	109	31
3	7250.00	42.22	54.00	-11.78	36.91	5.31	Average	109	31
4	7250.00	54.34	74.00	-19.66	49.03	5.31	Peak	109	31
5	12530.00	42.05	54.00	-11.95	36.08	5.97	Average	100	284
6	12530.00	57.81	74.00	-16.19	51.84	5.97	Peak	100	284
7	18795.00	38.83	54.00	-15.17	37.22	1.61	Average	100	103
8	18795.00	54.70	74.00	-19.30	53.09	1.61	Peak	100	103

Note 1: Emission Level (dBuV/m) = SA Reading (dBuV) + Factor* (dB/m)
*Factor includes antenna factor , cable loss and amplifier gain
Note 2: Margin (dB) = Emission level (dBuV/m) – Limit (dBuV/m).

Summary

Mode	Result	Ref (Hz)	Ref (dBm)	Freq (Hz)	Level (dBm)	Limit (dBm)	Margin (dB)	Port
5.925-6.425GHz	-	-	-	-	-	-	-	-
802.11a_Nss1,(6Mbps)_4TX	Pass	6.1709G	7.62	6.2031G	-36.23	-31.02	-5.21	1
802.11be EHT20_Nss1,(MCS0)_4TX-OFDMA	Pass	6.18269G	7.10	6.2049G	-35.91	-32.78	-3.13	1
802.11be EHT40_Nss1,(MCS0)_4TX-OFDMA	Pass	6.18078G	6.37	6.2238G	-35.71	-33.50	-2.21	3
802.11be EHT80_Nss1,(MCS0)_4TX-OFDMA	Pass	6.01657G	3.79	6.1054G	-40.54	-36.21	-4.33	1
802.11be EHT160_Nss1,(MCS0)_4TX-OFDMA	Pass	6.04978G	4.28	6.2674G	-39.07	-35.49	-3.58	3
802.11be EHT320_Nss1,(MCS0)_4TX-OFDMA	Pass	6.1722G	5.52	6.577G	-34.68	-32.43	-2.25	4
6.525-6.875GHz	-	-	-	-	-	-	-	-
802.11a_Nss1,(6Mbps)_4TX	Pass	6.8584G	6.91	6.8393G	-23.73	-17.27	-6.46	3
802.11be EHT20_Nss1,(MCS0)_4TX-OFDMA	Pass	6.84651G	7.07	6.831G	-28.04	-25.73	-2.31	3
802.11be EHT40_Nss1,(MCS0)_4TX-OFDMA	Pass	6.57439G	6.34	6.6126G	-29.54	-26.60	-2.94	2
802.11be EHT80_Nss1,(MCS0)_4TX-OFDMA	Pass	6.77021G	6.43	6.7134G	-19.29	-13.82	-5.47	4
802.11be EHT160_Nss1,(MCS0)_4TX-OFDMA	Pass	6.65941G	8.01	6.5074G	-20.18	-12.01	-8.17	4

Result

Mode	Result	Ref (Hz)	Ref (dBm)	Freq (Hz)	Level (dBm)	Limit (dBm)	Margin (dB)	Port
802.11a_Nss1,(6Mbps)_4TX								
5955MHz	Pass	5.9572G	9.29	5.9745G	-22.53	-10.74	-11.79	1
5955MHz	Pass	5.94791G	8.61	5.9744G	-22.77	-11.49	-11.28	2
5955MHz	Pass	5.9582G	9.42	5.9737G	-22.22	-10.73	-11.49	3
5955MHz	Pass	5.9514G	9.46	5.9771G	-24.78	-10.61	-14.17	4
6175MHz	Pass	6.1709G	7.62	6.2031G	-36.23	-31.02	-5.21	1
6175MHz	Pass	6.1712G	7.53	6.1925G	-24.34	-12.63	-11.71	2
6175MHz	Pass	6.179G	8.14	6.1579G	-23.51	-12.04	-11.47	3
6175MHz	Pass	6.1721G	8.09	6.1932G	-23.97	-11.93	-12.04	4
6415MHz	Pass	6.4187G	7.90	6.437G	-28.14	-12.13	-16.01	1
6415MHz	Pass	6.42249G	7.43	6.4365G	-28.89	-12.61	-16.28	2
6415MHz	Pass	6.4171G	7.51	6.3968G	-23.71	-12.49	-11.22	3
6415MHz	Pass	6.4125G	8.25	6.3954G	-24.13	-11.79	-12.34	4
6535MHz	Pass	6.54029G	5.66	6.5065G	-41.21	-32.54	-8.67	1
6535MHz	Pass	6.5384G	5.32	6.5638G	-42.36	-33.24	-9.12	2
6535MHz	Pass	6.54119G	5.50	6.5644G	-42.99	-33.78	-9.21	3
6535MHz	Pass	6.5381G	5.82	6.5631G	-40.29	-31.90	-8.39	4
6715MHz	Pass	6.70781G	5.64	6.6962G	-29.69	-21.29	-8.40	1
6715MHz	Pass	6.72059G	5.54	6.7341G	-29.67	-21.66	-8.01	2
6715MHz	Pass	6.7125G	5.50	6.6959G	-30.28	-21.70	-8.58	3
6715MHz	Pass	6.71G	5.45	6.6971G	-29.27	-20.68	-8.59	4
6855MHz	Pass	6.86059G	6.99	6.8383G	-24.59	-18.08	-6.51	1
6855MHz	Pass	6.84841G	6.53	6.8364G	-27.28	-20.23	-7.05	2
6855MHz	Pass	6.8584G	6.91	6.8393G	-23.73	-17.27	-6.46	3
6855MHz	Pass	6.858G	6.97	6.8371G	-26.75	-19.16	-7.59	4
802.11be EHT20_Nss1,(MCS0)_4TX-OFDMA								
5955MHz	Pass	5.96019G	6.57	5.9735G	-21.60	-13.68	-7.92	1
5955MHz	Pass	5.9563G	6.07	5.9732G	-22.58	-14.49	-8.09	2
5955MHz	Pass	5.96269G	6.39	5.972G	-22.47	-14.32	-8.15	3
5955MHz	Pass	5.96389G	6.82	5.9744G	-20.21	-13.22	-6.99	4
6175MHz	Pass	6.18269G	7.10	6.2049G	-35.91	-32.78	-3.13	1
6175MHz	Pass	6.16611G	6.79	6.1914G	-23.11	-14.86	-8.25	2
6175MHz	Pass	6.18009G	7.51	6.1551G	-25.67	-15.51	-10.16	3
6175MHz	Pass	6.16591G	7.28	6.1922G	-22.30	-12.89	-9.41	4
6415MHz	Pass	6.40601G	7.42	6.3955G	-20.89	-12.59	-8.30	1
6415MHz	Pass	6.40591G	7.18	6.4314G	-22.21	-13.18	-9.03	2
6415MHz	Pass	6.42069G	6.96	6.3977G	-22.01	-13.98	-8.03	3
6415MHz	Pass	6.4175G	7.57	6.3969G	-20.35	-12.74	-7.61	4
6535MHz	Pass	6.54039G	4.70	6.5647G	-40.99	-34.94	-6.05	1
6535MHz	Pass	6.5337G	4.55	6.5649G	-41.48	-35.33	-6.15	2
6535MHz	Pass	6.54009G	4.58	6.5652G	-41.54	-35.42	-6.12	3
6535MHz	Pass	6.54339G	4.54	6.5651G	-41.65	-35.46	-6.19	4

Mode	Result	Ref (Hz)	Ref (dBm)	Freq (Hz)	Level (dBm)	Limit (dBm)	Margin (dB)	Port
6715MHz	Pass	6.70981G	4.60	6.745G	-42.31	-35.40	-6.91	1
6715MHz	Pass	6.7142G	4.35	6.6851G	-41.80	-35.53	-6.27	2
6715MHz	Pass	6.7106G	4.42	6.7448G	-42.71	-35.34	-7.37	3
6715MHz	Pass	6.70561G	4.41	6.6919G	-34.46	-27.31	-7.15	4
6855MHz	Pass	6.84801G	6.67	6.8327G	-27.25	-24.09	-3.16	1
6855MHz	Pass	6.8529G	6.14	6.8251G	-37.69	-33.74	-3.95	2
6855MHz	Pass	6.84651G	7.07	6.831G	-28.04	-25.73	-2.31	3
6855MHz	Pass	6.8504G	7.13	6.831G	-28.63	-25.67	-2.96	4
802.11be EHT40_Nss1,(MCS0)_4TX-OFDMA								
5965MHz	Pass	5.97619G	1.72	6.0242G	-44.12	-37.92	-6.20	1
5965MHz	Pass	5.97959G	1.19	6.0226G	-43.94	-37.83	-6.11	2
5965MHz	Pass	5.98118G	1.78	6.0226G	-44.34	-37.36	-6.98	3
5965MHz	Pass	5.98238G	1.91	6.0242G	-42.97	-37.97	-5.00	4
6165MHz	Pass	6.1612G	5.89	6.2236G	-36.39	-33.74	-2.65	1
6165MHz	Pass	6.18318G	5.54	6.2236G	-36.53	-33.98	-2.55	2
6165MHz	Pass	6.18078G	6.37	6.2238G	-35.71	-33.50	-2.21	3
6165MHz	Pass	6.17919G	6.41	6.2338G	-39.46	-33.53	-5.93	4
6405MHz	Pass	6.39101G	6.71	6.3696G	-19.95	-13.29	-6.66	1
6405MHz	Pass	6.401G	6.22	6.4358G	-21.52	-16.27	-5.25	2
6405MHz	Pass	6.4012G	6.13	6.37G	-21.84	-14.14	-7.70	3
6405MHz	Pass	6.4024G	6.44	6.4424G	-21.89	-13.67	-8.22	4
6565MHz	Pass	6.57379G	6.23	6.6238G	-36.74	-33.64	-3.10	1
6565MHz	Pass	6.57439G	6.34	6.6126G	-29.54	-26.60	-2.94	2
6565MHz	Pass	6.57639G	7.13	6.599G	-21.78	-16.25	-5.53	3
6565MHz	Pass	6.5618G	6.64	6.6238G	-36.51	-33.23	-3.28	4
6725MHz	Pass	6.7272G	6.07	6.7584G	-22.57	-17.13	-5.44	1
6725MHz	Pass	6.73159G	6.65	6.7574G	-20.30	-14.92	-5.38	2
6725MHz	Pass	6.71461G	6.39	6.689G	-23.08	-17.74	-5.34	3
6725MHz	Pass	6.71881G	6.08	6.6886G	-23.42	-17.67	-5.75	4
6845MHz	Pass	6.83821G	6.54	6.8082G	-20.77	-13.92	-6.85	1
6845MHz	Pass	6.8462G	6.18	6.8102G	-19.62	-14.35	-5.27	2
6845MHz	Pass	6.82982G	6.90	6.8072G	-19.72	-13.17	-6.55	3
6845MHz	Pass	6.82802G	7.49	6.8062G	-18.37	-12.80	-5.57	4
802.11be EHT80_Nss1,(MCS0)_4TX-OFDMA								
5985MHz	Pass	6.01657G	3.79	6.1054G	-40.54	-36.21	-4.33	1
5985MHz	Pass	6.01777G	2.91	6.1042G	-41.91	-36.73	-5.18	2
5985MHz	Pass	6.01657G	3.82	6.1042G	-41.96	-35.82	-6.14	3
5985MHz	Pass	6.02296G	3.95	6.1038G	-40.56	-35.57	-4.99	4
6145MHz	Pass	6.16178G	5.79	6.2842G	-38.69	-34.21	-4.48	1
6145MHz	Pass	6.13701G	5.71	6.2174G	-23.86	-16.61	-7.25	2
6145MHz	Pass	6.17857G	6.15	6.2286G	-25.66	-17.90	-7.76	3
6145MHz	Pass	6.18216G	6.26	6.217G	-22.63	-15.98	-6.65	4

Mode	Result	Ref (Hz)	Ref (dBm)	Freq (Hz)	Level (dBm)	Limit (dBm)	Margin (dB)	Port
6385MHz	Pass	6.37101G	9.12	6.3074G	-18.35	-11.11	-7.24	1
6385MHz	Pass	6.39339G	9.00	6.4486G	-17.10	-11.44	-5.66	2
6385MHz	Pass	6.35943G	8.96	6.4578G	-17.85	-11.33	-6.52	3
6385MHz	Pass	6.35983G	9.50	6.299G	-18.27	-10.61	-7.66	4
6625MHz	Pass	6.64698G	6.40	6.7018G	-22.16	-16.11	-6.05	1
6625MHz	Pass	6.65737G	6.10	6.5478G	-24.12	-16.98	-7.14	2
6625MHz	Pass	6.64898G	6.53	6.6938G	-21.99	-15.29	-6.70	3
6625MHz	Pass	6.627G	6.05	6.693G	-22.23	-15.65	-6.58	4
6705MHz	Pass	6.69181G	6.22	6.7686G	-21.09	-13.80	-7.29	1
6705MHz	Pass	6.73497G	6.54	6.769G	-20.15	-13.99	-6.16	2
6705MHz	Pass	6.707G	6.29	6.7718G	-21.86	-14.73	-7.13	3
6705MHz	Pass	6.67183G	5.97	6.6254G	-23.32	-16.83	-6.49	4
6785MHz	Pass	6.77541G	5.84	6.7146G	-21.90	-15.57	-6.33	1
6785MHz	Pass	6.80058G	5.89	6.7138G	-21.16	-15.16	-6.00	2
6785MHz	Pass	6.75383G	6.33	6.7138G	-21.19	-14.38	-6.81	3
6785MHz	Pass	6.77021G	6.43	6.7134G	-19.29	-13.82	-5.47	4
802.11be EHT160_Nss1,(MCS0)_4TX-OFDMA								
6025MHz	Pass	6.05217G	2.83	6.249G	-39.59	-34.23	-5.36	1
6025MHz	Pass	6.07055G	2.81	6.2682G	-42.93	-37.08	-5.85	2
6025MHz	Pass	6.04978G	4.28	6.2674G	-39.07	-35.49	-3.58	3
6025MHz	Pass	6.05697G	4.35	6.293G	-41.11	-35.58	-5.53	4
6185MHz	Pass	6.22976G	8.60	6.3474G	-20.80	-11.64	-9.16	1
6185MHz	Pass	6.17461G	7.83	6.3482G	-22.40	-12.45	-9.95	2
6185MHz	Pass	6.20818G	8.51	6.0266G	-21.16	-11.55	-9.61	3
6185MHz	Pass	6.20018G	8.93	6.3458G	-18.64	-11.10	-7.54	4
6345MHz	Pass	6.31783G	8.02	6.1874G	-19.86	-12.00	-7.86	1
6345MHz	Pass	6.31783G	8.22	6.5034G	-20.26	-11.81	-8.45	2
6345MHz	Pass	6.33061G	8.36	6.1874G	-18.64	-11.64	-7.00	3
6345MHz	Pass	6.29865G	8.10	6.1874G	-19.26	-11.90	-7.36	4
6665MHz	Pass	6.68978G	8.32	6.5074G	-20.15	-11.72	-8.43	1
6665MHz	Pass	6.71215G	8.16	6.5066G	-20.06	-11.86	-8.20	2
6665MHz	Pass	6.64902G	7.95	6.5066G	-21.48	-12.07	-9.41	3
6665MHz	Pass	6.65941G	8.01	6.5074G	-20.18	-12.01	-8.17	4
802.11be EHT320_Nss1,(MCS0)_4TX-OFDMA								
6105MHz	Pass	6.1562G	4.49	6.5882G	-39.35	-35.17	-4.18	1
6105MHz	Pass	6.1322G	4.81	6.5786G	-38.04	-34.02	-4.02	2
6105MHz	Pass	6.1306G	4.30	6.5882G	-40.90	-35.35	-5.55	3
6105MHz	Pass	6.1722G	5.52	6.577G	-34.68	-32.43	-2.25	4
6265MHz	Pass	6.3002G	4.70	6.7354G	-38.98	-34.01	-4.97	1
6265MHz	Pass	6.2906G	4.67	6.7386G	-38.81	-34.28	-4.53	2
6265MHz	Pass	6.289G	4.59	6.7402G	-39.94	-34.47	-5.47	3
6265MHz	Pass	6.2186G	4.93	6.7386G	-37.97	-34.02	-3.95	4

5.925-6.425GHz_802.11a_Nss1,(6Mbps)_4TX **MASK**

5955MHz_TX

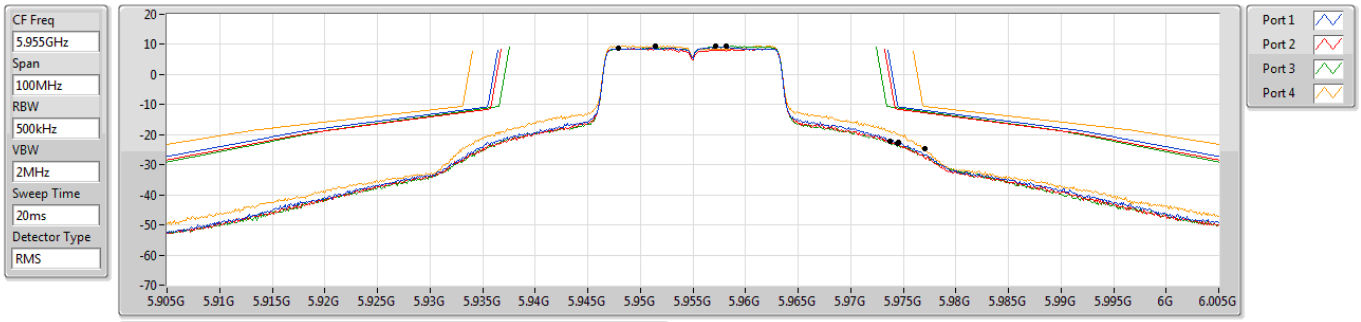

Ref(Hz)	Ref(dBm)	Freq(Hz)	Level(dBm)	Limit(dBm)	Margin(dB)	Port
5.9572G	9.29	5.9745G	-22.53	-10.74	-11.79	1
5.94791G	8.61	5.9744G	-22.77	-11.49	-11.28	2
5.9582G	9.42	5.9737G	-22.22	-10.73	-11.49	3
5.9514G	9.46	5.9771G	-24.78	-10.61	-14.17	4

5.925-6.425GHz_802.11a_Nss1,(6Mbps)_4TX **MASK**

6175MHz_TX

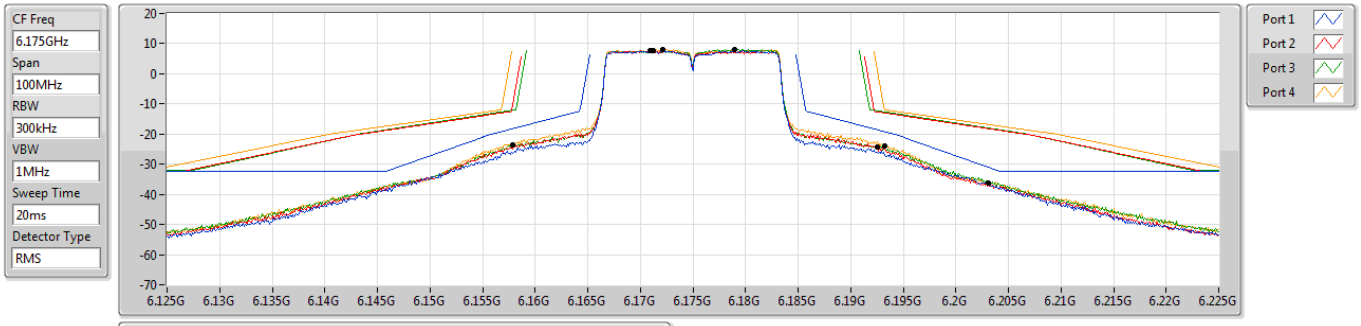

Ref(Hz)	Ref(dBm)	Freq(Hz)	Level(dBm)	Limit(dBm)	Margin(dB)	Port
6.1709G	7.62	6.2031G	-36.23	-31.02	-5.21	1
6.1712G	7.53	6.1925G	-24.34	-12.63	-11.71	2
6.179G	8.14	6.1579G	-23.51	-12.04	-11.47	3
6.1721G	8.09	6.1932G	-23.97	-11.93	-12.04	4

5.925-6.425GHz_802.11a_Nss1,(6Mbps)_4TX **MASK**

6415MHz_TX

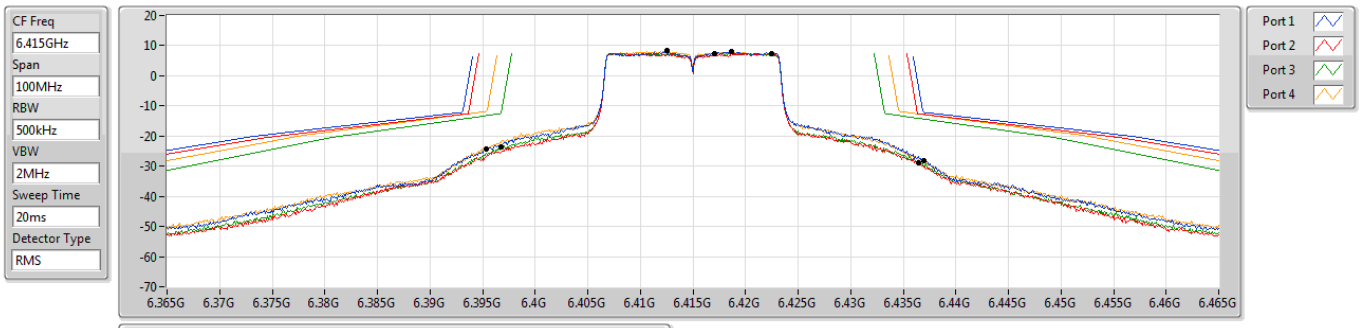

Ref(Hz)	Ref(dBm)	Freq(Hz)	Level(dBm)	Limit(dBm)	Margin(dB)	Port
6.4187G	7.90	6.437G	-28.14	-12.13	-16.01	1
6.42249G	7.43	6.4365G	-28.89	-12.61	-16.28	2
6.4171G	7.51	6.3968G	-23.71	-12.49	-11.22	3
6.4125G	8.25	6.3954G	-24.13	-11.79	-12.34	4

6.525-6.875GHz_802.11a_Nss1,(6Mbps)_4TX **MASK**

6535MHz_TX

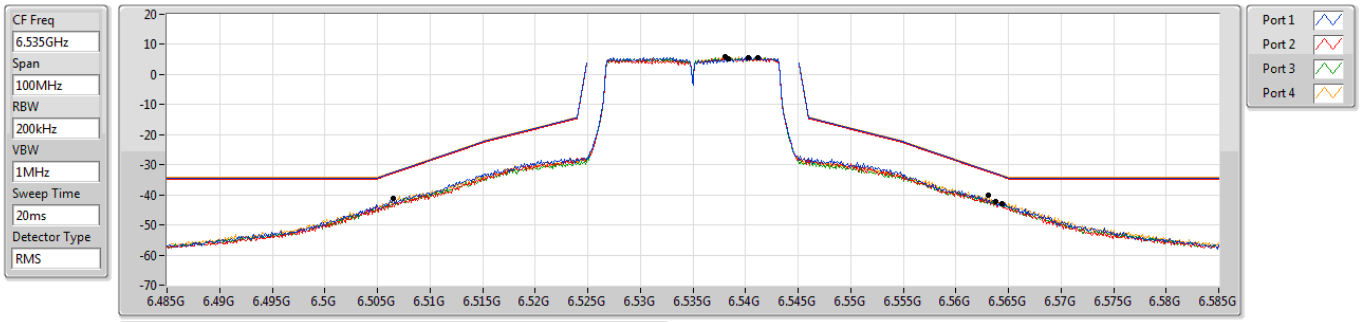

Ref(Hz)	Ref(dBm)	Freq(Hz)	Level(dBm)	Limit(dBm)	Margin(dB)	Port
6.54029G	5.66	6.5065G	-41.21	-32.54	-8.67	1
6.5384G	5.32	6.5638G	-42.36	-33.24	-9.12	2
6.54119G	5.50	6.5644G	-42.99	-33.78	-9.21	3
6.5381G	5.82	6.5631G	-40.29	-31.90	-8.39	4

6.525-6.875GHz_802.11a_Nss1,(6Mbps)_4TX **MASK**

6715MHz_TX

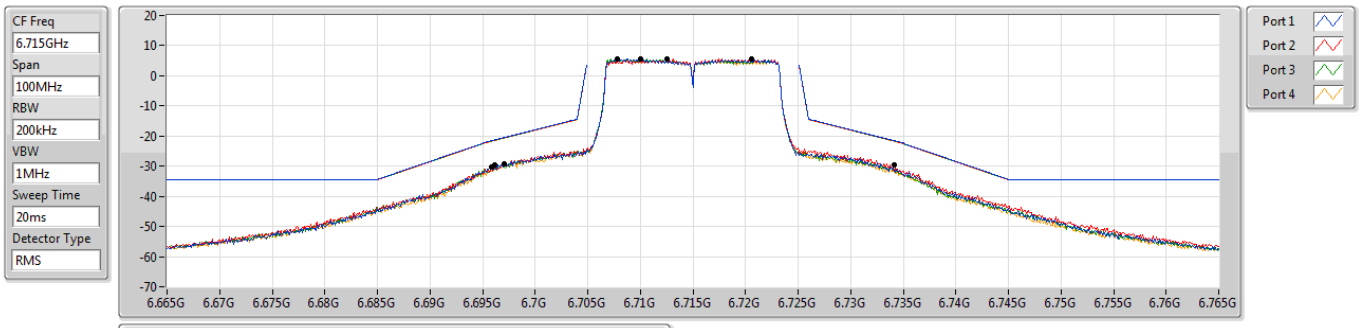

Ref(Hz)	Ref(dBm)	Freq(Hz)	Level(dBm)	Limit(dBm)	Margin(dB)	Port
6.70781G	5.64	6.6962G	-29.69	-21.29	-8.40	1
6.72059G	5.54	6.7341G	-29.67	-21.66	-8.01	2
6.7125G	5.50	6.6959G	-30.28	-21.70	-8.58	3
6.71G	5.45	6.6971G	-29.27	-20.68	-8.59	4

6.525-6.875GHz_802.11a_Nss1,(6Mbps)_4TX **MASK**

6855MHz_TX

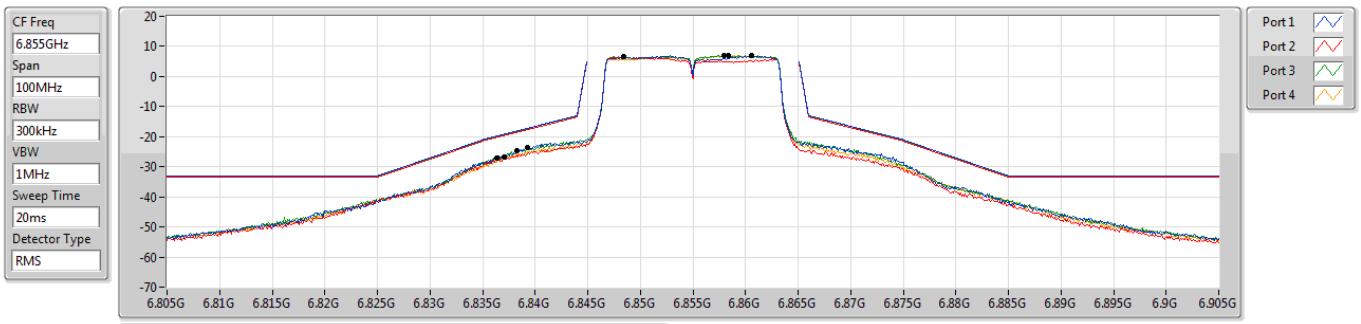

Ref(Hz)	Ref(dBm)	Freq(Hz)	Level(dBm)	Limit(dBm)	Margin(dB)	Port
6.86059G	6.99	6.8383G	-24.59	-18.08	-6.51	1
6.84841G	6.53	6.8364G	-27.28	-20.23	-7.05	2
6.8584G	6.91	6.8393G	-23.73	-17.27	-6.46	3
6.858G	6.97	6.8371G	-26.75	-19.16	-7.59	4

5.925-6.425GHz_802.11be EHT20_Nss1,(MCS0)_4TX **MASK**

5955MHz_TX

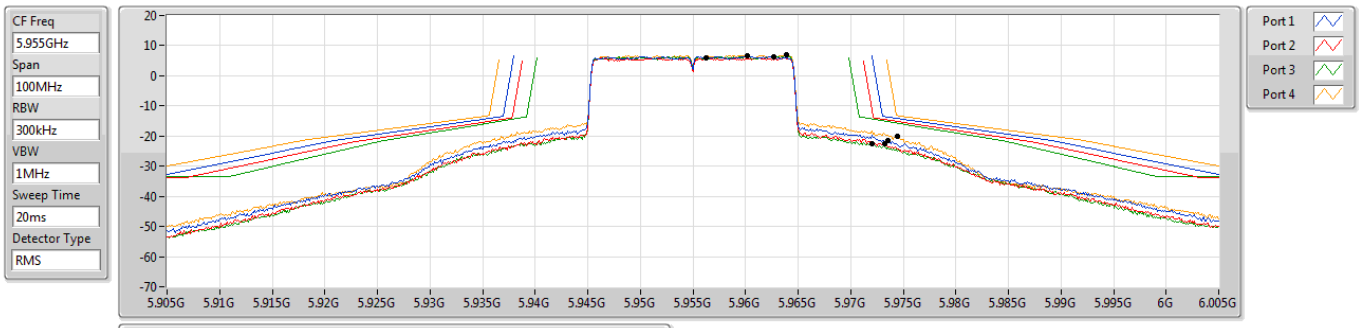

Ref(Hz)	Ref(dBm)	Freq(Hz)	Level(dBm)	Limit(dBm)	Margin(dB)	Port
5.96019G	6.57	5.9735G	-21.60	-13.68	-7.92	1
5.9563G	6.07	5.9732G	-22.58	-14.49	-8.09	2
5.96269G	6.39	5.972G	-22.47	-14.32	-8.15	3
5.96389G	6.82	5.9744G	-20.21	-13.22	-6.99	4

5.925-6.425GHz_802.11be EHT20_Nss1,(MCS0)_4TX **MASK**

6175MHz_TX

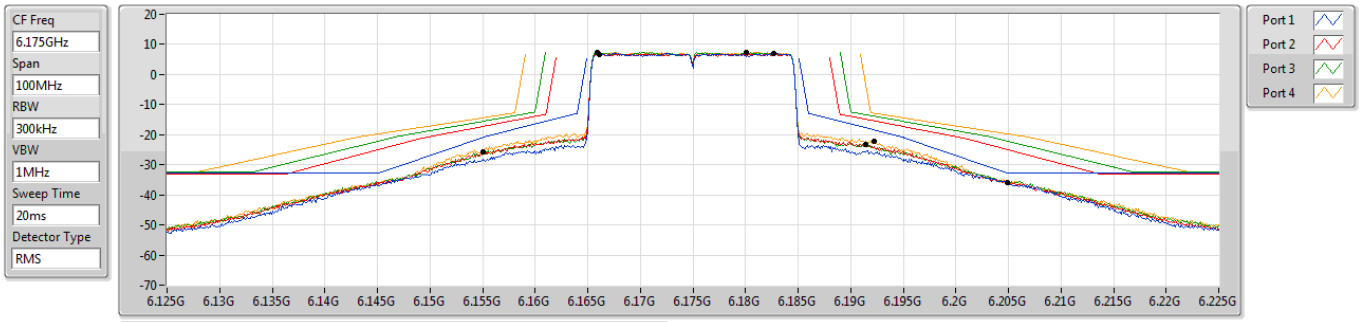

Ref(Hz)	Ref(dBm)	Freq(Hz)	Level(dBm)	Limit(dBm)	Margin(dB)	Port
6.18269G	7.10	6.2049G	-35.91	-32.78	-3.13	1
6.16611G	6.79	6.1914G	-23.11	-14.86	-8.25	2
6.18009G	7.51	6.1551G	-25.67	-15.51	-10.16	3
6.16591G	7.28	6.1922G	-22.30	-12.89	-9.41	4

5.925-6.425GHz_802.11be EHT20_Nss1,(MCS0)_4TX **MASK**

6415MHz_TX

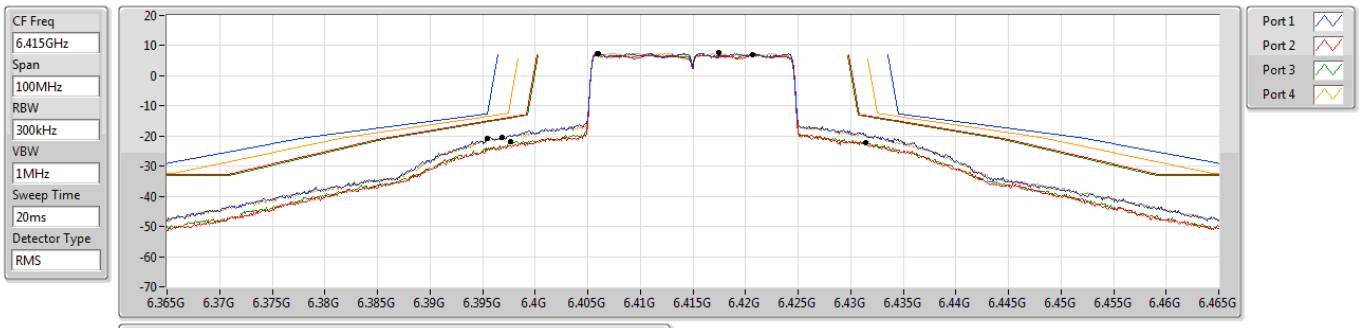

Ref(Hz)	Ref(dBm)	Freq(Hz)	Level(dBm)	Limit(dBm)	Margin(dB)	Port
6.40601G	7.42	6.3955G	-20.89	-12.59	-8.30	1
6.40591G	7.18	6.4314G	-22.21	-13.18	-9.03	2
6.42069G	6.96	6.3977G	-22.01	-13.98	-8.03	3
6.4175G	7.57	6.3969G	-20.35	-12.74	-7.61	4

6.525-6.875GHz_802.11be EHT20_Nss1,(MCS0)_4TX **MASK**

6535MHz_TX

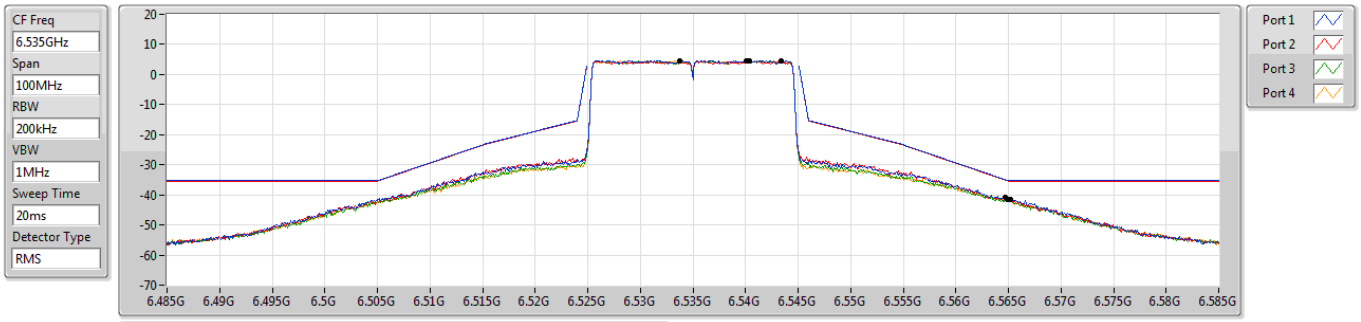

Ref(Hz)	Ref(dBm)	Freq(Hz)	Level(dBm)	Limit(dBm)	Margin(dB)	Port
6.54039G	4.70	6.5647G	-40.99	-34.94	-6.05	1
6.5337G	4.55	6.5649G	-41.48	-35.33	-6.15	2
6.54009G	4.58	6.5652G	-41.54	-35.42	-6.12	3
6.54339G	4.54	6.5651G	-41.65	-35.46	-6.19	4

6.525-6.875GHz_802.11be EHT20_Nss1,(MCS0)_4TX **MASK**

6715MHz_TX

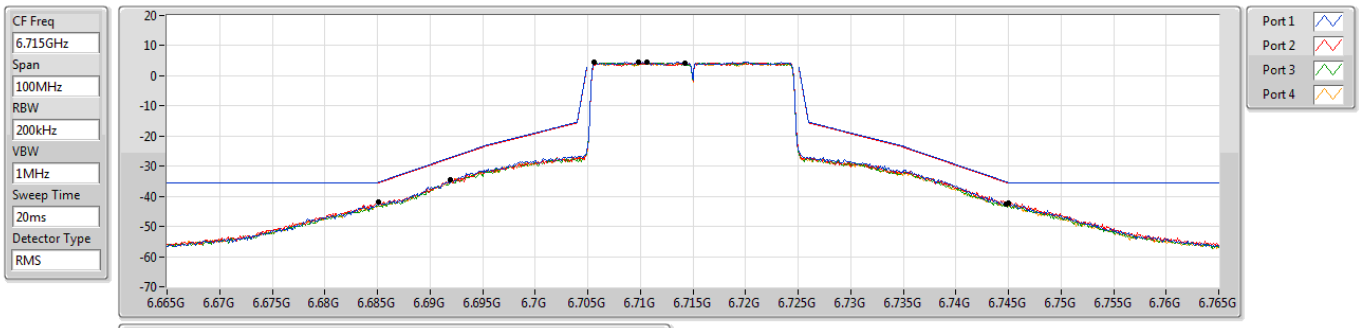

Ref(Hz)	Ref(dBm)	Freq(Hz)	Level(dBm)	Limit(dBm)	Margin(dB)	Port
6.70981G	4.60	6.745G	-42.31	-35.40	-6.91	1
6.7142G	4.35	6.6851G	-41.80	-35.53	-6.27	2
6.7106G	4.42	6.7448G	-42.71	-35.34	-7.37	3
6.70561G	4.41	6.6919G	-34.46	-27.31	-7.15	4

6.525-6.875GHz_802.11be EHT20_Nss1,(MCS0)_4TX **MASK**

6855MHz_TX

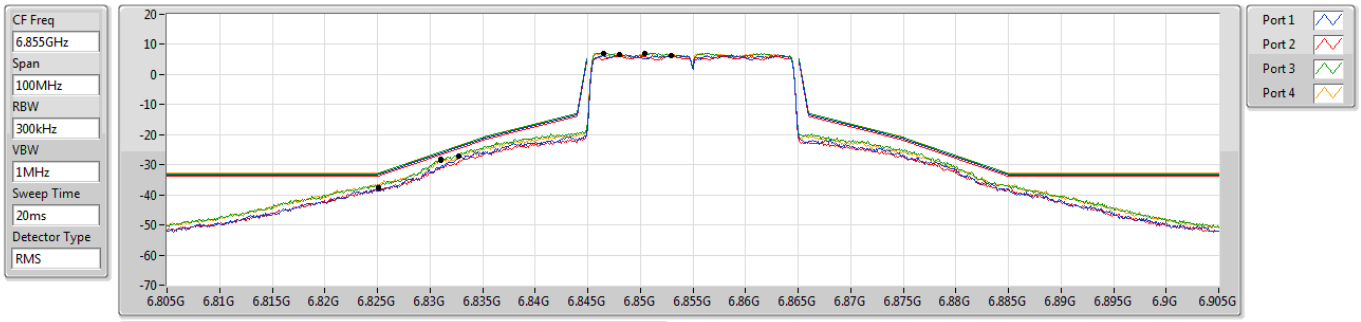

Ref(Hz)	Ref(dBm)	Freq(Hz)	Level(dBm)	Limit(dBm)	Margin(dB)	Port
6.84801G	6.67	6.8327G	-27.25	-24.09	-3.16	1
6.8529G	6.14	6.8251G	-37.69	-33.74	-3.95	2
6.84651G	7.07	6.831G	-28.04	-25.73	-2.31	3
6.8504G	7.13	6.831G	-28.63	-25.67	-2.96	4

5.925-6.425GHz_802.11be EHT40_Nss1,(MCS0)_4TX **MASK**

5965MHz_TX

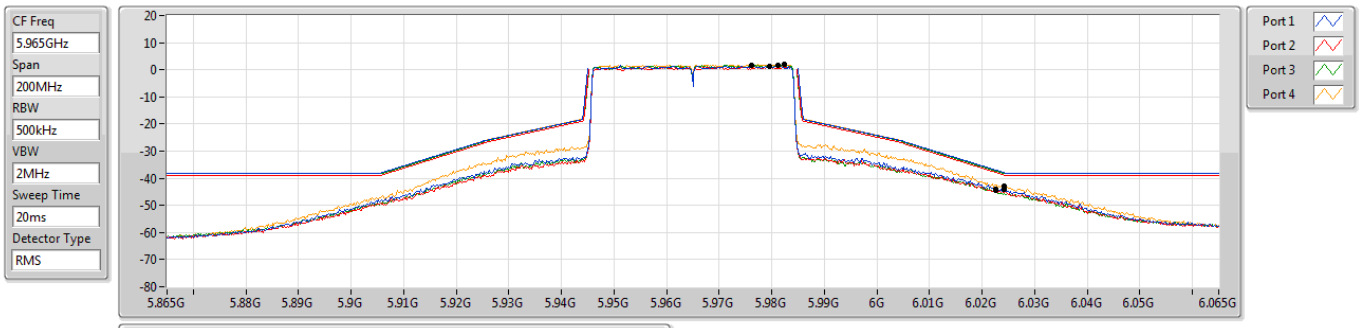

Ref(Hz)	Ref(dBm)	Freq(Hz)	Level(dBm)	Limit(dBm)	Margin(dB)	Port
5.97619G	1.72	6.0242G	-44.12	-37.92	-6.20	1
5.97959G	1.19	6.0226G	-43.94	-37.83	-6.11	2
5.98118G	1.78	6.0226G	-44.34	-37.36	-6.98	3
5.98238G	1.91	6.0242G	-42.97	-37.97	-5.00	4

5.925-6.425GHz_802.11be EHT40_Nss1,(MCS0)_4TX **MASK**

6165MHz_TX

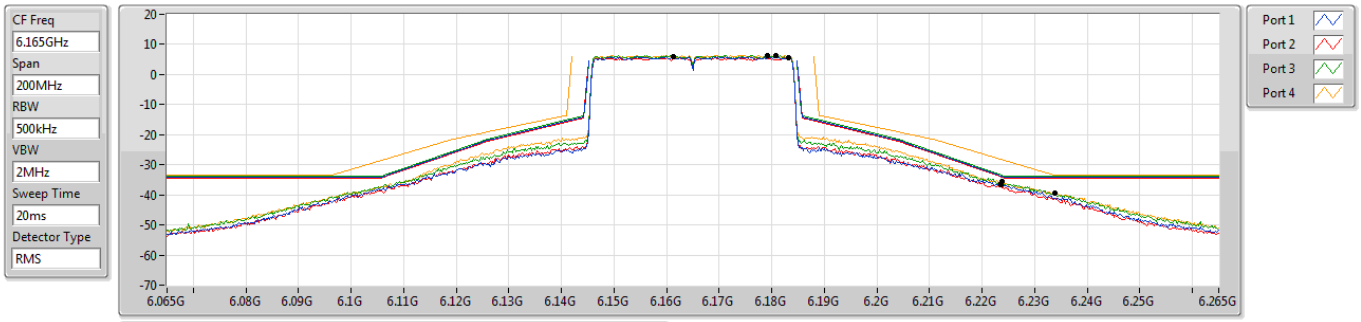

Ref(Hz)	Ref(dBm)	Freq(Hz)	Level(dBm)	Limit(dBm)	Margin(dB)	Port
6.1612G	5.89	6.2236G	-36.39	-33.74	-2.65	1
6.18318G	5.54	6.2236G	-36.53	-33.98	-2.55	2
6.18078G	6.37	6.2238G	-35.71	-33.50	-2.21	3
6.17919G	6.41	6.2338G	-39.46	-33.53	-5.93	4

5.925-6.425GHz_802.11be EHT40_Nss1,(MCS0)_4TX **MASK**

6405MHz_TX

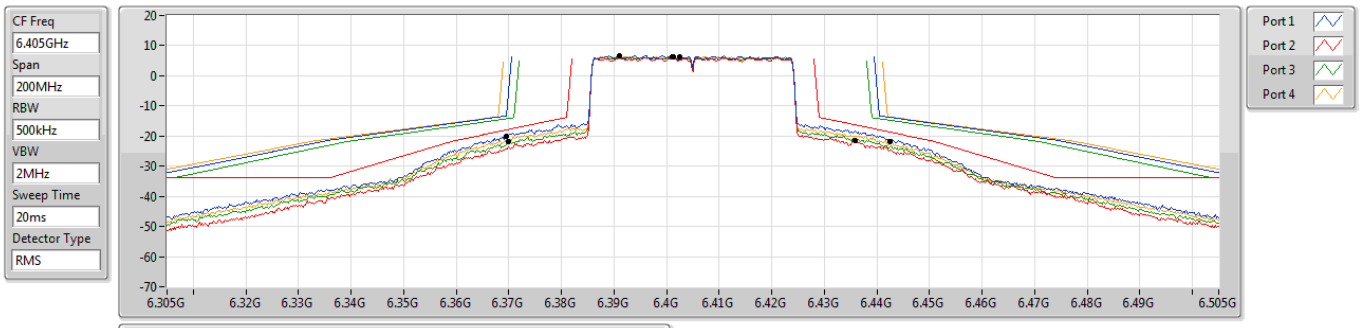

Ref(Hz)	Ref(dBm)	Freq(Hz)	Level(dBm)	Limit(dBm)	Margin(dB)	Port
6.39101G	6.71	6.3696G	-19.95	-13.29	-6.66	1
6.401G	6.22	6.4358G	-21.52	-16.27	-5.25	2
6.4012G	6.13	6.37G	-21.84	-14.14	-7.70	3
6.4024G	6.44	6.4424G	-21.89	-13.67	-8.22	4

6.525-6.875GHz_802.11be EHT40_Nss1,(MCS0)_4TX **MASK**

6565MHz_TX

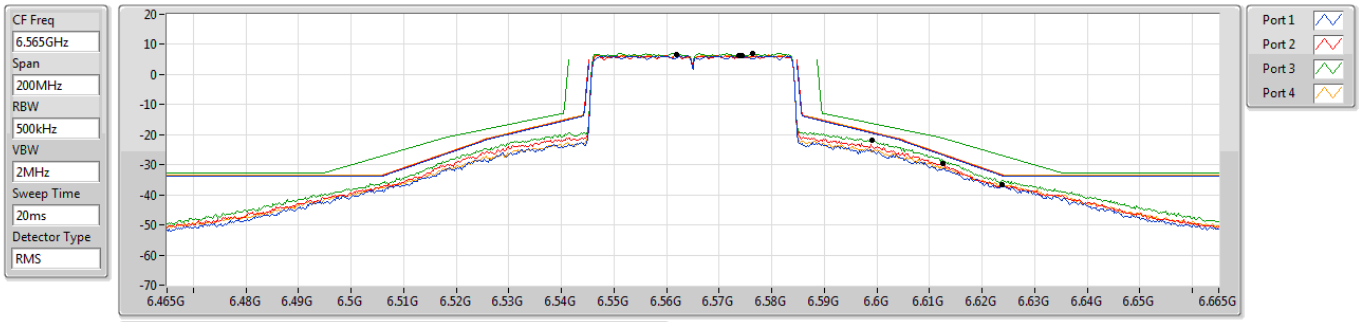

Ref(Hz)	Ref(dBm)	Freq(Hz)	Level(dBm)	Limit(dBm)	Margin(dB)	Port
6.57379G	6.23	6.6238G	-36.74	-33.64	-3.10	1
6.57439G	6.34	6.6126G	-29.54	-26.60	-2.94	2
6.57639G	7.13	6.599G	-21.78	-16.25	-5.53	3
6.5618G	6.64	6.6238G	-36.51	-33.23	-3.28	4

6.525-6.875GHz_802.11be EHT40_Nss1,(MCS0)_4TX **MASK**

6725MHz_TX

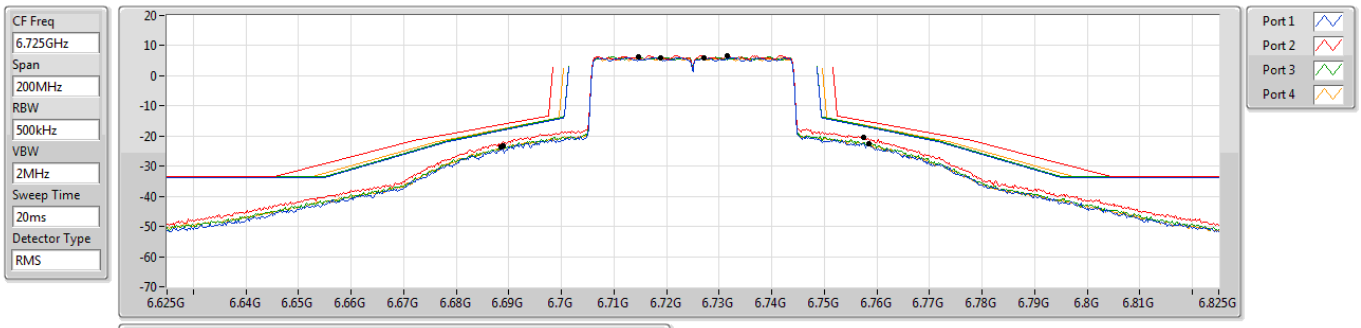

Ref(Hz)	Ref(dBm)	Freq(Hz)	Level(dBm)	Limit(dBm)	Margin(dB)	Port
6.7272G	6.07	6.7584G	-22.57	-17.13	-5.44	1
6.73159G	6.65	6.7574G	-20.30	-14.92	-5.38	2
6.71461G	6.39	6.689G	-23.08	-17.74	-5.34	3
6.71881G	6.08	6.6886G	-23.42	-17.67	-5.75	4

6.525-6.875GHz_802.11be EHT40_Nss1,(MCS0)_4TX **MASK**

6845MHz_TX

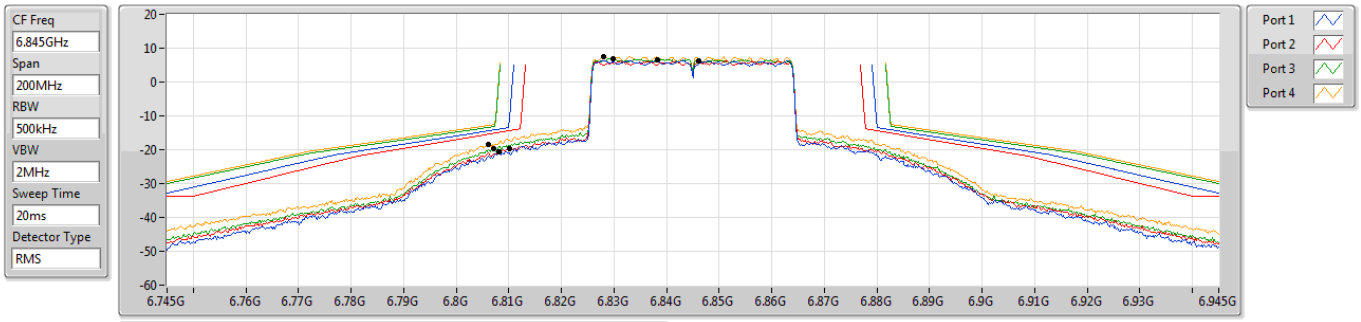

Ref(Hz)	Ref(dBm)	Freq(Hz)	Level(dBm)	Limit(dBm)	Margin(dB)	Port
6.83821G	6.54	6.8082G	-20.77	-13.92	-6.85	1
6.8462G	6.18	6.8102G	-19.62	-14.35	-5.27	2
6.82982G	6.90	6.8072G	-19.72	-13.17	-6.55	3
6.82802G	7.49	6.8062G	-18.37	-12.80	-5.57	4

5.925-6.425GHz_802.11be EHT80_Nss1,(MCS0)_4TX **MASK**

5985MHz_TX

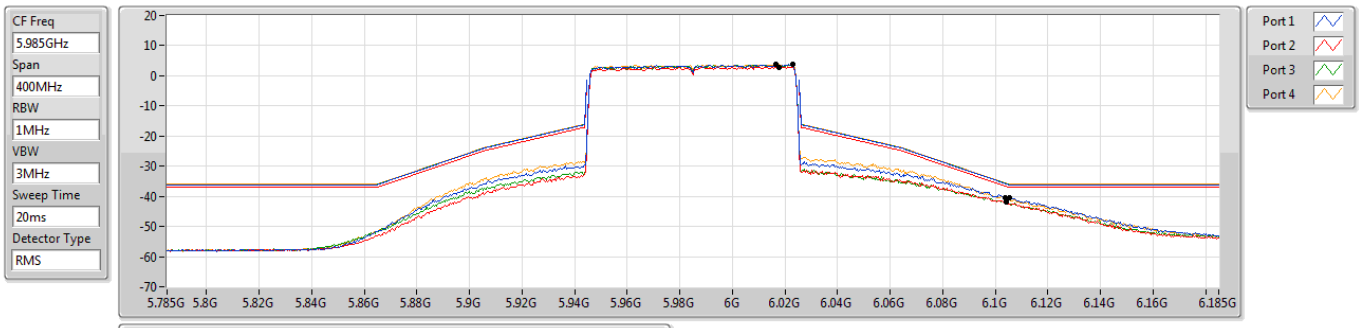

Ref(Hz)	Ref(dBm)	Freq(Hz)	Level(dBm)	Limit(dBm)	Margin(dB)	Port
6.01657G	3.79	6.1054G	-40.54	-36.21	-4.33	1
6.01777G	2.91	6.1042G	-41.91	-36.73	-5.18	2
6.01657G	3.82	6.1042G	-41.96	-35.82	-6.14	3
6.02296G	3.95	6.1038G	-40.56	-35.57	-4.99	4

5.925-6.425GHz_802.11be EHT80_Nss1,(MCS0)_4TX **MASK**

6145MHz_TX

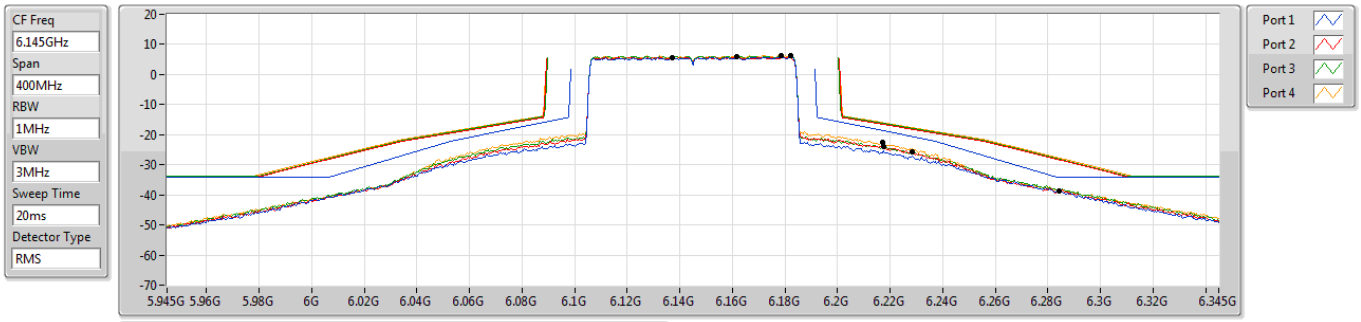

Ref(Hz)	Ref(dBm)	Freq(Hz)	Level(dBm)	Limit(dBm)	Margin(dB)	Port
6.16178G	5.79	6.2842G	-38.69	-34.21	-4.48	1
6.13701G	5.71	6.2174G	-23.86	-16.61	-7.25	2
6.17857G	6.15	6.2286G	-25.66	-17.90	-7.76	3
6.18216G	6.26	6.217G	-22.63	-15.98	-6.65	4

5.925-6.425GHz_802.11be EHT80_Nss1,(MCS0)_4TX **MASK**

6385MHz_TX

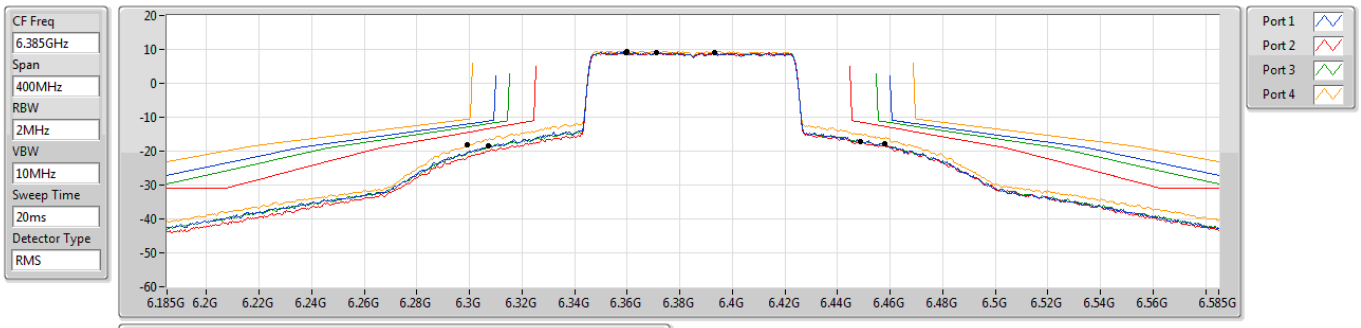

Ref(Hz)	Ref(dBm)	Freq(Hz)	Level(dBm)	Limit(dBm)	Margin(dB)	Port
6.37101G	9.12	6.3074G	-18.35	-11.11	-7.24	1
6.39339G	9.00	6.4486G	-17.10	-11.44	-5.66	2
6.35943G	8.96	6.4578G	-17.85	-11.33	-6.52	3
6.35983G	9.50	6.299G	-18.27	-10.61	-7.66	4

6.525-6.875GHz_802.11be EHT80_Nss1,(MCS0)_4TX **MASK**

6625MHz_TX

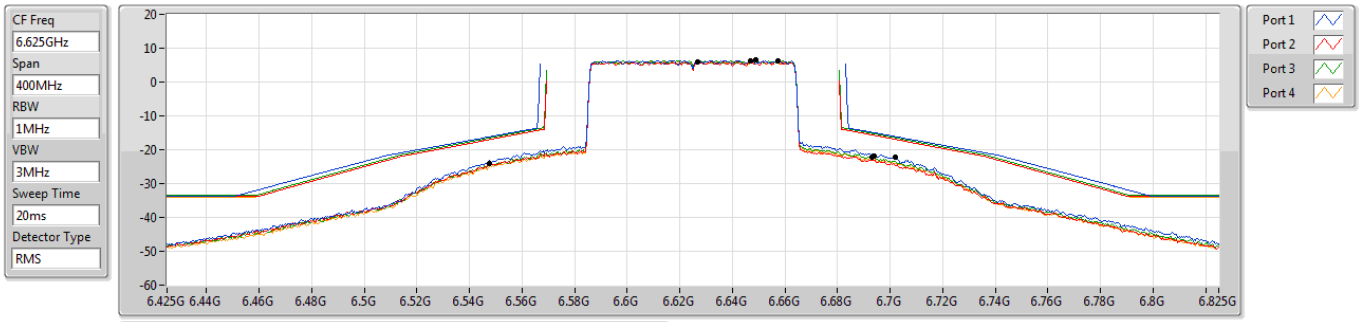

Ref(Hz)	Ref(dBm)	Freq(Hz)	Level(dBm)	Limit(dBm)	Margin(dB)	Port
6.64698G	6.40	6.7018G	-22.16	-16.11	-6.05	1
6.65737G	6.10	6.5478G	-24.12	-16.98	-7.14	2
6.64898G	6.53	6.6938G	-21.99	-15.29	-6.70	3
6.627G	6.05	6.693G	-22.23	-15.65	-6.58	4

6.525-6.875GHz_802.11be EHT80_Nss1,(MCS0)_4TX **MASK**

6705MHz_TX

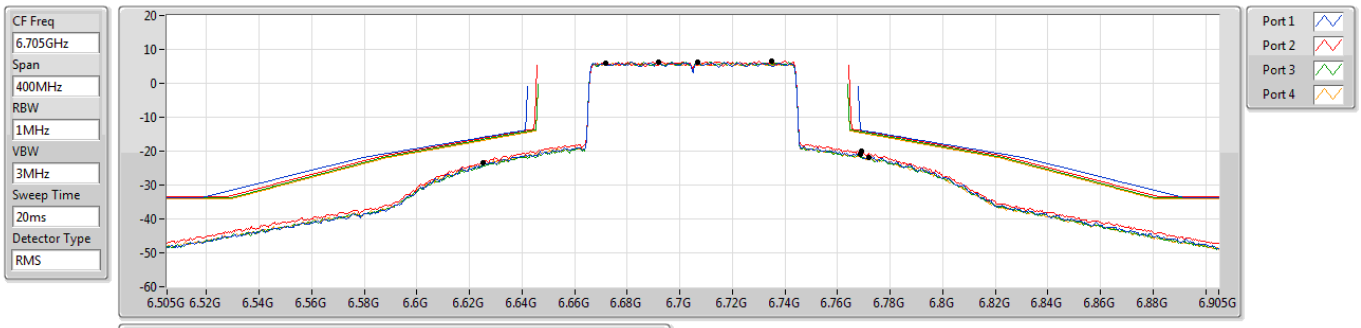

Ref(Hz)	Ref(dBm)	Freq(Hz)	Level(dBm)	Limit(dBm)	Margin(dB)	Port
6.69181G	6.22	6.7686G	-21.09	-13.80	-7.29	1
6.73497G	6.54	6.769G	-20.15	-13.99	-6.16	2
6.707G	6.29	6.7718G	-21.86	-14.73	-7.13	3
6.67183G	5.97	6.6254G	-23.32	-16.83	-6.49	4

6.525-6.875GHz_802.11be EHT80_Nss1,(MCS0)_4TX **MASK**

6785MHz_TX

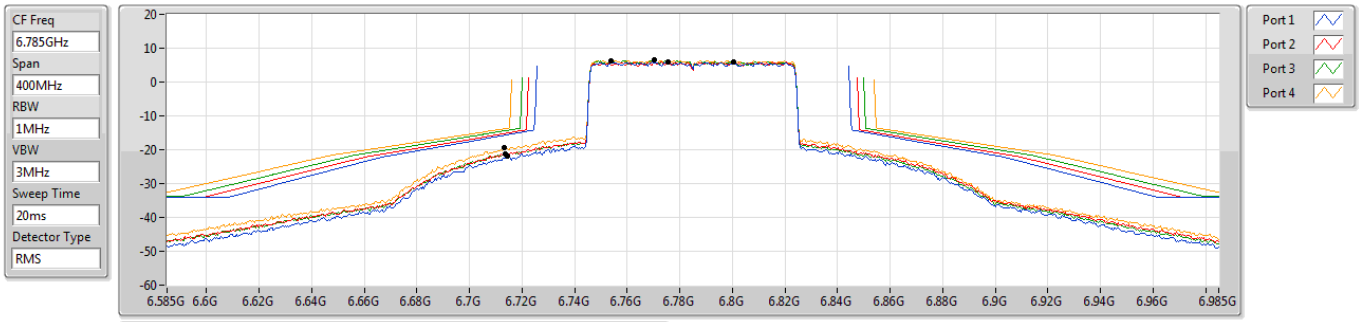

Ref(Hz)	Ref(dBm)	Freq(Hz)	Level(dBm)	Limit(dBm)	Margin(dB)	Port
6.77541G	5.84	6.7146G	-21.90	-15.57	-6.33	1
6.80058G	5.89	6.7138G	-21.16	-15.16	-6.00	2
6.75383G	6.33	6.7138G	-21.19	-14.38	-6.81	3
6.77021G	6.43	6.7134G	-19.29	-13.82	-5.47	4

5.925-6.425GHz_802.11be EHT160_Nss1,(MCS0)_4TX **MASK**

6025MHz_TX

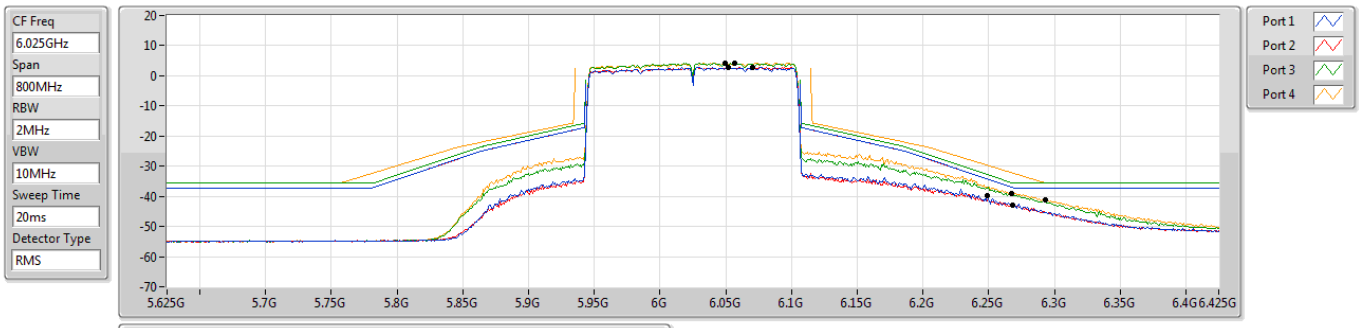

Ref(Hz)	Ref(dBm)	Freq(Hz)	Level(dBm)	Limit(dBm)	Margin(dB)	Port
6.05217G	2.83	6.249G	-39.59	-34.23	-5.36	1
6.07055G	2.81	6.2682G	-42.93	-37.08	-5.85	2
6.04978G	4.28	6.2674G	-39.07	-35.49	-3.58	3
6.05697G	4.35	6.293G	-41.11	-35.58	-5.53	4

5.925-6.425GHz_802.11be EHT160_Nss1,(MCS0)_4TX **MASK**

6185MHz_TX

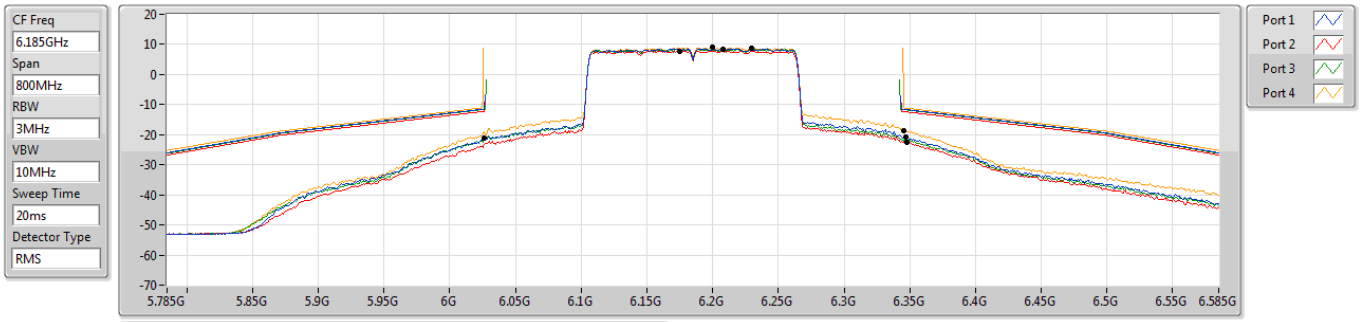

Ref(Hz)	Ref(dBm)	Freq(Hz)	Level(dBm)	Limit(dBm)	Margin(dB)	Port
6.22976G	8.60	6.3474G	-20.80	-11.64	-9.16	1
6.17461G	7.83	6.3482G	-22.40	-12.45	-9.95	2
6.20818G	8.51	6.0266G	-21.16	-11.55	-9.61	3
6.20018G	8.93	6.3458G	-18.64	-11.10	-7.54	4

5.925-6.425GHz_802.11be EHT160_Nss1,(MCS0)_4TX **MASK**

6345MHz_TX

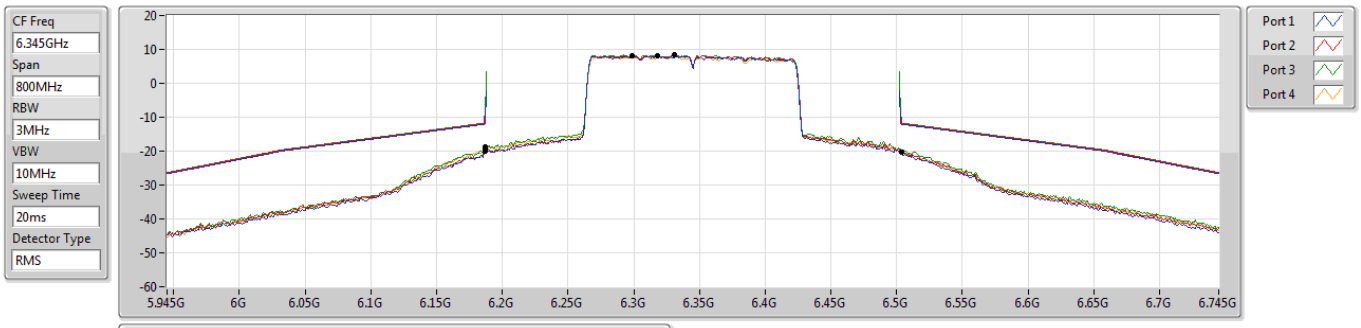

Ref(Hz)	Ref(dBm)	Freq(Hz)	Level(dBm)	Limit(dBm)	Margin(dB)	Port
6.31783G	8.02	6.1874G	-19.86	-12.00	-7.86	1
6.31783G	8.22	6.5034G	-20.26	-11.81	-8.45	2
6.33061G	8.36	6.1874G	-18.64	-11.64	-7.00	3
6.29865G	8.10	6.1874G	-19.26	-11.90	-7.36	4

6.525-6.875GHz_802.11be EHT160_Nss1,(MCS0)_4TX **MASK**

6665MHz_TX

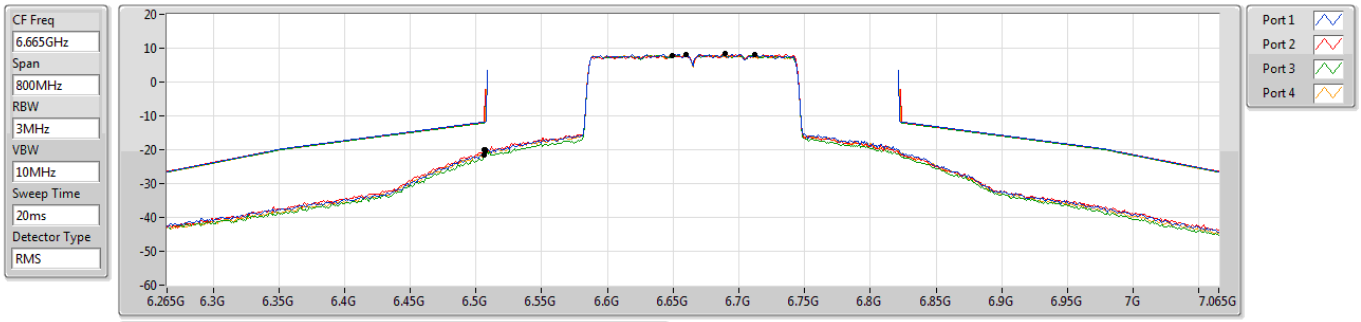

Ref(Hz)	Ref(dBm)	Freq(Hz)	Level(dBm)	Limit(dBm)	Margin(dB)	Port
6.68978G	8.32	6.5074G	-20.15	-11.72	-8.43	1
6.71215G	8.16	6.5066G	-20.06	-11.86	-8.20	2
6.64902G	7.95	6.5066G	-21.48	-12.07	-9.41	3
6.65941G	8.01	6.5074G	-20.18	-12.01	-8.17	4

5.925-6.425GHz_802.11be EHT320_Nss1,(MCS0)_4TX **MASK**

6105MHz_TX

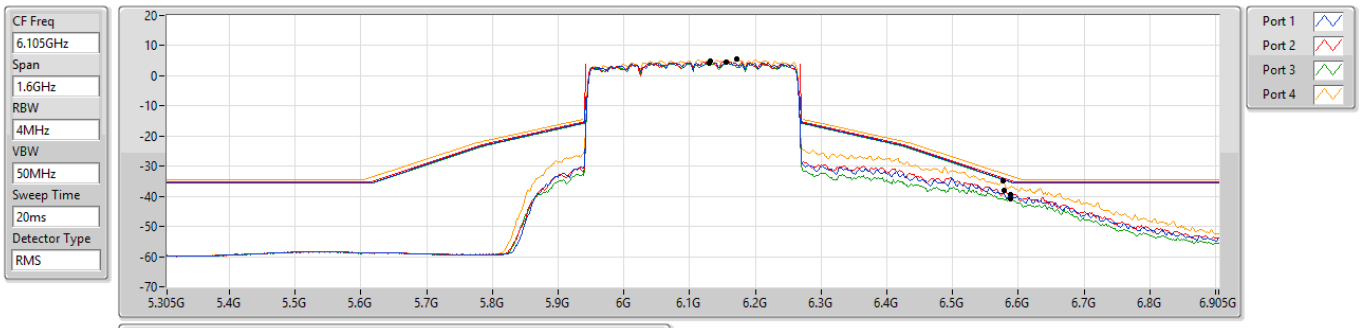

Ref(Hz)	Ref(dBm)	Freq(Hz)	Level(dBm)	Limit(dBm)	Margin(dB)	Port
6.1562G	4.49	6.5882G	-39.35	-35.17	-4.18	1
6.1322G	4.81	6.5786G	-38.04	-34.02	-4.02	2
6.1306G	4.30	6.5882G	-40.90	-35.35	-5.55	3
6.1722G	5.52	6.577G	-34.68	-32.43	-2.25	4

5.925-6.425GHz_802.11be EHT320_Nss1,(MCS0)_4TX **MASK**

6265MHz_TX

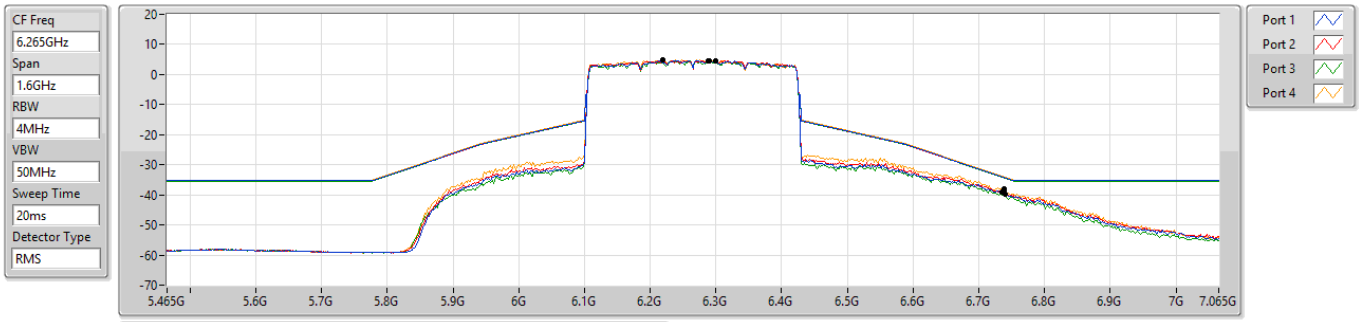

Ref(Hz)	Ref(dBm)	Freq(Hz)	Level(dBm)	Limit(dBm)	Margin(dB)	Port
6.3002G	4.70	6.7354G	-38.98	-34.01	-4.97	1
6.2906G	4.67	6.7386G	-38.81	-34.28	-4.53	2
6.289G	4.59	6.7402G	-39.94	-34.47	-5.47	3
6.2186G	4.93	6.7386G	-37.97	-34.02	-3.95	4

Frequency: 6175 MHz	Frequency Drift (ppm)			
Temperature (ºC)	**0 minute**	**2 minutes**	**5 minutes**	**10 minutes**
T20°CVmax	-2.78	-3.51	-3.05	-3.17
T20°CVmin	-3.71	-2.74	-4.50	-3.04
T40°CVnom	-5.06	-4.74	-5.64	-5.92
T30°CVnom	-3.69	-3.95	-3.74	-4.62
T20°CVnom	-4.78	-3.96	-3.87	-4.40
T10°CVnom	-1.63	-0.80	-0.43	-1.56
T0°CVnom	-0.11	-0.46	0.06	-0.57
Vnom [V]: 120	Vmax [V]: 138		Vmin [V]: 102	
Tnom [°C]: 20	Tmax [°C]: 40		Tmin [°C]: 0	

Frequency: 6715 MHz	Frequency Drift (ppm			
Temperature (ºC)	**0 minute**	**2 minutes**	**5 minutes**	**10 minutes**
T20°CVmax	-1.70	-1.66	-1.80	-2.33
T20°CVmin	-2.91	-2.68	-3.74	-3.91
T40°CVnom	-4.78	-4.71	-4.03	-3.63
T30°CVnom	-4.34	-2.82	-3.96	-3.86
T20°CVnom	-3.21	-3.93	-4.25	-3.44
T10°CVnom	-1.02	-1.28	0.51	0.20
T0°CVnom	-0.54	-1.00	0.66	0.88
Vnom [V]: 120	Vmax [V]: 138		Vmin [V]: 102	
Tnom [°C]: 20	Tmax [°C]: 40		Tmin [°C]: 0	

Modulation Mode	be EHT20-OFDMA	**Test Freq. (MHz)**	6415
Power Phase	Line		

Test by : Joe Liao Temperature: 22°C Humidity: 65%

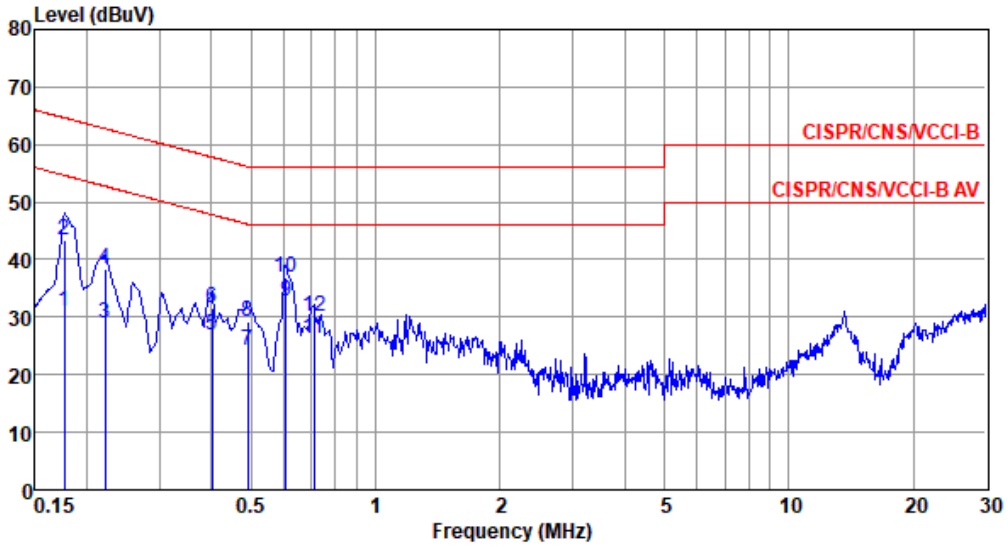

	Freq MHz	Level dBuV	Limit Line dBuV	Over Limit dB	Read Level dBuV	Factor dB	Cable loss dB	Aux dB	Remark
1	0.177	30.91	54.64	-23.73	20.99	9.62	0.07	0.23	Average
2	0.177	43.51	64.64	-21.13	33.59	9.62	0.07	0.23	QP
3	0.222	28.87	52.74	-23.87	18.93	9.62	0.06	0.26	Average
4	0.222	38.31	62.74	-24.43	28.37	9.62	0.06	0.26	QP
5	0.402	26.74	47.81	-21.07	16.71	9.62	0.08	0.33	Average
6	0.402	31.53	57.81	-26.28	21.50	9.62	0.08	0.33	QP
7	0.491	24.29	46.14	-21.85	14.25	9.62	0.08	0.34	Average
8	0.491	29.21	56.14	-26.93	19.17	9.62	0.08	0.34	QP
9*	0.608	32.72	46.00	-13.28	22.68	9.62	0.08	0.34	Average
10	0.608	36.95	56.00	-19.05	26.91	9.62	0.08	0.34	QP
11	0.708	26.25	46.00	-19.75	16.18	9.63	0.09	0.35	Average
12	0.708	29.98	56.00	-26.02	19.91	9.63	0.09	0.35	QP

Note 1: Level (dBuV) = Read Level (dBuV) + LISN Factor (dB) + Cable Loss (dB) + Aux (dB).
2: Over Limit (dB) = Level (dBuV) – Limit Line (dBuV).

Modulation Mode	be EHT20-OFDMA	**Test Freq. (MHz)**	6415
Power Phase	Neutral		

Test by : Joe Liao Temperature: 22°C Humidity: 65%

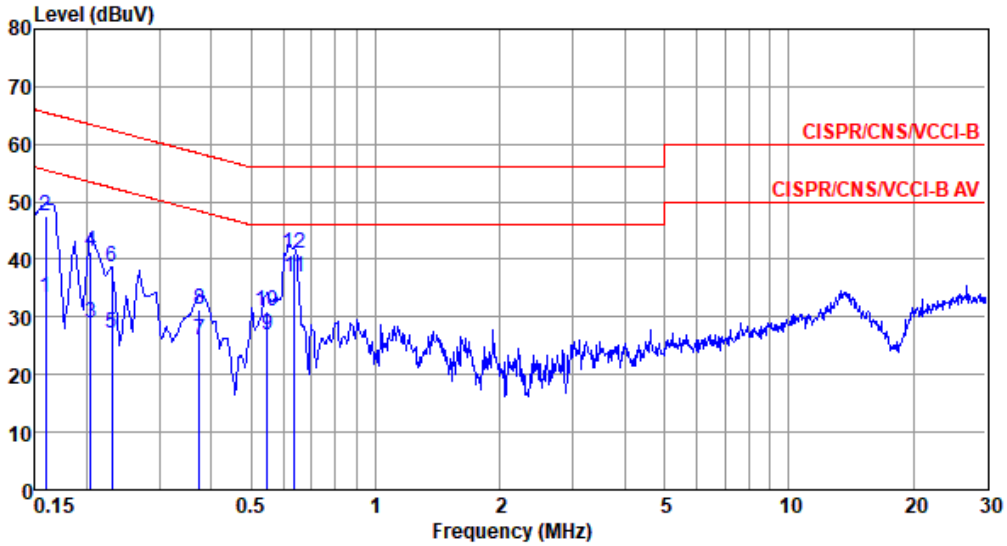

	Freq MHz	Level dBuV	Limit Line dBuV	Over Limit dB	Read Level dBuV	Factor dB	Cable loss dB	Aux dB	Remark
1	0.159	33.29	55.52	-22.23	23.45	9.63	0.08	0.13	Average
2	0.159	47.63	65.52	-17.89	37.79	9.63	0.08	0.13	QP
3	0.204	29.07	53.45	-24.38	19.21	9.63	0.06	0.17	Average
4	0.204	41.38	63.45	-22.07	31.52	9.63	0.06	0.17	QP
5	0.230	27.08	52.44	-25.36	17.20	9.63	0.06	0.19	Average
6	0.230	38.63	62.44	-23.81	28.75	9.63	0.06	0.19	QP
7	0.375	25.84	48.39	-22.55	15.90	9.62	0.08	0.24	Average
8	0.375	31.40	58.39	-26.99	21.46	9.62	0.08	0.24	QP
9	0.546	26.81	46.00	-19.19	16.84	9.62	0.08	0.27	Average
10	0.546	30.93	56.00	-25.07	20.96	9.62	0.08	0.27	QP
11*	0.637	36.80	46.00	-9.20	26.80	9.63	0.09	0.28	Average
12	0.637	41.09	56.00	-14.91	31.09	9.63	0.09	0.28	QP

Note 1: Level (dBuV) = Read Level (dBuV) + LISN Factor (dB) + Cable Loss (dB) + Aux (dB).
2: Over Limit (dB) = Level (dBuV) – Limit Line (dBuV).