FCC C2PC Test Report

FCC ID	:	**MXF-W1701K**
Equipment	:	**Tri-Band AP**
Model No.	:	**W1701K**
Brand Name	:	**Q Fiber**
Applicant	:	**Gemtek Technology Co., Ltd.**
Address	:	**No. 15-1 Zhonghua Road, Hsinchu Industrial Park, Hukou, Hsinchu, Taiwan, 30352.**
Standard	:	**47 CFR FCC Part 15.407**
Received Date	:	**Jun. 27, 2023**
Tested Date	:	**Aug. 01, 2023 ~ Jan. 04, 2024**

We, International Certification Corporation, would like to declare that the tested sample has been evaluated and in compliance with the requirement of the above standards. The test results contained in this report refer exclusively to the product. It shall not be reproduced except in full without the written approval of our laboratory.

Reviewed by:	**Approved by:**
Along Chen / Assistant Manager	**Gary Chang / Manager**

Table of Contents

1 GENERAL DESCRIPTION 5

1.1 Information 5
1.2 Local Support Equipment List 11
1.3 Test Setup Chart 11
1.4 The Equipment List 12
1.5 Test Standards 15
1.6 Reference Guidance 15
1.7 Deviation from Test Standard and Measurement Procedure 15
1.8 Measurement Uncertainty 15

2 TEST CONFIGURATION 16

2.1 Testing Facility 16
2.2 The Worst Test Modes and Channel Details 17

3 TRANSMITTER TEST RESULTS 18

3.1 Emission Bandwidth 18
3.2 Conducted Output Power 19
3.3 Power Spectral Density 20
3.4 Unwanted Emissions 21
3.5 Frequency Stability 24
3.6 AC Power Line Conducted Emissions 25

4 TEST LABORATORY INFORMATION 26

Appendix A. Emission Bandwidth
Appendix B. Conducted Output Power
Appendix C. Power Spectral Density
Appendix D. Unwanted Emissions
Appendix E. Frequency Stability
Appendix F. AC Power Line Conducted Emissions

Release Record

Report No.	Version	Description	Issued Date
FR362701-01AN	Rev. 01	Initial issue	Mar. 18, 2024

Summary of Test Results

FCC Rules	Test Items	Measured	Result
15.207	AC Power Line Conducted Emissions	[dBuV]: 0.637MHz 36.91 (Margin -9.09dB) - AV	Pass
15.407(b) 15.209	Unwanted Emissions	[dBuV/m at 3m]: 5150.00MHz 53.82 (Margin -0.18dB) - AV	Pass
15.407(a)	Emission Bandwidth	Meet the requirement of limit	Pass
15.407(a)	Conducted Output Power	Max Power [dBm]: ***Non-beamforming mode*** 5250~5350MHz: 23.88 5470~5725MHz: 23.68 ***Beamforming mode*** 5250~5350MHz: 23.67 5470~5725MHz: 23.64	Pass
15.407(a)	Power Spectral Density	Meet the requirement of limit	Pass
15.407(g)	Frequency Stability	Meet the requirement of limit	Pass
15.203	Antenna Requirement	Meet the requirement of limit	Pass

Declaration of Conformity:
The test results with all measurement uncertainty excluded are presented in accordance with the regulation limits or requirements declared by manufacturers.
Comments and Explanations:
The declared of product specification for EUT presented in the report are provided by the manufacturer, and the manufacturer takes all the responsibilities for the accuracy of product specification.

1 General Description

1.1 Information

This report is issued as a Class II Permissive Change.

This report is issued as a supplementary report to original ICC report no. FR362701AN. The difference is concerned with following items:

- ✧ Adding 5250~5350MHz and 5470~5725 MHz band by software setting.
- ✧ Adding one Internal Power source.

Therefore, all related test items had been tested and presented in the following sections.

1.1.1 Specification of the Equipment under Test (EUT)

RF General Information					
Frequency Range (MHz)	**IEEE Std. 802.11**	**Ch. Freq. (MHz)**	**Channel Number**	**Transmit Chains (N_{TX})**	**Data Rate / MCS**
5150-5250 5250-5350 5470-5725 5725-5850	a	5180-5240 5260-5320 5500-5720 5745-5825	36-48 [4] 52-64 [4] 100-144 [12] 149-165 [5]	4	6-54 Mbps
5150-5250 5250-5350 5470-5725 5725-5850	n (HT20)	5180-5240 5260-5320 5500-5720 5745-5825	36-48 [4] 52-64 [4] 100-144 [12] 149-165 [5]	4	MCS 0-31 MCS 0-31
5150-5250 5250-5350 5470-5725 5725-5850	n (HT40)	5190-5230 5270-5310 5510-5710 5755-5795	38-46 [2] 54-62 [2] 102-142 [6] 151-159 [2]	4	MCS 0-31 MCS 0-31
5150-5250 5250-5350 5470-5725 5725-5850	ac (VHT20)	5180-5240 5260-5320 5500-5720 5745-5825	36-48 [4] 52-64 [4] 100-144 [12] 149-165 [5]	4	MCS 0-9
5150-5250 5250-5350 5470-5725 5725-5850	ac (VHT40)	5190-5230 5270-5310 5510-5710 5755-5795	38-46 [2] 54-62 [2] 102-142 [6] 151-159 [2]	4	MCS 0-9
5150-5250 5250-5350 5470-5725 5725-5850	ac (VHT80)	5210 5290 5530-5690 5775	42 [1] 58 [1] 106-138 [3] 155 [1]	4	MCS 0-9
5150-5250 5250-5350 5470-5725 5725-5850	ac (VHT160)	5250 5570	50 [1] 114 [1]	4	MCS 0-9
5150-5250 5250-5350 5470-5725 5725-5850	ax (HE20)	5180-5240 5260-5320 5500-5720 5745-5825	36-48 [4] 52-64 [4] 100-144 [12] 149-165 [5]	4	MCS 0-11

5150-5250 5250-5350 5470-5725 5725-5850	ax (HE40)	5190-5230 5270-5310 5510-5710 5755-5795	38-46 [2] 54-62 [2] 102-142 [6] 151-159 [2]	4	MCS 0-11
5150-5250 5250-5350 5470-5725 5725-5850	ax (HE80)	5210 5290 5530-5690 5775	42 [1] 58 [1] 106-138 [3] 155 [1]	4	MCS 0-11
5150-5250 5250-5350 5470-5725 5725-5850	ac (HE160)	5250 5570	50 [1] 114 [1]	4	MCS 0-11
5150-5250 5250-5350 5470-5725 5725-5850	be (EHT20)	5260-5320 5500-5720	52-64 [4] 100-144 [12]	4	MCS 0-13
5150-5250 5250-5350 5470-5725 5725-5850	be (EHT 40)	5270-5310 5510-5710	54-62 [2] 102-142 [6]	4	MCS 0-13
5150-5250 5250-5350 5470-5725 5725-5850	be (EHT 80)	5290 5530-5690	58 [1] 106-138 [3]	4	MCS 0-13
5150-5250 5250-5350 5470-5725 5725-5850	be (EHT 160)	5250 5570	50 [1] 114 [1]	4	MCS 0-13
Note 1: OFDM/OFDMA- BPSK, QPSK, 16QAM, 64QAM, 256QAM, 1024QAM and 4096QAM modulation. Note 2: 802.11be supports beamforming function.					

1.1.2 Antenna Details

Ant. No.	Brand	Model	Type	Connector	Operating Frequencies (MHz) / Antenna Gain (dBi)			
					5150~5250	5250~5350	5470~5725	5725~5850
1	Gemtek	WREM-129AX_Dual_Ant1	PIFA	NA	1.21	1.19	1.05	1.43
2	Gemtek	WREM-129AX_Dual_Ant2	PIFA	UFL	1.17	1.33	1.16	2.06
3	Gemtek	WREM-129AX_Dual_Ant3	PIFA	UFL	1.39	1.23	1.31	2.81
4	Gemtek	WREM-129AX_Dual_Ant4	PIFA	UFL	2.58	2.22	1.79	1.37
5	Gemtek	WREM-129AX_DFS	PIFA	UFL	4.24	4.44	4.57	4.43

1.1.3 Power Supply Type of Equipment under Test (EUT)

Power Supply Type	12Vdc from Internal Power source

1.1.4 Accessories (Adding Internal Power source was marked in boldface.)

Accessories		
No.	**Equipment**	**Description**
1	Internal Power source	Brand: LUCENT TRANS ELECTRONICS CO., LTD. Model: 1A106-US1240 I/P: 100-120Vac, 50/60Hz, 1.4A max O/P: 12V⎓4.0A, 48.0W
2	Internal Power source	Brand: LEADER ELECTRONICS INC. Model: SL42-1120350-3C I/P: 100-120Vac, 50-60Hz, 1.5A O/P: 12V⎓3.5A
3	**Internal Power source**	**Brand: Hunan Frecom electronics Co.,Ltd** **Model: FC042X02-120035** **I/P: 100-120Vac, 50/60Hz, 1.2A** **O/P: 12V⎓3.5A**
4	Fan	Brand: SUNONWEALTH ELECTRIC MACHINE INDUSTRY CO LTD Model: EG75070S1-C395-S99
5	Fan	Brand: Yingfan Model: NB801005HHT4B10001

1.1.5 Channel List

802.11a / n HT20 / ac VHT20 / ax HE20 / be EHT20		802.11n HT40 / ac VHT40 / ax HE40 / be EHT40	
Channel	**Frequency(MHz)**	**Channel**	**Frequency(MHz)**
36	5180	38	5190
40	5200	46	5230
44	5220	54	5270
48	5240	62	5310
52	5260	102	5510
56	5280	110	5550
60	5300	118	5590
64	5320	126	5630
100	5500	134	5670
104	5520	142	5710
108	5540	151	5755
112	5560	159	5795
116	5580	**802.11ac VHT80 / ax HE80 / be EHT80**	
120	5600	42	5190
124	5620	58	5290
128	5640	106	5530
132	5660	122	5610
136	5680	138	5690
140	5700	155	5775
144	5720	**802.11ac VHT160 / ax HE160 / be EHT160**	
149	5745	50	5250
153	5765	114	5570
157	5785	-	-
161	5805	-	-
165	5825	-	-

1.1.6 Test Tool and Duty Cycle

Test Tool	QATool, Version: 0.0.2.99		
Duty Cycle and Duty Factor	**Mode**	**Duty Cycle (%)**	**Duty Factor (dB)**
	11a	98.95%	0.05
	be EHT20-OFDMA	99.75%	0.01
	be EHT40-OFDMA	99.02%	0.04
	be EHT80-OFDMA	96.57%	0.15
	be EHT160-OFDMA	92.12%	0.36

1.1.7 Power Index of Test Tool

Modulation Mode	Test Frequency (MHz)	Power Index	
		Non-beamforming mode	Beamforming mode
11a	5260	17	---
11a	5300	17	---
11a	5320	17	---
11a	5500	17	---
11a	5580	16.5	---
11a	5700	17.5	---
11a	5720	17	---
be EHT20-OFDMA	5260	17	34
be EHT20-OFDMA	5300	17	35
be EHT20-OFDMA	5320	17	36
be EHT20-OFDMA	5500	17	34
be EHT20-OFDMA	5580	16.5	33
be EHT20-OFDMA	5700	17.5	35
be EHT20-OFDMA	5720	17	33
be EHT20-OFDMA	5785	21.5	---
be EHT40-OFDMA	5230	22	---
be EHT40-OFDMA	5270	17.5	35
be EHT40-OFDMA	5310	17.5	36
be EHT40-OFDMA	5510	17	34
be EHT40-OFDMA	5590	17	34
be EHT40-OFDMA	5670	17	34
be EHT40-OFDMA	5710	17	32
be EHT80-OFDMA	5290	17	35
be EHT80-OFDMA	5530	17	34
be EHT80-OFDMA	5610	17	34
be EHT80-OFDMA	5690	17	32
be EHT160-OFDMA	5250	20	37
be EHT160-OFDMA	5570	17.5	36

1.2 Local Support Equipment List

Support Equipment List					
No.	**Equipment**	**Brand**	**Model**	**FCC ID**	**Remarks**
1	Laptop	DELL	Latitude 5400	DoC	---
2	Laptop	DELL	Latitude E5470	DoC	---
3	Fixture	---	---	---	---
4	Laptop	DELL	Latitude E5470	---	---

Note: The fixture and laptop are disconnected from EUT and removed from test table when EUT is set to transmit continuously.

1.3 Test Setup Chart

Test Setup Diagram

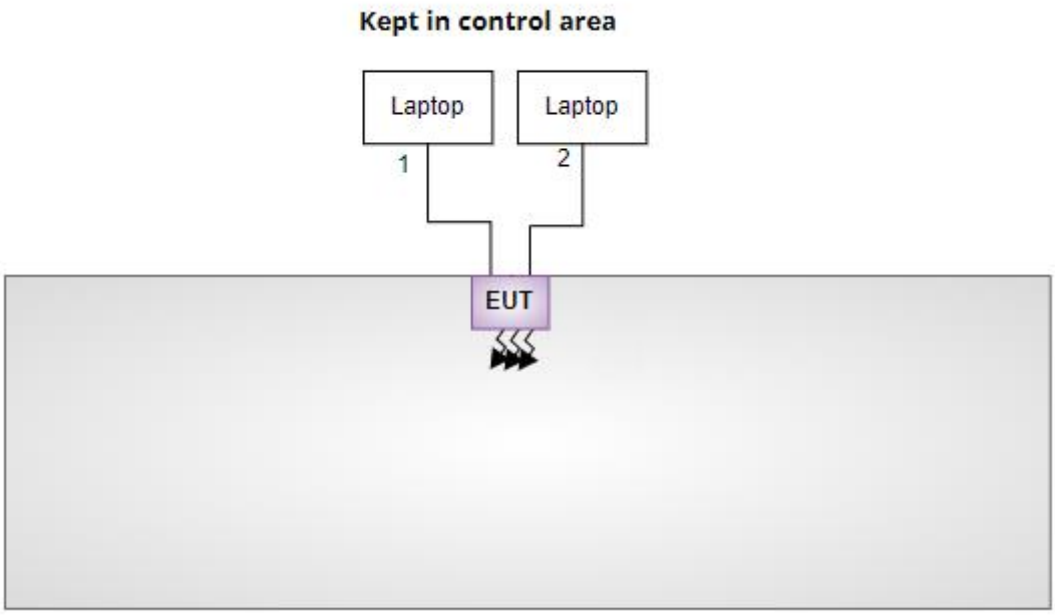

No.	Signal cable / Length (m)
1-2	RJ45, 10m non-shielded.

1.4 The Equipment List

Test Item	Conducted Emission				
Test Site	Conduction room 1 / (CO01-WS)				
Tested Date	Jan. 04, 2024				
Instrument	**Brand**	**Model No.**	**Serial No.**	**Calibration Date**	**Calibration Until**
Receiver	R&S	ESR3	101658	Feb. 17, 2023	Feb. 16, 2024
LISN	R&S	ENV216	101579	May 09, 2023	May 08, 2024
RF Cable-CON	Woken	CFD200-NL	CFD200-NL-001	Oct. 11, 2023	Oct. 10, 2024
LISN (Support Unit)	SCHWARZBECK	Schwarzbeck 8127	8127-666	Feb. 24, 2023	Feb. 23, 2024
50 ohm terminal (Support Unit)	NA	50	01	Jun. 14, 2023	Jun. 13, 2024
Measurement Software	AUDIX	e3	6.120210k	NA	NA
Note: Calibration Interval of instruments listed above is one year.					

Test Item	RF Conducted				
Test Site	(TH01-WS)				
Tested Date	Aug. 01 ~ Aug. 22, 2023				
Instrument	**Brand**	**Model No.**	**Serial No.**	**Calibration Date**	**Calibration Until**
Spectrum Analyzer	R&S	FSV40	101910	Apr. 14, 2023	Apr. 13, 2024
Power Meter	Anritsu	ML2495A	1241002	Nov. 23, 2022	Nov. 22, 2023
Power Sensor	Anritsu	MA2411B	1207366	Nov. 23, 2022	Nov. 22, 2023
TEMP&HUMIDITY CHAMBER	GIANT FORCE	GCT-225-40-SP-SD	MAF1212-002	Jun. 21, 2023	Jun. 20, 2024
AC POWER SOURCE	APC	AFC-500W	F312060012	Dec. 09, 2022	Dec. 08, 2023
Attenuator	Pasternack	PE7005-10	10-2	Oct. 06, 2022	Oct. 05, 2023
Measurement Software	Sporton	SENSE-15407_NII	V5.11	NA	NA
Note: Calibration Interval of instruments listed above is one year.					

Test Item	Radiated Emission				
Test Site	966 chamber1 / (03CH01-WS)				
Tested Date	Aug. 14 ~ Aug. 24, 2023				
Instrument	**Brand**	**Model No.**	**Serial No.**	**Calibration Date**	**Calibration Until**
Receiver	R&S	ESR3	101657	Mar. 03, 2023	Mar. 02, 2024
Receiver	R&S	ESR3	101657	Mar. 03, 2023	Mar. 02, 2024
Spectrum Analyzer	R&S	FSV40	101498	Nov. 21, 2022	Nov. 20, 2023
Loop Antenna	R&S	HFH2-Z2	100330	Nov. 01, 2022	Oct. 31, 2023
Bilog Antenna	SCHWARZBECK	VULB9168	VULB9168-522	Jul. 31, 2023	Jul. 30, 2024
Horn Antenna 1G-18G	SCHWARZBECK	BBHA 9120 D	BBHA 9120 D 1096	Nov. 25, 2022	Nov. 24, 2023
Horn Antenna 18G-40G	SCHWARZBECK	BBHA 9170	BBHA 9170517	Oct. 27, 2022	Oct. 26, 2023
Preamplifier	EMC	EMC02325	980225	Jun. 28, 2023	Jun. 27, 2024
Preamplifier	EMC	EMC118A45SE	980898	Jul. 14, 2023	Jul. 13, 2024
Preamplifier	EMC	EMC184045SE	980903	Jul. 17, 2023	Jul. 16, 2024
Loop Antenna Cable	KOAX KABEL	101354-BW	101354-BW	Oct. 04, 2022	Oct. 03, 2023
LF cable 3M	Woken	CFD400NL-LW	CFD400NL-001	Oct. 04, 2022	Oct. 03, 2023
LF cable 11M	EMC	EMCCFD400-NW-NW-11000	200801	Oct. 04, 2022	Oct. 03, 2023
LF cable 1M	EMC	EMCCFD400-NM-NM-1000	160502	Oct. 04, 2022	Oct. 03, 2023
RF Cable	EMC	EMC104-35M-35M-8000	210920	Oct. 04, 2022	Oct. 03, 2023
RF Cable	EMC	EMC104-35M-35M-3000	210922	Oct. 04, 2022	Oct. 03, 2023
HIGHPASS FILTER 7-18G	K&L	11SH10-7000/T18000-O/OP	18	Oct. 06, 2022	Oct. 05, 2023
Attenuator	Pasternack	PE7005-10	10-1	Oct. 06, 2022	Oct. 05, 2023
Measurement Software	AUDIX	e3	6.120210g	NA	NA
Note: Calibration Interval of instruments listed above is one year.					

Test Item	Radiated Emission				
Test Site	966 chamber1 / (03CH01-WS)				
Tested Date	Jan. 04, 2024				
Instrument	**Brand**	**Model No.**	**Serial No.**	**Calibration Date**	**Calibration Until**
Receiver	R&S	ESR3	101657	Mar. 03, 2023	Mar. 02, 2024
Spectrum Analyzer	R&S	FSV40	101498	Nov. 23, 2023	Nov. 22, 2024
Loop Antenna	R&S	HFH2-Z2	100330	Oct. 31, 2023	Oct. 30, 2024
Bilog Antenna	SCHWARZBECK	VULB9168	VULB9168-522	Jul. 31, 2023	Jul. 30, 2024
Horn Antenna 1G-18G	SCHWARZBECK	BBHA 9120 D	BBHA 9120 D 1096	Nov. 27, 2023	Nov. 26, 2024
Horn Antenna 18G-40G	SCHWARZBECK	BBHA 9170	BBHA 9170517	Oct. 30, 2023	Oct. 29, 2024
Preamplifier	EMC	EMC02325	980225	Jun. 28, 2023	Jun. 27, 2024
Preamplifier	EMC	EMC118A45SE	980898	Jul. 14, 2023	Jul. 13, 2024
Preamplifier	EMC	EMC184045SE	980903	Jul. 17, 2023	Jul. 16, 2024
Loop Antenna Cable	KOAX KABEL	101354-BW	101354-BW	Oct. 03, 2023	Oct. 02, 2024
LF cable 3M	Woken	CFD400NL-LW	CFD400NL-001	Oct. 03, 2023	Oct. 02, 2024
LF cable 11M	EMC	EMCCFD400-NW-NW-11000	200801	Oct. 03, 2023	Oct. 02, 2024
LF cable 1M	EMC	EMCCFD400-NM-NM-1000	160502	Oct. 03, 2023	Oct. 02, 2024
RF Cable	EMC	EMC104-35M-35M-8000	210920	Oct. 03, 2023	Oct. 02, 2024
RF Cable	EMC	EMC104-35M-35M-3000	210922	Oct. 03, 2023	Oct. 02, 2024
Attenuator	Pasternack	PE7005-10	10-1	Oct. 05, 2023	Oct. 04, 2024
HIGHPASS FILTER 7-18G	K&L	11SH10-7000/T18000-O/OP	18	Oct. 05, 2023	Oct. 04, 2024
Measurement Software	AUDIX	e3	6.120210g	NA	NA
Note: Calibration Interval of instruments listed above is one year.					

1.5 Test Standards

47 CFR FCC Part 15.407
ANSI C63.10-2013

1.6 Reference Guidance

FCC KDB 412172 D01 Determining ERP and EIRP v01r01
FCC KDB 662911 D01 Multiple Transmitter Output v02r01
FCC KDB 789033 D02 General UNII Test Procedures New Rules v02r01
FCC KDB 291074 D02 EMC Measurement v01

1.7 Deviation from Test Standard and Measurement Procedure

None

1.8 Measurement Uncertainty

The measurement uncertainties given below are based on a 95% confidence level (based on a coverage factor (k=2)).

Measurement Uncertainty	
Parameters	**Uncertainty**
Bandwidth	±34.130 Hz
Conducted power	±0.808 dB
Frequency error	$\pm 1 \times 10^{-9}$
Power density	±0.583 dB
Conducted emission	±2.715 dB
AC conducted emission	±2.92 dB
Unwanted Emission ≤ 1GHz	±3.41 dB
Unwanted Emission > 1GHz	±4.59 dB
Time	±0.1%
Temperature	±0.4 ºC

2 Test Configuration

2.1 Testing Facility

Test Laboratory	International Certification Corporation
Test Site	CO01-WS, 03CH01-WS, TH01-WS
Address of Test Site	No.3-1, Lane 6, Wen San 3rd St., Kwei Shan Dist., Tao Yuan City 33381, Taiwan (R.O.C.)

- FCC Designation No.: TW2732
- FCC site registration No.: 181692
- ISED#: 10807A
- CAB identifier: TW2732

2.2 The Worst Test Modes and Channel Details

Test item	Modulation Mode	Test Frequency (MHz)	Data Rate	Mode
Non-beamforming mode				
Conducted Emissions	be EHT160-OFDMA be EHT20-OFDMA	5250 5745	MCS 0 MCS 0	---
Radiated Emissions ≤1GHz	be EHT160-OFDMA be EHT20-OFDMA	5250 5745	MCS 0 MCS 0	---
Radiated Emissions >1GHz	11a	5260 / 5300 / 5320 5500 / 5580 / 5700 / 5720	6 Mbps	
	be EHT20-OFDMA	5260 / 5300 / 5320 5500 / 5580 / 5700 / 5720 / 5785	MCS 0	
	be EHT40-OFDMA	5230 / 5270 / 5310 5510 / 5590 / 5670 / 5710	MCS 0	
	be EHT80-OFDMA	5290 / 5530 / 5610 / 5690	MCS 0	
	be EHT160-OFDMA	5250 / 5570	MCS 0	
RF Output Power Emission Bandwidth Peak Power Spectral Density	11a	5260 / 5300 / 5320 5500 / 5580 / 5700 / 5720	6 Mbps	---
	be EHT20-OFDMA	5260 / 5300 / 5320 5500 / 5580 / 5700 / 5720	MCS 0	
	be EHT40-OFDMA	5270 / 5310 5510 / 5590 / 5670 / 5710	MCS 0	
	be EHT80-OFDMA	5290 / 5530 / 5610 / 5690	MCS 0	
	be EHT160-OFDMA	5250 / 5570	MCS 0	
Frequency Stability	Un-modulation	5300	---	---
Beamforming mode				
RF Output Power	11a	5260 / 5300 / 5320 5500 / 5580 / 5700 / 5720	6 Mbps	---
	be EHT20-OFDMA	5260 / 5300 / 5320 5500 / 5580 / 5700 / 5720	MCS 0	
	be EHT40-OFDMA	5270 / 5310 5510 / 5590 / 5670 / 5710	MCS 0	
	be EHT80-OFDMA	5290 / 5530 / 5610 / 5690	MCS 0	
	be EHT160-OFDMA	5250 / 5570	MCS 0	

NOTE:

1. The EUT was pretested with 3 orientations placed on the table for the radiated emission measurement – X, Y, and Z-plane. The **Y-plane** results were found as the worst case and were shown in this report.
2. Three Internal Power source (LUCENT TRANS ELECTRONICS CO., LTD., LEADER ELECTRONICS INC., Hunan Frecom electronics Co.,Ltd) had been covered during the pretest, and found that **LUCENT TRANS ELECTRONICS CO.** worst case and was selected for final test.
3. Two Fan (SUNONWEALTH ELECTRIC MACHINE INDUSTRY CO LTD and Yingfan) had been covered during the pretest, and found that **SUNONWEALTH ELECTRIC MACHINE INDUSTRY CO LTD** was the worst case and was selected for final test.
4. Non-beamforming and beamforming mode had been covered during the pretest. The worst mode is Non-beamforming thus Non-beamforming is tested for all test items

3 Transmitter Test Results

3.1 Emission Bandwidth

Within the 5.725-5.85 GHz band, the minimum 6 dB bandwidth of U-NII devices shall be at least 500 kHz.

3.1.1 Test Procedures

26dB Bandwidth

1. Set RBW = approximately 1% of the emission bandwidth.
2. Set the VBW > RBW, Detector = Peak.
3. Trace mode = max hold.
4. Measure the maximum width of the emission that is 26 dB down from the peak of the emission.

Occupied Bandwidth

1. Set RBW = 1 % to 5 % of the OBW.
2. Set VBW ≥ 3 RBW.
3. Sample detection and single sweep mode shall be used.
4. Use the 99 % power bandwidth function of the instrument.

6dB Bandwidth

1. Set RBW = 100kHz, VBW = 300kHz.
2. Detector = Peak,Trace mode = max hold.
3. Allow the trace to stabilize.
4. Measure the maximum width of the emission that is constrained by the frequencies associated with the two outermost amplitude points (upper and lower frequencies) that are attenuated by 6 dB relative to the maximum level measured in the fundamental emission.

3.1.2 Test Setup

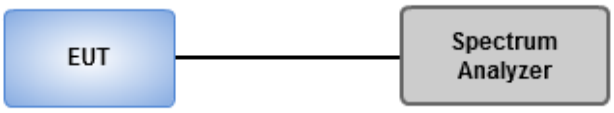

3.1.3 Test Results

Ambient Condition	23-24°C / 65%	**Tested By**	Aska Huang

Refer to Appendix A.

3.2 Conducted Output Power

3.2.1 Limit of Conducted Output Power

Frequency Band (MHz)		Limit
☒	5250 ~ 5350	Conducted Power: 250mW or 11dBm+10 log B
☒	5470 ~ 5725	Conducted Power: 250mW or 11dBm+10 log B
Note: “B” is the 26dB emission bandwidth in MHz.		

3.2.2 Test Procedures

Method PM-G (Measurement using a gated RF average power meter)

Measurements is performed using a wideband gated RF power meter provided that the gate parameters are adjusted such that the power is measured only when the EUT is transmitting at its maximum power control level. Since the measurement is made only during the ON time of the transmitter, no duty cycle correction factor is required.

Spectrum analyzer

1. Set RBW = 1MHz, VBW = 3MHz, Sweep time = Auto, Detector = RMS.
2. Trace average at least 100 traces in power averaging mode.
3. Compute power by integrating the spectrum across the 26 dB EBW.
4. Add 10 log(1/X, X:duty cycle) if duty cycle is <98%).

3.2.3 Test Setup

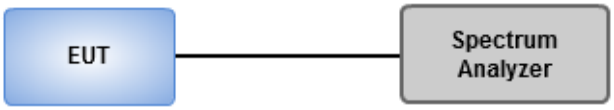

3.2.4 Test Results

Ambient Condition	23-24°C / 65%	Tested By	Aska Huang

Refer to Appendix B.

3.3 Power Spectral Density

3.3.1 Limit of Power Spectral Density

Frequency Band (MHz)		Limit
☒	5250 ~ 5350	11 dBm / MHz
☒	5470 ~ 5725	11 dBm / MHz

3.3.2 Test Procedures

Duty cycle ≥ 98 %

1. Set RBW = 1 MHz, VBW = 3 MHz, Sweep time = auto, Detector = RMS.
2. Trace average 100 traces.
3. Use the peak marker function to determine the maximum amplitude level.

Duty cycle < 98 %

1. Set RBW = 1 MHz, VBW = 3 MHz, Detector = RMS.
2. Set sweep time ≥ 10 * (number of points in sweep) * (total on/off period of the transmitted signal).
3. Perform a single sweep.
4. Use the peak marker function to determine the maximum amplitude level.
5. Add 10 log(1/x), where x is the duty cycle.

3.3.3 Test Setup

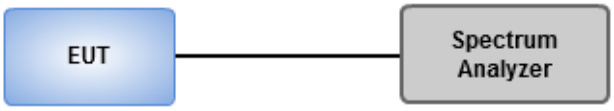

3.3.4 Test Results

Ambient Condition	23-24°C / 65%	Tested By	Aska Huang

Refer to Appendix C.

3.4 Unwanted Emissions

3.4.1 Limit of Unwanted Emissions

Restricted Band Emissions Limit			
Frequency Range (MHz)	**Field Strength (uV/m)**	**Field Strength (dBuV/m)**	**Measure Distance (m)**
0.009~0.490	2400/F(kHz)	48.5 - 13.8	300
0.490~1.705	24000/F(kHz)	33.8 - 23	30
1.705~30.0	30	29	30
30~88	100	40	3
88~216	150	43.5	3
216~960	200	46	3
Above 960	500	54	3

Note 1:
Qusai-Peak value is measured for frequency below 1GHz except for 9–90 kHz, 110–490 kHz frequency band. Peak and average value are measured for frequency above 1GHz. The limit on average radio frequency emission is as above table. The limit on peak radio frequency emissions is 20 dB above the maximum permitted average emission limit
Note 2:
Measurements may be performed at a distance other than what is specified provided. When performing measurements at a distance other than that specified, the results shall be extrapolated to the specified distance using an extrapolation factor as below, Frequency at or above 30 MHz: 20 dB/decade Frequency below 30 MHz: 40 dB/decade.

Un-restricted band emissions above 1GHz Limit	
Operating Band	**Limit**
5.25 - 5.35 GHz	e.i.r.p. -27 dBm [68.2 dBuV/m@3m]
5.47 - 5.725 GHz	e.i.r.p. -27 dBm [68.2 dBuV/m@3m]

Note 1: Measurements may be performed at a distance other than the limit distance provided they are not performed in the near field and the emissions to be measured can be detected by the measurement equipment. When performing measurements at a distance other than that specified, the results shall be extrapolated to the specified distance using an extrapolation factor of 20 dB/decade (inverse of linear distance for field-strength measurements, inverse of linear distance-squared for power-density measurements).

3.4.2 Test Procedures

1. Measurement is made at a semi-anechoic chamber that incorporates a turntable allowing a EUT rotation of 360°. A continuously-rotating, remotely-controlled turntable is installed at the test site to support the EUT and facilitate determination of the direction of maximum radiation for each EUT emission frequency. The EUT is placed at test table. For emissions testing at or below 1 GHz, the table height is 80 cm above the reference ground plane. For emission measurements above 1 GHz, the table height is 1.5 m
2. Measurement is made with the antenna positioned in both the horizontal and vertical planes of polarization. The measurement antenna is varied in height (1m ~ 4m) above the reference ground plane to obtain the maximum signal strength. Distance between EUT and antenna is 3 m.
3. This investigation is performed with the EUT rotated 360°, the antenna height scanned between 1 m and 4 m, and the antenna rotated to repeat the measurements for both the horizontal and vertical antenna polarizations.

Note:

1. 120kHz measurement bandwidth of test receiver and Quasi-peak detector is for radiated emission below 1GHz.
2. RBW=1MHz, VBW=3MHz and Peak detector is for peak measured value of radiated emission above 1GHz.
3. RBW=1MHz, VBW=1/T and Peak detector is for average measured value of radiated emission above 1GHz.

3.4.3 Test Setup

Radiated Emissions below 1 GHz

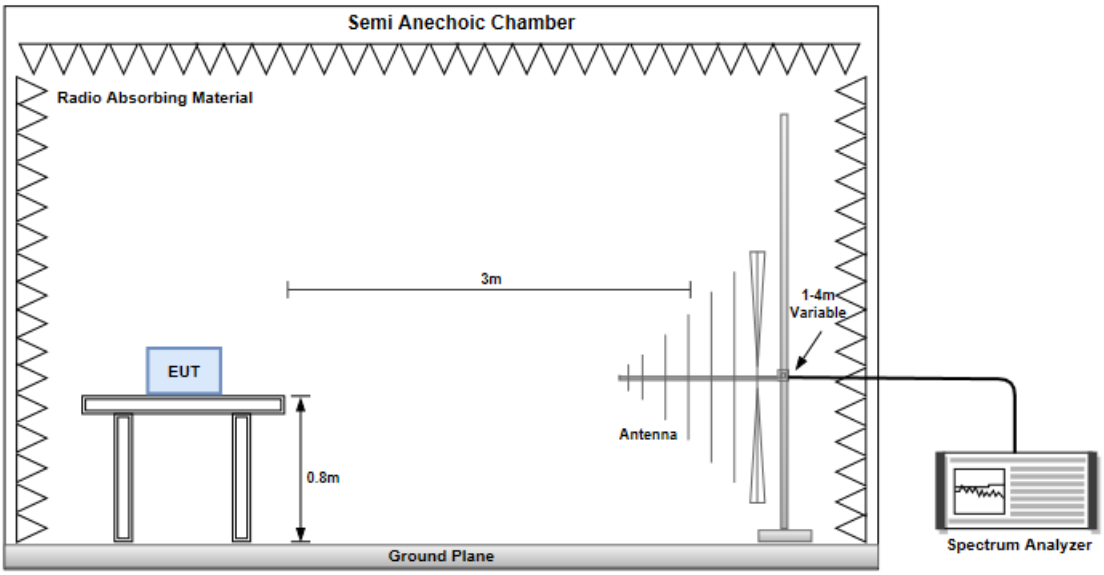

Radiated Emissions above 1 GHz

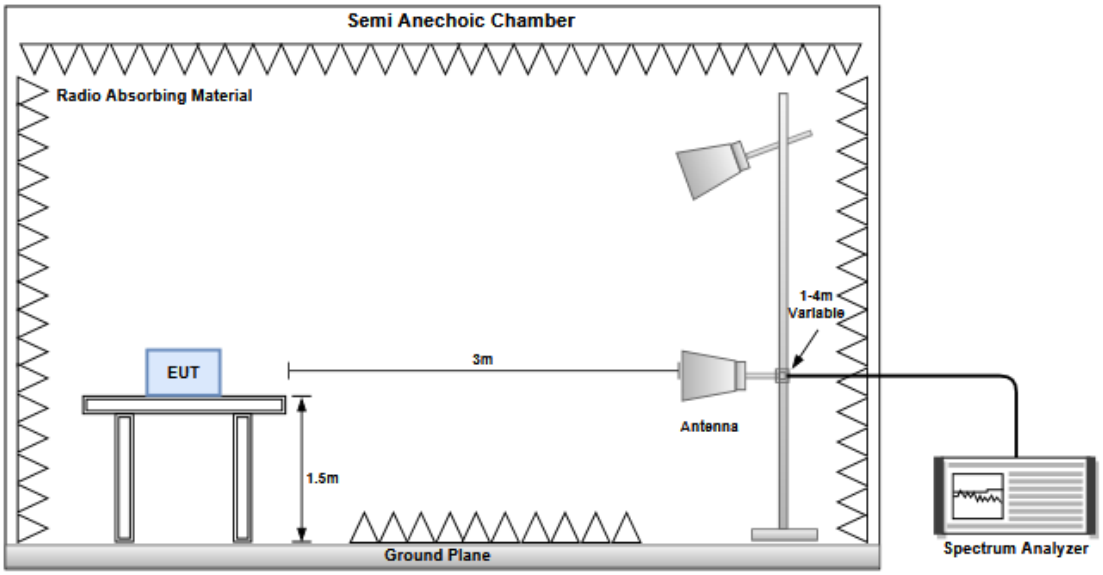

3.4.4 Test Results

Refer to Appendix D.

3.5 Frequency Stability

3.5.1 Limit of Frequency Stability

Manufacturers of U-NII devices are responsible for ensuring frequency stability such that an emission is maintained within the band of operation under all conditions of normal operation as specified in the user's manual.

3.5.2 Test Procedures

1. The EUT is installed in an environment test chamber with external power source.
2. Set the chamber to operate at 20 centigrade and external power source to output at nominal voltage of EUT.
3. A sufficient stabilization period at each temperature is used prior to each frequency measurement.
4. When temperature is stabled, measure the frequency stability.
5. The test shall be performed under normal and extreme condition for temperature and voltage.

3.5.3 Test Setup

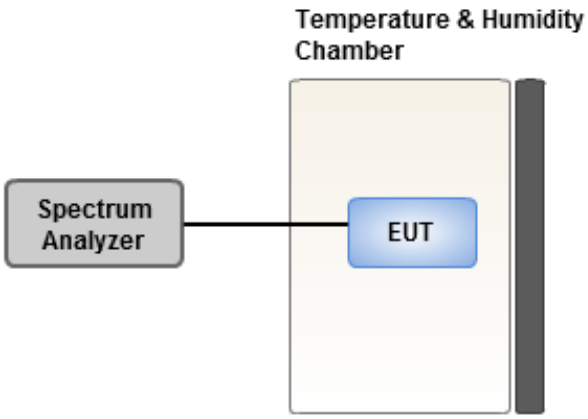

3.5.4 Test Results

Ambient Condition	23-24°C / 65%	**Tested By**	Aska Huang

Refer to Appendix E.

3.6 AC Power Line Conducted Emissions

3.6.1 Limit of AC Power Line Conducted Emissions

Conducted Emissions Limit		
Frequency Emission (MHz)	**Quasi-Peak**	**Average**
0.15-0.5	66 - 56 *	56 - 46 *
0.5-5	56	46
5-30	60	50
Note 1: * Decreases with the logarithm of the frequency.		

3.6.2 Test Procedures

1. The device is placed on a test table, raised 80 cm above the reference ground plane. The vertical conducting plane is located 40 cm to the rear of the device.
2. The device is connected to line impedance stabilization network (LISN) and other accessories are connected to other LISN. Measured levels of AC power line conducted emission are across the 50 Ω LISN port.
3. AC conducted emission measurements is made over frequency range from 150 kHz to 30 MHz.
4. This measurement was performed with AC 110V/60Hz

3.6.3 Test Setup

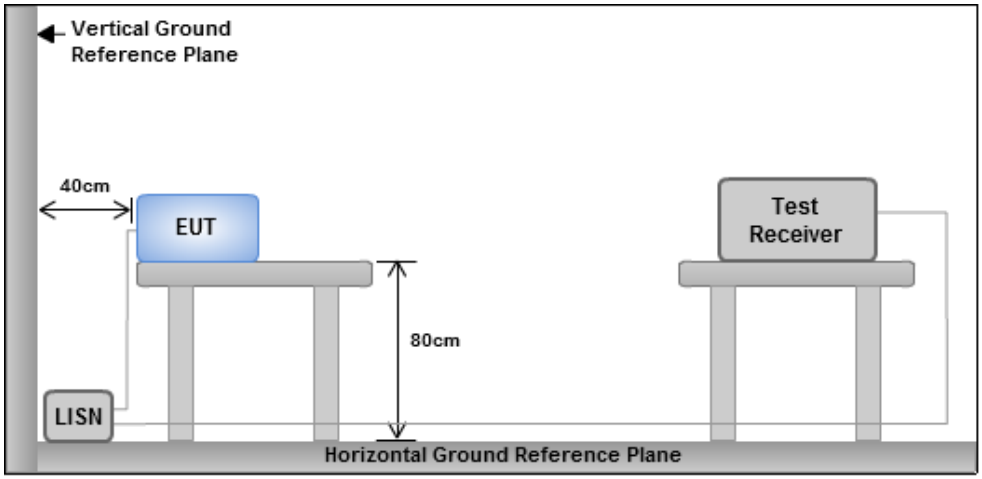

Note: 1. Support units were connected to second LISN.
2. Both of LISNs (AMN) are 80 cm from EUT and at least 80 cm from other units and other metal planes

3.6.4 Test Results

Refer to Appendix F.

4 Test laboratory information

Established in 2012, ICC provides foremost EMC & RF Testing and advisory consultation services by our skilled engineers and technicians. Our services employ a wide variety of advanced edge test equipment and one of the widest certification extents in the business.

International Certification Corporation (EMC and Wireless Communication Laboratory), it is our definitive objective is to institute long term, trust-based associations with our clients. The expectation we set up with our clients is based on outstanding service, practical expertise and devotion to a certified value structure. Our passion is to grant our clients with best EMC / RF services by oriented knowledgeable and accommodating staff.

Our Test sites are located at Linkou District and Kwei Shan District. Location map can be found on our website http://www.icertifi.com.tw.

Linkou

Tel: 886-2-2601-1640

No.30-2, Ding Fwu Tsuen, Lin Kou District, New Taipei City, Taiwan (R.O.C.)

Kwei Shan

Tel: 886-3-271-8666

No.3-1, Lane 6, Wen San 3rd St., Kwei Shan Dist., Tao Yuan City 33381, Taiwan (R.O.C.)

No.2-1, Lane 6, Wen San 3rd St., Kwei Shan Dist., Tao Yuan City 33381, Taiwan (R.O.C.)

Kwei Shan Site II

Tel: 886-3-271-8640

No.14-1, Lane 19, Wen San 3rd St., Kwei Shan Dist., Tao Yuan City 33381, Taiwan (R.O.C.)

If you have any suggestion, please feel free to contact us as below information.

Tel: 886-3-271-8666
Fax: 886-3-318-0345
Email: ICC_Service@icertifi.com.tw

══END══

Summary

Mode	Max-N dB (Hz)	Max-OBW (Hz)	ITU-Code	Min-N dB (Hz)	Min-OBW (Hz)
5.15-5.25GHz	-	-	-	-	-
802.11be EHT160_Nss1,(MCS0)_4TX-OFDMA	80.16M	77.801M	77M8D1D	80.08M	77.401M
5.25-5.35GHz	-	-	-	-	-
802.11a_Nss1,(6Mbps)_4TX	24.09M	16.545M	16M5D1D	18.348M	16.386M
802.11be EHT20_Nss1,(MCS0)_4TX-OFDMA	20.856M	18.981M	19M0D1D	19.866M	18.891M
802.11be EHT40_Nss1,(MCS0)_4TX-OFDMA	39.204M	37.541M	37M5D1D	39.072M	37.421M
802.11be EHT80_Nss1,(MCS0)_4TX-OFDMA	98.736M	77.001M	77M0D1D	84.744M	77.001M
802.11be EHT160_Nss1,(MCS0)_4TX-OFDMA	81.2M	77.721M	77M7D1D	80.88M	77.561M
5.47-5.725GHz	-	-	-	-	-
802.11a_Nss1,(6Mbps)_4TX	27.126M	16.518M	16M5D1D	13.98M	13.163M
802.11be EHT20_Nss1,(MCS0)_4TX-OFDMA	22.77M	18.951M	19M0D1D	14.79M	14.378M
802.11be EHT40_Nss1,(MCS0)_4TX-OFDMA	39.336M	37.661M	37M7D1D	34.58M	33.443M
802.11be EHT80_Nss1,(MCS0)_4TX-OFDMA	88.44M	77.001M	77M0D1D	74.625M	72.789M
802.11be EHT160_Nss1,(MCS0)_4TX-OFDMA	165.792M	156.162M	156MD1D	162.624M	155.682M
5.725-5.85GHz	-	-	-	-	-
802.11a_Nss1,(6Mbps)_4TX	3.18M	3.378M	3M38D1D	3.16M	3.338M
802.11be EHT20_Nss1,(MCS0)_4TX-OFDMA	4.52M	4.558M	4M56D1D	4.48M	4.538M
802.11be EHT40_Nss1,(MCS0)_4TX-OFDMA	4.04M	4.118M	4M12D1D	3.92M	4.078M
802.11be EHT80_Nss1,(MCS0)_4TX-OFDMA	4M	9.075M	9M08D1D	3.84M	4.078M

Max-N dB = Maximum 26dB down bandwidth
Max-OBW = Maximum 99% occupied bandwidth;
Min-N dB = Minimum 26dB down bandwidth
Min-OBW = Minimum 99% occupied bandwidth

Result

Mode	Result	Limit (Hz)	Port 1-N dB (Hz)	Port 1-OBW (Hz)	Port 2-N dB (Hz)	Port 2-OBW (Hz)	Port 3-N dB (Hz)	Port 3-OBW (Hz)	Port 4-N dB (Hz)	Port 4-OBW (Hz)
802.11a_Nss1,(6Mbps)_4TX	-	-	-	-	-	-	-	-	-	-
5260MHz	Pass	Inf	18.414M	16.413M	18.414M	16.386M	18.348M	16.386M	18.48M	16.413M
5300MHz	Pass	Inf	22.176M	16.492M	22.704M	16.545M	22.836M	16.492M	23.166M	16.492M
5320MHz	Pass	Inf	23.562M	16.518M	22.506M	16.518M	23.562M	16.492M	24.09M	16.492M
5500MHz	Pass	Inf	27.126M	16.518M	25.212M	16.518M	21.516M	16.465M	22.506M	16.492M
5580MHz	Pass	Inf	18.48M	16.413M	18.48M	16.413M	18.546M	16.386M	18.282M	16.386M
5700MHz	Pass	Inf	22.902M	16.492M	24.024M	16.518M	24.156M	16.465M	21.252M	16.439M
5720MHz Straddle 5.47-5.725GHz	Pass	Inf	14.01M	13.178M	14.025M	13.193M	13.98M	13.163M	13.98M	13.163M
5720MHz Straddle 5.725-5.85GHz	Pass	500k	3.18M	3.378M	3.18M	3.378M	3.18M	3.358M	3.16M	3.338M
802.11be EHT20_Nss1,(MCS0)_4TX-OFDMA	-	-	-	-	-	-	-	-	-	-
5260MHz	Pass	Inf	19.932M	18.891M	19.932M	18.921M	19.866M	18.921M	19.932M	18.921M
5300MHz	Pass	Inf	19.932M	18.951M	19.998M	18.951M	20.13M	18.921M	20.196M	18.951M
5320MHz	Pass	Inf	19.932M	18.921M	20.262M	18.981M	20.064M	18.951M	20.856M	18.951M
5500MHz	Pass	Inf	20.658M	18.921M	20.196M	18.951M	20.196M	18.951M	22.77M	18.951M
5580MHz	Pass	Inf	19.866M	18.921M	19.932M	18.921M	19.866M	18.891M	19.998M	18.921M
5700MHz	Pass	Inf	22.11M	18.921M	19.932M	18.921M	19.932M	18.921M	20.592M	18.921M
5720MHz Straddle 5.47-5.725GHz	Pass	Inf	14.805M	14.378M	14.805M	14.393M	14.79M	14.378M	14.805M	14.393M
5720MHz Straddle 5.725-5.85GHz	Pass	500k	4.52M	4.558M	4.48M	4.538M	4.48M	4.538M	4.48M	4.538M
802.11be EHT40_Nss1,(MCS0)_4TX-OFDMA	-	-	-	-	-	-	-	-	-	-
5270MHz	Pass	Inf	39.204M	37.541M	39.072M	37.421M	39.204M	37.421M	39.204M	37.481M
5310MHz	Pass	Inf	39.072M	37.481M	39.072M	37.541M	39.204M	37.481M	39.204M	37.481M
5510MHz	Pass	Inf	39.336M	37.541M	39.204M	37.481M	39.204M	37.601M	39.072M	37.481M
5590MHz	Pass	Inf	39.336M	37.481M	39.072M	37.481M	39.204M	37.481M	39.204M	37.481M
5670MHz	Pass	Inf	39.072M	37.661M	39.072M	37.541M	38.94M	37.601M	39.072M	37.601M
5710MHz Straddle 5.47-5.725GHz	Pass	Inf	34.58M	33.478M	34.615M	33.478M	34.58M	33.548M	34.615M	33.443M
5710MHz Straddle 5.725-5.85GHz	Pass	500k	3.92M	4.078M	4.02M	4.098M	3.98M	4.098M	4.04M	4.118M
802.11be EHT80_Nss1,(MCS0)_4TX-OFDMA	-	-	-	-	-	-	-	-	-	-
5290MHz	Pass	Inf	84.744M	77.001M	98.736M	77.001M	85.272M	77.001M	98.472M	77.001M
5530MHz	Pass	Inf	88.44M	77.001M	81.048M	76.882M	80.784M	76.882M	81.048M	77.001M
5610MHz	Pass	Inf	80.256M	76.762M	80.256M	76.762M	80.256M	76.762M	80.256M	76.642M
5690MHz Straddle 5.47-5.725GHz	Pass	Inf	74.7M	73.013M	74.625M	72.864M	74.7M	72.939M	74.625M	72.789M
5690MHz Straddle 5.725-5.85GHz	Pass	500k	4M	4.078M	3.84M	4.098M	3.96M	9.075M	3.96M	4.078M
802.11be EHT160_Nss1,(MCS0)_4TX-OFDMA	-	-	-	-	-	-	-	-	-	-
5250MHz Straddle 5.15-5.25GHz	Pass	Inf	80.08M	77.801M	80.16M	77.481M	80.08M	77.401M	80.08M	77.561M
5250MHz Straddle 5.25-5.35GHz	Pass	Inf	81.2M	77.721M	81.12M	77.641M	81.12M	77.641M	80.88M	77.561M
5570MHz	Pass	Inf	164.736M	155.682M	165.792M	156.162M	162.624M	155.682M	165.264M	155.922M

Port X-N dB = 26dB down bandwidth
Port X-OBW = Port X 99% occupied bandwidth

5.25-5.35GHz_802.11a_Nss1,(6Mbps)_4TX **EBW**

5260MHz

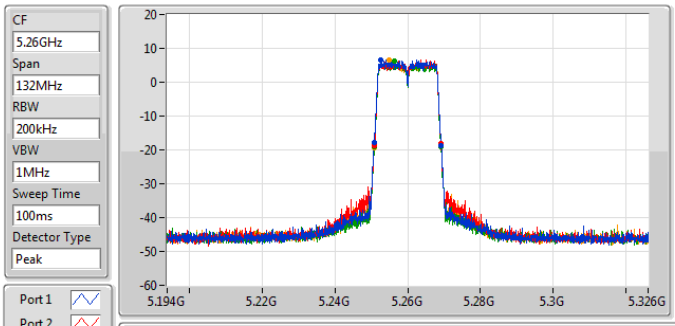

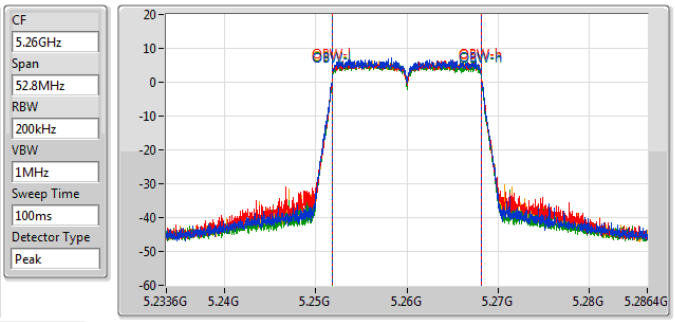

26dB(Hz)	Fl-26dB(Hz)	Fh-26dB(Hz)	OBW(Hz)	Fl-OBW(Hz)	Fh-OBW(Hz)	Limit(Hz)	Port
18.414M	5.250826G	5.26924G	16.413M	5.251794G	5.268206G	Inf	1
18.414M	5.25076G	5.269174G	16.386M	5.25182G	5.268206G	Inf	2
18.348M	5.250826G	5.269174G	16.386M	5.25182G	5.268206G	Inf	3
18.48M	5.25076G	5.26924G	16.413M	5.25182G	5.268233G	Inf	4

5.25-5.35GHz_802.11a_Nss1,(6Mbps)_4TX **EBW**

5300MHz

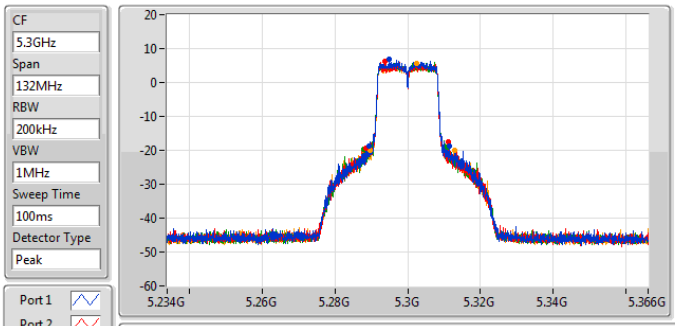

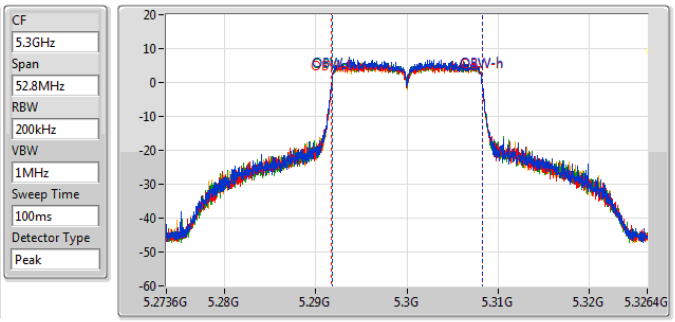

26dB(Hz)	Fl-26dB(Hz)	Fh-26dB(Hz)	OBW(Hz)	Fl-OBW(Hz)	Fh-OBW(Hz)	Limit(Hz)	Port
22.176M	5.289308G	5.311484G	16.492M	5.291767G	5.308259G	Inf	1
22.704M	5.288582G	5.311286G	16.545M	5.291741G	5.308285G	Inf	2
22.836M	5.288054G	5.31089G	16.492M	5.291767G	5.308259G	Inf	3
23.166M	5.289638G	5.312804G	16.492M	5.291767G	5.308259G	Inf	4

5.25-5.35GHz_802.11a_Nss1,(6Mbps)_4TX **EBW**

5320MHz

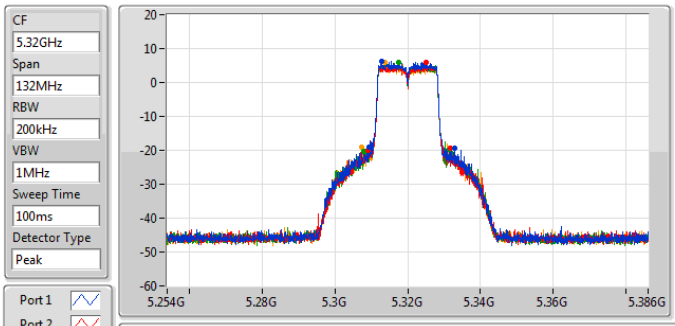

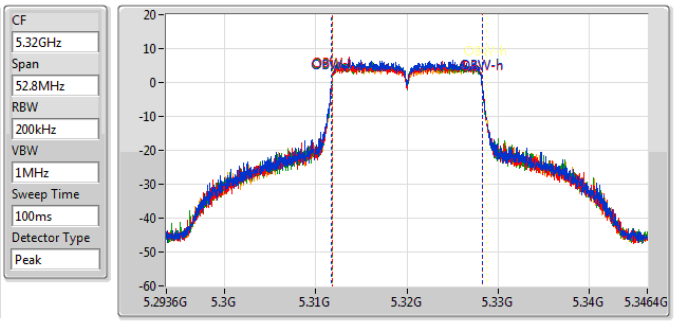

26dB(Hz)	Fl-26dB(Hz)	Fh-26dB(Hz)	OBW(Hz)	Fl-OBW(Hz)	Fh-OBW(Hz)	Limit(Hz)	Port
23.562M	5.309374G	5.332936G	16.518M	5.311741G	5.328259G	Inf	1
22.506M	5.30911G	5.331616G	16.518M	5.311767G	5.328285G	Inf	2
23.562M	5.307988G	5.33155G	16.492M	5.311767G	5.328259G	Inf	3
24.09M	5.30746G	5.33155G	16.492M	5.311767G	5.328259G	Inf	4

5.47-5.725GHz_802.11a_Nss1,(6Mbps)_4TX **EBW**

5500MHz

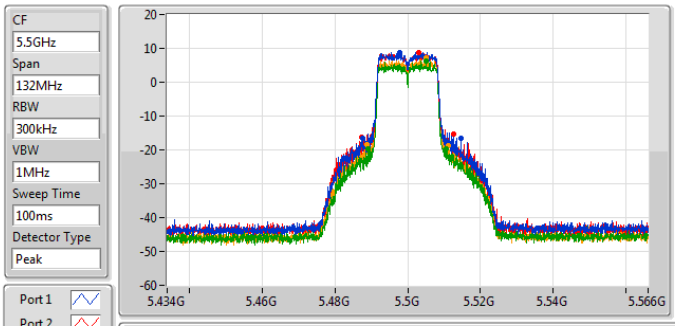

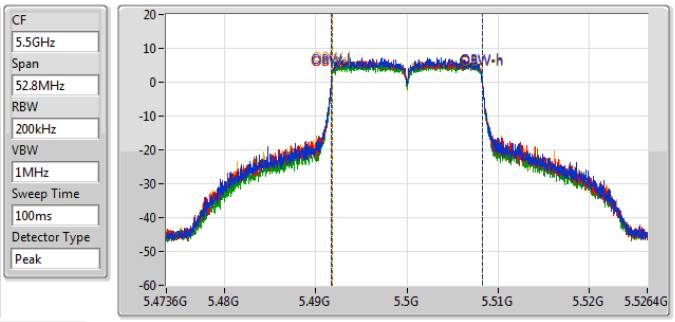

26dB(Hz)	Fl-26dB(Hz)	Fh-26dB(Hz)	OBW(Hz)	Fl-OBW(Hz)	Fh-OBW(Hz)	Limit(Hz)	Port
27.126M	5.487526G	5.514652G	16.518M	5.491741G	5.508259G	Inf	1
25.212M	5.487328G	5.51254G	16.518M	5.491741G	5.508259G	Inf	2
21.516M	5.48911G	5.510626G	16.465M	5.491794G	5.508259G	Inf	3
22.506M	5.48878G	5.511286G	16.492M	5.491794G	5.508285G	Inf	4

5.47-5.725GHz_802.11a_Nss1,(6Mbps)_4TX **EBW**

5580MHz

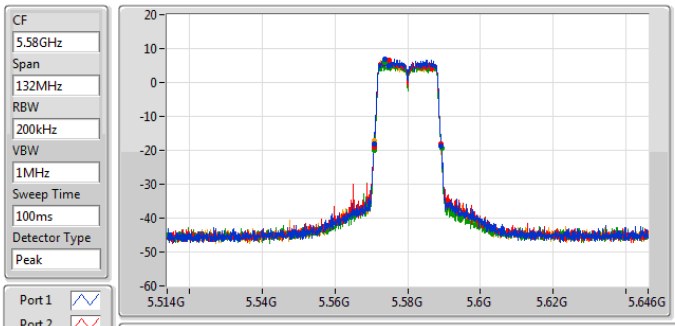

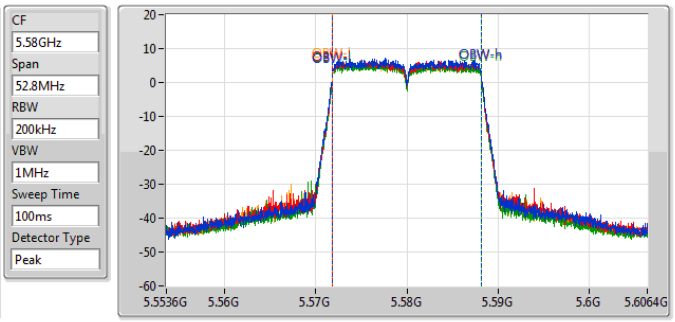

26dB(Hz)	Fl-26dB(Hz)	Fh-26dB(Hz)	OBW(Hz)	Fl-OBW(Hz)	Fh-OBW(Hz)	Limit(Hz)	Port
18.48M	5.57076G	5.58924G	16.413M	5.571794G	5.588206G	Inf	1
18.48M	5.57076G	5.58924G	16.413M	5.571794G	5.588206G	Inf	2
18.546M	5.57076G	5.589306G	16.386M	5.57182G	5.588206G	Inf	3
18.282M	5.570892G	5.589174G	16.386M	5.57182G	5.588206G	Inf	4

5.47-5.725GHz_802.11a_Nss1,(6Mbps)_4TX **EBW**

5700MHz

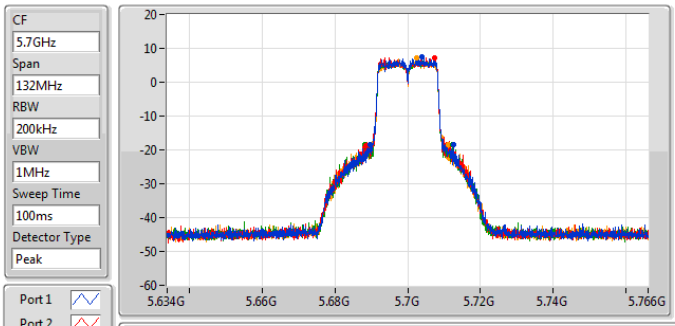

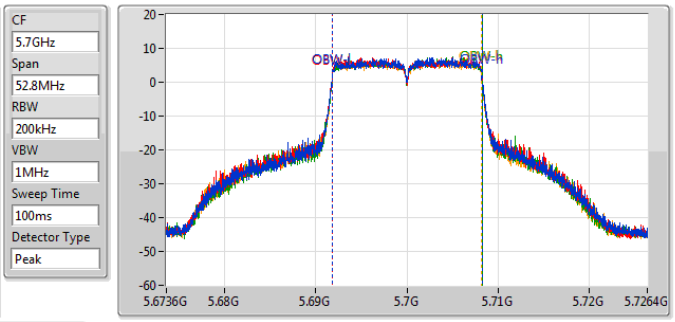

26dB(Hz)	Fl-26dB(Hz)	Fh-26dB(Hz)	OBW(Hz)	Fl-OBW(Hz)	Fh-OBW(Hz)	Limit(Hz)	Port
22.902M	5.689638G	5.71254G	16.492M	5.691767G	5.708259G	Inf	1
24.024M	5.688582G	5.712606G	16.518M	5.691767G	5.708285G	Inf	2
24.156M	5.68812G	5.712276G	16.465M	5.691794G	5.708259G	Inf	3
21.252M	5.689836G	5.711088G	16.439M	5.691794G	5.708233G	Inf	4

5.47-5.725GHz_802.11a_Nss1,(6Mbps)_4TX **EBW**

5720MHz Straddle 5.47-5.725GHz

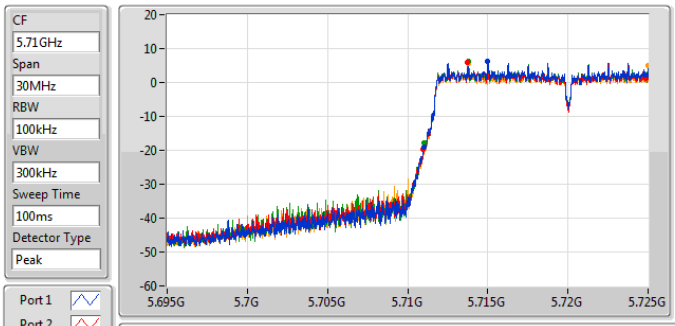

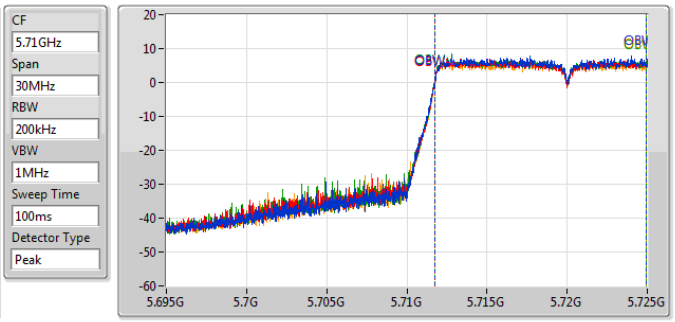

26dB(Hz)	Fl-26dB(Hz)	Fh-26dB(Hz)	OBW(Hz)	Fl-OBW(Hz)	Fh-OBW(Hz)	Limit(Hz)	Port
14.01M	5.71099G	5.725G	13.178M	5.711769G	5.724948G	Inf	1
14.025M	5.710975G	5.725G	13.193M	5.711754G	5.724948G	Inf	2
13.98M	5.71102G	5.725G	13.163M	5.711769G	5.724933G	Inf	3
13.98M	5.71102G	5.725G	13.163M	5.711769G	5.724933G	Inf	4

5.725-5.85GHz_802.11a_Nss1,(6Mbps)_4TX **EBW**

5720MHz Straddle 5.725-5.85GHz

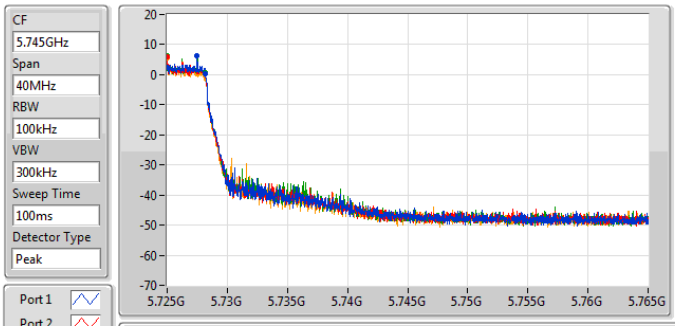

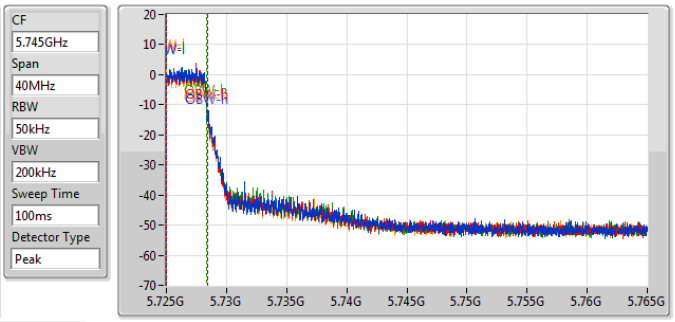

6dB(Hz)	Fl-6dB(Hz)	Fh-6dB(Hz)	OBW(Hz)	Fl-OBW(Hz)	Fh-OBW(Hz)	Limit(Hz)	Port
3.18M	5.725G	5.72818G	3.378M	5.72501G	5.728388G	500k	1
3.18M	5.725G	5.72818G	3.378M	5.72501G	5.728388G	500k	2
3.18M	5.725G	5.72818G	3.358M	5.72501G	5.728368G	500k	3
3.16M	5.725G	5.72816G	3.338M	5.72501G	5.728348G	500k	4

5.725-5.85GHz_802.11a_Nss1,(6Mbps)_4TX **EBW**

5720MHz Straddle 5.725-5.85GHz

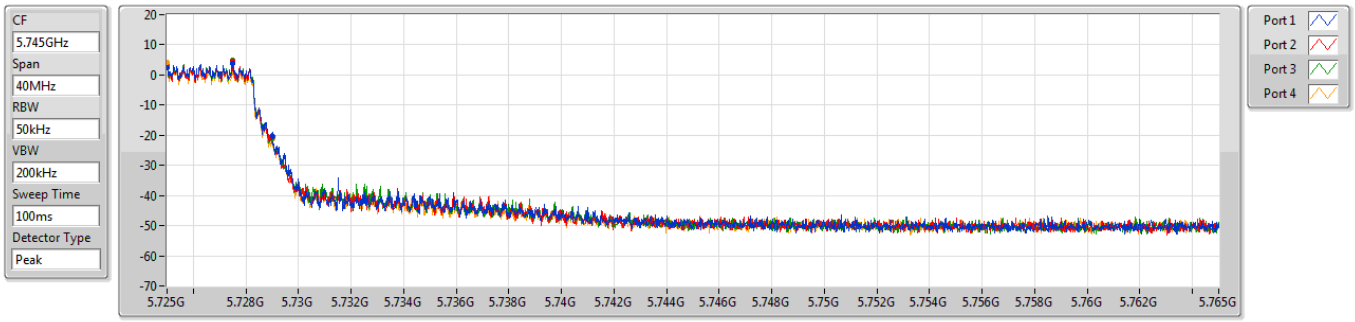

26dB(Hz)	Fl-26dB(Hz)	Fh-26dB(Hz)	Limit(Hz)	Port
4.02M	5.725G	5.72902G	Inf	1
3.94M	5.725G	5.72894G	Inf	2
3.96M	5.725G	5.72896G	Inf	3
4M	5.725G	5.729G	Inf	4

5.25-5.35GHz_802.11be EHT20_Nss1,(MCS0)_4TX **EBW**

5260MHz

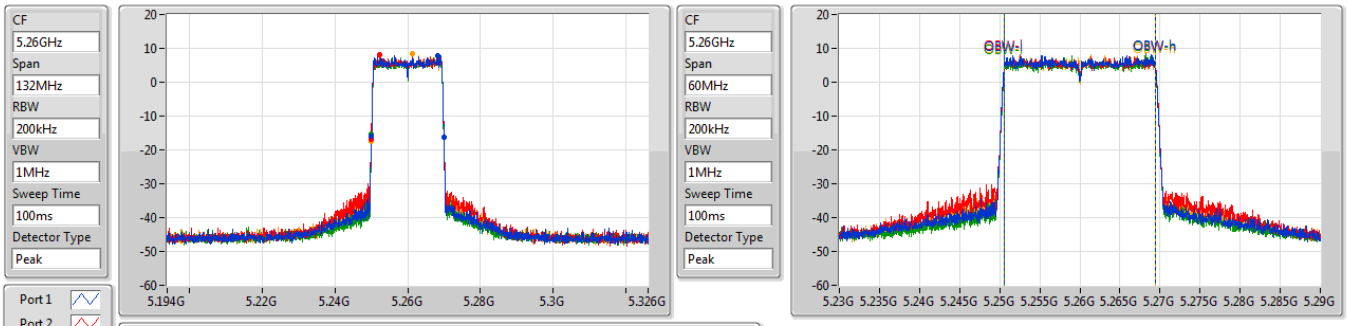

26dB(Hz)	Fl-26dB(Hz)	Fh-26dB(Hz)	OBW(Hz)	Fl-OBW(Hz)	Fh-OBW(Hz)	Limit(Hz)	Port
19.932M	5.250034G	5.269966G	18.891M	5.250555G	5.269445G	Inf	1
19.932M	5.250034G	5.269966G	18.921M	5.250555G	5.269475G	Inf	2
19.866M	5.2501G	5.269966G	18.921M	5.250555G	5.269475G	Inf	3
19.932M	5.250034G	5.269966G	18.921M	5.250555G	5.269475G	Inf	4

5.25-5.35GHz_802.11be EHT20_Nss1,(MCS0)_4TX **EBW**

5300MHz

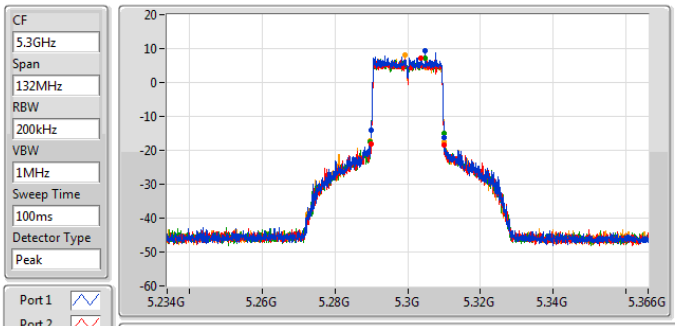

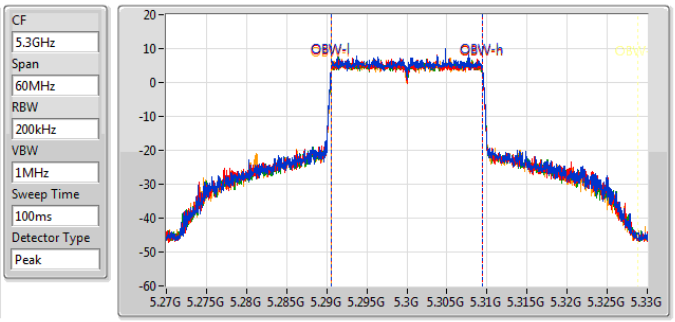

26dB(Hz)	Fl-26dB(Hz)	Fh-26dB(Hz)	OBW(Hz)	Fl-OBW(Hz)	Fh-OBW(Hz)	Limit(Hz)	Port
19.932M	5.290034G	5.309966G	18.951M	5.290525G	5.309475G	Inf	1
19.998M	5.290034G	5.310032G	18.951M	5.290525G	5.309475G	Inf	2
20.13M	5.289836G	5.309966G	18.921M	5.290555G	5.309475G	Inf	3
20.196M	5.289836G	5.310032G	18.951M	5.290525G	5.309475G	Inf	4

5.25-5.35GHz_802.11be EHT20_Nss1,(MCS0)_4TX **EBW**

5320MHz

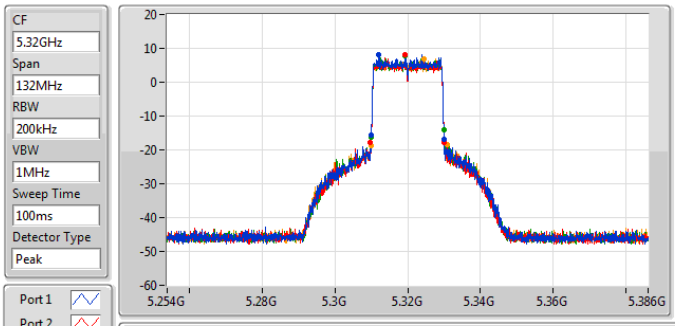

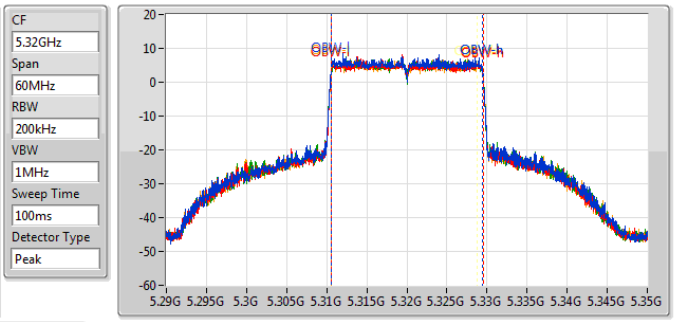

26dB(Hz)	Fl-26dB(Hz)	Fh-26dB(Hz)	OBW(Hz)	Fl-OBW(Hz)	Fh-OBW(Hz)	Limit(Hz)	Port
19.932M	5.310034G	5.329966G	18.921M	5.310555G	5.329475G	Inf	1
20.262M	5.30977G	5.330032G	18.981M	5.310525G	5.329505G	Inf	2
20.064M	5.309902G	5.329966G	18.951M	5.310525G	5.329475G	Inf	3
20.856M	5.309968G	5.330824G	18.951M	5.310555G	5.329505G	Inf	4

5.47-5.725GHz_802.11be EHT20_Nss1,(MCS0)_4TX **EBW**

5500MHz

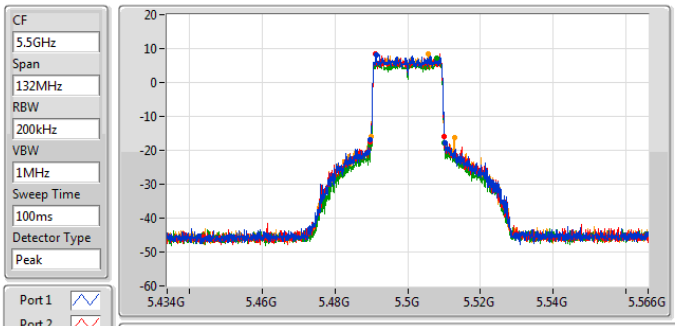

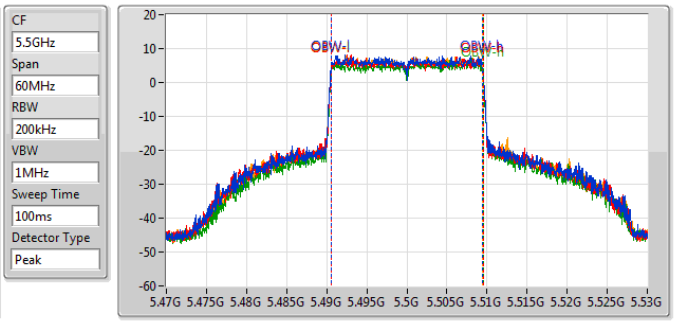

26dB(Hz)	Fl-26dB(Hz)	Fh-26dB(Hz)	OBW(Hz)	Fl-OBW(Hz)	Fh-OBW(Hz)	Limit(Hz)	Port
20.658M	5.48977G	5.510428G	18.921M	5.490555G	5.509475G	Inf	1
20.196M	5.48977G	5.509966G	18.951M	5.490555G	5.509505G	Inf	2
20.196M	5.489836G	5.510032G	18.951M	5.490555G	5.509505G	Inf	3
22.77M	5.490034G	5.512804G	18.951M	5.490525G	5.509475G	Inf	4

5.47-5.725GHz_802.11be EHT20_Nss1,(MCS0)_4TX **EBW**

5580MHz

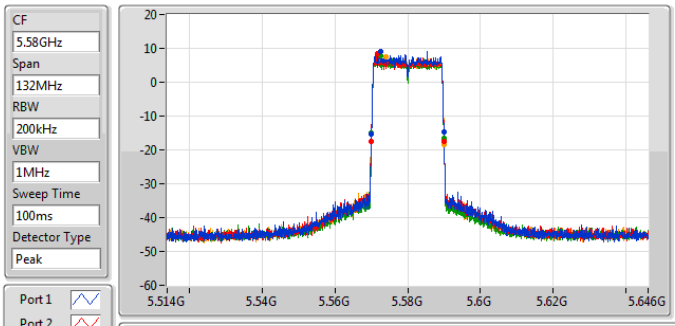

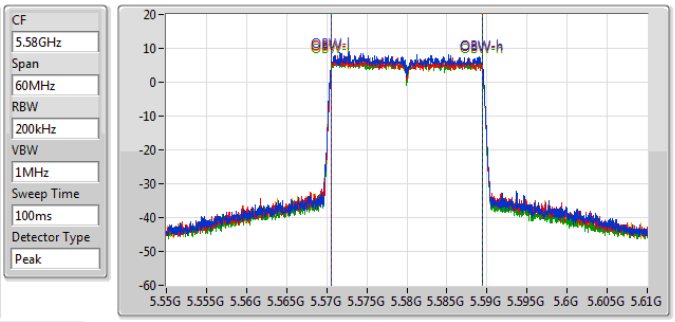

26dB(Hz)	Fl-26dB(Hz)	Fh-26dB(Hz)	OBW(Hz)	Fl-OBW(Hz)	Fh-OBW(Hz)	Limit(Hz)	Port
19.866M	5.5701G	5.589966G	18.921M	5.570555G	5.589475G	Inf	1
19.932M	5.570034G	5.589966G	18.921M	5.570555G	5.589475G	Inf	2
19.866M	5.5701G	5.589966G	18.891M	5.570555G	5.589445G	Inf	3
19.998M	5.570034G	5.590032G	18.921M	5.570555G	5.589475G	Inf	4

5.47-5.725GHz_802.11be EHT20_Nss1,(MCS0)_4TX **EBW**

5700MHz

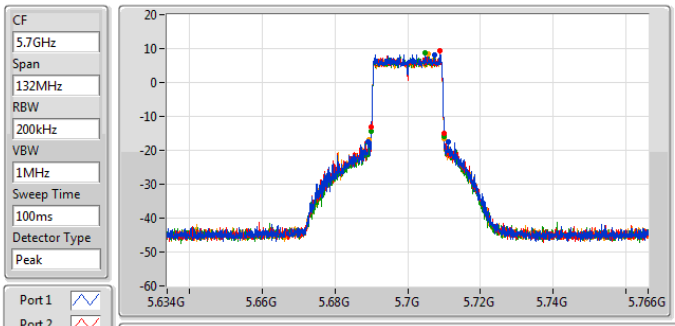

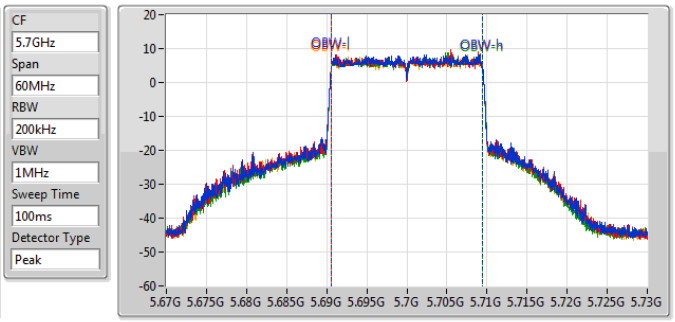

26dB(Hz)	Fl-26dB(Hz)	Fh-26dB(Hz)	OBW(Hz)	Fl-OBW(Hz)	Fh-OBW(Hz)	Limit(Hz)	Port
22.11M	5.689176G	5.711286G	18.921M	5.690555G	5.709475G	Inf	1
19.932M	5.690034G	5.709966G	18.921M	5.690555G	5.709475G	Inf	2
19.932M	5.690034G	5.709966G	18.921M	5.690555G	5.709475G	Inf	3
20.592M	5.689374G	5.709966G	18.921M	5.690555G	5.709475G	Inf	4

5.47-5.725GHz_802.11be EHT20_Nss1,(MCS0)_4TX **EBW**

5720MHz Straddle 5.47-5.725GHz

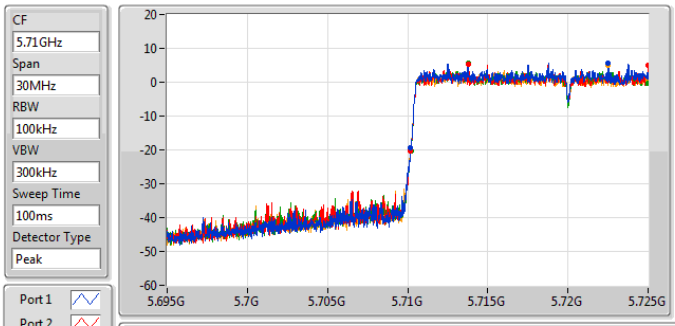

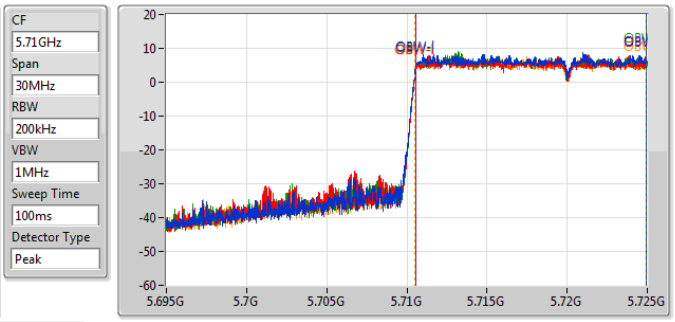

26dB(Hz)	Fl-26dB(Hz)	Fh-26dB(Hz)	OBW(Hz)	Fl-OBW(Hz)	Fh-OBW(Hz)	Limit(Hz)	Port
14.805M	5.710195G	5.725G	14.378M	5.71054G	5.724918G	Inf	1
14.805M	5.710195G	5.725G	14.393M	5.71054G	5.724933G	Inf	2
14.79M	5.71021G	5.725G	14.378M	5.710555G	5.724933G	Inf	3
14.805M	5.710195G	5.725G	14.393M	5.710525G	5.724918G	Inf	4

5.725-5.85GHz_802.11be EHT20_Nss1,(MCS0)_4TX **EBW**

5720MHz Straddle 5.725-5.85GHz

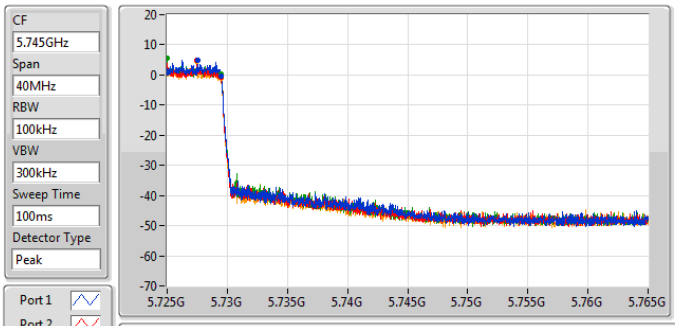

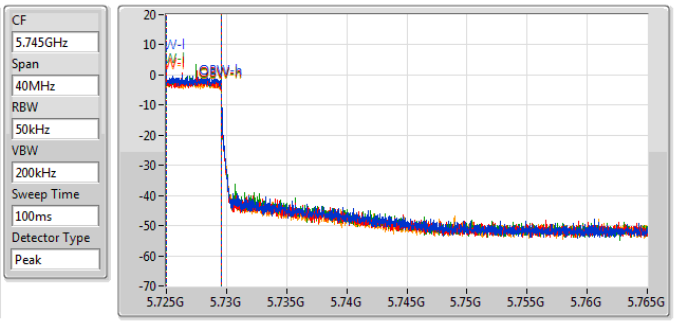

6dB(Hz)	Fl-6dB(Hz)	Fh-6dB(Hz)	OBW(Hz)	Fl-OBW(Hz)	Fh-OBW(Hz)	Limit(Hz)	Port
4.52M	5.725G	5.72952G	4.558M	5.72501G	5.729568G	500k	1
4.48M	5.725G	5.72948G	4.538M	5.72503G	5.729568G	500k	2
4.48M	5.725G	5.72948G	4.538M	5.72503G	5.729568G	500k	3
4.48M	5.725G	5.72948G	4.538M	5.72503G	5.729568G	500k	4

5.725-5.85GHz_802.11be EHT20_Nss1,(MCS0)_4TX **EBW**

5720MHz Straddle 5.725-5.85GHz

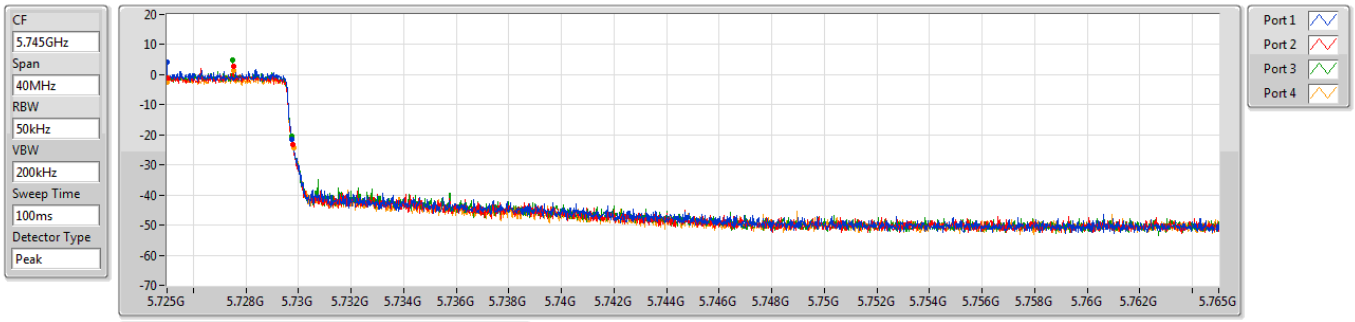

26dB(Hz)	Fl-26dB(Hz)	Fh-26dB(Hz)	Limit(Hz)	Port
4.76M	5.725G	5.72976G	Inf	1
4.78M	5.725G	5.72978G	Inf	2
4.74M	5.725G	5.72974G	Inf	3
4.82M	5.725G	5.72982G	Inf	4

5.25-5.35GHz_802.11be EHT40_Nss1,(MCS0)_4TX **EBW**

5270MHz

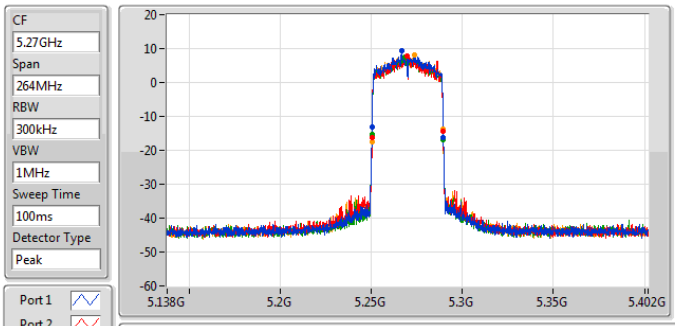

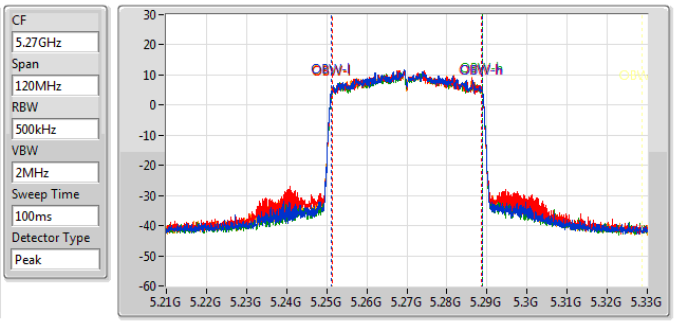

26dB(Hz)	Fl-26dB(Hz)	Fh-26dB(Hz)	OBW(Hz)	Fl-OBW(Hz)	Fh-OBW(Hz)	Limit(Hz)	Port
39.204M	5.250464G	5.289668G	37.541M	5.251229G	5.288771G	Inf	1
39.072M	5.250464G	5.289536G	37.421M	5.251289G	5.288711G	Inf	2
39.204M	5.250464G	5.289668G	37.421M	5.251349G	5.288771G	Inf	3
39.204M	5.250332G	5.289536G	37.481M	5.251289G	5.288771G	Inf	4

5.25-5.35GHz_802.11be EHT40_Nss1,(MCS0)_4TX **EBW**

5310MHz

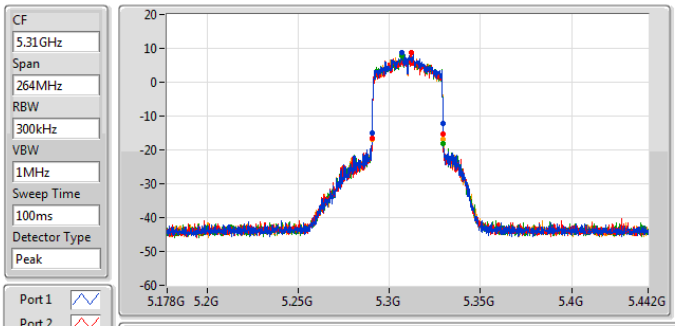

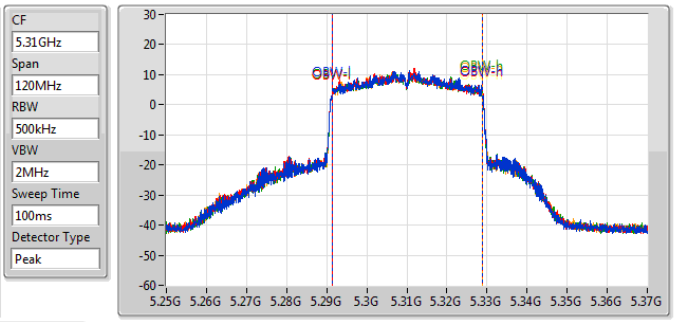

26dB(Hz)	Fl-26dB(Hz)	Fh-26dB(Hz)	OBW(Hz)	Fl-OBW(Hz)	Fh-OBW(Hz)	Limit(Hz)	Port
39.072M	5.290464G	5.329536G	37.481M	5.291289G	5.328771G	Inf	1
39.072M	5.290464G	5.329536G	37.541M	5.291289G	5.328831G	Inf	2
39.204M	5.290464G	5.329668G	37.481M	5.291289G	5.328771G	Inf	3
39.204M	5.290464G	5.329668G	37.481M	5.291349G	5.328831G	Inf	4

5.47-5.725GHz_802.11be EHT40_Nss1,(MCS0)_4TX **EBW**

5510MHz

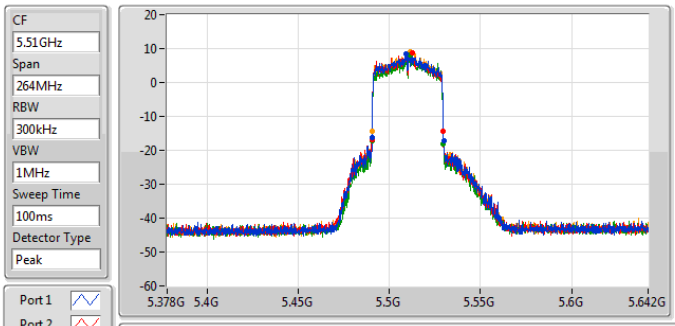

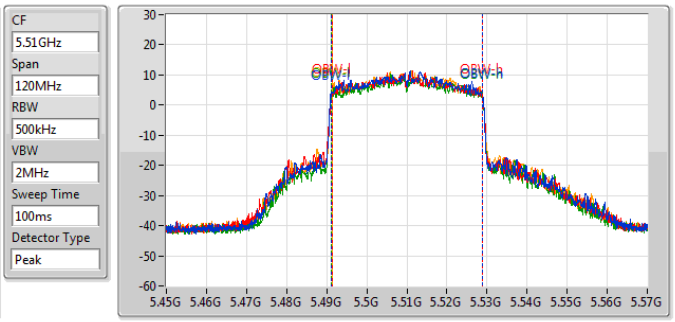

26dB(Hz)	Fl-26dB(Hz)	Fh-26dB(Hz)	OBW(Hz)	Fl-OBW(Hz)	Fh-OBW(Hz)	Limit(Hz)	Port
39.336M	5.490464G	5.5298G	37.541M	5.491229G	5.528771G	Inf	1
39.204M	5.490332G	5.529536G	37.481M	5.491289G	5.528771G	Inf	2
39.204M	5.490464G	5.529668G	37.601M	5.491169G	5.528771G	Inf	3
39.072M	5.490464G	5.529536G	37.481M	5.491289G	5.528771G	Inf	4

5.47-5.725GHz_802.11be EHT40_Nss1,(MCS0)_4TX **EBW**

5590MHz

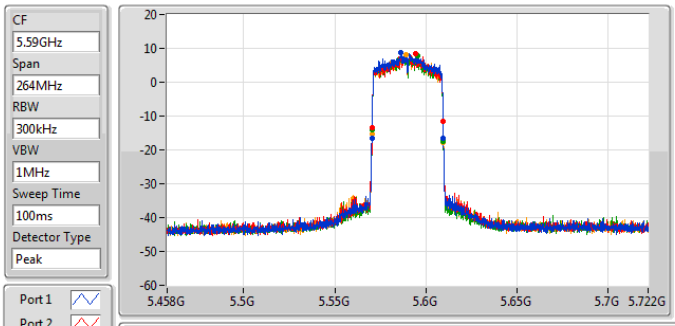

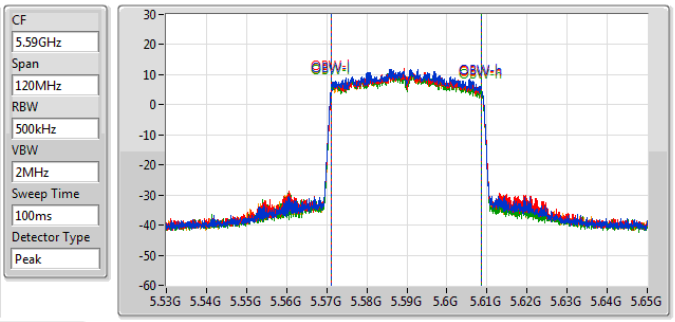

26dB(Hz)	Fl-26dB(Hz)	Fh-26dB(Hz)	OBW(Hz)	Fl-OBW(Hz)	Fh-OBW(Hz)	Limit(Hz)	Port
39.336M	5.570332G	5.609668G	37.481M	5.571229G	5.608711G	Inf	1
39.072M	5.570464G	5.609536G	37.481M	5.571229G	5.608711G	Inf	2
39.204M	5.570464G	5.609668G	37.481M	5.571229G	5.608711G	Inf	3
39.204M	5.570464G	5.609668G	37.481M	5.571229G	5.608711G	Inf	4

5.47-5.725GHz_802.11be EHT40_Nss1,(MCS0)_4TX **EBW**

5670MHz

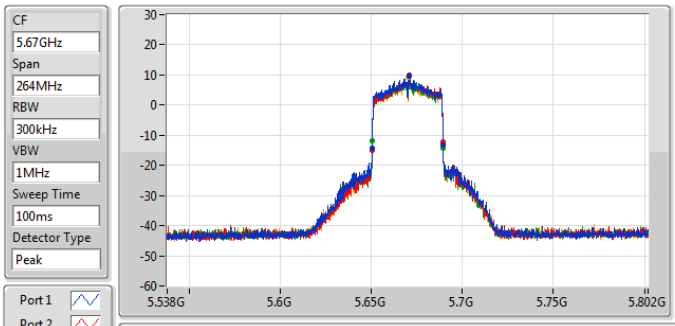

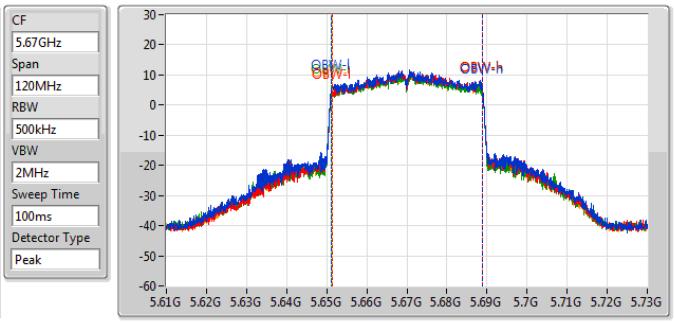

26dB(Hz)	Fl-26dB(Hz)	Fh-26dB(Hz)	OBW(Hz)	Fl-OBW(Hz)	Fh-OBW(Hz)	Limit(Hz)	Port
39.072M	5.650464G	5.689536G	37.661M	5.651169G	5.688831G	Inf	1
39.072M	5.650464G	5.689536G	37.541M	5.651289G	5.688831G	Inf	2
38.94M	5.650596G	5.689536G	37.601M	5.651229G	5.688831G	Inf	3
39.072M	5.650464G	5.689536G	37.601M	5.651289G	5.688891G	Inf	4

5.47-5.725GHz_802.11be EHT40_Nss1,(MCS0)_4TX **EBW**

5710MHz Straddle 5.47-5.725GHz

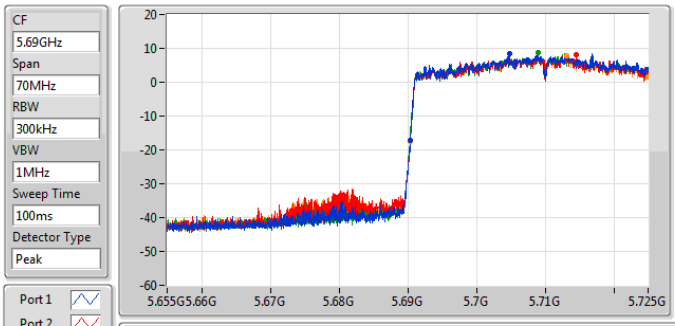

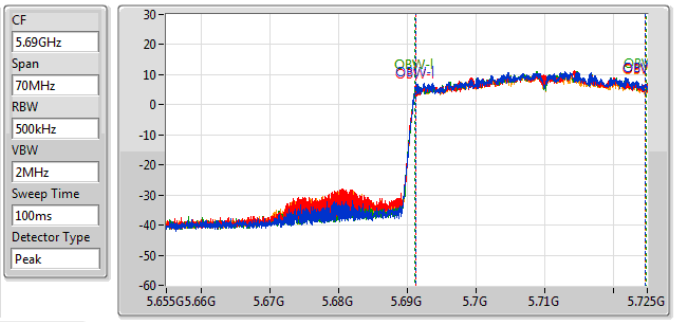

26dB(Hz)	Fl-26dB(Hz)	Fh-26dB(Hz)	OBW(Hz)	Fl-OBW(Hz)	Fh-OBW(Hz)	Limit(Hz)	Port
34.58M	5.69042G	5.725G	33.478M	5.691259G	5.724738G	Inf	1
34.615M	5.690385G	5.725G	33.478M	5.691259G	5.724738G	Inf	2
34.58M	5.69042G	5.725G	33.548M	5.691224G	5.724773G	Inf	3
34.615M	5.690385G	5.725G	33.443M	5.691224G	5.724668G	Inf	4

5.725-5.85GHz_802.11be EHT40_Nss1,(MCS0)_4TX **EBW**

5710MHz Straddle 5.725-5.85GHz

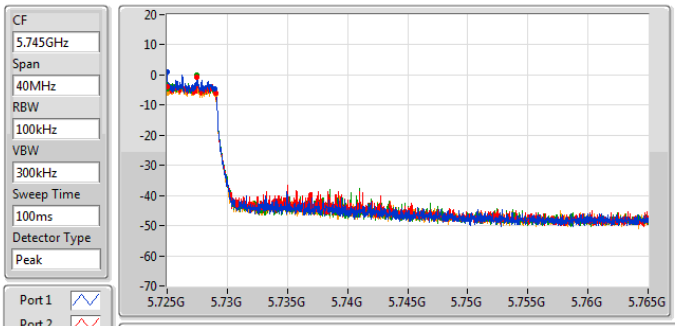

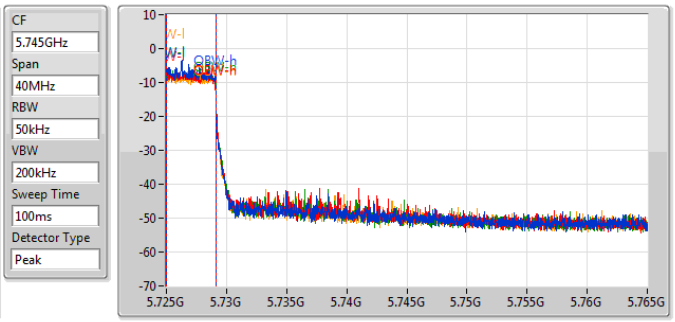

6dB(Hz)	Fl-6dB(Hz)	Fh-6dB(Hz)	OBW(Hz)	Fl-OBW(Hz)	Fh-OBW(Hz)	Limit(Hz)	Port
3.92M	5.725G	5.72892G	4.078M	5.72503G	5.729108G	500k	1
4.02M	5.725G	5.72902G	4.098M	5.72503G	5.729128G	500k	2
3.98M	5.725G	5.72898G	4.098M	5.72503G	5.729128G	500k	3
4.04M	5.725G	5.72904G	4.118M	5.72501G	5.729128G	500k	4

5.725-5.85GHz_802.11be EHT40_Nss1,(MCS0)_4TX **EBW**

5710MHz Straddle 5.725-5.85GHz

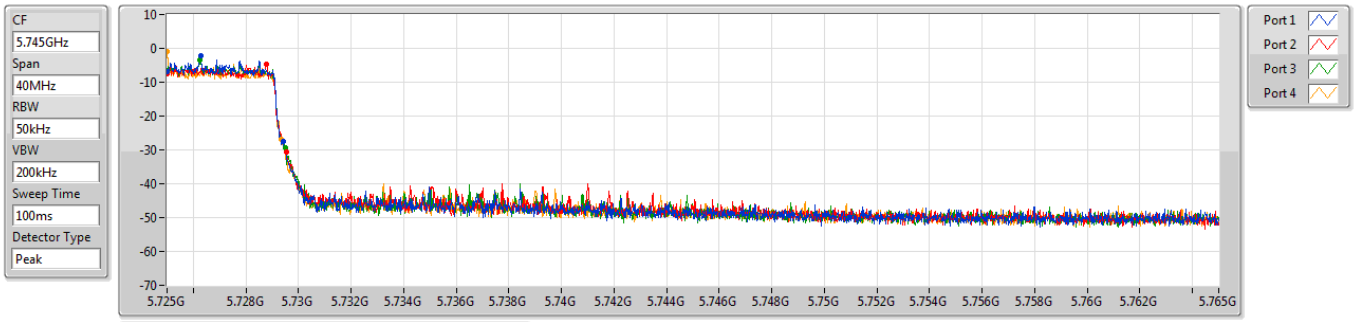

26dB(Hz)	Fl-26dB(Hz)	Fh-26dB(Hz)	Limit(Hz)	Port
4.42M	5.725G	5.72942G	Inf	1
4.54M	5.725G	5.72954G	Inf	2
4.5M	5.725G	5.7295G	Inf	3
4.34M	5.725G	5.72934G	Inf	4

5.25-5.35GHz_802.11be EHT80_Nss1,(MCS0)_4TX **EBW**

5290MHz

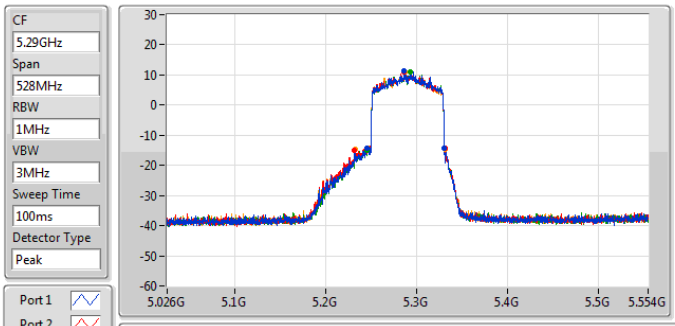

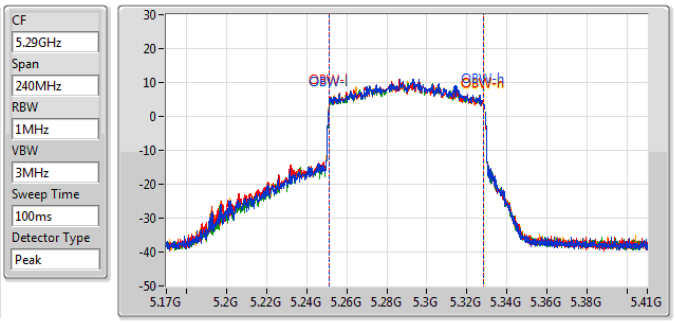

26dB(Hz)	Fl-26dB(Hz)	Fh-26dB(Hz)	OBW(Hz)	Fl-OBW(Hz)	Fh-OBW(Hz)	Limit(Hz)	Port
84.744M	5.245648G	5.330392G	77.001M	5.251379G	5.328381G	Inf	1
98.736M	5.23192G	5.330656G	77.001M	5.251379G	5.328381G	Inf	2
85.272M	5.245384G	5.330656G	77.001M	5.251379G	5.328381G	Inf	3
98.472M	5.232184G	5.330656G	77.001M	5.251259G	5.328261G	Inf	4

5.47-5.725GHz_802.11be EHT80_Nss1,(MCS0)_4TX **EBW**

5530MHz

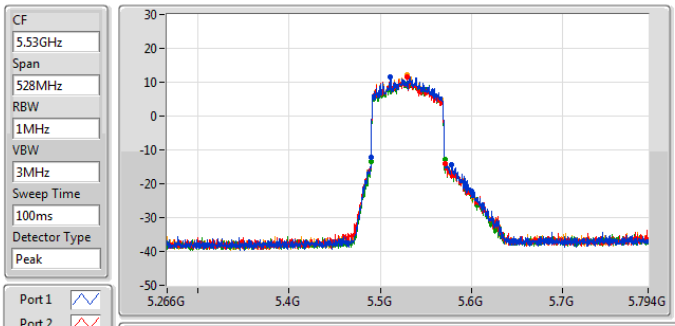

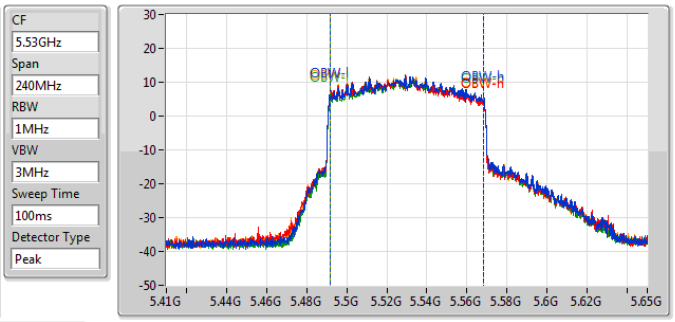

26dB(Hz)	Fl-26dB(Hz)	Fh-26dB(Hz)	OBW(Hz)	Fl-OBW(Hz)	Fh-OBW(Hz)	Limit(Hz)	Port
88.44M	5.489872G	5.578312G	77.001M	5.491499G	5.568501G	Inf	1
81.048M	5.489872G	5.57092G	76.882M	5.491499G	5.568381G	Inf	2
80.784M	5.489872G	5.570656G	76.882M	5.491619G	5.568501G	Inf	3
81.048M	5.489872G	5.57092G	77.001M	5.491499G	5.568501G	Inf	4

5.47-5.725GHz_802.11be EHT80_Nss1,(MCS0)_4TX **EBW**

5610MHz

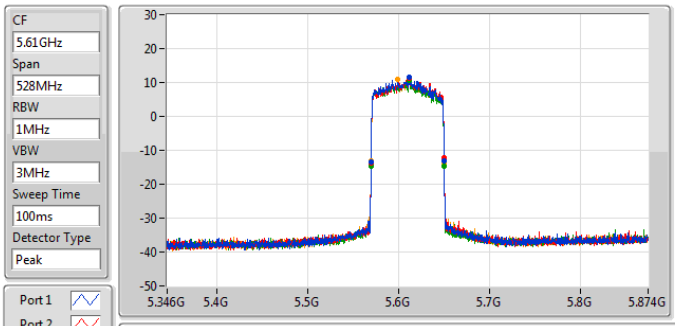

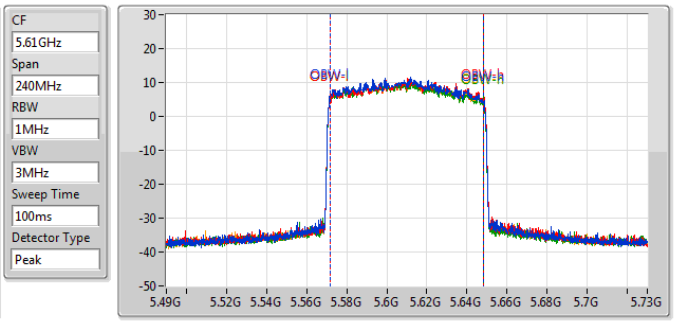

26dB(Hz)	Fl-26dB(Hz)	Fh-26dB(Hz)	OBW(Hz)	Fl-OBW(Hz)	Fh-OBW(Hz)	Limit(Hz)	Port
80.256M	5.569872G	5.650128G	76.762M	5.571499G	5.648261G	Inf	1
80.256M	5.569872G	5.650128G	76.762M	5.571619G	5.648381G	Inf	2
80.256M	5.569872G	5.650128G	76.762M	5.571499G	5.648261G	Inf	3
80.256M	5.569872G	5.650128G	76.642M	5.571619G	5.648261G	Inf	4

5.47-5.725GHz_802.11be EHT80_Nss1,(MCS0)_4TX **EBW**

5690MHz Straddle 5.47-5.725GHz

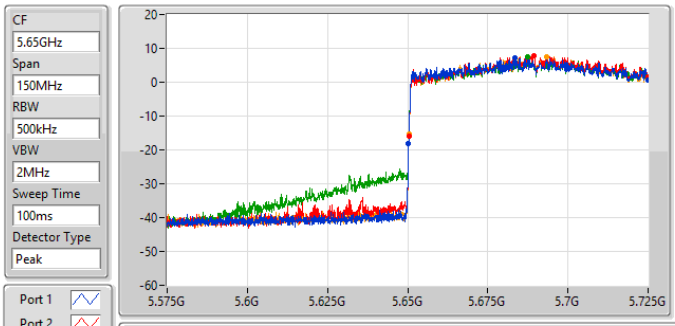

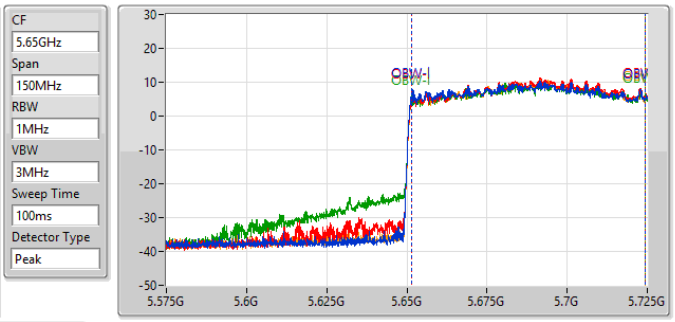

26dB(Hz)	Fl-26dB(Hz)	Fh-26dB(Hz)	OBW(Hz)	Fl-OBW(Hz)	Fh-OBW(Hz)	Limit(Hz)	Port
74.7M	5.6503G	5.725G	73.013M	5.651424G	5.724438G	Inf	1
74.625M	5.650375G	5.725G	72.864M	5.651574G	5.724438G	Inf	2
74.7M	5.6503G	5.725G	72.939M	5.651499G	5.724438G	Inf	3
74.625M	5.650375G	5.725G	72.789M	5.651574G	5.724363G	Inf	4

5.725-5.85GHz_802.11be EHT80_Nss1,(MCS0)_4TX **EBW**

5690MHz Straddle 5.725-5.85GHz

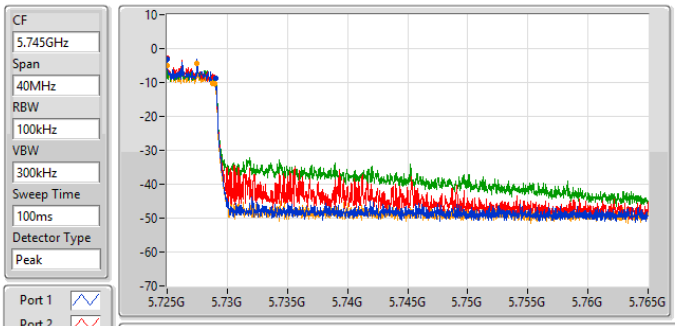

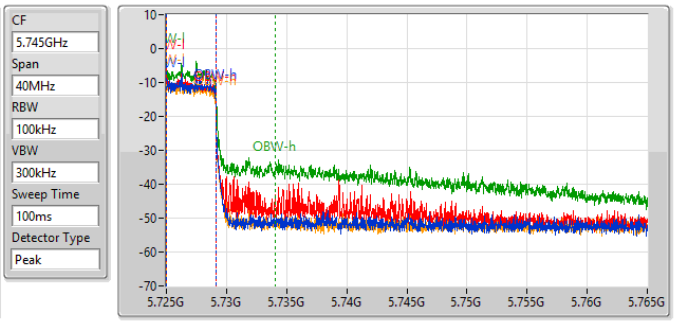

6dB(Hz)	Fl-6dB(Hz)	Fh-6dB(Hz)	OBW(Hz)	Fl-OBW(Hz)	Fh-OBW(Hz)	Limit(Hz)	Port
4M	5.725G	5.729G	4.078M	5.72501G	5.729088G	500k	1
3.84M	5.725G	5.72884G	4.098M	5.72501G	5.729108G	500k	2
3.96M	5.725G	5.72896G	9.075M	5.72501G	5.734085G	500k	3
3.96M	5.725G	5.72896G	4.078M	5.72501G	5.729088G	500k	4

5.725-5.85GHz_802.11be EHT80_Nss1,(MCS0)_4TX **EBW**

5690MHz Straddle 5.725-5.85GHz

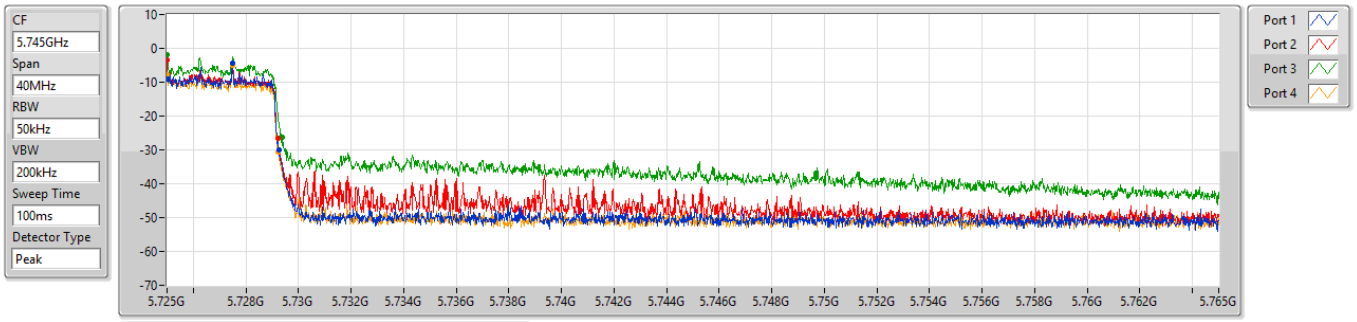

26dB(Hz)	Fl-26dB(Hz)	Fh-26dB(Hz)	Limit(Hz)	Port
4.26M	5.725G	5.72926G	Inf	1
4.22M	5.725G	5.72922G	Inf	2
4.38M	5.725G	5.72938G	Inf	3
4.24M	5.725G	5.72924G	Inf	4

5.15-5.25GHz_802.11be EHT160_Nss1,(MCS0)_4TX **EBW**

5250MHz Straddle 5.15-5.25GHz

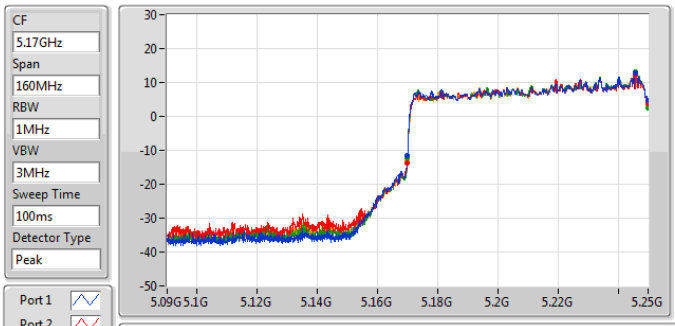

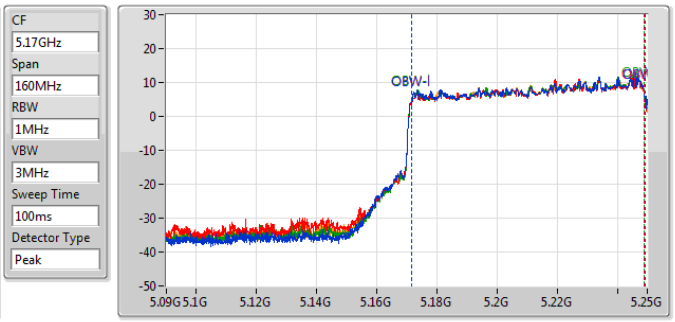

26dB(Hz)	Fl-26dB(Hz)	Fh-26dB(Hz)	OBW(Hz)	Fl-OBW(Hz)	Fh-OBW(Hz)	Limit(Hz)	Port
80.08M	5.16992G	5.25G	77.801M	5.171519G	5.24932G	Inf	1
80.16M	5.16984G	5.25G	77.481M	5.171599G	5.24908G	Inf	2
80.08M	5.16992G	5.25G	77.401M	5.171599G	5.249G	Inf	3
80.08M	5.16992G	5.25G	77.561M	5.171599G	5.24916G	Inf	4

5.25-5.35GHz_802.11be EHT160_Nss1,(MCS0)_4TX **EBW**

5250MHz Straddle 5.25-5.35GHz

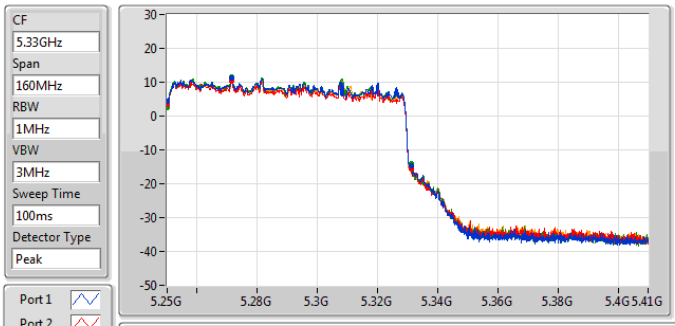

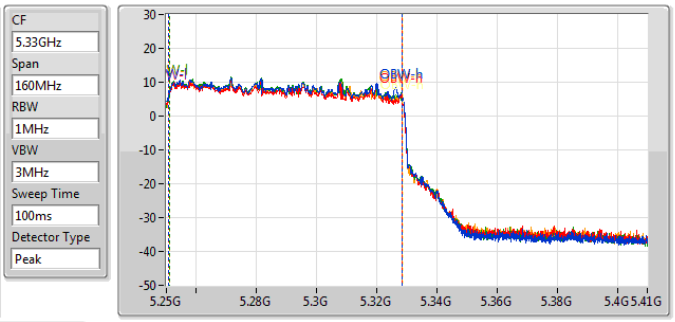

26dB(Hz)	Fl-26dB(Hz)	Fh-26dB(Hz)	OBW(Hz)	Fl-OBW(Hz)	Fh-OBW(Hz)	Limit(Hz)	Port
81.2M	5.25G	5.3312G	77.721M	5.25084G	5.328561G	Inf	1
81.12M	5.25G	5.33112G	77.641M	5.25084G	5.328481G	Inf	2
81.12M	5.25G	5.33112G	77.641M	5.25092G	5.328561G	Inf	3
80.88M	5.25G	5.33088G	77.561M	5.25092G	5.328481G	Inf	4

5.47-5.725GHz_802.11be EHT160_Nss1,(MCS0)_4TX **EBW**

5570MHz

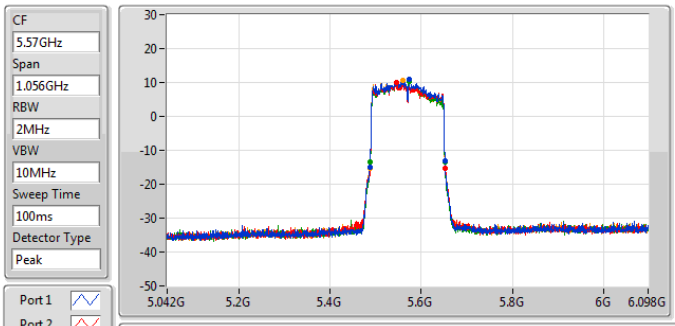

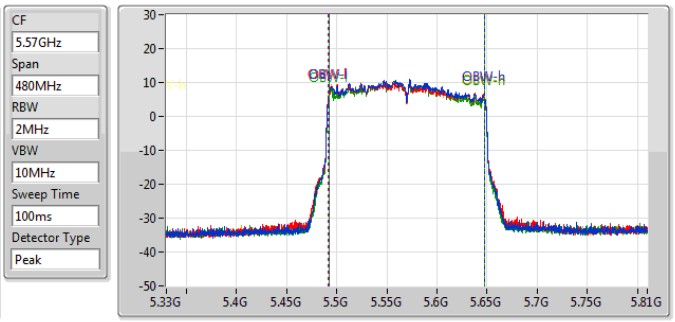

26dB(Hz)	Fl-26dB(Hz)	Fh-26dB(Hz)	OBW(Hz)	Fl-OBW(Hz)	Fh-OBW(Hz)	Limit(Hz)	Port
164.736M	5.486576G	5.651312G	155.682M	5.492039G	5.647721G	Inf	1
165.792M	5.486576G	5.652368G	156.162M	5.491799G	5.647961G	Inf	2
162.624M	5.488688G	5.651312G	155.682M	5.492039G	5.647721G	Inf	3
165.264M	5.486576G	5.65184G	155.922M	5.491799G	5.647721G	Inf	4

Non-beamforming mode

Summary

Mode	Total Power (dBm)	Total Power (W)	EIRP (dBm)	EIRP (W)
5.15-5.25GHz	-	-	-	-
802.11be EHT160_Nss1,(MCS0)_4TX-OFDMA	22.47	0.17660	25.05	0.31989
5.25-5.35GHz	-	-	-	-
802.11a_Nss1,(6Mbps)_4TX	23.50	0.22387	25.72	0.37325
802.11be EHT20_Nss1,(MCS0)_4TX-OFDMA	23.82	0.24099	26.04	0.40179
802.11be EHT40_Nss1,(MCS0)_4TX-OFDMA	23.88	0.24434	26.10	0.40738
802.11be EHT80_Nss1,(MCS0)_4TX-OFDMA	23.50	0.22387	25.72	0.37325
802.11be EHT160_Nss1,(MCS0)_4TX-OFDMA	22.66	0.18450	24.88	0.30761
5.47-5.725GHz	-	-	-	-
802.11a_Nss1,(6Mbps)_4TX	23.42	0.21979	25.21	0.33189
802.11be EHT20_Nss1,(MCS0)_4TX-OFDMA	23.66	0.23227	25.45	0.35075
802.11be EHT40_Nss1,(MCS0)_4TX-OFDMA	23.68	0.23335	25.47	0.35237
802.11be EHT80_Nss1,(MCS0)_4TX-OFDMA	23.54	0.22594	25.33	0.34119
802.11be EHT160_Nss1,(MCS0)_4TX-OFDMA	23.66	0.23227	25.45	0.35075
5.725-5.85GHz	-	-	-	-
802.11a_Nss1,(6Mbps)_4TX	16.03	0.04009	18.84	0.07656
802.11be EHT20_Nss1,(MCS0)_4TX-OFDMA	17.00	0.05012	19.81	0.09572
802.11be EHT40_Nss1,(MCS0)_4TX-OFDMA	11.53	0.01422	14.34	0.02716
802.11be EHT80_Nss1,(MCS0)_4TX-OFDMA	7.97	0.00627	10.78	0.01197

Result

Mode	Result	DG (dBi)	Port 1 (dBm)	Port 2 (dBm)	Port 3 (dBm)	Port 4 (dBm)	Total Power (dBm)	Power Limit (dBm)	EIRP (dBm)	EIRP Limit (dBm)
802.11a_Nss1,(6Mbps)_4TX	-	-	-	-	-	-	-	-	-	-
5260MHz	Pass	2.22	17.02	17.08	17.37	17.19	23.19	23.64	25.41	29.64
5300MHz	Pass	2.22	17.45	16.95	17.72	17.76	23.50	24.00	25.72	30.00
5320MHz	Pass	2.22	17.45	16.69	17.75	17.77	23.46	24.00	25.68	30.00
5500MHz	Pass	1.79	17.02	17.15	17.14	17.72	23.29	24.00	25.08	30.00
5580MHz	Pass	1.79	17.06	17.28	17.03	17.33	23.20	23.62	24.99	29.62
5700MHz	Pass	1.79	17.12	17.68	17.43	17.33	23.42	24.00	25.21	30.00
5720MHz Straddle 5.47-5.725GHz	Pass	1.79	15.54	15.93	15.68	15.96	21.80	22.46	23.59	28.46
5720MHz Straddle 5.725-5.85GHz	Pass	2.81	9.74	9.85	10.56	9.84	16.03	30.00	18.84	36.00
802.11be EHT20_Nss1,(MCS0)_4TX-OFDMA	-	-	-	-	-	-	-	-	-	-
5260MHz	Pass	2.22	17.52	17.66	17.89	17.81	23.74	23.98	25.96	29.98
5300MHz	Pass	2.22	17.66	17.12	17.98	17.82	23.68	24.00	25.90	30.00
5320MHz	Pass	2.22	17.81	17.16	18.02	18.14	23.82	24.00	26.04	30.00
5500MHz	Pass	1.79	17.25	17.43	17.55	17.71	23.51	24.00	25.30	30.00
5580MHz	Pass	1.79	17.62	17.61	17.43	17.61	23.59	23.98	25.38	29.98
5700MHz	Pass	1.79	17.45	17.93	17.61	17.56	23.66	24.00	25.45	30.00
5720MHz Straddle 5.47-5.725GHz	Pass	1.79	15.61	15.99	15.88	16.06	21.91	22.70	23.70	28.70
5720MHz Straddle 5.725-5.85GHz	Pass	2.81	10.88	10.89	11.09	11.06	17.00	30.00	19.81	36.00
802.11be EHT40_Nss1,(MCS0)_4TX-OFDMA	-	-	-	-	-	-	-	-	-	-
5270MHz	Pass	2.22	17.62	17.71	18.12	17.98	23.88	24.00	26.10	30.00
5310MHz	Pass	2.22	17.84	17.36	18.11	18.09	23.88	24.00	26.10	30.00
5510MHz	Pass	1.79	17.02	17.35	17.37	18.14	23.51	24.00	25.30	30.00
5590MHz	Pass	1.79	17.57	17.63	17.51	17.71	23.63	24.00	25.42	30.00
5670MHz	Pass	1.79	17.63	17.58	17.48	17.92	23.68	24.00	25.47	30.00
5710MHz Straddle 5.47-5.725GHz	Pass	1.79	16.49	16.88	16.67	16.79	22.73	24.00	24.52	30.00
5710MHz Straddle 5.725-5.85GHz	Pass	2.81	5.3	5.63	5.49	5.6	11.53	30.00	14.34	36.00
802.11be EHT80_Nss1,(MCS0)_4TX-OFDMA	-	-	-	-	-	-	-	-	-	-
5290MHz	Pass	2.22	17.21	17.19	17.72	17.78	23.50	24.00	25.72	30.00
5530MHz	Pass	1.79	17.15	17.21	17.54	18.1	23.54	24.00	25.33	30.00
5610MHz	Pass	1.79	17.61	17.52	17.41	17.44	23.52	24.00	25.31	30.00
5690MHz Straddle 5.47-5.725GHz	Pass	1.79	17.15	17.56	17	17.28	23.27	24.00	25.06	30.00
5690MHz Straddle 5.725-5.85GHz	Pass	2.81	2.1	2.45	2	1.16	7.97	30.00	10.78	36.00
802.11be EHT160_Nss1,(MCS0)_4TX-OFDMA	-	-	-	-	-	-	-	-	-	-
5250MHz Straddle 5.15-5.25GHz	Pass	2.58	16.33	16.18	16.8	16.47	22.47	30.00	25.05	36.00
5250MHz Straddle 5.25-5.35GHz	Pass	2.22	16.61	16.66	17.16	16.04	22.66	24.00	24.88	30.00
5570MHz	Pass	1.79	18.05	17.16	17.96	17.32	23.66	24.00	25.45	30.00

DG = Directional Gain; Port X = Port X output power

5.47-5.725GHz_802.11a_Nss1,(6Mbps)_4TX **AV Power**

5720MHz Straddle 5.47-5.725GHz_TX

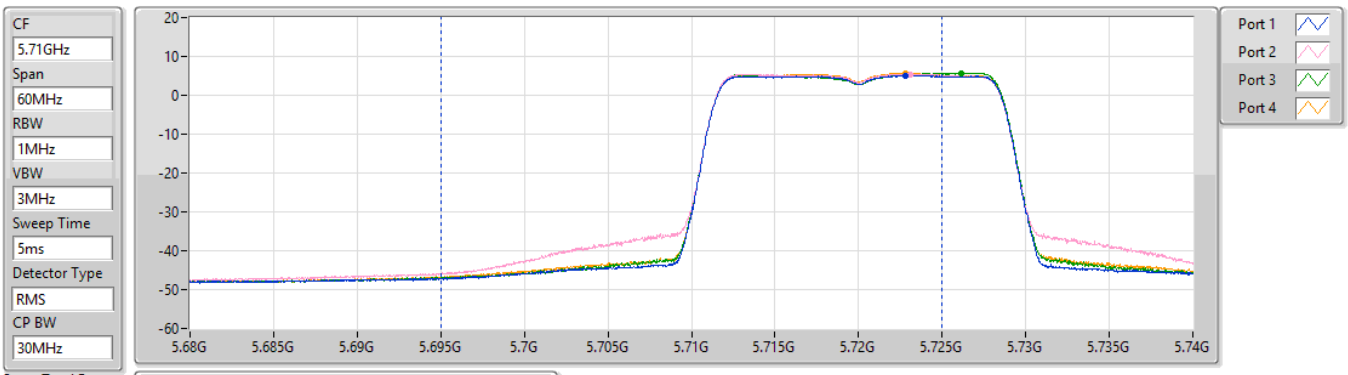

Sum(dBm)	P1(dBm)	P2(dBm)	P3(dBm)	P4(dBm)
21.80	15.54	15.93	15.68	15.96

5.725-5.85GHz_802.11a_Nss1,(6Mbps)_4TX **AV Power**

5720MHz Straddle 5.725-5.85GHz_TX

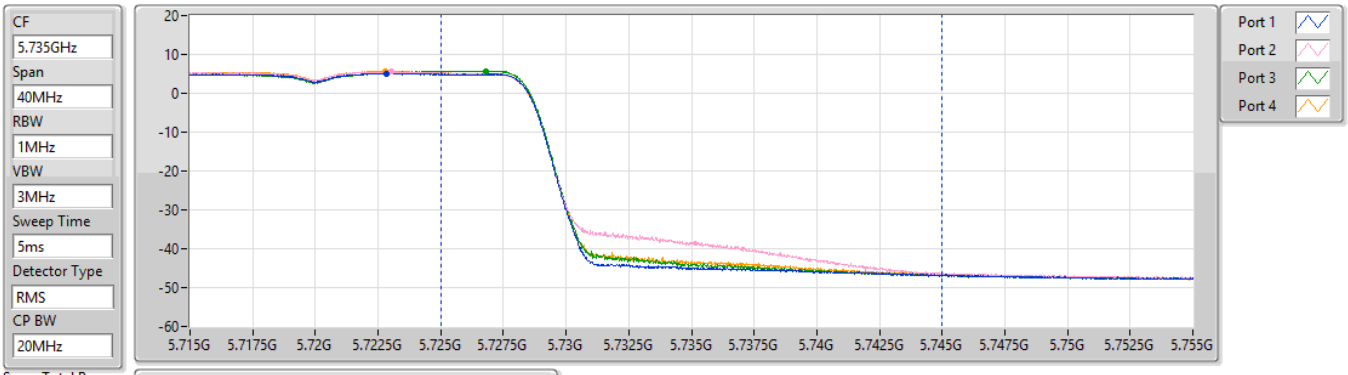

Sum(dBm)	P1(dBm)	P2(dBm)	P3(dBm)	P4(dBm)
16.03	9.74	9.85	10.56	9.84

5.47-5.725GHz_802.11be EHT20_Nss1,(MCS0)_4TX **AV Power**

5720MHz Straddle 5.47-5.725GHz_TX

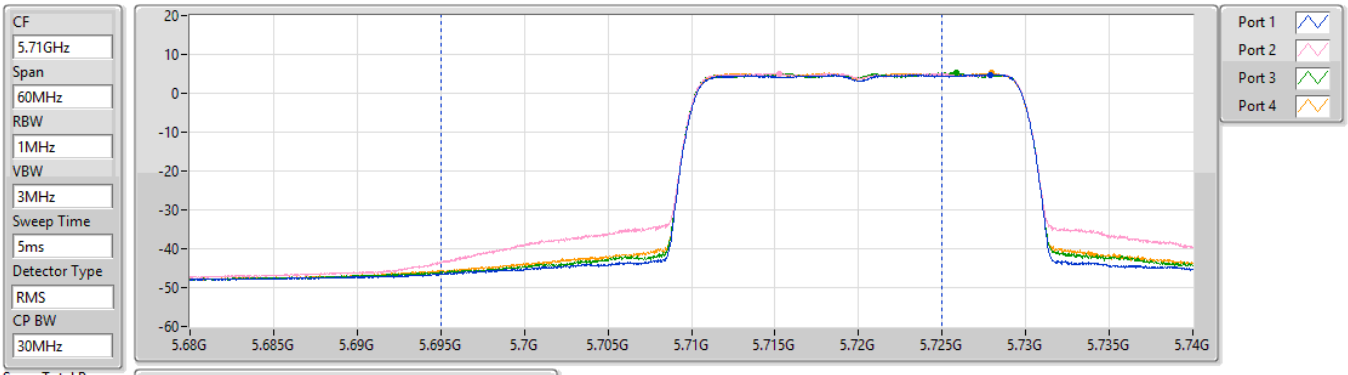

Sum=Total Power
PX=Port X

Sum(dBm)	P1(dBm)	P2(dBm)	P3(dBm)	P4(dBm)
21.91	15.61	15.99	15.88	16.06

5.725-5.85GHz_802.11be EHT20_Nss1,(MCS0)_4TX **AV Power**

5720MHz Straddle 5.725-5.85GHz_TX

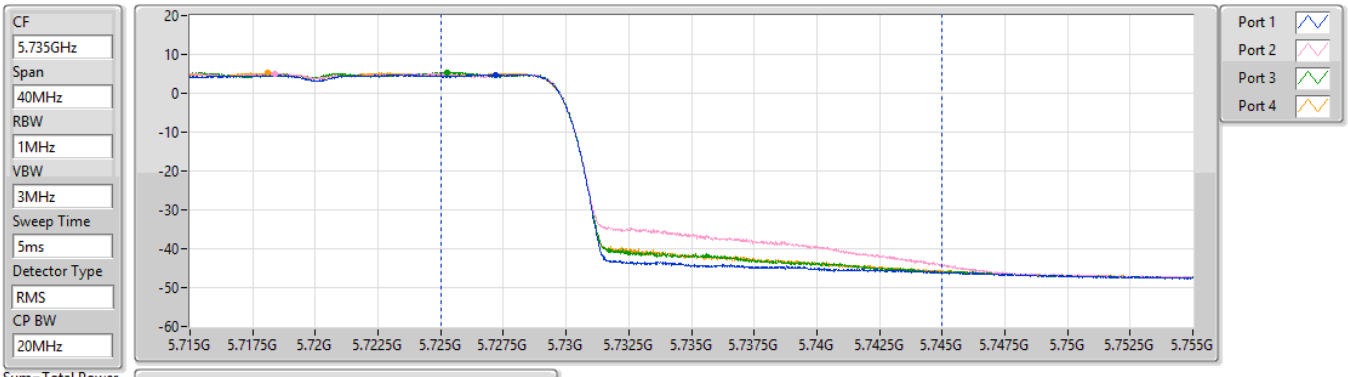

Sum=Total Power
PX=Port X

Sum(dBm)	P1(dBm)	P2(dBm)	P3(dBm)	P4(dBm)
17.00	10.88	10.89	11.09	11.06

5.47-5.725GHz_802.11be EHT40_Nss1,(MCS0)_4TX **AV Power**

5710MHz Straddle 5.47-5.725GHz_TX

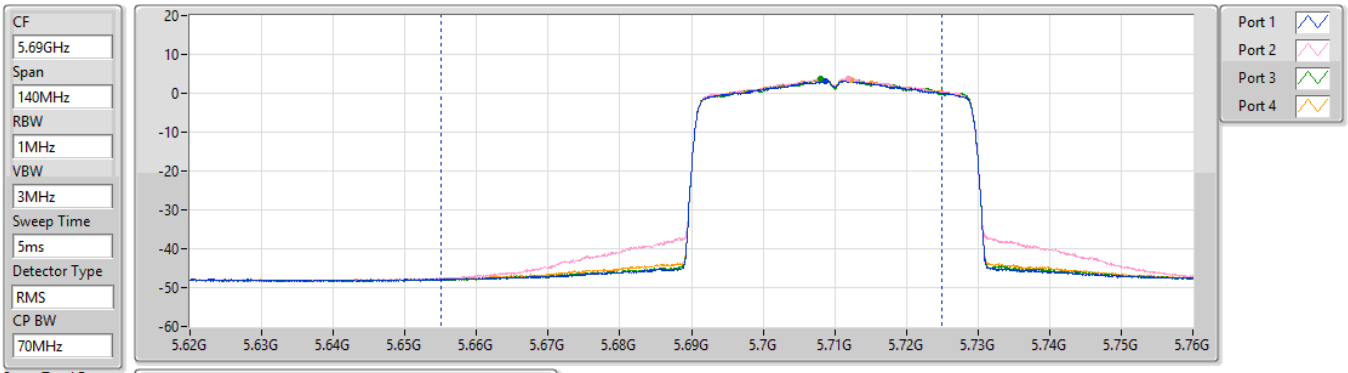

Sum=Total Power
PX=Port X

Sum(dBm)	P1(dBm)	P2(dBm)	P3(dBm)	P4(dBm)
22.73	16.49	16.88	16.67	16.79

5.725-5.85GHz_802.11be EHT40_Nss1,(MCS0)_4TX **AV Power**

5710MHz Straddle 5.725-5.85GHz_TX

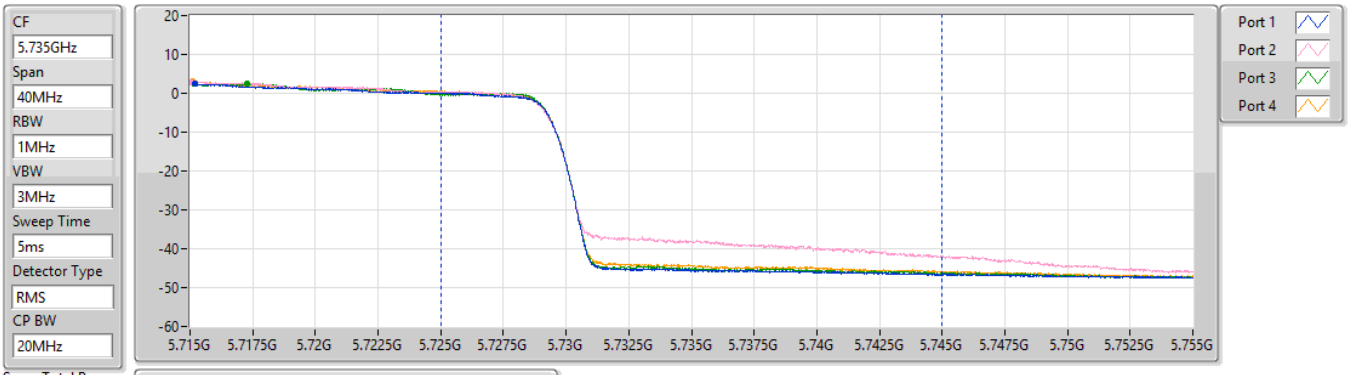

Sum=Total Power
PX=Port X

Sum(dBm)	P1(dBm)	P2(dBm)	P3(dBm)	P4(dBm)
11.53	5.30	5.63	5.49	5.60

5.47-5.725GHz_802.11be EHT80_Nss1,(MCS0)_4TX **AV Power**

5690MHz Straddle 5.47-5.725GHz_TX

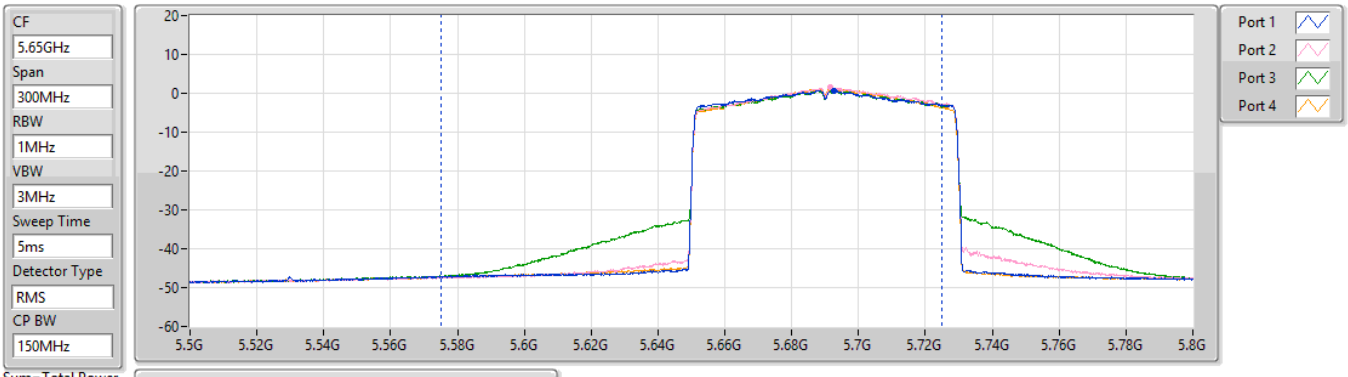

Sum=Total Power
PX=Port X

Sum(dBm)	P1(dBm)	P2(dBm)	P3(dBm)	P4(dBm)
23.27	17.15	17.56	17.00	17.28

5.725-5.85GHz_802.11be EHT80_Nss1,(MCS0)_4TX **AV Power**

5690MHz Straddle 5.725-5.85GHz_TX

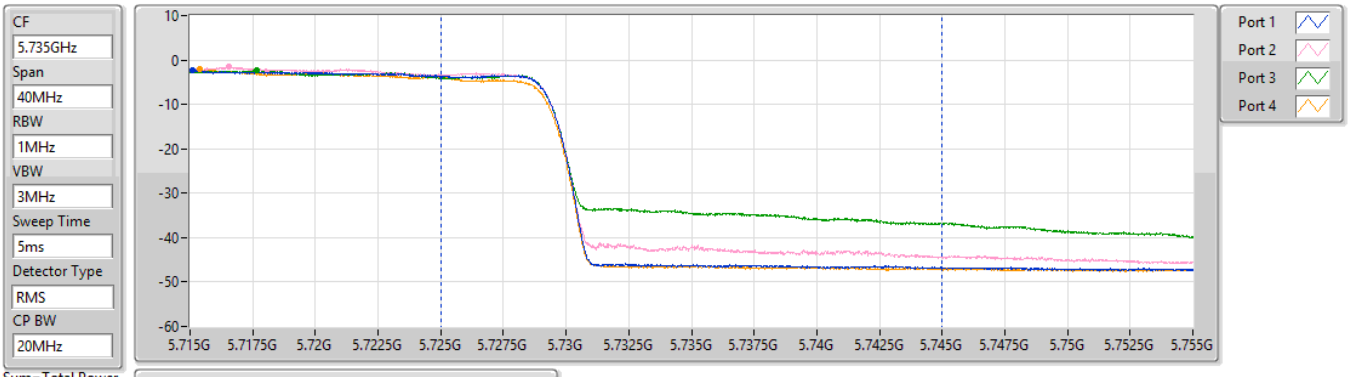

Sum=Total Power
PX=Port X

Sum(dBm)	P1(dBm)	P2(dBm)	P3(dBm)	P4(dBm)
7.97	2.10	2.45	2.00	1.16

5.15-5.25GHz_802.11be EHT160_Nss1,(MCS0)_4TX **AV Power**

5250MHz Straddle 5.15-5.25GHz_TX

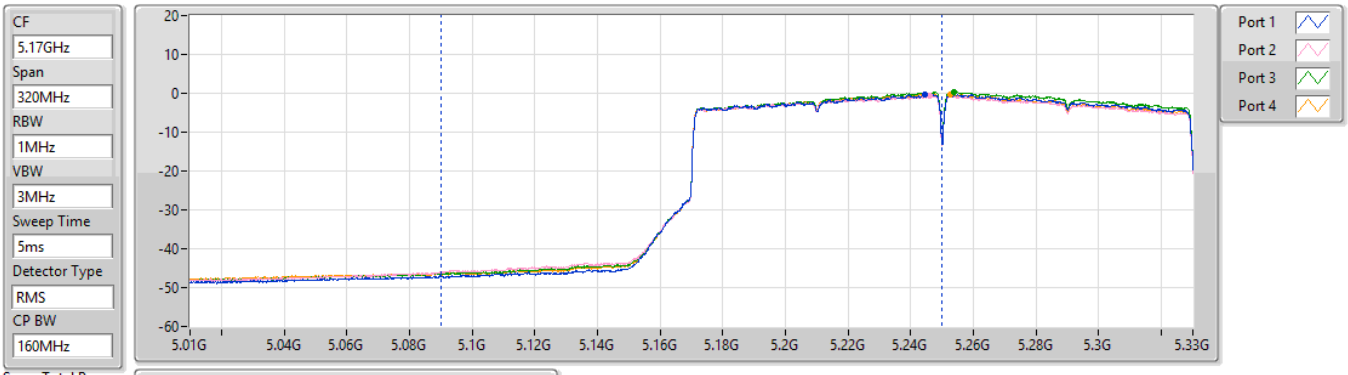

Sum=Total Power
PX=Port X

Sum(dBm)	P1(dBm)	P2(dBm)	P3(dBm)	P4(dBm)
22.47	16.33	16.18	16.80	16.47

5.25-5.35GHz_802.11be EHT160_Nss1,(MCS0)_4TX **AV Power**

5250MHz Straddle 5.25-5.35GHz_TX

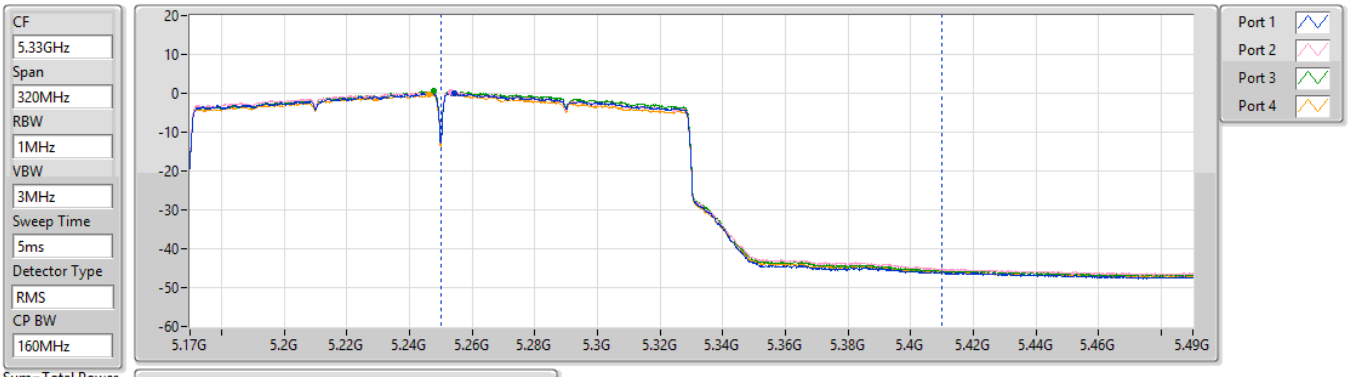

Sum=Total Power
PX=Port X

Sum(dBm)	P1(dBm)	P2(dBm)	P3(dBm)	P4(dBm)
22.66	16.61	16.66	17.16	16.04

Beamforming mode

Summary

Mode	Total Power (dBm)	Total Power (W)	EIRP (dBm)	EIRP (W)
5.15-5.25GHz	-	-	-	-
802.11be EHT160-BF_Nss1,(MCS0)_4TX-OFDMA	22.36	0.17219	27.59	0.57412
5.25-5.35GHz	-	-	-	-
802.11be EHT20-BF_Nss1,(MCS0)_4TX-OFDMA	23.67	0.23281	28.09	0.64417
802.11be EHT40-BF_Nss1,(MCS0)_4TX-OFDMA	23.64	0.23121	28.06	0.63973
802.11be EHT80-BF_Nss1,(MCS0)_4TX-OFDMA	23.32	0.21478	27.74	0.59429
802.11be EHT160-BF_Nss1,(MCS0)_4TX-OFDMA	22.36	0.17219	26.78	0.47643
5.47-5.725GHz	-	-	-	-
802.11be EHT20-BF_Nss1,(MCS0)_4TX-OFDMA	23.64	0.23121	27.45	0.55590
802.11be EHT40-BF_Nss1,(MCS0)_4TX-OFDMA	23.54	0.22594	27.35	0.54325
802.11be EHT80-BF_Nss1,(MCS0)_4TX-OFDMA	23.39	0.21827	27.20	0.52481
802.11be EHT160-BF_Nss1,(MCS0)_4TX-OFDMA	23.52	0.22491	27.33	0.54075
5.725-5.85GHz	-	-	-	-
802.11be EHT20-BF_Nss1,(MCS0)_4TX-OFDMA	16.77	0.04753	20.16	0.10375
802.11be EHT40-BF_Nss1,(MCS0)_4TX-OFDMA	11.27	0.01340	14.66	0.02924
802.11be EHT80-BF_Nss1,(MCS0)_4TX-OFDMA	7.93	0.00621	11.32	0.01355

Result

Mode	Result	DG (dBi)	Port 1 (dBm)	Port 2 (dBm)	Port 3 (dBm)	Port 4 (dBm)	Total Power (dBm)	Power Limit (dBm)	EIRP (dBm)	EIRP Limit (dBm)
802.11be EHT20-BF_Nss1,(MCS0)_4TX-OFDMA	-	-	-	-	-	-	-	-	-	-
5260MHz	Pass	4.42	17.05	17.61	17.18	17.62	23.39	24.00	27.81	30.00
5300MHz	Pass	4.42	17.08	17.09	18.19	17.37	23.48	24.00	27.90	30.00
5320MHz	Pass	4.42	17.7	17.49	17.65	17.74	23.67	24.00	28.09	30.00
5500MHz	Pass	3.81	17.39	17.35	17.5	17.6	23.48	24.00	27.29	30.00
5580MHz	Pass	3.81	17.86	17.05	17.24	17.23	23.38	24.00	27.19	30.00
5700MHz	Pass	3.81	17.72	17.23	17.81	17.69	23.64	24.00	27.45	30.00
5720MHz Straddle 5.47-5.725GHz	Pass	3.81	16.12	15.64	16.21	15.51	21.90	24.00	25.71	30.00
5720MHz Straddle 5.725-5.85GHz	Pass	3.39	11.14	10.47	11.1	10.2	16.77	30.00	20.16	36.00
802.11be EHT40-BF_Nss1,(MCS0)_4TX-OFDMA	-	-	-	-	-	-	-	-	-	-
5270MHz	Pass	4.42	17.54	17.74	17.46	17.62	23.61	24.00	28.03	30.00
5310MHz	Pass	4.42	17.43	17.88	17.82	17.33	23.64	24.00	28.06	30.00
5510MHz	Pass	3.81	17.37	17.42	16.56	17.67	23.30	24.00	27.11	30.00
5590MHz	Pass	3.81	17.62	17.65	16.91	17.31	23.40	24.00	27.21	30.00
5670MHz	Pass	3.81	18.01	17.41	17.38	17.22	23.54	24.00	27.35	30.00
5710MHz Straddle 5.47-5.725GHz	Pass	3.81	16.39	16.03	16.61	16.01	22.29	24.00	26.10	30.00
5710MHz Straddle 5.725-5.85GHz	Pass	3.39	5.52	5.09	5.61	4.72	11.27	30.00	14.66	36.00
802.11be EHT80-BF_Nss1,(MCS0)_4TX-OFDMA	-	-	-	-	-	-	-	-	-	-
5290MHz	Pass	4.42	17.29	17.42	17.35	17.13	23.32	24.00	27.74	30.00
5530MHz	Pass	3.81	17.49	17.39	17.11	17.24	23.33	24.00	27.14	30.00
5610MHz	Pass	3.81	17.65	17.53	16.93	17.32	23.39	24.00	27.20	30.00
5690MHz Straddle 5.47-5.725GHz	Pass	3.81	17.42	17.06	17.02	16.54	23.04	24.00	26.85	30.00
5690MHz Straddle 5.725-5.85GHz	Pass	3.39	2.48	1.84	2.04	1.16	7.93	30.00	11.32	36.00
802.11be EHT160-BF_Nss1,(MCS0)_4TX-OFDMA	-	-	-	-	-	-	-	-	-	-
5250MHz Straddle 5.15-5.25GHz	Pass	5.23	16.2	16.16	16.48	16.52	22.36	30.00	27.59	36.00
5250MHz Straddle 5.25-5.35GHz	Pass	4.42	16.09	15.9	16.86	16.45	22.36	24.00	26.78	30.00
5570MHz	Pass	3.81	17.78	17.3	17.13	17.74	23.52	24.00	27.33	30.00

DG = Directional Gain; Port X = Port X output power
DG Gain is measured. Please refer to antenna test report.

5.47-5.725GHz_802.11be EHT20-BF_Nss1,(MCS0)_4TX **AV Power**

5720MHz Straddle 5.47-5.725GHz_TX

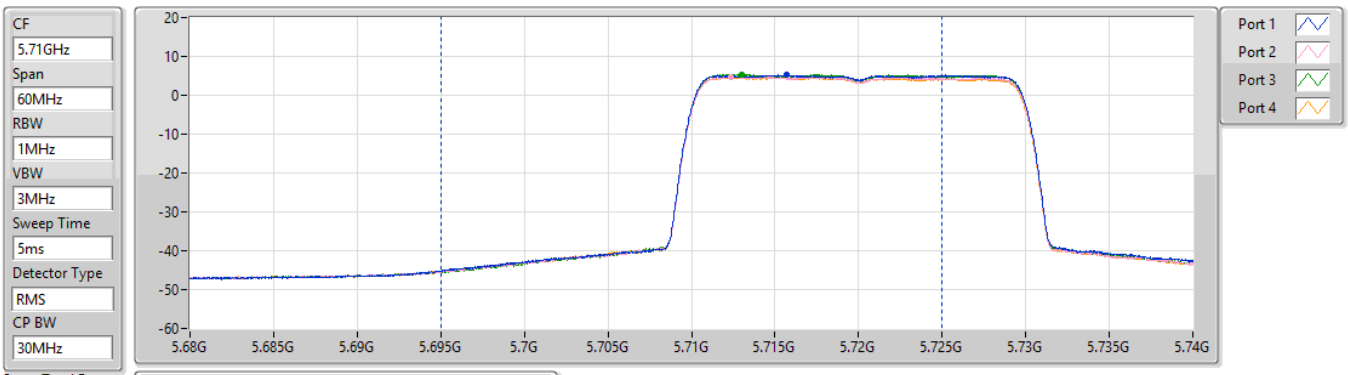

Sum(dBm)	P1(dBm)	P2(dBm)	P3(dBm)	P4(dBm)
21.90	16.12	15.64	16.21	15.51

5.725-5.85GHz_802.11be EHT20-BF_Nss1,(MCS0)_4TX **AV Power**

5720MHz Straddle 5.725-5.85GHz_TX

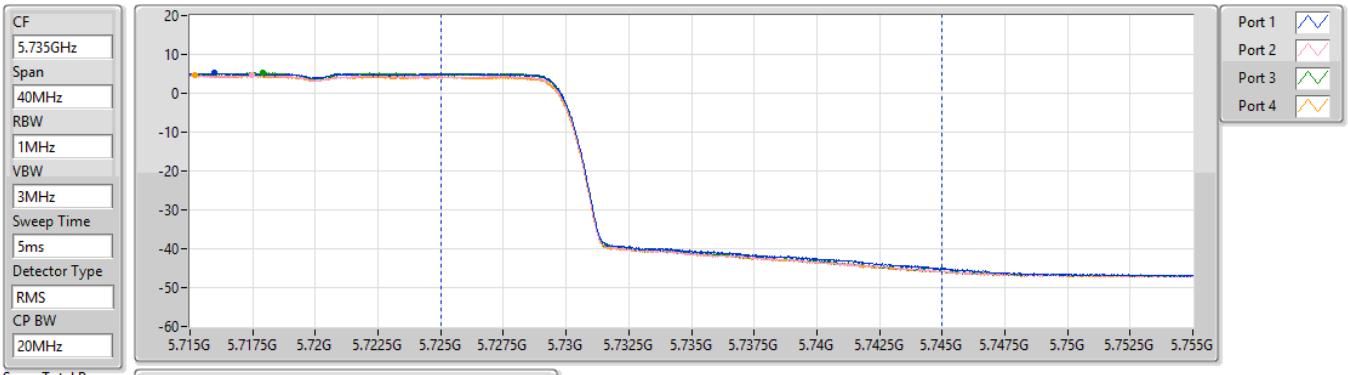

Sum(dBm)	P1(dBm)	P2(dBm)	P3(dBm)	P4(dBm)
16.77	11.14	10.47	11.10	10.20

5.47-5.725GHz_802.11be EHT40-BF_Nss1,(MCS0)_4TX **AV Power**

5710MHz Straddle 5.47-5.725GHz_TX

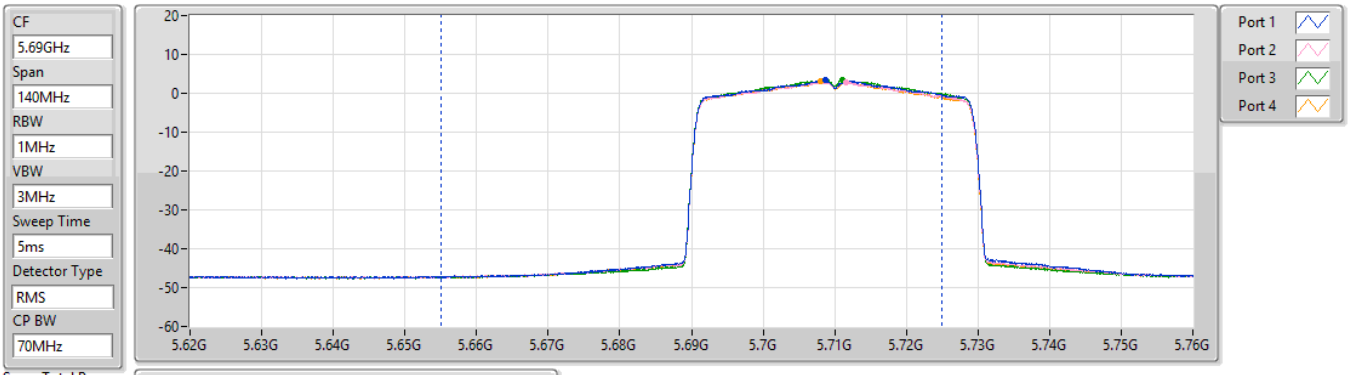

Sum=Total Power
PX=Port X

Sum(dBm)	P1(dBm)	P2(dBm)	P3(dBm)	P4(dBm)
22.29	16.39	16.03	16.61	16.01

5.725-5.85GHz_802.11be EHT40-BF_Nss1,(MCS0)_4TX **AV Power**

5710MHz Straddle 5.725-5.85GHz_TX

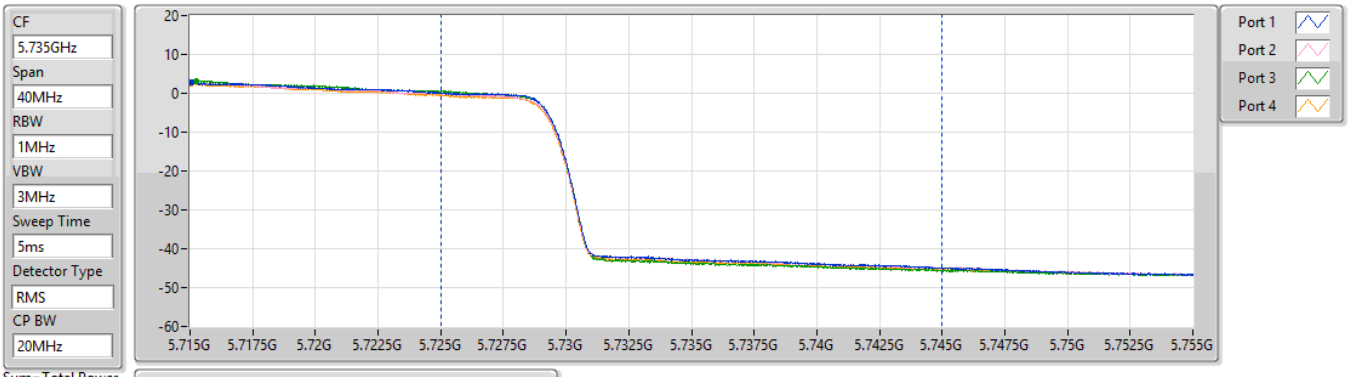

Sum=Total Power
PX=Port X

Sum(dBm)	P1(dBm)	P2(dBm)	P3(dBm)	P4(dBm)
11.27	5.52	5.09	5.61	4.72

5.47-5.725GHz_802.11be EHT80-BF_Nss1,(MCS0)_4TX **AV Power**

5690MHz Straddle 5.47-5.725GHz_TX

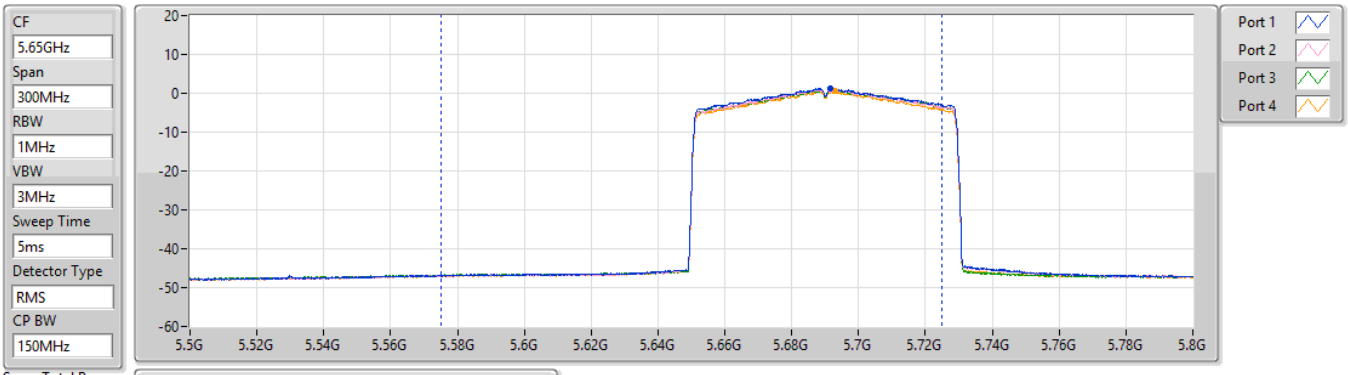

Sum=Total Power
PX=Port X

Sum(dBm)	P1(dBm)	P2(dBm)	P3(dBm)	P4(dBm)
23.04	17.42	17.06	17.02	16.54

5.725-5.85GHz_802.11be EHT80-BF_Nss1,(MCS0)_4TX **AV Power**

5690MHz Straddle 5.725-5.85GHz_TX

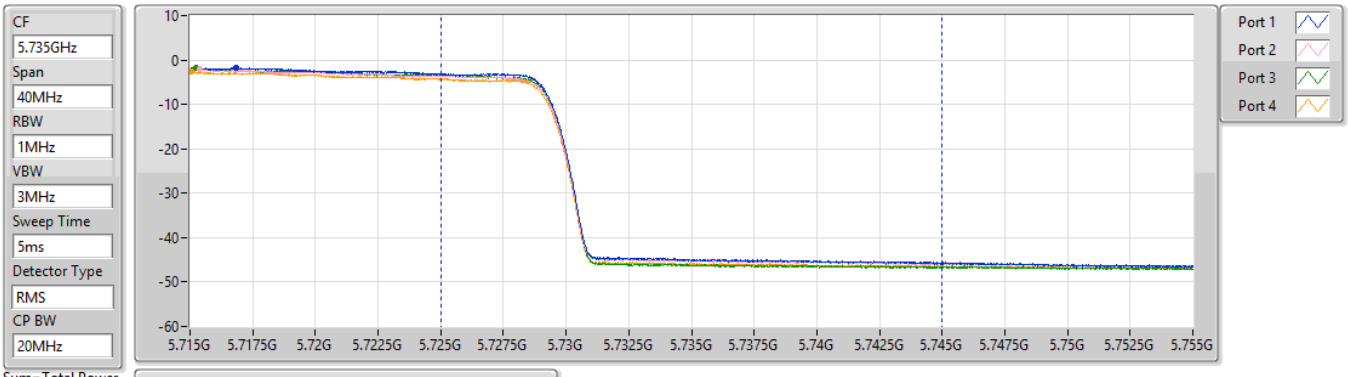

Sum=Total Power
PX=Port X

Sum(dBm)	P1(dBm)	P2(dBm)	P3(dBm)	P4(dBm)
7.93	2.48	1.84	2.04	1.16

5.15-5.25GHz_802.11be EHT160-BF_Nss1,(MCS0)_4TX **AV Power**

5250MHz Straddle 5.15-5.25GHz_TX

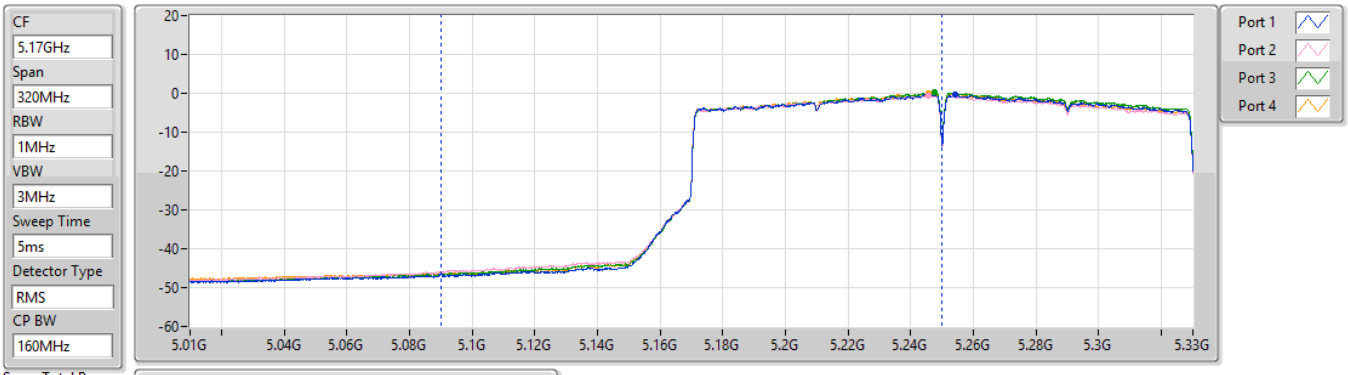

Sum=Total Power
PX=Port X

Sum(dBm)	P1(dBm)	P2(dBm)	P3(dBm)	P4(dBm)
22.36	16.20	16.16	16.48	16.52

5.25-5.35GHz_802.11be EHT160-BF_Nss1,(MCS0)_4TX **AV Power**

5250MHz Straddle 5.25-5.35GHz_TX

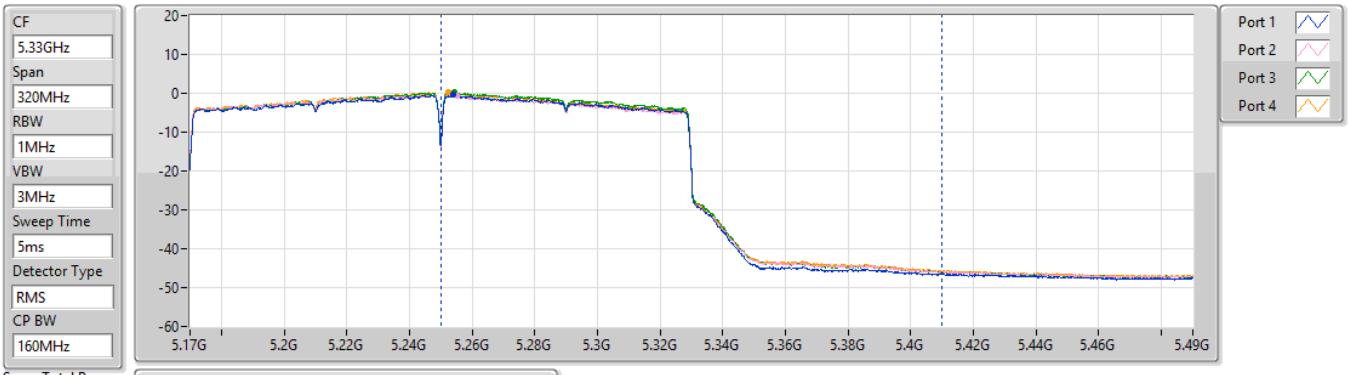

Sum=Total Power
PX=Port X

Sum(dBm)	P1(dBm)	P2(dBm)	P3(dBm)	P4(dBm)
22.36	16.09	15.90	16.86	16.45

Summary

Mode	PD (dBm/RBW)	EIRP PD (dBm/RBW)
5.15-5.25GHz	-	-
802.11be EHT160_Nss1,(MCS0)_4TX-OFDMA	5.76	10.99
5.25-5.35GHz	-	-
802.11a_Nss1,(6Mbps)_4TX	10.72	15.14
802.11be EHT20_Nss1,(MCS0)_4TX-OFDMA	10.18	14.60
802.11be EHT40_Nss1,(MCS0)_4TX-OFDMA	8.76	13.18
802.11be EHT80_Nss1,(MCS0)_4TX-OFDMA	5.36	9.78
802.11be EHT160_Nss1,(MCS0)_4TX-OFDMA	5.71	10.13
5.47-5.725GHz	-	-
802.11a_Nss1,(6Mbps)_4TX	10.54	14.35
802.11be EHT20_Nss1,(MCS0)_4TX-OFDMA	9.99	13.80
802.11be EHT40_Nss1,(MCS0)_4TX-OFDMA	8.55	12.36
802.11be EHT80_Nss1,(MCS0)_4TX-OFDMA	5.55	9.36
802.11be EHT160_Nss1,(MCS0)_4TX-OFDMA	1.92	5.73
5.725-5.85GHz	-	-
802.11a_Nss1,(6Mbps)_4TX	8.89	12.28
802.11be EHT20_Nss1,(MCS0)_4TX-OFDMA	8.08	11.47
802.11be EHT40_Nss1,(MCS0)_4TX-OFDMA	2.81	6.20
802.11be EHT80_Nss1,(MCS0)_4TX-OFDMA	-0.50	2.89

RBW = 1MHz

Result

Mode	Result	DG (dBi)	Port 1 (dBm/RBW)	Port 2 (dBm/RBW)	Port 3 (dBm/RBW)	Port 4 (dBm/RBW)	PD (dBm/RBW)	PD Limit (dBm/RBW)	EIRP PD (dBm/RBW)	EIRP PD Limit (dBm/RBW)
802.11a_Nss1,(6Mbps)_4TX										
5260MHz	Pass	4.42	4.31	4.44	4.86	5.93	10.72	11.00	15.14	17.00
5300MHz	Pass	4.42	5.51	3.47	5.52	4.75	10.71	11.00	15.13	17.00
5320MHz	Pass	4.42	4.72	3.76	4.92	5.16	10.53	11.00	14.95	17.00
5500MHz	Pass	3.81	4.32	4.54	4.60	5.51	10.48	11.00	14.29	17.00
5580MHz	Pass	3.81	4.58	4.98	4.53	5.08	10.54	11.00	14.35	17.00
5700MHz	Pass	3.81	4.42	5.00	4.65	4.76	10.46	11.00	14.27	17.00
5720MHz Straddle 5.47-5.725GHz	Pass	3.81	4.93	4.65	4.85	4.47	10.54	11.00	14.35	17.00
5720MHz Straddle 5.725-5.85GHz	Pass	3.39	3.44	3.04	3.24	2.42	8.89	30.00	12.28	36.00
802.11be EHT20_Nss1,(MCS0)_4TX-OFDMA										
5260MHz	Pass	4.42	3.69	3.80	4.31	5.34	10.18	11.00	14.60	17.00
5300MHz	Pass	4.42	4.41	3.75	4.69	4.74	10.15	11.00	14.57	17.00
5320MHz	Pass	4.42	4.20	3.50	4.51	4.77	10.03	11.00	14.45	17.00
5500MHz	Pass	3.81	4.15	3.82	4.41	3.75	9.75	11.00	13.56	17.00
5580MHz	Pass	3.81	3.94	4.18	4.11	4.76	9.86	11.00	13.67	17.00
5700MHz	Pass	3.81	3.86	4.43	4.14	4.16	9.99	11.00	13.80	17.00
5720MHz Straddle 5.47-5.725GHz	Pass	3.81	4.39	3.98	4.30	3.74	9.93	11.00	13.74	17.00
5720MHz Straddle 5.725-5.85GHz	Pass	3.39	2.78	2.06	2.59	1.78	8.08	30.00	11.47	36.00
802.11be EHT40_Nss1,(MCS0)_4TX-OFDMA										
5270MHz	Pass	4.42	3.04	3.07	2.80	2.94	8.76	11.00	13.18	17.00
5310MHz	Pass	4.42	2.84	2.30	2.16	2.10	8.13	11.00	12.55	17.00
5510MHz	Pass	3.81	2.93	2.67	1.83	2.85	8.46	11.00	12.27	17.00
5590MHz	Pass	3.81	3.23	2.62	2.14	2.53	8.52	11.00	12.33	17.00
5670MHz	Pass	3.81	2.97	2.88	2.24	2.40	8.38	11.00	12.19	17.00
5710MHz Straddle 5.47-5.725GHz	Pass	3.81	2.76	2.49	2.59	2.41	8.55	11.00	12.36	17.00
5710MHz Straddle 5.725-5.85GHz	Pass	3.39	-2.55	-3.13	-2.73	-3.62	2.81	30.00	6.20	36.00
802.11be EHT80_Nss1,(MCS0)_4TX-OFDMA										
5290MHz	Pass	4.42	-0.25	-0.60	-0.44	-0.75	5.36	11.00	9.78	17.00
5530MHz	Pass	3.81	-0.06	-0.37	-0.66	-0.09	5.55	11.00	9.36	17.00
5610MHz	Pass	3.81	-0.17	-0.06	-0.65	-0.43	5.54	11.00	9.35	17.00
5690MHz Straddle 5.47-5.725GHz	Pass	3.81	-1.21	-0.46	-1.18	-0.66	5.01	11.00	8.82	17.00
5690MHz Straddle 5.725-5.85GHz	Pass	3.39	-6.37	-5.81	-6.42	-6.46	-0.50	30.00	2.89	36.00
802.11be EHT160_Nss1,(MCS0)_4TX-OFDMA										
5250MHz Straddle 5.15-5.25GHz	Pass	5.23	-0.09	-0.51	0.31	0.09	5.76	17.00	10.99	23.00
5250MHz Straddle 5.25-5.35GHz	Pass	4.42	0.22	-0.77	0.18	0.06	5.71	11.00	10.13	17.00
5570MHz	Pass	3.81	-3.37	-4.30	-4.04	-3.93	1.92	11.00	5.73	17.00

DG = Directional Gain; RBW = 500kHz for 5.725-5.85GHz band / 1MHz for other band;
PD = trace bin-by-bin of each transmits port summing can be performed maximum power density; Port X = Port X Power Density;
DG Gain is measured. Please refer to antenna test report.

5.25-5.35GHz_802.11a_Nss1,(6Mbps)_4TX **PSD**

5260MHz

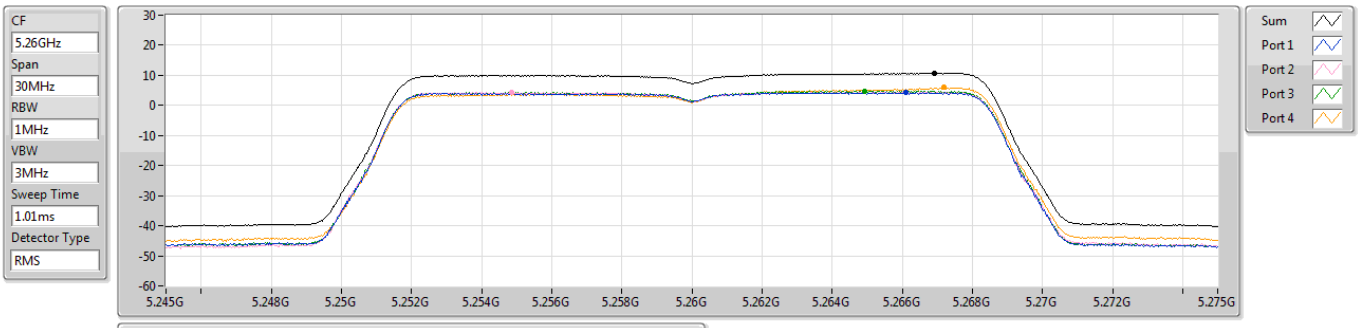

Sum	PD	Port 1	Port 2	Port 3	Port 4
(dBm/RBW)	(dBm/RBW)	(dBm/RBW)	(dBm/RBW)	(dBm/RBW)	(dBm/RBW)
10.72	10.72	4.31	4.44	4.86	5.93

5.25-5.35GHz_802.11a_Nss1,(6Mbps)_4TX **PSD**

5300MHz

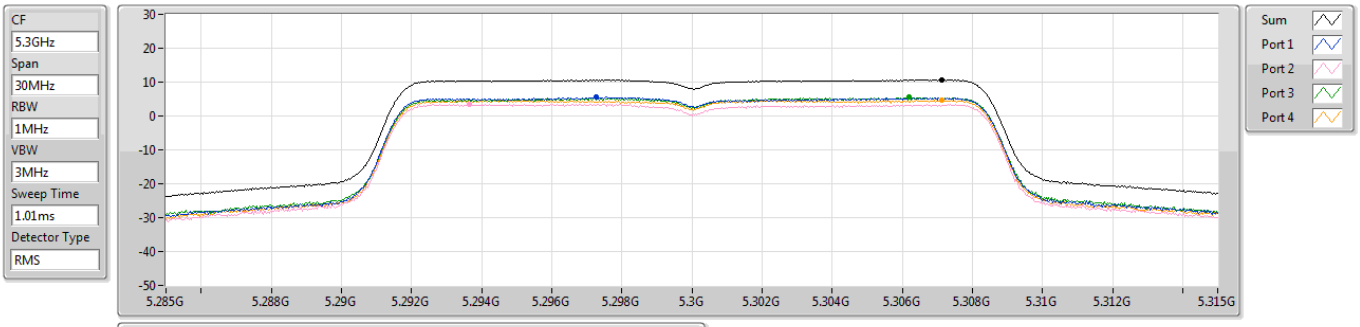

Sum	PD	Port 1	Port 2	Port 3	Port 4
(dBm/RBW)	(dBm/RBW)	(dBm/RBW)	(dBm/RBW)	(dBm/RBW)	(dBm/RBW)
10.71	10.71	5.51	3.47	5.52	4.75

5.25-5.35GHz_802.11a_Nss1,(6Mbps)_4TX **PSD**

5320MHz

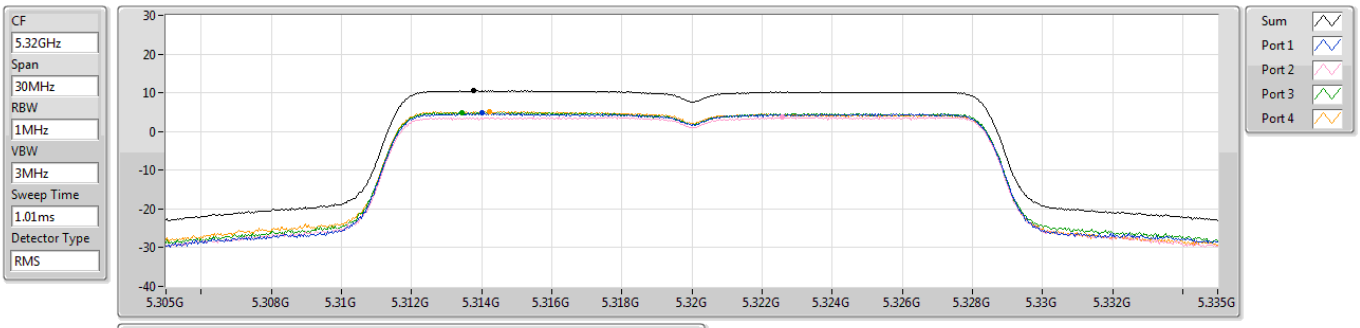

Sum	PD	Port 1	Port 2	Port 3	Port 4
(dBm/RBW)	(dBm/RBW)	(dBm/RBW)	(dBm/RBW)	(dBm/RBW)	(dBm/RBW)
10.53	10.53	4.72	3.76	4.92	5.16

5.47-5.725GHz_802.11a_Nss1,(6Mbps)_4TX **PSD**

5500MHz

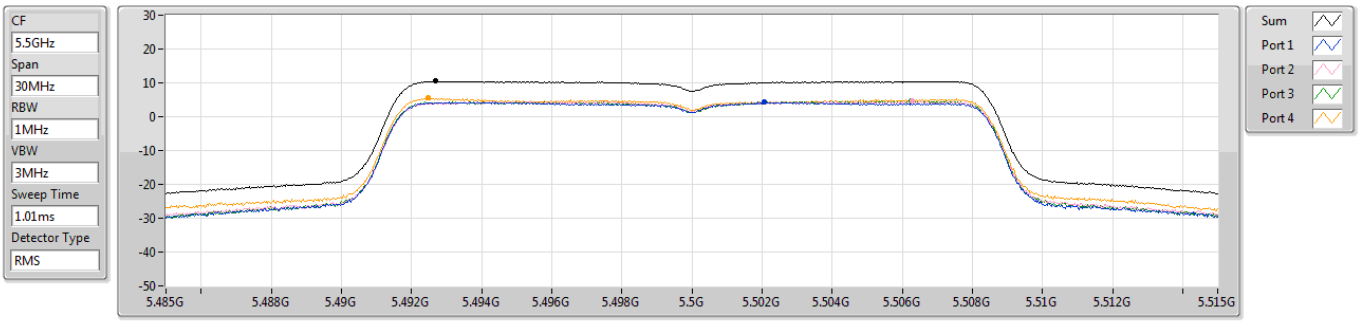

Sum	PD	Port 1	Port 2	Port 3	Port 4
(dBm/RBW)	(dBm/RBW)	(dBm/RBW)	(dBm/RBW)	(dBm/RBW)	(dBm/RBW)
10.48	10.48	4.32	4.54	4.60	5.51

5.47-5.725GHz_802.11a_Nss1,(6Mbps)_4TX **PSD**

5580MHz

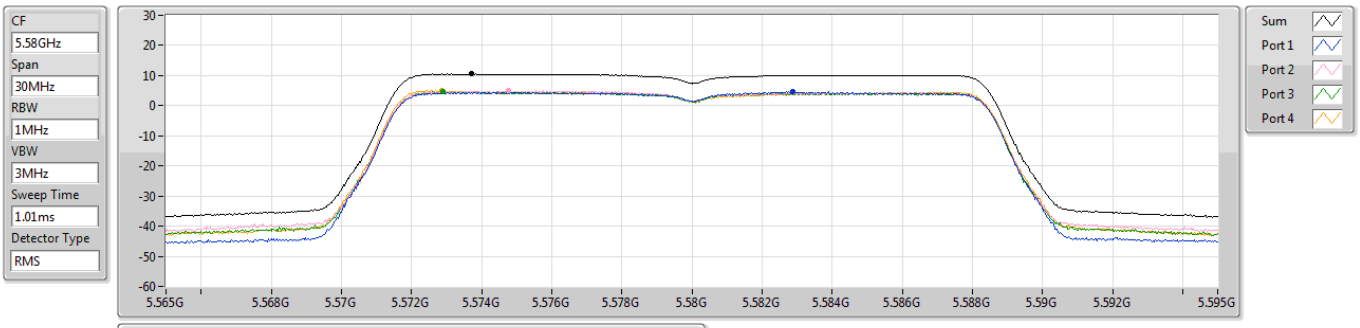

Sum	PD	Port 1	Port 2	Port 3	Port 4
(dBm/RBW)	(dBm/RBW)	(dBm/RBW)	(dBm/RBW)	(dBm/RBW)	(dBm/RBW)
10.54	10.54	4.58	4.98	4.53	5.08

5.47-5.725GHz_802.11a_Nss1,(6Mbps)_4TX **PSD**

5700MHz

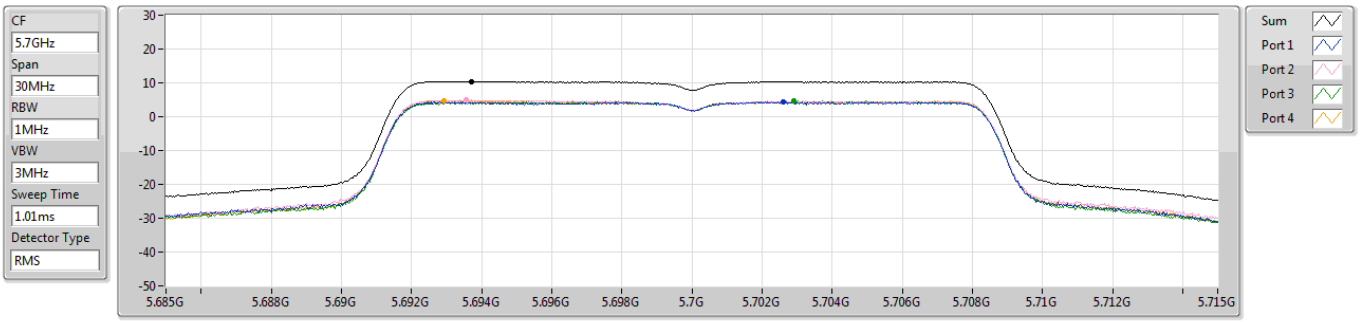

Sum	PD	Port 1	Port 2	Port 3	Port 4
(dBm/RBW)	(dBm/RBW)	(dBm/RBW)	(dBm/RBW)	(dBm/RBW)	(dBm/RBW)
10.46	10.46	4.42	5.00	4.65	4.76

5.47-5.725GHz_802.11a_Nss1,(6Mbps)_4TX **PSD**

5720MHz Straddle 5.47-5.725GHz

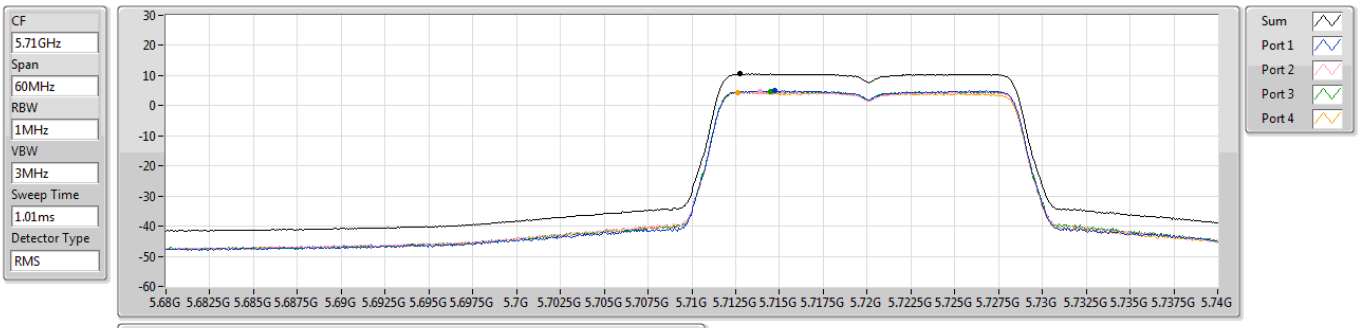

Sum	PD	Port 1	Port 2	Port 3	Port 4
(dBm/RBW)	(dBm/RBW)	(dBm/RBW)	(dBm/RBW)	(dBm/RBW)	(dBm/RBW)
10.54	10.54	4.93	4.65	4.85	4.47

5.725-5.85GHz_802.11a_Nss1,(6Mbps)_4TX **PSD**

5720MHz Straddle 5.725-5.85GHz

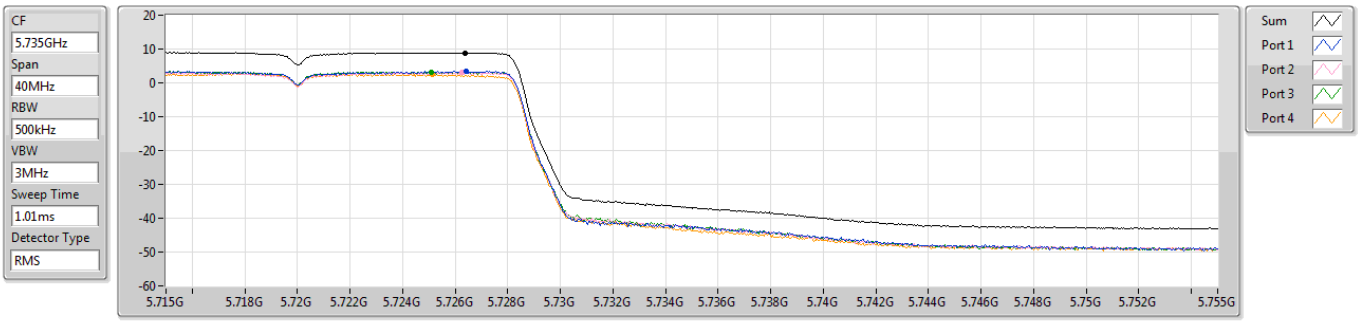

Sum	PD	Port 1	Port 2	Port 3	Port 4
(dBm/RBW)	(dBm/RBW)	(dBm/RBW)	(dBm/RBW)	(dBm/RBW)	(dBm/RBW)
8.89	8.89	3.44	3.04	3.24	2.42

5.25-5.35GHz_802.11be EHT20_Nss1,(MCS0)_4TX **PSD**

5260MHz

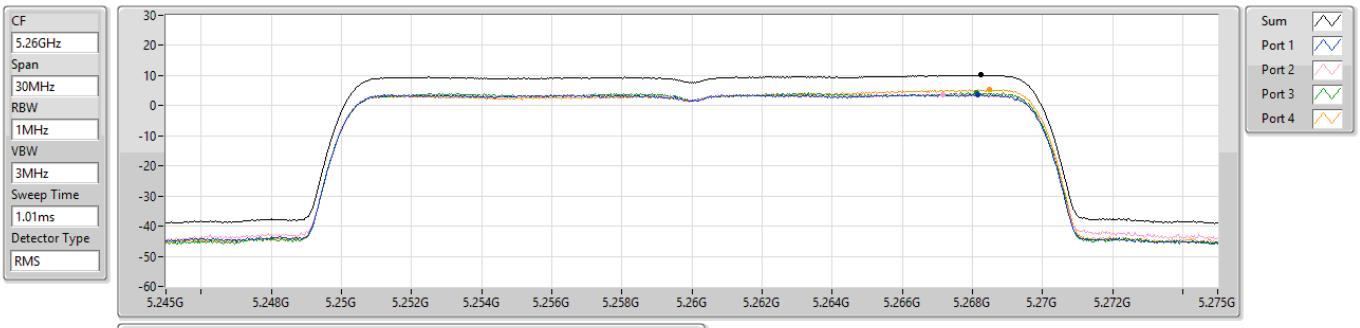

Sum	PD	Port 1	Port 2	Port 3	Port 4
(dBm/RBW)	(dBm/RBW)	(dBm/RBW)	(dBm/RBW)	(dBm/RBW)	(dBm/RBW)
10.18	10.18	3.69	3.80	4.31	5.34

5.25-5.35GHz_802.11be EHT20_Nss1,(MCS0)_4TX **PSD**

5300MHz

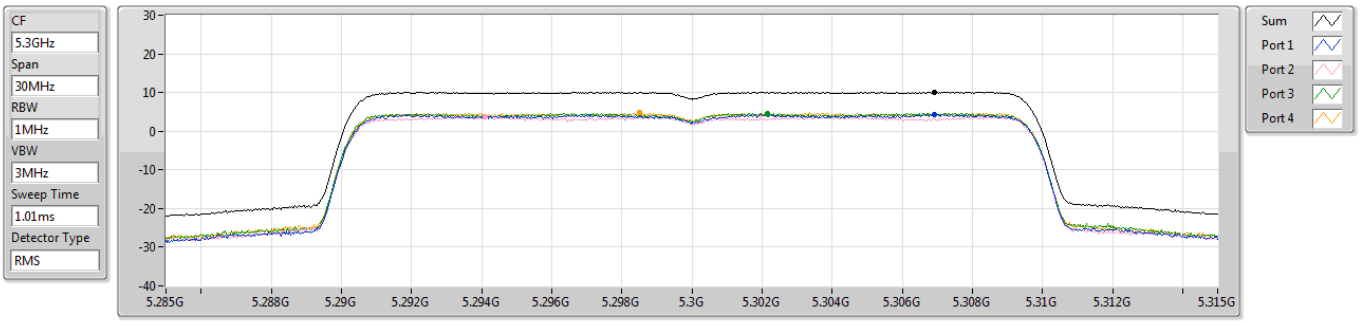

Sum	PD	Port 1	Port 2	Port 3	Port 4
(dBm/RBW)	(dBm/RBW)	(dBm/RBW)	(dBm/RBW)	(dBm/RBW)	(dBm/RBW)
10.15	10.15	4.41	3.75	4.69	4.74

5.25-5.35GHz_802.11be EHT20_Nss1,(MCS0)_4TX **PSD**

5320MHz

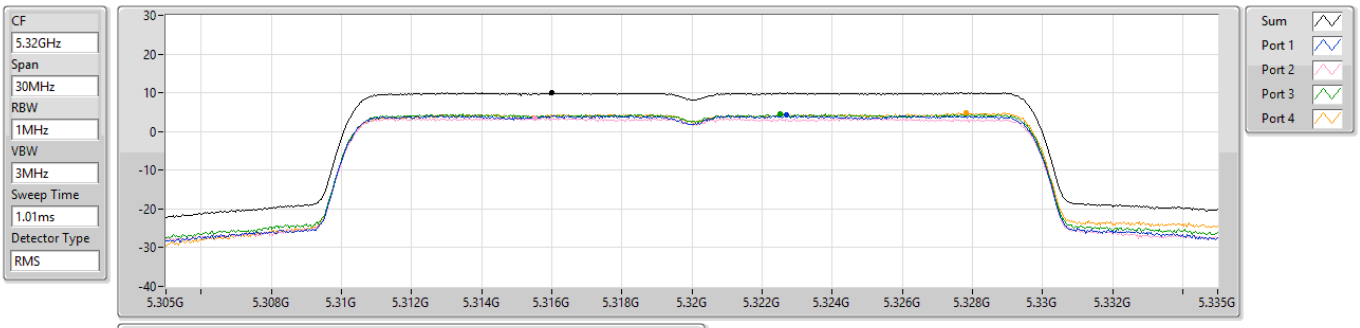

Sum	PD	Port 1	Port 2	Port 3	Port 4
(dBm/RBW)	(dBm/RBW)	(dBm/RBW)	(dBm/RBW)	(dBm/RBW)	(dBm/RBW)
10.03	10.03	4.20	3.50	4.51	4.77

5.47-5.725GHz_802.11be EHT20_Nss1,(MCS0)_4TX **PSD**

5500MHz

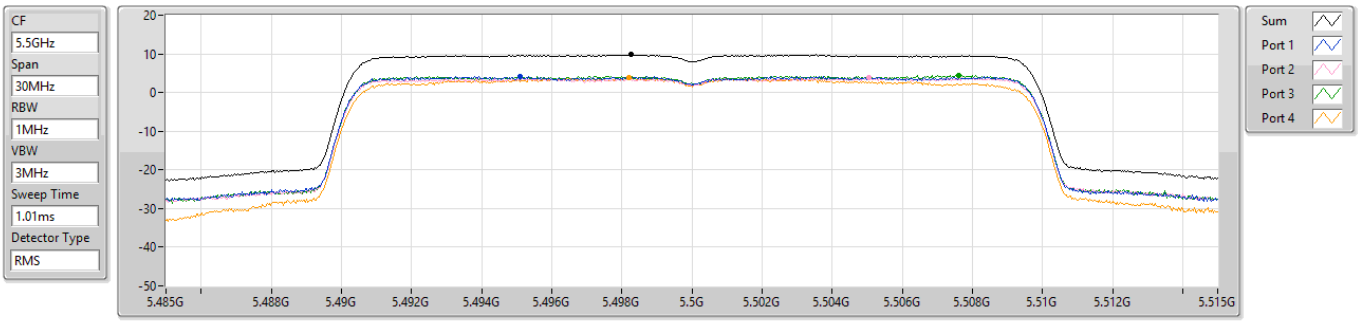

Sum	PD	Port 1	Port 2	Port 3	Port 4
(dBm/RBW)	(dBm/RBW)	(dBm/RBW)	(dBm/RBW)	(dBm/RBW)	(dBm/RBW)
9.75	9.75	4.15	3.82	4.41	3.75

5.47-5.725GHz_802.11be EHT20_Nss1,(MCS0)_4TX **PSD**

5580MHz

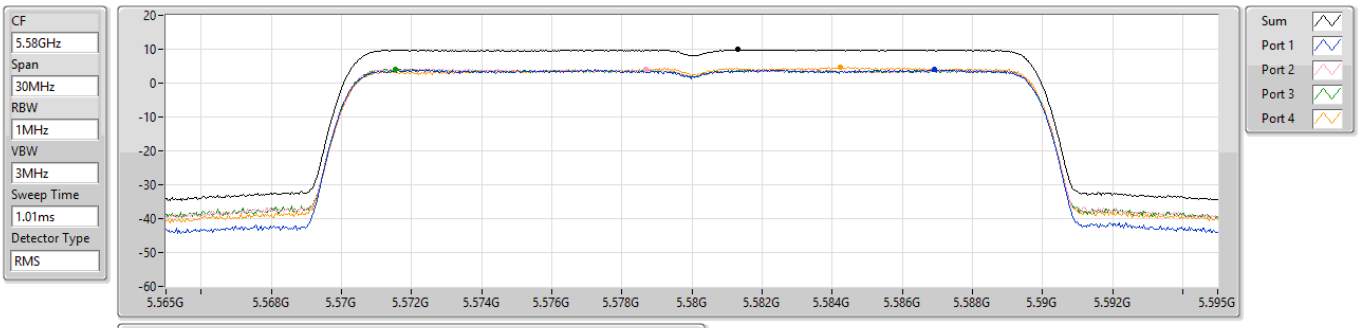

Sum	PD	Port 1	Port 2	Port 3	Port 4
(dBm/RBW)	(dBm/RBW)	(dBm/RBW)	(dBm/RBW)	(dBm/RBW)	(dBm/RBW)
9.86	9.86	3.94	4.18	4.11	4.76

5.47-5.725GHz_802.11be EHT20_Nss1,(MCS0)_4TX **PSD**

5700MHz

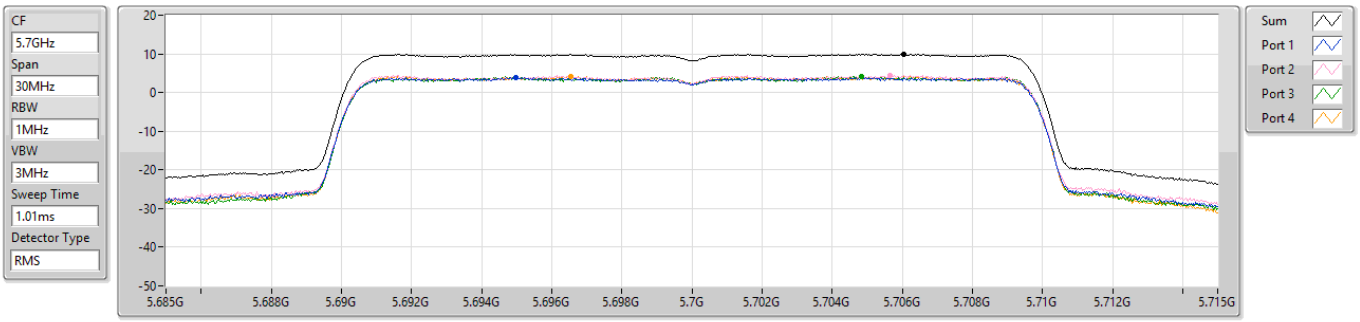

Sum	PD	Port 1	Port 2	Port 3	Port 4
(dBm/RBW)	(dBm/RBW)	(dBm/RBW)	(dBm/RBW)	(dBm/RBW)	(dBm/RBW)
9.99	9.99	3.86	4.43	4.14	4.16

5.47-5.725GHz_802.11be EHT20_Nss1,(MCS0)_4TX **PSD**

5720MHz Straddle 5.47-5.725GHz

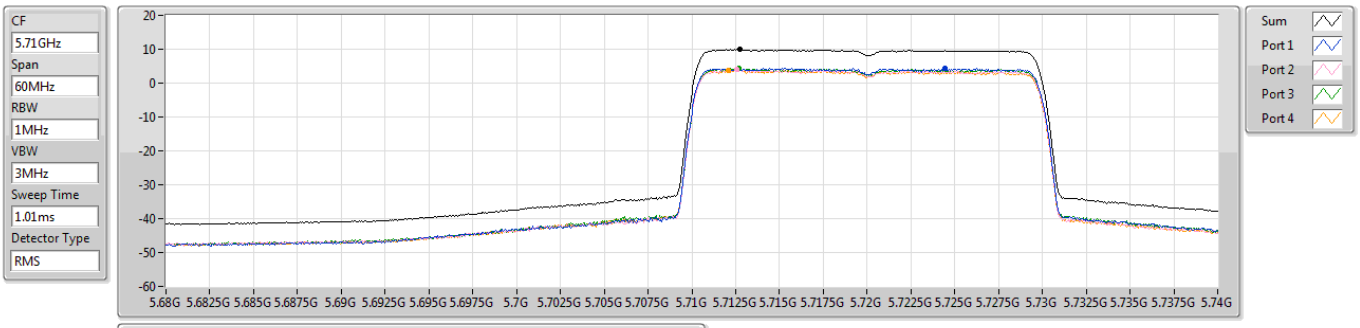

Sum	PD	Port 1	Port 2	Port 3	Port 4
(dBm/RBW)	(dBm/RBW)	(dBm/RBW)	(dBm/RBW)	(dBm/RBW)	(dBm/RBW)
9.93	9.93	4.39	3.98	4.30	3.74

5.725-5.85GHz_802.11be EHT20_Nss1,(MCS0)_4TX **PSD**

5720MHz Straddle 5.725-5.85GHz

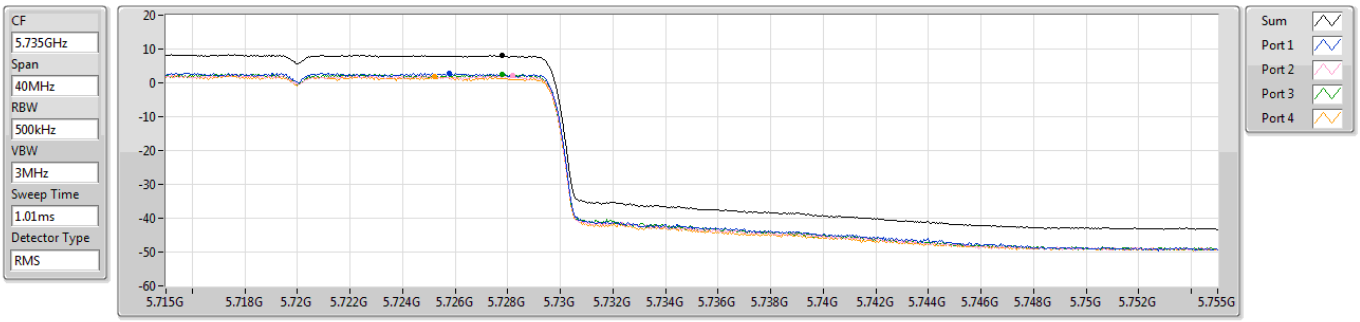

Sum	PD	Port 1	Port 2	Port 3	Port 4
(dBm/RBW)	(dBm/RBW)	(dBm/RBW)	(dBm/RBW)	(dBm/RBW)	(dBm/RBW)
8.08	8.08	2.78	2.06	2.59	1.78

5.25-5.35GHz_802.11be EHT40_Nss1,(MCS0)_4TX **PSD**

5270MHz

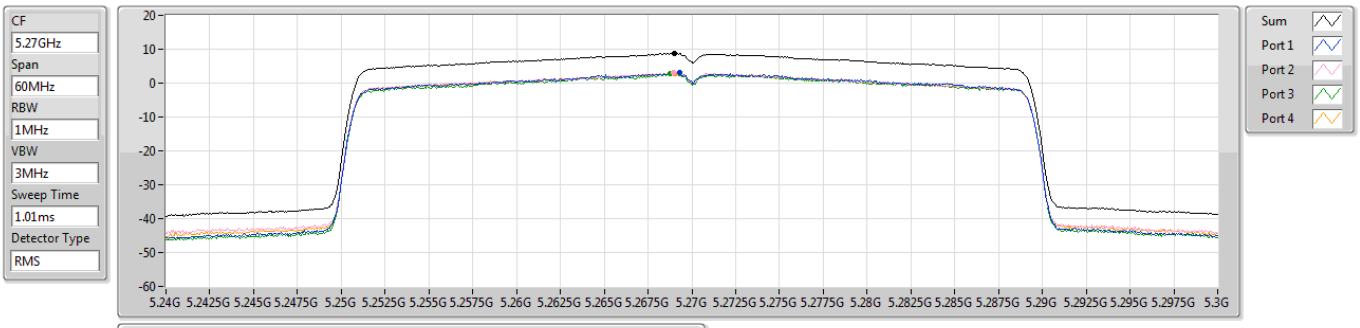

Sum	PD	Port 1	Port 2	Port 3	Port 4
(dBm/RBW)	(dBm/RBW)	(dBm/RBW)	(dBm/RBW)	(dBm/RBW)	(dBm/RBW)
8.76	8.76	3.04	3.07	2.80	2.94

5.25-5.35GHz_802.11be EHT40_Nss1,(MCS0)_4TX **PSD**

5310MHz

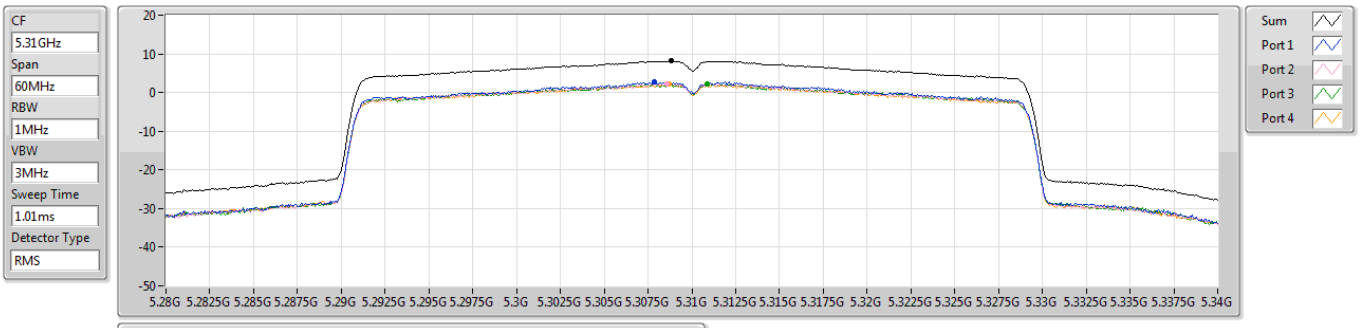

Sum	PD	Port 1	Port 2	Port 3	Port 4
(dBm/RBW)	(dBm/RBW)	(dBm/RBW)	(dBm/RBW)	(dBm/RBW)	(dBm/RBW)
8.13	8.13	2.84	2.30	2.16	2.10

5.47-5.725GHz_802.11be EHT40_Nss1,(MCS0)_4TX **PSD**

5510MHz

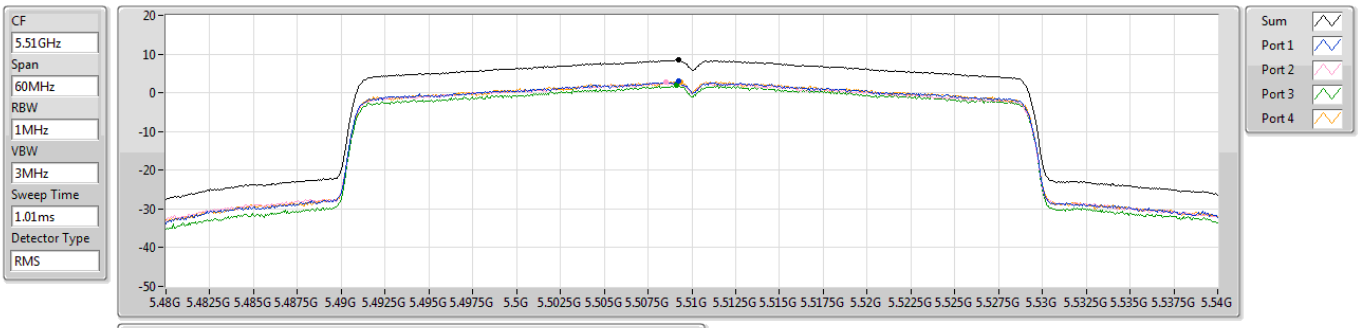

Sum	PD	Port 1	Port 2	Port 3	Port 4
(dBm/RBW)	(dBm/RBW)	(dBm/RBW)	(dBm/RBW)	(dBm/RBW)	(dBm/RBW)
8.46	8.46	2.93	2.67	1.83	2.85

5.47-5.725GHz_802.11be EHT40_Nss1,(MCS0)_4TX **PSD**

5590MHz

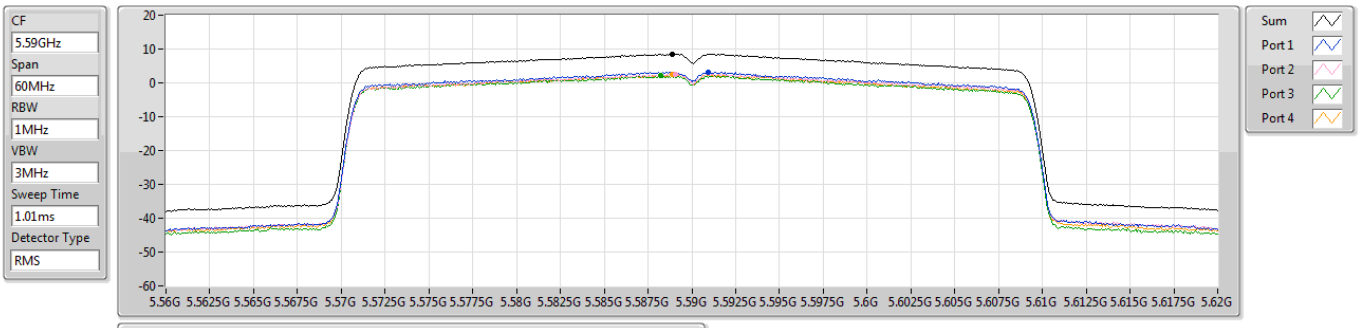

Sum	PD	Port 1	Port 2	Port 3	Port 4
(dBm/RBW)	(dBm/RBW)	(dBm/RBW)	(dBm/RBW)	(dBm/RBW)	(dBm/RBW)
8.52	8.52	3.23	2.62	2.14	2.53

5.47-5.725GHz_802.11be EHT40_Nss1,(MCS0)_4TX **PSD**

5670MHz

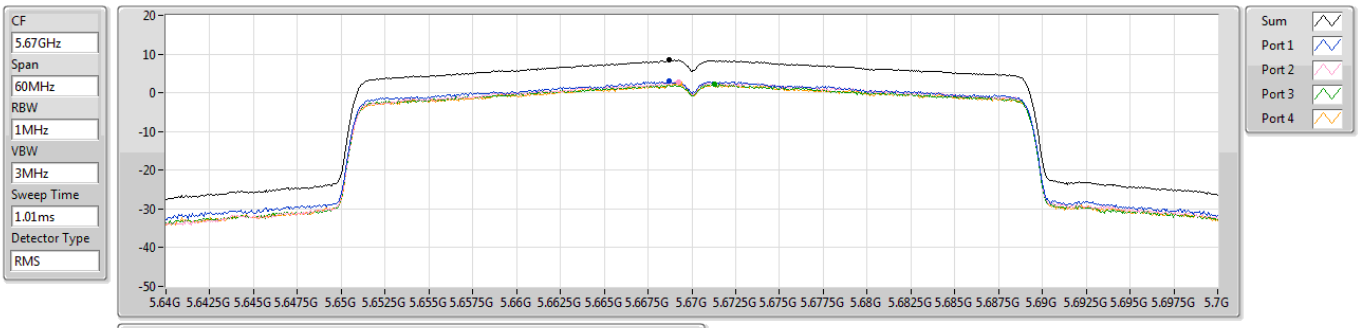

Sum	PD	Port 1	Port 2	Port 3	Port 4
(dBm/RBW)	(dBm/RBW)	(dBm/RBW)	(dBm/RBW)	(dBm/RBW)	(dBm/RBW)
8.38	8.38	2.97	2.88	2.24	2.40

5.47-5.725GHz_802.11be EHT40_Nss1,(MCS0)_4TX **PSD**

5710MHz Straddle 5.47-5.725GHz

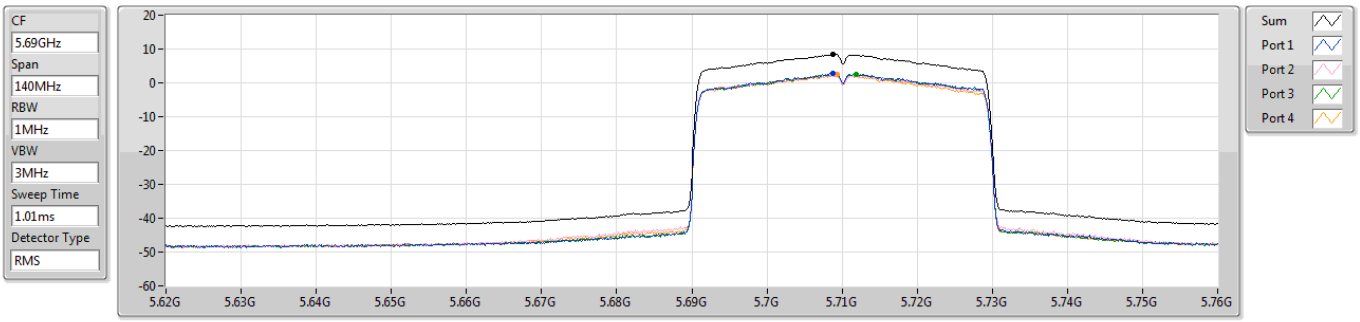

Sum	PD	Port 1	Port 2	Port 3	Port 4
(dBm/RBW)	(dBm/RBW)	(dBm/RBW)	(dBm/RBW)	(dBm/RBW)	(dBm/RBW)
8.55	8.55	2.76	2.49	2.59	2.41

5.725-5.85GHz_802.11be EHT40_Nss1,(MCS0)_4TX **PSD**

5710MHz Straddle 5.725-5.85GHz

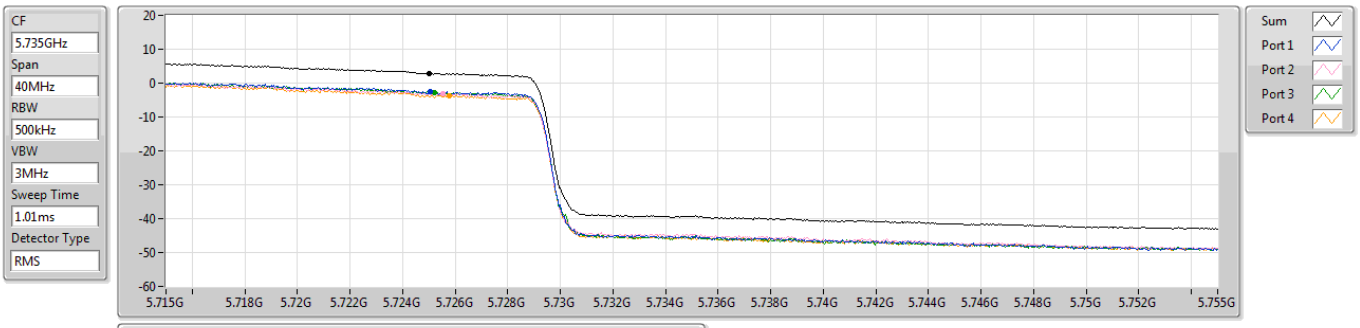

Sum	PD	Port 1	Port 2	Port 3	Port 4
(dBm/RBW)	(dBm/RBW)	(dBm/RBW)	(dBm/RBW)	(dBm/RBW)	(dBm/RBW)
2.81	2.81	-2.55	-3.13	-2.73	-3.62

5.25-5.35GHz_802.11be EHT80_Nss1,(MCS0)_4TX **PSD**

5290MHz

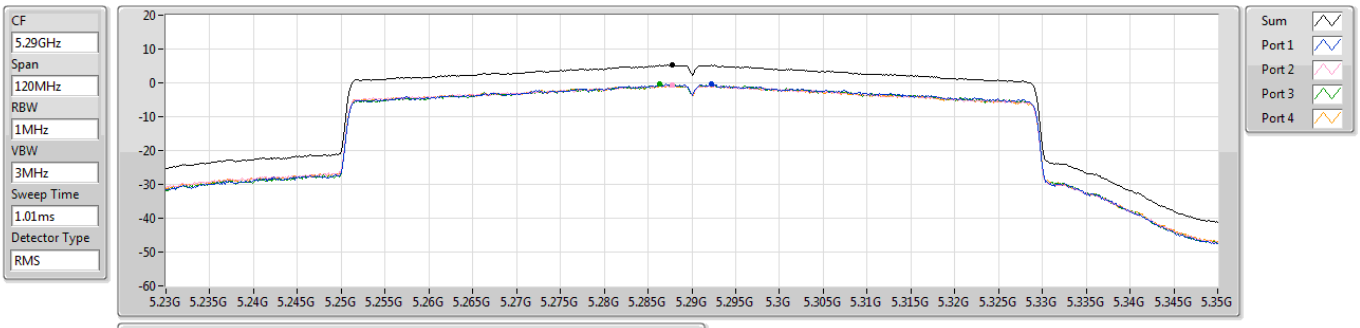

Sum	PD	Port 1	Port 2	Port 3	Port 4
(dBm/RBW)	(dBm/RBW)	(dBm/RBW)	(dBm/RBW)	(dBm/RBW)	(dBm/RBW)
5.36	5.36	-0.25	-0.60	-0.44	-0.75

5.47-5.725GHz_802.11be EHT80_Nss1,(MCS0)_4TX **PSD**

5530MHz

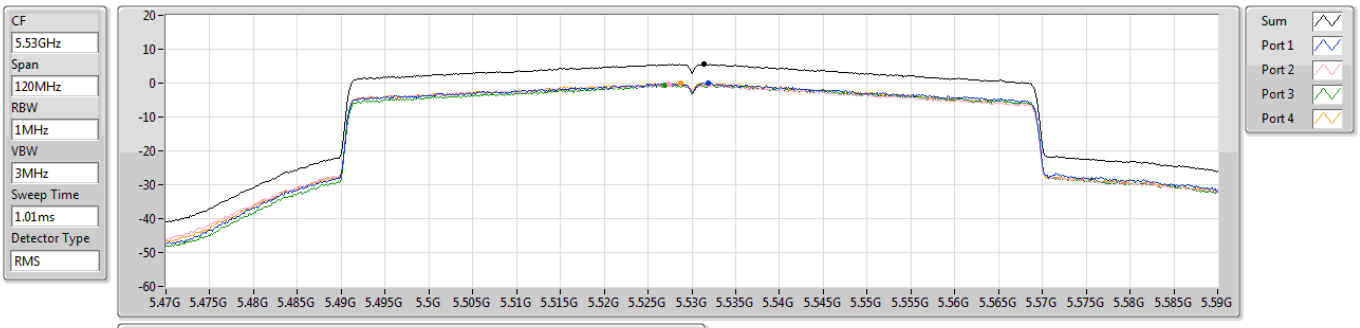

Sum	PD	Port 1	Port 2	Port 3	Port 4
(dBm/RBW)	(dBm/RBW)	(dBm/RBW)	(dBm/RBW)	(dBm/RBW)	(dBm/RBW)
5.55	5.55	-0.06	-0.37	-0.66	-0.09

5.47-5.725GHz_802.11be EHT80_Nss1,(MCS0)_4TX **PSD**

5610MHz

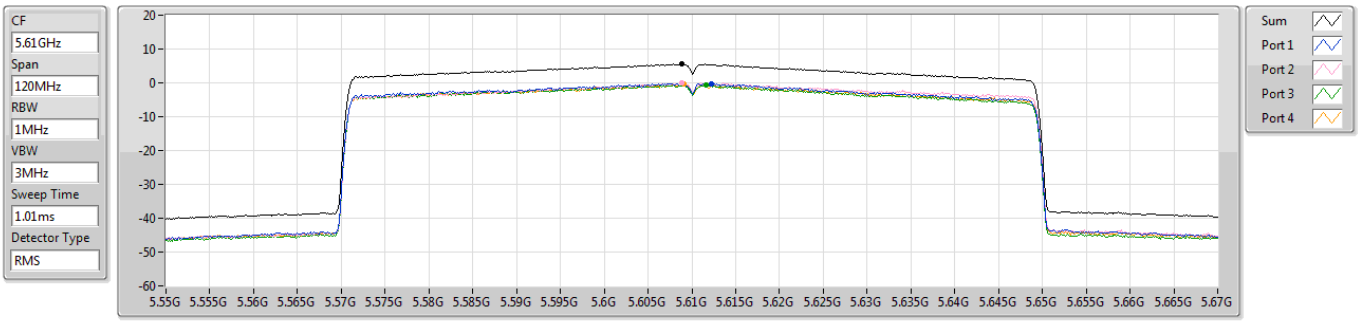

Sum	PD	Port 1	Port 2	Port 3	Port 4
(dBm/RBW)	(dBm/RBW)	(dBm/RBW)	(dBm/RBW)	(dBm/RBW)	(dBm/RBW)
5.54	5.54	-0.17	-0.06	-0.65	-0.43

5.47-5.725GHz_802.11be EHT80_Nss1,(MCS0)_4TX **PSD**

5690MHz Straddle 5.47-5.725GHz

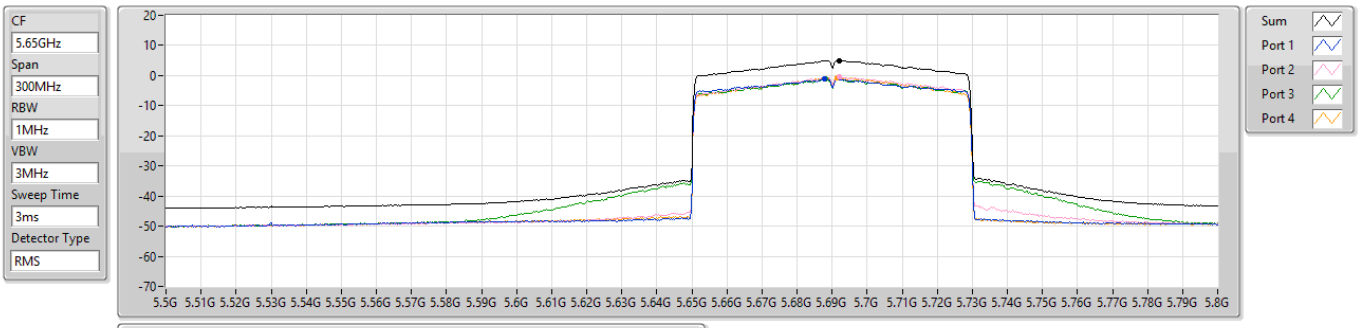

Sum	PD	Port 1	Port 2	Port 3	Port 4
(dBm/RBW)	(dBm/RBW)	(dBm/RBW)	(dBm/RBW)	(dBm/RBW)	(dBm/RBW)
5.01	5.01	-1.21	-0.46	-1.18	-0.66

5.725-5.85GHz_802.11be EHT80_Nss1,(MCS0)_4TX **PSD**

5690MHz Straddle 5.725-5.85GHz

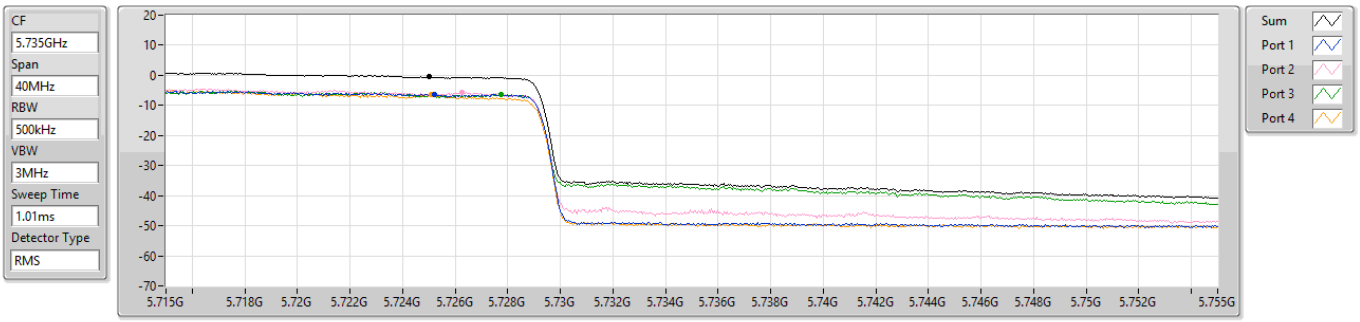

Sum	PD	Port 1	Port 2	Port 3	Port 4
(dBm/RBW)	(dBm/RBW)	(dBm/RBW)	(dBm/RBW)	(dBm/RBW)	(dBm/RBW)
-0.50	-0.50	-6.37	-5.81	-6.42	-6.46

5.15-5.25GHz_802.11be EHT160_Nss1,(MCS0)_4TX **PSD**

5250MHz Straddle 5.15-5.25GHz

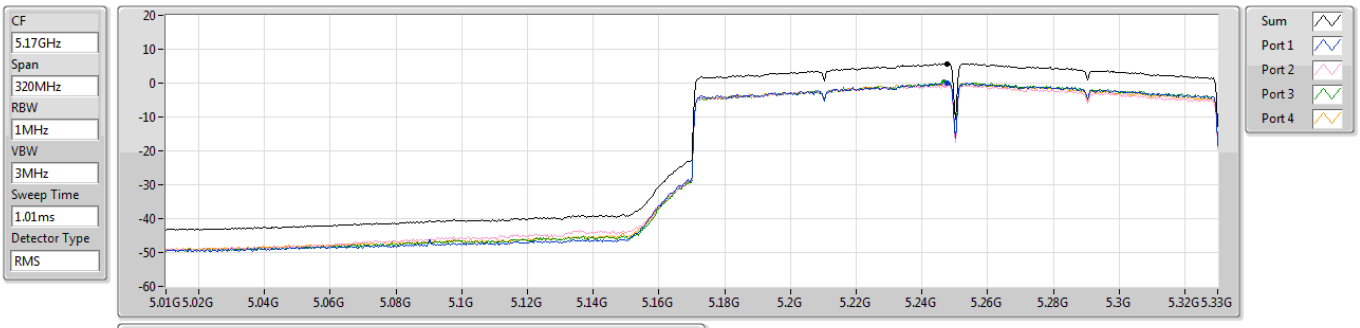

Sum	PD	Port 1	Port 2	Port 3	Port 4
(dBm/RBW)	(dBm/RBW)	(dBm/RBW)	(dBm/RBW)	(dBm/RBW)	(dBm/RBW)
5.76	5.76	-0.09	-0.51	0.31	0.09

5.25-5.35GHz_802.11be EHT160_Nss1,(MCS0)_4TX **PSD**

5250MHz Straddle 5.25-5.35GHz

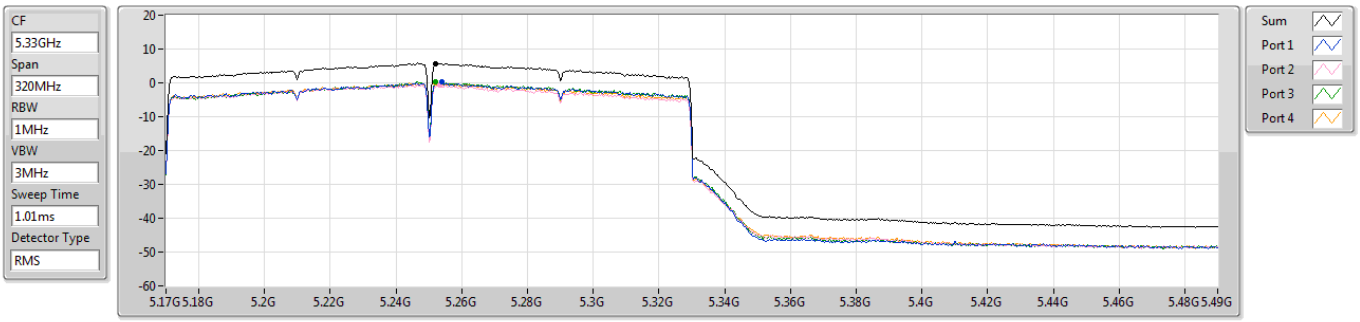

Sum	PD	Port 1	Port 2	Port 3	Port 4
(dBm/RBW)	(dBm/RBW)	(dBm/RBW)	(dBm/RBW)	(dBm/RBW)	(dBm/RBW)
5.71	5.71	0.22	-0.77	0.18	0.06

5.47-5.725GHz_802.11be EHT160_Nss1,(MCS0)_4TX **PSD**

5570MHz

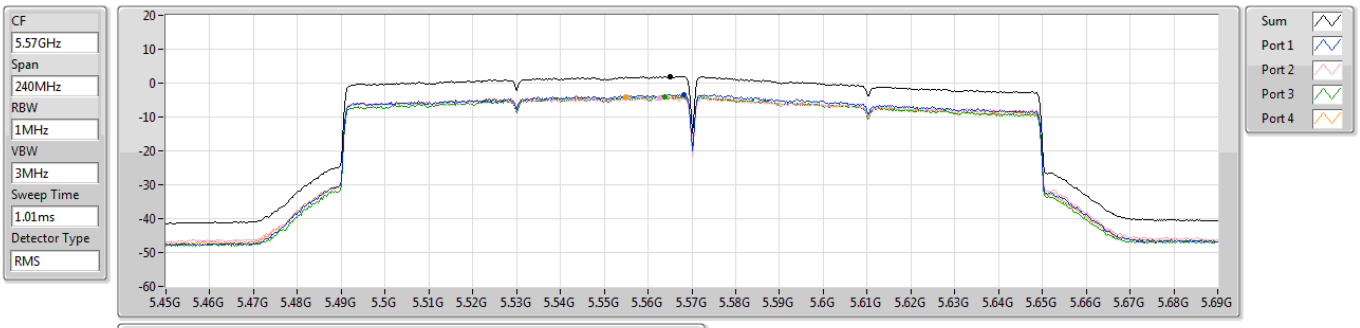

Sum	PD	Port 1	Port 2	Port 3	Port 4
(dBm/RBW)	(dBm/RBW)	(dBm/RBW)	(dBm/RBW)	(dBm/RBW)	(dBm/RBW)
1.92	1.92	-3.37	-4.30	-4.04	-3.93

Unwanted Emissions (Below 1GHz)

Modulation	be EH160-OFDMA	**Test Freq. (MHz)**	5250
Polarization	Horizontal		

Test By :Paul Lin Temperature(℃):22 Humidity(%):64

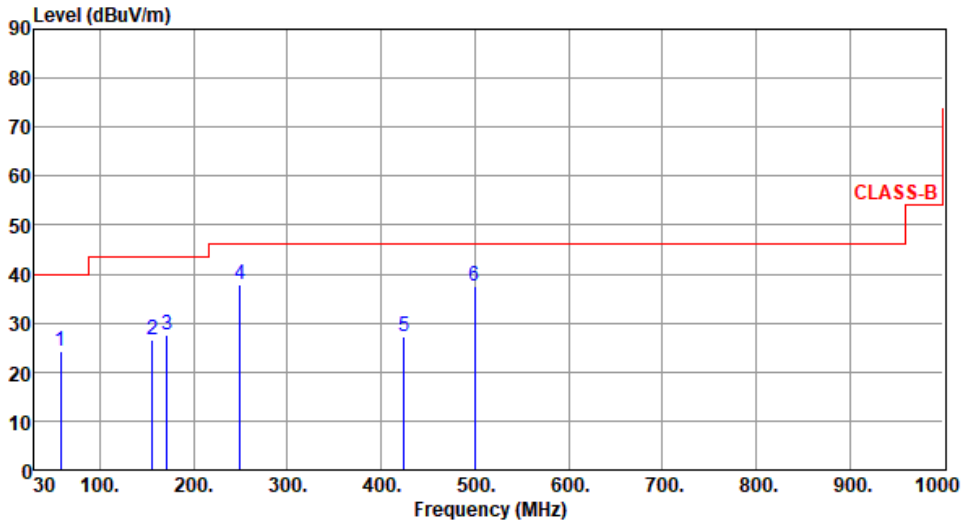

	Freq. MHz	Emission level dBuV/m	Limit dBuV/m	Margin dB	SA reading dBuV	Factor dB/m	Remark	ANT High cm	Turn Table deg
1	58.13	24.39	40.00	-15.61	33.03	-8.64	Peak	---	---
2	156.10	26.41	43.50	-17.09	35.06	-8.65	Peak	---	---
3	171.62	27.47	43.50	-16.03	36.82	-9.35	Peak	---	---
4	249.22	37.77	46.00	-8.23	47.74	-9.97	Peak	---	---
5	424.79	27.26	46.00	-18.74	31.95	-4.69	Peak	---	---
6	499.48	37.41	46.00	-8.59	40.49	-3.08	Peak	---	---

Note 1: Emission Level (dBuV/m) = SA Reading (dBuV) + Factor* (dB/m)
*Factor includes antenna factor , cable loss and amplifier gain
Note 2: Margin (dB) = Emission level (dBuV/m) – Limit (dBuV/m).
Note 3: All spurious emissions below 30MHz are more than 20 dB below the limit.

Modulation	be EH160-OFDMA	**Test Freq. (MHz)**	5250
Polarization	Vertical		

Test By :Paul Lin Temperature(℃):22 Humidity(%):64

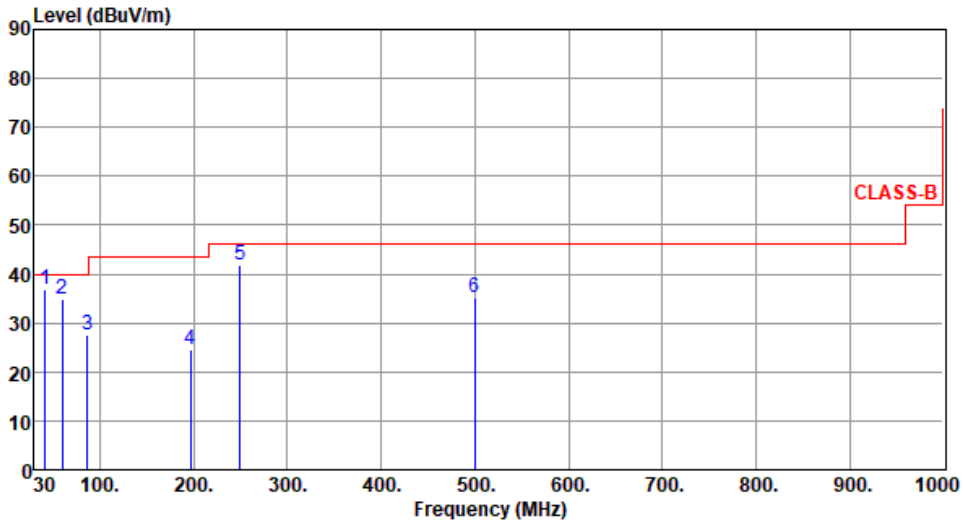

	Freq. MHz	Emission level dBuV/m	Limit dBuV/m	Margin dB	SA reading dBuV	Factor dB/m	Remark	ANT High cm	Turn Table deg
1	41.64	36.93	40.00	-3.07	45.48	-8.55	Peak	---	---
2	60.07	34.83	40.00	-5.17	43.58	-8.75	Peak	---	---
3	86.26	27.67	40.00	-12.33	42.29	-14.62	Peak	---	---
4	196.84	24.73	43.50	-18.77	36.43	-11.70	Peak	---	---
5	249.22	42.01	46.00	-3.99	51.98	-9.97	Peak	---	---
6	499.48	35.31	46.00	-10.69	38.39	-3.08	Peak	---	---

Note 1: Emission Level (dBuV/m) = SA Reading (dBuV) + Factor* (dB/m)
*Factor includes antenna factor , cable loss and amplifier gain
Note 2: Margin (dB) = Emission level (dBuV/m) – Limit (dBuV/m).
Note 3: All spurious emissions below 30MHz are more than 20 dB below the limit.

Modulation	be EHT20-OFDMA	**Test Freq. (MHz)**	5745
Polarization	Horizontal		

Test By :Paul Lin Temperature(℃):22 Humidity(%):64

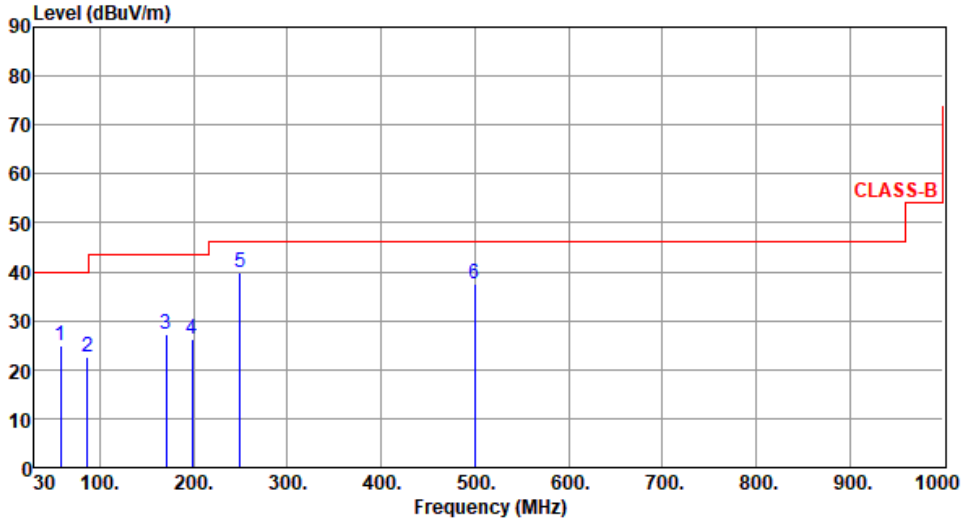

	Freq. MHz	Emission level dBuV/m	Limit dBuV/m	Margin dB	SA reading dBuV	Factor dB/m	Remark	ANT High cm	Turn Table deg
1	58.13	24.89	40.00	-15.11	33.53	-8.64	Peak	---	---
2	86.26	22.67	40.00	-17.33	37.29	-14.62	Peak	---	---
3	170.65	27.38	43.50	-16.12	36.71	-9.33	Peak	---	---
4	198.78	26.10	43.50	-17.40	37.81	-11.71	Peak	---	---
5	249.22	39.94	46.00	-6.06	49.91	-9.97	Peak	---	---
6	499.48	37.65	46.00	-8.35	40.73	-3.08	Peak	---	---

Note 1: Emission Level (dBuV/m) = SA Reading (dBuV) + Factor* (dB/m)
*Factor includes antenna factor , cable loss and amplifier gain
Note 2: Margin (dB) = Emission level (dBuV/m) – Limit (dBuV/m).
Note 3: All spurious emissions below 30MHz are more than 20 dB below the limit.

Modulation	be EHT20-OFDMA	**Test Freq. (MHz)**	5745
Polarization	Vertical		

Test By :Paul Lin Temperature(℃):22 Humidity(%):64

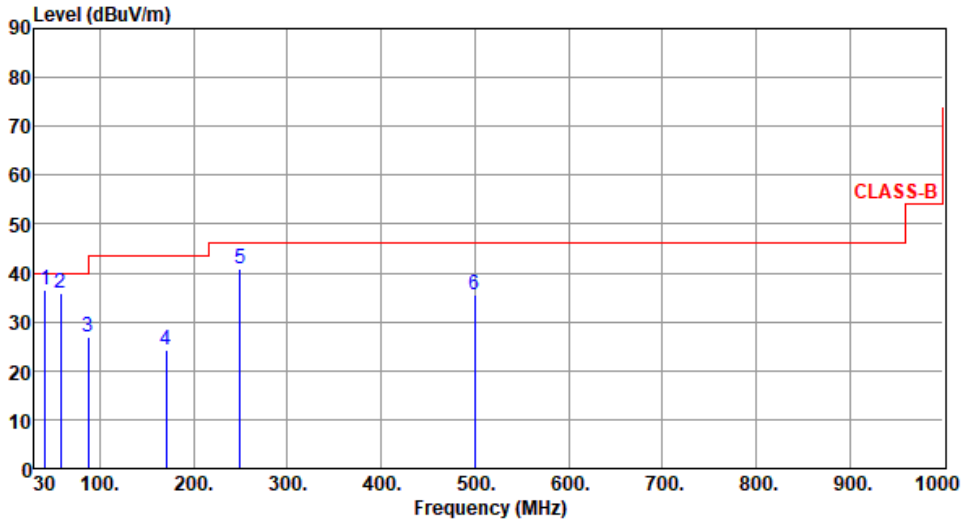

	Freq. MHz	Emission level dBuV/m	Limit dBuV/m	Margin dB	SA reading dBuV	Factor dB/m	Remark	ANT High cm	Turn Table deg
1	41.64	36.58	40.00	-3.42	45.13	-8.55	Peak	---	---
2	58.13	35.71	40.00	-4.29	44.35	-8.64	Peak	---	---
3	87.23	26.91	40.00	-13.09	41.51	-14.60	Peak	---	---
4	170.65	24.13	43.50	-19.37	33.46	-9.33	Peak	---	---
5	249.22	40.88	46.00	-5.12	50.85	-9.97	Peak	---	---
6	499.48	35.51	46.00	-10.49	38.59	-3.08	Peak	---	---

Note 1: Emission Level (dBuV/m) = SA Reading (dBuV) + Factor* (dB/m)
*Factor includes antenna factor , cable loss and amplifier gain
Note 2: Margin (dB) = Emission level (dBuV/m) – Limit (dBuV/m).
Note 3: All spurious emissions below 30MHz are more than 20 dB below the limit.

Unwanted Emissions (Above 1GHz) for 11a

Modulation	11a	**Test Freq. (MHz)**	5260
Polarization	Horizontal		

Test By :Roger Lu Temperature(℃):23 Humidity(%):65

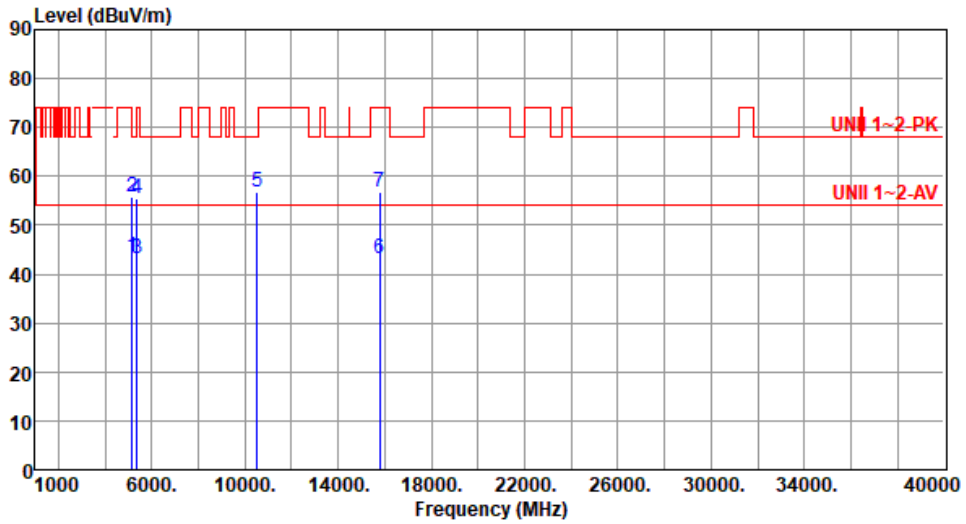

	Freq. MHz	Emission level dBuV/m	Limit dBuV/m	Margin dB	SA reading dBuV	Factor dB/m	Remark	ANT High cm	Turn Table deg
1	5150.00	43.55	54.00	-10.45	43.31	0.24	Average	102	2
2	5150.00	55.68	74.00	-18.32	55.44	0.24	Peak	102	2
3	5350.00	43.30	54.00	-10.70	43.48	-0.18	Average	102	2
4	5350.00	55.50	74.00	-18.50	55.68	-0.18	Peak	102	2
5	10520.00	56.85	68.20	-11.35	49.59	7.26	Peak	100	91
6	15780.00	43.04	54.00	-10.96	39.07	3.97	Average	100	45
7	15780.00	56.84	74.00	-17.16	52.87	3.97	Peak	100	45

Note 1: Emission Level (dBuV/m) = SA Reading (dBuV) + Factor* (dB/m)
*Factor includes antenna factor , cable loss and amplifier gain
Note 2: Margin (dB) = Emission level (dBuV/m) – Limit (dBuV/m).

Modulation	11a	**Test Freq. (MHz)**	5260
Polarization	Vertical		

Test By :Roger Lu Temperature(℃):23 Humidity(%):65

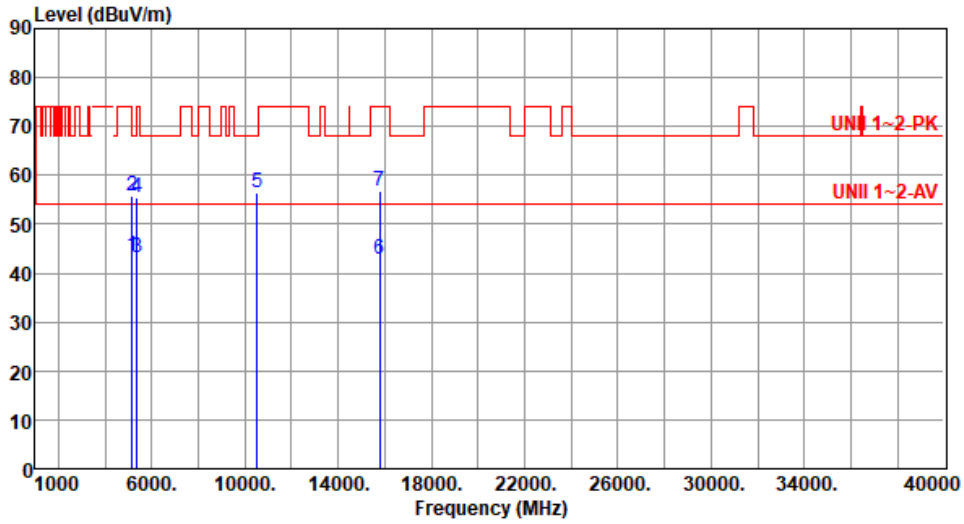

	Freq. MHz	Emission level dBuV/m	Limit dBuV/m	Margin dB	SA reading dBuV	Factor dB/m	Remark	ANT High cm	Turn Table deg
1	5150.00	43.56	54.00	-10.44	43.32	0.24	Average	103	321
2	5150.00	55.92	74.00	-18.08	55.68	0.24	Peak	103	321
3	5350.00	43.16	54.00	-10.84	43.34	-0.18	Average	103	321
4	5350.00	55.35	74.00	-18.65	55.53	-0.18	Peak	103	321
5	10520.00	56.58	68.20	-11.62	49.32	7.26	Peak	100	47
6	15780.00	42.83	54.00	-11.17	38.86	3.97	Average	100	94
7	15780.00	56.72	74.00	-17.28	52.75	3.97	Peak	100	94

Note 1: Emission Level (dBuV/m) = SA Reading (dBuV) + Factor* (dB/m)
*Factor includes antenna factor , cable loss and amplifier gain
Note 2: Margin (dB) = Emission level (dBuV/m) – Limit (dBuV/m).

Modulation	11a	**Test Freq. (MHz)**	5300
Polarization	Horizontal		

Test By :Roger Lu Temperature(℃):23 Humidity(%):65

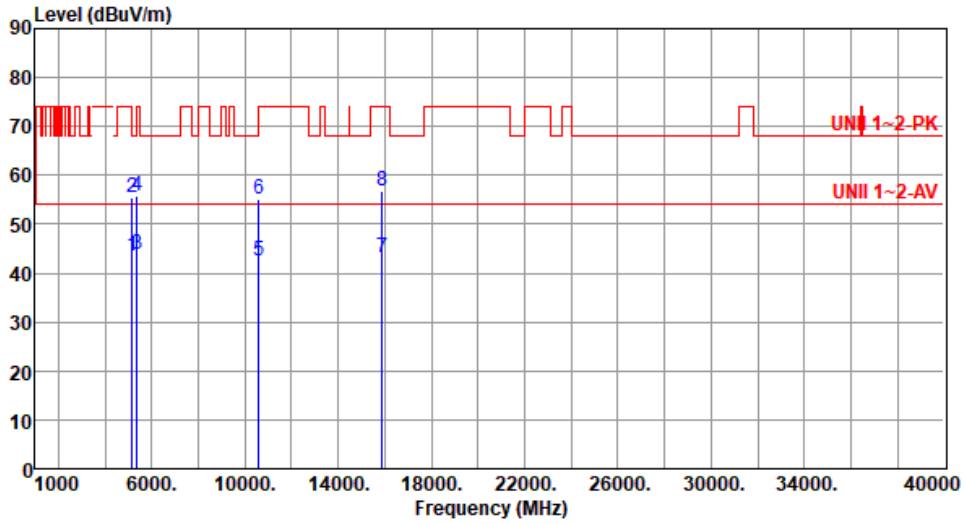

	Freq. MHz	Emission level dBuV/m	Limit dBuV/m	Margin dB	SA reading dBuV	Factor dB/m	Remark	ANT High cm	Turn Table deg
1	5150.00	43.59	54.00	-10.41	43.35	0.24	Average	105	359
2	5150.00	55.49	74.00	-18.51	55.25	0.24	Peak	105	359
3	5350.00	43.72	54.00	-10.28	43.90	-0.18	Average	105	359
4	5350.00	55.88	74.00	-18.12	56.06	-0.18	Peak	105	359
5	10600.00	42.53	54.00	-11.47	35.29	7.24	Average	100	118
6	10600.00	55.10	74.00	-18.90	47.86	7.24	Peak	100	118
7	15900.00	43.14	54.00	-10.86	38.99	4.15	Average	100	145
8	15900.00	56.93	74.00	-17.07	52.78	4.15	Peak	100	145

Note 1: Emission Level (dBuV/m) = SA Reading (dBuV) + Factor* (dB/m)
*Factor includes antenna factor , cable loss and amplifier gain
Note 2: Margin (dB) = Emission level (dBuV/m) – Limit (dBuV/m).

Modulation	11a	**Test Freq. (MHz)**	5300
Polarization	Vertical		

Test By :Roger Lu Temperature(℃):23 Humidity(%):65

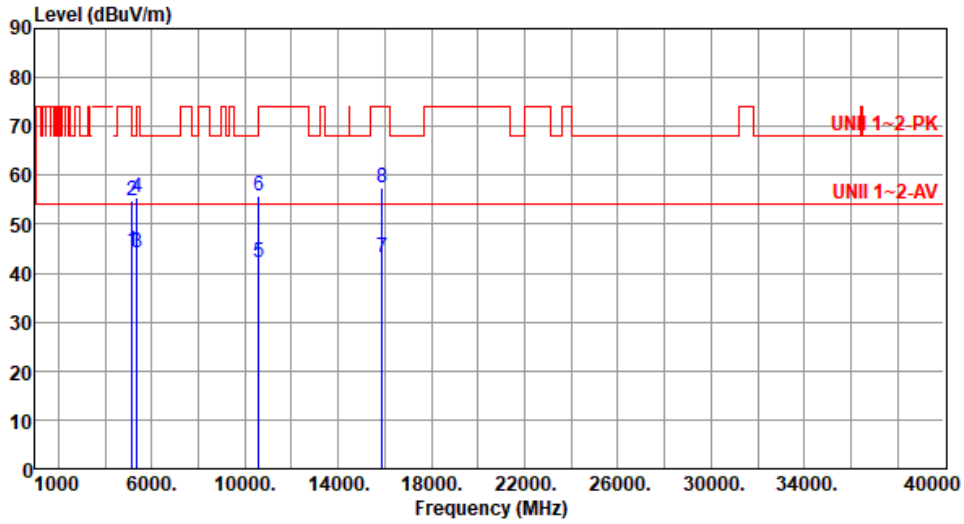

	Freq. MHz	Emission level dBuV/m	Limit dBuV/m	Margin dB	SA reading dBuV	Factor dB/m	Remark	ANT High cm	Turn Table deg
1	5150.00	44.43	54.00	-9.57	44.19	0.24	Average	104	316
2	5150.00	54.83	74.00	-19.17	54.59	0.24	Peak	104	316
3	5350.00	44.33	54.00	-9.67	44.51	-0.18	Average	104	316
4	5350.00	55.30	74.00	-18.70	55.48	-0.18	Peak	104	316
5	10600.00	42.31	54.00	-11.69	35.07	7.24	Average	100	108
6	10600.00	55.83	74.00	-18.17	48.59	7.24	Peak	100	108
7	15900.00	43.33	54.00	-10.67	39.18	4.15	Average	100	76
8	15900.00	57.34	74.00	-16.66	53.19	4.15	Peak	100	76

Note 1: Emission Level (dBuV/m) = SA Reading (dBuV) + Factor* (dB/m)
*Factor includes antenna factor , cable loss and amplifier gain
Note 2: Margin (dB) = Emission level (dBuV/m) – Limit (dBuV/m).

Modulation	11a	**Test Freq. (MHz)**	5320
Polarization	Horizontal		

Test By :Roger Lu Temperature(℃):23 Humidity(%):65

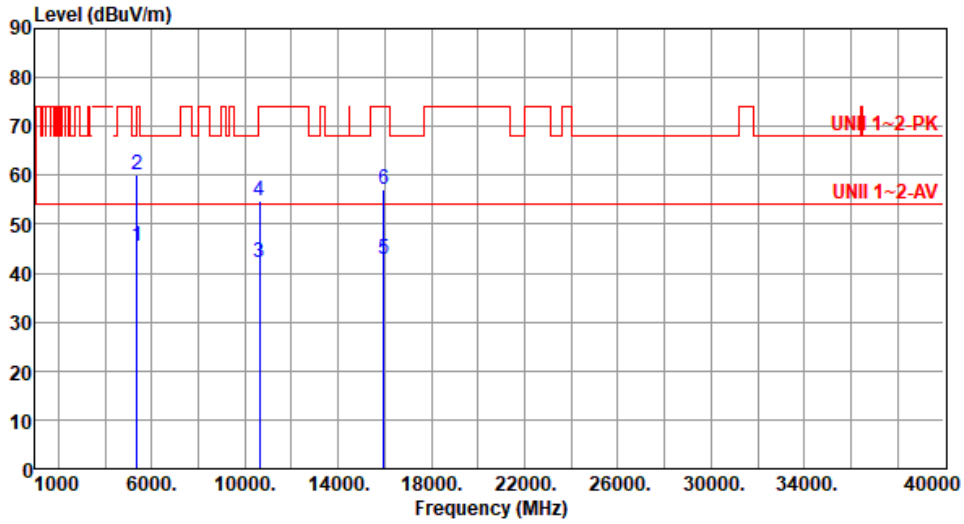

	Freq. MHz	Emission level dBuV/m	Limit dBuV/m	Margin dB	SA reading dBuV	Factor dB/m	Remark	ANT High cm	Turn Table deg
1	5350.00	45.60	54.00	-8.40	45.78	-0.18	Average	103	359
2	5350.00	60.14	74.00	-13.86	60.32	-0.18	Peak	103	359
3	10640.00	42.21	54.00	-11.79	35.02	7.19	Average	100	60
4	10640.00	54.78	74.00	-19.22	47.59	7.19	Peak	100	60
5	15960.00	42.92	54.00	-11.08	38.79	4.13	Average	100	40
6	15960.00	57.08	74.00	-16.92	52.95	4.13	Peak	100	40

Note 1: Emission Level (dBuV/m) = SA Reading (dBuV) + Factor* (dB/m)
*Factor includes antenna factor , cable loss and amplifier gain
Note 2: Margin (dB) = Emission level (dBuV/m) – Limit (dBuV/m).

Modulation	11a	**Test Freq. (MHz)**	5320
Polarization	Vertical		

Test By :Roger Lu Temperature(℃):23 Humidity(%):65

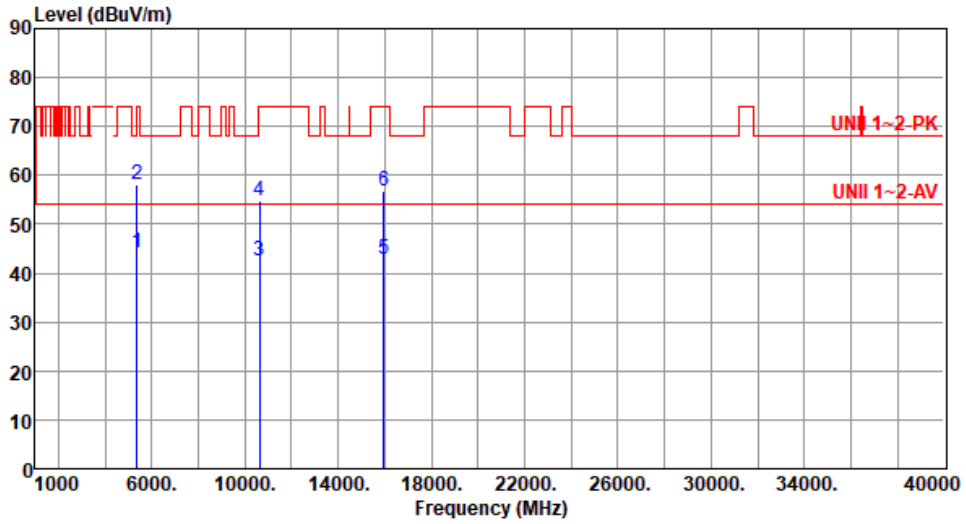

	Freq. MHz	Emission level dBuV/m	Limit dBuV/m	Margin dB	SA reading dBuV	Factor dB/m	Remark	ANT High cm	Turn Table deg
1	5350.00	44.32	54.00	-9.68	44.50	-0.18	Average	102	311
2	5350.00	58.00	74.00	-16.00	58.18	-0.18	Peak	102	311
3	10640.00	42.36	54.00	-11.64	35.17	7.19	Average	100	85
4	10640.00	54.87	74.00	-19.13	47.68	7.19	Peak	100	85
5	15960.00	42.80	54.00	-11.20	38.67	4.13	Average	100	27
6	15960.00	56.84	74.00	-17.16	52.71	4.13	Peak	100	27

Note 1: Emission Level (dBuV/m) = SA Reading (dBuV) + Factor* (dB/m)
*Factor includes antenna factor , cable loss and amplifier gain
Note 2: Margin (dB) = Emission level (dBuV/m) – Limit (dBuV/m).

Modulation	11a	**Test Freq. (MHz)**	5500
Polarization	Horizontal		

Test By :Roger Lu Temperature(℃):23 Humidity(%):65

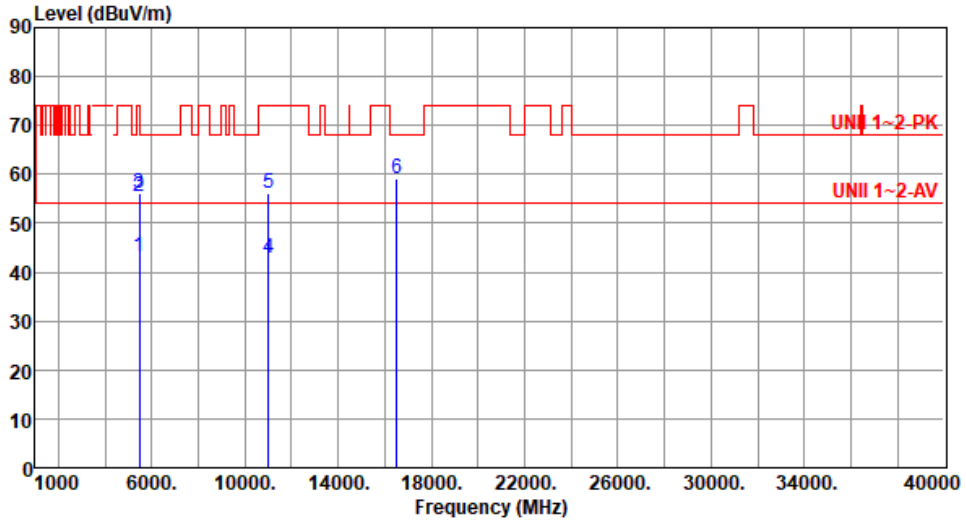

	Freq. MHz	Emission level dBuV/m	Limit dBuV/m	Margin dB	SA reading dBuV	Factor dB/m	Remark	ANT High cm	Turn Table deg
1	5460.00	43.13	54.00	-10.87	43.05	0.08	Average	100	49
2	5460.00	55.61	74.00	-18.39	55.53	0.08	Peak	100	49
3	5470.00	56.01	68.20	-12.19	55.92	0.09	Peak	100	49
4	11000.00	42.79	54.00	-11.21	35.25	7.54	Average	100	60
5	11000.00	56.13	74.00	-17.87	48.59	7.54	Peak	100	60
6	16500.00	59.19	68.20	-9.01	53.12	6.07	Peak	100	40

Note 1: Emission Level (dBuV/m) = SA Reading (dBuV) + Factor* (dB/m)
*Factor includes antenna factor , cable loss and amplifier gain
Note 2: Margin (dB) = Emission level (dBuV/m) – Limit (dBuV/m).

Modulation	11a	**Test Freq. (MHz)**	5500
Polarization	Vertical		

Test By :Roger Lu Temperature(℃):23 Humidity(%):65

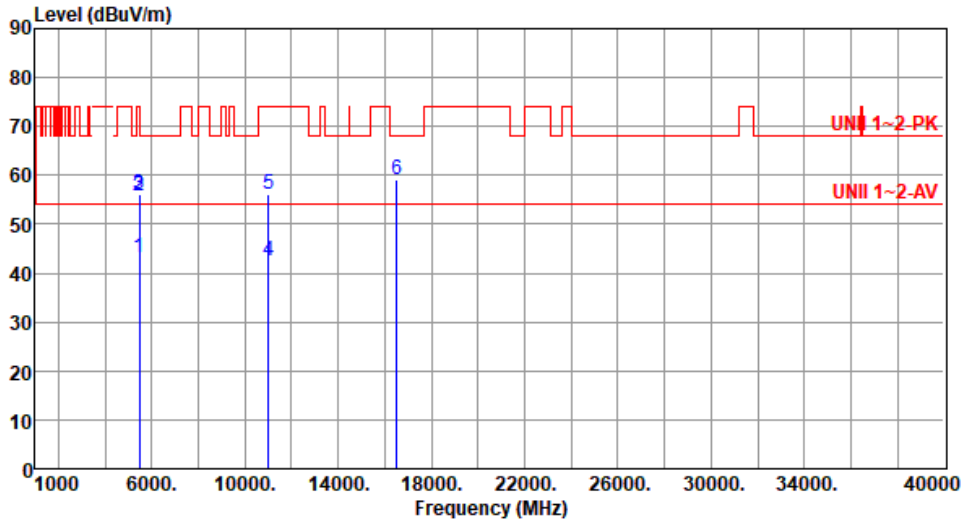

	Freq. MHz	Emission level dBuV/m	Limit dBuV/m	Margin dB	SA reading dBuV	Factor dB/m	Remark	ANT High cm	Turn Table deg
1	5460.00	43.18	54.00	-10.82	43.10	0.08	Average	186	337
2	5460.00	55.68	74.00	-18.32	55.60	0.08	Peak	186	337
3	5470.00	56.24	68.20	-11.96	56.15	0.09	Peak	186	337
4	11000.00	42.56	54.00	-11.44	35.02	7.54	Average	100	201
5	11000.00	56.00	74.00	-18.00	48.46	7.54	Peak	100	201
6	16500.00	59.13	68.20	-9.07	53.06	6.07	Peak	100	188

Note 1: Emission Level (dBuV/m) = SA Reading (dBuV) + Factor* (dB/m)
*Factor includes antenna factor , cable loss and amplifier gain
Note 2: Margin (dB) = Emission level (dBuV/m) – Limit (dBuV/m).

Modulation	11a	**Test Freq. (MHz)**	5580
Polarization	Horizontal		

Test By :Roger Lu Temperature(℃):23 Humidity(%):65

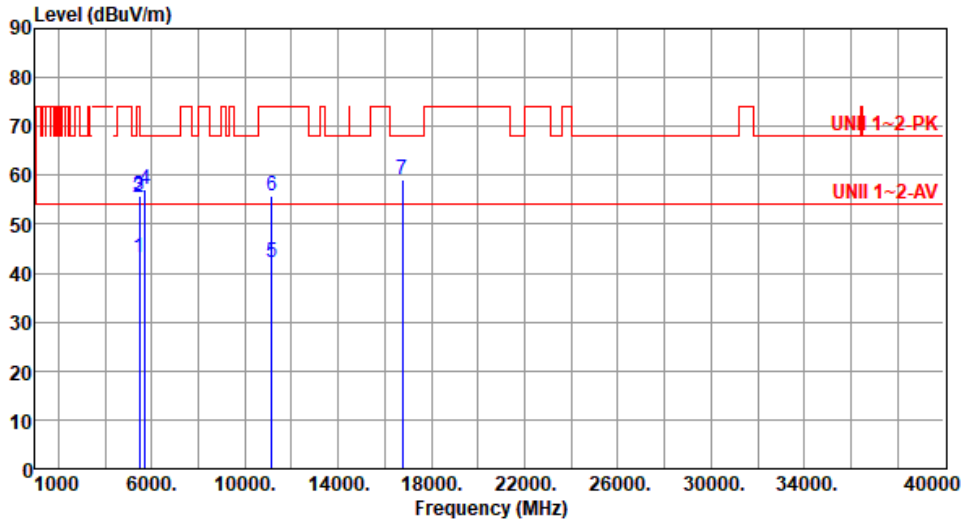

	Freq. MHz	Emission level dBuV/m	Limit dBuV/m	Margin dB	SA reading dBuV	Factor dB/m	Remark	ANT High cm	Turn Table deg
1	5460.00	43.28	54.00	-10.72	43.20	0.08	Average	252	53
2	5460.00	55.35	74.00	-18.65	55.27	0.08	Peak	252	53
3	5470.00	55.86	68.20	-12.34	55.77	0.09	Peak	252	53
4	5725.00	57.24	68.20	-10.96	56.65	0.59	Peak	252	53
5	11160.00	42.32	54.00	-11.68	35.33	6.99	Average	100	149
6	11160.00	55.82	74.00	-18.18	48.83	6.99	Peak	100	149
7	16740.00	59.19	68.20	-9.01	52.78	6.41	Peak	100	47

Note 1: Emission Level (dBuV/m) = SA Reading (dBuV) + Factor* (dB/m)
*Factor includes antenna factor , cable loss and amplifier gain
Note 2: Margin (dB) = Emission level (dBuV/m) – Limit (dBuV/m).

Modulation	11a	**Test Freq. (MHz)**	5580
Polarization	Vertical		

Test By :Roger Lu Temperature(℃):23 Humidity(%):65

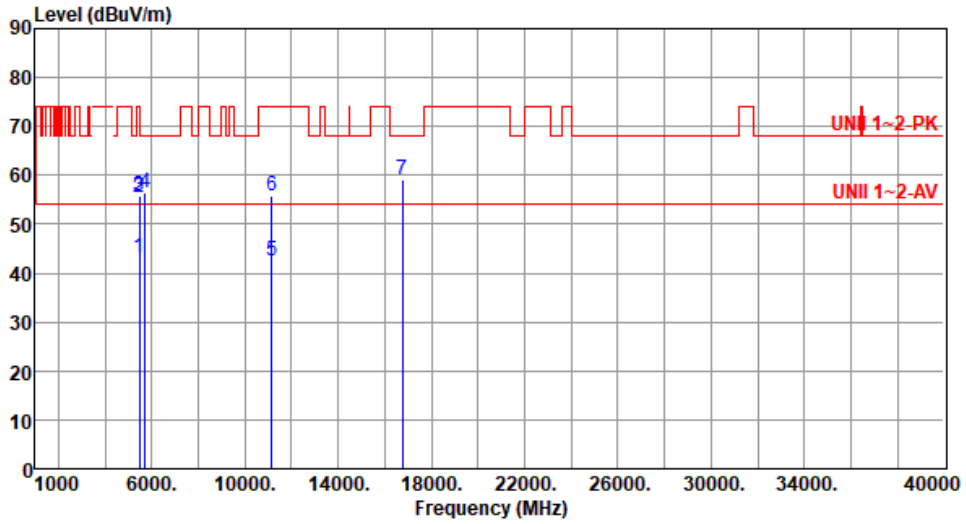

	Freq. MHz	Emission level dBuV/m	Limit dBuV/m	Margin dB	SA reading dBuV	Factor dB/m	Remark	ANT High cm	Turn Table deg
1	5460.00	43.24	54.00	-10.76	43.16	0.08	Average	189	346
2	5460.00	55.31	74.00	-18.69	55.23	0.08	Peak	189	346
3	5470.00	55.88	68.20	-12.32	55.79	0.09	Peak	189	346
4	5725.00	56.30	68.20	-11.90	55.71	0.59	Peak	189	346
5	11160.00	42.44	54.00	-11.56	35.45	6.99	Average	100	207
6	11160.00	55.96	74.00	-18.04	48.97	6.99	Peak	100	207
7	16740.00	59.07	68.20	-9.13	52.66	6.41	Peak	100	184

Note 1: Emission Level (dBuV/m) = SA Reading (dBuV) + Factor* (dB/m)
*Factor includes antenna factor , cable loss and amplifier gain
Note 2: Margin (dB) = Emission level (dBuV/m) – Limit (dBuV/m).

Modulation	11a	**Test Freq. (MHz)**	5700
Polarization	Horizontal		

Test By :Roger Lu Temperature(℃):23 Humidity(%):65

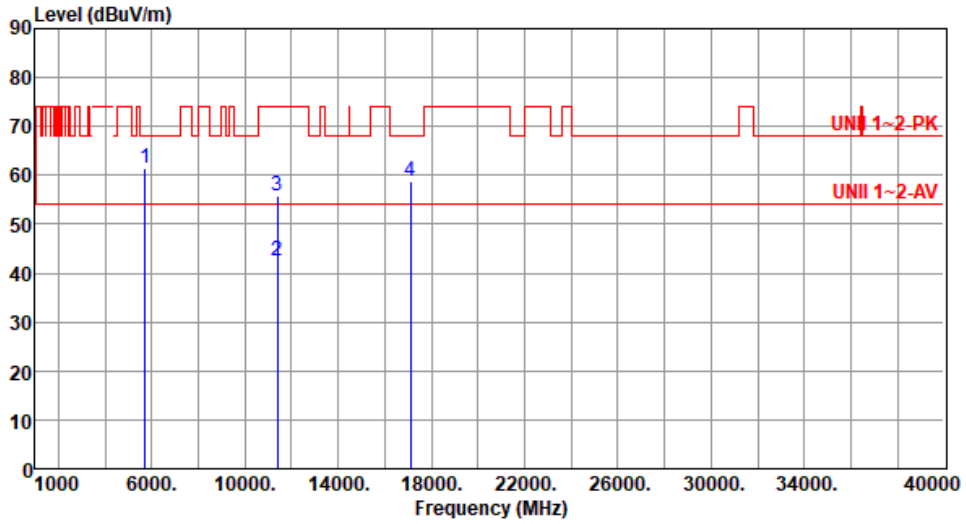

	Freq. MHz	Emission level dBuV/m	Limit dBuV/m	Margin dB	SA reading dBuV	Factor dB/m	Remark	ANT High cm	Turn Table deg
1	5725.00	61.34	68.20	-6.86	60.75	0.59	Peak	100	282
2	11400.00	42.35	54.00	-11.65	35.25	7.10	Average	100	50
3	11400.00	55.75	74.00	-18.25	48.65	7.10	Peak	100	50
4	17100.00	58.88	68.20	-9.32	52.90	5.98	Peak	100	20

Note 1: Emission Level (dBuV/m) = SA Reading (dBuV) + Factor* (dB/m)
*Factor includes antenna factor , cable loss and amplifier gain
Note 2: Margin (dB) = Emission level (dBuV/m) – Limit (dBuV/m).

Modulation	11a	**Test Freq. (MHz)**	5700
Polarization	Vertical		

Test By :Roger Lu Temperature(℃):23 Humidity(%):65

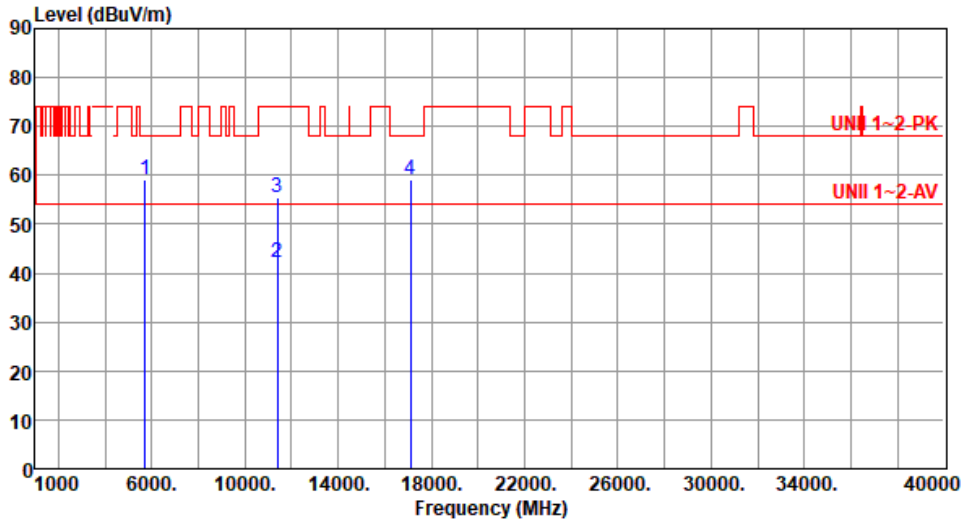

	Freq. MHz	Emission level dBuV/m	Limit dBuV/m	Margin dB	SA reading dBuV	Factor dB/m	Remark	ANT High cm	Turn Table deg
1	5725.00	59.24	68.20	-8.96	58.65	0.59	Peak	100	325
2	11400.00	42.28	54.00	-11.72	35.18	7.10	Average	100	212
3	11400.00	55.61	74.00	-18.39	48.51	7.10	Peak	100	212
4	17100.00	59.06	68.20	-9.14	53.08	5.98	Peak	100	175

Note 1: Emission Level (dBuV/m) = SA Reading (dBuV) + Factor* (dB/m)
*Factor includes antenna factor , cable loss and amplifier gain
Note 2: Margin (dB) = Emission level (dBuV/m) – Limit (dBuV/m).

Modulation	11a	**Test Freq. (MHz)**	5720
Polarization	Horizontal		

Test By :Roger Lu Temperature(℃):23 Humidity(%):65

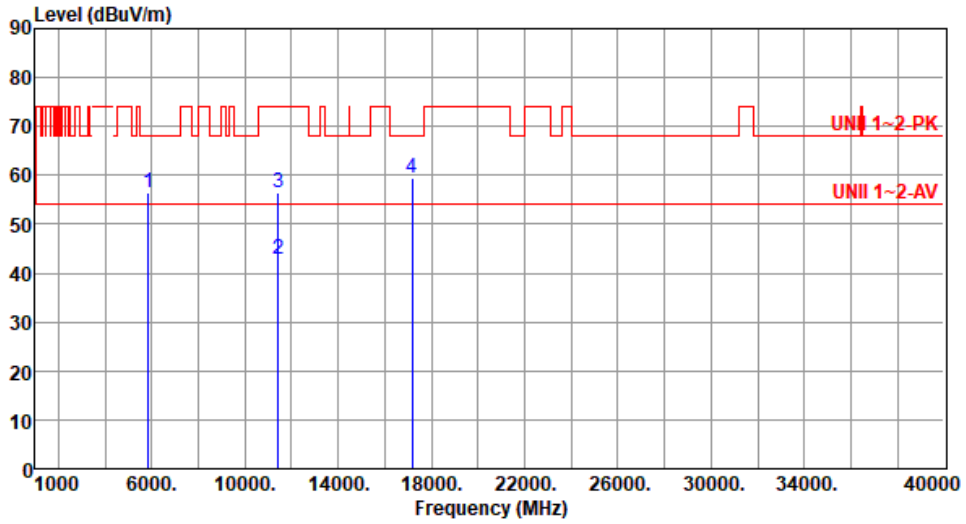

	Freq. MHz	Emission level dBuV/m	Limit dBuV/m	Margin dB	SA reading dBuV	Factor dB/m	Remark	ANT High cm	Turn Table deg
1	5850.00	56.50	68.20	-11.70	55.62	0.88	Peak	100	52
2	11440.00	42.82	54.00	-11.18	35.65	7.17	Average	100	76
3	11440.00	56.55	74.00	-17.45	49.38	7.17	Peak	100	76
4	17160.00	59.37	68.20	-8.83	53.29	6.08	Peak	100	114

Note 1: Emission Level (dBuV/m) = SA Reading (dBuV) + Factor* (dB/m)
*Factor includes antenna factor , cable loss and amplifier gain
Note 2: Margin (dB) = Emission level (dBuV/m) – Limit (dBuV/m).

Modulation	11a	**Test Freq. (MHz)**	5720
Polarization	Vertical		

Test By :Roger Lu Temperature(℃):23 Humidity(%):65

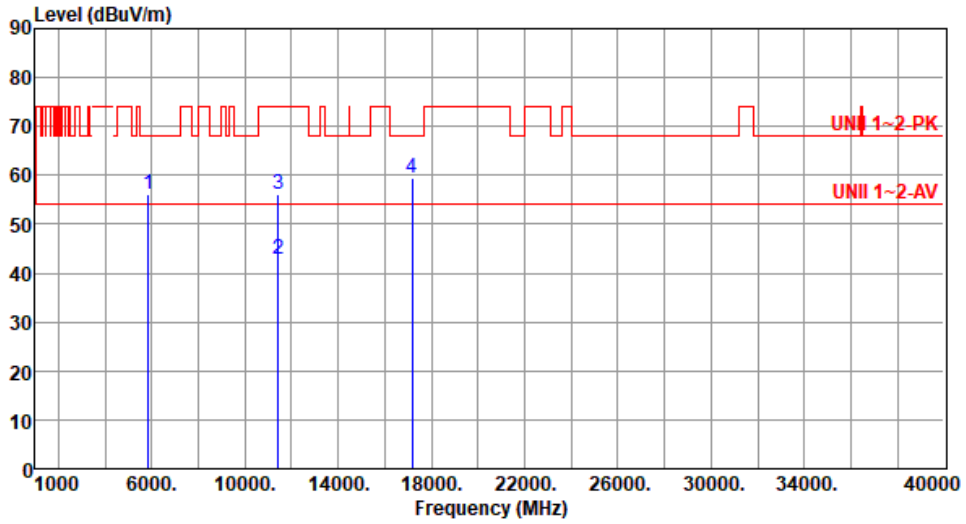

	Freq. MHz	Emission level dBuV/m	Limit dBuV/m	Margin dB	SA reading dBuV	Factor dB/m	Remark	ANT High cm	Turn Table deg
1	5850.00	56.26	68.20	-11.94	55.38	0.88	Peak	100	317
2	11440.00	42.85	54.00	-11.15	35.68	7.17	Average	100	205
3	11440.00	56.26	74.00	-17.74	49.09	7.17	Peak	100	205
4	17160.00	59.53	68.20	-8.67	53.45	6.08	Peak	100	167

Note 1: Emission Level (dBuV/m) = SA Reading (dBuV) + Factor* (dB/m)
*Factor includes antenna factor , cable loss and amplifier gain
Note 2: Margin (dB) = Emission level (dBuV/m) – Limit (dBuV/m).

Unwanted Emissions (Above 1GHz) for be EHT20-OFDMA

Modulation	be EHT20-OFDMA	**Test Freq. (MHz)**	5260
Polarization	Horizontal		

Test By :Sena Yu Temperature(℃):23 Humidity(%):65

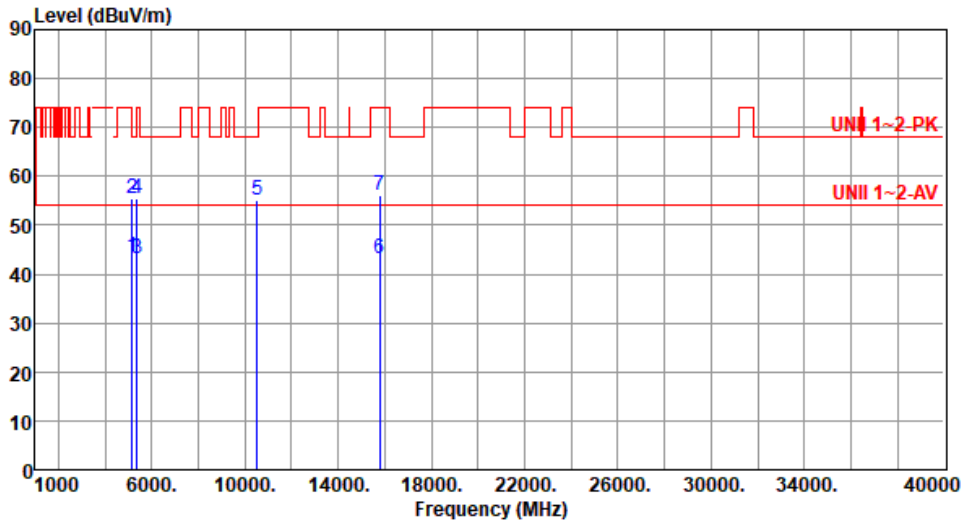

	Freq. MHz	Emission level dBuV/m	Limit dBuV/m	Margin dB	SA reading dBuV	Factor dB/m	Remark	ANT High cm	Turn Table deg
1	5150.00	43.48	54.00	-10.52	43.24	0.24	Average	103	4
2	5150.00	55.62	74.00	-18.38	55.38	0.24	Peak	103	4
3	5350.00	43.33	54.00	-10.67	43.51	-0.18	Average	103	4
4	5350.00	55.53	74.00	-18.47	55.71	-0.18	Peak	103	4
5	10520.00	55.02	68.20	-13.18	47.76	7.26	Peak	100	127
6	15780.00	43.18	54.00	-10.82	39.21	3.97	Average	100	222
7	15780.00	56.07	74.00	-17.93	52.10	3.97	Peak	100	222

Note 1: Emission Level (dBuV/m) = SA Reading (dBuV) + Factor* (dB/m)
*Factor includes antenna factor , cable loss and amplifier gain
Note 2: Margin (dB) = Emission level (dBuV/m) – Limit (dBuV/m).

Modulation	be EHT20-OFDMA	**Test Freq. (MHz)**	5260
Polarization	Vertical		

Test By :Sena Yu Temperature(℃):23 Humidity(%):65

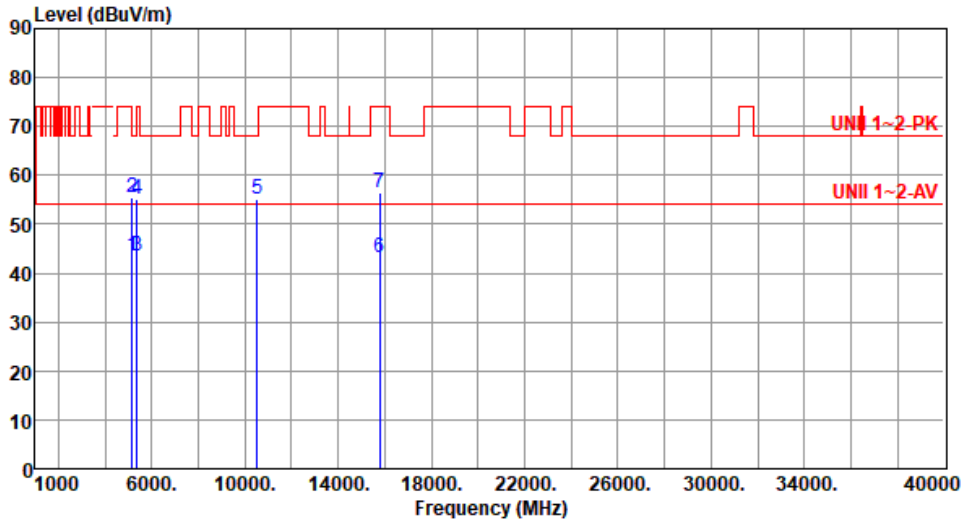

	Freq. MHz	Emission level dBuV/m	Limit dBuV/m	Margin dB	SA reading dBuV	Factor dB/m	Remark	ANT High cm	Turn Table deg
1	5150.00	43.66	54.00	-10.34	43.42	0.24	Average	100	354
2	5150.00	55.55	74.00	-18.45	55.31	0.24	Peak	100	354
3	5350.00	43.65	54.00	-10.35	43.83	-0.18	Average	100	354
4	5350.00	55.27	74.00	-18.73	55.45	-0.18	Peak	100	354
5	10520.00	55.14	68.20	-13.06	47.88	7.26	Peak	100	142
6	15780.00	43.12	54.00	-10.88	39.15	3.97	Average	100	173
7	15780.00	56.59	74.00	-17.41	52.62	3.97	Peak	100	173

Note 1: Emission Level (dBuV/m) = SA Reading (dBuV) + Factor* (dB/m)
*Factor includes antenna factor , cable loss and amplifier gain
Note 2: Margin (dB) = Emission level (dBuV/m) – Limit (dBuV/m).

Modulation	be EHT20-OFDMA	**Test Freq. (MHz)**	5300
Polarization	Horizontal		

Test By :Sena Yu Temperature(℃):23 Humidity(%):65

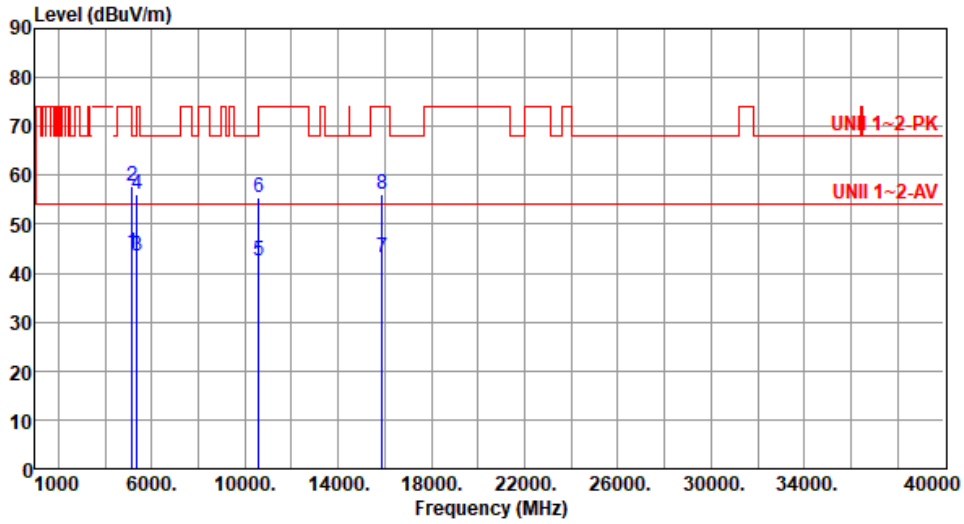

	Freq. MHz	Emission level dBuV/m	Limit dBuV/m	Margin dB	SA reading dBuV	Factor dB/m	Remark	ANT High cm	Turn Table deg
1	5150.00	44.29	54.00	-9.71	44.05	0.24	Average	218	359
2	5150.00	57.64	74.00	-16.36	57.40	0.24	Peak	218	359
3	5350.00	43.61	54.00	-10.39	43.79	-0.18	Average	218	359
4	5350.00	56.19	74.00	-17.81	56.37	-0.18	Peak	218	359
5	10600.00	42.36	54.00	-11.64	35.12	7.24	Average	100	112
6	10600.00	55.36	74.00	-18.64	48.12	7.24	Peak	100	112
7	15900.00	43.11	54.00	-10.89	38.96	4.15	Average	100	213
8	15900.00	56.24	74.00	-17.76	52.09	4.15	Peak	100	213

Note 1: Emission Level (dBuV/m) = SA Reading (dBuV) + Factor* (dB/m)
*Factor includes antenna factor , cable loss and amplifier gain
Note 2: Margin (dB) = Emission level (dBuV/m) – Limit (dBuV/m).

Modulation	be EHT20-OFDMA	**Test Freq. (MHz)**	5300
Polarization	Vertical		

Test By :Sena Yu Temperature(℃):23 Humidity(%):65

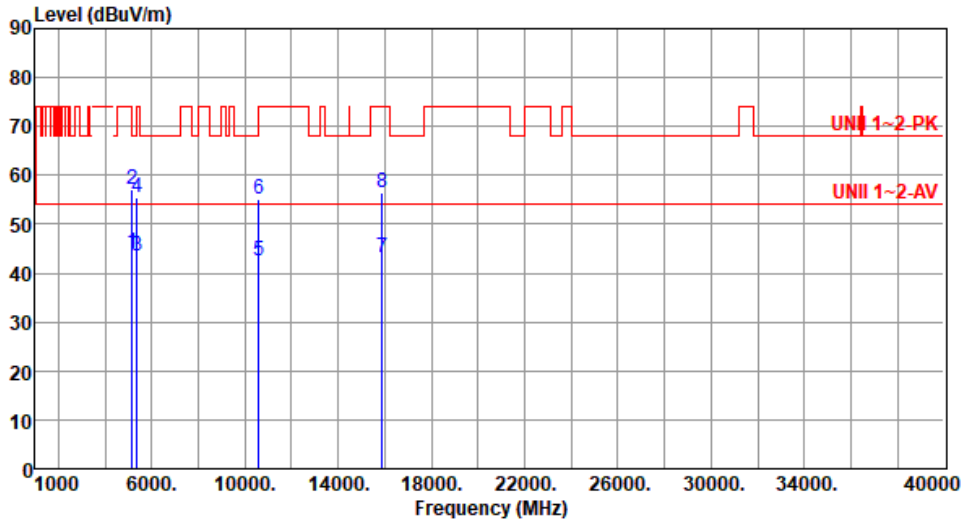

	Freq. MHz	Emission level dBuV/m	Limit dBuV/m	Margin dB	SA reading dBuV	Factor dB/m	Remark	ANT High cm	Turn Table deg
1	5150.00	44.06	54.00	-9.94	43.82	0.24	Average	103	359
2	5150.00	57.02	74.00	-16.98	56.78	0.24	Peak	103	359
3	5350.00	43.47	54.00	-10.53	43.65	-0.18	Average	103	359
4	5350.00	55.56	74.00	-18.44	55.74	-0.18	Peak	103	359
5	10600.00	42.46	54.00	-11.54	35.22	7.24	Average	100	176
6	10600.00	55.05	74.00	-18.95	47.81	7.24	Peak	100	176
7	15900.00	43.21	54.00	-10.79	39.06	4.15	Average	100	128
8	15900.00	56.46	74.00	-17.54	52.31	4.15	Peak	100	128

Note 1: Emission Level (dBuV/m) = SA Reading (dBuV) + Factor* (dB/m)
*Factor includes antenna factor , cable loss and amplifier gain
Note 2: Margin (dB) = Emission level (dBuV/m) – Limit (dBuV/m).

Modulation	be EHT20-OFDMA	**Test Freq. (MHz)**	5320
Polarization	Horizontal		

Test By :Sena Yu Temperature(℃):22 Humidity(%):64

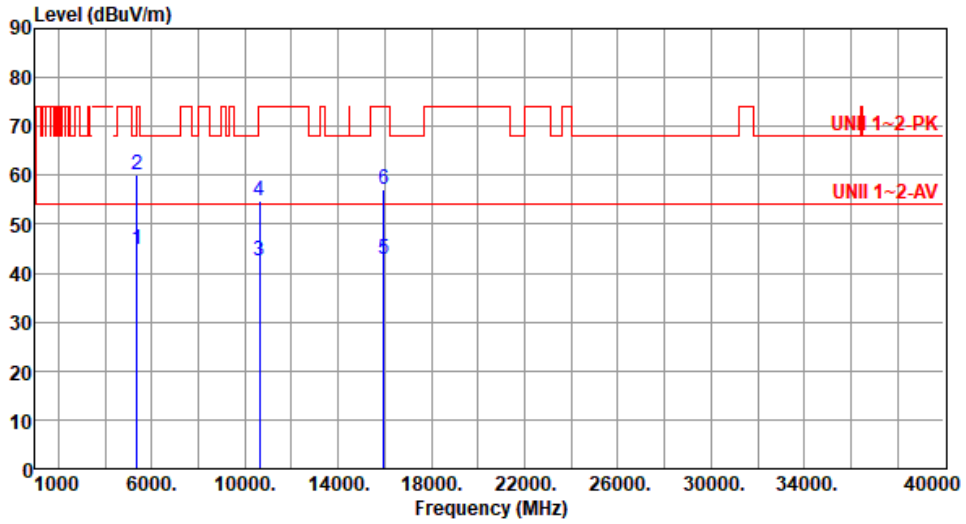

	Freq. MHz	Emission level dBuV/m	Limit dBuV/m	Margin dB	SA reading dBuV	Factor dB/m	Remark	ANT High cm	Turn Table deg
1	5350.00	44.77	54.00	-9.23	44.95	-0.18	Average	210	358
2	5350.00	60.00	74.00	-14.00	60.18	-0.18	Peak	210	358
3	10640.00	42.36	54.00	-11.64	35.17	7.19	Average	100	66
4	10640.00	54.70	74.00	-19.30	47.51	7.19	Peak	100	66
5	15960.00	42.99	54.00	-11.01	38.86	4.13	Average	100	42
6	15960.00	57.24	74.00	-16.76	53.11	4.13	Peak	100	42

Note 1: Emission Level (dBuV/m) = SA Reading (dBuV) + Factor* (dB/m)
*Factor includes antenna factor , cable loss and amplifier gain
Note 2: Margin (dB) = Emission level (dBuV/m) – Limit (dBuV/m).

Modulation	be EHT20-OFDMA	**Test Freq. (MHz)**	5320
Polarization	Vertical		

Test By :Sena Yu Temperature(℃):22 Humidity(%):64

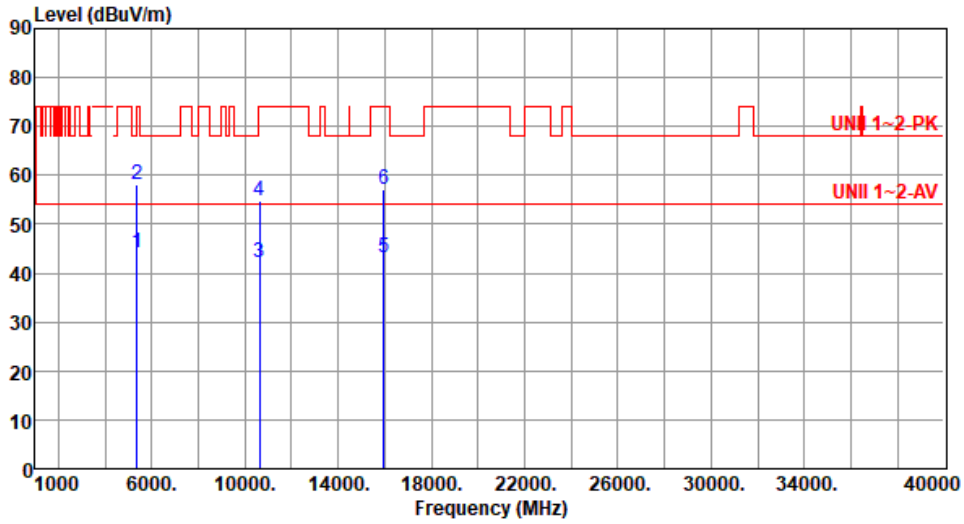

	Freq. MHz	Emission level dBuV/m	Limit dBuV/m	Margin dB	SA reading dBuV	Factor dB/m	Remark	ANT High cm	Turn Table deg
1	5350.00	44.33	54.00	-9.67	44.51	-0.18	Average	108	6
2	5350.00	58.08	74.00	-15.92	58.26	-0.18	Peak	210	358
3	10640.00	42.28	54.00	-11.72	35.09	7.19	Average	100	62
4	10640.00	54.83	74.00	-19.17	47.64	7.19	Peak	100	62
5	15960.00	43.03	54.00	-10.97	38.90	4.13	Average	100	38
6	15960.00	56.98	74.00	-17.02	52.85	4.13	Peak	100	38

Note 1: Emission Level (dBuV/m) = SA Reading (dBuV) + Factor* (dB/m)
*Factor includes antenna factor , cable loss and amplifier gain
Note 2: Margin (dB) = Emission level (dBuV/m) – Limit (dBuV/m).

Modulation	be EHT20-OFDMA	**Test Freq. (MHz)**	5500
Polarization	Horizontal		

Test By :Sena Yu Temperature(℃):22 Humidity(%):64

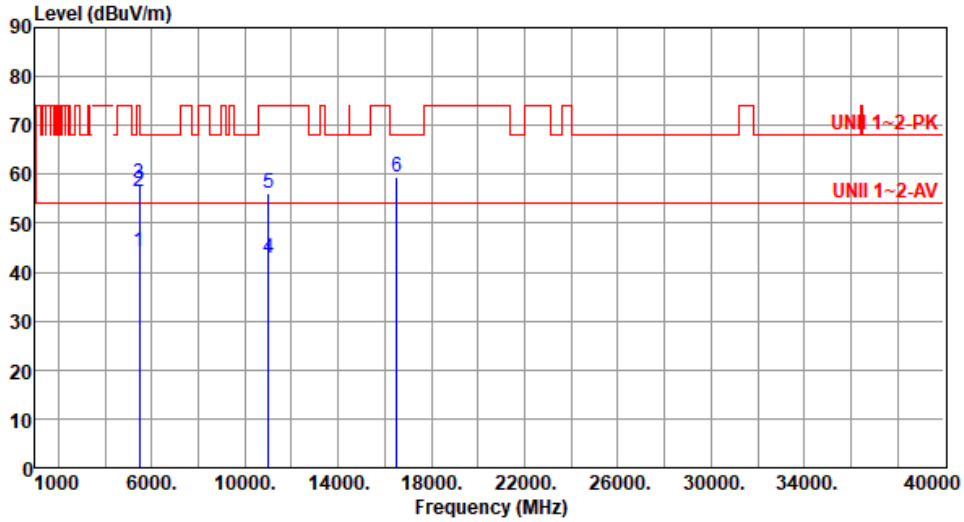

	Freq. MHz	Emission level dBuV/m	Limit dBuV/m	Margin dB	SA reading dBuV	Factor dB/m	Remark	ANT High cm	Turn Table deg
1	5460.00	44.30	54.00	-9.70	44.22	0.08	Average	112	55
2	5460.00	56.38	74.00	-17.62	56.30	0.08	Peak	112	55
3	5470.00	57.95	68.20	-10.25	57.86	0.09	Peak	112	55
4	11000.00	42.82	54.00	-11.18	35.28	7.54	Average	100	68
5	11000.00	56.26	74.00	-17.74	48.72	7.54	Peak	100	68
6	16500.00	59.34	68.20	-8.86	53.27	6.07	Peak	100	47

Note 1: Emission Level (dBuV/m) = SA Reading (dBuV) + Factor* (dB/m)
*Factor includes antenna factor , cable loss and amplifier gain
Note 2: Margin (dB) = Emission level (dBuV/m) – Limit (dBuV/m).

Modulation	be EHT20-OFDMA	**Test Freq. (MHz)**	5500
Polarization	Vertical		

Test By :Sena Yu Temperature(℃):22 Humidity(%):64

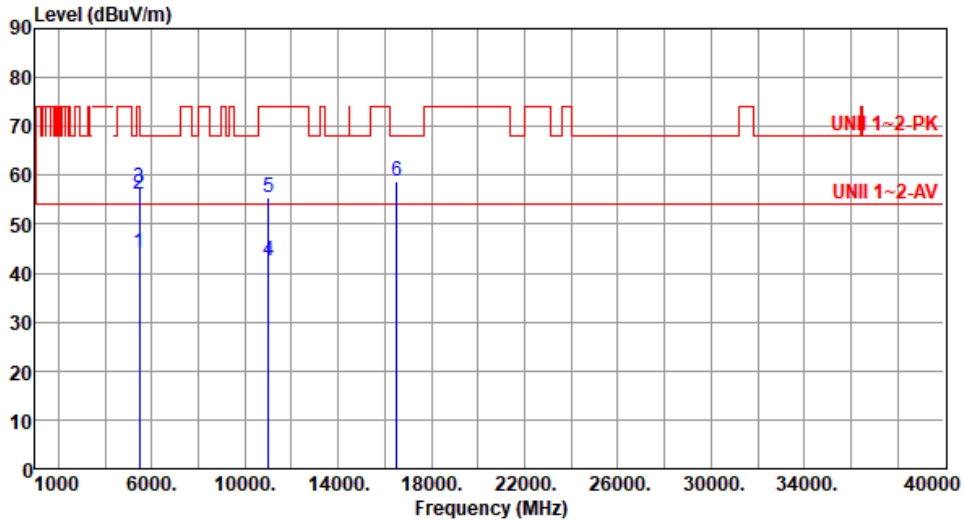

	Freq. MHz	Emission level dBuV/m	Limit dBuV/m	Margin dB	SA reading dBuV	Factor dB/m	Remark	ANT High cm	Turn Table deg
1	5460.00	44.19	54.00	-9.81	44.11	0.08	Average	100	302
2	5460.00	56.24	74.00	-17.76	56.16	0.08	Peak	100	302
3	5470.00	57.37	68.20	-10.83	57.28	0.09	Peak	100	302
4	11000.00	42.48	54.00	-11.52	34.94	7.54	Average	100	158
5	11000.00	55.33	74.00	-18.67	47.79	7.54	Peak	100	158
6	16500.00	58.76	68.20	-9.44	52.69	6.07	Peak	100	208

Note 1: Emission Level (dBuV/m) = SA Reading (dBuV) + Factor* (dB/m)
*Factor includes antenna factor , cable loss and amplifier gain
Note 2: Margin (dB) = Emission level (dBuV/m) – Limit (dBuV/m).

Modulation	be EHT20-OFDMA	**Test Freq. (MHz)**	5580
Polarization	Horizontal		

Test By :Sena Yu Temperature(℃):22 Humidity(%):64

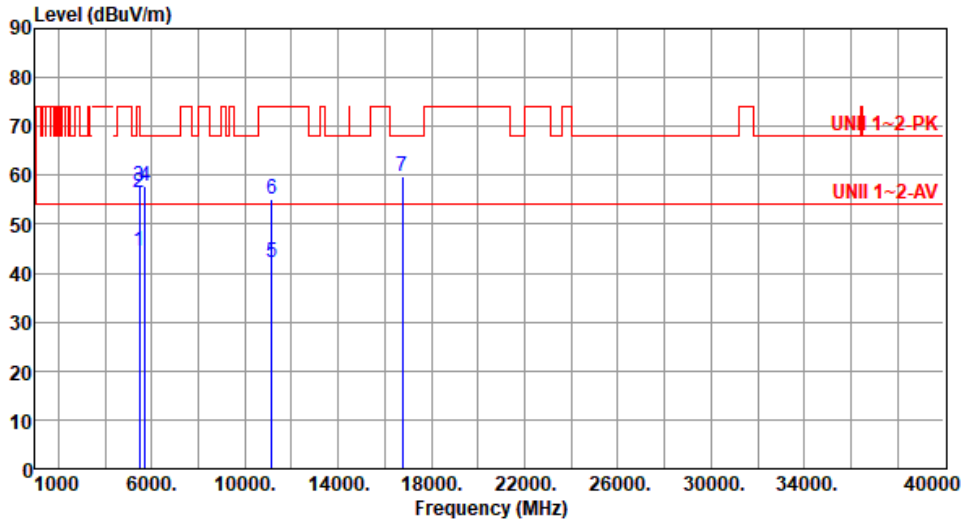

	Freq. MHz	Emission level dBuV/m	Limit dBuV/m	Margin dB	SA reading dBuV	Factor dB/m	Remark	ANT High cm	Turn Table deg
1	5460.00	44.54	54.00	-9.46	44.46	0.08	Average	128	50
2	5460.00	56.30	74.00	-17.70	56.22	0.08	Peak	128	50
3	5470.00	57.76	68.20	-10.44	57.67	0.09	Peak	128	50
4	5725.00	57.64	68.20	-10.56	57.05	0.59	Peak	128	50
5	11160.00	42.32	54.00	-11.68	35.33	6.99	Average	100	245
6	11160.00	55.25	74.00	-18.75	48.26	6.99	Peak	100	245
7	16740.00	59.65	68.20	-8.55	53.24	6.41	Peak	100	224

Note 1: Emission Level (dBuV/m) = SA Reading (dBuV) + Factor* (dB/m)
*Factor includes antenna factor , cable loss and amplifier gain
Note 2: Margin (dB) = Emission level (dBuV/m) – Limit (dBuV/m).

Modulation	be EHT20-OFDMA	**Test Freq. (MHz)**	5580
Polarization	Vertical		

Test By :Sena Yu Temperature(℃):22 Humidity(%):64

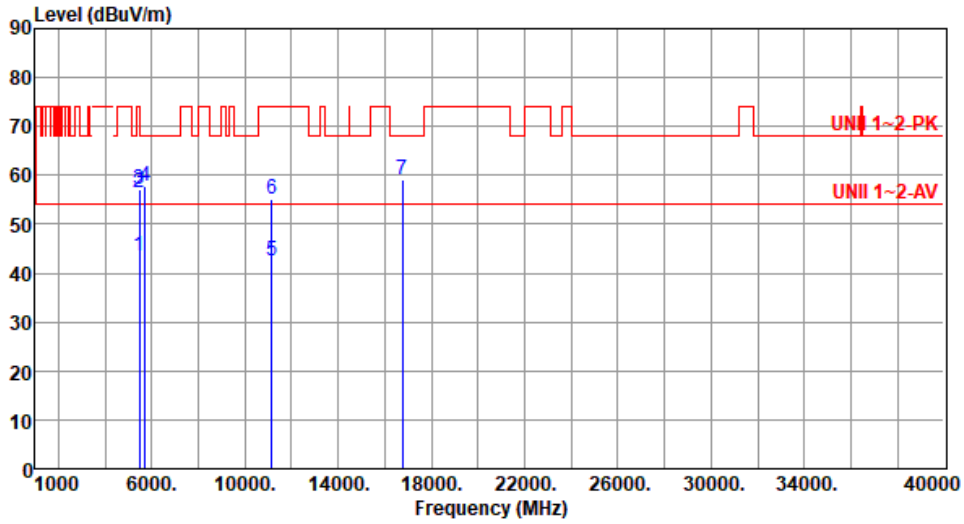

	Freq. MHz	Emission level dBuV/m	Limit dBuV/m	Margin dB	SA reading dBuV	Factor dB/m	Remark	ANT High cm	Turn Table deg
1	5460.00	43.49	54.00	-10.51	43.41	0.08	Average	100	309
2	5460.00	56.40	74.00	-17.60	56.32	0.08	Peak	100	309
3	5470.00	56.98	68.20	-11.22	56.89	0.09	Peak	100	309
4	5725.00	57.62	68.20	-10.58	57.03	0.59	Peak	100	309
5	11160.00	42.38	54.00	-11.62	35.39	6.99	Average	100	173
6	11160.00	55.25	74.00	-18.75	48.26	6.99	Peak	100	173
7	16740.00	59.00	68.20	-9.20	52.59	6.41	Peak	100	224

Note 1: Emission Level (dBuV/m) = SA Reading (dBuV) + Factor* (dB/m)
*Factor includes antenna factor , cable loss and amplifier gain
Note 2: Margin (dB) = Emission level (dBuV/m) – Limit (dBuV/m).

Modulation	be EHT20-OFDMA	**Test Freq. (MHz)**	5700
Polarization	Horizontal		

Test By :Sena Yu Temperature(℃):22 Humidity(%):64

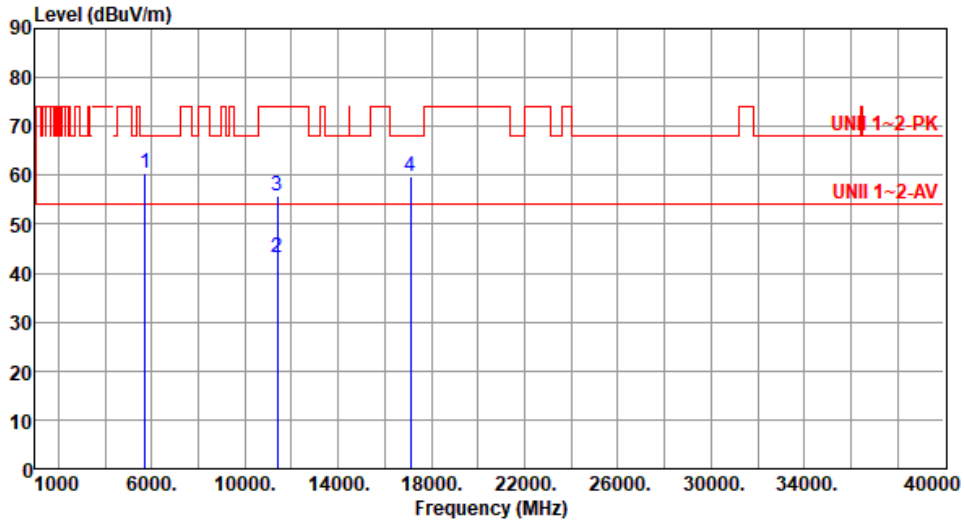

	Freq. MHz	Emission level dBuV/m	Limit dBuV/m	Margin dB	SA reading dBuV	Factor dB/m	Remark	ANT High cm	Turn Table deg
1	5725.00	60.41	68.20	-7.79	59.82	0.59	Peak	100	7
2	11400.00	43.06	54.00	-10.94	35.96	7.10	Average	100	155
3	11400.00	55.86	74.00	-18.14	48.76	7.10	Peak	100	155
4	17100.00	59.92	68.20	-8.28	53.94	5.98	Peak	100	268

Note 1: Emission Level (dBuV/m) = SA Reading (dBuV) + Factor* (dB/m)
*Factor includes antenna factor , cable loss and amplifier gain
Note 2: Margin (dB) = Emission level (dBuV/m) – Limit (dBuV/m).

Modulation	be EHT20-OFDMA	**Test Freq. (MHz)**	5700
Polarization	Vertical		

Test By :Sena Yu Temperature(℃):22 Humidity(%):64

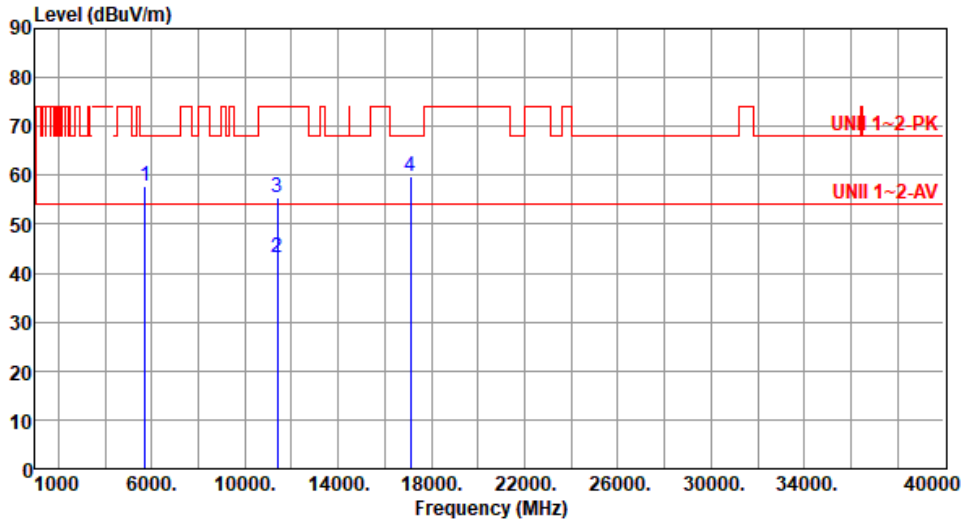

	Freq. MHz	Emission level dBuV/m	Limit dBuV/m	Margin dB	SA reading dBuV	Factor dB/m	Remark	ANT High cm	Turn Table deg
1	5725.00	57.73	68.20	-10.47	57.14	0.59	Peak	100	311
2	11400.00	43.03	54.00	-10.97	35.93	7.10	Average	100	203
3	11400.00	55.60	74.00	-18.40	48.50	7.10	Peak	100	203
4	17100.00	59.94	68.20	-8.26	53.96	5.98	Peak	100	178

Note 1: Emission Level (dBuV/m) = SA Reading (dBuV) + Factor* (dB/m)
*Factor includes antenna factor , cable loss and amplifier gain
Note 2: Margin (dB) = Emission level (dBuV/m) – Limit (dBuV/m).

Modulation	be EHT20-OFDMA	**Test Freq. (MHz)**	5720
Polarization	Horizontal		

Test By :Sena Yu Temperature(℃):22 Humidity(%):64

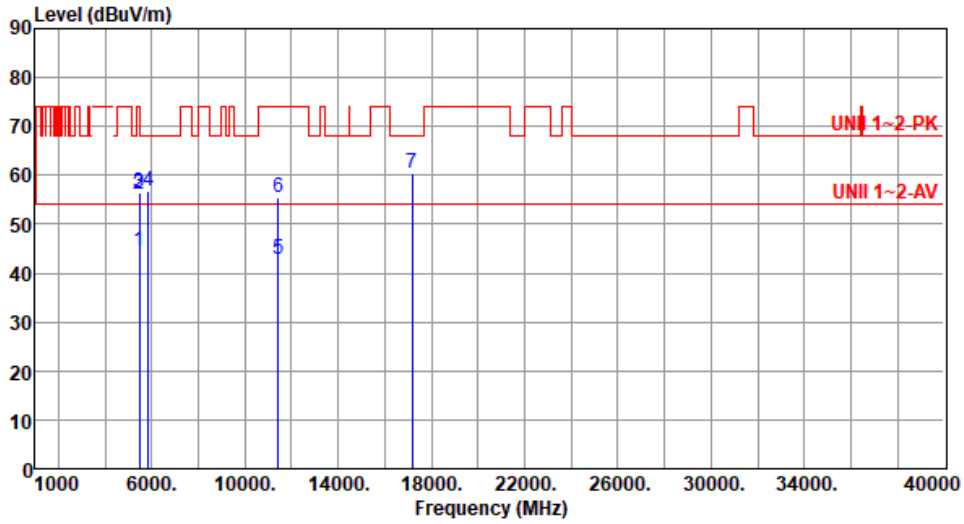

	Freq. MHz	Emission level dBuV/m	Limit dBuV/m	Margin dB	SA reading dBuV	Factor dB/m	Remark	ANT High cm	Turn Table deg
1	5460.00	44.34	74.00	-29.66	44.26	0.08	Peak	127	48
2	5460.00	56.24	74.00	-17.76	56.16	0.08	Peak	127	48
3	5470.00	56.41	68.20	-11.79	56.32	0.09	Peak	127	48
4	5850.00	56.66	68.20	-11.54	55.78	0.88	Peak	127	48
5	11440.00	42.72	54.00	-11.28	35.55	7.17	Average	100	172
6	11440.00	55.47	74.00	-18.53	48.30	7.17	Peak	100	172
7	17160.00	60.46	68.20	-7.74	54.38	6.08	Peak	100	147

Note 1: Emission Level (dBuV/m) = SA Reading (dBuV) + Factor* (dB/m)
*Factor includes antenna factor , cable loss and amplifier gain
Note 2: Margin (dB) = Emission level (dBuV/m) – Limit (dBuV/m).

Modulation	be EHT20-OFDMA	**Test Freq. (MHz)**	5720
Polarization	Vertical		

Test By :Sena Yu Temperature(℃):22 Humidity(%):64

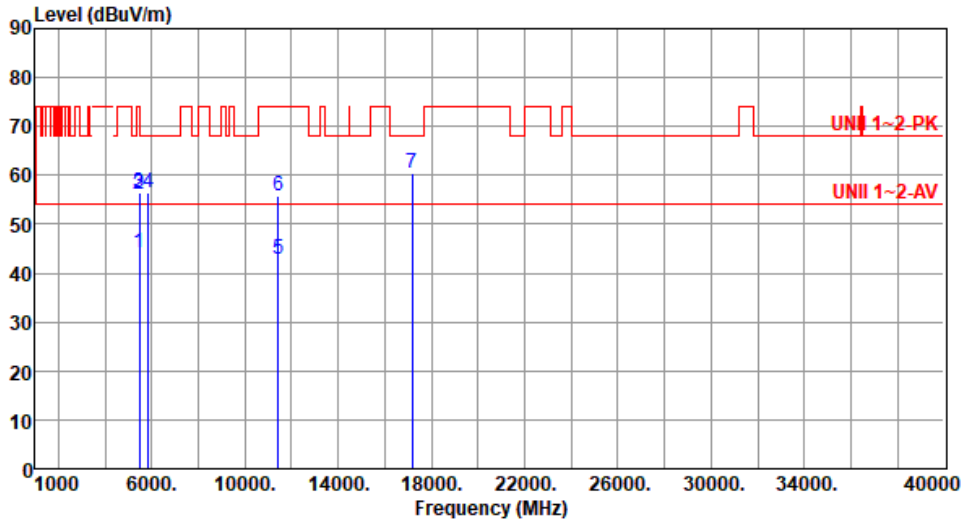

	Freq. MHz	Emission level dBuV/m	Limit dBuV/m	Margin dB	SA reading dBuV	Factor dB/m	Remark	ANT High cm	Turn Table deg
1	5460.00	44.26	54.00	-9.74	44.18	0.08	Average	100	307
2	5460.00	56.20	74.00	-17.80	56.12	0.08	Peak	100	307
3	5470.00	56.44	68.20	-11.76	56.35	0.09	Peak	100	307
4	5850.00	56.36	68.20	-11.84	55.48	0.88	Peak	100	307
5	11440.00	42.83	54.00	-11.17	35.66	7.17	Average	100	251
6	11440.00	55.74	74.00	-18.26	48.57	7.17	Peak	100	251
7	17160.00	60.31	68.20	-7.89	54.23	6.08	Peak	100	176

Note 1: Emission Level (dBuV/m) = SA Reading (dBuV) + Factor* (dB/m)
*Factor includes antenna factor , cable loss and amplifier gain
Note 2: Margin (dB) = Emission level (dBuV/m) – Limit (dBuV/m).

Modulation	be EHT20-OFDMA	**Test Freq. (MHz)**	5785
Polarization	Horizontal		

Test By :Paul Lin Temperature(℃):22 Humidity(%):64

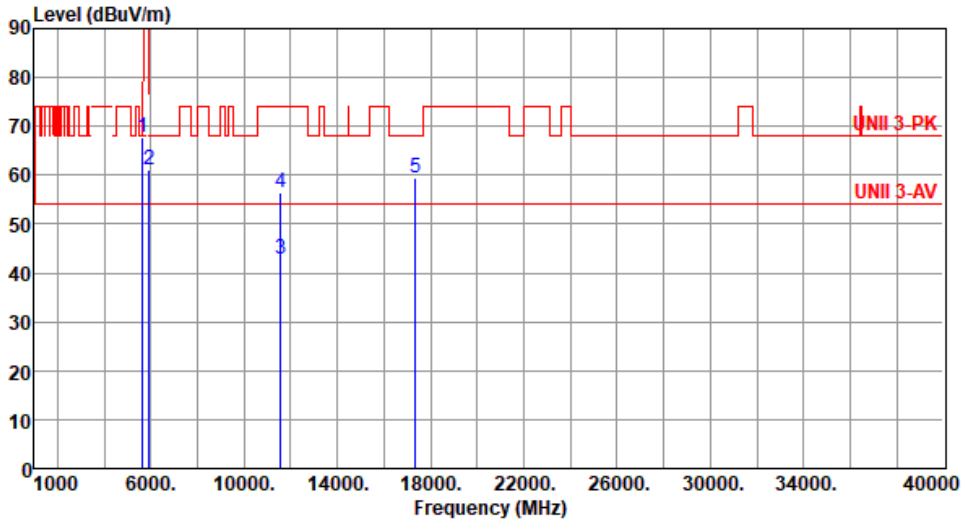

	Freq. MHz	Emission level dBuV/m	Limit dBuV/m	Margin dB	SA reading dBuV	Factor dB/m	Remark	ANT High cm	Turn Table deg
1	5650.00	67.79	68.20	-0.41	67.58	0.21	Peak	233	3
2	5925.00	61.04	68.20	-7.16	59.91	1.13	Peak	233	3
3	11570.00	42.78	54.00	-11.22	35.56	7.22	Average	100	57
4	11570.00	56.56	74.00	-17.44	49.34	7.22	Peak	100	57
5	17355.00	59.46	68.20	-8.74	52.58	6.88	Peak	100	108

Note 1: Emission Level (dBuV/m) = SA Reading (dBuV) + Factor* (dB/m)
*Factor includes antenna factor , cable loss and amplifier gain
Note 2: Margin (dB) = Emission level (dBuV/m) – Limit (dBuV/m).

Modulation	be EHT20-OFDMA	**Test Freq. (MHz)**	5785
Polarization	Vertical		

Test By :Paul Lin Temperature(℃):22 Humidity(%):64

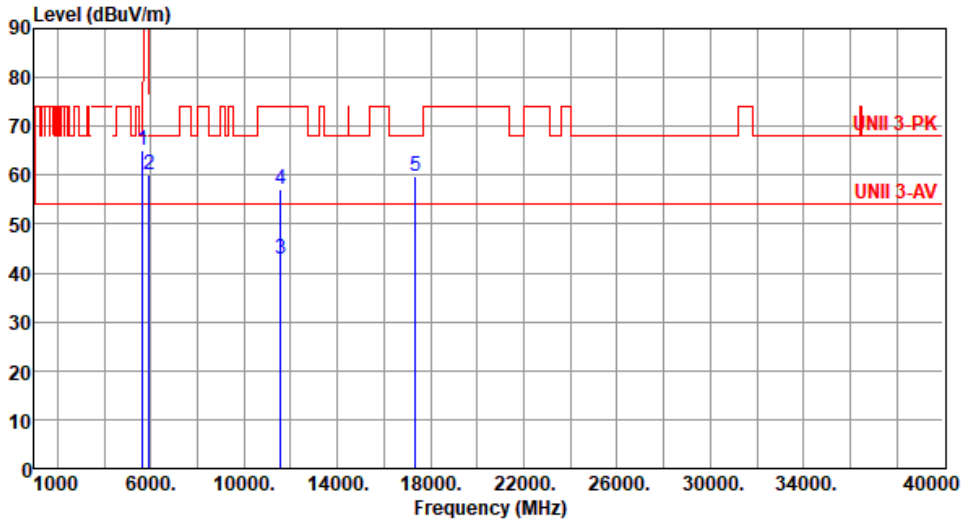

	Freq. MHz	Emission level dBuV/m	Limit dBuV/m	Margin dB	SA reading dBuV	Factor dB/m	Remark	ANT High cm	Turn Table deg
1	5650.00	65.11	68.20	-3.09	64.90	0.21	Peak	100	345
2	5925.00	60.22	68.20	-7.98	59.09	1.13	Peak	100	345
3	11570.00	42.85	54.00	-11.15	35.63	7.22	Average	100	48
4	11570.00	57.03	74.00	-16.97	49.81	7.22	Peak	100	48
5	17355.00	59.70	68.20	-8.50	52.82	6.88	Peak	100	92

Note 1: Emission Level (dBuV/m) = SA Reading (dBuV) + Factor* (dB/m)
*Factor includes antenna factor , cable loss and amplifier gain
Note 2: Margin (dB) = Emission level (dBuV/m) – Limit (dBuV/m).

Unwanted Emissions (Above 1GHz) for be EHT40-OFDMA

Modulation	be EHT40-OFDMA	**Test Freq. (MHz)**	5230
Polarization	Horizontal		

Test By :Paul Lin Temperature(℃):22 Humidity(%):64

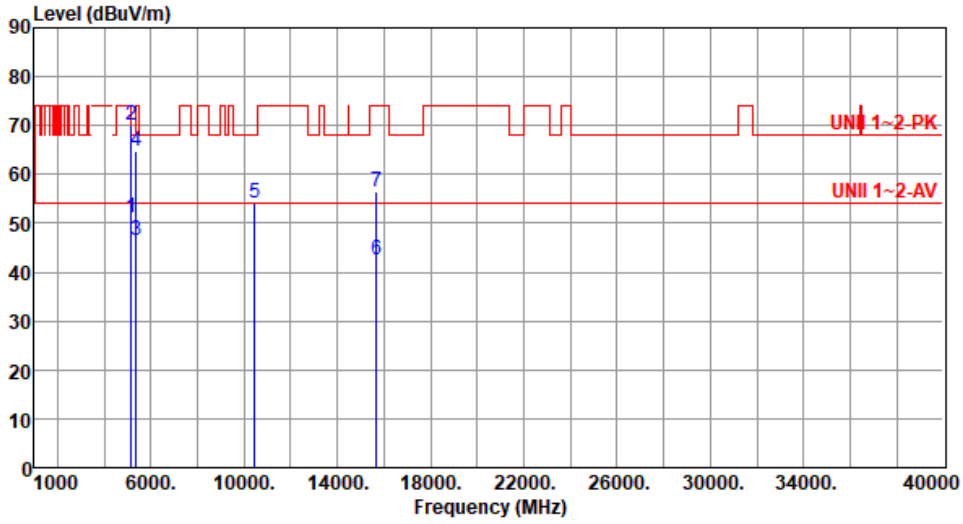

	Freq. MHz	Emission level dBuV/m	Limit dBuV/m	Margin dB	SA reading dBuV	Factor dB/m	Remark	ANT High cm	Turn Table deg
1	5150.00	51.23	54.00	-2.77	50.90	0.33	Average	102	314
2	5150.00	70.19	74.00	-3.81	69.86	0.33	Peak	102	314
3	5350.00	46.44	54.00	-7.56	46.69	-0.25	Average	102	314
4	5350.00	64.89	74.00	-9.11	65.14	-0.25	Peak	102	314
5	10460.00	53.98	68.20	-14.22	46.69	7.29	Peak	100	133
6	15690.00	42.50	54.00	-11.50	38.33	4.17	Average	100	95
7	15690.00	56.50	74.00	-17.50	52.33	4.17	Peak	100	95

Note 1: Emission Level (dBuV/m) = SA Reading (dBuV) + Factor* (dB/m)
*Factor includes antenna factor , cable loss and amplifier gain
Note 2: Margin (dB) = Emission level (dBuV/m) – Limit (dBuV/m).

Modulation	be EHT40-OFDMA	**Test Freq. (MHz)**	5230
Polarization	Vertical		

Test By :Paul Lin Temperature(℃):22 Humidity(%):64

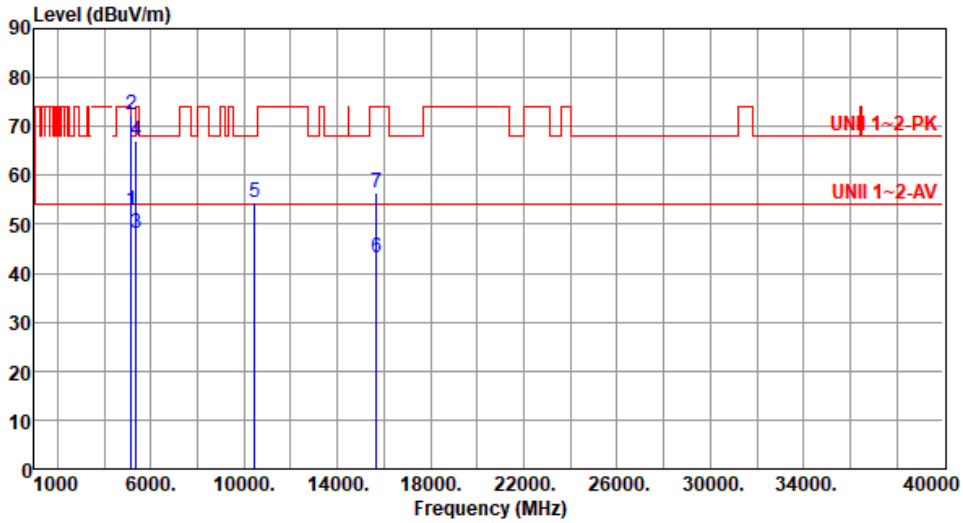

	Freq. MHz	Emission level dBuV/m	Limit dBuV/m	Margin dB	SA reading dBuV	Factor dB/m	Remark	ANT High cm	Turn Table deg
1	5150.00	52.78	54.00	-1.22	52.45	0.33	Average	267	4
2	5150.00	72.45	74.00	-1.55	72.12	0.33	Peak	267	4
3	5350.00	48.22	54.00	-5.78	48.47	-0.25	Average	267	4
4	5350.00	67.13	74.00	-6.87	67.38	-0.25	Peak	267	4
5	10460.00	54.43	68.20	-13.77	47.14	7.29	Peak	100	81
6	15690.00	43.02	54.00	-10.98	38.85	4.17	Average	100	52
7	15690.00	56.41	74.00	-17.59	52.24	4.17	Peak	100	52

Note 1: Emission Level (dBuV/m) = SA Reading (dBuV) + Factor* (dB/m)
*Factor includes antenna factor , cable loss and amplifier gain
Note 2: Margin (dB) = Emission level (dBuV/m) – Limit (dBuV/m).

Modulation	be EHT40-OFDMA	**Test Freq. (MHz)**	5270
Polarization	Horizontal		

Test By :Sena Yu Temperature(℃):22 Humidity(%):64

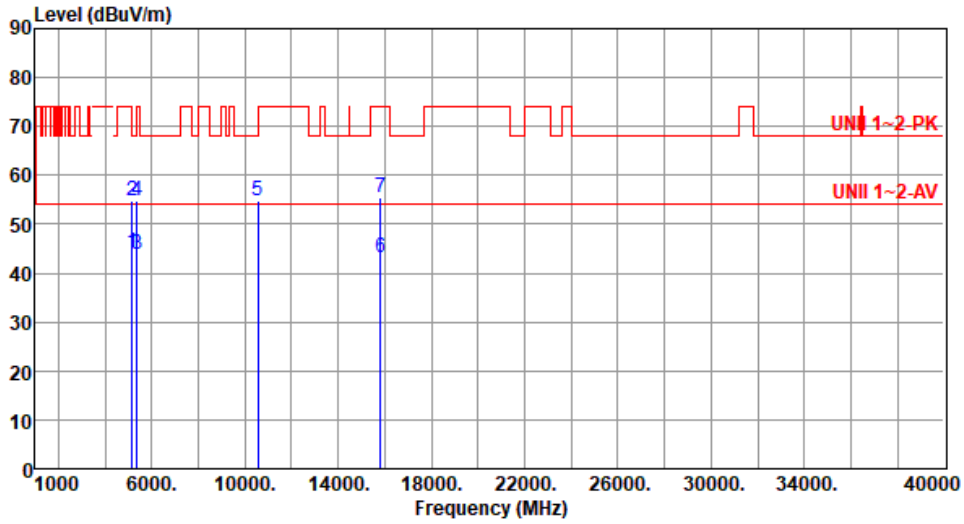

	Freq. MHz	Emission level dBuV/m	Limit dBuV/m	Margin dB	SA reading dBuV	Factor dB/m	Remark	ANT High cm	Turn Table deg
1	5150.00	44.27	54.00	-9.73	44.03	0.24	Average	253	1
2	5150.00	54.91	74.00	-19.09	54.67	0.24	Peak	253	1
3	5350.00	43.86	54.00	-10.14	44.04	-0.18	Average	253	1
4	5350.00	54.64	74.00	-19.36	54.82	-0.18	Peak	253	1
5	10540.00	54.76	68.20	-13.44	47.51	7.25	Peak	100	177
6	15810.00	43.28	54.00	-10.72	39.28	4.00	Average	100	215
7	15810.00	55.60	74.00	-18.40	51.60	4.00	Peak	100	215

Note 1: Emission Level (dBuV/m) = SA Reading (dBuV) + Factor* (dB/m)
*Factor includes antenna factor , cable loss and amplifier gain
Note 2: Margin (dB) = Emission level (dBuV/m) – Limit (dBuV/m).

Modulation	be EHT40-OFDMA	**Test Freq. (MHz)**	5270
Polarization	Vertical		

Test By :Sena Yu Temperature(℃):22 Humidity(%):64

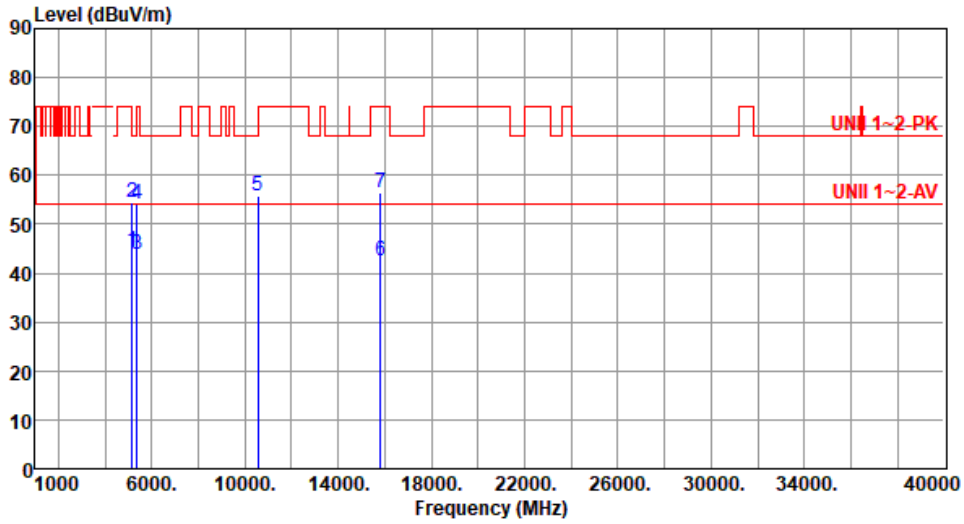

	Freq. MHz	Emission level dBuV/m	Limit dBuV/m	Margin dB	SA reading dBuV	Factor dB/m	Remark	ANT High cm	Turn Table deg
1	5150.00	44.34	54.00	-9.66	44.10	0.24	Average	126	347
2	5150.00	54.57	74.00	-19.43	54.33	0.24	Peak	126	347
3	5350.00	43.83	54.00	-10.17	44.01	-0.18	Average	126	347
4	5350.00	54.22	74.00	-19.78	54.40	-0.18	Peak	126	347
5	10540.00	55.91	68.20	-12.29	48.66	7.25	Peak	100	261
6	15810.00	42.62	54.00	-11.38	38.62	4.00	Average	100	220
7	15810.00	56.33	74.00	-17.67	52.33	4.00	Peak	100	220

Note 1: Emission Level (dBuV/m) = SA Reading (dBuV) + Factor* (dB/m)
*Factor includes antenna factor , cable loss and amplifier gain
Note 2: Margin (dB) = Emission level (dBuV/m) – Limit (dBuV/m).

Modulation	be EHT40-OFDMA	**Test Freq. (MHz)**	5310
Polarization	Horizontal		

Test By :Sena Yu Temperature(℃):22 Humidity(%):64

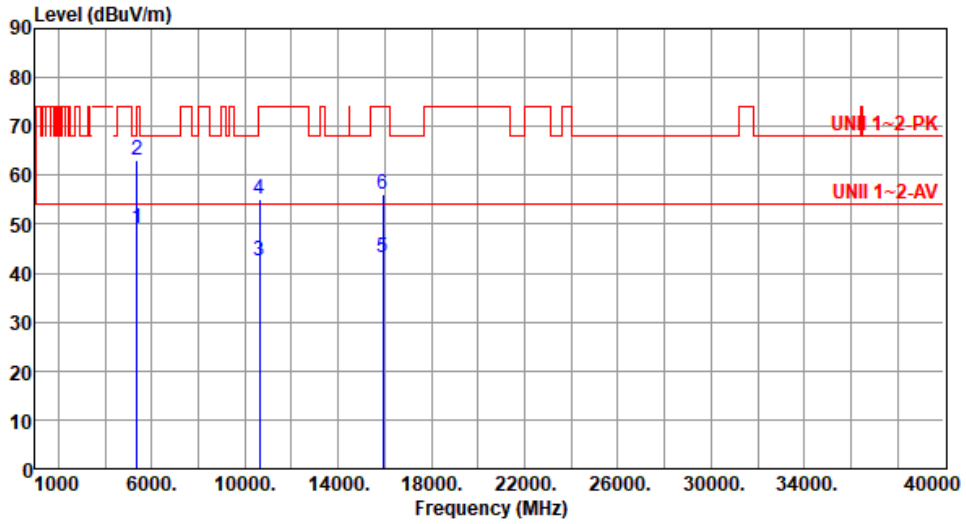

	Freq. MHz	Emission level dBuV/m	Limit dBuV/m	Margin dB	SA reading dBuV	Factor dB/m	Remark	ANT High cm	Turn Table deg
1	5350.00	49.02	54.00	-4.98	49.20	-0.18	Average	100	358
2	5350.00	62.95	74.00	-11.05	63.13	-0.18	Peak	100	358
3	10620.00	42.45	54.00	-11.55	35.24	7.21	Average	100	109
4	10620.00	55.24	74.00	-18.76	48.03	7.21	Peak	100	109
5	15930.00	43.17	54.00	-10.83	39.03	4.14	Average	100	222
6	15930.00	56.29	74.00	-17.71	52.15	4.14	Peak	100	222

Note 1: Emission Level (dBuV/m) = SA Reading (dBuV) + Factor* (dB/m)
*Factor includes antenna factor , cable loss and amplifier gain
Note 2: Margin (dB) = Emission level (dBuV/m) – Limit (dBuV/m).

Modulation	be EHT40-OFDMA	**Test Freq. (MHz)**	5310
Polarization	Vertical		

Test By :Sena Yu Temperature(℃):22 Humidity(%):64

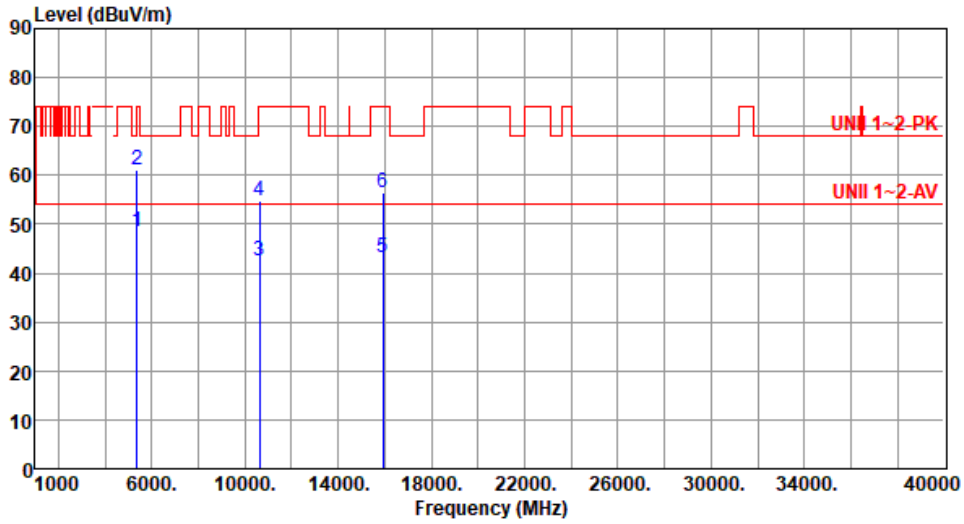

	Freq. MHz	Emission level dBuV/m	Limit dBuV/m	Margin dB	SA reading dBuV	Factor dB/m	Remark	ANT High cm	Turn Table deg
1	5350.00	48.57	54.00	-5.43	48.75	-0.18	Average	108	352
2	5350.00	61.18	74.00	-12.82	61.36	-0.18	Peak	108	352
3	10620.00	42.37	54.00	-11.63	35.16	7.21	Average	100	159
4	10620.00	54.96	74.00	-19.04	47.75	7.21	Peak	100	159
5	15930.00	43.12	54.00	-10.88	38.98	4.14	Average	100	125
6	15930.00	56.31	74.00	-17.69	52.17	4.14	Peak	100	125

Note 1: Emission Level (dBuV/m) = SA Reading (dBuV) + Factor* (dB/m)
*Factor includes antenna factor , cable loss and amplifier gain
Note 2: Margin (dB) = Emission level (dBuV/m) – Limit (dBuV/m).

Modulation	be EHT40-OFDMA	**Test Freq. (MHz)**	5510
Polarization	Horizontal		

Test By :Sena Yu Temperature(℃):22 Humidity(%):64

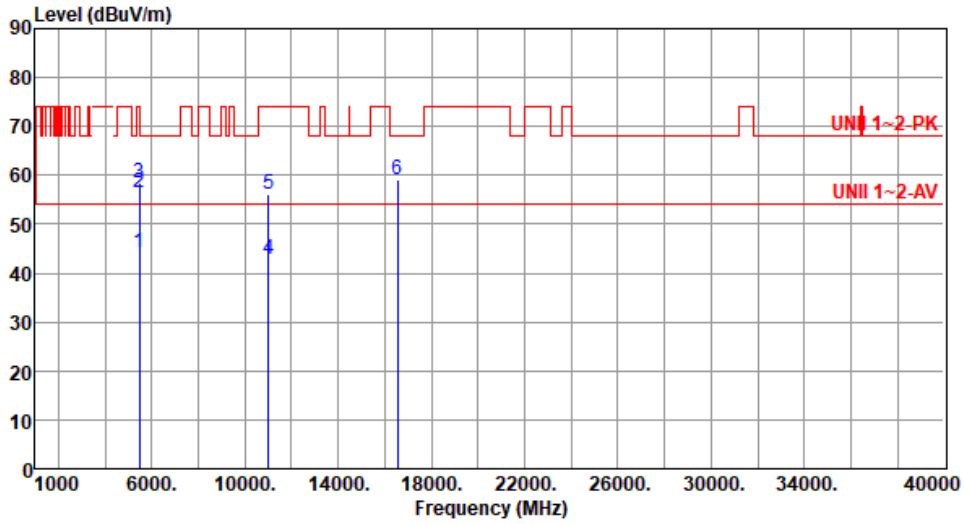

	Freq. MHz	Emission level dBuV/m	Limit dBuV/m	Margin dB	SA reading dBuV	Factor dB/m	Remark	ANT High cm	Turn Table deg
1	5460.00	44.19	54.00	-9.81	44.11	0.08	Average	112	54
2	5460.00	56.45	74.00	-17.55	56.37	0.08	Peak	112	54
3	5470.00	58.40	68.20	-9.80	58.31	0.09	Peak	112	54
4	11020.00	42.71	54.00	-11.29	35.22	7.49	Average	100	73
5	11020.00	56.11	74.00	-17.89	48.62	7.49	Peak	100	73
6	16530.00	59.22	68.20	-8.98	53.17	6.05	Peak	100	53

Note 1: Emission Level (dBuV/m) = SA Reading (dBuV) + Factor* (dB/m)
*Factor includes antenna factor , cable loss and amplifier gain
Note 2: Margin (dB) = Emission level (dBuV/m) – Limit (dBuV/m).

Modulation	be EHT40-OFDMA	**Test Freq. (MHz)**	5510
Polarization	Vertical		

Test By :Sena Yu Temperature(℃):22 Humidity(%):64

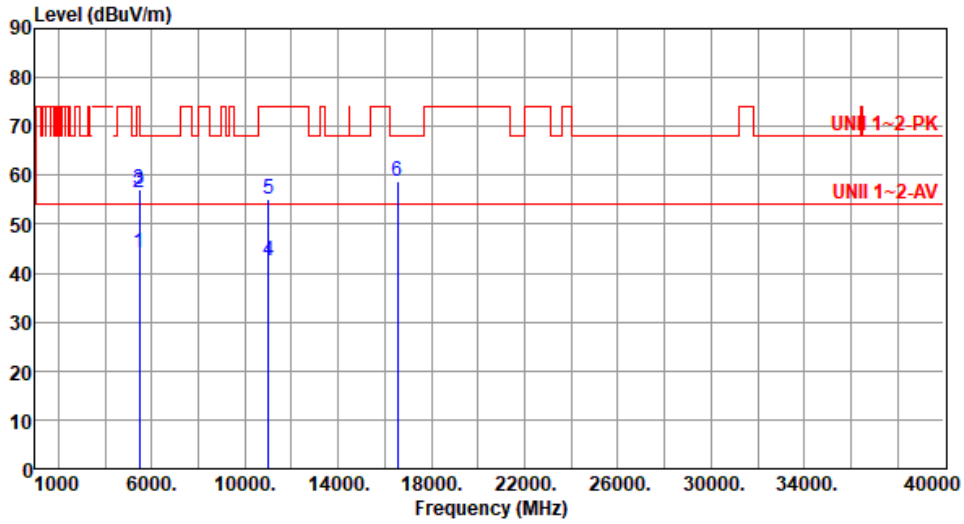

	Freq. MHz	Emission level dBuV/m	Limit dBuV/m	Margin dB	SA reading dBuV	Factor dB/m	Remark	ANT High cm	Turn Table deg
1	5460.00	44.25	54.00	-9.75	44.17	0.08	Average	100	303
2	5460.00	56.31	74.00	-17.69	56.23	0.08	Peak	100	303
3	5470.00	57.24	68.20	-10.96	57.15	0.09	Peak	100	302
4	11020.00	42.39	54.00	-11.61	34.90	7.49	Average	100	155
5	11020.00	55.19	74.00	-18.81	47.70	7.49	Peak	100	155
6	16530.00	58.67	68.20	-9.53	52.62	6.05	Peak	100	215

Note 1: Emission Level (dBuV/m) = SA Reading (dBuV) + Factor* (dB/m)
*Factor includes antenna factor , cable loss and amplifier gain
Note 2: Margin (dB) = Emission level (dBuV/m) – Limit (dBuV/m).

Modulation	be EHT40-OFDMA	**Test Freq. (MHz)**	5590
Polarization	Horizontal		

Test By :Sena Yu Temperature(℃):22 Humidity(%):64

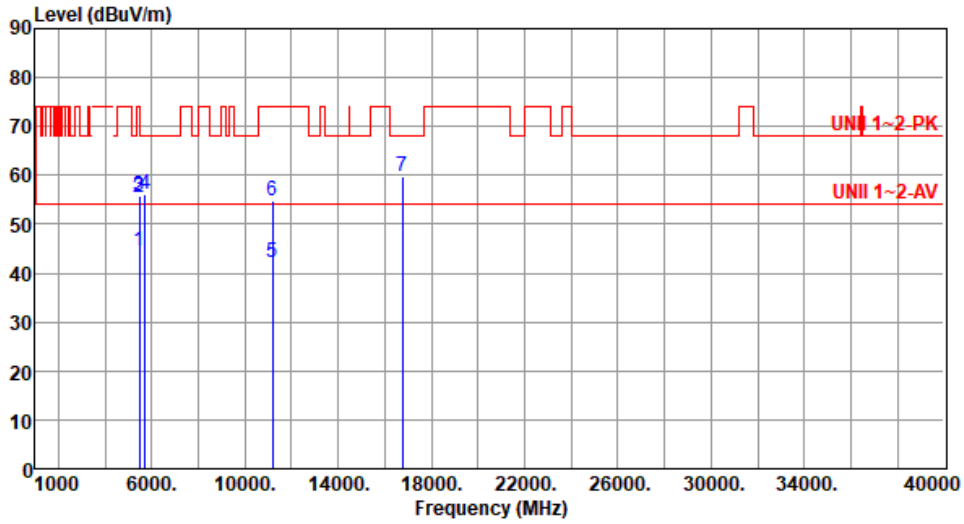

	Freq. MHz	Emission level dBuV/m	Limit dBuV/m	Margin dB	SA reading dBuV	Factor dB/m	Remark	ANT High cm	Turn Table deg
1	5460.00	44.34	54.00	-9.66	44.26	0.08	Average	124	51
2	5460.00	55.30	74.00	-18.70	55.22	0.08	Peak	124	51
3	5470.00	55.87	68.20	-12.33	55.78	0.09	Peak	124	51
4	5725.00	56.20	68.20	-12.00	55.61	0.59	Peak	124	51
5	11180.00	42.34	54.00	-11.66	35.46	6.88	Average	100	176
6	11180.00	54.95	74.00	-19.05	48.07	6.88	Peak	100	176
7	16770.00	59.80	68.20	-8.40	53.29	6.51	Peak	100	208

Note 1: Emission Level (dBuV/m) = SA Reading (dBuV) + Factor* (dB/m)
*Factor includes antenna factor , cable loss and amplifier gain
Note 2: Margin (dB) = Emission level (dBuV/m) – Limit (dBuV/m).

Modulation	be EHT40-OFDMA	**Test Freq. (MHz)**	5590
Polarization	Vertical		

Test By :Sena Yu Temperature(℃):22 Humidity(%):64

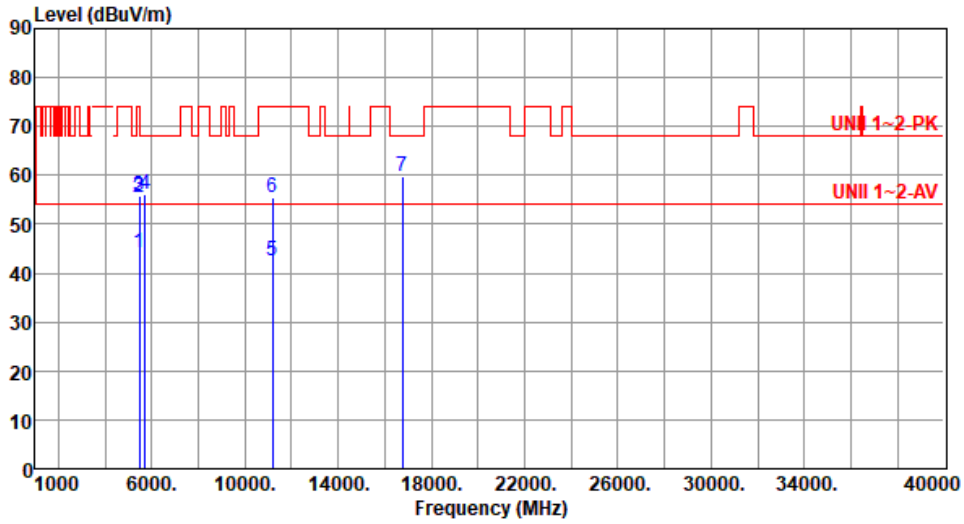

	Freq. MHz	Emission level dBuV/m	Limit dBuV/m	Margin dB	SA reading dBuV	Factor dB/m	Remark	ANT High cm	Turn Table deg
1	5460.00	44.28	54.00	-9.72	44.20	0.08	Average	100	310
2	5460.00	55.35	74.00	-18.65	55.27	0.08	Peak	100	310
3	5470.00	55.82	68.20	-12.38	55.73	0.09	Peak	100	310
4	5725.00	56.23	68.20	-11.97	55.64	0.59	Peak	100	310
5	11180.00	42.52	54.00	-11.48	35.64	6.88	Average	100	202
6	11180.00	55.60	74.00	-18.40	48.72	6.88	Peak	100	202
7	16770.00	59.72	68.20	-8.48	53.21	6.51	Peak	100	202

Note 1: Emission Level (dBuV/m) = SA Reading (dBuV) + Factor* (dB/m)
*Factor includes antenna factor , cable loss and amplifier gain
Note 2: Margin (dB) = Emission level (dBuV/m) – Limit (dBuV/m).

Modulation	be EHT40-OFDMA	**Test Freq. (MHz)**	5670
Polarization	Horizontal		

Test By :Sena Yu Temperature(℃):22 Humidity(%):64

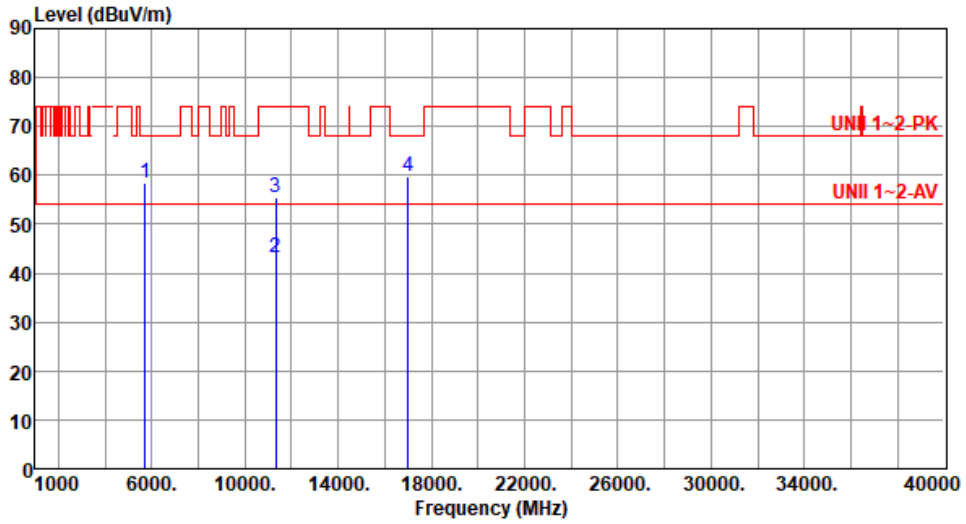

	Freq. MHz	Emission level dBuV/m	Limit dBuV/m	Margin dB	SA reading dBuV	Factor dB/m	Remark	ANT High cm	Turn Table deg
1	5725.00	58.31	68.20	-9.89	57.72	0.59	Peak	100	47
2	11340.00	43.06	54.00	-10.94	36.12	6.94	Average	100	162
3	11340.00	55.59	74.00	-18.41	48.65	6.94	Peak	100	162
4	17010.00	59.88	68.20	-8.32	53.60	6.28	Peak	100	271

Note 1: Emission Level (dBuV/m) = SA Reading (dBuV) + Factor* (dB/m)
*Factor includes antenna factor , cable loss and amplifier gain
Note 2: Margin (dB) = Emission level (dBuV/m) – Limit (dBuV/m).

Modulation	be EHT40-OFDMA	**Test Freq. (MHz)**	5670
Polarization	Vertical		

Test By :Sena Yu Temperature(℃):22 Humidity(%):64

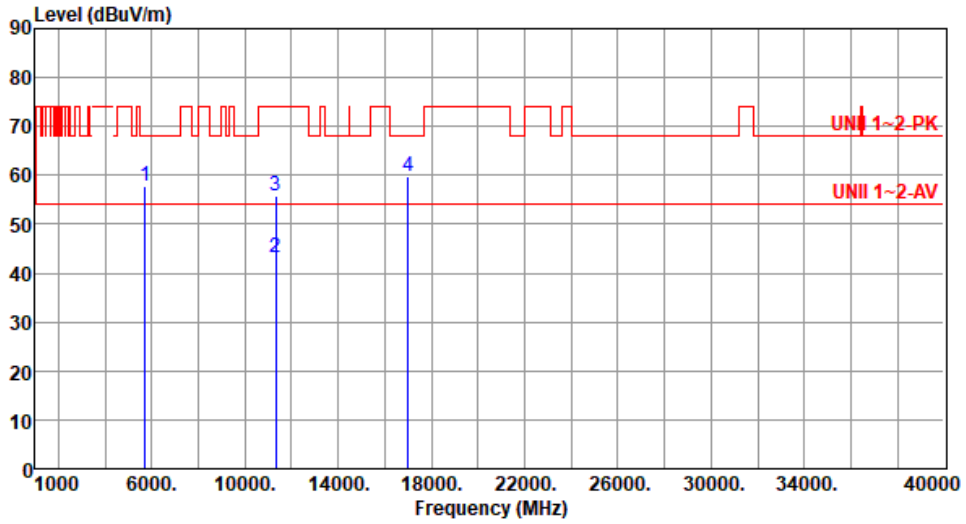

	Freq. MHz	Emission level dBuV/m	Limit dBuV/m	Margin dB	SA reading dBuV	Factor dB/m	Remark	ANT High cm	Turn Table deg
1	5725.00	57.88	68.20	-10.32	57.29	0.59	Peak	100	313
2	11340.00	43.15	54.00	-10.85	36.21	6.94	Average	100	227
3	11340.00	55.85	74.00	-18.15	48.91	6.94	Peak	100	227
4	17010.00	59.72	68.20	-8.48	53.44	6.28	Peak	100	183

Note 1: Emission Level (dBuV/m) = SA Reading (dBuV) + Factor* (dB/m)
*Factor includes antenna factor , cable loss and amplifier gain
Note 2: Margin (dB) = Emission level (dBuV/m) – Limit (dBuV/m).

Modulation	be EHT40-OFDMA	**Test Freq. (MHz)**	5710
Polarization	Horizontal		

Test By :Sena Yu Temperature(℃):22 Humidity(%):64

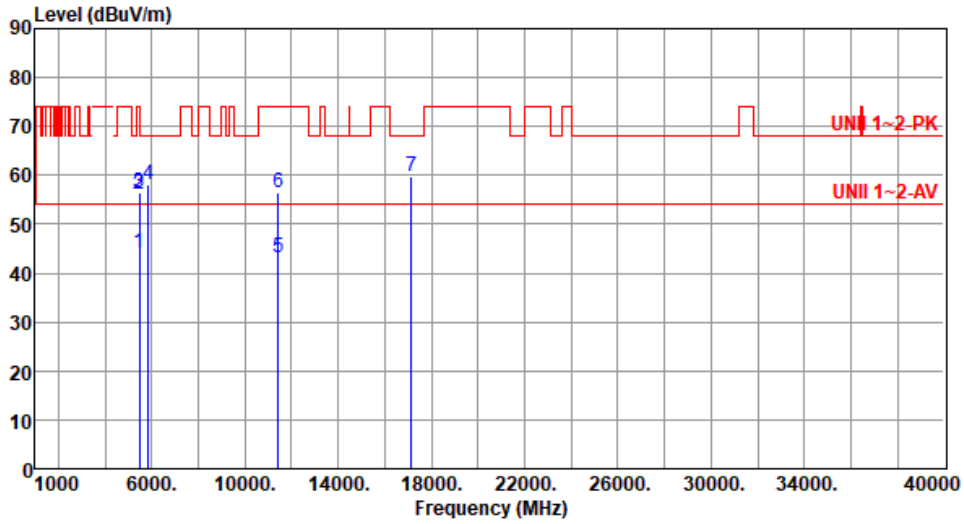

	Freq. MHz	Emission level dBuV/m	Limit dBuV/m	Margin dB	SA reading dBuV	Factor dB/m	Remark	ANT High cm	Turn Table deg
1	5460.00	44.32	54.00	-9.68	44.24	0.08	Average	100	12
2	5460.00	56.20	74.00	-17.80	56.12	0.08	Peak	100	12
3	5470.00	56.47	68.20	-11.73	56.38	0.09	Peak	100	12
4	5850.00	58.07	68.20	-10.13	57.19	0.88	Peak	100	12
5	11420.00	43.08	54.00	-10.92	35.94	7.14	Average	100	86
6	11420.00	56.32	74.00	-17.68	49.18	7.14	Peak	100	86
7	17130.00	59.65	68.20	-8.55	53.62	6.03	Peak	100	207

Note 1: Emission Level (dBuV/m) = SA Reading (dBuV) + Factor* (dB/m)
*Factor includes antenna factor , cable loss and amplifier gain
Note 2: Margin (dB) = Emission level (dBuV/m) – Limit (dBuV/m).

Modulation	be EHT40-OFDMA	**Test Freq. (MHz)**	5710
Polarization	Vertical		

Test By :Sena Yu Temperature(℃):22 Humidity(%):64

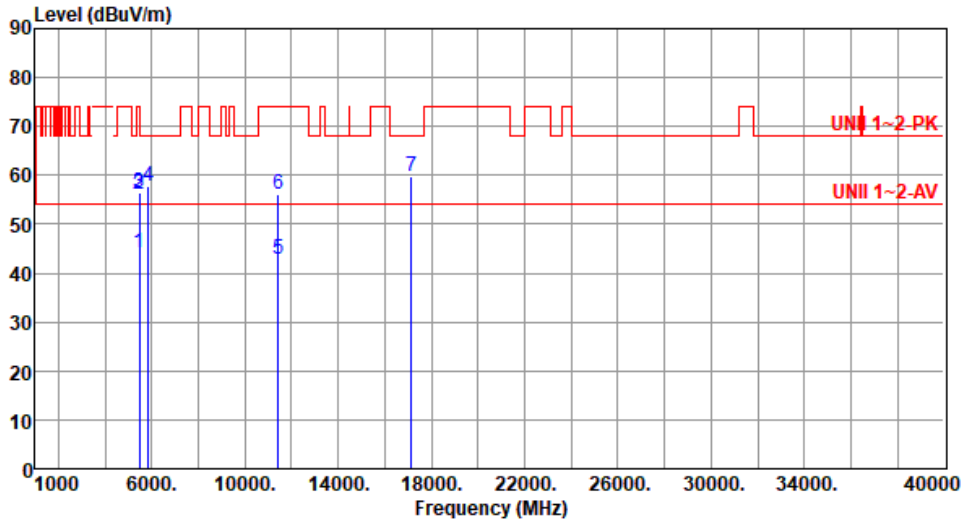

	Freq. MHz	Emission level dBuV/m	Limit dBuV/m	Margin dB	SA reading dBuV	Factor dB/m	Remark	ANT High cm	Turn Table deg
1	5460.00	44.18	54.00	-9.82	44.10	0.08	Average	100	319
2	5460.00	56.14	74.00	-17.86	56.06	0.08	Peak	100	319
3	5470.00	56.36	68.20	-11.84	56.27	0.09	Peak	100	319
4	5850.00	57.91	68.20	-10.29	57.03	0.88	Peak	100	319
5	11420.00	43.00	54.00	-11.00	35.86	7.14	Average	100	271
6	11420.00	56.20	74.00	-17.80	49.06	7.14	Peak	100	271
7	17130.00	59.80	68.20	-8.40	53.77	6.03	Peak	100	104

Note 1: Emission Level (dBuV/m) = SA Reading (dBuV) + Factor* (dB/m)
*Factor includes antenna factor , cable loss and amplifier gain
Note 2: Margin (dB) = Emission level (dBuV/m) – Limit (dBuV/m).

Unwanted Emissions (Above 1GHz) for be EHT80-OFDMA

Modulation	be EHT80-OFDMA	**Test Freq. (MHz)**	5290
Polarization	Horizontal		

Test By :Roger Lu Temperature(℃):22 Humidity(%):64

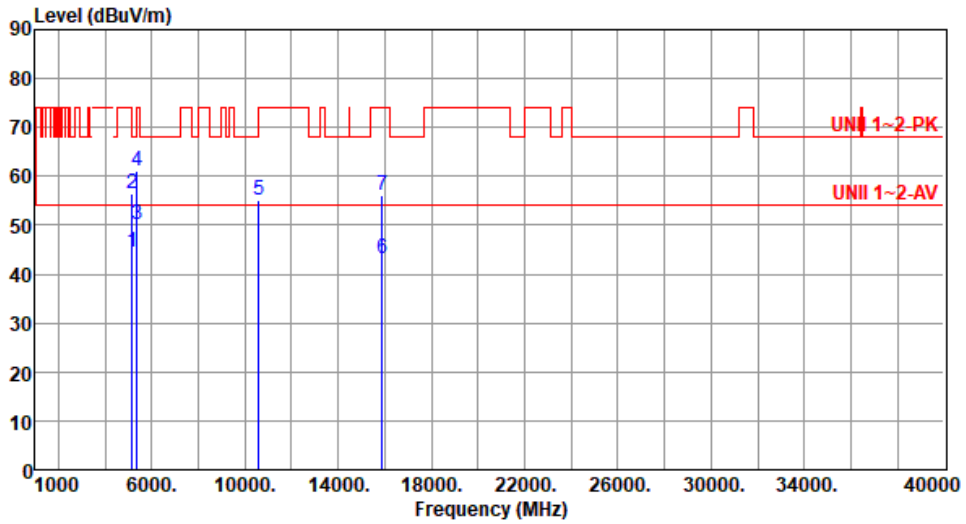

	Freq. MHz	Emission level dBuV/m	Limit dBuV/m	Margin dB	SA reading dBuV	Factor dB/m	Remark	ANT High cm	Turn Table deg
1	5150.00	44.36	54.00	-9.64	44.12	0.24	Average	233	359
2	5150.00	56.39	74.00	-17.61	56.15	0.24	Peak	233	359
3	5350.00	50.26	54.00	-3.74	50.44	-0.18	Average	233	359
4	5350.00	60.99	74.00	-13.01	61.17	-0.18	Peak	233	359
5	10580.00	55.24	68.20	-12.96	48.00	7.24	Peak	100	132
6	15870.00	43.29	54.00	-10.71	39.18	4.11	Average	100	207
7	15870.00	56.19	74.00	-17.81	52.08	4.11	Peak	100	207

Note 1: Emission Level (dBuV/m) = SA Reading (dBuV) + Factor* (dB/m)
*Factor includes antenna factor , cable loss and amplifier gain
Note 2: Margin (dB) = Emission level (dBuV/m) – Limit (dBuV/m).

Modulation	be EHT80-OFDMA	**Test Freq. (MHz)**	5290
Polarization	Vertical		

Test By :Roger Lu Temperature(℃):22 Humidity(%):64

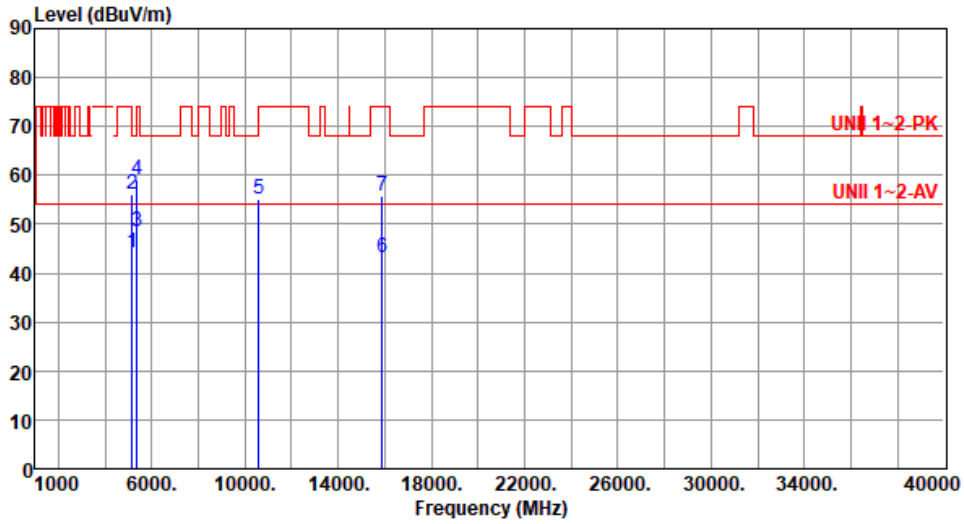

	Freq. MHz	Emission level dBuV/m	Limit dBuV/m	Margin dB	SA reading dBuV	Factor dB/m	Remark	ANT High cm	Turn Table deg
1	5150.00	44.26	54.00	-9.74	44.02	0.24	Average	105	357
2	5150.00	56.13	74.00	-17.87	55.89	0.24	Peak	105	357
3	5350.00	48.48	54.00	-5.52	48.66	-0.18	Average	105	357
4	5350.00	59.18	74.00	-14.82	59.36	-0.18	Peak	105	357
5	10580.00	55.14	68.20	-13.06	47.90	7.24	Peak	100	49
6	15870.00	43.07	54.00	-10.93	38.96	4.11	Average	100	195
7	15870.00	55.95	74.00	-18.05	51.84	4.11	Peak	100	195

Note 1: Emission Level (dBuV/m) = SA Reading (dBuV) + Factor* (dB/m)
*Factor includes antenna factor , cable loss and amplifier gain
Note 2: Margin (dB) = Emission level (dBuV/m) – Limit (dBuV/m).

Modulation	be EHT80-OFDMA	**Test Freq. (MHz)**	5530
Polarization	Horizontal		

Test By :Roger Lu Temperature(℃):22 Humidity(%):64

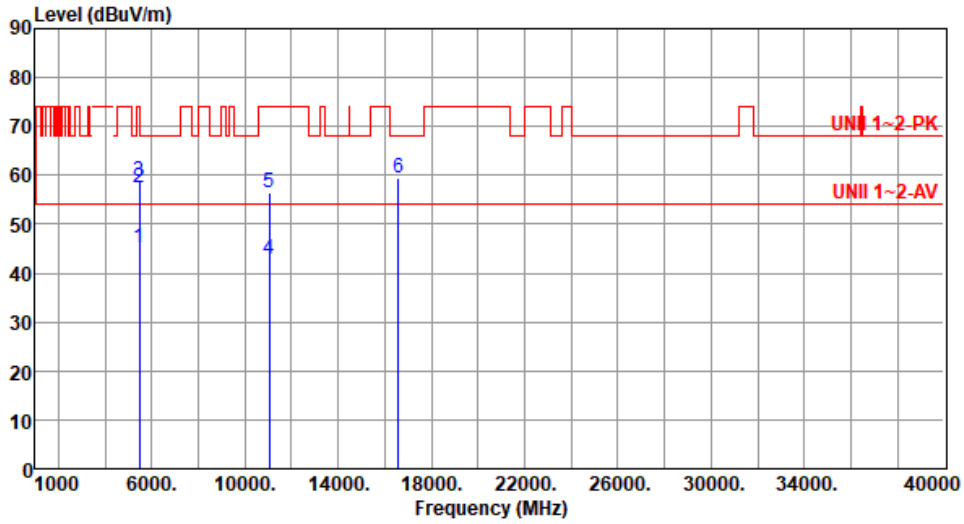

	Freq. MHz	Emission level dBuV/m	Limit dBuV/m	Margin dB	SA reading dBuV	Factor dB/m	Remark	ANT High cm	Turn Table deg
1	5460.00	45.14	54.00	-8.86	45.06	0.08	Average	100	49
2	5460.00	57.36	74.00	-16.64	57.28	0.08	Peak	100	49
3	5470.00	58.75	68.20	-9.45	58.66	0.09	Peak	100	49
4	11060.00	42.96	54.00	-11.04	35.56	7.40	Average	100	78
5	11060.00	56.37	74.00	-17.63	48.97	7.40	Peak	100	78
6	16590.00	59.48	68.20	-8.72	53.46	6.02	Peak	100	39

Note 1: Emission Level (dBuV/m) = SA Reading (dBuV) + Factor* (dB/m)
*Factor includes antenna factor , cable loss and amplifier gain
Note 2: Margin (dB) = Emission level (dBuV/m) – Limit (dBuV/m).

Modulation	be EHT80-OFDMA	**Test Freq. (MHz)**	5530
Polarization	Vertical		

Test By :Roger Lu Temperature(℃):22 Humidity(%):64

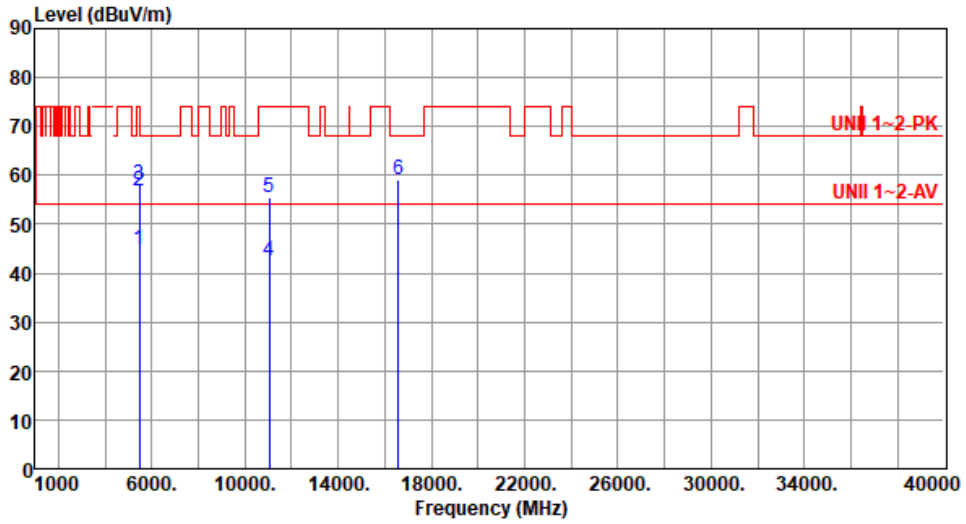

	Freq. MHz	Emission level dBuV/m	Limit dBuV/m	Margin dB	SA reading dBuV	Factor dB/m	Remark	ANT High cm	Turn Table deg
1	5460.00	44.82	54.00	-9.18	44.74	0.08	Average	100	309
2	5460.00	56.95	74.00	-17.05	56.87	0.08	Peak	100	309
3	5470.00	58.05	68.20	-10.15	57.96	0.09	Peak	100	309
4	11060.00	42.57	54.00	-11.43	35.17	7.40	Average	100	133
5	11060.00	55.58	74.00	-18.42	48.18	7.40	Peak	100	133
6	16590.00	58.95	68.20	-9.25	52.93	6.02	Peak	100	211

Note 1: Emission Level (dBuV/m) = SA Reading (dBuV) + Factor* (dB/m)
*Factor includes antenna factor , cable loss and amplifier gain
Note 2: Margin (dB) = Emission level (dBuV/m) – Limit (dBuV/m).

Modulation	be EHT80-OFDMA	**Test Freq. (MHz)**	5610
Polarization	Horizontal		

Test By :Roger Lu Temperature(℃):22 Humidity(%):64

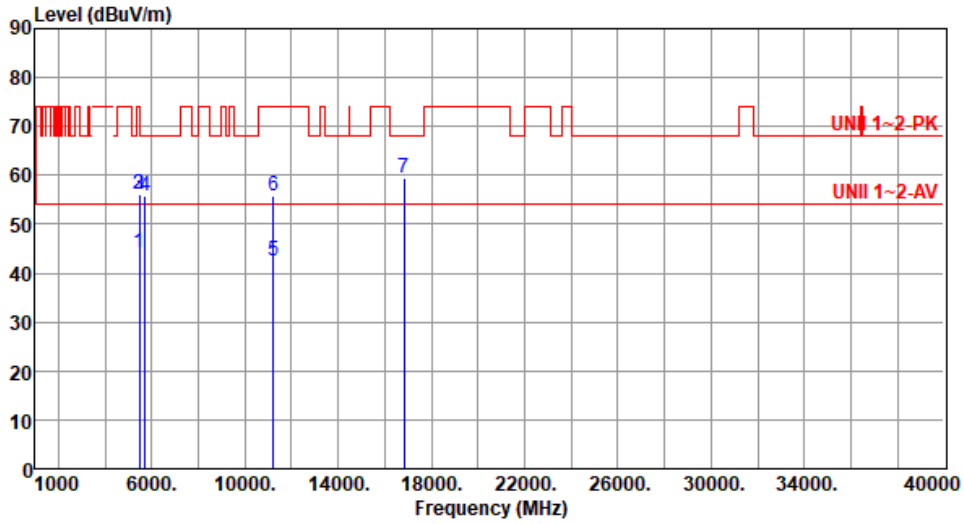

	Freq. MHz	Emission level dBuV/m	Limit dBuV/m	Margin dB	SA reading dBuV	Factor dB/m	Remark	ANT High cm	Turn Table deg
1	5460.00	44.22	54.00	-9.78	44.14	0.08	Average	101	52
2	5460.00	55.96	74.00	-18.04	55.88	0.08	Peak	101	52
3	5470.00	56.21	68.20	-11.99	56.12	0.09	Peak	101	52
4	5725.00	55.85	68.20	-12.35	55.26	0.59	Peak	101	52
5	11220.00	42.63	54.00	-11.37	35.84	6.79	Average	100	227
6	11220.00	55.63	74.00	-18.37	48.84	6.79	Peak	100	227
7	16830.00	59.49	68.20	-8.71	52.80	6.69	Peak	100	178

Note 1: Emission Level (dBuV/m) = SA Reading (dBuV) + Factor* (dB/m)
*Factor includes antenna factor , cable loss and amplifier gain
Note 2: Margin (dB) = Emission level (dBuV/m) – Limit (dBuV/m).

Modulation	be EHT80-OFDMA	**Test Freq. (MHz)**	5610
Polarization	Vertical		

Test By :Roger Lu Temperature(℃):22 Humidity(%):64

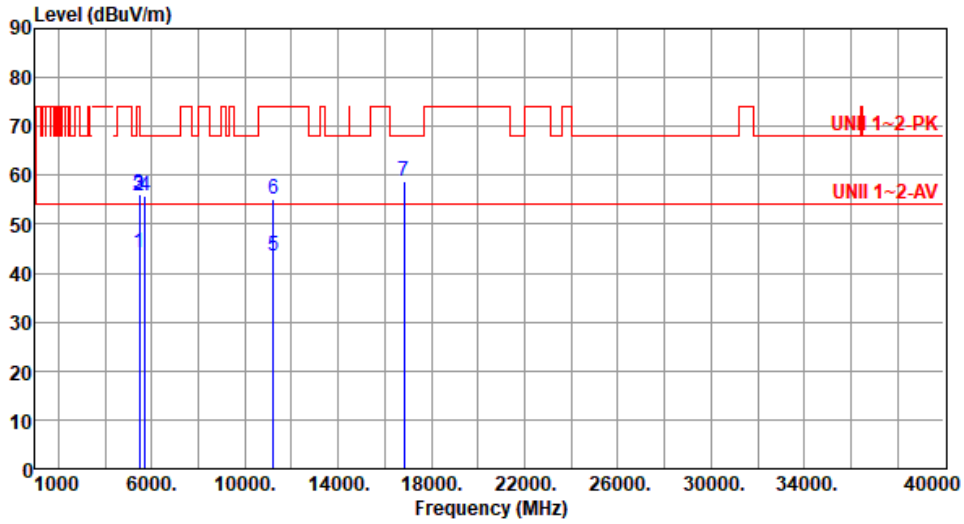

	Freq. MHz	Emission level dBuV/m	Limit dBuV/m	Margin dB	SA reading dBuV	Factor dB/m	Remark	ANT High cm	Turn Table deg
1	5460.00	44.13	54.00	-9.87	44.05	0.08	Average	100	308
2	5460.00	55.79	74.00	-18.21	55.71	0.08	Peak	100	308
3	5470.00	56.16	68.20	-12.04	56.07	0.09	Peak	100	308
4	5725.00	55.94	68.20	-12.26	55.35	0.59	Peak	100	308
5	11220.00	43.51	54.00	-10.49	36.72	6.79	Average	100	97
6	11220.00	55.19	74.00	-18.81	48.40	6.79	Peak	100	97
7	16830.00	58.86	68.20	-9.34	52.17	6.69	Peak	100	79

Note 1: Emission Level (dBuV/m) = SA Reading (dBuV) + Factor* (dB/m)
*Factor includes antenna factor , cable loss and amplifier gain
Note 2: Margin (dB) = Emission level (dBuV/m) – Limit (dBuV/m).

Modulation	be EHT80-OFDMA	**Test Freq. (MHz)**	5690
Polarization	Horizontal		

Test By :Roger Lu Temperature(℃):22 Humidity(%):64

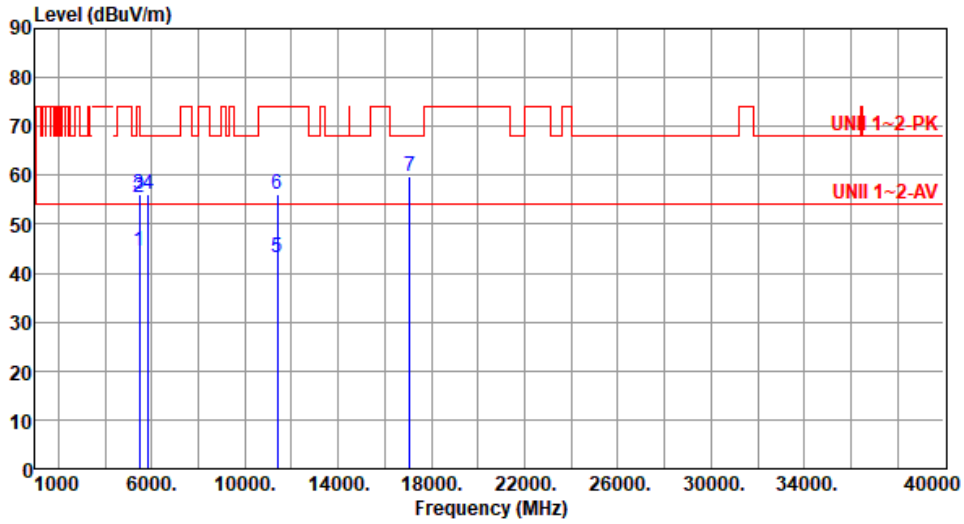

	Freq. MHz	Emission level dBuV/m	Limit dBuV/m	Margin dB	SA reading dBuV	Factor dB/m	Remark	ANT High cm	Turn Table deg
1	5460.00	44.36	54.00	-9.64	44.28	0.08	Average	100	49
2	5460.00	55.55	74.00	-18.45	55.47	0.08	Peak	100	49
3	5470.00	55.98	68.20	-12.22	55.89	0.09	Peak	100	49
4	5850.00	56.03	68.20	-12.17	55.15	0.88	Peak	100	49
5	11380.00	43.11	54.00	-10.89	36.06	7.05	Average	100	156
6	11380.00	55.98	74.00	-18.02	48.93	7.05	Peak	100	156
7	17070.00	59.84	68.20	-8.36	53.77	6.07	Peak	100	251

Note 1: Emission Level (dBuV/m) = SA Reading (dBuV) + Factor* (dB/m)
*Factor includes antenna factor , cable loss and amplifier gain
Note 2: Margin (dB) = Emission level (dBuV/m) – Limit (dBuV/m).

Modulation	be EHT80-OFDMA	**Test Freq. (MHz)**	5690
Polarization	Vertical		

Test By :Roger Lu Temperature(℃):22 Humidity(%):64

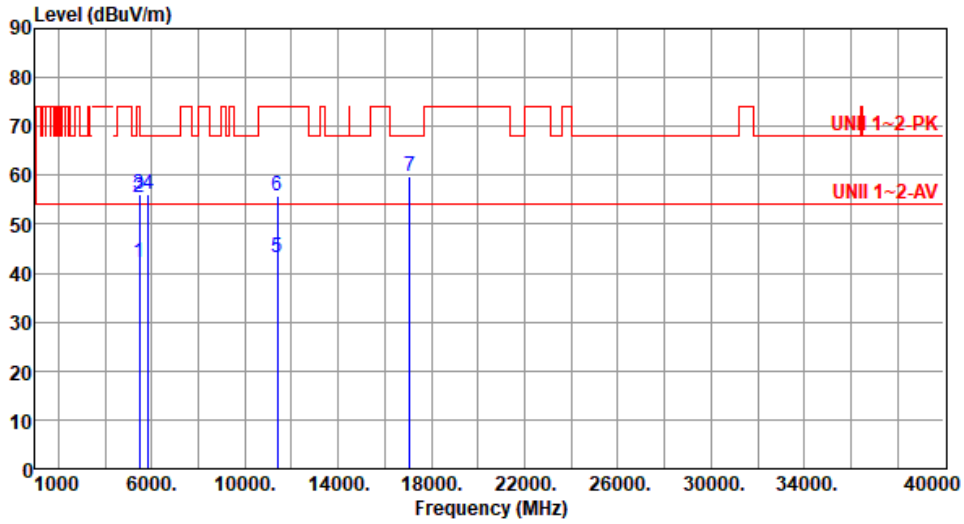

	Freq. MHz	Emission level dBuV/m	Limit dBuV/m	Margin dB	SA reading dBuV	Factor dB/m	Remark	ANT High cm	Turn Table deg
1	5460.00	42.31	54.00	-11.69	42.23	0.08	Average	100	314
2	5460.00	55.36	74.00	-18.64	55.28	0.08	Peak	100	314
3	5470.00	56.07	68.20	-12.13	55.98	0.09	Peak	100	314
4	5850.00	56.17	68.20	-12.03	55.29	0.88	Peak	100	314
5	11380.00	43.17	54.00	-10.83	36.12	7.05	Average	100	129
6	11380.00	55.79	74.00	-18.21	48.74	7.05	Peak	100	129
7	17070.00	59.76	68.20	-8.44	53.69	6.07	Peak	100	83

Note 1: Emission Level (dBuV/m) = SA Reading (dBuV) + Factor* (dB/m)
*Factor includes antenna factor , cable loss and amplifier gain
Note 2: Margin (dB) = Emission level (dBuV/m) – Limit (dBuV/m).

Unwanted Emissions (Above 1GHz) for be EHT160-OFDMA

Modulation	be EHT160-OFDMA	**Test Freq. (MHz)**	5250
Polarization	Horizontal		

Test By :Roger Lu Temperature(℃):22 Humidity(%):64

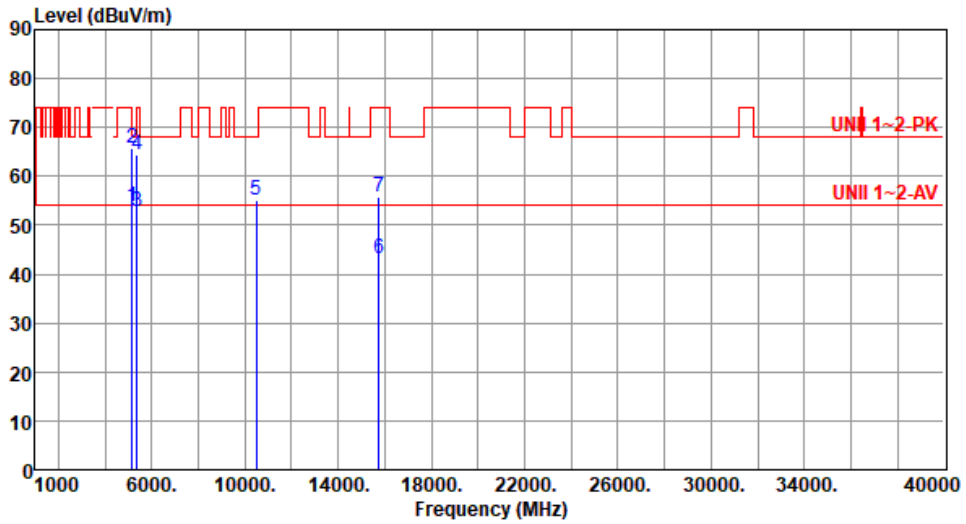

	Freq. MHz	Emission level dBuV/m	Limit dBuV/m	Margin dB	SA reading dBuV	Factor dB/m	Remark	ANT High cm	Turn Table deg
1	5150.00	53.82	54.00	-0.18	53.58	0.24	Average	167	356
2	5150.00	65.92	74.00	-8.08	65.68	0.24	Peak	167	356
3	5350.00	52.65	54.00	-1.35	52.83	-0.18	Average	167	356
4	5350.00	64.26	74.00	-9.74	64.44	-0.18	Peak	167	356
5	10500.00	55.09	68.20	-13.11	47.83	7.26	Peak	100	131
6	15750.00	43.26	54.00	-10.74	39.32	3.94	Average	100	208
7	15750.00	55.93	74.00	-18.07	51.99	3.94	Peak	100	208

Note 1: Emission Level (dBuV/m) = SA Reading (dBuV) + Factor* (dB/m)
*Factor includes antenna factor , cable loss and amplifier gain
Note 2: Margin (dB) = Emission level (dBuV/m) – Limit (dBuV/m).

Modulation	be EHT160-OFDMA	**Test Freq. (MHz)**	5250
Polarization	Vertical		

Test By :Roger Lu Temperature(℃):22 Humidity(%):64

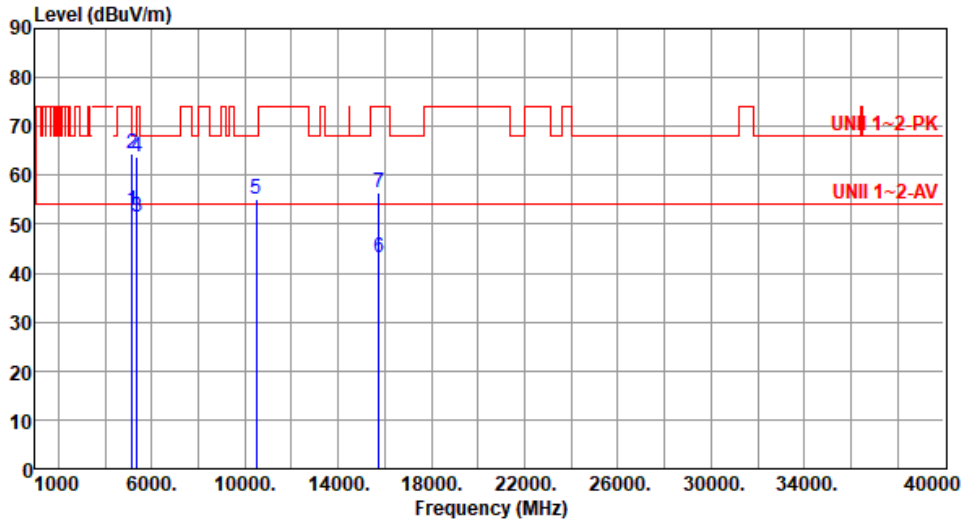

	Freq. MHz	Emission level dBuV/m	Limit dBuV/m	Margin dB	SA reading dBuV	Factor dB/m	Remark	ANT High cm	Turn Table deg
1	5150.00	52.64	54.00	-1.36	52.40	0.24	Average	111	357
2	5150.00	64.27	74.00	-9.73	64.03	0.24	Peak	111	357
3	5350.00	51.34	54.00	-2.66	51.52	-0.18	Average	111	357
4	5350.00	63.63	74.00	-10.37	63.81	-0.18	Peak	111	357
5	10500.00	55.27	68.20	-12.93	48.01	7.26	Peak	100	69
6	15750.00	43.29	54.00	-10.71	39.35	3.94	Average	100	137
7	15750.00	56.52	74.00	-17.48	52.58	3.94	Peak	100	137

Note 1: Emission Level (dBuV/m) = SA Reading (dBuV) + Factor* (dB/m)
*Factor includes antenna factor , cable loss and amplifier gain
Note 2: Margin (dB) = Emission level (dBuV/m) – Limit (dBuV/m).

Modulation	be EHT160-OFDMA	**Test Freq. (MHz)**	5570
Polarization	Horizontal		

Test By :Roger Lu Temperature(℃):22 Humidity(%):64

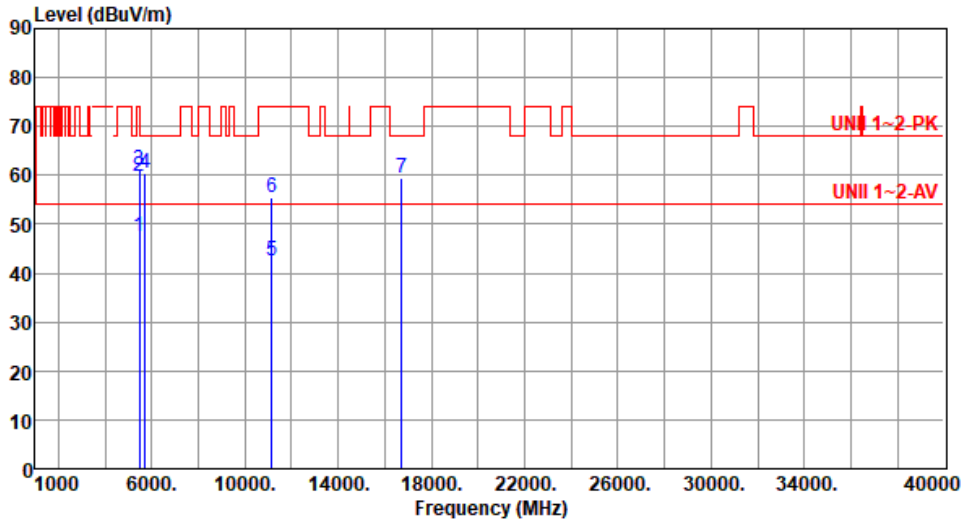

	Freq. MHz	Emission level dBuV/m	Limit dBuV/m	Margin dB	SA reading dBuV	Factor dB/m	Remark	ANT High cm	Turn Table deg
1	5460.00	47.54	54.00	-6.46	47.46	0.08	Average	100	52
2	5460.00	59.87	74.00	-14.13	59.79	0.08	Peak	100	52
3	5470.00	60.99	68.20	-7.21	60.90	0.09	Peak	100	52
4	5725.00	60.31	68.20	-7.89	59.72	0.59	Peak	100	52
5	11140.00	42.57	54.00	-11.43	35.48	7.09	Average	100	257
6	11140.00	55.31	74.00	-18.69	48.22	7.09	Peak	100	257
7	16710.00	59.54	68.20	-8.66	53.24	6.30	Peak	100	218

Note 1: Emission Level (dBuV/m) = SA Reading (dBuV) + Factor* (dB/m)
*Factor includes antenna factor , cable loss and amplifier gain
Note 2: Margin (dB) = Emission level (dBuV/m) – Limit (dBuV/m).

Modulation	be EHT160-OFDMA	**Test Freq. (MHz)**	5570
Polarization	Vertical		

Test By :Roger Lu Temperature(℃):22 Humidity(%):64

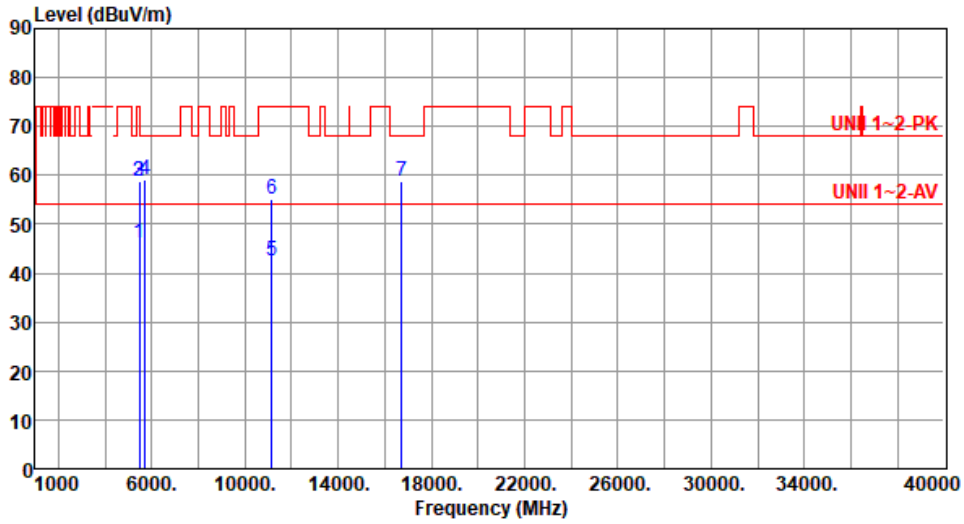

	Freq. MHz	Emission level dBuV/m	Limit dBuV/m	Margin dB	SA reading dBuV	Factor dB/m	Remark	ANT High cm	Turn Table deg
1	5460.00	46.28	54.00	-7.72	46.20	0.08	Average	102	356
2	5460.00	58.66	74.00	-15.34	58.58	0.08	Peak	102	356
3	5470.00	58.88	68.20	-9.32	58.79	0.09	Peak	102	356
4	5725.00	59.24	68.20	-8.96	58.65	0.59	Peak	102	356
5	11140.00	42.64	54.00	-11.36	35.55	7.09	Average	100	103
6	11140.00	55.24	74.00	-18.76	48.15	7.09	Peak	100	103
7	16710.00	58.73	68.20	-9.47	52.43	6.30	Peak	100	66

Note 1: Emission Level (dBuV/m) = SA Reading (dBuV) + Factor* (dB/m)
*Factor includes antenna factor , cable loss and amplifier gain
Note 2: Margin (dB) = Emission level (dBuV/m) – Limit (dBuV/m).

Frequency: 5300 MHz	Frequency Drift (ppm)			
Temperature (ºC)	**0 minute**	**2 minutes**	**5 minutes**	**10 minutes**
T20°CVmax	-4.04	-4.55	-3.31	-4.05
T20°CVmin	-5.34	-5.06	-5.28	-5.00
T40°CVnom	-6.63	-5.93	-6.94	-5.92
T30°CVnom	-5.63	-5.47	-5.25	-5.79
T20°CVnom	-4.81	-5.45	-4.67	-4.43
T10°CVnom	-1.51	-1.28	-1.60	-1.11
T0°CVnom	-0.55	0.24	-0.68	-0.60

Vnom [V]: 120	Vmax [V]: 138	Vmin [V]: 102
Tnom [°C]: 20	Tmax [°C]: 40	Tmin [°C]: 0

Modulation Mode	be EHT20-OFDMA	Test Freq. (MHz)	5240
Power Phase	Line		

Test by : Joe Liao Temperature: 22°C Humidity: 65%

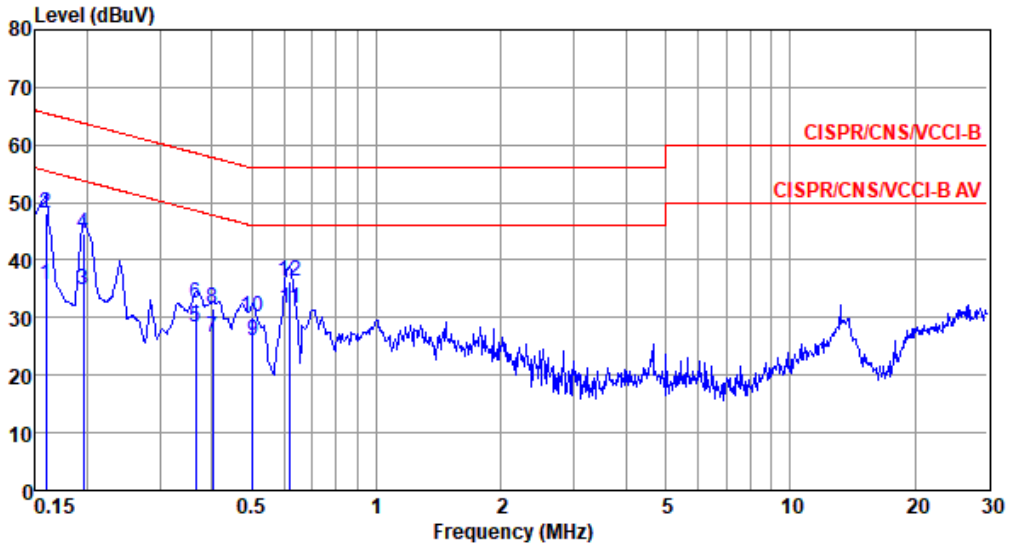

	Freq MHz	Level dBuV	Limit Line dBuV	Over Limit dB	Read Level dBuV	Factor dB	Cable loss dB	Aux dB	Remark
1	0.159	35.77	55.52	-19.75	25.85	9.63	0.08	0.21	Average
2	0.159	48.14	65.52	-17.38	38.22	9.63	0.08	0.21	QP
3	0.195	34.89	53.80	-18.91	24.96	9.62	0.06	0.25	Average
4	0.195	44.61	63.80	-19.19	34.68	9.62	0.06	0.25	QP
5	0.365	28.43	48.61	-20.18	18.41	9.62	0.08	0.32	Average
6	0.365	32.42	58.61	-26.19	22.40	9.62	0.08	0.32	QP
7	0.402	26.59	47.81	-21.22	16.56	9.62	0.08	0.33	Average
8	0.402	31.50	57.81	-26.31	21.47	9.62	0.08	0.33	QP
9	0.502	26.08	46.00	-19.92	16.04	9.62	0.08	0.34	Average
10	0.502	30.14	56.00	-25.86	20.10	9.62	0.08	0.34	QP
11*	0.617	31.49	46.00	-14.51	21.45	9.62	0.08	0.34	Average
12	0.617	36.40	56.00	-19.60	26.36	9.62	0.08	0.34	QP

Note 1: Level (dBuV) = Read Level (dBuV) + LISN Factor (dB) + Cable Loss (dB) + Aux (dB).
2: Over Limit (dB) = Level (dBuV) – Limit Line (dBuV).

Modulation Mode	be EHT20-OFDMA	**Test Freq. (MHz)**	5240
Power Phase	Neutral		

Test by : Joe Liao Temperature: 22°C Humidity: 65%

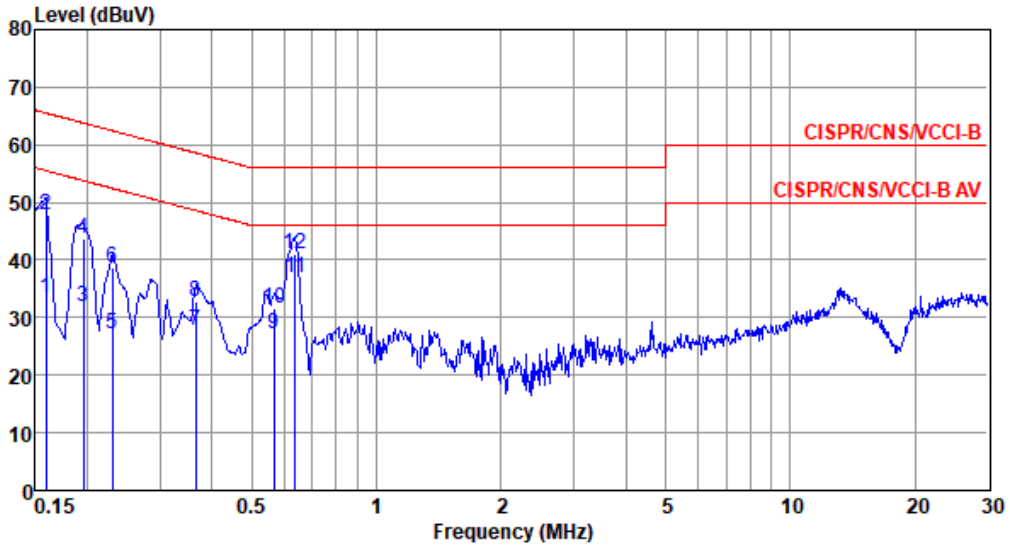

	Freq MHz	Level dBuV	Limit Line dBuV	Over Limit dB	Read Level dBuV	Factor dB	Cable loss dB	Aux dB	Remark
1	0.159	33.40	55.52	-22.12	23.56	9.63	0.08	0.13	Average
2	0.159	47.75	65.52	-17.77	37.91	9.63	0.08	0.13	QP
3	0.195	31.88	53.80	-21.92	22.02	9.63	0.06	0.17	Average
4	0.195	43.64	63.80	-20.16	33.78	9.63	0.06	0.17	QP
5	0.230	27.14	52.44	-25.30	17.26	9.63	0.06	0.19	Average
6	0.230	38.57	62.44	-23.87	28.69	9.63	0.06	0.19	QP
7	0.365	27.64	48.61	-20.97	17.70	9.62	0.08	0.24	Average
8	0.365	32.74	58.61	-25.87	22.80	9.62	0.08	0.24	QP
9	0.564	27.18	46.00	-18.82	17.21	9.62	0.08	0.27	Average
10	0.564	31.61	56.00	-24.39	21.64	9.62	0.08	0.27	QP
11*	0.637	36.91	46.00	-9.09	26.91	9.63	0.09	0.28	Average
12	0.637	41.11	56.00	-14.89	31.11	9.63	0.09	0.28	QP

Note 1: Level (dBuV) = Read Level (dBuV) + LISN Factor (dB) + Cable Loss (dB) + Aux (dB).
2: Over Limit (dB) = Level (dBuV) – Limit Line (dBuV).

Modulation Mode	be EHT20-OFDMA	Test Freq. (MHz)	5745
Power Phase	Line		

Test by : Joe Liao Temperature: 22°C Humidity: 65%

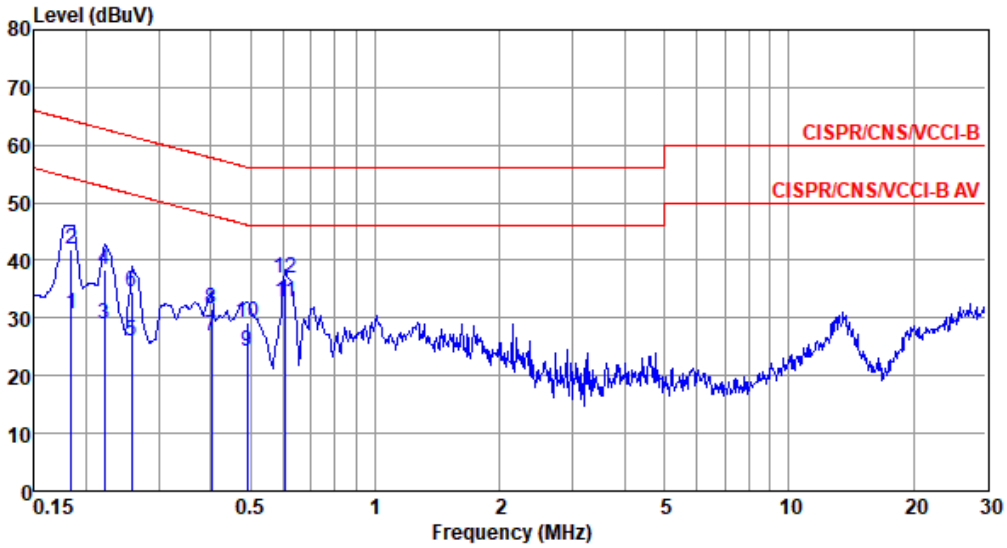

	Freq MHz	Level dBuV	Limit Line dBuV	Over Limit dB	Read Level dBuV	Factor dB	Cable loss dB	Aux dB	Remark
1	0.184	30.59	54.28	-23.69	20.66	9.62	0.07	0.24	Average
2	0.184	42.05	64.28	-22.23	32.12	9.62	0.07	0.24	QP
3	0.222	28.79	52.74	-23.95	18.85	9.62	0.06	0.26	Average
4	0.222	38.28	62.74	-24.46	28.34	9.62	0.06	0.26	QP
5	0.258	26.07	51.51	-25.44	16.10	9.62	0.07	0.28	Average
6	0.258	34.44	61.51	-27.07	24.47	9.62	0.07	0.28	QP
7	0.402	26.78	47.81	-21.03	16.75	9.62	0.08	0.33	Average
8	0.402	31.68	57.81	-26.13	21.65	9.62	0.08	0.33	QP
9	0.491	24.24	46.14	-21.90	14.20	9.62	0.08	0.34	Average
10	0.491	29.22	56.14	-26.92	19.18	9.62	0.08	0.34	QP
11*	0.608	32.69	46.00	-13.31	22.65	9.62	0.08	0.34	Average
12	0.608	36.87	56.00	-19.13	26.83	9.62	0.08	0.34	QP

Note 1: Level (dBuV) = Read Level (dBuV) + LISN Factor (dB) + Cable Loss (dB) + Aux (dB).
2: Over Limit (dB) = Level (dBuV) – Limit Line (dBuV).

Modulation Mode	be EHT20-OFDMA	**Test Freq. (MHz)**	5745
Power Phase	Neutral		

Test by : Joe Liao Temperature: 22°C Humidity: 65%

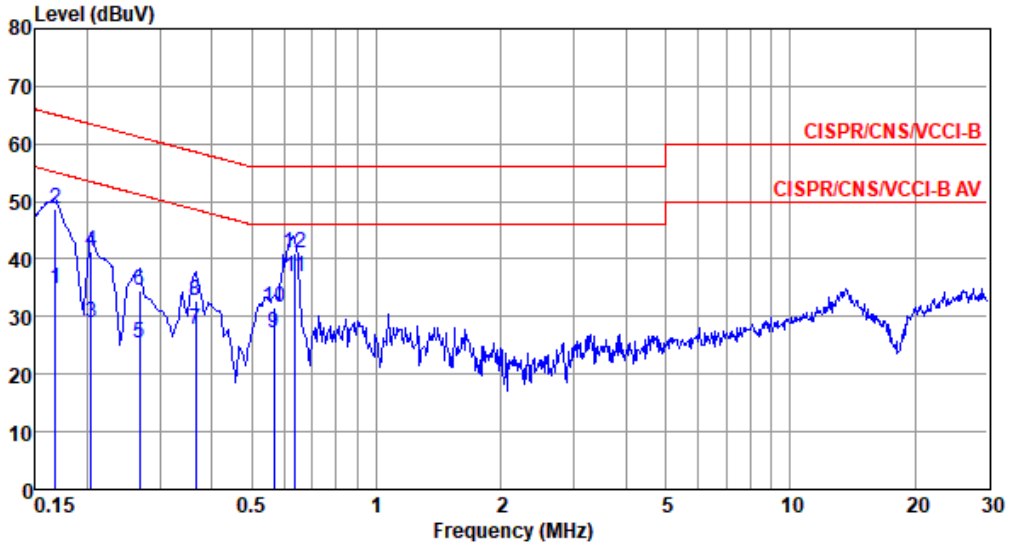

	Freq MHz	Level dBuV	Limit Line dBuV	Over Limit dB	Read Level dBuV	Factor dB	Cable loss dB	Aux dB	Remark
1	0.168	34.74	55.08	-20.34	24.90	9.63	0.07	0.14	Average
2	0.168	48.56	65.08	-16.52	38.72	9.63	0.07	0.14	QP
3	0.204	29.03	53.45	-24.42	19.17	9.63	0.06	0.17	Average
4	0.204	41.26	63.45	-22.19	31.40	9.63	0.06	0.17	QP
5	0.267	25.26	51.20	-25.94	15.36	9.63	0.07	0.20	Average
6	0.267	34.64	61.20	-26.56	24.74	9.63	0.07	0.20	QP
7	0.365	27.60	48.61	-21.01	17.66	9.62	0.08	0.24	Average
8	0.365	32.69	58.61	-25.92	22.75	9.62	0.08	0.24	QP
9	0.564	27.09	46.00	-18.91	17.12	9.62	0.08	0.27	Average
10	0.564	31.51	56.00	-24.49	21.54	9.62	0.08	0.27	QP
11*	0.637	36.90	46.00	-9.10	26.90	9.63	0.09	0.28	Average
12	0.637	41.11	56.00	-14.89	31.11	9.63	0.09	0.28	QP

Note 1: Level (dBuV) = Read Level (dBuV) + LISN Factor (dB) + Cable Loss (dB) + Aux (dB).
2: Over Limit (dB) = Level (dBuV) – Limit Line (dBuV).