LTE Band 2 / 20MHz

Middle Channel / QPSK

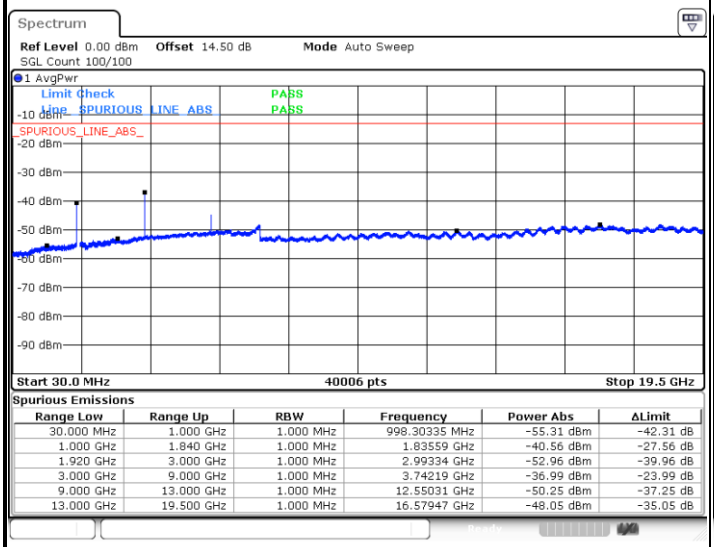

Spurious Emissions

Range Low	Range Up	RBW	Frequency	Power Abs	ΔLimit
30.000 MHz	1.000 GHz	1.000 MHz	998.30335 MHz	-55.31 dBm	-42.31 dB
1.000 GHz	1.840 GHz	1.000 MHz	1.83559 GHz	-40.56 dBm	-27.56 dB
1.920 GHz	3.000 GHz	1.000 MHz	2.99334 GHz	-52.96 dBm	-39.96 dB
3.000 GHz	9.000 GHz	1.000 MHz	3.74219 GHz	-36.99 dBm	-23.99 dB
9.000 GHz	13.000 GHz	1.000 MHz	12.55031 GHz	-50.25 dBm	-37.25 dB
13.000 GHz	19.500 GHz	1.000 MHz	16.57947 GHz	-48.05 dBm	-35.05 dB

Date: 5.JAN.2018 17:46:42

Middle Channel / 16QAM

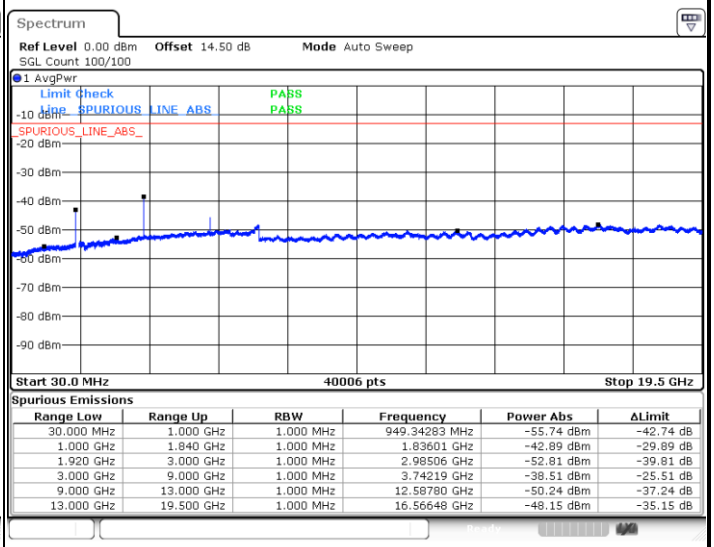

Spurious Emissions

Range Low	Range Up	RBW	Frequency	Power Abs	ΔLimit
30.000 MHz	1.000 GHz	1.000 MHz	949.34283 MHz	-55.74 dBm	-42.74 dB
1.000 GHz	1.840 GHz	1.000 MHz	1.83601 GHz	-42.89 dBm	-29.89 dB
1.920 GHz	3.000 GHz	1.000 MHz	2.98506 GHz	-52.81 dBm	-39.81 dB
3.000 GHz	9.000 GHz	1.000 MHz	3.74219 GHz	-38.51 dBm	-25.51 dB
9.000 GHz	13.000 GHz	1.000 MHz	12.58780 GHz	-50.24 dBm	-37.24 dB
13.000 GHz	19.500 GHz	1.000 MHz	16.56648 GHz	-48.15 dBm	-35.15 dB

Date: 5.JAN.2018 17:47:38

Highest Channel / QPSK

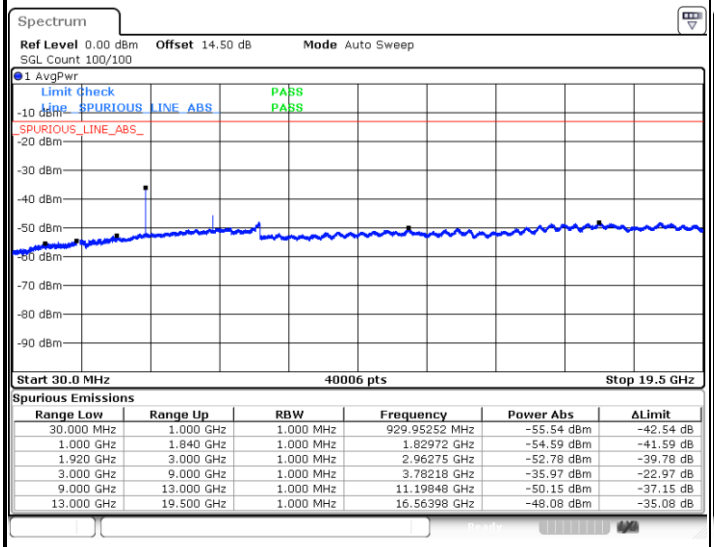

Spurious Emissions

Range Low	Range Up	RBW	Frequency	Power Abs	ΔLimit
30.000 MHz	1.000 GHz	1.000 MHz	929.95252 MHz	-55.54 dBm	-42.54 dB
1.000 GHz	1.840 GHz	1.000 MHz	1.82972 GHz	-54.59 dBm	-41.59 dB
1.920 GHz	3.000 GHz	1.000 MHz	2.96275 GHz	-52.78 dBm	-39.78 dB
3.000 GHz	9.000 GHz	1.000 MHz	3.78218 GHz	-35.97 dBm	-22.97 dB
9.000 GHz	13.000 GHz	1.000 MHz	11.19848 GHz	-50.15 dBm	-37.15 dB
13.000 GHz	19.500 GHz	1.000 MHz	16.56398 GHz	-48.08 dBm	-35.08 dB

Date: 5.JAN.2018 17:53:51

Highest Channel / 16QAM

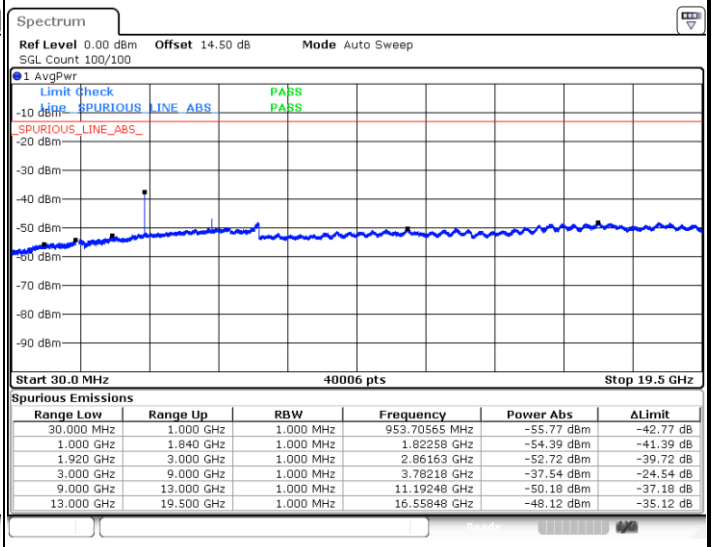

Spurious Emissions

Range Low	Range Up	RBW	Frequency	Power Abs	ΔLimit
30.000 MHz	1.000 GHz	1.000 MHz	953.70565 MHz	-55.77 dBm	-42.77 dB
1.000 GHz	1.840 GHz	1.000 MHz	1.82258 GHz	-54.39 dBm	-41.39 dB
1.920 GHz	3.000 GHz	1.000 MHz	2.86163 GHz	-52.72 dBm	-39.72 dB
3.000 GHz	9.000 GHz	1.000 MHz	3.78218 GHz	-37.54 dBm	-24.54 dB
9.000 GHz	13.000 GHz	1.000 MHz	11.19248 GHz	-50.18 dBm	-37.18 dB
13.000 GHz	19.500 GHz	1.000 MHz	16.55848 GHz	-48.12 dBm	-35.12 dB

Date: 5.JAN.2018 17:54:47

LTE Band 7 / 5MHz

Lowest Channel / QPSK

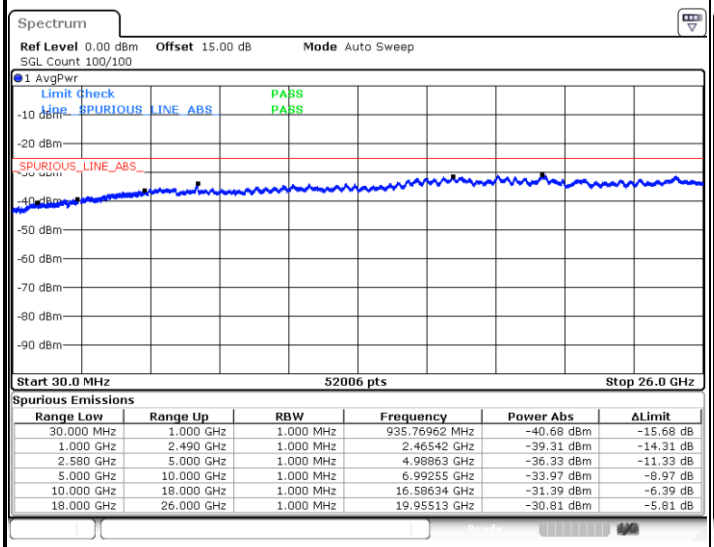

Spurious Emissions

Range Low	Range Up	RBW	Frequency	Power Abs	ΔLimit
30.000 MHz	1.000 GHz	1.000 MHz	935.76962 MHz	-40.68 dBm	-15.68 dB
1.000 GHz	2.490 GHz	1.000 MHz	2.46542 GHz	-39.31 dBm	-14.31 dB
2.580 GHz	5.000 GHz	1.000 MHz	4.98863 GHz	-36.33 dBm	-11.33 dB
5.000 GHz	10.000 GHz	1.000 MHz	6.99255 GHz	-33.97 dBm	-8.97 dB
10.000 GHz	18.000 GHz	1.000 MHz	16.58634 GHz	-31.39 dBm	-6.39 dB
18.000 GHz	26.000 GHz	1.000 MHz	19.95513 GHz	-30.81 dBm	-5.81 dB

Date: 5.JAN.2018 18:09:08

Lowest Channel / 16QAM

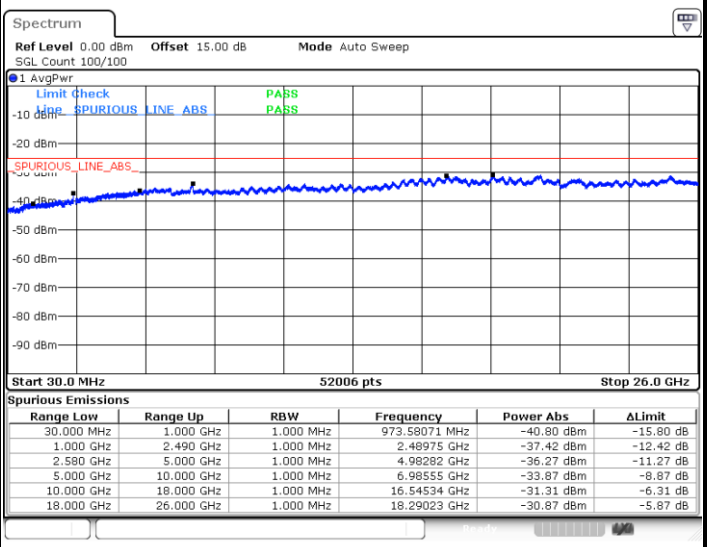

Spurious Emissions

Range Low	Range Up	RBW	Frequency	Power Abs	ΔLimit
30.000 MHz	1.000 GHz	1.000 MHz	973.58071 MHz	-40.80 dBm	-15.80 dB
1.000 GHz	2.490 GHz	1.000 MHz	2.48975 GHz	-37.42 dBm	-12.42 dB
2.580 GHz	5.000 GHz	1.000 MHz	4.98282 GHz	-36.27 dBm	-11.27 dB
5.000 GHz	10.000 GHz	1.000 MHz	6.98555 GHz	-33.87 dBm	-8.87 dB
10.000 GHz	18.000 GHz	1.000 MHz	16.54534 GHz	-31.31 dBm	-6.31 dB
18.000 GHz	26.000 GHz	1.000 MHz	18.29023 GHz	-30.87 dBm	-5.87 dB

Date: 5.JAN.2018 18:10:01

Middle Channel / QPSK

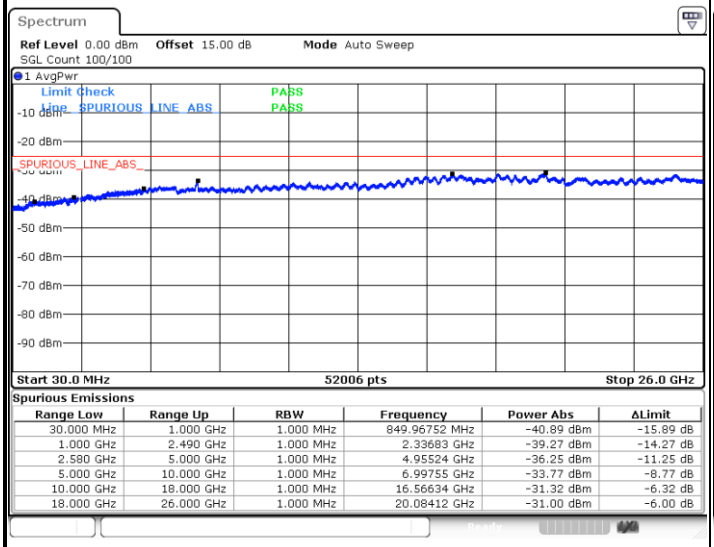

Spurious Emissions

Range Low	Range Up	RBW	Frequency	Power Abs	ΔLimit
30.000 MHz	1.000 GHz	1.000 MHz	849.96752 MHz	-40.89 dBm	-15.89 dB
1.000 GHz	2.490 GHz	1.000 MHz	2.33683 GHz	-39.27 dBm	-14.27 dB
2.580 GHz	5.000 GHz	1.000 MHz	4.95524 GHz	-36.25 dBm	-11.25 dB
5.000 GHz	10.000 GHz	1.000 MHz	6.99755 GHz	-33.77 dBm	-8.77 dB
10.000 GHz	18.000 GHz	1.000 MHz	16.56634 GHz	-31.32 dBm	-6.32 dB
18.000 GHz	26.000 GHz	1.000 MHz	20.08412 GHz	-31.00 dBm	-6.00 dB

Date: 5.JAN.2018 18:11:35

Middle Channel / 16QAM

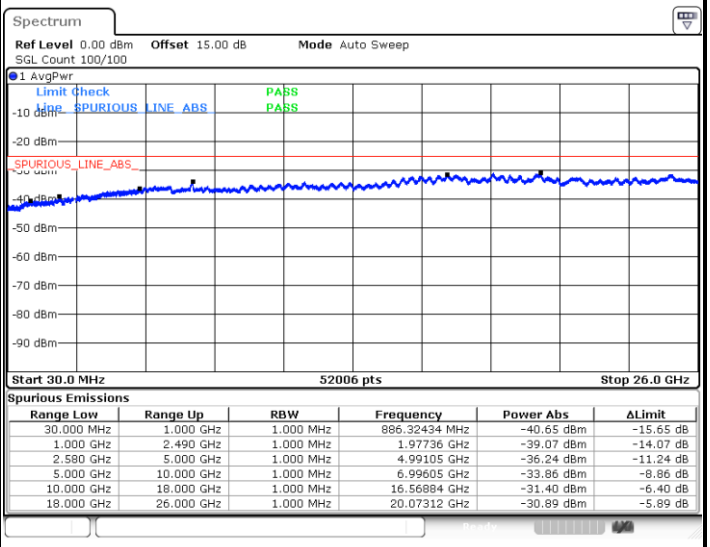

Spurious Emissions

Range Low	Range Up	RBW	Frequency	Power Abs	ΔLimit
30.000 MHz	1.000 GHz	1.000 MHz	886.32434 MHz	-40.65 dBm	-15.65 dB
1.000 GHz	2.490 GHz	1.000 MHz	1.97736 GHz	-39.07 dBm	-14.07 dB
2.580 GHz	5.000 GHz	1.000 MHz	4.99105 GHz	-36.24 dBm	-11.24 dB
5.000 GHz	10.000 GHz	1.000 MHz	6.99605 GHz	-33.86 dBm	-8.86 dB
10.000 GHz	18.000 GHz	1.000 MHz	16.56884 GHz	-31.40 dBm	-6.40 dB
18.000 GHz	26.000 GHz	1.000 MHz	20.07312 GHz	-30.89 dBm	-5.89 dB

Date: 5.JAN.2018 18:12:29

LTE Band 7 / 5MHz

Highest Channel / QPSK

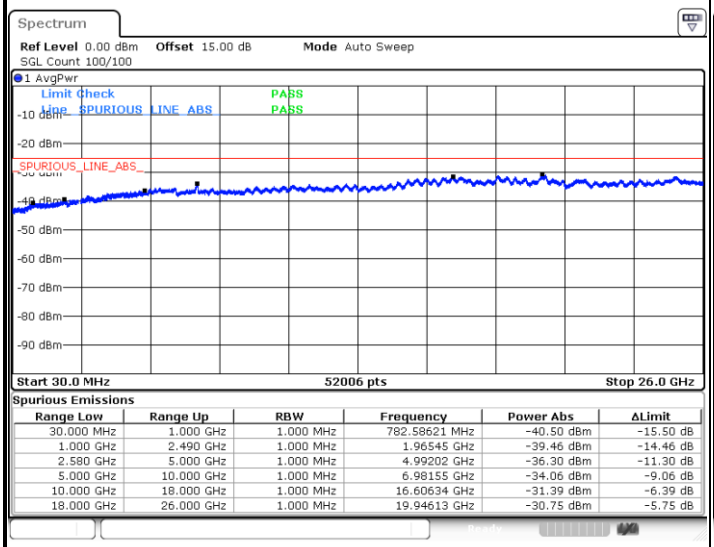

Spurious Emissions

Range Low	Range Up	RBW	Frequency	Power Abs	ΔLimit
30.000 MHz	1.000 GHz	1.000 MHz	782.58621 MHz	-40.50 dBm	-15.50 dB
1.000 GHz	2.490 GHz	1.000 MHz	1.96545 GHz	-39.46 dBm	-14.46 dB
2.580 GHz	5.000 GHz	1.000 MHz	4.99202 GHz	-36.30 dBm	-11.30 dB
5.000 GHz	10.000 GHz	1.000 MHz	6.98155 GHz	-34.06 dBm	-9.06 dB
10.000 GHz	18.000 GHz	1.000 MHz	16.60634 GHz	-31.39 dBm	-6.39 dB
18.000 GHz	26.000 GHz	1.000 MHz	19.94613 GHz	-30.75 dBm	-5.75 dB

Date: 5.JAN.2018 18:18:41

Highest Channel / 16QAM

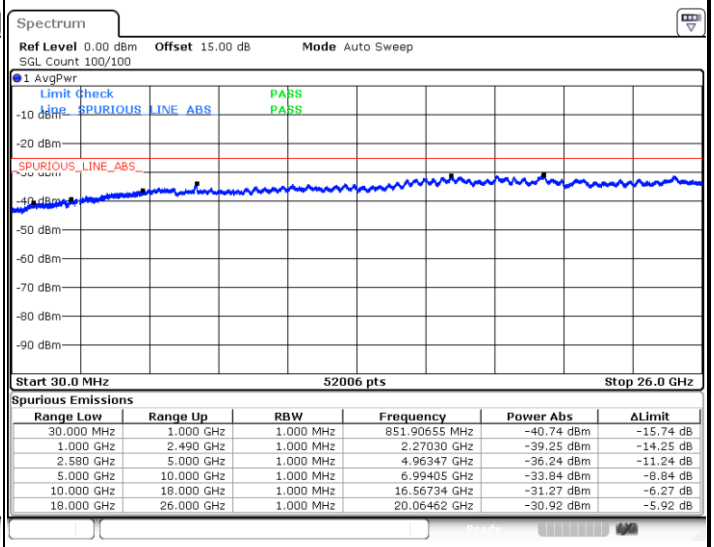

Spurious Emissions

Range Low	Range Up	RBW	Frequency	Power Abs	ΔLimit
30.000 MHz	1.000 GHz	1.000 MHz	851.90655 MHz	-40.74 dBm	-15.74 dB
1.000 GHz	2.490 GHz	1.000 MHz	2.27030 GHz	-39.25 dBm	-14.25 dB
2.580 GHz	5.000 GHz	1.000 MHz	4.96347 GHz	-36.24 dBm	-11.24 dB
5.000 GHz	10.000 GHz	1.000 MHz	6.99405 GHz	-33.84 dBm	-8.84 dB
10.000 GHz	18.000 GHz	1.000 MHz	16.56734 GHz	-31.27 dBm	-6.27 dB
18.000 GHz	26.000 GHz	1.000 MHz	20.06462 GHz	-30.92 dBm	-5.92 dB

Date: 5.JAN.2018 18:19:34

LTE Band 7 / 10MHz

Lowest Channel / QPSK

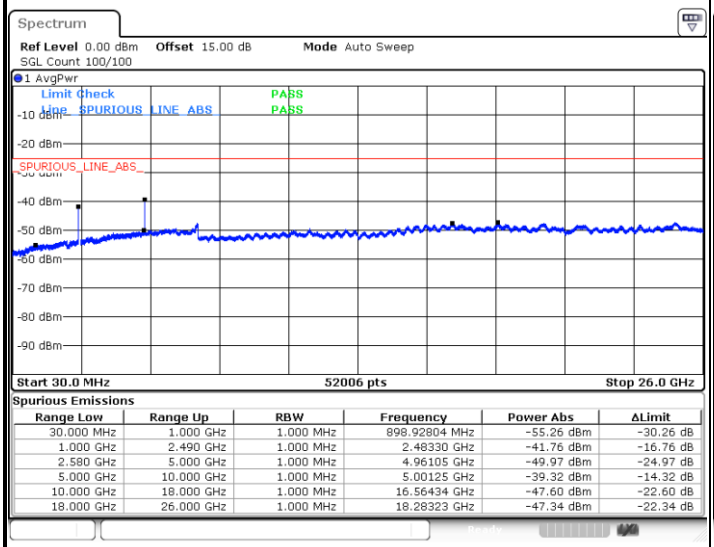

Spurious Emissions

Range Low	Range Up	RBW	Frequency	Power Abs	ΔLimit
30.000 MHz	1.000 GHz	1.000 MHz	898.92804 MHz	-55.26 dBm	-30.26 dB
1.000 GHz	2.490 GHz	1.000 MHz	2.48330 GHz	-41.76 dBm	-16.76 dB
2.580 GHz	5.000 GHz	1.000 MHz	4.96105 GHz	-49.97 dBm	-24.97 dB
5.000 GHz	10.000 GHz	1.000 MHz	5.00125 GHz	-39.32 dBm	-14.32 dB
10.000 GHz	18.000 GHz	1.000 MHz	16.56434 GHz	-47.60 dBm	-22.60 dB
18.000 GHz	26.000 GHz	1.000 MHz	18.28323 GHz	-47.34 dBm	-22.34 dB

Date: 5.JAN.2018 18:25:45

Lowest Channel / 16QAM

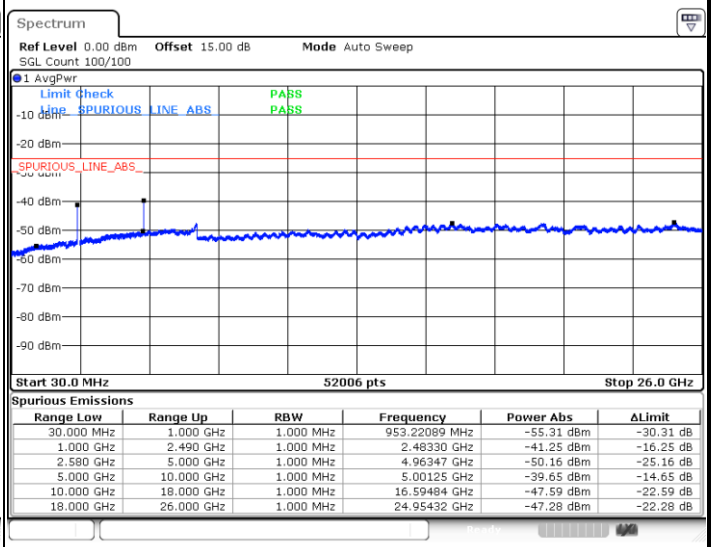

Spurious Emissions

Range Low	Range Up	RBW	Frequency	Power Abs	ΔLimit
30.000 MHz	1.000 GHz	1.000 MHz	953.22089 MHz	-55.31 dBm	-30.31 dB
1.000 GHz	2.490 GHz	1.000 MHz	2.48330 GHz	-41.25 dBm	-16.25 dB
2.580 GHz	5.000 GHz	1.000 MHz	4.96347 GHz	-50.16 dBm	-25.16 dB
5.000 GHz	10.000 GHz	1.000 MHz	5.00125 GHz	-39.65 dBm	-14.65 dB
10.000 GHz	18.000 GHz	1.000 MHz	16.59484 GHz	-47.59 dBm	-22.59 dB
18.000 GHz	26.000 GHz	1.000 MHz	24.95432 GHz	-47.28 dBm	-22.28 dB

Date: 5.JAN.2018 18:26:39

LTE Band 7 / 10MHz

Middle Channel / QPSK

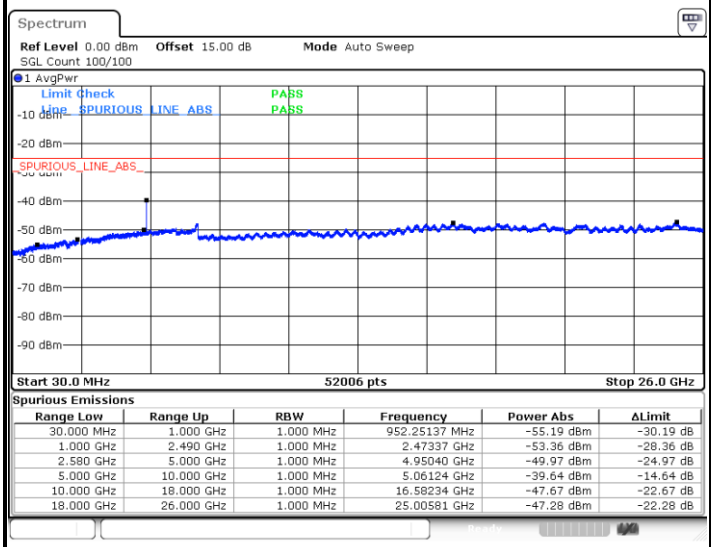

Spurious Emissions

Range Low	Range Up	RBW	Frequency	Power Abs	ΔLimit
30.000 MHz	1.000 GHz	1.000 MHz	952.25137 MHz	-55.19 dBm	-30.19 dB
1.000 GHz	2.490 GHz	1.000 MHz	2.47337 GHz	-53.36 dBm	-28.36 dB
2.580 GHz	5.000 GHz	1.000 MHz	4.95040 GHz	-49.97 dBm	-24.97 dB
5.000 GHz	10.000 GHz	1.000 MHz	5.06124 GHz	-39.64 dBm	-14.64 dB
10.000 GHz	18.000 GHz	1.000 MHz	16.58234 GHz	-47.67 dBm	-22.67 dB
18.000 GHz	26.000 GHz	1.000 MHz	25.00581 GHz	-47.28 dBm	-22.28 dB

Date: 5.JAN.2018 18:28:14

Middle Channel / 16QAM

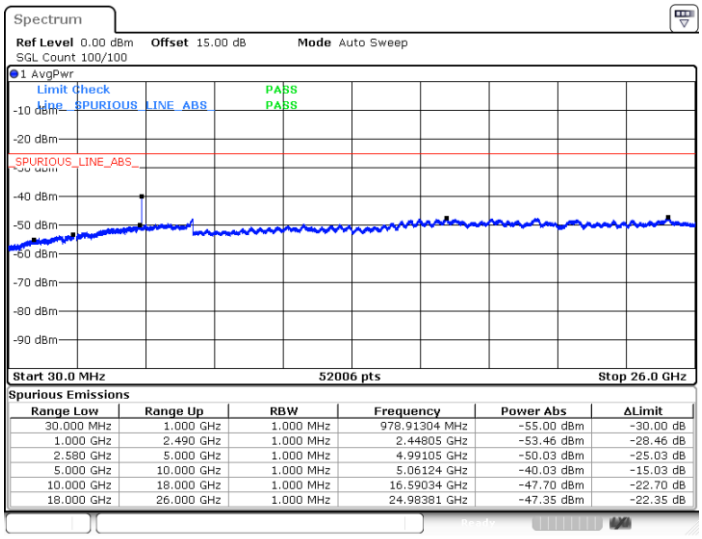

Spurious Emissions

Range Low	Range Up	RBW	Frequency	Power Abs	ΔLimit
30.000 MHz	1.000 GHz	1.000 MHz	978.91304 MHz	-55.00 dBm	-30.00 dB
1.000 GHz	2.490 GHz	1.000 MHz	2.44805 GHz	-53.46 dBm	-28.46 dB
2.580 GHz	5.000 GHz	1.000 MHz	4.99105 GHz	-50.03 dBm	-25.03 dB
5.000 GHz	10.000 GHz	1.000 MHz	5.06124 GHz	-40.03 dBm	-15.03 dB
10.000 GHz	18.000 GHz	1.000 MHz	16.59034 GHz	-47.70 dBm	-22.70 dB
18.000 GHz	26.000 GHz	1.000 MHz	24.98381 GHz	-47.35 dBm	-22.35 dB

Date: 5.JAN.2018 18:29:08

Highest Channel / QPSK

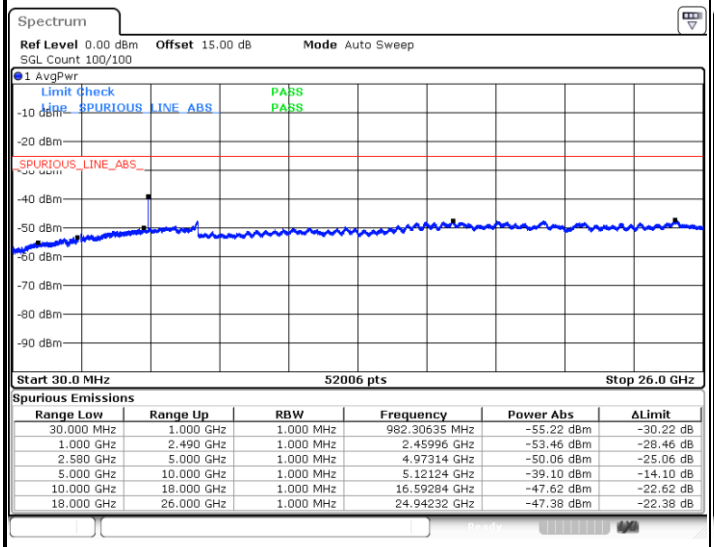

Spurious Emissions

Range Low	Range Up	RBW	Frequency	Power Abs	ΔLimit
30.000 MHz	1.000 GHz	1.000 MHz	982.30635 MHz	-55.22 dBm	-30.22 dB
1.000 GHz	2.490 GHz	1.000 MHz	2.45996 GHz	-53.46 dBm	-28.46 dB
2.580 GHz	5.000 GHz	1.000 MHz	4.97314 GHz	-50.06 dBm	-25.06 dB
5.000 GHz	10.000 GHz	1.000 MHz	5.12124 GHz	-39.10 dBm	-14.10 dB
10.000 GHz	18.000 GHz	1.000 MHz	16.59284 GHz	-47.62 dBm	-22.62 dB
18.000 GHz	26.000 GHz	1.000 MHz	24.94232 GHz	-47.38 dBm	-22.38 dB

Date: 5.JAN.2018 18:35:36

Highest Channel / 16QAM

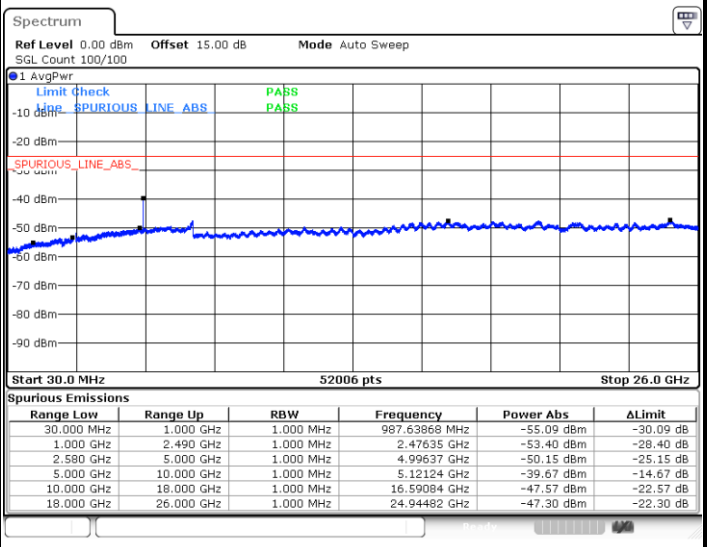

Spurious Emissions

Range Low	Range Up	RBW	Frequency	Power Abs	ΔLimit
30.000 MHz	1.000 GHz	1.000 MHz	987.63868 MHz	-55.09 dBm	-30.09 dB
1.000 GHz	2.490 GHz	1.000 MHz	2.47635 GHz	-53.40 dBm	-28.40 dB
2.580 GHz	5.000 GHz	1.000 MHz	4.99637 GHz	-50.15 dBm	-25.15 dB
5.000 GHz	10.000 GHz	1.000 MHz	5.12124 GHz	-39.67 dBm	-14.67 dB
10.000 GHz	18.000 GHz	1.000 MHz	16.59084 GHz	-47.57 dBm	-22.57 dB
18.000 GHz	26.000 GHz	1.000 MHz	24.94482 GHz	-47.30 dBm	-22.30 dB

Date: 5.JAN.2018 18:36:29

LTE Band 7 / 15MHz

Lowest Channel / QPSK

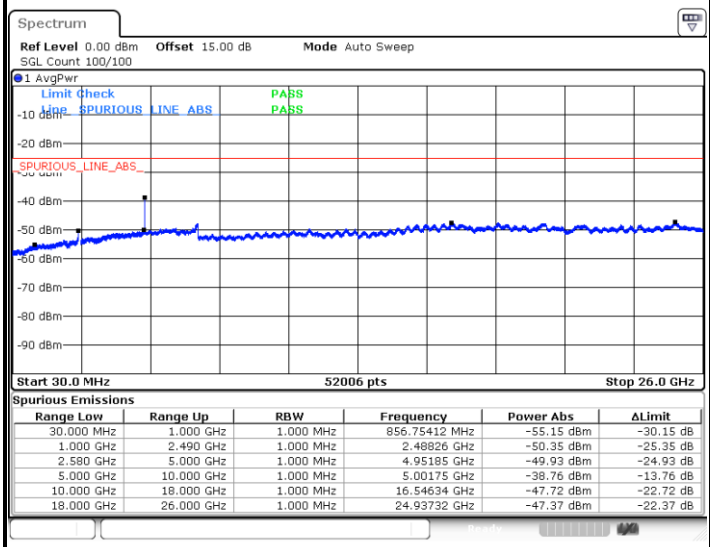

Spurious Emissions

Range Low	Range Up	RBW	Frequency	Power Abs	ΔLimit
30.000 MHz	1.000 GHz	1.000 MHz	856.75412 MHz	-55.15 dBm	-30.15 dB
1.000 GHz	2.490 GHz	1.000 MHz	2.48826 GHz	-50.35 dBm	-25.35 dB
2.580 GHz	5.000 GHz	1.000 MHz	4.95185 GHz	-49.93 dBm	-24.93 dB
5.000 GHz	10.000 GHz	1.000 MHz	5.00175 GHz	-38.76 dBm	-13.76 dB
10.000 GHz	18.000 GHz	1.000 MHz	16.54634 GHz	-47.72 dBm	-22.72 dB
18.000 GHz	26.000 GHz	1.000 MHz	24.93732 GHz	-47.37 dBm	-22.37 dB

Date: 5.JAN.2018 19:16:35

Lowest Channel / 16QAM

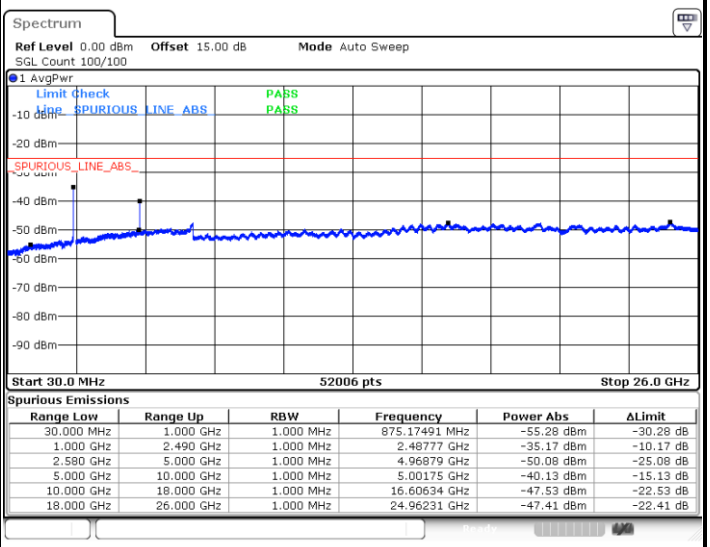

Spurious Emissions

Range Low	Range Up	RBW	Frequency	Power Abs	ΔLimit
30.000 MHz	1.000 GHz	1.000 MHz	875.17491 MHz	-55.28 dBm	-30.28 dB
1.000 GHz	2.490 GHz	1.000 MHz	2.48777 GHz	-35.17 dBm	-10.17 dB
2.580 GHz	5.000 GHz	1.000 MHz	4.96879 GHz	-50.08 dBm	-25.08 dB
5.000 GHz	10.000 GHz	1.000 MHz	5.00175 GHz	-40.13 dBm	-15.13 dB
10.000 GHz	18.000 GHz	1.000 MHz	16.60634 GHz	-47.53 dBm	-22.53 dB
18.000 GHz	26.000 GHz	1.000 MHz	24.96231 GHz	-47.41 dBm	-22.41 dB

Date: 5.JAN.2018 19:17:28

Middle Channel / QPSK

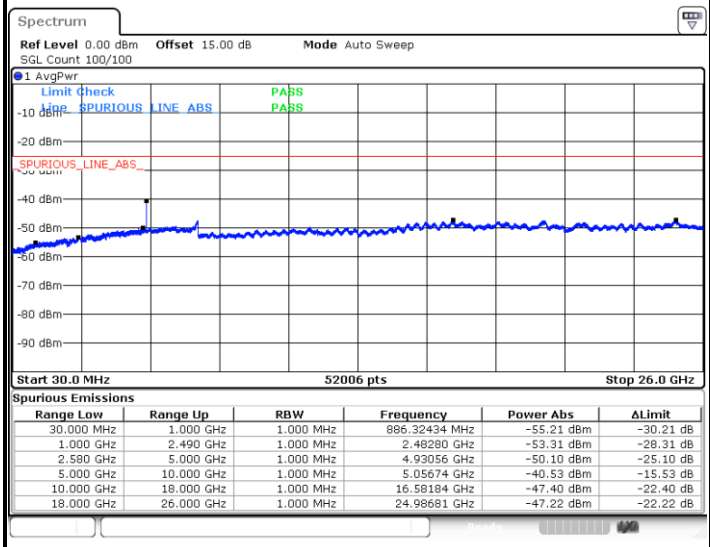

Spurious Emissions

Range Low	Range Up	RBW	Frequency	Power Abs	ΔLimit
30.000 MHz	1.000 GHz	1.000 MHz	886.32434 MHz	-55.21 dBm	-30.21 dB
1.000 GHz	2.490 GHz	1.000 MHz	2.48280 GHz	-53.31 dBm	-28.31 dB
2.580 GHz	5.000 GHz	1.000 MHz	4.93056 GHz	-50.10 dBm	-25.10 dB
5.000 GHz	10.000 GHz	1.000 MHz	5.05674 GHz	-40.53 dBm	-15.53 dB
10.000 GHz	18.000 GHz	1.000 MHz	16.58184 GHz	-47.40 dBm	-22.40 dB
18.000 GHz	26.000 GHz	1.000 MHz	24.98681 GHz	-47.22 dBm	-22.22 dB

Date: 5.JAN.2018 19:19:02

Middle Channel / 16QAM

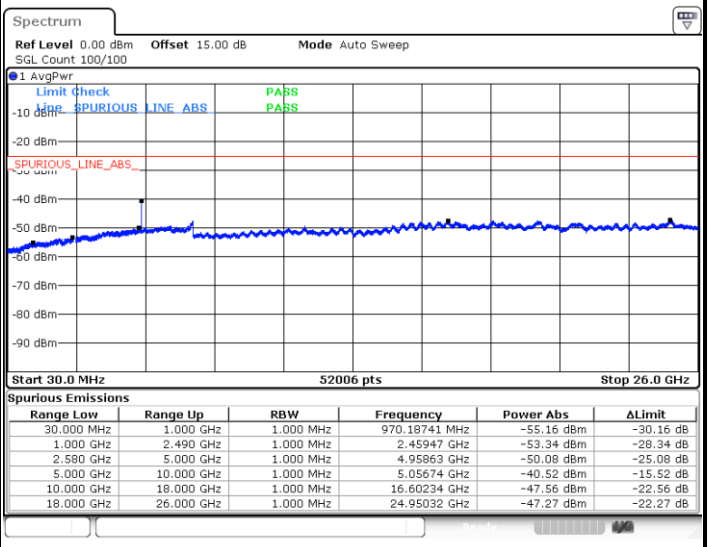

Spurious Emissions

Range Low	Range Up	RBW	Frequency	Power Abs	ΔLimit
30.000 MHz	1.000 GHz	1.000 MHz	970.18741 MHz	-55.16 dBm	-30.16 dB
1.000 GHz	2.490 GHz	1.000 MHz	2.45947 GHz	-53.34 dBm	-28.34 dB
2.580 GHz	5.000 GHz	1.000 MHz	4.95863 GHz	-50.08 dBm	-25.08 dB
5.000 GHz	10.000 GHz	1.000 MHz	5.05674 GHz	-40.52 dBm	-15.52 dB
10.000 GHz	18.000 GHz	1.000 MHz	16.60234 GHz	-47.56 dBm	-22.56 dB
18.000 GHz	26.000 GHz	1.000 MHz	24.95032 GHz	-47.27 dBm	-22.27 dB

Date: 5.JAN.2018 19:19:55

LTE Band7 / 15MHz

Highest Channel / QPSK

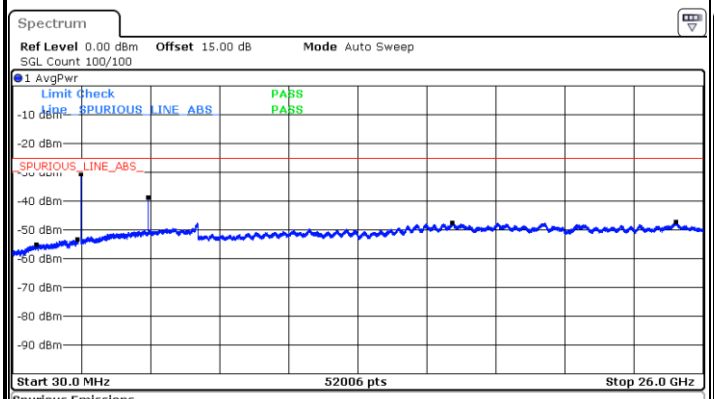

Spurious Emissions

Range Low	Range Up	RBW	Frequency	Power Abs	ΔLimit
30.000 MHz	1.000 GHz	1.000 MHz	907.16892 MHz	-55.16 dBm	-30.16 dB
1.000 GHz	2.490 GHz	1.000 MHz	2.45400 GHz	-53.44 dBm	-28.44 dB
2.580 GHz	5.000 GHz	1.000 MHz	2.58266 GHz	-30.71 dBm	-5.71 dB
5.000 GHz	10.000 GHz	1.000 MHz	5.11174 GHz	-38.66 dBm	-13.66 dB
10.000 GHz	18.000 GHz	1.000 MHz	16.56184 GHz	-47.62 dBm	-22.62 dB
18.000 GHz	26.000 GHz	1.000 MHz	24.99081 GHz	-47.41 dBm	-22.41 dB

Date: 5.JAN.2018 19:26:07

Highest Channel / 16QAM

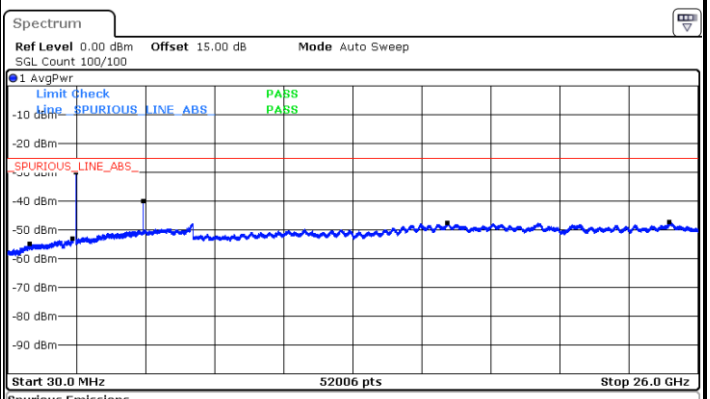

Spurious Emissions

Range Low	Range Up	RBW	Frequency	Power Abs	ΔLimit
30.000 MHz	1.000 GHz	1.000 MHz	861.11694 MHz	-54.87 dBm	-29.87 dB
1.000 GHz	2.490 GHz	1.000 MHz	2.47138 GHz	-53.07 dBm	-28.07 dB
2.580 GHz	5.000 GHz	1.000 MHz	2.58266 GHz	-30.02 dBm	-5.02 dB
5.000 GHz	10.000 GHz	1.000 MHz	5.11174 GHz	-40.10 dBm	-15.10 dB
10.000 GHz	18.000 GHz	1.000 MHz	16.55484 GHz	-47.61 dBm	-22.61 dB
18.000 GHz	26.000 GHz	1.000 MHz	24.91032 GHz	-47.37 dBm	-22.37 dB

Date: 5.JAN.2018 19:27:00

LTE Band 7 / 20MHz

Lowest Channel / QPSK

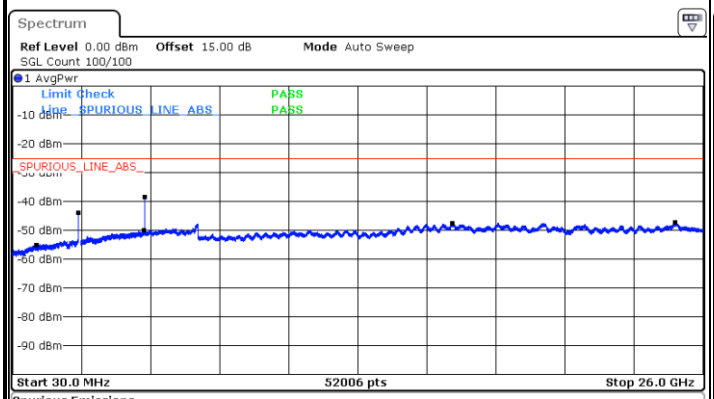

Spurious Emissions

Range Low	Range Up	RBW	Frequency	Power Abs	ΔLimit
30.000 MHz	1.000 GHz	1.000 MHz	909.59270 MHz	-55.01 dBm	-30.01 dB
1.000 GHz	2.490 GHz	1.000 MHz	2.48330 GHz	-43.85 dBm	-18.85 dB
2.580 GHz	5.000 GHz	1.000 MHz	4.97701 GHz	-50.02 dBm	-25.02 dB
5.000 GHz	10.000 GHz	1.000 MHz	5.00225 GHz	-38.45 dBm	-13.45 dB
10.000 GHz	18.000 GHz	1.000 MHz	16.56684 GHz	-47.52 dBm	-22.52 dB
18.000 GHz	26.000 GHz	1.000 MHz	24.96381 GHz	-47.36 dBm	-22.36 dB

Date: 5.JAN.2018 19:33:11

Lowest Channel / 16QAM

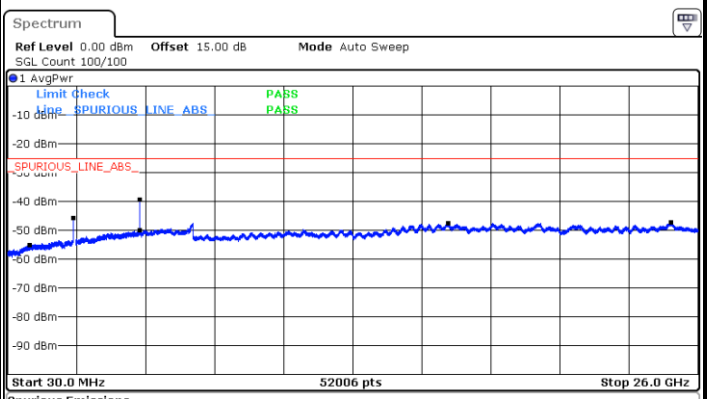

Spurious Emissions

Range Low	Range Up	RBW	Frequency	Power Abs	ΔLimit
30.000 MHz	1.000 GHz	1.000 MHz	855.78461 MHz	-55.06 dBm	-30.06 dB
1.000 GHz	2.490 GHz	1.000 MHz	2.48379 GHz	-45.66 dBm	-20.66 dB
2.580 GHz	5.000 GHz	1.000 MHz	4.98040 GHz	-50.09 dBm	-25.09 dB
5.000 GHz	10.000 GHz	1.000 MHz	5.00225 GHz	-39.52 dBm	-14.52 dB
10.000 GHz	18.000 GHz	1.000 MHz	16.58634 GHz	-47.46 dBm	-22.46 dB
18.000 GHz	26.000 GHz	1.000 MHz	24.96881 GHz	-47.22 dBm	-22.22 dB

Date: 5.JAN.2018 19:34:04

LTE Band 7 / 20MHz

Middle Channel / QPSK

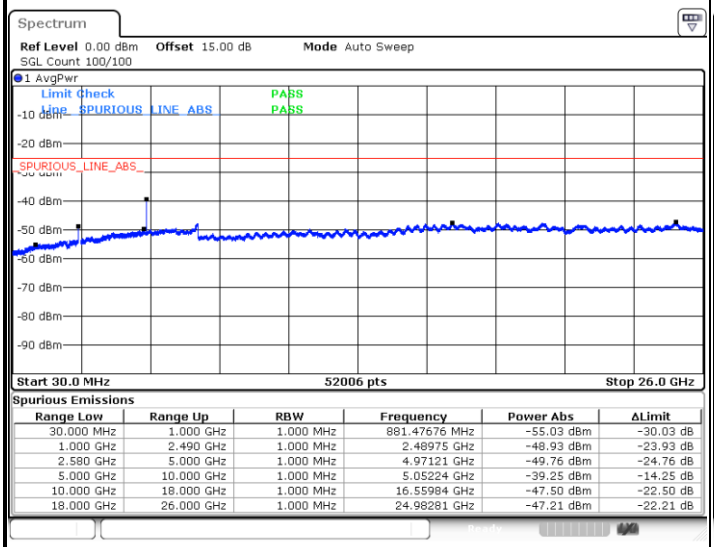

Spurious Emissions

Range Low	Range Up	RBW	Frequency	Power Abs	ΔLimit
30.000 MHz	1.000 GHz	1.000 MHz	881.47676 MHz	-55.03 dBm	-30.03 dB
1.000 GHz	2.490 GHz	1.000 MHz	2.48975 GHz	-48.93 dBm	-23.93 dB
2.580 GHz	5.000 GHz	1.000 MHz	4.97121 GHz	-49.76 dBm	-24.76 dB
5.000 GHz	10.000 GHz	1.000 MHz	5.05224 GHz	-39.25 dBm	-14.25 dB
10.000 GHz	18.000 GHz	1.000 MHz	16.55984 GHz	-47.50 dBm	-22.50 dB
18.000 GHz	26.000 GHz	1.000 MHz	24.98281 GHz	-47.21 dBm	-22.21 dB

Date: 5.JAN.2018 19:35:38

Middle Channel / 16QAM

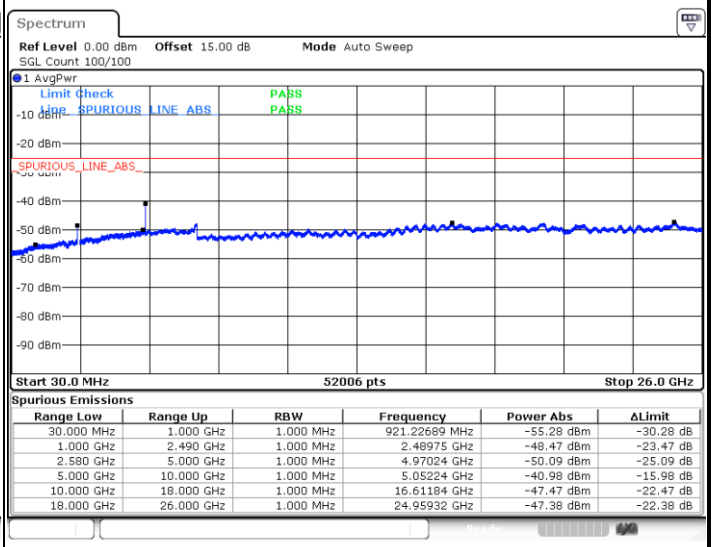

Spurious Emissions

Range Low	Range Up	RBW	Frequency	Power Abs	ΔLimit
30.000 MHz	1.000 GHz	1.000 MHz	921.22689 MHz	-55.28 dBm	-30.28 dB
1.000 GHz	2.490 GHz	1.000 MHz	2.48975 GHz	-48.47 dBm	-23.47 dB
2.580 GHz	5.000 GHz	1.000 MHz	4.97024 GHz	-50.09 dBm	-25.09 dB
5.000 GHz	10.000 GHz	1.000 MHz	5.05224 GHz	-40.98 dBm	-15.98 dB
10.000 GHz	18.000 GHz	1.000 MHz	16.61184 GHz	-47.47 dBm	-22.47 dB
18.000 GHz	26.000 GHz	1.000 MHz	24.95932 GHz	-47.38 dBm	-22.38 dB

Date: 5.JAN.2018 19:36:31

Highest Channel / QPSK

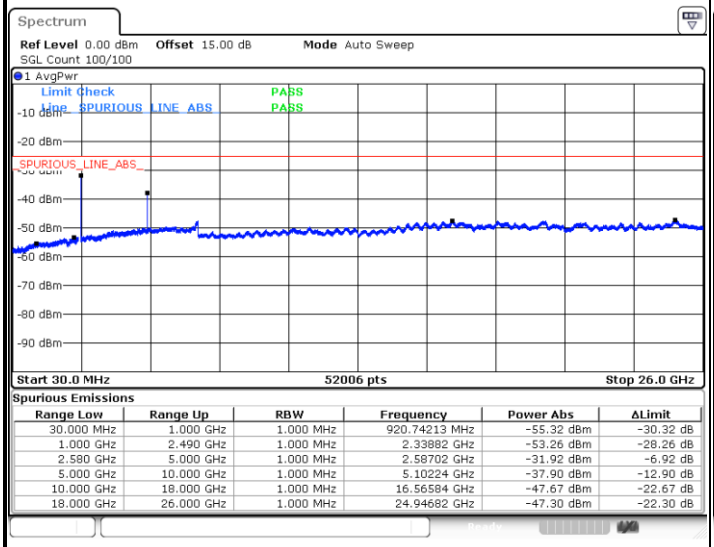

Spurious Emissions

Range Low	Range Up	RBW	Frequency	Power Abs	ΔLimit
30.000 MHz	1.000 GHz	1.000 MHz	920.74213 MHz	-55.32 dBm	-30.32 dB
1.000 GHz	2.490 GHz	1.000 MHz	2.33882 GHz	-53.26 dBm	-28.26 dB
2.580 GHz	5.000 GHz	1.000 MHz	2.58702 GHz	-31.92 dBm	-6.92 dB
5.000 GHz	10.000 GHz	1.000 MHz	5.10224 GHz	-37.90 dBm	-12.90 dB
10.000 GHz	18.000 GHz	1.000 MHz	16.56584 GHz	-47.67 dBm	-22.67 dB
18.000 GHz	26.000 GHz	1.000 MHz	24.94682 GHz	-47.30 dBm	-22.30 dB

Date: 5.JAN.2018 19:42:43

Highest Channel / 16QAM

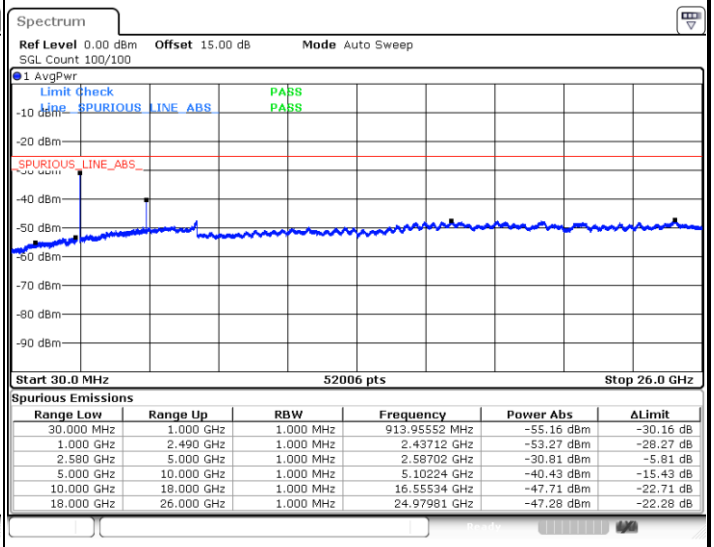

Spurious Emissions

Range Low	Range Up	RBW	Frequency	Power Abs	ΔLimit
30.000 MHz	1.000 GHz	1.000 MHz	913.95552 MHz	-55.16 dBm	-30.16 dB
1.000 GHz	2.490 GHz	1.000 MHz	2.43712 GHz	-53.27 dBm	-28.27 dB
2.580 GHz	5.000 GHz	1.000 MHz	2.58702 GHz	-30.81 dBm	-5.81 dB
5.000 GHz	10.000 GHz	1.000 MHz	5.10224 GHz	-40.43 dBm	-15.43 dB
10.000 GHz	18.000 GHz	1.000 MHz	16.55534 GHz	-47.71 dBm	-22.71 dB
18.000 GHz	26.000 GHz	1.000 MHz	24.97981 GHz	-47.28 dBm	-22.28 dB

Date: 5.JAN.2018 19:43:37

Frequency Stability

Test Conditions		LTE Band 4 (QPSK) / Middle Channel	Limit
Temperature (°C)	Voltage (Volt)	BW 10MHz	Note 2.
		Deviation (ppm)	Result
50	Normal Voltage	0.0010	PASS
40	Normal Voltage	0.0002	
30	Normal Voltage	0.0003	
20(Ref.)	Normal Voltage	0.0000	
10	Normal Voltage	0.0001	
0	Normal Voltage	0.0002	
-10	Normal Voltage	0.0003	
-20	Normal Voltage	0.0006	
-30	Normal Voltage	0.0016	
20	Maximum Voltage	0.0001	
20	Normal Voltage	0.0000	
20	Battery End Point	0.0002	

Note:

1. Normal Voltage =3.85 V.；Battery End Point (BEP) =3.5 V.；Maximum Voltage =4.35 V.
2. Note: The frequency fundamental emissions stay within the authorized frequency block.

Test Conditions		LTE Band 2 (QPSK) / Middle Channel	Limit
Temperature (°C)	Voltage (Volt)	BW 10MHz	Note 2.
		Deviation (ppm)	Result
50	Normal Voltage	0.0003	PASS
40	Normal Voltage	0.0002	
30	Normal Voltage	0.0002	
20(Ref.)	Normal Voltage	0.0000	
10	Normal Voltage	0.0001	
0	Normal Voltage	0.0002	
-10	Normal Voltage	0.0004	
-20	Normal Voltage	0.0001	
-30	Normal Voltage	0.0003	
20	Maximum Voltage	0.0019	
20	Normal Voltage	0.0000	
20	Battery End Point	0.0009	

Note:

1. Normal Voltage =3.85 V.；Battery End Point (BEP) =3.5 V.；Maximum Voltage =4.35 V.
2. Note: The frequency fundamental emissions stay within the authorized frequency block.

Test Conditions		LTE Band 7 (QPSK) / Middle Channel	Limit
Temperature (°C)	Voltage (Volt)	BW 10MHz	Note 2.
		Deviation (ppm)	Result
50	Normal Voltage	0.0002	PASS
40	Normal Voltage	0.0002	
30	Normal Voltage	0.0003	
20(Ref.)	Normal Voltage	0.0000	
10	Normal Voltage	0.0002	
0	Normal Voltage	0.0003	
-10	Normal Voltage	0.0002	
-20	Normal Voltage	0.0007	
-30	Normal Voltage	0.0009	
20	Maximum Voltage	0.0004	
20	Normal Voltage	0.0000	
20	Battery End Point	0.0004	

Note:

1. Normal Voltage =3.85 V.；Battery End Point (BEP) =3.5 V.；Maximum Voltage =4.35 V.
2. Note: The frequency fundamental emissions stay within the authorized frequency block.

Appendix B. Test Results of Radiated Test

Radiated Spurious Emission

For Sample 1

LTE Band 4 / 1.4MHz / QPSK / RB Size 1 Offset 0 with SIM 1									
Channel	Frequency (MHz)	EIRP (dBm)	Limit (dBm)	Over Limit (dB)	SPA Reading (dBm)	S.G. Power (dBm)	TX Cable loss (dB)	TX Antenna Gain (dBi)	Polarization (H/V)
Middle	3463.74	-58.76	-13	-45.76	-76.68	-65.61	5.65	12.50	H
	5195.61	-55.58	-13	-42.58	-78.73	-61.25	7.13	12.80	H
	6927.48	-53.02	-13	-40.02	-78.75	-56.42	8.40	11.80	H
	3463.74	-58.27	-13	-45.27	-76.55	-65.12	5.65	12.50	V
	5195.61	-54.98	-13	-41.98	-78.8	-60.65	7.13	12.80	V
	6927.48	-52.53	-13	-39.53	-78.79	-55.93	8.40	11.80	V

Remark: Spurious emissions within 30-1000MHz were found more than 20dB below limit line.

LTE Band 4 / 3MHz / QPSK / RB Size 1 Offset 0 with SIM 1									
Channel	Frequency (MHz)	EIRP (dBm)	Limit (dBm)	Over Limit (dB)	SPA Reading (dBm)	S.G. Power (dBm)	TX Cable loss (dB)	TX Antenna Gain (dBi)	Polarization (H/V)
Middle	3462.48	-62.03	-13	-49.03	-81.36	-70.26	4.37	12.60	H
	5193.72	-59.12	-13	-46.12	-83.28	-66.88	4.94	12.70	H
	6924.96	-59.73	-13	-46.73	-83.64	-65.11	6.32	11.70	H
	3462.48	-65.42	-13	-52.42	-81.5	-73.65	4.37	12.60	V
	5193.72	-63.89	-13	-50.89	-83.4	-71.65	4.94	12.70	V
	6924.96	-59.77	-13	-46.77	-83.68	-65.15	6.32	11.70	V

Remark: Spurious emissions within 30-1000MHz were found more than 20dB below limit line.

LTE Band 4 / 5MHz / QPSK with SIM 1									
Channel	Frequency (MHz)	EIRP (dBm)	Limit (dBm)	Over Limit (dB)	SPA Reading (dBm)	S.G. Power (dBm)	TX Cable loss (dB)	TX Antenna Gain (dBi)	Polarization (H/V)
Middle	3460.68	-61.99	-13	-48.99	-81.32	-70.22	4.37	12.60	H
	5191.02	-59.09	-13	-46.09	-83.25	-66.85	4.94	12.70	H
	6921.36	-59.65	-13	-46.65	-83.56	-65.03	6.32	11.70	H
	3460.68	-65.20	-13	-52.20	-81.28	-73.43	4.37	12.60	V
	5191.02	-63.91	-13	-50.91	-83.42	-71.67	4.94	12.70	V
	6921.36	-59.68	-13	-46.68	-83.59	-65.06	6.32	11.70	V

Remark: Spurious emissions within 30-1000MHz were found more than 20dB below limit line.

LTE Band 4 / 10MHz / QPSK / RB Size 1 Offset 0 with SIM 1									
Channel	Frequency (MHz)	EIRP (dBm)	Limit (dBm)	Over Limit (dB)	SPA Reading (dBm)	S.G. Power (dBm)	TX Cable loss (dB)	TX Antenna Gain (dBi)	Polarization (H/V)
Middle	3456.18	-61.95	-13	-48.95	-81.28	-70.18	4.37	12.60	H
	5184.27	-58.88	-13	-45.88	-83.04	-66.64	4.94	12.70	H
	6912.36	-59.68	-13	-46.68	-83.59	-65.06	6.32	11.70	H
	3456.18	-65.28	-13	-52.28	-81.36	-73.51	4.37	12.60	V
	5184.27	-63.64	-13	-50.64	-83.15	-71.40	4.94	12.70	V
	6912.36	-59.80	-13	-46.80	-83.71	-65.18	6.32	11.70	V

Remark: Spurious emissions within 30-1000MHz were found more than 20dB below limit line.

LTE Band 4 / 15MHz / QPSK / RB Size 1 Offset 0 with SIM 1									
Channel	Frequency (MHz)	EIRP (dBm)	Limit (dBm)	Over Limit (dB)	SPA Reading (dBm)	S.G. Power (dBm)	TX Cable loss (dB)	TX Antenna Gain (dBi)	Polarization (H/V)
Middle	3451.68	-62.26	-13	-49.26	-81.59	-70.49	4.37	12.60	H
	5177.52	-59.06	-13	-46.06	-83.22	-66.82	4.94	12.70	H
	6903.36	-59.71	-13	-46.71	-83.62	-65.09	6.32	11.70	H
	3451.68	-65.49	-13	-52.49	-81.57	-73.72	4.37	12.60	V
	5177.52	-63.73	-13	-50.73	-83.24	-71.49	4.94	12.70	V
	6903.36	-59.75	-13	-46.75	-83.66	-65.13	6.32	11.70	V

Remark: Spurious emissions within 30-1000MHz were found more than 20dB below limit line.

LTE Band 4 / 20MHz / QPSK / RB Size 1 Offset 0 with SIM 1									
Channel	Frequency (MHz)	EIRP (dBm)	Limit (dBm)	Over Limit (dB)	SPA Reading (dBm)	S.G. Power (dBm)	TX Cable loss (dB)	TX Antenna Gain (dBi)	Polarization (H/V)
Middle	3447.18	-62.23	-13	-49.23	-81.56	-70.46	4.37	12.60	H
	5170.77	-59.12	-13	-46.12	-83.28	-66.88	4.94	12.70	H
	6894.36	-59.81	-13	-46.81	-83.72	-65.19	6.32	11.70	H
	3447.18	-65.37	-13	-52.37	-81.45	-73.60	4.37	12.60	V
	5170.77	-63.73	-13	-50.73	-83.24	-71.49	4.94	12.70	V
	6894.36	-59.94	-13	-46.94	-83.85	-65.32	6.32	11.70	V

Remark: Spurious emissions within 30-1000MHz were found more than 20dB below limit line.

LTE Band 4 / 1.4MHz / QPSK / RB Size 1 Offset 0 with SIM 2									
Channel	Frequency (MHz)	EIRP (dBm)	Limit (dBm)	Over Limit (dB)	SPA Reading (dBm)	S.G. Power (dBm)	TX Cable loss (dB)	TX Antenna Gain (dBi)	Polarization (H/V)
Middle	3463.74	-62.12	-13	-49.12	-81.45	-70.35	4.37	12.60	H
	5195.61	-59.37	-13	-46.37	-83.53	-67.13	4.94	12.70	H
	6927.48	-59.71	-13	-46.71	-83.62	-65.09	6.32	11.70	H
	3463.74	-65.40	-13	-52.40	-81.48	-73.63	4.37	12.60	V
	5195.61	-63.84	-13	-50.84	-83.35	-71.60	4.94	12.70	V
	6927.48	-59.81	-13	-46.81	-83.72	-65.19	6.32	11.70	V

Remark: Spurious emissions within 30-1000MHz were found more than 20dB below limit line.

LTE Band 2 / 1.4MHz / QPSK / RB Size 1 Offset 0									
Channel	Frequency (MHz)	EIRP (dBm)	Limit (dBm)	Over Limit (dB)	SPA Reading (dBm)	S.G. Power (dBm)	TX Cable loss (dB)	TX Antenna Gain (dBi)	Polarization (H/V)
Middle	3758.92	-57.81	-13	-44.81	-77.14	-64.56	5.85	12.60	H
	5638.38	-45.63	-13	-32.63	-68.79	-51.43	7.30	13.10	H
	7517.84	-51.81	-13	-38.81	-78.83	-54.96	8.35	11.50	H
	3758.92	-57.91	-13	-44.91	-77.51	-64.66	5.85	12.60	V
	5638.38	-45.89	-13	-32.89	-69.62	-51.69	7.30	13.10	V
	7517.84	-51.80	-13	-38.80	-78.85	-54.95	8.35	11.50	V

Remark: Spurious emissions within 30-1000MHz were found more than 20dB below limit line.

LTE Band 2 / 3MHz / QPSK / RB Size 1 Offset 0									
Channel	Frequency (MHz)	EIRP (dBm)	Limit (dBm)	Over Limit (dB)	SPA Reading (dBm)	S.G. Power (dBm)	TX Cable loss (dB)	TX Antenna Gain (dBi)	Polarization (H/V)
Middle	3757.48	-58.15	-13	-45.15	-77.48	-64.90	5.85	12.60	H
	5636.22	-48.12	-13	-35.12	-71.28	-53.92	7.30	13.10	H
	7514.96	-51.85	-13	-38.85	-78.88	-55.00	8.35	11.50	H
	3757.48	-57.75	-13	-44.75	-77.35	-64.50	5.85	12.60	V
	5636.22	-48.56	-13	-35.56	-72.29	-54.36	7.30	13.10	V
	7514.96	-51.34	-13	-38.34	-78.4	-54.49	8.35	11.50	V

Remark: Spurious emissions within 30-1000MHz were found more than 20dB below limit line.

LTE Band 2 / 5MHz / QPSK / RB Size 1 Offset 0									
Channel	Frequency (MHz)	EIRP (dBm)	Limit (dBm)	Over Limit (dB)	SPA Reading (dBm)	S.G. Power (dBm)	TX Cable loss (dB)	TX Antenna Gain (dBi)	Polarization (H/V)
Middle	3755.68	-58.12	-13	-45.12	-77.45	-64.87	5.85	12.60	H
	5633.52	-48.57	-13	-35.57	-71.73	-54.37	7.30	13.10	H
	7511.36	-51.89	-13	-38.89	-78.92	-55.04	8.35	11.50	H
	3755.68	-57.72	-13	-44.72	-77.32	-64.47	5.85	12.60	V
	5633.52	-43.39	-13	-30.39	-67.12	-49.19	7.30	13.10	V
	7511.36	-51.69	-13	-38.69	-78.75	-54.84	8.35	11.50	V

Remark: Spurious emissions within 30-1000MHz were found more than 20dB below limit line.

LTE Band 2 / 10MHz / QPSK / RB Size 1 Offset 0									
Channel	Frequency (MHz)	EIRP (dBm)	Limit (dBm)	Over Limit (dB)	SPA Reading (dBm)	S.G. Power (dBm)	TX Cable loss (dB)	TX Antenna Gain (dBi)	Polarization (H/V)
Middle	3751.18	-57.87	-13	-44.87	-77.20	-64.62	5.85	12.60	H
	5626.77	-43.56	-13	-30.56	-66.80	-49.36	7.30	13.10	H
	7502	-51.78	-13	-38.78	-78.92	-54.93	8.35	11.50	H
	3751.18	-57.64	-13	-44.64	-77.24	-64.39	5.85	12.60	V
	5626.77	-46.38	-13	-33.38	-70.2	-52.18	7.30	13.10	V
	7502	-51.71	-13	-38.71	-78.86	-54.86	8.35	11.50	V

Remark: Spurious emissions within 30-1000MHz were found more than 20dB below limit line.

LTE Band 2 / 15MHz / QPSK / RB Size 1 Offset 0									
Channel	Frequency (MHz)	EIRP (dBm)	Limit (dBm)	Over Limit (dB)	SPA Reading (dBm)	S.G. Power (dBm)	TX Cable loss (dB)	TX Antenna Gain (dBi)	Polarization (H/V)
Middle	3746.68	-58.19	-13	-45.19	-77.52	-64.94	5.85	12.60	H
	5620.02	-45.06	-13	-32.06	-68.30	-50.86	7.30	13.10	H
	7493.36	-51.79	-13	-38.79	-78.93	-54.94	8.35	11.50	H
	3746.68	-57.56	-13	-44.56	-77.16	-64.31	5.85	12.60	V
	5620.02	-47.11	-13	-34.11	-70.93	-52.91	7.30	13.10	V
	7493.36	-51.74	-13	-38.74	-78.89	-54.89	8.35	11.50	V

Remark: Spurious emissions within 30-1000MHz were found more than 20dB below limit line.

LTE Band 2 / 20MHz / QPSK / RB Size 1 Offset 0									
Channel	Frequency (MHz)	EIRP (dBm)	Limit (dBm)	Over Limit (dB)	SPA Reading (dBm)	S.G. Power (dBm)	TX Cable loss (dB)	TX Antenna Gain (dBi)	Polarization (H/V)
Middle	3742.18	-58.23	-13	-45.23	-77.54	-64.98	5.85	12.60	H
	5613.27	-45.64	-13	-32.64	-68.95	-51.44	7.30	13.10	H
	7484.36	-51.75	-13	-38.75	-79.01	-54.90	8.35	11.50	H
	3742.18	-57.91	-13	-44.91	-77.51	-64.66	5.85	12.60	V
	5613.27	-45.54	-13	-32.54	-69.43	-51.34	7.30	13.10	V
	7484.36	-51.61	-13	-38.61	-78.86	-54.76	8.35	11.50	V

Remark: Spurious emissions within 30-1000MHz were found more than 20dB below limit line.

LTE Band 7 / 5MHz / QPSK / RB Size 1 Offset 0									
Channel	Frequency (MHz)	EIRP (dBm)	Limit (dBm)	Over Limit (dB)	SPA Reading (dBm)	S.G. Power (dBm)	TX Cable loss (dB)	TX Antenna Gain (dBi)	Polarization (H/V)
Middle	5065.68	-51.96	-25	-26.96	-76.69	-57.52	7.14	12.70	H
	7598.52	-49.04	-25	-24.04	-78.12	-52.34	8.30	11.60	H
	10131.36	-45.18	-25	-20.18	-79.21	-46.70	10.48	12.00	H
	5065.68	-50.86	-25	-25.86	-76.38	-56.42	7.14	12.70	V
	7598.52	-48.56	-25	-23.56	-77.77	-51.86	8.30	11.60	V
	10131.36	-45.30	-25	-20.30	-79.1	-46.82	10.48	12.00	V

Remark: Spurious emissions within 30-1000MHz were found more than 20dB below limit line.

LTE Band 7 / 10MHz / QPSK / RB Size 1 Offset 0									
Channel	Frequency (MHz)	EIRP (dBm)	Limit (dBm)	Over Limit (dB)	SPA Reading (dBm)	S.G. Power (dBm)	TX Cable loss (dB)	TX Antenna Gain (dBi)	Polarization (H/V)
Middle	5061.18	-52.13	-25	-27.13	-76.86	-57.69	7.14	12.70	H
	7591.77	-49.08	-25	-24.08	-78.16	-52.38	8.30	11.60	H
	10122.36	-44.82	-25	-19.82	-78.85	-46.34	10.48	12.00	H
	5061.18	-51.31	-25	-26.31	-76.83	-56.87	7.14	12.70	V
	7591.77	-48.82	-25	-23.82	-78.03	-52.12	8.30	11.60	V
	10122.36	-45.49	-25	-20.49	-79.29	-47.01	10.48	12.00	V

Remark: Spurious emissions within 30-1000MHz were found more than 20dB below limit line.

LTE Band 7 / 15MHz / QPSK / RB Size 1 Offset 0									
Channel	Frequency (MHz)	EIRP (dBm)	Limit (dBm)	Over Limit (dB)	SPA Reading (dBm)	S.G. Power (dBm)	TX Cable loss (dB)	TX Antenna Gain (dBi)	Polarization (H/V)
Middle	5056.68	-51.65	-25	-26.65	-76.38	-57.21	7.14	12.70	H
	7585.02	-48.98	-25	-23.98	-78.17	-52.28	8.30	11.60	H
	10113.36	-45.15	-25	-20.15	-79.19	-46.67	10.48	12.00	H
	5056.68	-51.16	-25	-26.16	-76.68	-56.72	7.14	12.70	V
	7585.02	-48.76	-25	-23.76	-78.06	-52.06	8.30	11.60	V
	10113.36	-45.35	-25	-20.35	-79.13	-46.87	10.48	12.00	V

Remark: Spurious emissions within 30-1000MHz were found more than 20dB below limit line.

LTE Band 7 / 20MHz / QPSK / RB Size 1 Offset 0									
Channel	Frequency (MHz)	EIRP (dBm)	Limit (dBm)	Over Limit (dB)	SPA Reading (dBm)	S.G. Power (dBm)	TX Cable loss (dB)	TX Antenna Gain (dBi)	Polarization (H/V)
Middle	5052.18	-51.88	-25	-26.88	-76.60	-57.44	7.14	12.70	H
	7578.27	-48.81	-25	-23.81	-78.00	-52.11	8.30	11.60	H
	10104.36	-45.55	-25	-20.55	-79.59	-47.07	10.48	12.00	H
	5052.18	-51.94	-25	-26.94	-77.47	-57.50	7.14	12.70	V
	7578.27	-49.07	-25	-24.07	-78.37	-52.37	8.30	11.60	V
	10104.36	-45.55	-25	-20.55	-79.33	-47.07	10.48	12.00	V

Remark: Spurious emissions within 30-1000MHz were found more than 20dB below limit line.

For Sample 2

LTE Band 4 / 1.4MHz / QPSK / RB Size 1 Offset 0 with SIM 1									
Channel	Frequency (MHz)	EIRP (dBm)	Limit (dBm)	Over Limit (dB)	SPA Reading (dBm)	S.G. Power (dBm)	TX Cable loss (dB)	TX Antenna Gain (dBi)	Polarization (H/V)
Middle	3463.74	-61.90	-13	-48.90	-81.23	-70.13	4.37	12.60	H
	5195.61	-59.16	-13	-46.16	-83.32	-66.92	4.94	12.70	H
	6927.48	-60.44	-13	-47.44	-84.35	-65.82	6.32	11.70	H
	3463.74	-65.20	-13	-52.20	-81.28	-73.43	4.37	12.60	V
	5195.61	-64.25	-13	-51.25	-83.76	-72.01	4.94	12.70	V
	6927.48	-60.32	-13	-47.32	-84.23	-65.70	6.32	11.70	V

Remark: Spurious emissions within 30-1000MHz were found more than 20dB below limit line.

LTE Band 2 / 5MHz / QPSK / RB Size 1 Offset 0									
Channel	Frequency (MHz)	EIRP (dBm)	Limit (dBm)	Over Limit (dB)	SPA Reading (dBm)	S.G. Power (dBm)	TX Cable loss (dB)	TX Antenna Gain (dBi)	Polarization (H/V)
Middle	3755.68	-47.42	-13	-34.42	-66.75	-54.17	5.85	12.60	H
	5633.52	-47.39	-13	-34.39	-70.55	-53.19	7.30	13.10	H
	7511.36	-45.30	-13	-32.30	-72.33	-48.45	8.35	11.50	H
	3755.68	-53.35	-13	-40.35	-72.95	-60.10	5.85	12.60	V
	5633.52	-52.16	-13	-39.16	-75.89	-57.96	7.30	13.10	V
	7511.36	-48.74	-13	-35.74	-75.8	-51.89	8.35	11.50	V

Remark: Spurious emissions within 30-1000MHz were found more than 20dB below limit line.

LTE Band 7 / 10MHz / QPSK / RB Size 1 Offset 0									
Channel	Frequency (MHz)	EIRP (dBm)	Limit (dBm)	Over Limit (dB)	SPA Reading (dBm)	S.G. Power (dBm)	TX Cable loss (dB)	TX Antenna Gain (dBi)	Polarization (H/V)
Middle	5061.18	-53.22	-25	-28.22	-77.95	-58.78	7.14	12.70	H
	7591.77	-47.92	-25	-22.92	-77.00	-51.22	8.30	11.60	H
	10122.36	-44.38	-25	-19.38	-78.41	-45.90	10.48	12.00	H
	5061.18	-52.32	-25	-27.32	-77.84	-57.88	7.14	12.70	V
	7591.77	-48.25	-25	-23.25	-77.46	-51.55	8.30	11.60	V
	10122.36	-44.61	-25	-19.61	-78.41	-46.13	10.48	12.00	V

Remark: Spurious emissions within 30-1000MHz were found more than 20dB below limit line.