SENTON
EMV-Prüfzentrum EMI/EMC-Testcenter

Straubing, 09 July 2002

T E S T - R E P O R T

No. 51935-20358

for

SHT9 C4/US

Remote Control Transmitter

Applicant:	SVS Nachrichtentechnik GmbH
Purpose of testing:	To show compliance with
	FCC Code of Federal Regulations, Part 15 Subpart C, Section §15.249
	Industry Canada Radio Standards Specification RSS-210 Issue 4, Section 6.1 (Category I Equipment)

Note:
The test data of this report relate only to the individual item which has been tested. This report shall not be reproduced except in full extent without the written approval of the testing laboratory.

Table of Contents

1. Administrative Data 3

2. Identification of Test Laboratory 4

3. Summary of Test Results 5

4. Operation Mode of EUT 6

5. Configuration of EUT and Peripheral Devices 7

6. Measuring Methods 8

6.1. Radiated Emission 30 MHz - 1 GHz (FCC §15.205.a,b, §15.209, §15.249 (a) / RSS-210 Sections 6.1.1.b, 6.3) 9

6.2. Radiated Emission 1 GHz - 40 GHz (FCC §15.205.a,b, §15.209, §15.249 (a) / RSS-210 Sections 6.1.1.b, 6.3) 11

7. Equipment List 13

8. Photographs Taken During Testing 15

9. List of Measurements 22

9.1. List of Measurements According To FCC Part 15 Subpart C 23

9.2. List of Measurements According To Industry Canada RSS-210 23

10. Referenced Regulations 24

11. Test Results 25

Charts taken during Testing 27

1. Administrative Data

Equipment Under Test (EUT):	SHT9 C4/US
Serial number(s):	0001
Type of equipment:	Remote Control Transmitter
Parts/accessories:	---
FCC-ID:	
Applicant: (full address)	SVS Nachrichtentechnik GmbH Zeppelinstrasse 10 72818 Trochtelfingen / GERMANY
Contract identification:	---
Contact person:	Mr. Simon
Manufacturer:	SVS Nachrichtentechnik GmbH
Receipt of EUT:	31 May 2002
Date of test:	June to July 2002
Note:	---
Responsible for testing:	Thomas Eberl
Responsible for test report:	Thomas Eberl

2. Identification of Test Laboratory

Test Laboratory: (full address):	Senton GmbH EMI/EMC Test Center Aeussere Fruehlingstrasse 45 D-94315 Straubing Germany	
Contact person:	Mr. Johann Roidt	
Communication:	Telephone Fax eMail:	(+49) 0 94 21 / 55 22-0 (+49) 0 94 21 / 55 22-99 Office@senton.de
FCC registration number:	90926	
Industry Canada file number:	IC 3050	

3. Summary of Test Results

The tested sample complies with the requirements set forth in the

Code of Regulations Part 15 Subpart C, Section §15.249 (intentional radiators) of the Federal Communication Commission (FCC)

and the

Radio Standards Specification RSS-210 Issue 4, Section 6.1 for Low Power Licence-Exempt Radiocommuniction Devices (all frequency bands).

Johann Roidt
Technical Manager

Thomas Eberl
Test Engineer

4. Operation Mode of EUT

TX continuously active with internal modulation

5. Configuration of EUT and Peripheral Devices

Configuration of cables of EUT

- Not applicable

Configuration of peripheral devices connected to EUT

- Not applicable

6. Measuring Methods

6.1. Radiated Emission 30 MHz - 1 GHz (FCC §15.205.a,b, §15.209, §15.249 (a) / RSS-210 Sections 6.1.1.b, 6.3)

Radiated emissions are measured over the frequency range from 30 MHz to 1 GHz. The bandwidth of the EMI-receiver is set to 120 kHz and the detector-function is set to CISPR quasi-peak.
The test setup is made in accordance with ANSI C63.4-1992.
Measurements are made in both the horizontal and vertical planes of polarization.
Preliminary scans are taken in a semi-anechoic room using a spectrum analyzer with the detector function set to peak. Hand-held or body-worn devices are rotated through three orthogonal axes to determine which attitude and configuration produces the highest emission relative to the limit and therefore shall be used for final testing.
All tests are performed at a test-distance of 3 meters.
For final testing an open-area test-site is used. During the tests the EUT is rotated all around and the receiving-antenna is raised and lowered from 1 meter to 4 meters to find the maximum levels of emissions. The cables and equipment is placed and moved within the range of position likely to find their maximum emissions.

See figure 1. for the measurement setup.

Test equipment used (see equipment list for details):
01, 02, 05, 12, 38, 39, 40, 41, 58, 61, 64, 66

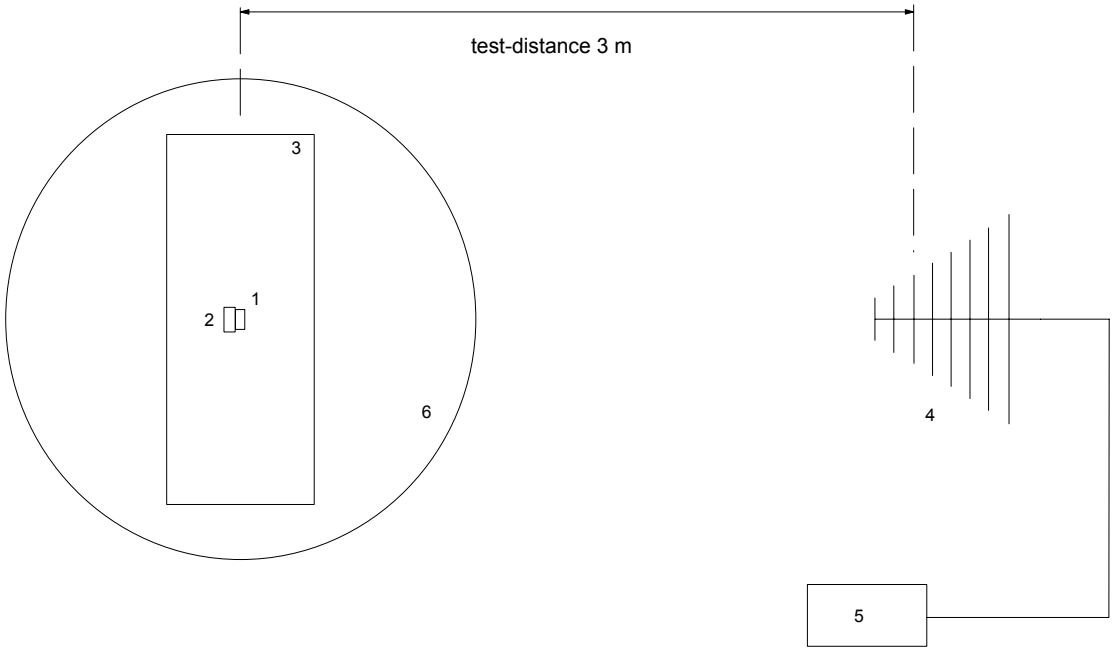

Figure 1: Measurement setup for radiated emission test below 1 GHz

1	Transmitter (EUT)	4	Measurement antenna
2	Wooden pedestal (if necessary)	5	Test receiver
3	Wooden table	6	Turn table

6.2. Radiated Emission 1 GHz - 40 GHz (FCC §15.205.a,b, §15.209, §15.249 (a) / RSS-210 Sections 6.1.1.b, 6.3)

Radiated emissions are measured in the frequency range 1 GHz to 10 GHz. Resolution and video bandwidth of the spectrum analyzer are set to 1 MHz.
Hand-held or body-worn devices are rotated through three orthogonal axes to determine which attitude and configuration produces the highest emission relative to the limit and therefore shall be used for final testing.
Additional measurements are performed at critical frequencies with reduced span.
EUT is rotated all around and receiving antenna is raised and lowered to find the maximum levels of emission. The cables and equipment are placed and moved within the range of position likely to find their maximum emissions.
All tests are performed in a semi-anechoic chamber with a test-distance of 3 meters.
If possible preamplifiers are used for the whole frequency range. Special care is taken to avoid overload in transmit mode (using appropriate attenuators if necessary).

See figure 2 for the measurement setup.

Test equipment used (see equipment list for details):
02, 13, 14, 16, ,42, 44, 45, 57, 64

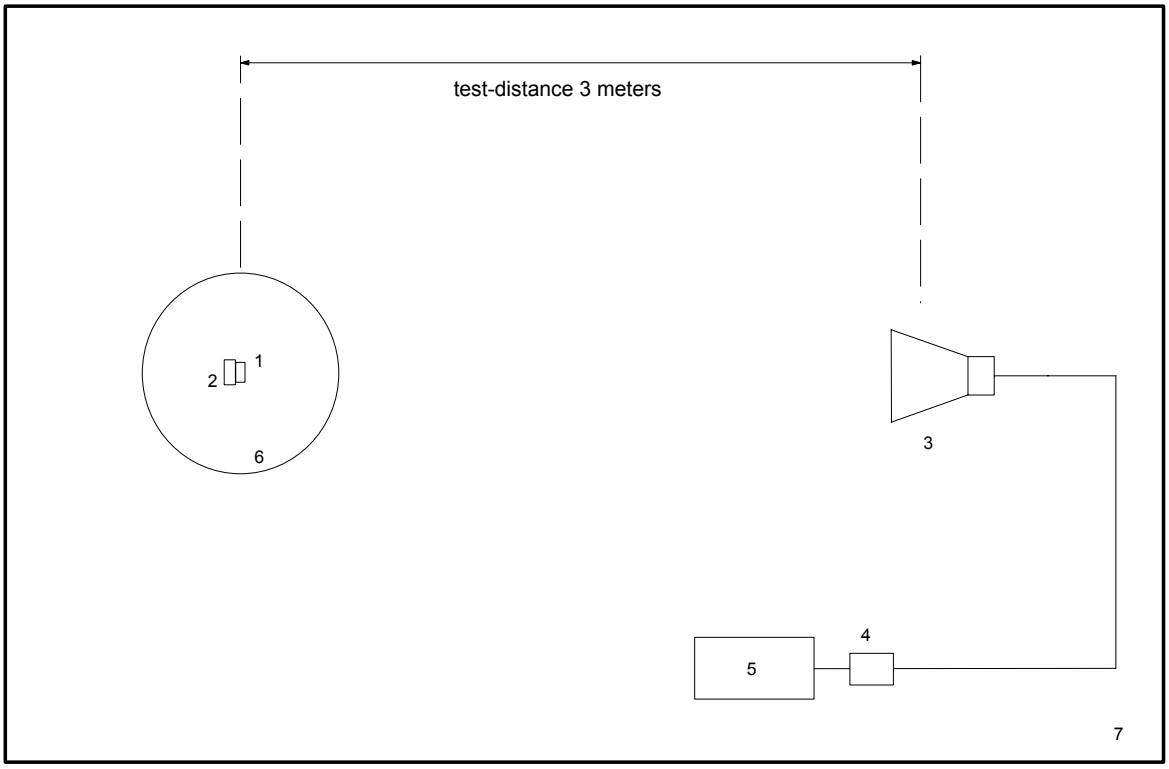

Figure 2: Measurement setup for radiated emission test above 1 GHz

1 Transmitter (EUT)
2 Wooden pedestal (if necessary)
3 Measurement antenna
4 Preamplifier (if applicable)
5 Spectrum analyzer
6 Turn table
7 Semi anechoic room

7. Equipment List

To facilitate reference to test equipment used for related tests, each item of test equipment and ancillaries such as cables are identified (numbered) by the Test Laboratory.

No.	Type	Model	Serial Number	Manufacturer
01	Spectrum Analyzer	R 3271	05050023	Advantest
02	EMI Test Receiver	ESMI	839379/013 839587/006	Rohde & Schwarz
03	Test Receiver	ESH 3	880112/032	Rohde & Schwarz
04	Test Receiver	ESHS 10	860043/016	Rohde & Schwarz
05	Test Receiver	ESV	881414/009	Rohde & Schwarz
06	Test Receiver	ESVP	881120/024	Rohde & Schwarz
07	Audio Analyzer	UPA	862954	Rohde & Schwarz
08	Power Meter	NRVS	836856/015	Rohde & Schwarz
09	Power Sensor	NRV-Z52	837901/030	Rohde & Schwarz
10	Power Sensor	NRV-Z4	863828/015	Rohde & Schwarz
11	Preamplifier	ESV-Z3	860907/004	Rohde & Schwarz
12	Preamplifier	R14601		Advantest
13	Preamplifier	ACX/080-3030	32640	CTT
14	Preamplifier	ACO/180-3530	32641	CTT
15	Signal Generator	SMS	872166/039	Rohde & Schwarz
16	Signal Generator	HP 8673 D	2930A00966	Hewlett Packard
17	Waveform Generator	HP 33120 A	US34005375	Hewlett Packard
18	Attenuator 20 dB	4776-20	9503	Narda
19	Attenuator 10 dB	4776-10	9412	Narda
20	Pulse Limiter	ESH 3-Z2	1144	Rohde & Schwarz
21	Pulse Limiter	11947 A	3107A00566	Hewlett Packard
22	V-Network	ESH 3-Z5	862770/018	Rohde & Schwarz
23	V-Network	ESH 3-Z5	894785/005	Rohde & Schwarz
24	V-Network	ESH 3-Z5	830952/025	Rohde & Schwarz
25	V-Network	ESH 3-Z6	830722/010	Rohde & Schwarz
26	V-Network	NSLK 8127	8127152	Schwarzbeck
27	V-Network	NNLA 8119	8119148	Schwarzbeck
28	V-Network	SE 01	01	Senton
29	T-Network	ESH 3-Z4	890602/011	Rohde & Schwarz
30	T-Network	ESH 3-Z4	890602/012	Rohde & Schwarz
31	High Impedance Probe	TK 9416	01	Schwarzbeck
32	High Impedance Probe	TK 9416	02	Schwarzbeck
33	Current Probe	ESH 2-Z1	863366/18	Rohde & Schwarz
34	Current Probe	ESV-Z1	862553/3	Rohde & Schwarz

No.	Type	Model	Serial Number	Manufacturer
35	Absorbing Clamp	MDS 21	80911	Lüthi
36	Absorbing Clamp	MDS 21	79690	Lüthi
37	Loop Antenna	HFH2-Z2	882964/1	Rohde & Schwarz
38	Biconical Antenna	HK 116	842204/001	Rohde & Schwarz
39	Biconical Antenna	HK 116	836239/02	Rohde & Schwarz
40	Log. Periodic Antenna	HL 223	841516/023	Rohde & Schwarz
41	Log. Periodic Antenna	HL 223	834408/12	Rohde & Schwarz
42	Horn Antenna	3115	9508-4553	Emco
43	Horn Antenna	3160-03	9112-1003	Emco
44	Horn Antenna	3160-04	9112-1001	Emco
45	Horn Antenna	3160-05	9112-1001	Emco
46	Horn Antenna	3160-06	9112-1001	Emco
47	Horn Antenna	3160-07	9112-1008	Emco
48	Horn Antenna	3160-08	9112-1002	Emco
49	Horn Antenna	3160-09	9403-1025	Emco
50	Digital multimeter	199	463386	Keithley
51	DC Power Supply	NGSM 32/10	203	Rohde & Schwarz
52	DC Power Supply	NGB	2455	Rohde & Schwarz
53	DC Power Supply	NGA	386	Rohde & Schwarz
54	Temperature Test Chamber	HT4010	07065550	Heraeus
55	Cable	RG214	1309	Senton
56	Cable	200CM_001	1357	Rosenberger
57	Cable	150CM_001	1479	Rosenberger
58	Cable Set EG1	RG214	1189 - 1191	Senton
59	Cable Set Cabine 1	RG214		Senton
60	Cable Set Cabine 2	RG214		Senton
61	Cable Set Cabine 3	RG214		Senton
62	Shielded Room	No. 1	1451	Senton
63	Shielded Room	No. 2	1452	Senton
64	Semi-anechoic Chamber	No. 3	1453	Siemens
65	Shielded Room	No. 4	1454	Euroshield
66	Open Area Test Site	EG 1		Senton
67	Test fixture			Senton

8. Photographs Taken During Testing

Test setup for radiated emission pre-test 30 MHz - 1 GHz and final test >1 GHz (semi anechoic room)

EUT position: Flat on table

Test setup for radiated emission pre-test 30 MHz - 1 GHz and final test >1 GHz (semi anechoic room)

EUT position: On long side

Test setup for radiated emission pre-test 30 MHz - 1 GHz and final test >1 GHz (semi anechoic room)

EUT position: Upright

Test setup for radiated emission final test 30 MHz - 1 GHz (semi anechoic room)

EUT position: Flat on table

Test setup for radiated emission final test 30 MHz - 1 GHz

EUT position: On long side

Test setup for radiated emission final test 30 MHz - 1 GHz

EUT position: Upright

9. List of Measurements

9.1. List of Measurements According To FCC Part 15 Subpart C

FCC Part 15 Subpart C			
Section(s):	Test	Page(s)	Result
15.249	Radiated emission test 30 MHz - 10 GHz		Passed

9.2. List of Measurements According To Industry Canada RSS-210

Industry Canada RSS-210 Issue 4			
Section(s):	Test	Page(s)	Result
6.1.1.b 6.3	Radiated emission test 30 MHz - 10 GHz		Passed

10. Referenced Regulations

All tests were performed with reference to the following regulations and standards:

☒	FCC Part 15 Subpart A	Code of Regulations Part 15 (Radio Frequency Devices), Subpart A (General) of the Federal Communication Commission (FCC)	May 30, 2002
☒	FCC Part 15 Subpart B	Code of Regulations Part 15 (Radio Frequency Devices), Subpart B (Unintentional Radiators) of the Federal Communication Commission (FCC)	May 30, 2002
☒	FCC Part 15 Subpart C	Code of Regulations Part 15 (Radio Frequency Devices), Subpart C (Intentional Radiators) of the Federal Communication Commission (FCC)	May 30, 2002
☒	ANSI C63.4	American National Standard for Methods of Measurement of Radio-Noise Emissions from Low-Voltage Electrical and Electronic Equipment in the Range of 9 kHz - 40 GHz	October, 1992
☒	RSS-210	Radio Standards Specification RSS-210 Issue 4 for Low Power Licence-Exempt Radiocommuniction Devices (all frequency bands)	December 2000

11. Test Results

Field Strength of Emissions according to FCC Rules, Part 15, Subpart C, Section 15.231 Frequency Band > 30 MHz

Model:	SHT9 C4/US
Type:	Remote Control Transmitter
Serial No.	---
Applicant:	SVS Nachrichtentechnik GmbH
Test Site:	Open Field Test Site, Semianechoic Chamber (>1GHz)
Distance:	3 Meter
Date of Test:	07/03/2002

Frequency (MHz)	Detector	Antenna Pol.	Analyzer Reading (dBµV)	Correction Factor (dB)	Field Strength (dBµV/m	Limit (dBµV/m)	Margin (dB)
910	QP	H	53.5	32.2	85.7	94	**8.3**
1812	PK	H	13.48	29.6	43.08	54	**10.9**
2722	PK	H	13.84	32.6	46.44	54	**7.6**
3632	PK	H	17.08	35.11	52.19	54	**1.8**

***** = No emissions above noise floor detected**

Sample calculation of field strength values:

Field Strength (dBµV/m) = Analyzer Reading (dBµV) + Correction Factor (dB)

Test equipment used (see equipment list for details):
02, 13, 14, 16, 38, 40 ,42, 57, 64, 67

Charts taken during Testing

Radiated Emission Test 30 MHz - 200 MHz
acc. to FCC Part 15 (Fully Anechoic Chamber)

Model: SHT9 C4/US	Comment:
Serial no.: 01	- TX mode
Applicant: SVS Nachrichtentechnik GmbH	- EUT in horizontal position (rear side on table)
Test site: Fully anechoic room	- Position 1
Tested on: Test distance 3 metres Horizontal Polarization	
Date of test: 07/03/2002 — Operator: T. Eberl	
Test performed: automatically — File name: default.emi	

Detector: Peak	List of values: 10 dB Margin — 8 Subranges

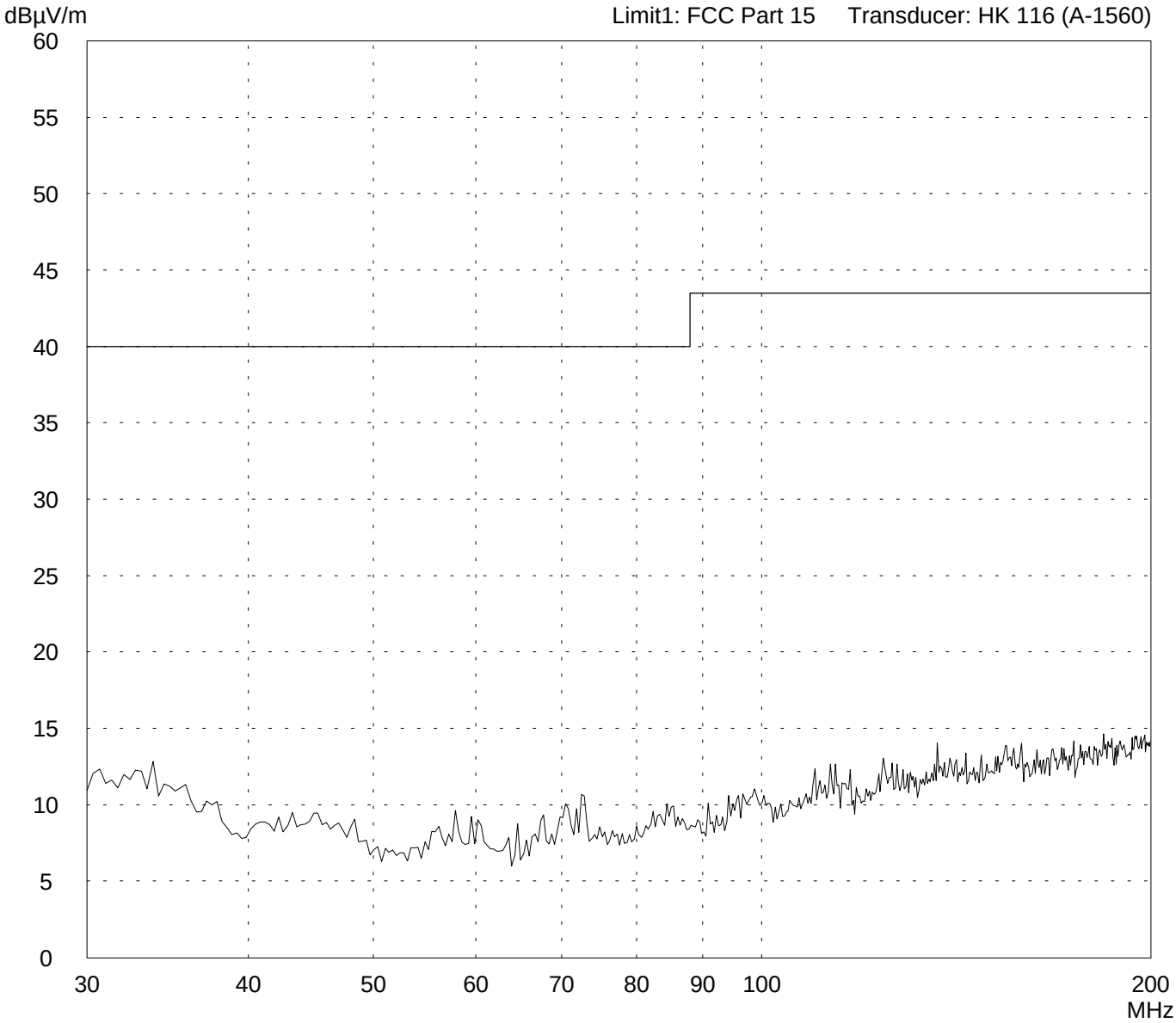

Result: Prescan	Project file: 51935-20358 — Page of Pages

Radiated Emission Test 30 MHz - 200 MHz
acc. to FCC Part 15 (Fully Anechoic Chamber)

Model: SHT9 C4/US	Comment:
Serial no.: 01	- TX mode
Applicant: SVS Nachrichtentechnik GmbH	- EUT in horizontal position (right side on table)
Test site: Fully anechoic room	- Position 2
Tested on: Test distance 3 metres Horizontal Polarization	
Date of test: 07/03/2002 — Operator: T. Eberl	
Test performed: automatically — File name: default.emi	

Detector: Peak	List of values: 10 dB Margin — 8 Subranges

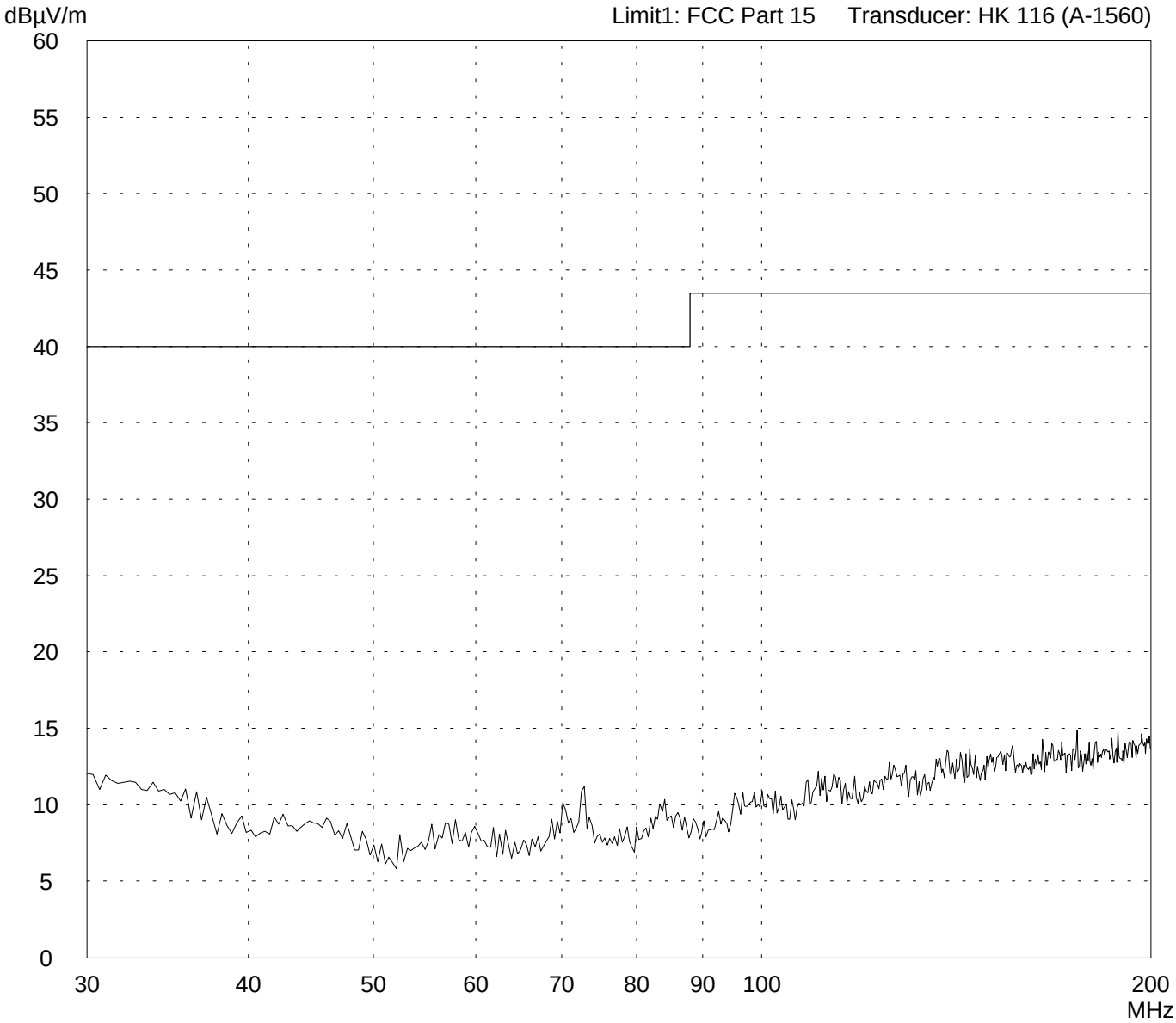

Result: Prescan	Project file: 51935-20358 — Page of Pages

Radiated Emission Test 30 MHz - 200 MHz
acc. to FCC Part 15 (Fully Anechoic Chamber)

Model: SHT9 C4/US	Comment:
Serial no.: 01	- TX mode
Applicant: SVS Nachrichtentechnik GmbH	- EUT in vertical position
Test site: Fully anechoic room	- Position 3
Tested on: Test distance 3 metres Horizontal Polarization	
Date of test: 07/03/2002 — Operator: T. Eberl	
Test performed: automatically — File name: default.emi	

Detector: Peak	List of values: 10 dB Margin — 8 Subranges

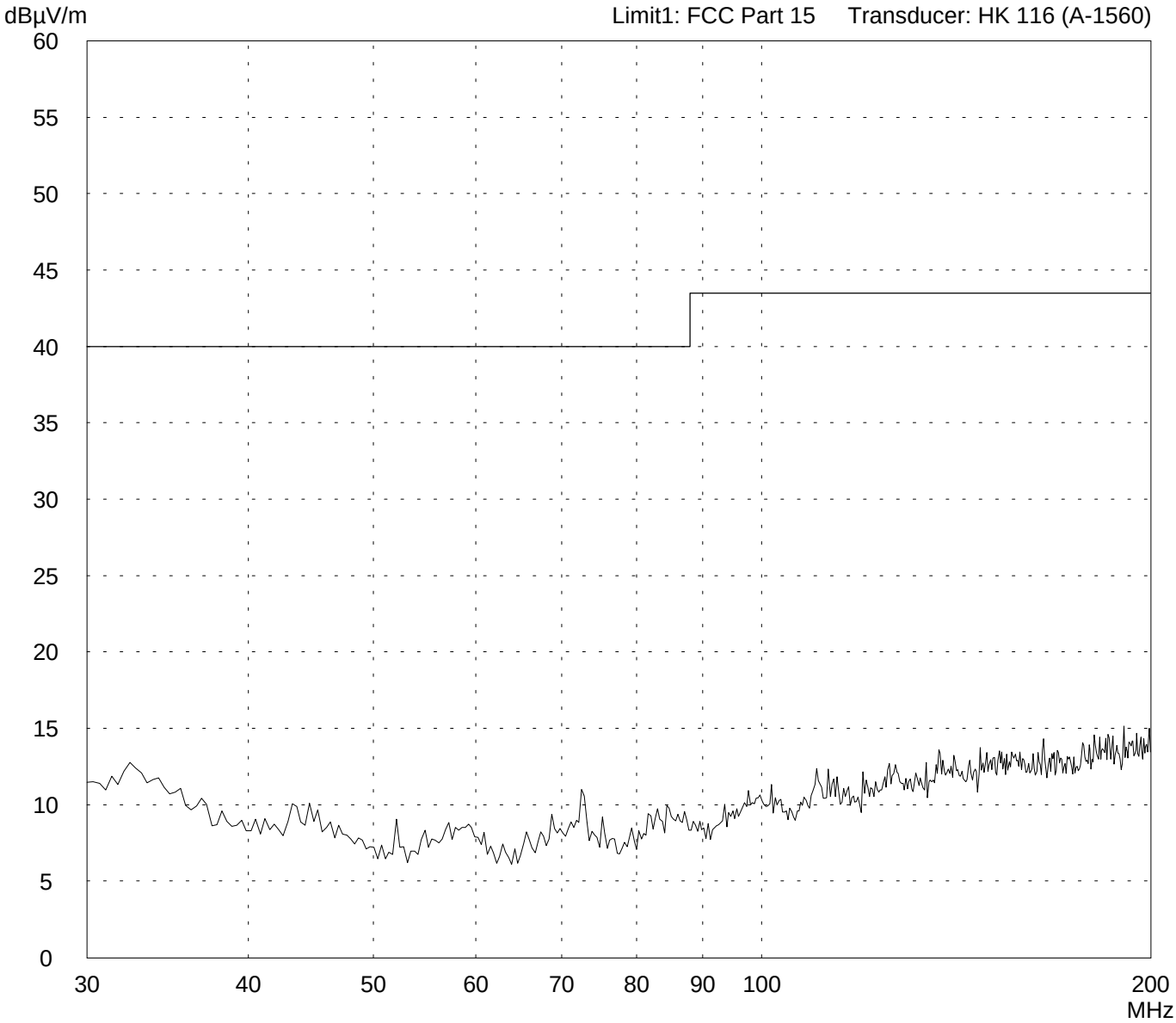

Result: Prescan	Project file: 51935-20358 — Page of Pages

Radiated Emission Test 200 MHz - 1 GHz
acc. to FCC Part 15 (Fully Anechoic Chamber)

Model: SHT9 C4/US	Comment:
Serial no.: 01	- TX mode
Applicant: SVS Nachrichtentechnik GmbH	- EUT in horizontal position (rear side on table)
Test site: Fully anechoic room	- Position 1
Tested on: Test distance 3 metres Horizontal Polarization	
Date of test: 07/03/2002 — Operator: T. Eberl	
Test performed: automatically — File name: default.emi	

Detector: Peak	List of values: 10 dB Margin — 8 Subranges

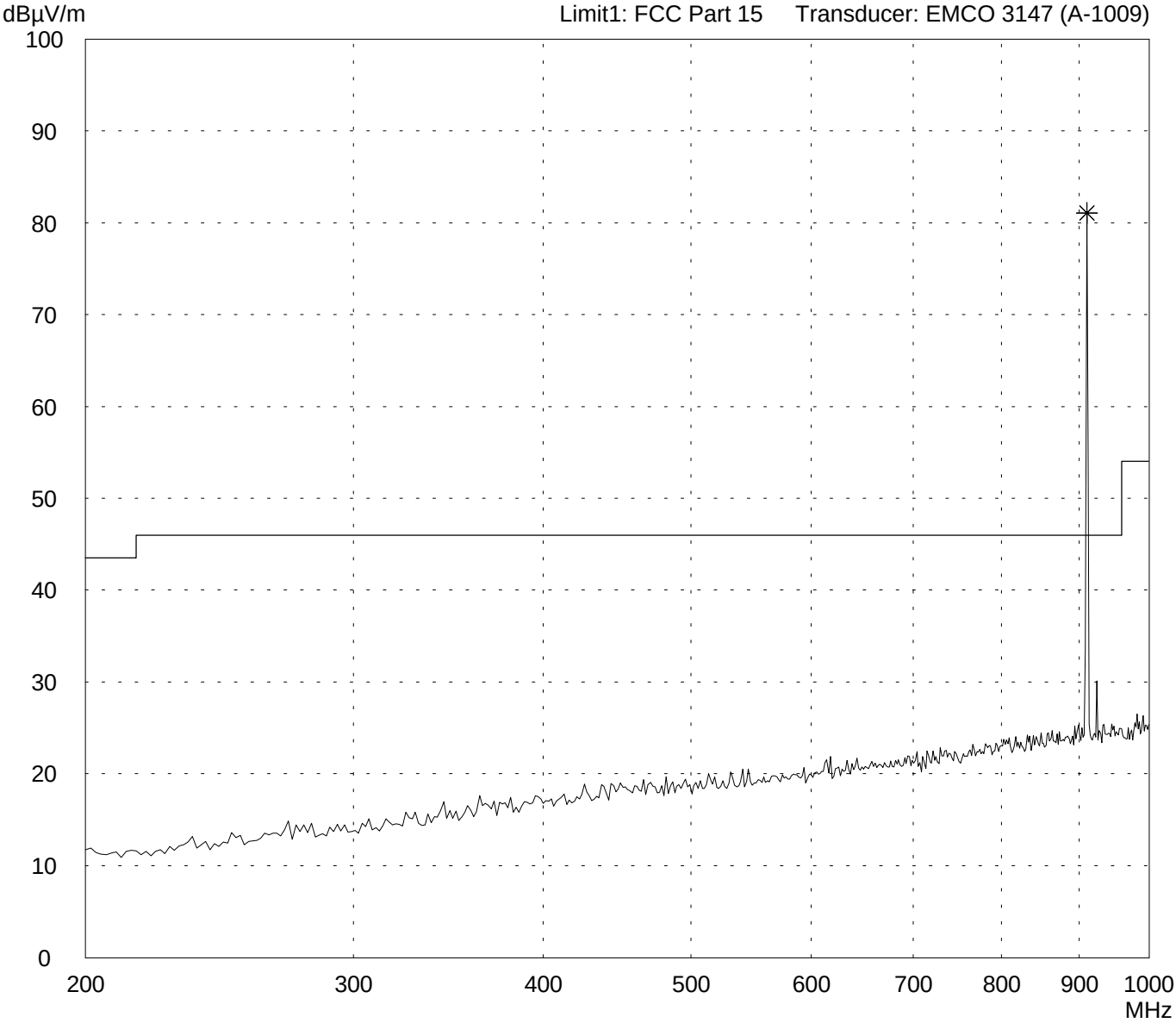

Result: Prescan	Project file: 51935-20358 — Page of Pages

Radiated Emission Test 200 MHz - 1 GHz
acc. to FCC Part 15 (Fully Anechoic Chamber)

Model: SHT9 C4/US	Comment:
Serial no.: 01	- TX mode
Applicant: SVS Nachrichtentechnik GmbH	- EUT in horizontal position (right side on table)
Test site: Fully anechoic room	- Position 2
Tested on: Test distance 3 metres Horizontal Polarization	
Date of test: 07/03/2002 — Operator: T. Eberl	
Test performed: automatically — File name: default.emi	

Detector: Peak	List of values: 10 dB Margin — 8 Subranges

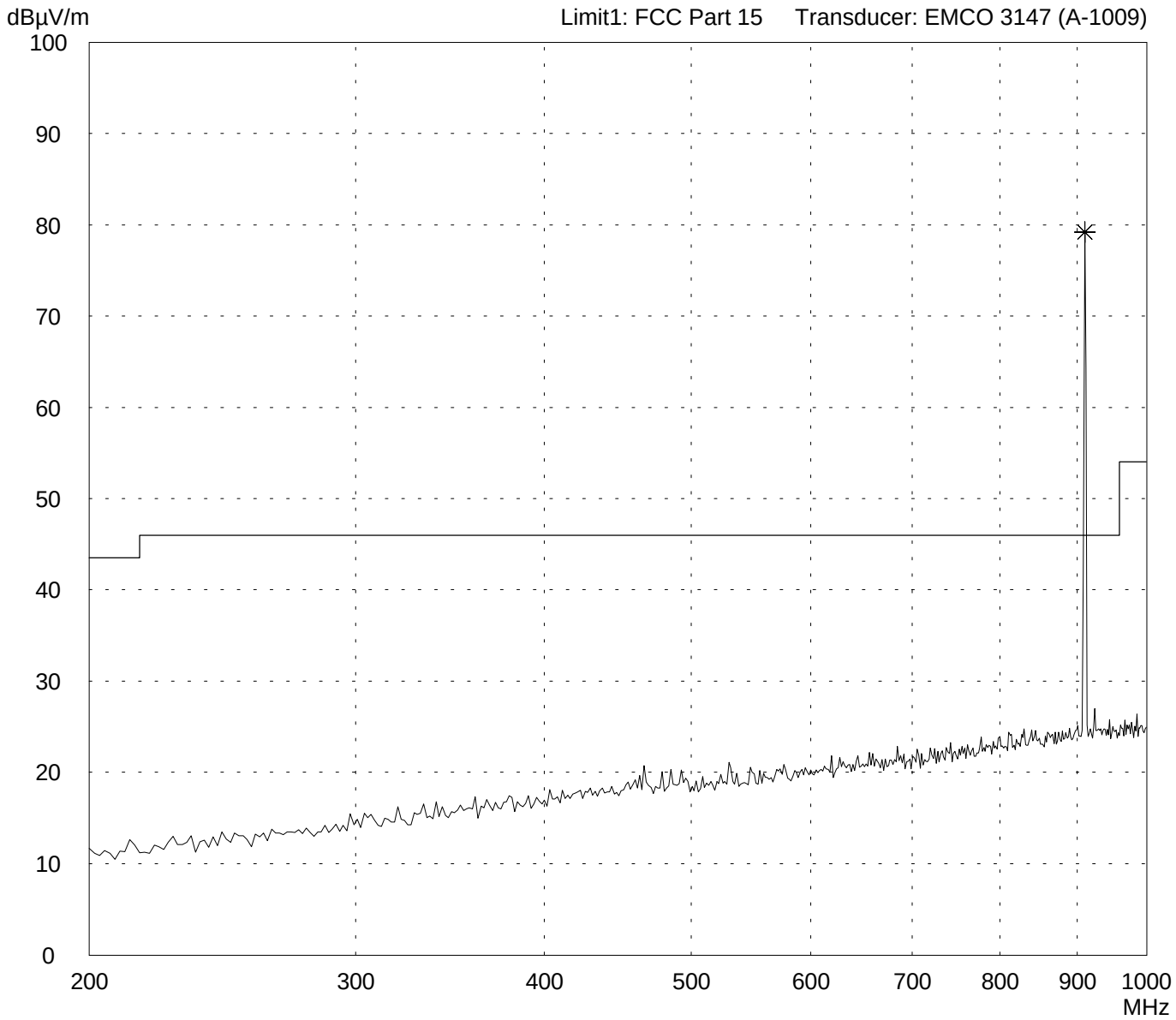

Result: Prescan	Project file: 51935-20358 — Page of Pages

Radiated Emission Test 200 MHz - 1 GHz
acc. to FCC Part 15 (Fully Anechoic Chamber)

Model: SHT9 C4/US	Comment:
Serial no.: 01	- TX mode
Applicant: SVS Nachrichtentechnik GmbH	- EUT in vertical position
Test site: Fully anechoic room	- Position 3
Tested on: Test distance 3 metres Horizontal Polarization	
Date of test: 07/03/2002 — Operator: T. Eberl	
Test performed: automatically — File name: default.emi	

Detector: Peak	List of values: 10 dB Margin — 8 Subranges

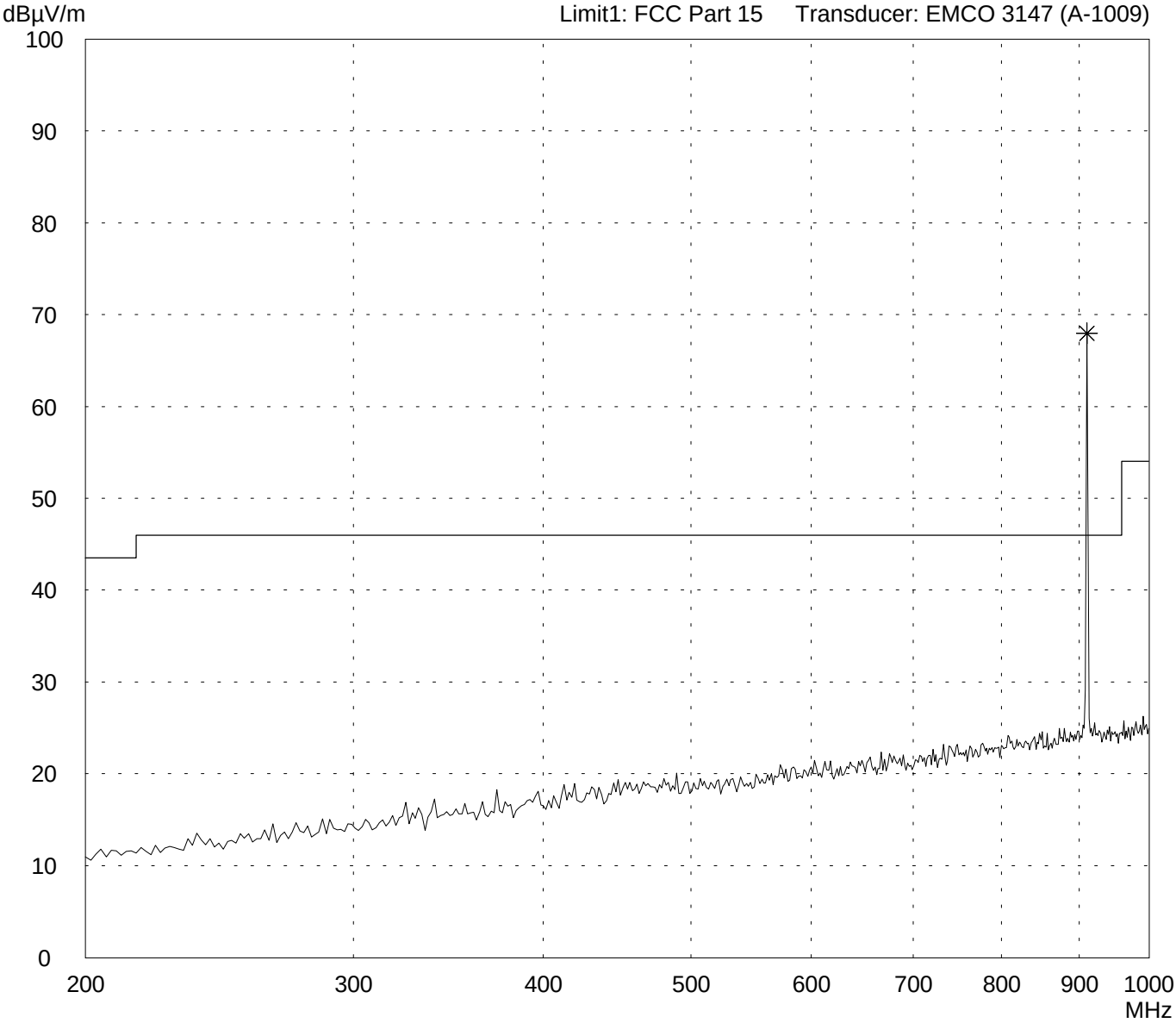

Result: Prescan	Project file: 51935-20358 — Page of Pages

Radiated Emission Test 30 MHz - 200 MHz
acc. to FCC Part 15 (Fully Anechoic Chamber)

Model: SHT9 C4/US	Comment:
Serial no.: 01	- TX mode
Applicant: SVS Nachrichtentechnik GmbH	- EUT in horizontal position (rear side on table)
Test site: Fully anechoic room	- Position 1
Tested on: Test distance 3 metres Vertical Polarization	
Date of test: 07/03/2002 — Operator: T. Eberl	
Test performed: automatically — File name: default.emi	

Detector: Peak	List of values: 10 dB Margin — 8 Subranges

Limit1: FCC Part 15 Transducer: HK 116 (A-1560)

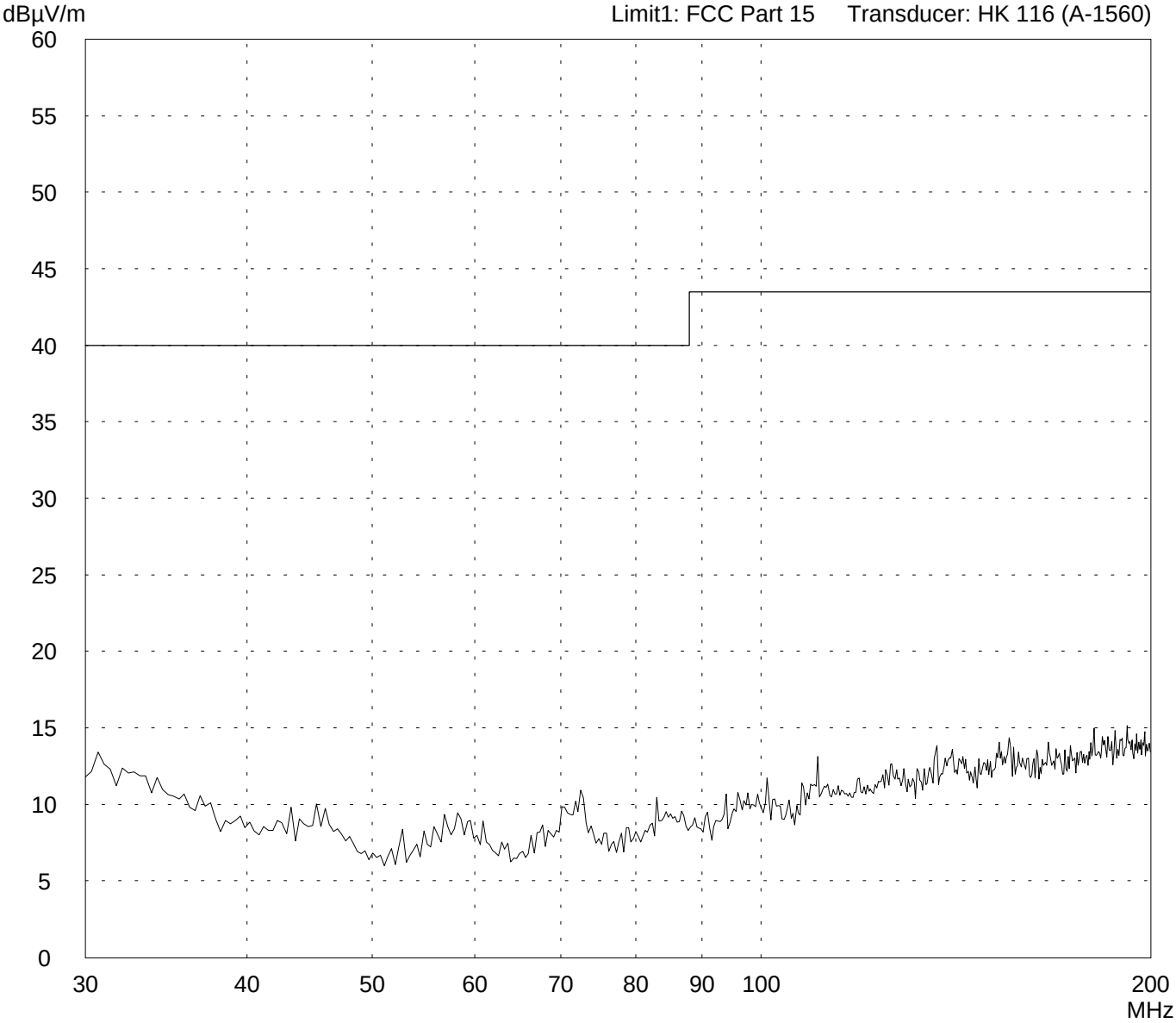

Result: Prescan	Project file: 51935-20358 Page of Pages

Radiated Emission Test 30 MHz - 200 MHz
acc. to FCC Part 15 (Fully Anechoic Chamber)

Model: SHT9 C4/US	Comment:
Serial no.: 01	- TX mode
Applicant: SVS Nachrichtentechnik GmbH	- EUT in horizontal position (right side on table)
Test site: Fully anechoic room	- Position 2
Tested on: Test distance 3 metres Vertical Polarization	
Date of test: 07/03/2002 — Operator: T. Eberl	
Test performed: automatically — File name: default.emi	

Detector: Peak	List of values: 10 dB Margin — 8 Subranges

Limit1: FCC Part 15 Transducer: HK 116 (A-1560)

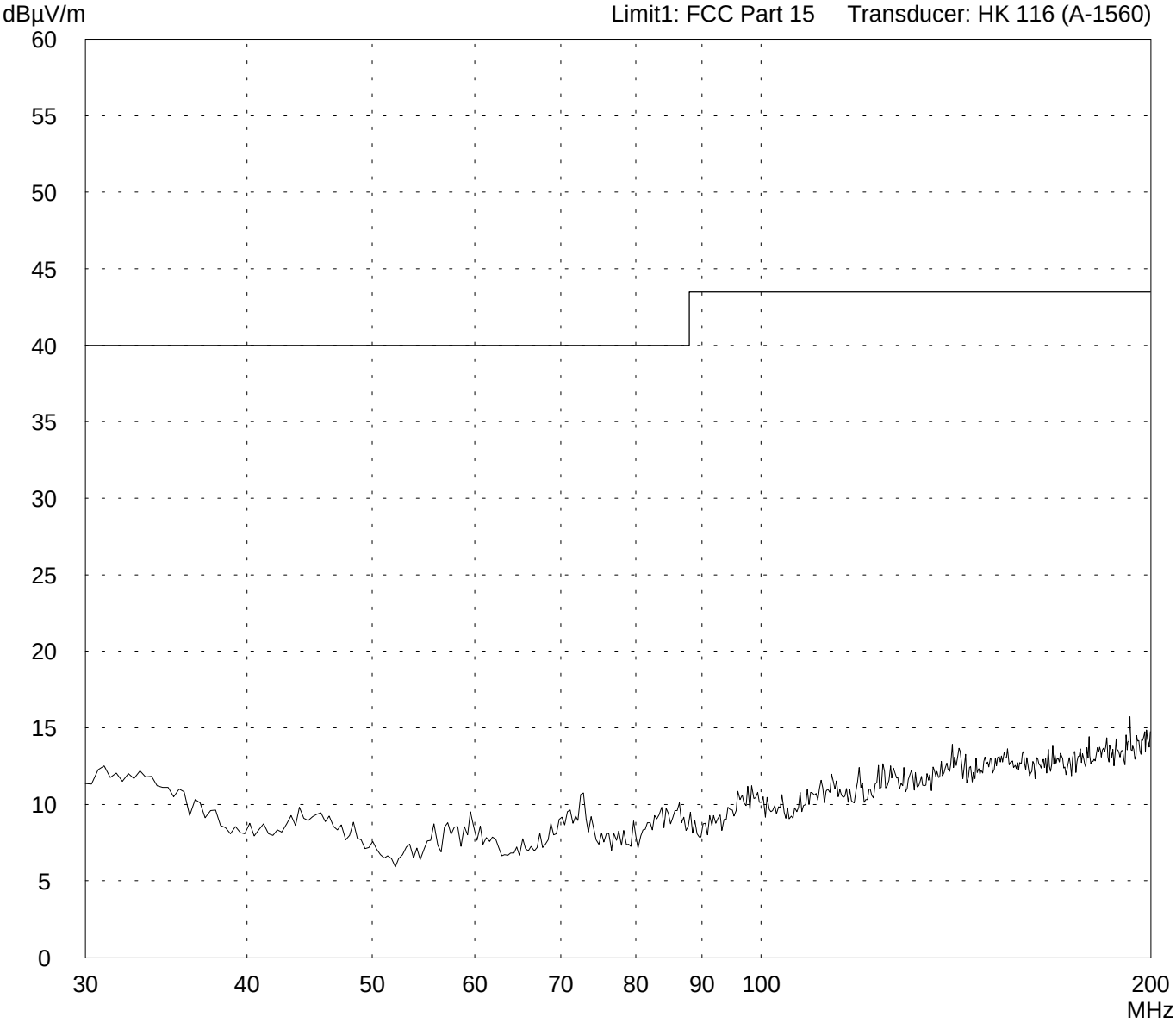

Result: Prescan	Project file: 51935-20358 Page of Pages

Radiated Emission Test 30 MHz - 200 MHz
acc. to FCC Part 15 (Fully Anechoic Chamber)

Model: SHT9 C4/US	Comment:
Serial no.: 01	- TX mode
Applicant: SVS Nachrichtentechnik GmbH	- EUT in vertical position
Test site: Fully anechoic room	- Position 3
Tested on: Test distance 3 metres Vertical Polarization	
Date of test: 07/03/2002 — Operator: T. Eberl	
Test performed: automatically — File name: default.emi	

Detector: Peak	List of values: 10 dB Margin — 8 Subranges

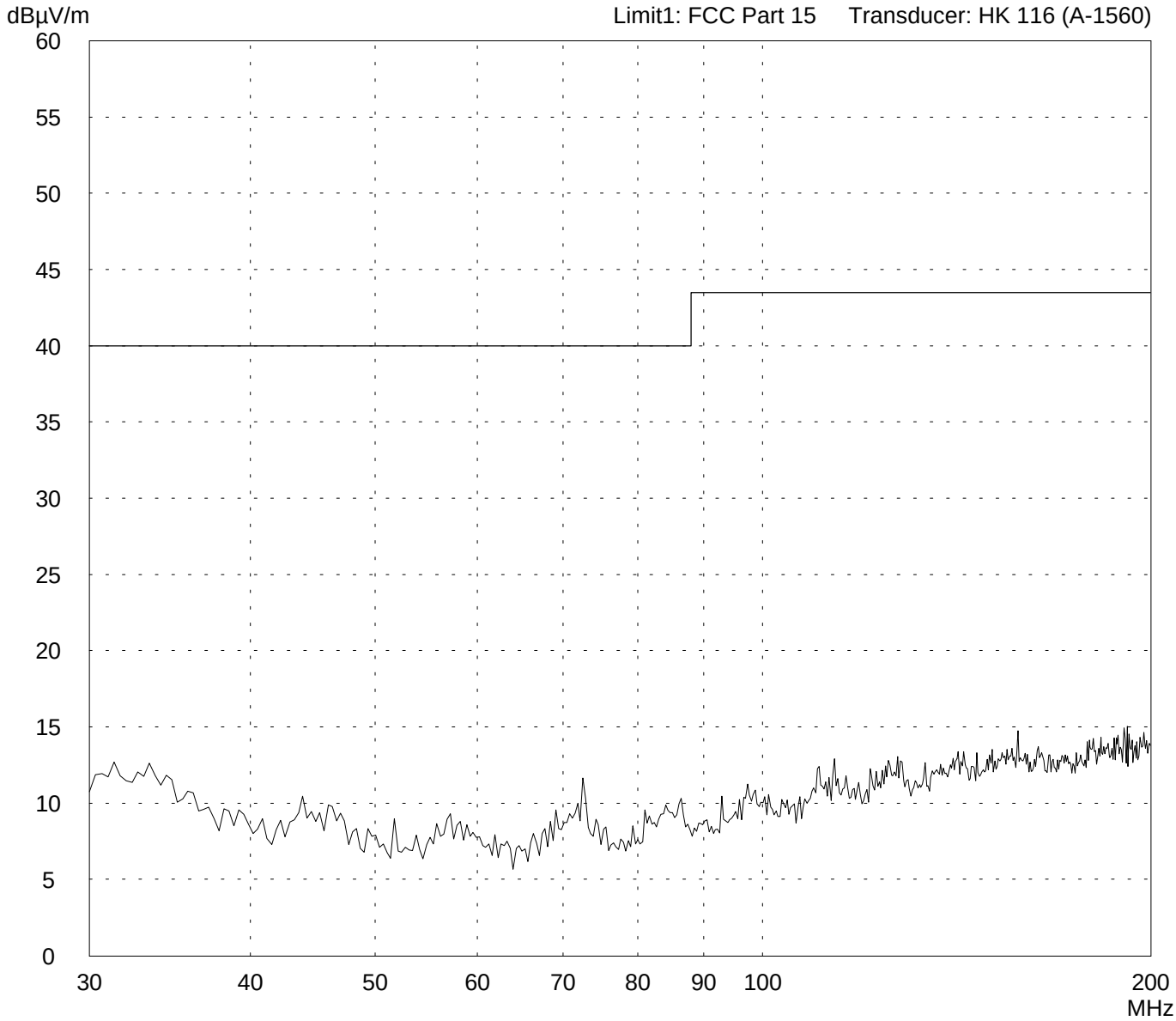

Result: Prescan	Project file: 51935-20358 — Page of Pages

Radiated Emission Test 200 MHz - 1 GHz
acc. to FCC Part 15 (Fully Anechoic Chamber)

Model: SHT9 C4/US	Comment:
Serial no.: 01	- TX mode
Applicant: SVS Nachrichtentechnik GmbH	- EUT in horizontal position (rear side on table)
Test site: Fully anechoic room	- Position 1
Tested on: Test distance 3 metres Vertical Polarization	
Date of test: 07/03/2002 — Operator: T. Eberl	
Test performed: automatically — File name: default.emi	

Detector: Peak	List of values: 10 dB Margin — 8 Subranges

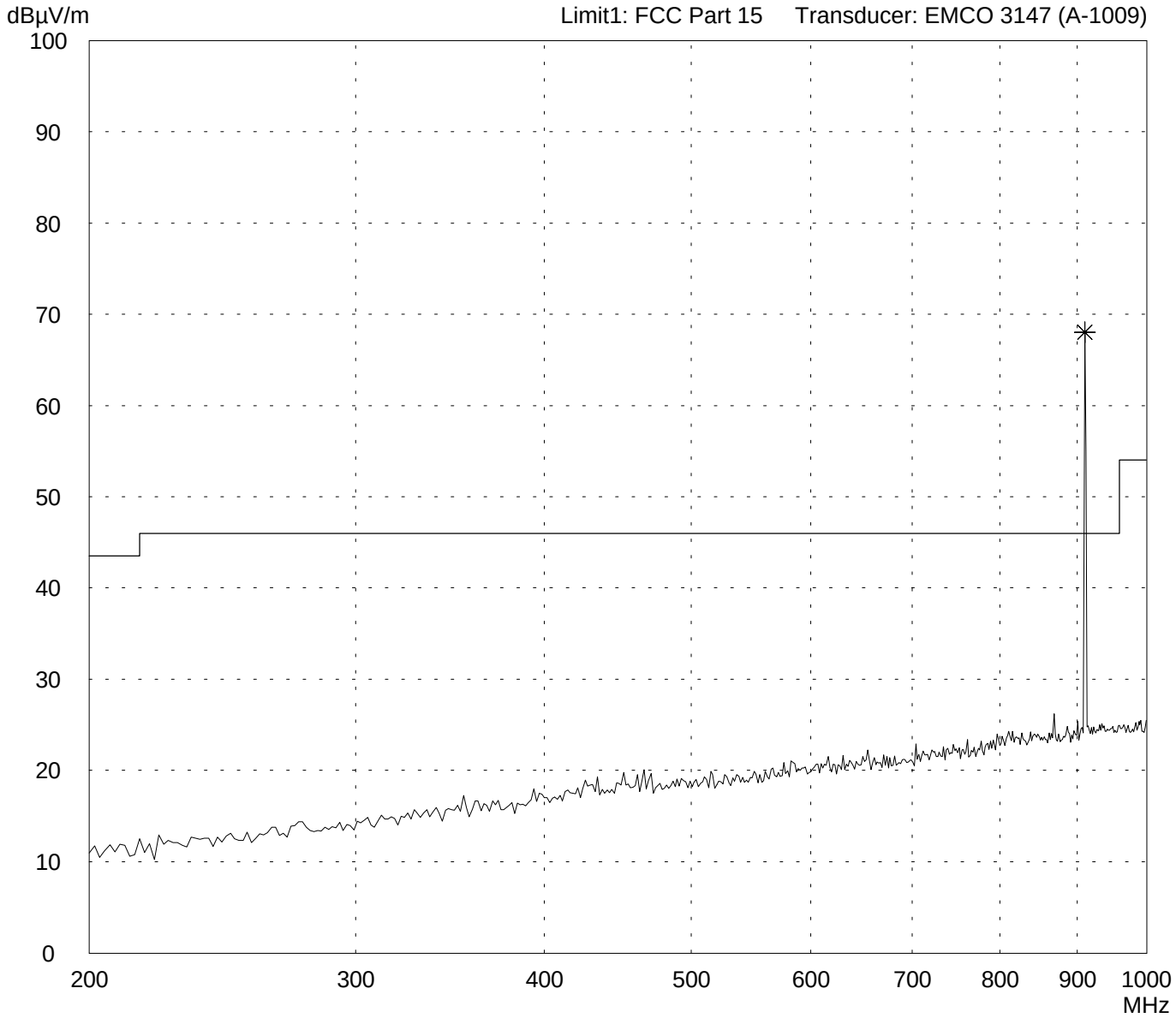

Result: Prescan	Project file: 51935-20358 — Page of Pages

Radiated Emission Test 200 MHz - 1 GHz
acc. to FCC Part 15 (Fully Anechoic Chamber)

Model: SHT9 C4/US	Comment:
Serial no.: 01	- TX mode
Applicant: SVS Nachrichtentechnik GmbH	- EUT in horizontal position (right side on table)
Test site: Fully anechoic room	- Position 2
Tested on: Test distance 3 metres Vertical Polarization	
Date of test: 07/03/2002 — Operator: T. Eberl	
Test performed: automatically — File name: default.emi	

Detector: Peak	List of values: 10 dB Margin — 8 Subranges

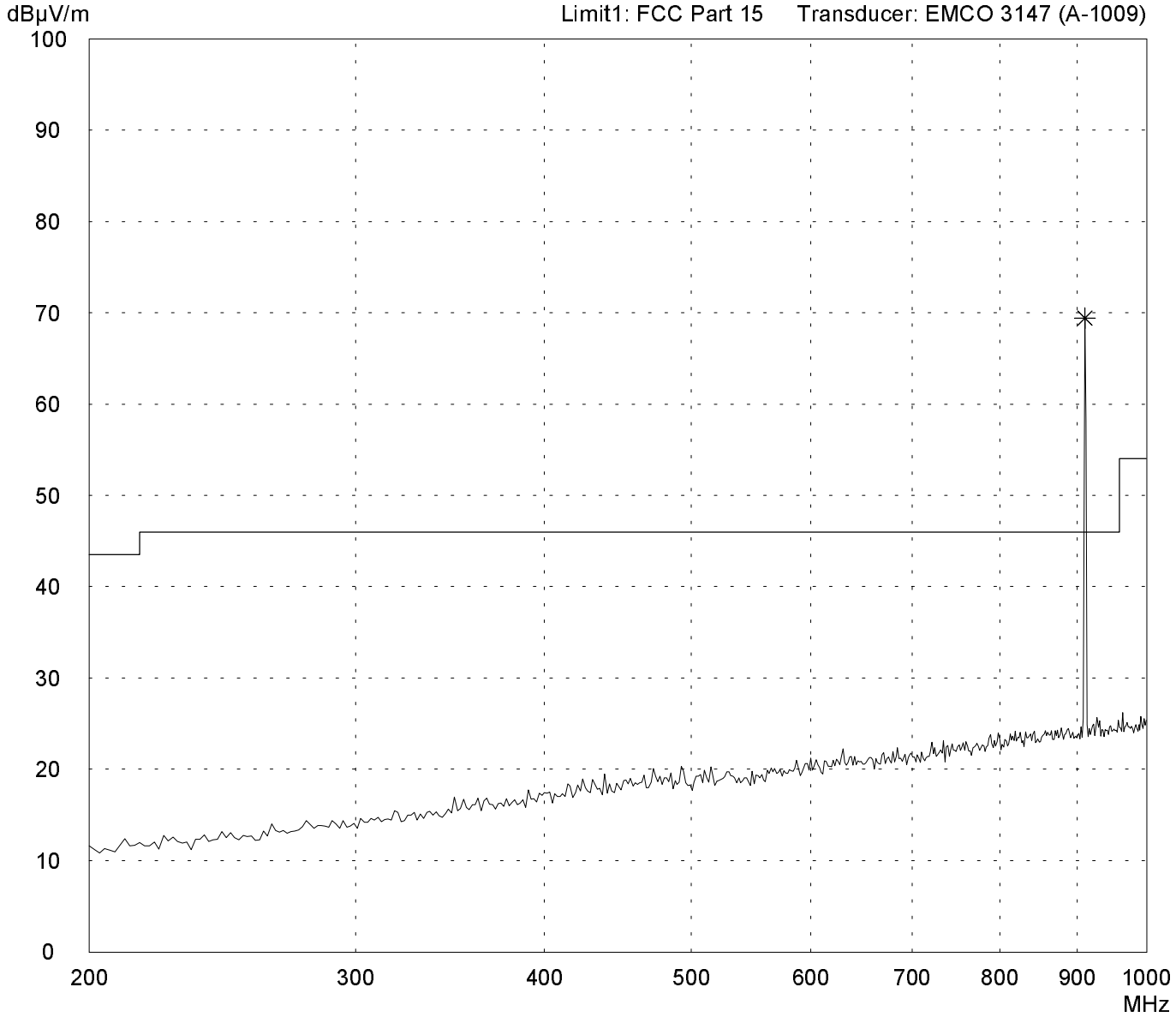

Result: Prescan	Project file: 51935-20358 — Page of Pages

Radiated Emission Test 200 MHz - 1 GHz
acc. to FCC Part 15 (Fully Anechoic Chamber)

Model: SHT9 C4/US	Comment:
Serial no.: 01	- TX mode
Applicant: SVS Nachrichtentechnik GmbH	- EUT in vertical position
Test site: Fully anechoic room	- Position 3
Tested on: Test distance 3 metres Vertical Polarization	
Date of test: 07/03/2002 — Operator: T. Eberl	
Test performed: automatically — File name: default.emi	

Detector: Peak	List of values: 10 dB Margin — 8 Subranges

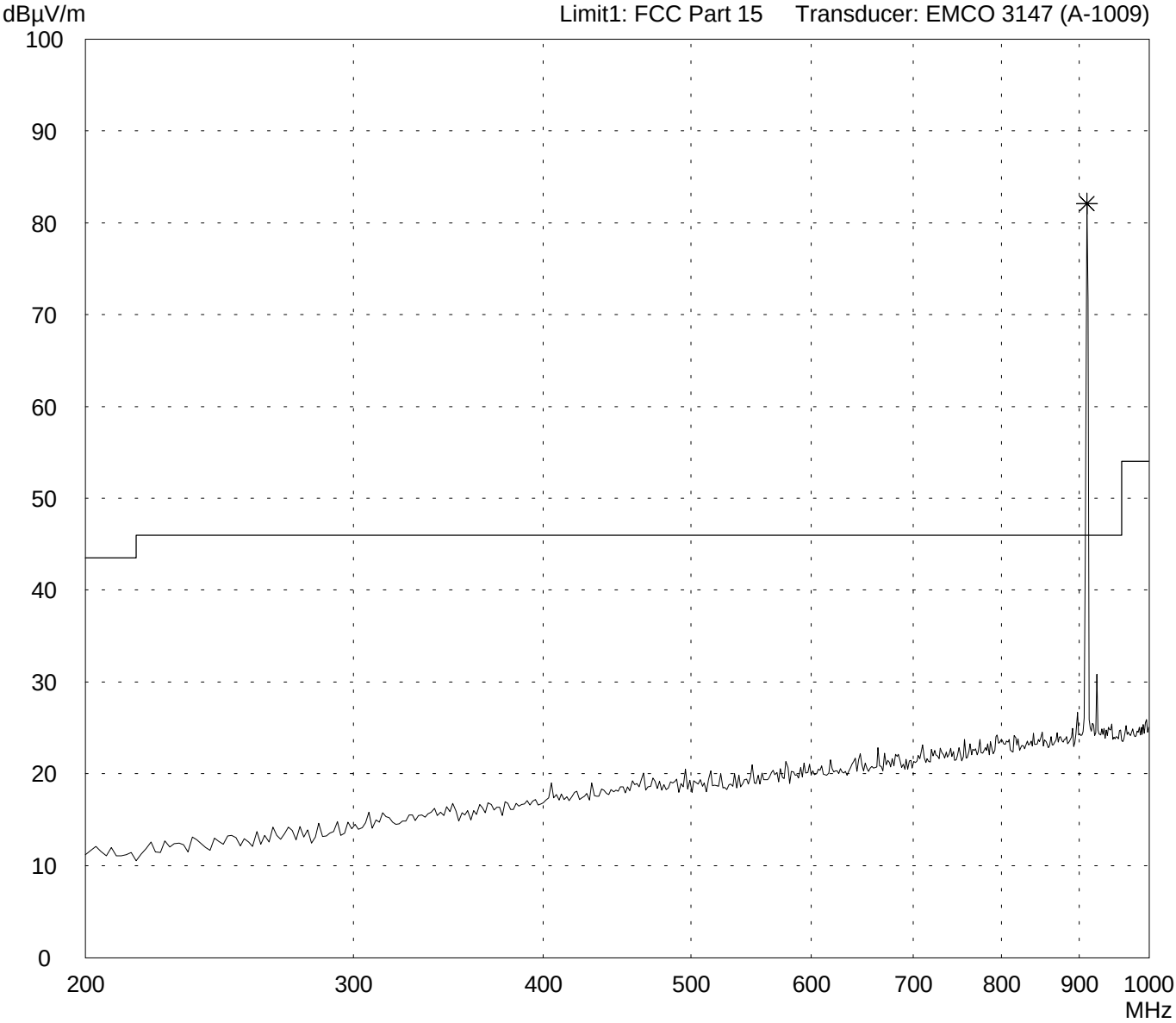

Result: Prescan	Project file: 51935-20358 — Page of Pages

Radiated Emission Test 30 MHz - 1 GHz
according to EN 55011:1998 Group 1 Class A

Model: SHT9 C4/US	Mode: -TX mode - EUT in horizontal position (rear side on table) - Position 1
Serial no.: 01	
Applicant: SVS Nachrichtentechnik GmbH	
Test site: Open area test-site I	
Tested on: Test distance 10 metres Horizontal Polarization	
Date of test: 07/05/2002 — Operator: T. Eberl	
Test performed: by hand — File name:	
Detector: Quasi-Peak	List of values: Selected by hand

dBµV/m Limit1: EN 55022 A (10m) Limit2: EN 55011 A Gr. 1 Transducer: HK116 / HL223 (10 m)

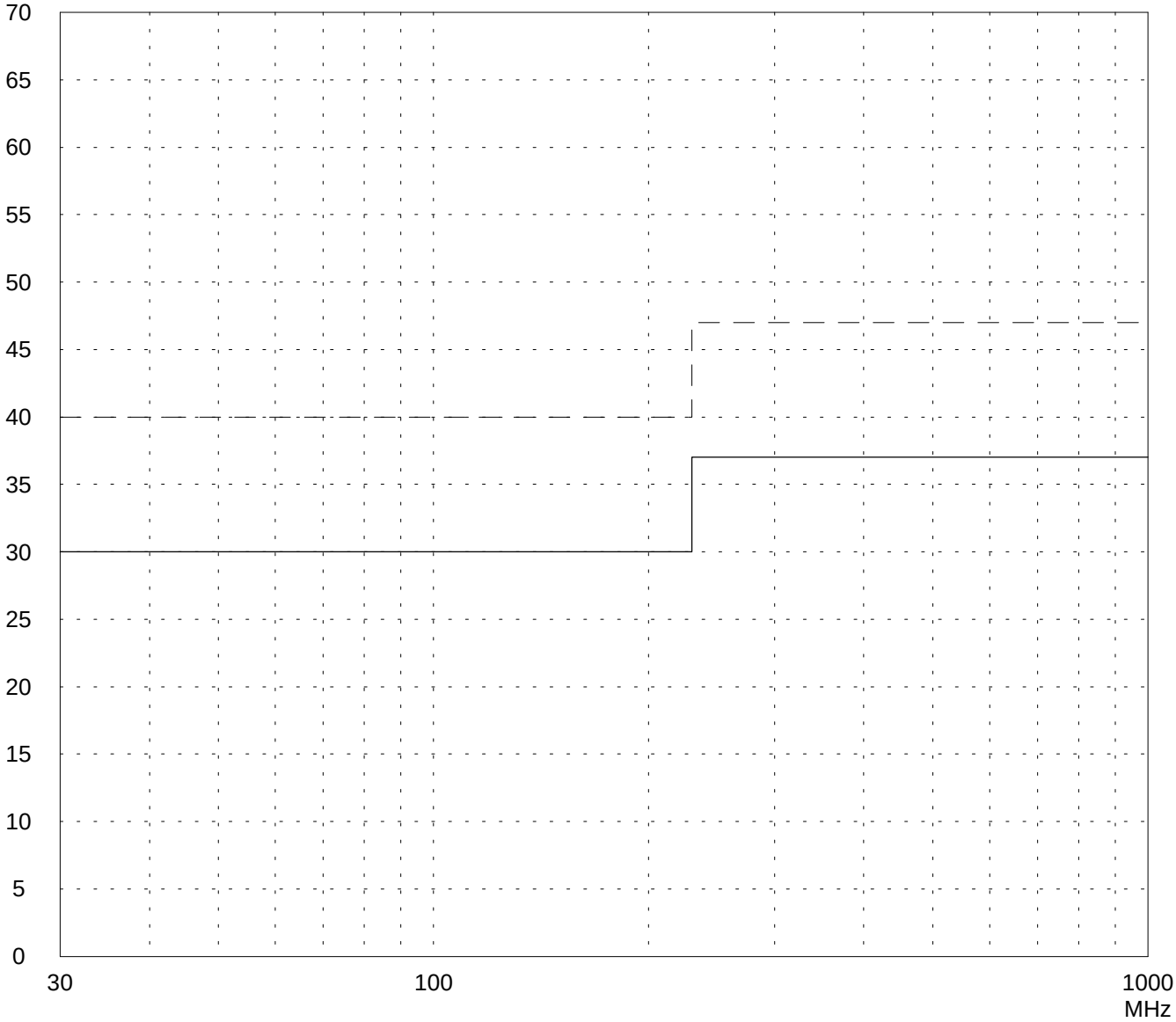

Result: Limit kept	Project file: 51935-20358 Page of Pages

Radiated Emission Test 30 MHz - 1 GHz
according to EN 55011:1998 Group 1 Class A

Model: SHT9 C4/US	Mode: -TX mode
Serial no.: 01	- EUT in horizontal position (rear side on table)
Applicant: SVS Nachrichtentechnik GmbH	- Position 1
Test site: Open area test-site I	
Tested on: Test distance 10 metres Horizontal Polarization	
Date of test: 07/05/2002 — Operator: T. Eberl	
Test performed: by hand — File name:	

Detector: Quasi-Peak	List of values: Selected by hand

Frequency MHz	*Reading dBµV*	*Correction factor dB*	*Value dBµV/m*	*Limit dBµV/m*	*Limit exceeded*
910.0	53.5	32.2	85.7	37.0	

Result: Limit kept	Project file: 51935-20358 Page of Pages

Radiated Emission Test 30 MHz - 1 GHz
according to EN 55011:1998 Group 1 Class A

Model: SHT9 C4/US	Mode: -TX mode - EUT in horizontal position (right side on table) - Position 2
Serial no.: 01	
Applicant: SVS Nachrichtentechnik GmbH	
Test site: Open area test-site I	
Tested on: Test distance 10 metres Horizontal Polarization	
Date of test: 07/05/2002 — Operator: T. Eberl	
Test performed: by hand — File name:	
Detector: Quasi-Peak	List of values: Selected by hand

dBµV/m Limit1: EN 55022 A (10m) Limit2: EN 55011 A Gr. 1 Transducer: HK116 / HL223 (10 m)

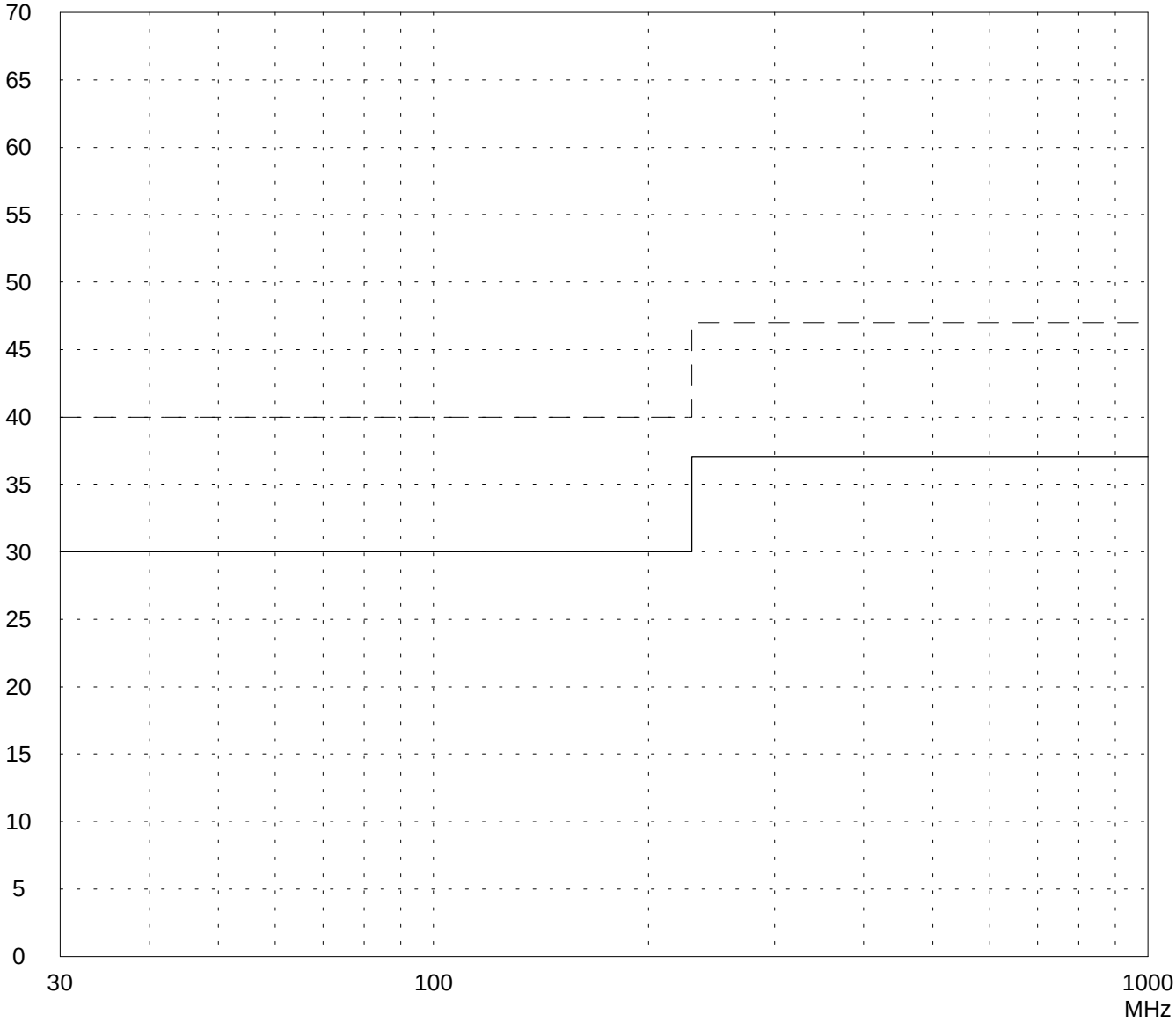

Result: Limit kept	Project file: 51935-20358 Page of Pages

Radiated Emission Test 30 MHz - 1 GHz
according to EN 55011:1998 Group 1 Class A

Model: SHT9 C4/US	Mode: -TX mode
Serial no.: 01	- EUT in horizontal position (right side on table)
Applicant: SVS Nachrichtentechnik GmbH	- Position 2
Test site: Open area test-site I	
Tested on: Test distance 10 metres Horizontal Polarization	
Date of test: 07/05/2002 — Operator: T. Eberl	
Test performed: by hand — File name:	

Detector: Quasi-Peak	List of values: Selected by hand

Frequency MHz	*Reading dBµV*	*Correction factor dB*	*Value dBµV/m*	*Limit dBµV/m*	*Limit exceeded*
910.0	52.5	32.2	84.7	37.0	

Result: Limit kept	Project file: 51935-20358 Page of Pages

Radiated Emission Test 30 MHz - 1 GHz
according to EN 55011:1998 Group 1 Class A

Model: SHT9 C4/US	Mode: -TX mode - EUT in vertical position - Position 3
Serial no.: 01	
Applicant: SVS Nachrichtentechnik GmbH	
Test site: Open area test-site I	
Tested on: Test distance 10 metres Horizontal Polarization	
Date of test: 07/05/2002 — Operator: T. Eberl	
Test performed: by hand — File name:	
Detector: Quasi-Peak	List of values: Selected by hand

dBµV/m Limit1: EN 55022 A (10m) Limit2: EN 55011 A Gr. 1 Transducer: HK116 / HL223 (10 m)

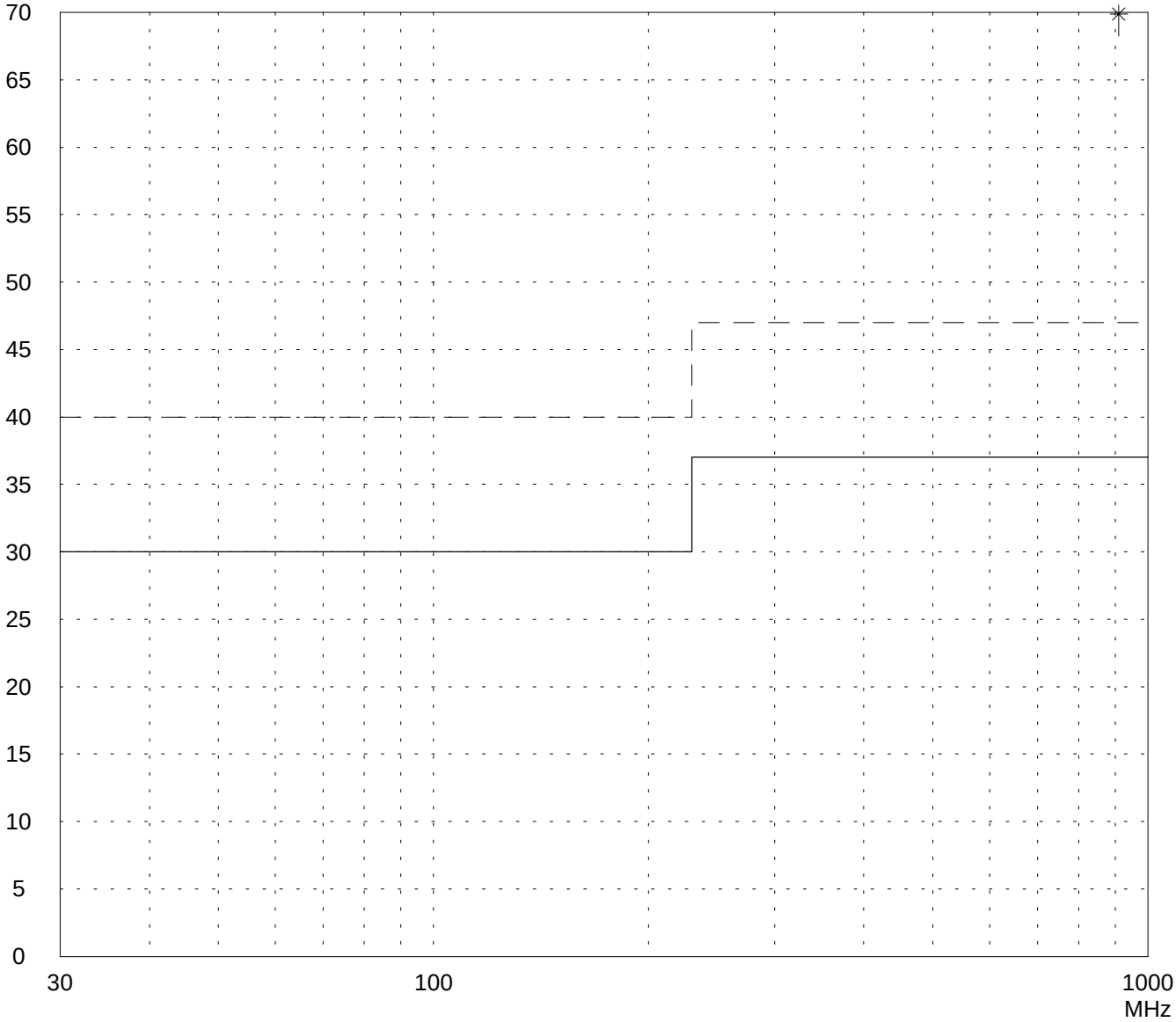

Result: Limit kept	Project file: 51935-20358 Page of Pages

Radiated Emission Test 30 MHz - 1 GHz
according to EN 55011:1998 Group 1 Class A

Model: SHT9 C4/US	Mode: -TX mode
Serial no.: 01	- EUT in vertical position
Applicant: SVS Nachrichtentechnik GmbH	- Position 3
Test site: Open area test-site I	
Tested on: Test distance 10 metres Horizontal Polarization	
Date of test: 07/05/2002 — Operator: T. Eberl	
Test performed: by hand — File name:	

Detector: Quasi-Peak	List of values: Selected by hand

Frequency MHz	*Reading dBµV*	*Correction factor dB*	*Value dBµV/m*	*Limit dBµV/m*	*Limit exceeded*
910.0	37.7	32.2	69.9	37.0	

Result: Limit kept	Project file: 51935-20358 Page of Pages

Radiated Emission Test 30 MHz - 1 GHz
according to EN 55011:1998 Group 1 Class A

Model: SHT9 C4/US	Mode: -TX mode - EUT in horizontal position (rear side on table) - Position 1
Serial no.: 01	
Applicant: SVS Nachrichtentechnik GmbH	
Test site: Open area test-site I	
Tested on: Test distance 10 metres Vertical Polarization	
Date of test: 07/05/2002 — Operator: T. Eberl	
Test performed: by hand — File name:	
Detector: Quasi-Peak	List of values: Selected by hand

dBµV/m Limit1: EN 55022 A (10m) Limit2: EN 55011 A Gr. 1 Transducer: HK116 / HL223 (10 m)

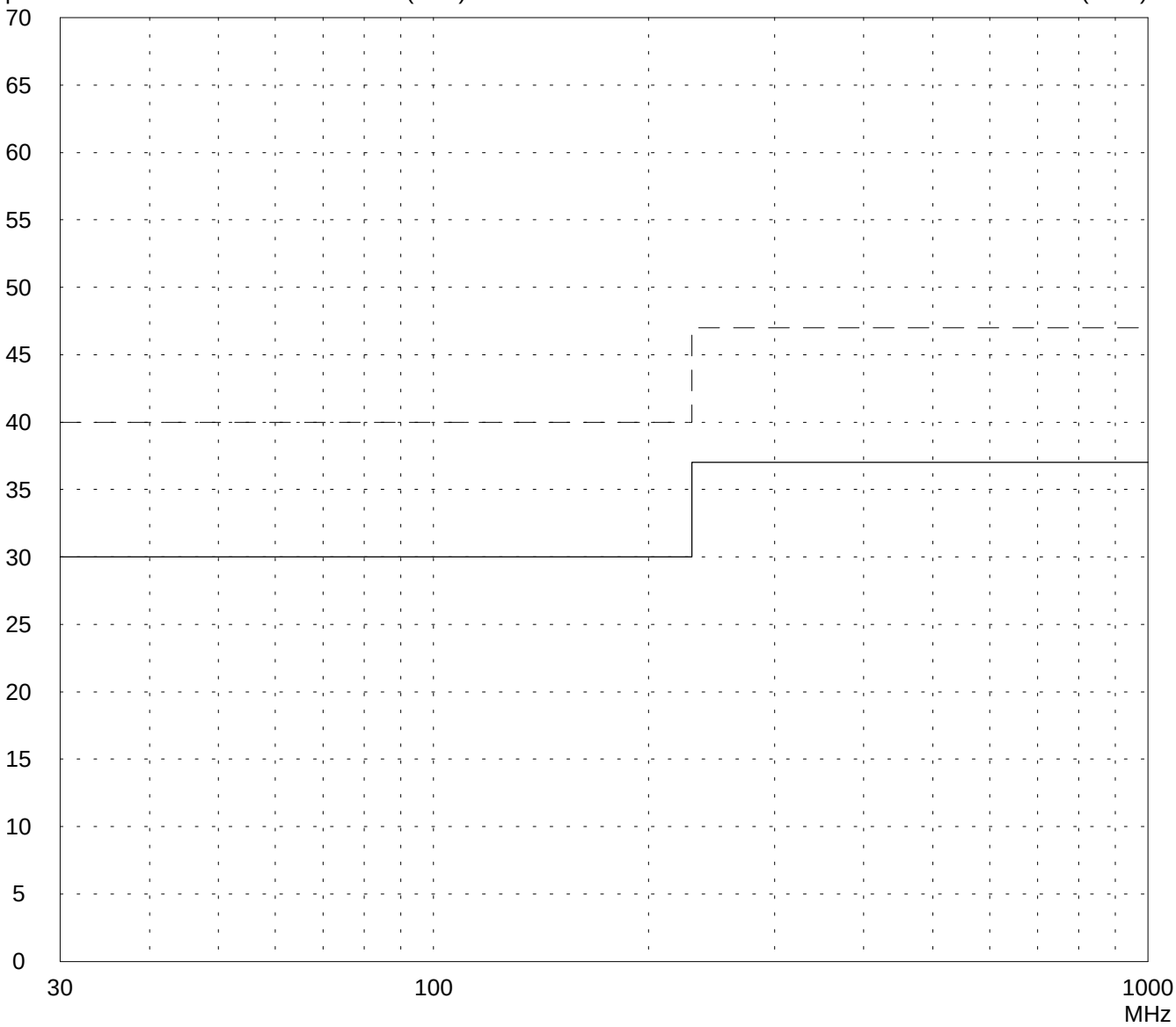

Result: Limit kept	Project file: 51935-20358 Page of Pages

Radiated Emission Test 30 MHz - 1 GHz
according to EN 55011:1998 Group 1 Class A

Model: SHT9 C4/US	Mode: -TX mode
Serial no.: 01	- EUT in horizontal position (rear side on table)
Applicant: SVS Nachrichtentechnik GmbH	- Position 1
Test site: Open area test-site I	
Tested on: Test distance 10 metres Vertical Polarization	
Date of test: 07/05/2002 — Operator: T. Eberl	
Test performed: by hand — File name:	
Detector: Quasi-Peak	List of values: Selected by hand

Frequency MHz	*Reading dBµV*	*Correction factor dB*	*Value dBµV/m*	*Limit dBµV/m*	*Limit exceeded*
910.0	42.4	32.2	74.6	37.0	

Result: Limit kept	Project file: 51935-20358 Page of Pages

Radiated Emission Test 30 MHz - 1 GHz
according to EN 55011:1998 Group 1 Class A

Model: SHT9 C4/US	Mode: -TX mode - EUT in horizontal position (right side on table) - Position 2
Serial no.: 01	
Applicant: SVS Nachrichtentechnik GmbH	
Test site: Open area test-site I	
Tested on: Test distance 10 metres Vertical Polarization	
Date of test: 07/05/2002 — Operator: T. Eberl	
Test performed: by hand — File name:	
Detector: Quasi-Peak	List of values: Selected by hand

dBµV/m Limit1: EN 55022 A (10m) Limit2: EN 55011 A Gr. 1 Transducer: HK116 / HL223 (10 m)

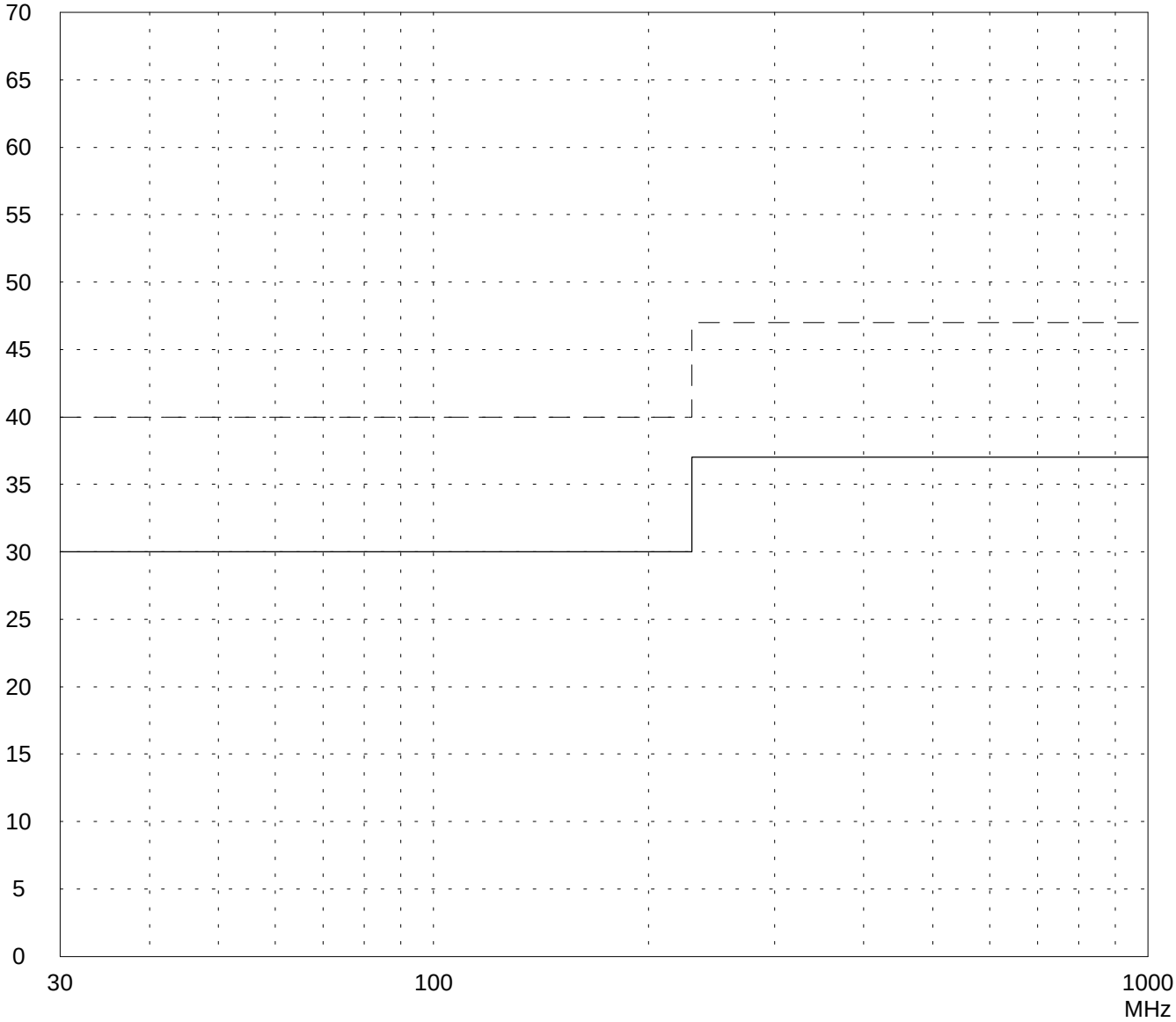

Result: Limit kept	Project file: 51935-20358 Page of Pages

Radiated Emission Test 30 MHz - 1 GHz
according to EN 55011:1998 Group 1 Class A

Model: SHT9 C4/US	Mode: -TX mode
Serial no.: 01	- EUT in horizontal position (right side on table)
Applicant: SVS Nachrichtentechnik GmbH	- Position 2
Test site: Open area test-site I	
Tested on: Test distance 10 metres Vertical Polarization	
Date of test: 07/05/2002 — Operator: T. Eberl	
Test performed: by hand — File name:	

Detector: Quasi-Peak	List of values: Selected by hand

Frequency MHz	*Reading dBµV*	*Correction factor dB*	*Value dBµV/m*	*Limit dBµV/m*	*Limit exceeded*
910.0	44.8	32.2	77.0	37.0	

Result: Limit kept	Project file: 51935-20358 Page of Pages

Radiated Emission Test 30 MHz - 1 GHz
according to EN 55011:1998 Group 1 Class A

Model: SHT9 C4/US	Mode: -TX mode - EUT in vertical position - Position 3
Serial no.: 01	
Applicant: SVS Nachrichtentechnik GmbH	
Test site: Open area test-site I	
Tested on: Test distance 10 metres Vertical Polarization	
Date of test: 07/05/2002 — Operator: T. Eberl	
Test performed: by hand — File name:	
Detector: Quasi-Peak	List of values: Selected by hand

dBµV/m Limit1: EN 55022 A (10m) Limit2: EN 55011 A Gr. 1 Transducer: HK116 / HL223 (10 m)

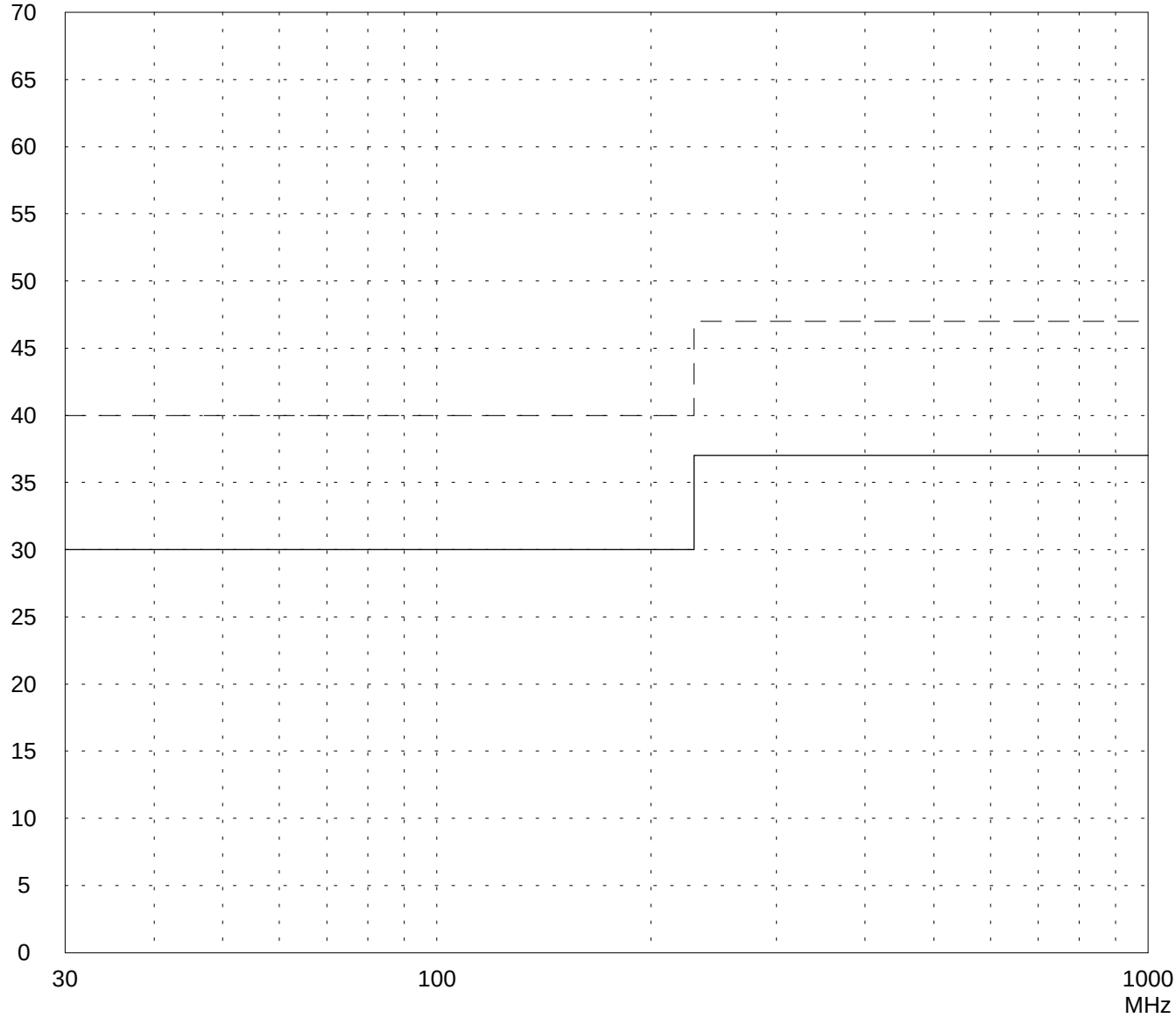

Result: Limit kept	Project file: 51935-20358 Page of Pages

Radiated Emission Test 30 MHz - 1 GHz
according to EN 55011:1998 Group 1 Class A

Model: SHT9 C4/US	Mode: -TX mode
Serial no.: 01	- EUT in vertical position
Applicant: SVS Nachrichtentechnik GmbH	- Position 3
Test site: Open area test-site I	
Tested on: Test distance 10 metres Vertical Polarization	
Date of test: 07/05/2002 — Operator: T. Eberl	
Test performed: by hand — File name:	

Detector: Quasi-Peak	List of values: Selected by hand

Frequency MHz	*Reading dBµV*	*Correction factor dB*	*Value dBµV/m*	*Limit dBµV/m*	*Limit exceeded*
910.0	52.3	32.2	84.5	37.0	

Result: Limit kept	Project file: 51935-20358 Page of Pages

Radiated Emission Test 1 GHz - 8 GHz
acc. to FCC Part 15 (Fully Anechoic Chamber)

Model: SHT9 C4/US	Comment:
Serial no.: 01	- TX mode
Applicant: SVS Nachrichtentechnik GmbH	- EUT in horizontal position (rear side on table)
Test site: Fully anechoic room	- Position 1
Tested on: Test distance 3 metres Horizontal Polarization	
Date of test: 07/03/2002 — Operator: T. Eberl	
Test performed: automatically — File name: default.emi	

Detector: Peak	List of values: Selected by hand

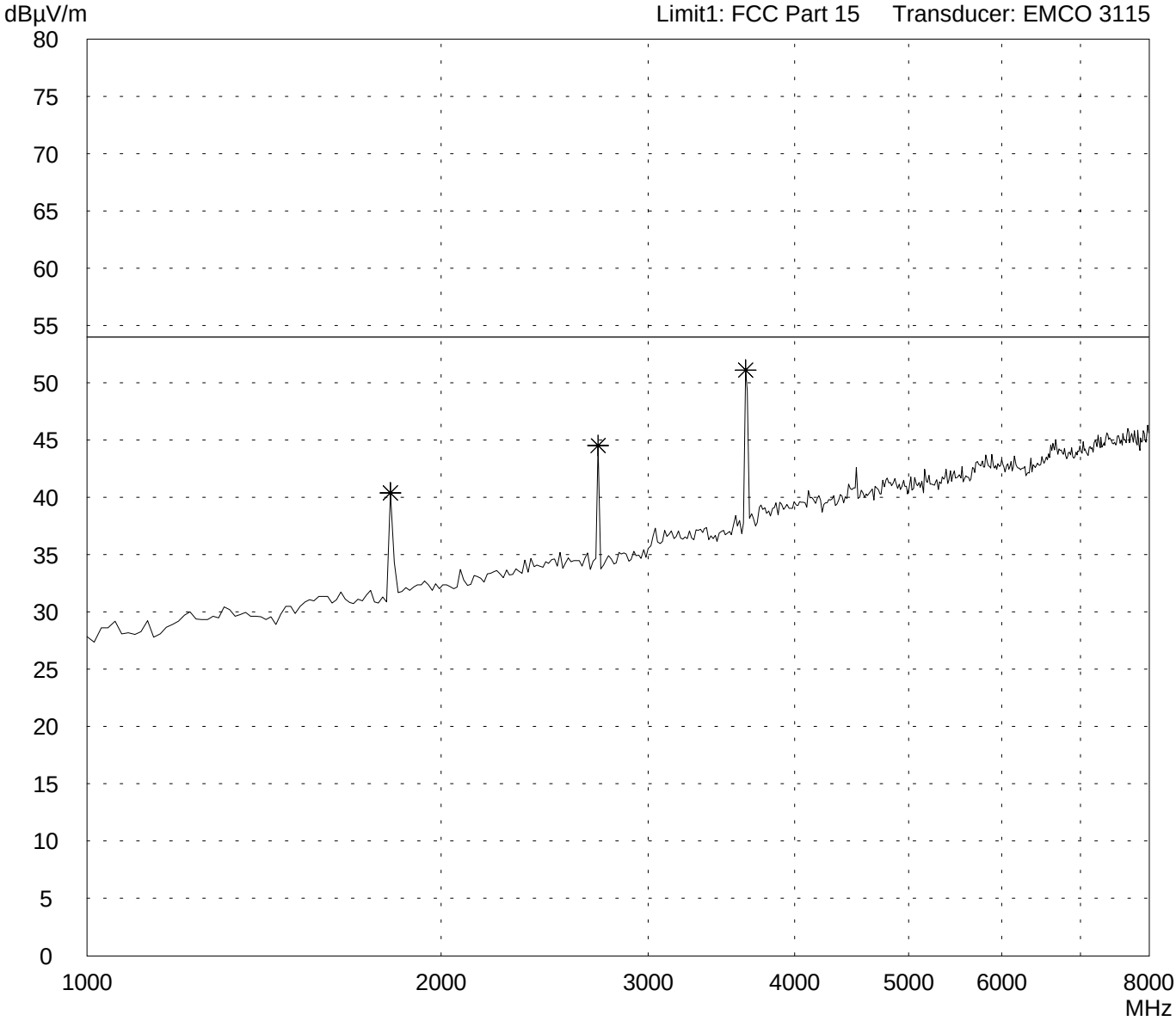

Result: Limit kept	Project file: 51935-20358 Page of Pages

Radiated Emission Test 1 GHz - 8 GHz
acc. to FCC Part 15 (Fully Anechoic Chamber)

Model: SHT9 C4/US	Comment:
Serial no.: 01	- TX mode
Applicant: SVS Nachrichtentechnik GmbH	- EUT in horizontal position (rear side on table)
Test site: Fully anechoic room	- Position 1
Tested on: Test distance 3 metres Horizontal Polarization	
Date of test: 07/03/2002 — Operator: T. Eberl	
Test performed: automatically — File name: default.emi	

Detector: Peak	List of values: Selected by hand

Frequency [MHz]	*Reading [dBµV]*	*Correction factor [dB]*	*Value [dBµV/m]*	*Limit [dBµV/m]*	*Limit exceeded*
1812.000000	10.78	29.60	40.38	54.00	
2722.000000	11.93	32.60	44.53	54.00	
3632.000000	16.01	35.11	51.13	54.00	

Result: Limit kept	Project file: 51935-20358 Page of Pages

Radiated Emission Test 1 GHz - 8 GHz
acc. to FCC Part 15 (Fully Anechoic Chamber)

Model: SHT9 C4/US	Comment: - TX mode - EUT in horizontal position (right side on table) - Position 2
Serial no.: 01	
Applicant: SVS Nachrichtentechnik GmbH	
Test site: Fully anechoic room	
Tested on: Test distance 3 metres Horizontal Polarization	
Date of test: 07/03/2002 — Operator: T. Eberl	
Test performed: automatically — File name: default.emi	
Detector: Peak	List of values: Selected by hand

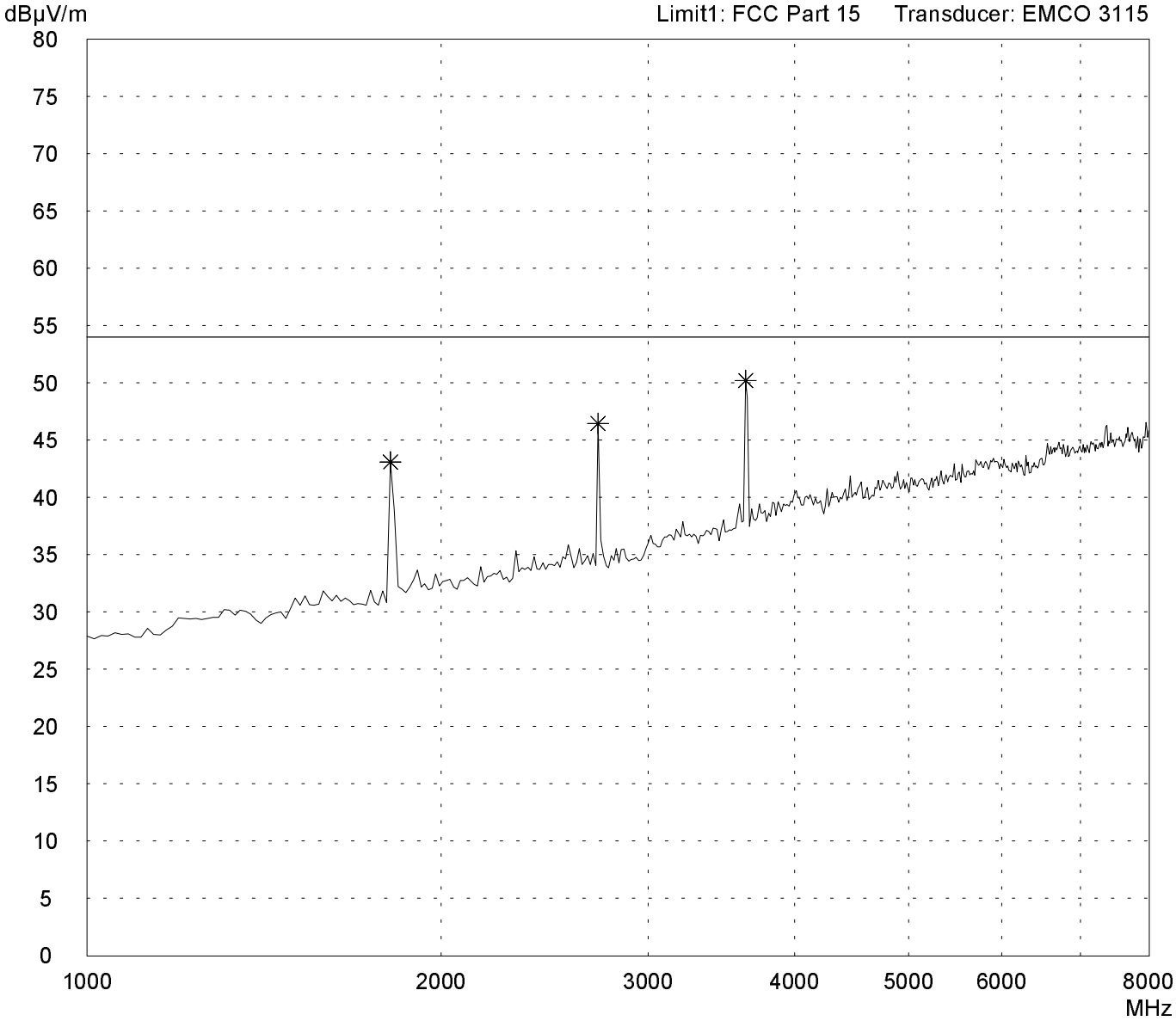

Result: Limit kept	Project file: 51935-20358 Page of Pages

Radiated Emission Test 1 GHz - 8 GHz
acc. to FCC Part 15 (Fully Anechoic Chamber)

Model: SHT9 C4/US	Comment: - TX mode - EUT in horizontal position (right side on table) - Position 2
Serial no.: 01	
Applicant: SVS Nachrichtentechnik GmbH	
Test site: Fully anechoic room	
Tested on: Test distance 3 metres Horizontal Polarization	
Date of test: 07/03/2002 — Operator: T. Eberl	
Test performed: automatically — File name: default.emi	

Detector: Peak	List of values: Selected by hand

Frequency [MHz]	*Reading [dBµV]*	*Correction factor [dB]*	*Value [dBµV/m]*	*Limit [dBµV/m]*	*Limit exceeded*
1812.000000	13.48	29.60	43.08	54.00	
2722.000000	13.84	32.60	46.45	54.00	
3632.000000	15.07	35.11	50.19	54.00	

Result: Limit kept	Project file: 51935-20358 Page of Pages

Radiated Emission Test 1 GHz - 8 GHz
acc. to FCC Part 15 (Fully Anechoic Chamber)

Model: SHT9 C4/US	Comment: - TX mode - EUT in vertical position - Position 3
Serial no.: 01	
Applicant: SVS Nachrichtentechnik GmbH	
Test site: Fully anechoic room	
Tested on: Test distance 3 metres Horizontal Polarization	
Date of test: 07/03/2002 — Operator: T. Eberl	
Test performed: automatically — File name: default.emi	

Detector: Peak	List of values: Selected by hand

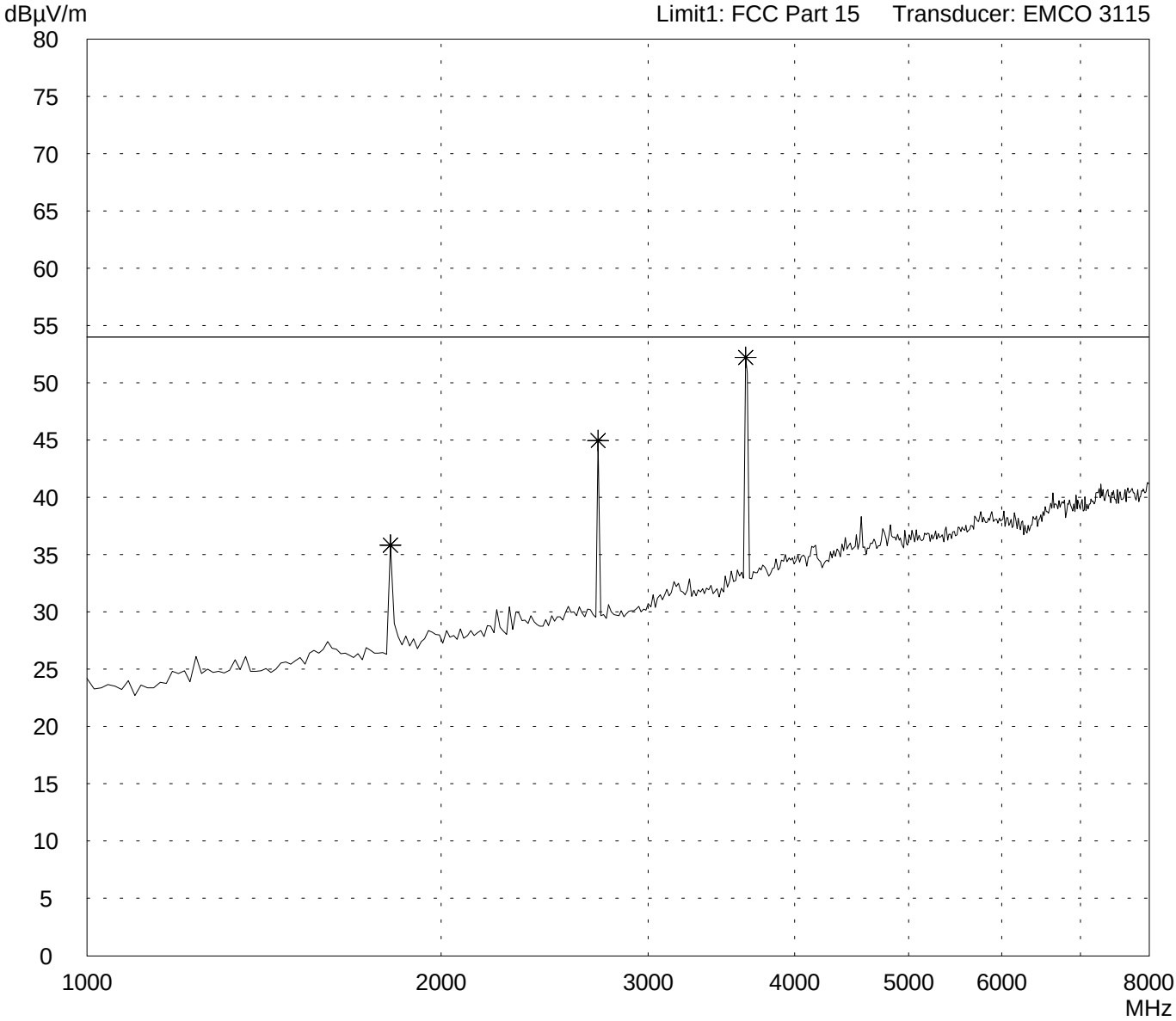

Result: Limit kept	Project file: 51935-20358 Page of Pages

Radiated Emission Test 1 GHz - 8 GHz
acc. to FCC Part 15 (Fully Anechoic Chamber)

Model: SHT9 C4/US	Comment:
Serial no.: 01	- TX mode
Applicant: SVS Nachrichtentechnik GmbH	- EUT in vertical position
Test site: Fully anechoic room	- Position 3
Tested on: Test distance 3 metres Horizontal Polarization	
Date of test: 07/03/2002 — Operator: T. Eberl	
Test performed: automatically — File name: default.emi	

Detector: Peak	List of values: Selected by hand

Frequency [MHz]	*Reading [dBµV]*	*Correction factor [dB]*	*Value [dBµV/m]*	*Limit [dBµV/m]*	*Limit exceeded*
1812.000000	6.20	29.60	35.81	54.00	
2722.000000	12.35	32.60	44.95	54.00	
3632.000000	17.08	35.11	52.19	54.00	

Result: Limit kept	Project file: 51935-20358 Page of Pages

Radiated Emission Test 8 GHz - 10 GHz
acc. to FCC Part 15 (Fully Anechoic Chamber)

Model: SHT9 C4/US	Comment:
Serial no.: 01	- TX mode
Applicant: SVS Nachrichtentechnik GmbH	- EUT in horizontal position (rear side on table)
Test site: Fully anechoic room	- Position 1
Tested on: Test distance 3 metres Horizontal Polarization	
Date of test: 07/03/2002 — Operator: T. Eberl	
Test performed: automatically — File name: default.emi	

Detector: Peak	List of values: Selected by hand

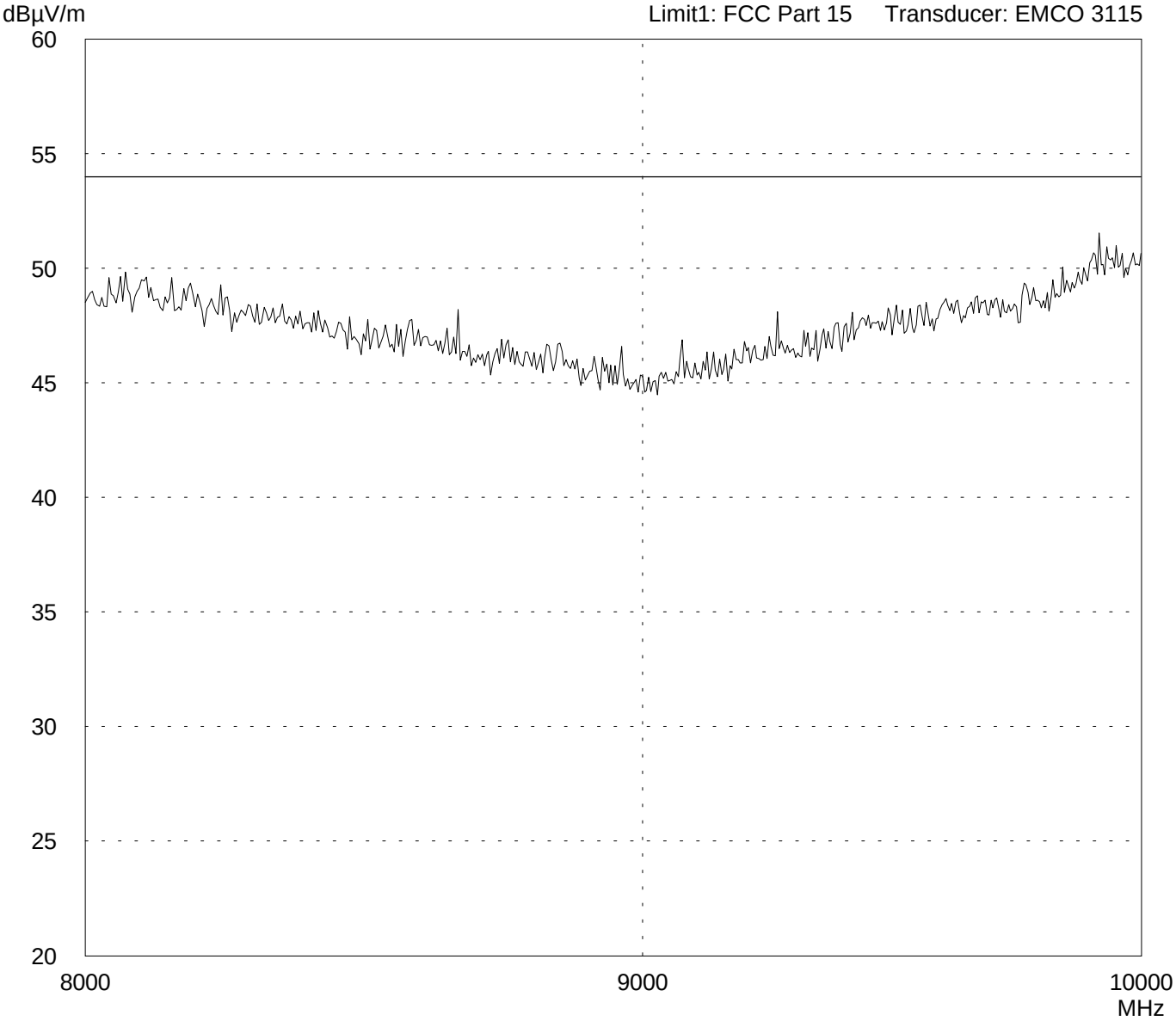

Result: Limit kept	Project file: 51935-20358 Page of Pages

Radiated Emission Test 8 GHz - 10 GHz
acc. to FCC Part 15 (Fully Anechoic Chamber)

Model: SHT9 C4/US	Comment:
Serial no.: 01	- TX mode
Applicant: SVS Nachrichtentechnik GmbH	- EUT in horizontal position (rear side on table)
Test site: Fully anechoic room	- Position 1
Tested on: Test distance 3 metres Horizontal Polarization	
Date of test: 07/03/2002 — Operator: T. Eberl	
Test performed: automatically — File name: default.emi	

Detector: Peak	List of values: Selected by hand

Frequency [MHz]	*Reading [dBµV]*	*Correction factor [dB]*	*Value [dBµV/m]*	*Limit [dBµV/m]*	*Limit exceeded*
no results					

Result: Limit kept	Project file: 51935-20358 Page of Pages

Radiated Emission Test 8 GHz - 10 GHz
acc. to FCC Part 15 (Fully Anechoic Chamber)

Model: SHT9 C4/US	Comment: - TX mode - EUT in horizontal position (right side on table) - Position 2
Serial no.: 01	
Applicant: SVS Nachrichtentechnik GmbH	
Test site: Fully anechoic room	
Tested on: Test distance 3 metres Horizontal Polarization	
Date of test: 07/03/2002 — Operator: T. Eberl	
Test performed: automatically — File name: default.emi	
Detector: Peak	List of values: Selected by hand

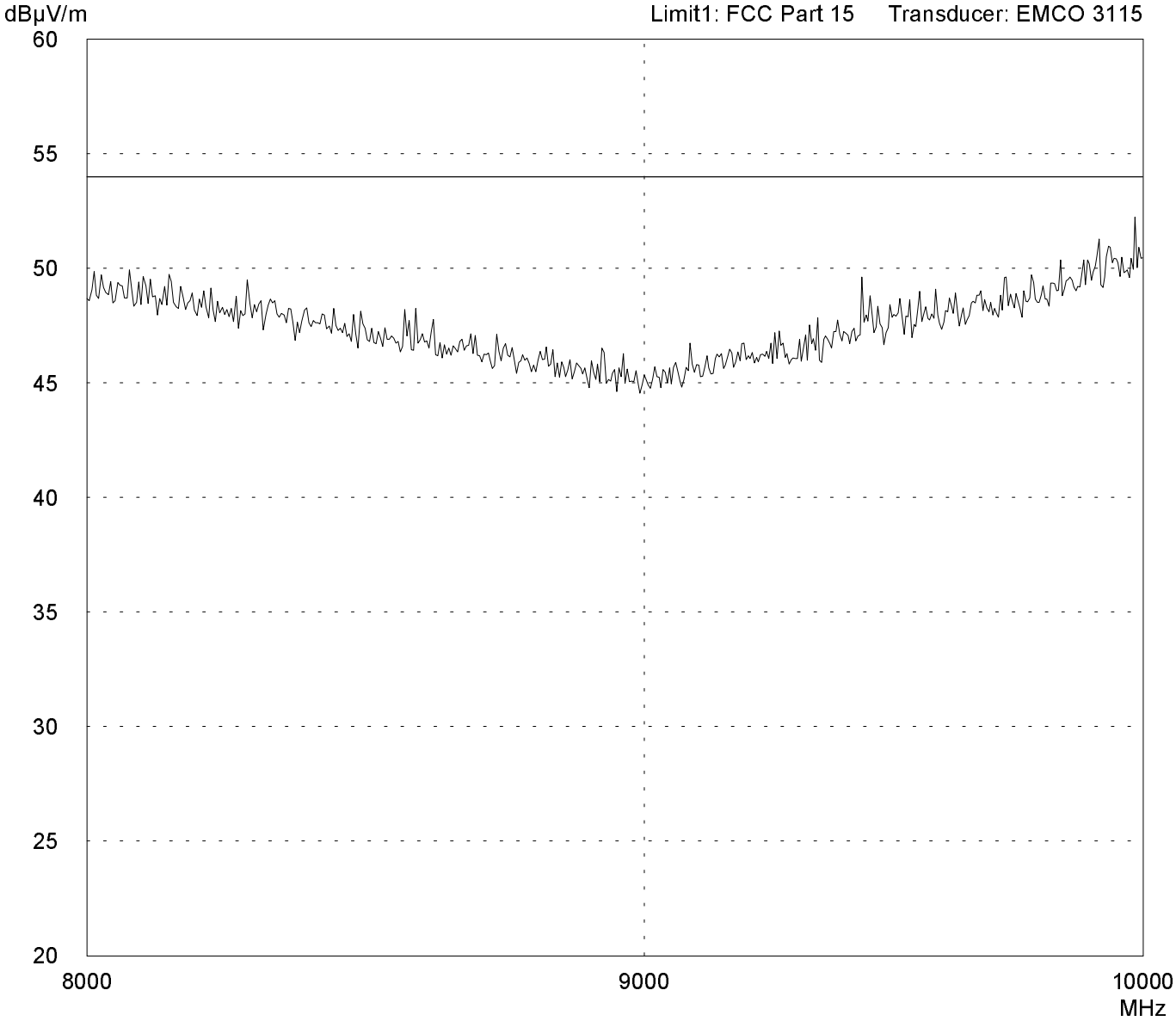

Result: Limit kept	Project file: 51935-20358 Page of Pages

Radiated Emission Test 8 GHz - 10 GHz
acc. to FCC Part 15 (Fully Anechoic Chamber)

Model: SHT9 C4/US	Comment:
Serial no.: 01	- TX mode
Applicant: SVS Nachrichtentechnik GmbH	- EUT in horizontal position (right side on table)
Test site: Fully anechoic room	- Position 2
Tested on: Test distance 3 metres Horizontal Polarization	
Date of test: 07/03/2002 — Operator: T. Eberl	
Test performed: automatically — File name: default.emi	

Detector: Peak	List of values: Selected by hand

Frequency [MHz]	*Reading [dBµV]*	*Correction factor [dB]*	*Value [dBµV/m]*	*Limit [dBµV/m]*	*Limit exceeded*
no results					

Result: Limit kept	Project file: 51935-20358 Page of Pages

Radiated Emission Test 8 GHz - 10 GHz
acc. to FCC Part 15 (Fully Anechoic Chamber)

Model: SHT9 C4/US	Comment: - TX mode - EUT in vertical position - Position 3
Serial no.: 01	
Applicant: SVS Nachrichtentechnik GmbH	
Test site: Fully anechoic room	
Tested on: Test distance 3 metres Horizontal Polarization	
Date of test: 07/03/2002 / Operator: T. Eberl	
Test performed: automatically / File name: default.emi	
Detector: Peak	List of values: Selected by hand

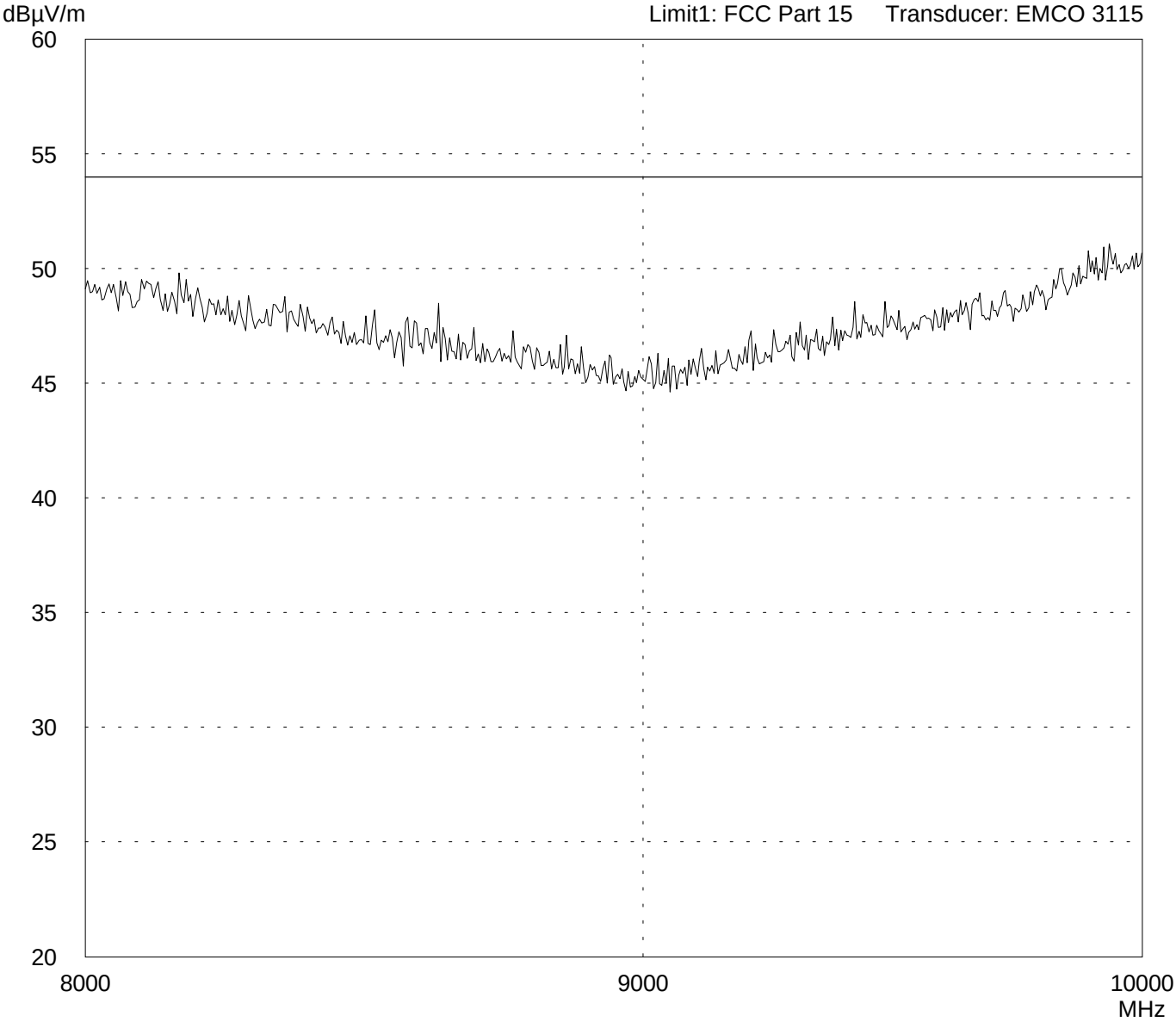

Result: Limit kept	Project file: 51935-20358 Page of Pages

Radiated Emission Test 8 GHz - 10 GHz
acc. to FCC Part 15 (Fully Anechoic Chamber)

Model: SHT9 C4/US	Comment:
Serial no.: 01	- TX mode
Applicant: SVS Nachrichtentechnik GmbH	- EUT in vertical position
Test site: Fully anechoic room	- Position 3
Tested on: Test distance 3 metres Horizontal Polarization	
Date of test: 07/03/2002 — Operator: T. Eberl	
Test performed: automatically — File name: default.emi	

Detector: Peak	List of values: Selected by hand

Frequency [MHz]	*Reading [dBµV]*	*Correction factor [dB]*	*Value [dBµV/m]*	*Limit [dBµV/m]*	*Limit exceeded*
no results					

Result: Limit kept	Project file: 51935-20358 Page of Pages

Radiated Emission Test 1 GHz - 8 GHz
acc. to FCC Part 15 (Fully Anechoic Chamber)

Model: SHT9 C4/US	Comment: - TX mode - EUT in horizontal position (rear side on table) - Position 1
Serial no.: 01	
Applicant: SVS Nachrichtentechnik GmbH	
Test site: Fully anechoic room	
Tested on: Test distance 3 metres Vertical Polarization	
Date of test: 07/03/2002 — Operator: T. Eberl	
Test performed: automatically — File name: default.emi	

Detector: Peak	List of values: Selected by hand

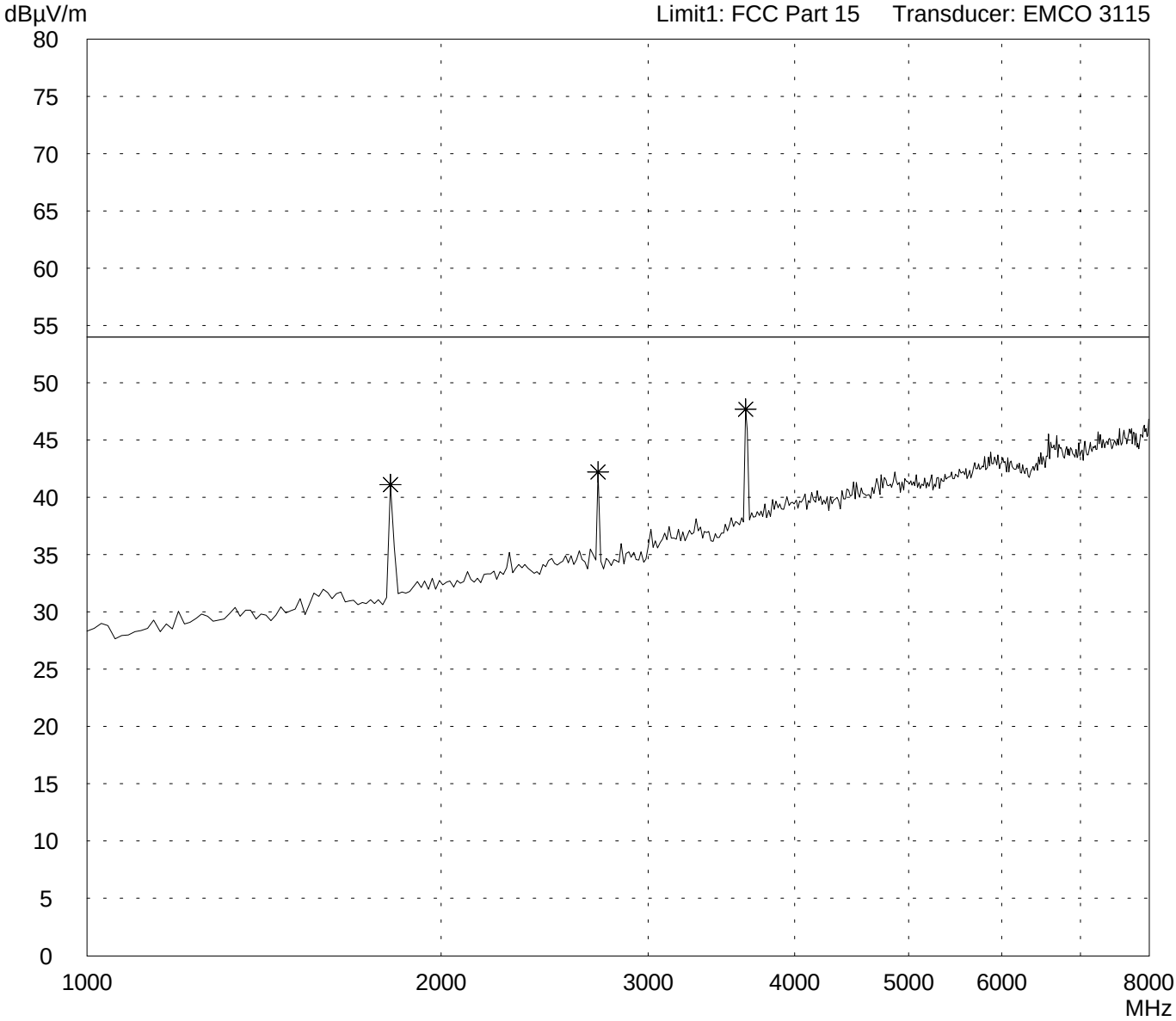

Result: Limit kept	Project file: 51935-20358 Page of Pages

Radiated Emission Test 1 GHz - 8 GHz
acc. to FCC Part 15 (Fully Anechoic Chamber)

Model: SHT9 C4/US	Comment:
Serial no.: 01	- TX mode
Applicant: SVS Nachrichtentechnik GmbH	- EUT in horizontal position (rear side on table)
Test site: Fully anechoic room	- Position 1
Tested on: Test distance 3 metres Vertical Polarization	
Date of test: 07/03/2002 — Operator: T. Eberl	
Test performed: automatically — File name: default.emi	

Detector: Peak	List of values: Selected by hand

Frequency [MHz]	*Reading [dBµV]*	*Correction factor [dB]*	*Value [dBµV/m]*	*Limit [dBµV/m]*	*Limit exceeded*
1812.000000	11.50	29.60	41.10	54.00	
2722.000000	9.59	32.60	42.19	54.00	
3632.000000	12.59	35.11	47.71	54.00	

Result: Limit kept	Project file: 51935-20358 Page of Pages

Radiated Emission Test 1 GHz - 8 GHz
acc. to FCC Part 15 (Fully Anechoic Chamber)

Model: SHT9 C4/US	Comment:
Serial no.: 01	- TX mode
Applicant: SVS Nachrichtentechnik GmbH	- EUT in horizontal position (right side on table)
Test site: Fully anechoic room	- Position 2
Tested on: Test distance 3 metres Vertical Polarization	
Date of test: 07/03/2002 — Operator: T. Eberl	
Test performed: automatically — File name: default.emi	

Detector: Peak	List of values: Selected by hand

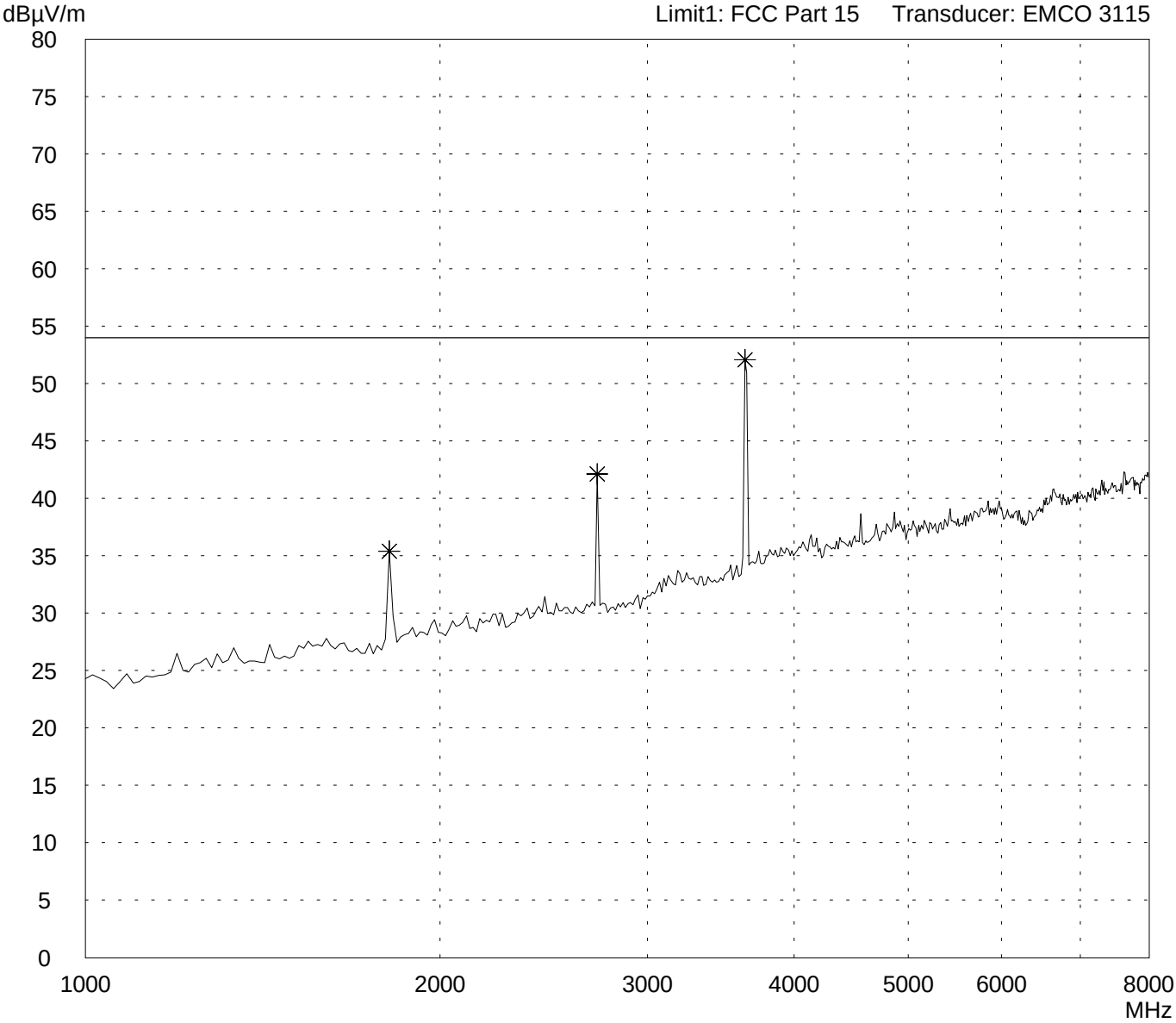

Result: Limit kept	Project file: 51935-20358 Page of Pages

Radiated Emission Test 1 GHz - 8 GHz
acc. to FCC Part 15 (Fully Anechoic Chamber)

Model: SHT9 C4/US	Comment:
Serial no.: 01	- TX mode
Applicant: SVS Nachrichtentechnik GmbH	- EUT in horizontal position (right side on table)
Test site: Fully anechoic room	- Position 2
Tested on: Test distance 3 metres Vertical Polarization	
Date of test: 07/03/2002 — Operator: T. Eberl	
Test performed: automatically — File name: default.emi	

Detector: Peak	List of values: Selected by hand

Frequency [MHz]	*Reading [dBµV]*	*Correction factor [dB]*	*Value [dBµV/m]*	*Limit [dBµV/m]*	*Limit exceeded*
1812.000000	5.80	29.60	35.40	54.00	
2722.000000	9.52	32.60	42.12	54.00	
3632.000000	16.97	35.11	52.08	54.00	

Result: Limit kept	Project file: 51935-20358 Page of Pages

Radiated Emission Test 1 GHz - 8 GHz
acc. to FCC Part 15 (Fully Anechoic Chamber)

Model: SHT9 C4/US	Comment: - TX mode - EUT in vertical position - Position 3
Serial no.: 01	
Applicant: SVS Nachrichtentechnik GmbH	
Test site: Fully anechoic room	
Tested on: Test distance 3 metres Vertical Polarization	
Date of test: 07/03/2002 — Operator: T. Eberl	
Test performed: automatically — File name: default.emi	

Detector: Peak	List of values: Selected by hand

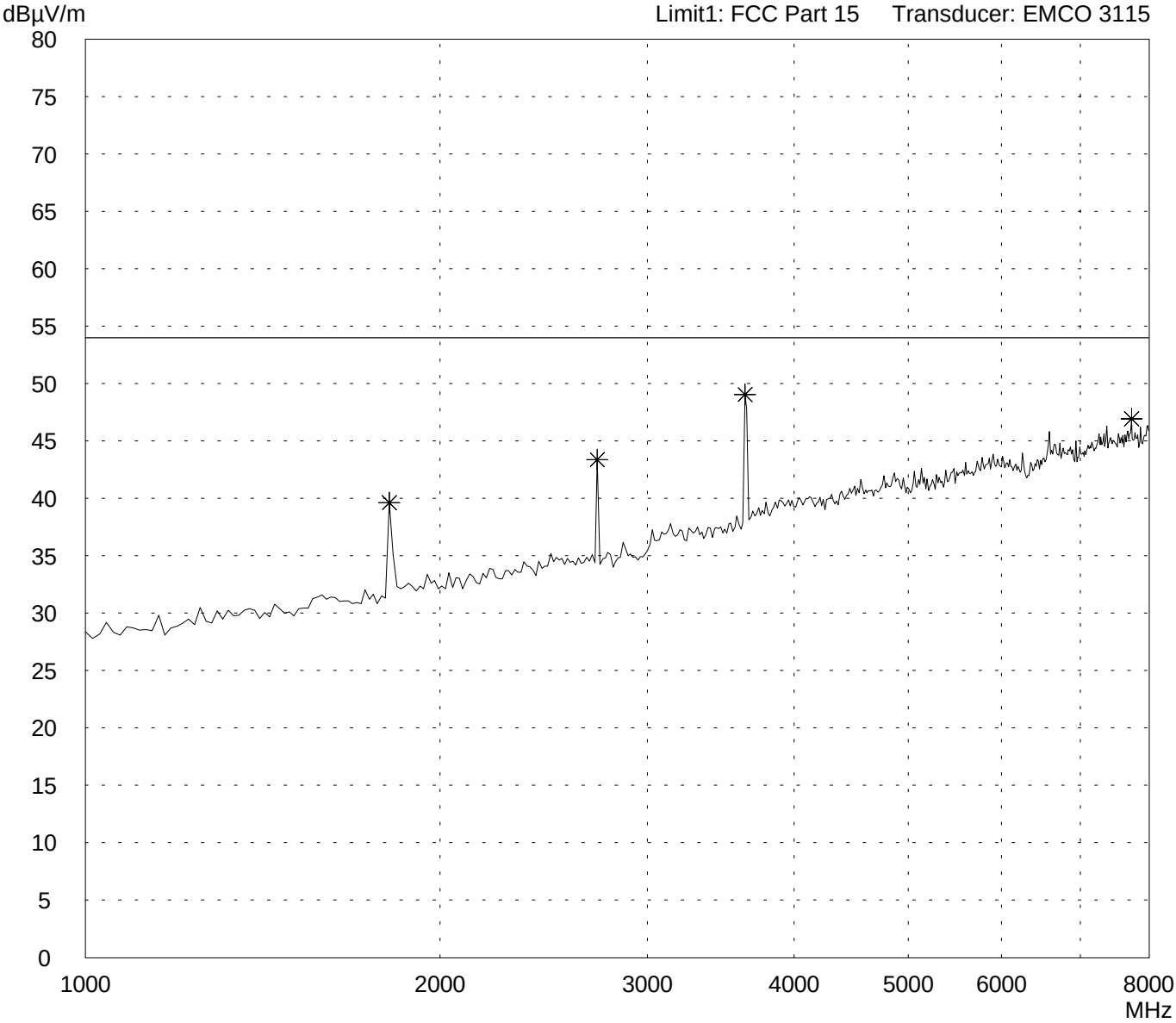

Result: Limit kept	Project file: 51935-20358 Page of Pages

Radiated Emission Test 1 GHz - 8 GHz
acc. to FCC Part 15 (Fully Anechoic Chamber)

Model: SHT9 C4/US	Comment:
Serial no.: 01	- TX mode
Applicant: SVS Nachrichtentechnik GmbH	- EUT in vertical position
Test site: Fully anechoic room	- Position 3
Tested on: Test distance 3 metres Vertical Polarization	
Date of test: 07/03/2002 — Operator: T. Eberl	
Test performed: automatically — File name: default.emi	

Detector: Peak	List of values: Selected by hand

Frequency [MHz]	*Reading [dBµV]*	*Correction factor [dB]*	*Value [dBµV/m]*	*Limit [dBµV/m]*	*Limit exceeded*
1812.000000	10.01	29.60	39.61	54.00	
2722.000000	10.75	32.60	43.36	54.00	
3632.000000	13.91	35.11	49.02	54.00	
7734.000000	5.50	41.42	46.92	54.00	

Result: Limit kept	Project file: 51935-20358 Page of Pages

Radiated Emission Test 8 GHz - 10 GHz
acc. to FCC Part 15 (Fully Anechoic Chamber)

Model: SHT9 C4/US	Comment:
Serial no.: 01	- TX mode
Applicant: SVS Nachrichtentechnik GmbH	- EUT in horizontal position (rear side on table)
Test site: Fully anechoic room	- Position 1
Tested on: Test distance 3 metres Vertical Polarization	
Date of test: 07/03/2002 — Operator: T. Eberl	
Test performed: automatically — File name: default.emi	

Detector: Peak	List of values: Selected by hand

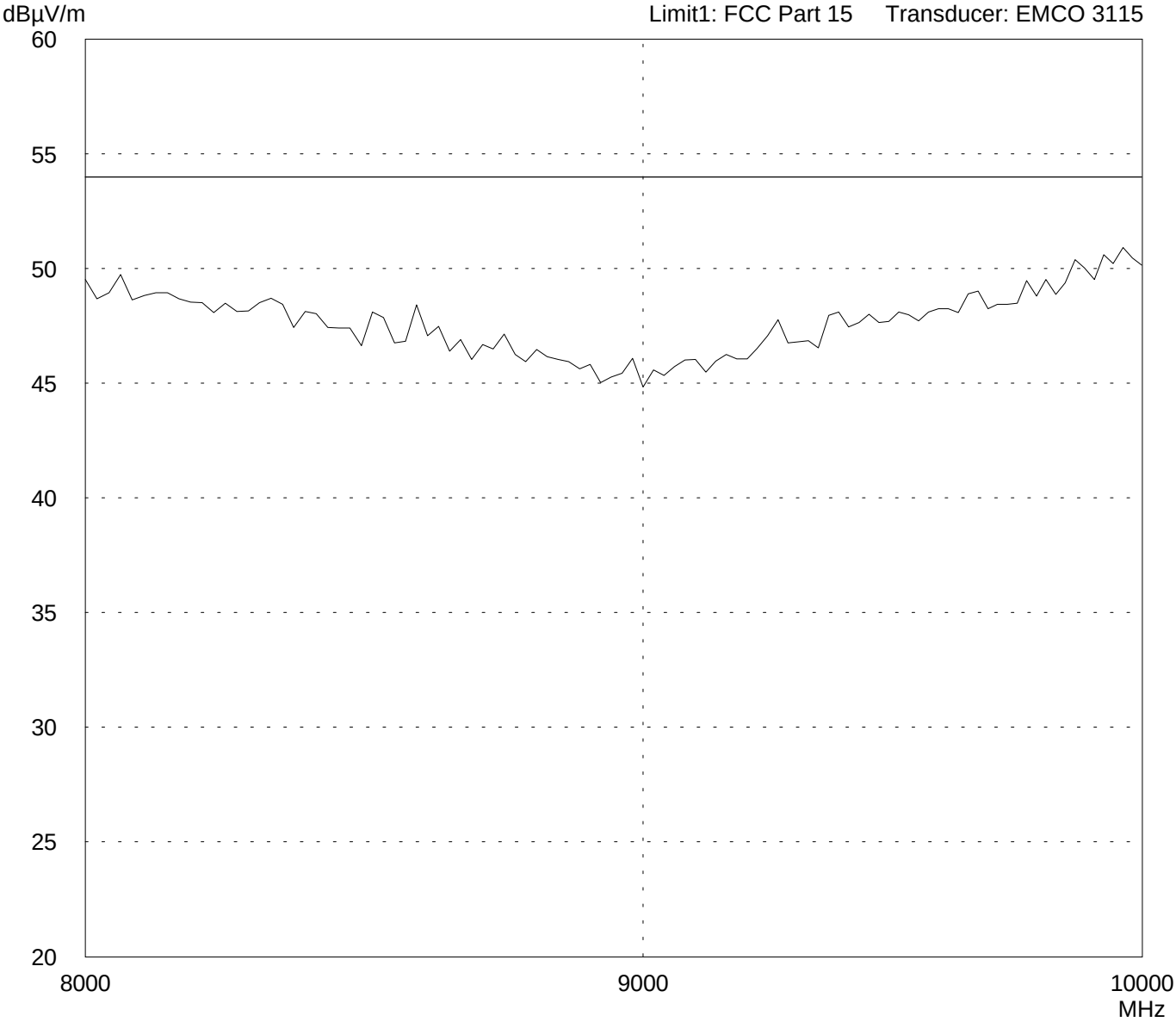

Result: Limit kept	Project file: 51935-20358 Page of Pages

Radiated Emission Test 8 GHz - 10 GHz
acc. to FCC Part 15 (Fully Anechoic Chamber)

Model: SHT9 C4/US	Comment:
Serial no.: 01	- TX mode
Applicant: SVS Nachrichtentechnik GmbH	- EUT in horizontal position (rear side on table)
Test site: Fully anechoic room	- Position 1
Tested on: Test distance 3 metres Vertical Polarization	
Date of test: 07/03/2002 — Operator: T. Eberl	
Test performed: automatically — File name: default.emi	

Detector: Peak	List of values: Selected by hand

Frequency [MHz]	*Reading [dBµV]*	*Correction factor [dB]*	*Value [dBµV/m]*	*Limit [dBµV/m]*	*Limit exceeded*
no results					

Result: Limit kept	Project file: 51935-20358 Page of Pages

Radiated Emission Test 8 GHz - 10 GHz
acc. to FCC Part 15 (Fully Anechoic Chamber)

Model: SHT9 C4/US	Comment:
Serial no.: 01	- TX mode
Applicant: SVS Nachrichtentechnik GmbH	- EUT in horizontal position (right side on table)
Test site: Fully anechoic room	- Position 2
Tested on: Test distance 3 metres Vertical Polarization	
Date of test: 07/03/2002 — Operator: T. Eberl	
Test performed: automatically — File name: default.emi	

Detector: Peak	List of values: Selected by hand

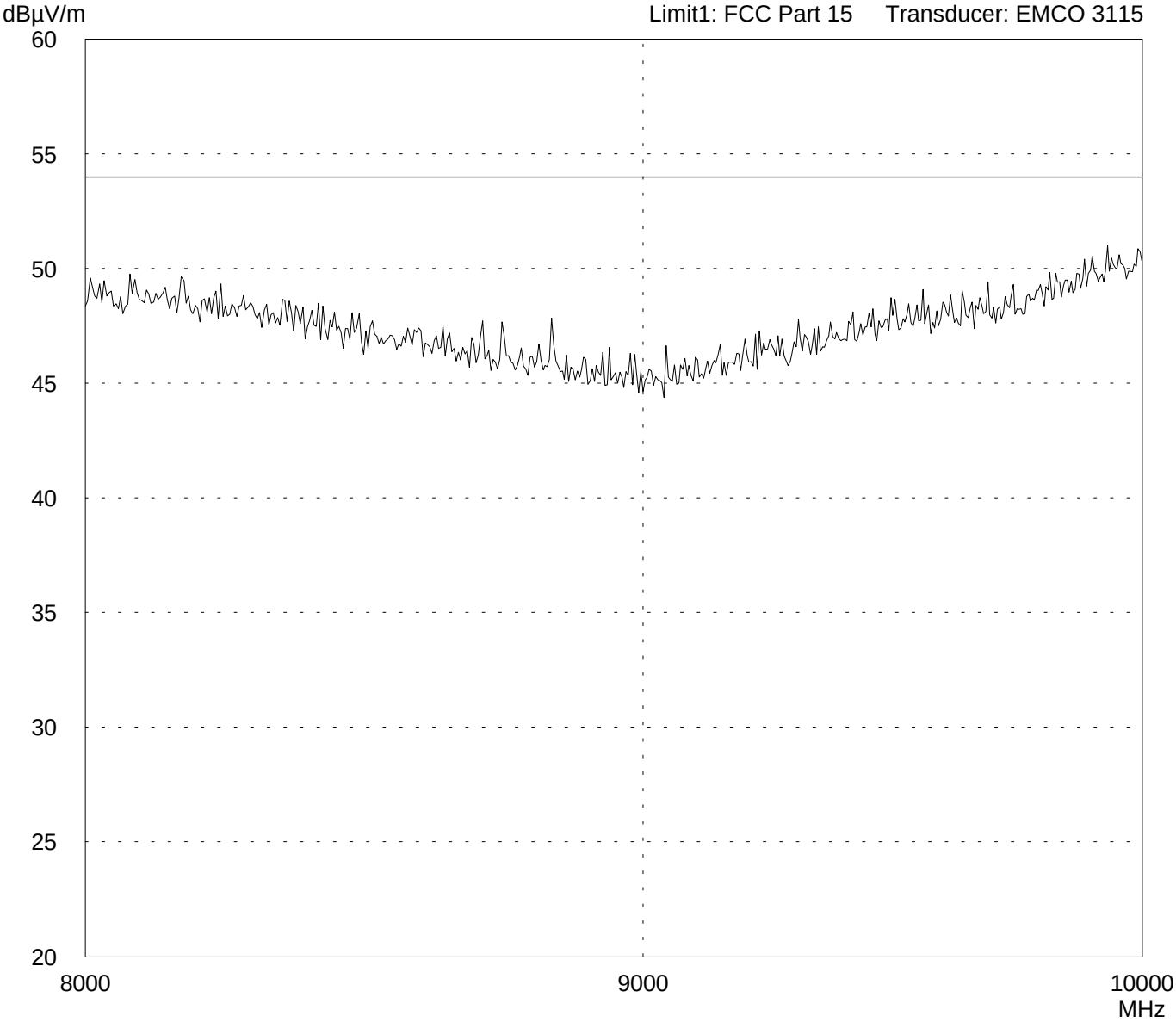

Result: Limit kept	Project file: 51935-20358 Page of Pages

Radiated Emission Test 8 GHz - 10 GHz
acc. to FCC Part 15 (Fully Anechoic Chamber)

Model: SHT9 C4/US	Comment:
Serial no.: 01	- TX mode
Applicant: SVS Nachrichtentechnik GmbH	- EUT in horizontal position (right side on table)
Test site: Fully anechoic room	- Position 2
Tested on: Test distance 3 metres Vertical Polarization	
Date of test: 07/03/2002 — Operator: T. Eberl	
Test performed: automatically — File name: default.emi	

Detector: Peak	List of values: Selected by hand

Frequency [MHz]	*Reading [dBµV]*	*Correction factor [dB]*	*Value [dBµV/m]*	*Limit [dBµV/m]*	*Limit exceeded*
no results					

Result: Limit kept	Project file: 51935-20358 Page of Pages

Radiated Emission Test 8 GHz - 10 GHz
acc. to FCC Part 15 (Fully Anechoic Chamber)

Model: SHT9 C4/US	Comment:
Serial no.: 01	- TX mode
Applicant: SVS Nachrichtentechnik GmbH	- EUT in vertical position
Test site: Fully anechoic room	- Position 3
Tested on: Test distance 3 metres Vertical Polarization	
Date of test: 07/03/2002 — Operator: T. Eberl	
Test performed: automatically — File name: default.emi	

Detector: Peak	List of values: Selected by hand

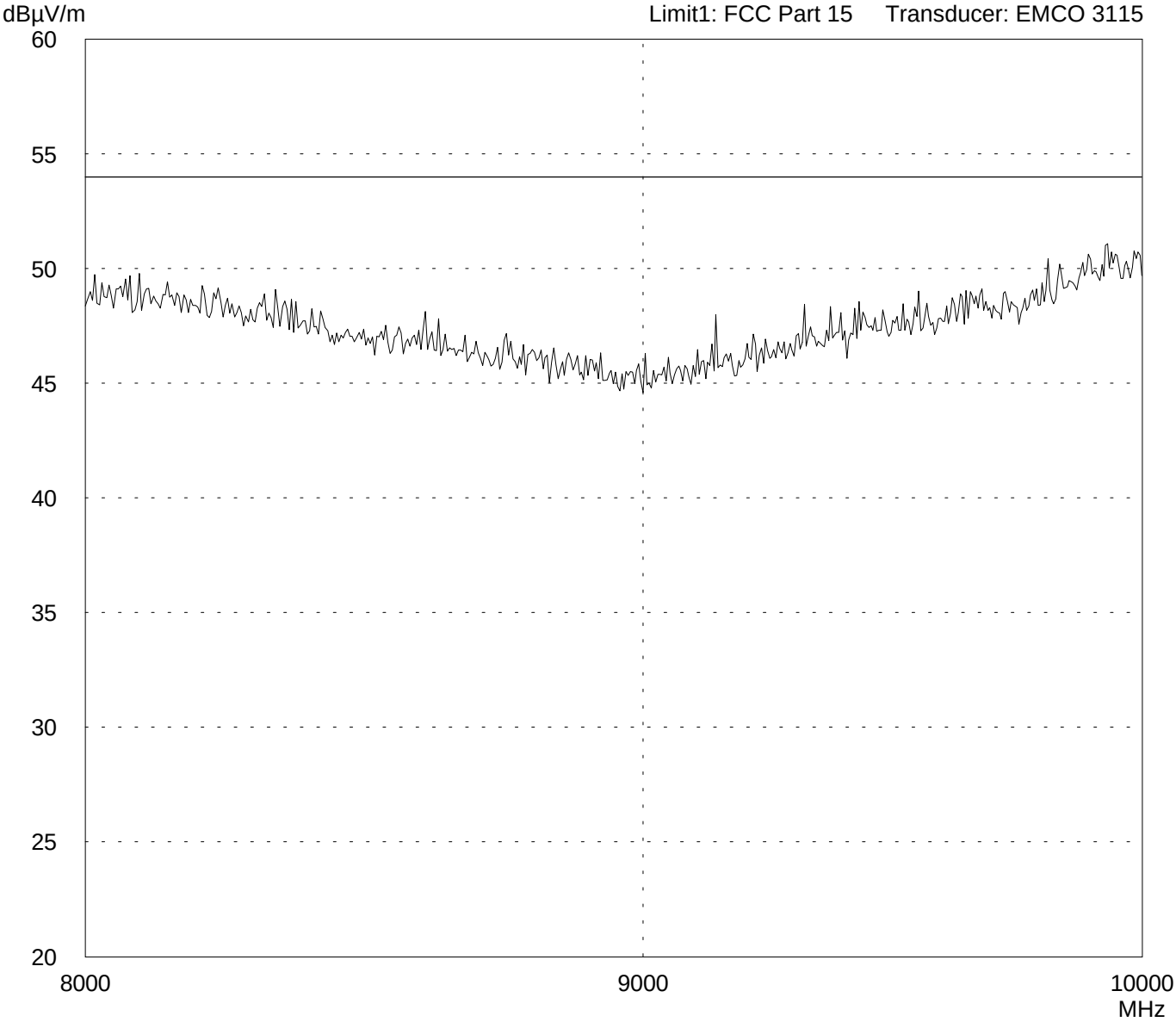

Result: Limit kept	Project file: 51935-20358 Page of Pages

Radiated Emission Test 8 GHz - 10 GHz
acc. to FCC Part 15 (Fully Anechoic Chamber)

Model: SHT9 C4/US	Comment:
Serial no.: 01	- TX mode
Applicant: SVS Nachrichtentechnik GmbH	- EUT in vertical position
Test site: Fully anechoic room	- Position 3
Tested on: Test distance 3 metres Vertical Polarization	
Date of test: 07/03/2002 — Operator: T. Eberl	
Test performed: automatically — File name: default.emi	

Detector: Peak	List of values: Selected by hand

Frequency [MHz]	*Reading [dBµV]*	*Correction factor [dB]*	*Value [dBµV/m]*	*Limit [dBµV/m]*	*Limit exceeded*
no results					

Result: Limit kept	Project file: 51935-20358 Page of Pages