Site: AC1	Time: 2017/07/19 - 05:04
Limit: FCC_Part15.209_RE(3m)	Engineer: Kevin Ker
Probe: BBHA9120D_1GHz_18GHz	Polarity: Vertical
EUT: Thermal Printer	Power: AC 120V/60Hz
Test Mode: Transmit by 802.11a at channel 5180MHz Ant 1	

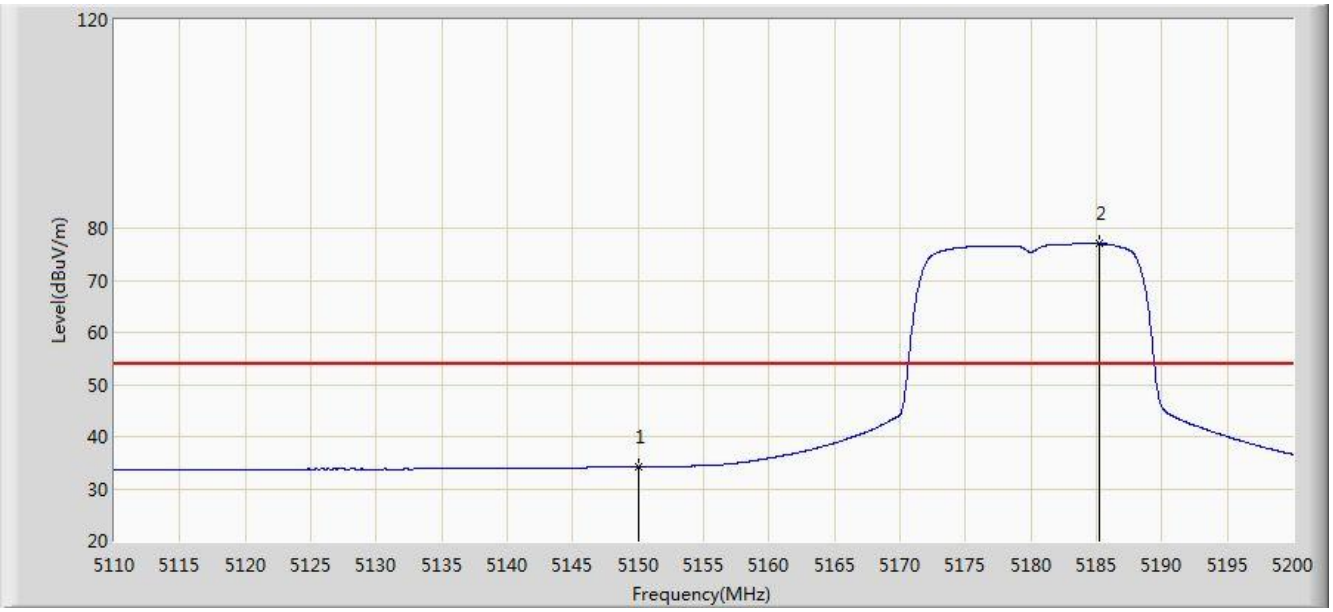

No	Mark	Frequency (MHz)	Measure Level (dBuV/m)	Reading Level (dBuV)	Over Limit (dB)	Limit (dBuV/m)	Factor (dB)	Type
1		5150.000	34.158	29.989	-19.842	54.000	4.170	AV
2	*	5185.240	76.994	72.944	N/A	N/A	4.050	AV

Note: Measure Level (dBμV/m) = Reading Level (dBμV) + Factor (dB)

Factor (dB) = Cable Loss (dB) + Antenna Factor (dB/m) - Pre-amplifier Factor (dB)

Site: AC1	Time: 2017/07/19 - 05:05
Limit: FCC_Part15.209_RE(3m)	Engineer: Kevin Ker
Probe: BBHA9120D_1GHz_18GHz	Polarity: Horizontal
EUT: Thermal Printer	Power: AC 120V/60Hz
Test Mode: Transmit by 802.11a at channel 5320MHz Ant 1	

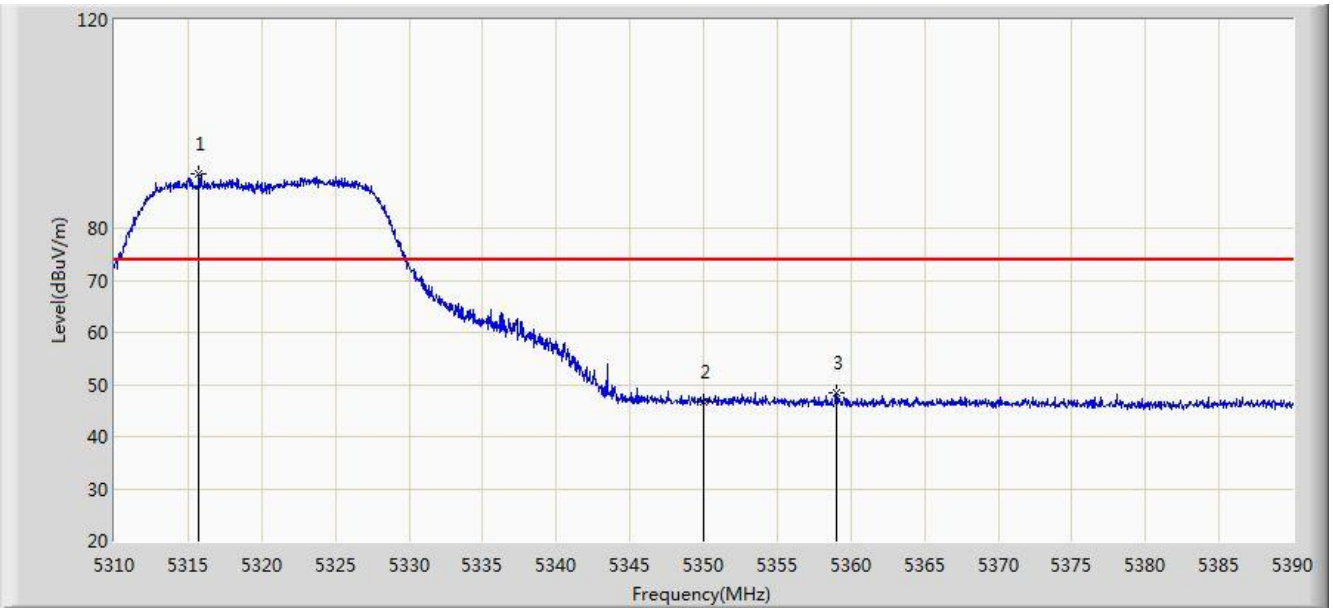

No	Mark	Frequency (MHz)	Measure Level (dBuV/m)	Reading Level (dBuV)	Over Limit (dB)	Limit (dBuV/m)	Factor (dB)	Type
1	*	5315.720	90.391	86.551	N/A	N/A	3.840	PK
2		5350.000	46.688	42.783	-27.312	74.000	3.904	PK
3		5359.040	48.438	44.517	-25.562	74.000	3.921	PK

Note: Measure Level (dBμV/m) = Reading Level (dBμV) + Factor (dB)

Factor (dB) = Cable Loss (dB) + Antenna Factor (dB/m) - Pre-amplifier Factor (dB)

Site: AC1	Time: 2017/07/19 - 05:07
Limit: FCC_Part15.209_RE(3m)	Engineer: Kevin Ker
Probe: BBHA9120D_1GHz_18GHz	Polarity: Horizontal
EUT: Thermal Printer	Power: AC 120V/60Hz
Test Mode: Transmit by 802.11a at channel 5320MHz Ant 1	

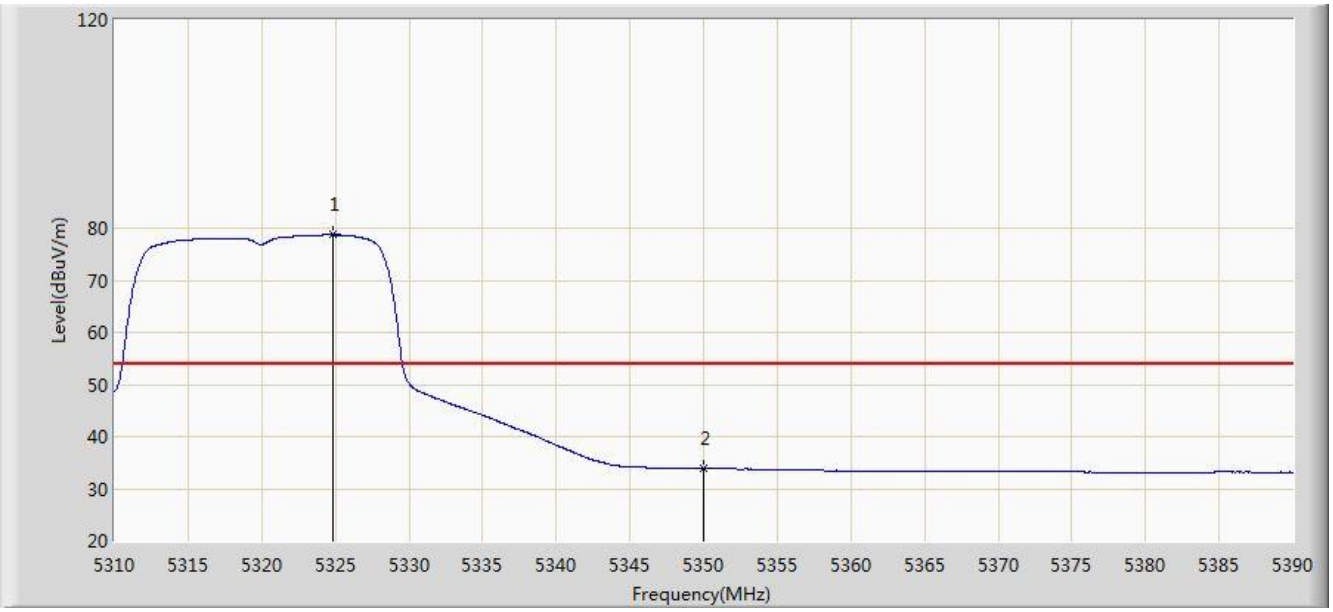

No	Mark	Frequency (MHz)	Measure Level (dBuV/m)	Reading Level (dBuV)	Over Limit (dB)	Limit (dBuV/m)	Factor (dB)	Type
1	*	5324.880	78.724	74.866	N/A	N/A	3.858	AV
2		5350.000	33.869	29.964	-20.131	54.000	3.904	AV

Note: Measure Level (dBμV/m) = Reading Level (dBμV) + Factor (dB)

Factor (dB) = Cable Loss (dB) + Antenna Factor (dB/m) - Pre-amplifier Factor (dB)

Site: AC1	Time: 2017/07/19 - 05:08
Limit: FCC_Part15.209_RE(3m)	Engineer: Kevin Ker
Probe: BBHA9120D_1GHz_18GHz	Polarity: Vertical
EUT: Thermal Printer	Power: AC 120V/60Hz
Test Mode: Transmit by 802.11a at channel 5320MHz Ant 1	

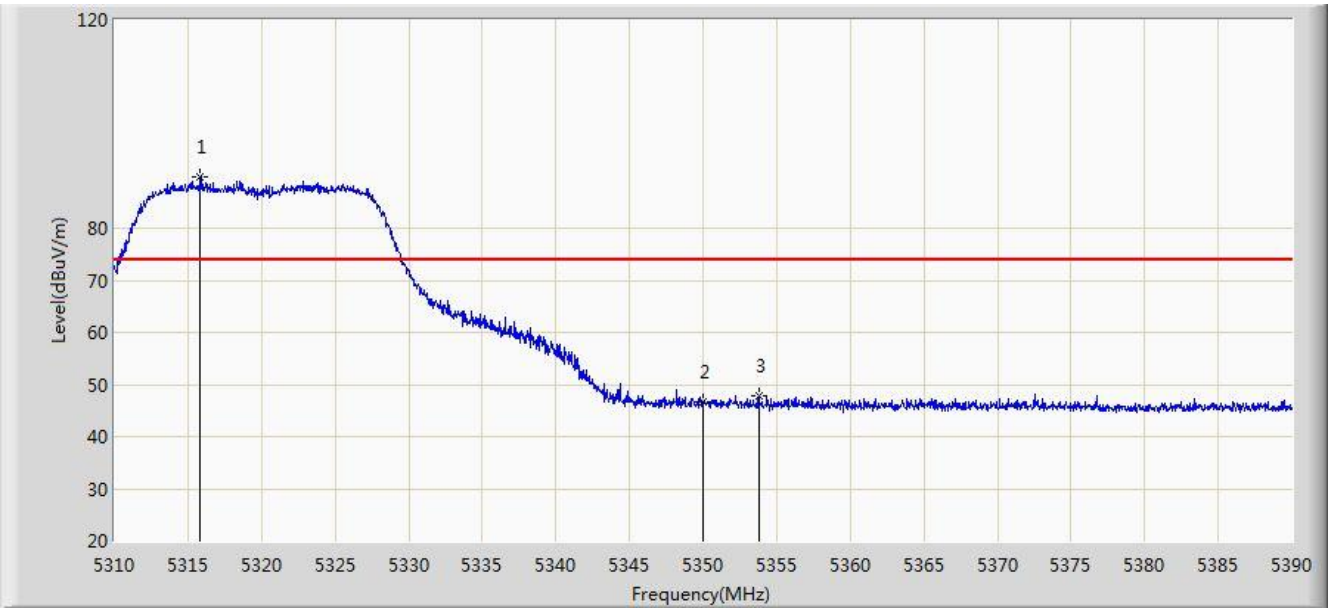

No	Mark	Frequency (MHz)	Measure Level (dBuV/m)	Reading Level (dBuV)	Over Limit (dB)	Limit (dBuV/m)	Factor (dB)	Type
1	*	5315.840	89.989	86.148	N/A	N/A	3.840	PK
2		5350.000	46.642	42.737	-27.358	74.000	3.904	PK
3		5353.760	47.857	43.945	-26.143	74.000	3.911	PK

Note: Measure Level (dBμV/m) = Reading Level (dBμV) + Factor (dB)

Factor (dB) = Cable Loss (dB) + Antenna Factor (dB/m) - Pre-amplifier Factor (dB)

Site: AC1	Time: 2017/07/19 - 05:09
Limit: FCC_Part15.209_RE(3m)	Engineer: Kevin Ker
Probe: BBHA9120D_1GHz_18GHz	Polarity: Vertical
EUT: Thermal Printer	Power: AC 120V/60Hz
Test Mode: Transmit by 802.11a at channel 5320MHz Ant 1	

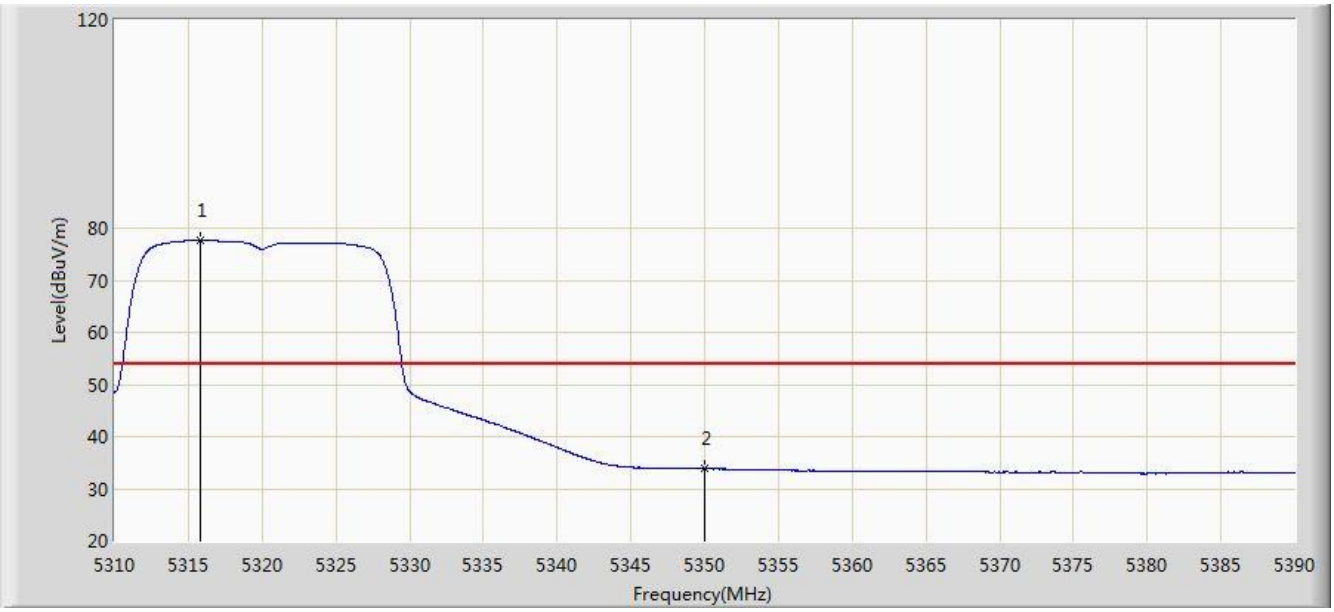

No	Mark	Frequency (MHz)	Measure Level (dBuV/m)	Reading Level (dBuV)	Over Limit (dB)	Limit (dBuV/m)	Factor (dB)	Type
1	*	5315.800	77.616	73.775	N/A	N/A	3.840	AV
2		5350.000	33.842	29.937	-20.158	54.000	3.904	AV

Note: Measure Level (dBμV/m) = Reading Level (dBμV) + Factor (dB)

Factor (dB) = Cable Loss (dB) + Antenna Factor (dB/m) - Pre-amplifier Factor (dB)

Site: AC1	Time: 2017/07/19 - 05:09
Limit: FCC_Part15.209_RE(3m)	Engineer: Kevin Ker
Probe: BBHA9120D_1GHz_18GHz	Polarity: Horizontal
EUT: Thermal Printer	Power: AC 120V/60Hz
Test Mode: Transmit by 802.11a at channel 5500MHz Ant 1	

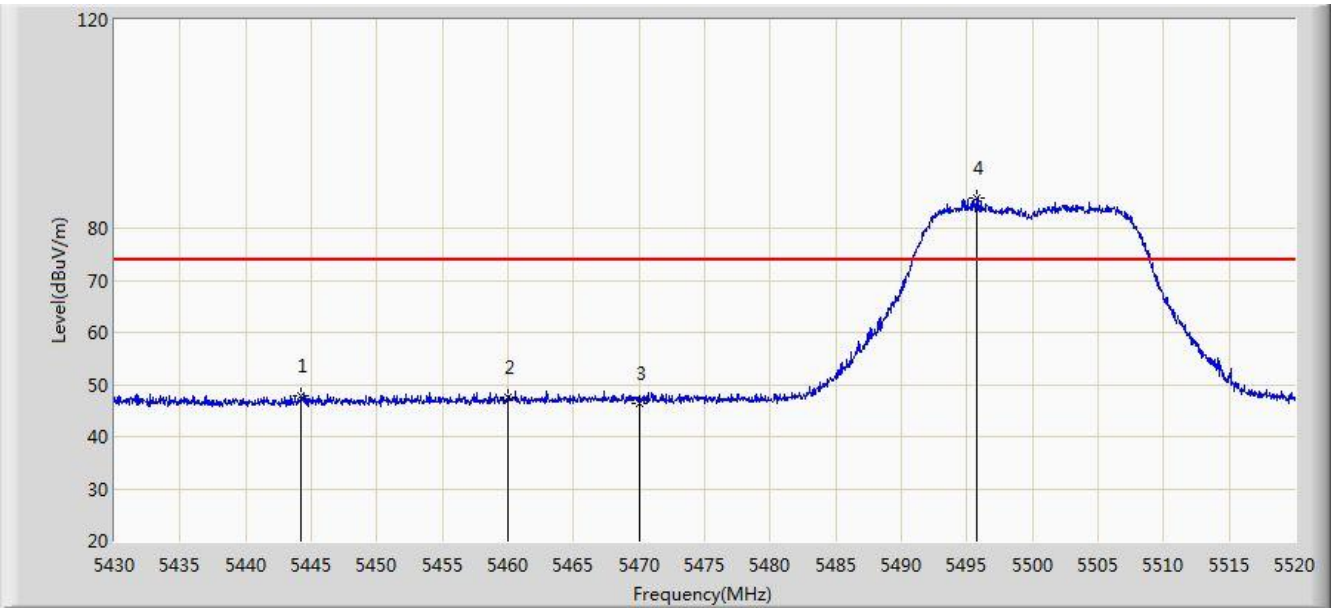

No	Mark	Frequency (MHz)	Measure Level (dBuV/m)	Reading Level (dBuV)	Over Limit (dB)	Limit (dBuV/m)	Factor (dB)	Type
1		5444.220	47.865	43.728	-26.135	74.000	4.137	PK
2		5460.000	47.623	43.443	-26.377	74.000	4.180	PK
3		5470.000	46.496	42.294	-27.504	74.000	4.202	PK
4	*	5495.790	85.888	81.627	N/A	N/A	4.261	PK

Note: Measure Level (dBμV/m) = Reading Level (dBμV) + Factor (dB)

Factor (dB) = Cable Loss (dB) + Antenna Factor (dB/m) - Pre-amplifier Factor (dB)

Site: AC1	Time: 2017/07/19 - 05:11
Limit: FCC_Part15.209_RE(3m)	Engineer: Kevin Ker
Probe: BBHA9120D_1GHz_18GHz	Polarity: Horizontal
EUT: Thermal Printer	Power: AC 120V/60Hz
Test Mode: Transmit by 802.11a at channel 5500MHz Ant 1	

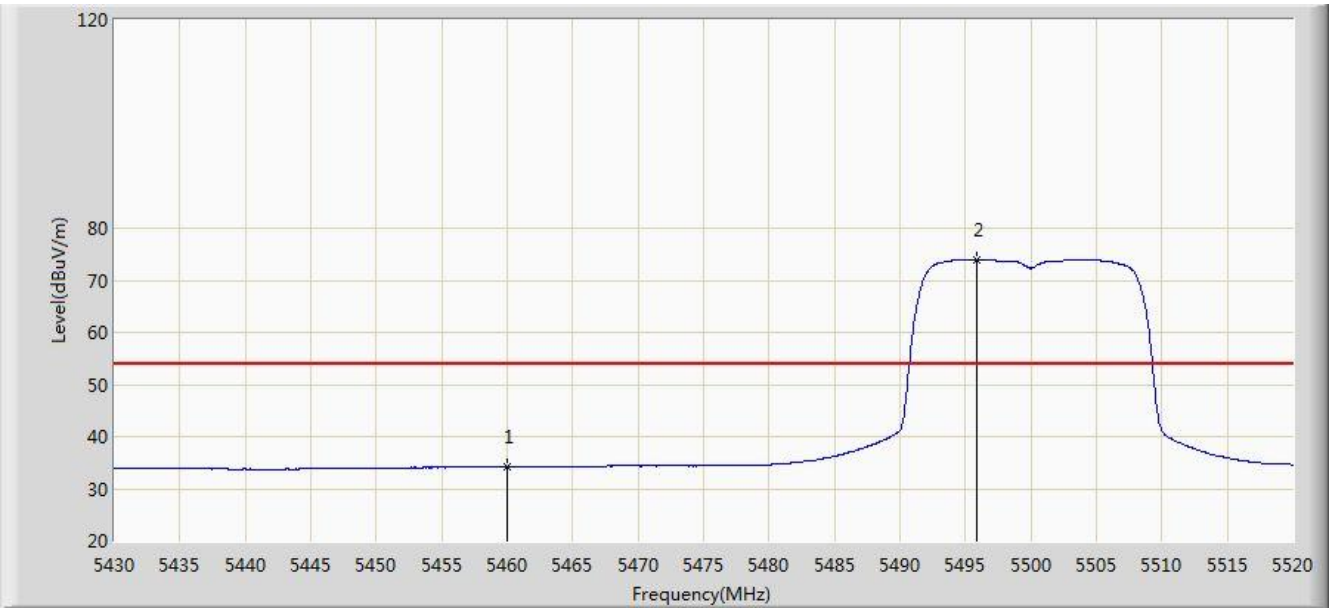

No	Mark	Frequency (MHz)	Measure Level (dBuV/m)	Reading Level (dBuV)	Over Limit (dB)	Limit (dBuV/m)	Factor (dB)	Type
1		5460.000	34.175	29.995	-19.825	54.000	4.180	AV
2	*	5495.880	73.962	69.701	N/A	N/A	4.261	AV

Note: Measure Level (dBμV/m) = Reading Level (dBμV) + Factor (dB)

Factor (dB) = Cable Loss (dB) + Antenna Factor (dB/m) - Pre-amplifier Factor (dB)

Site: AC1	Time: 2017/07/19 - 05:12
Limit: FCC_Part15.209_RE(3m)	Engineer: Kevin Ker
Probe: BBHA9120D_1GHz_18GHz	Polarity: Vertical
EUT: Thermal Printer	Power: AC 120V/60Hz
Test Mode: Transmit by 802.11a at channel 5500MHz Ant 1	

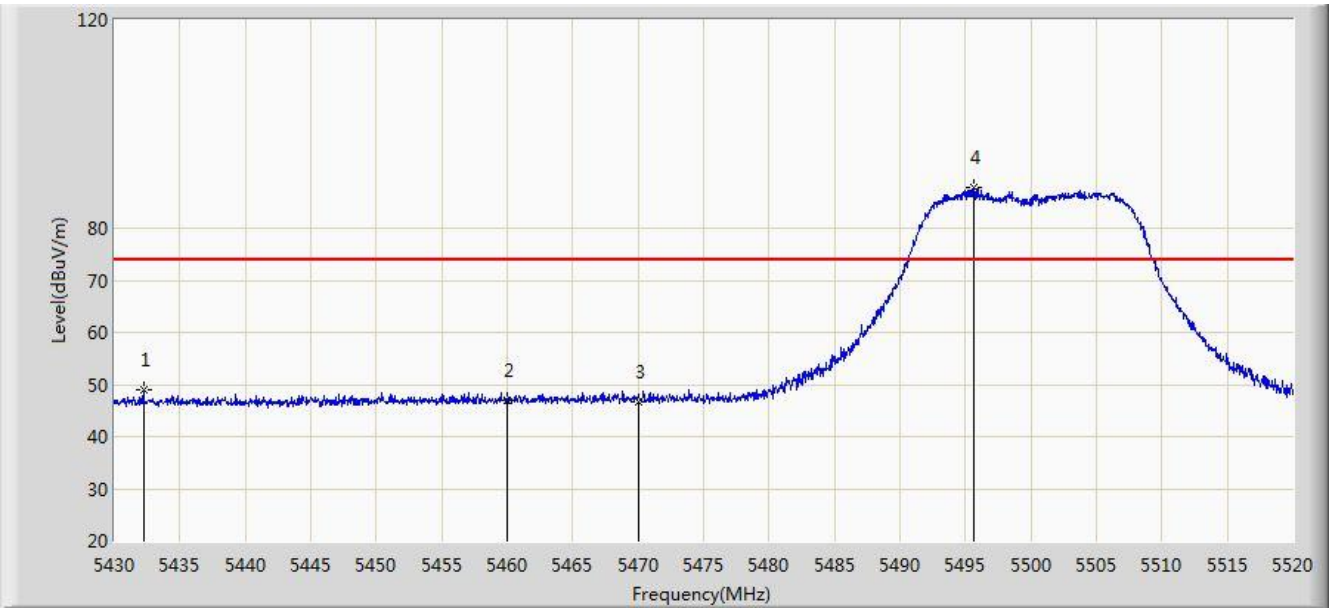

No	Mark	Frequency (MHz)	Measure Level (dBuV/m)	Reading Level (dBuV)	Over Limit (dB)	Limit (dBuV/m)	Factor (dB)	Type
1		5432.205	48.941	44.841	-25.059	74.000	4.100	PK
2		5460.000	47.029	42.849	-26.971	74.000	4.180	PK
3		5470.000	46.673	42.471	-27.327	74.000	4.202	PK
4	*	5495.610	87.732	83.471	N/A	N/A	4.261	PK

Note: Measure Level (dBμV/m) = Reading Level (dBμV) + Factor (dB)

Factor (dB) = Cable Loss (dB) + Antenna Factor (dB/m) - Pre-amplifier Factor (dB)

Site: AC1	Time: 2017/07/19 - 05:14
Limit: FCC_Part15.209_RE(3m)	Engineer: Kevin Ker
Probe: BBHA9120D_1GHz_18GHz	Polarity: Vertical
EUT: Thermal Printer	Power: AC 120V/60Hz
Test Mode: Transmit by 802.11a at channel 5500MHz Ant 1	

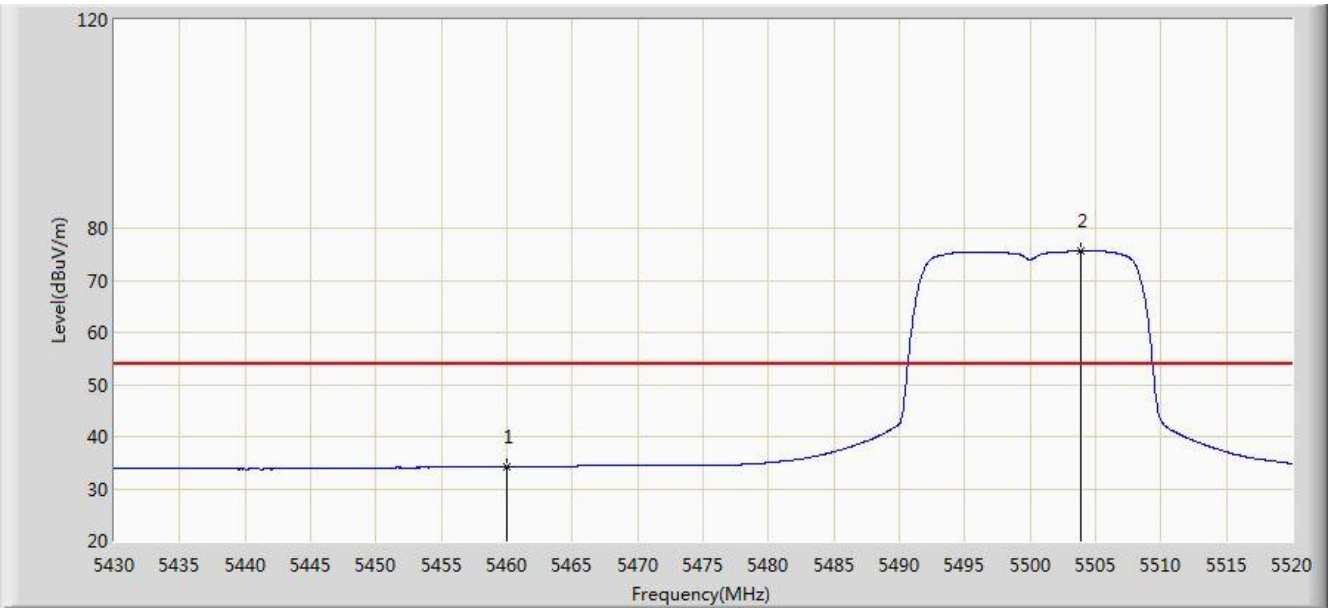

No	Mark	Frequency (MHz)	Measure Level (dBuV/m)	Reading Level (dBuV)	Over Limit (dB)	Limit (dBuV/m)	Factor (dB)	Type
1		5460.000	34.228	30.048	-19.772	54.000	4.180	AV
2	*	5503.845	75.624	71.341	N/A	N/A	4.284	AV

Note: Measure Level (dBμV/m) = Reading Level (dBμV) + Factor (dB)

Factor (dB) = Cable Loss (dB) + Antenna Factor (dB/m) - Pre-amplifier Factor (dB)

Site: AC1	Time: 2017/07/19 - 05:14
Limit: FCC_Part15.209_RE(3m)	Engineer: Kevin Ker
Probe: BBHA9120D_1GHz_18GHz	Polarity: Horizontal
EUT: Thermal Printer	Power: AC 120V/60Hz
Test Mode: Transmit by 802.11a at channel 5700MHz Ant 1	

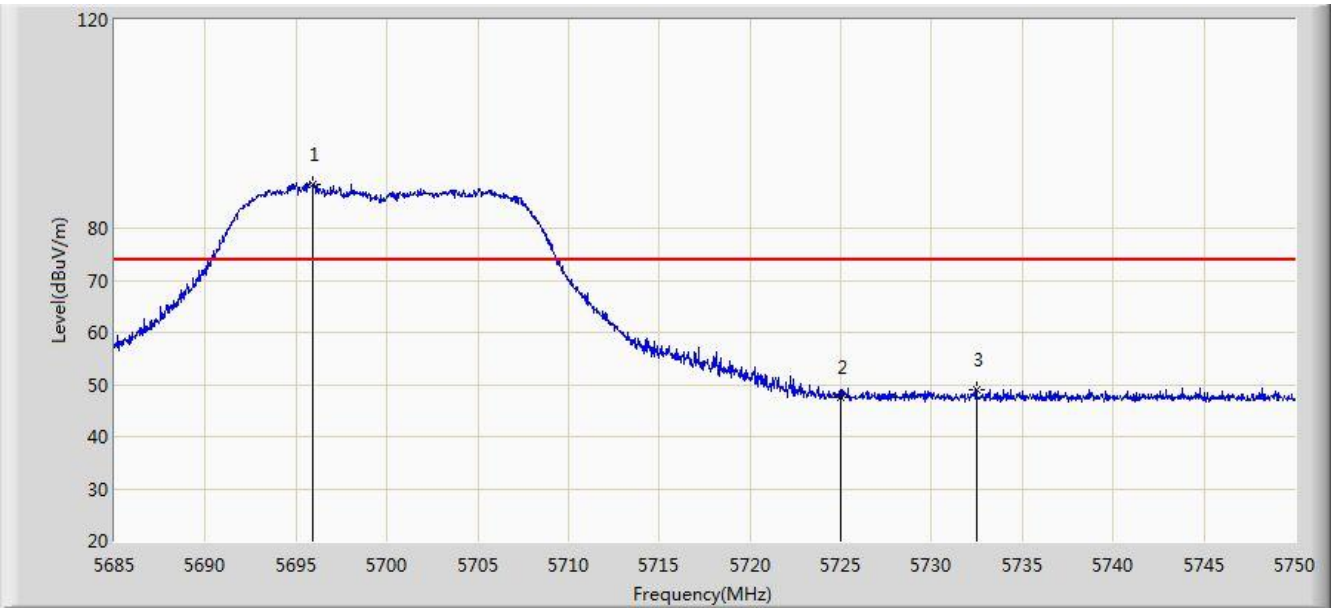

No	Mark	Frequency (MHz)	Measure Level (dBuV/m)	Reading Level (dBuV)	Over Limit (dB)	Limit (dBuV/m)	Factor (dB)	Type
1	*	5695.888	88.525	83.669	N/A	N/A	4.857	PK
2		5725.000	47.492	42.463	-26.508	74.000	5.029	PK
3		5732.482	49.030	43.953	-24.970	74.000	5.076	PK

Note: Measure Level (dBμV/m) = Reading Level (dBμV) + Factor (dB)

Factor (dB) = Cable Loss (dB) + Antenna Factor (dB/m) - Pre-amplifier Factor (dB)

Site: AC1	Time: 2017/07/19 - 05:17
Limit: FCC_Part15.209_RE(3m)	Engineer: Kevin Ker
Probe: BBHA9120D_1GHz_18GHz	Polarity: Horizontal
EUT: Thermal Printer	Power: AC 120V/60Hz
Test Mode: Transmit by 802.11a at channel 5700MHz Ant 1	

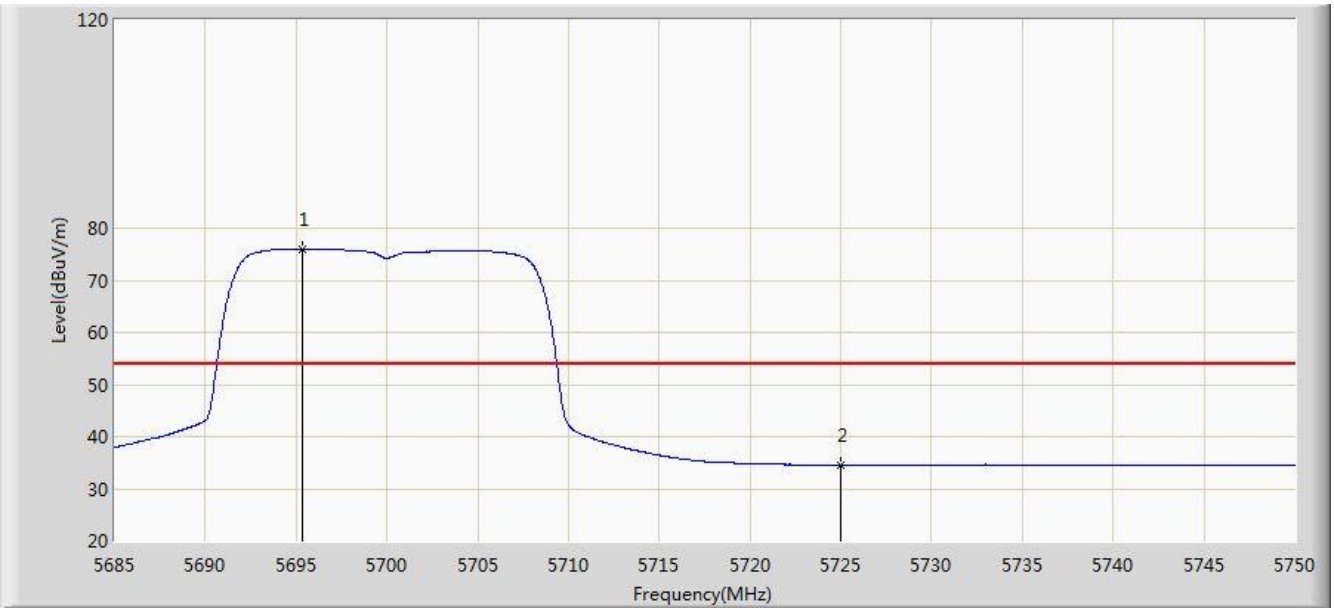

No	Mark	Frequency (MHz)	Measure Level (dBuV/m)	Reading Level (dBuV)	Over Limit (dB)	Limit (dBuV/m)	Factor (dB)	Type
1	*	5695.368	76.071	71.217	N/A	N/A	4.853	AV
2		5725.000	34.609	29.580	-19.391	54.000	5.029	AV

Note: Measure Level (dBμV/m) = Reading Level (dBμV) + Factor (dB)

Factor (dB) = Cable Loss (dB) + Antenna Factor (dB/m) - Pre-amplifier Factor (dB)

Site: AC1	Time: 2017/07/19 - 05:17
Limit: FCC_Part15.209_RE(3m)	Engineer: Kevin Ker
Probe: BBHA9120D_1GHz_18GHz	Polarity: Vertical
EUT: Thermal Printer	Power: AC 120V/60Hz
Test Mode: Transmit by 802.11a at channel 5700MHz Ant 1	

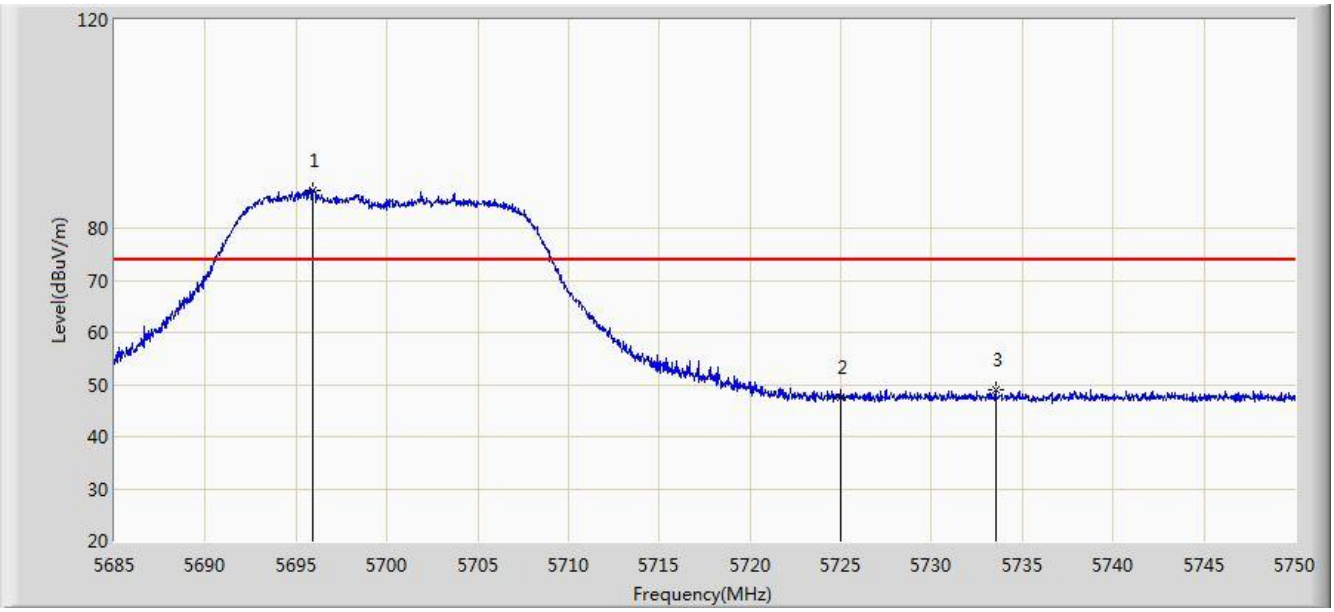

No	Mark	Frequency (MHz)	Measure Level (dBuV/m)	Reading Level (dBuV)	Over Limit (dB)	Limit (dBuV/m)	Factor (dB)	Type
1	*	5695.953	87.284	82.427	N/A	N/A	4.857	PK
2		5725.000	47.518	42.489	-26.482	74.000	5.029	PK
3		5733.522	49.069	43.986	-24.931	74.000	5.083	PK

Note: Measure Level (dBμV/m) = Reading Level (dBμV) + Factor (dB)

Factor (dB) = Cable Loss (dB) + Antenna Factor (dB/m) - Pre-amplifier Factor (dB)

Site: AC1	Time: 2017/07/19 - 05:19
Limit: FCC_Part15.209_RE(3m)	Engineer: Kevin Ker
Probe: BBHA9120D_1GHz_18GHz	Polarity: Vertical
EUT: Thermal Printer	Power: AC 120V/60Hz
Test Mode: Transmit by 802.11a at channel 5700MHz Ant 1	

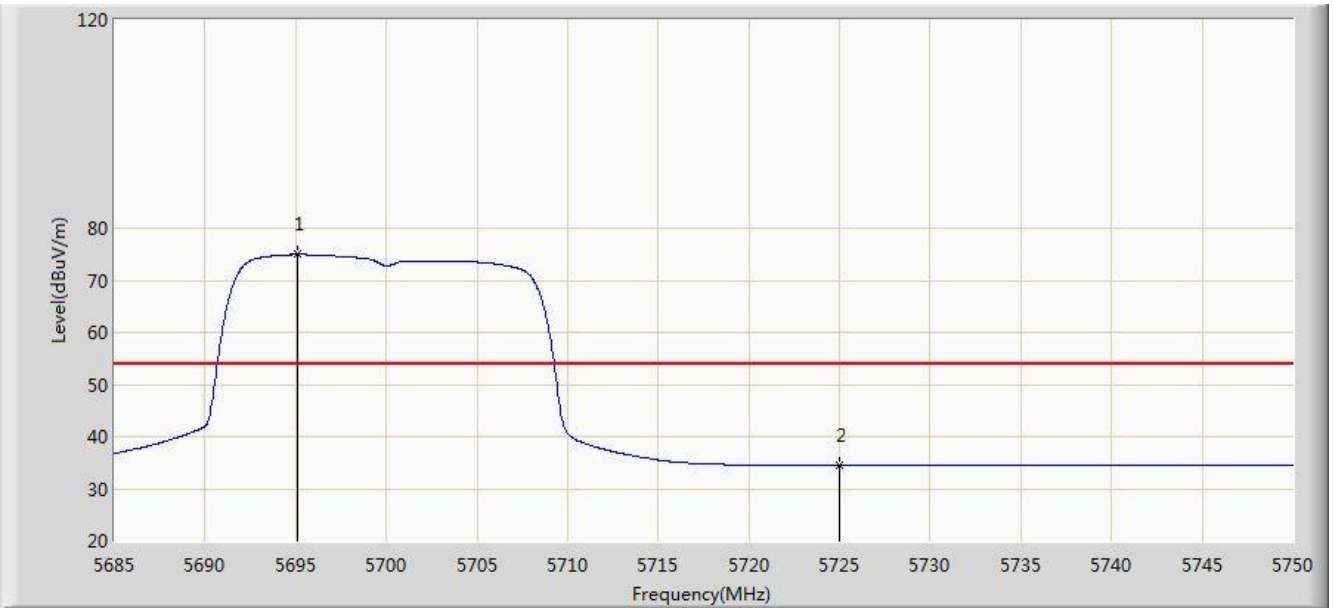

No	Mark	Frequency (MHz)	Measure Level (dBuV/m)	Reading Level (dBuV)	Over Limit (dB)	Limit (dBuV/m)	Factor (dB)	Type
1	*	5695.075	74.935	70.083	N/A	N/A	4.853	AV
2		5725.000	34.456	29.427	-19.544	54.000	5.029	AV

Note: Measure Level (dBμV/m) = Reading Level (dBμV) + Factor (dB)

Factor (dB) = Cable Loss (dB) + Antenna Factor (dB/m) - Pre-amplifier Factor (dB)

Site: AC1	Time: 2017/07/19 - 05:20
Limit: FCC_Part15.209_RE(3m)	Engineer: Kevin Ker
Probe: BBHA9120D_1GHz_18GHz	Polarity: Horizontal
EUT: Thermal Printer	Power: AC 120V/60Hz
Test Mode: Transmit by 802.11a at channel 5745MHz Ant 1	

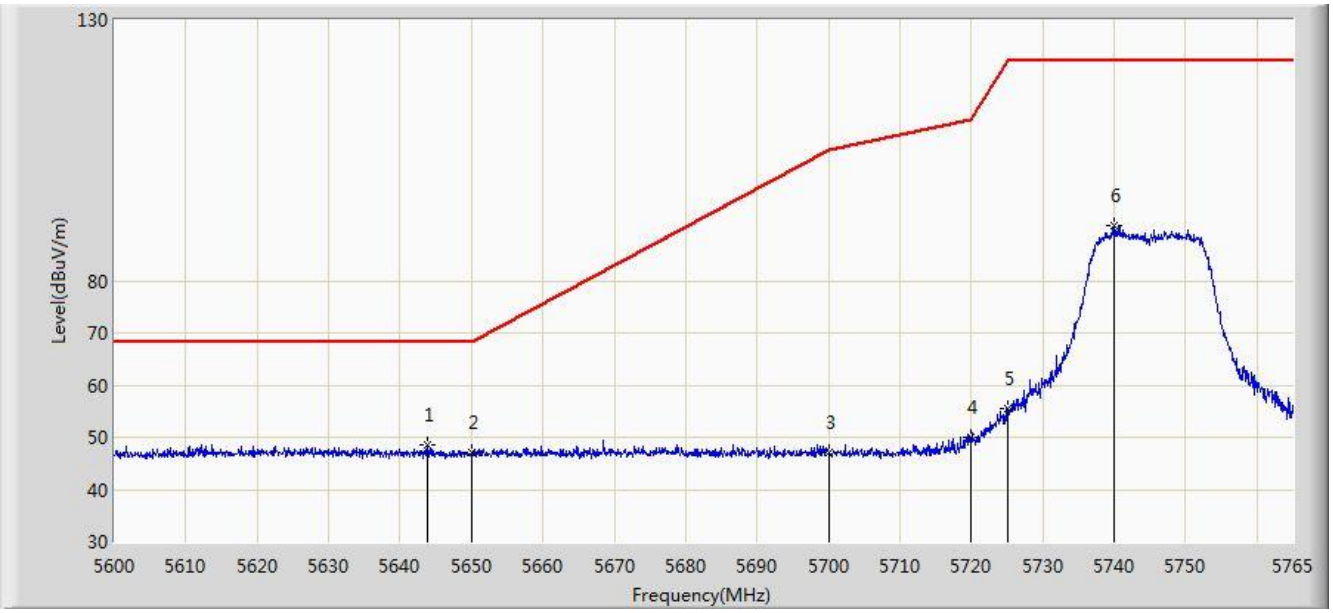

No	Mark	Frequency (MHz)	Measure Level (dBuV/m)	Reading Level (dBuV)	Over Limit (dB)	Limit (dBuV/m)	Factor (dB)	Type
1	*	5643.890	48.547	43.896	-19.653	68.200	4.651	PK
2		5650.000	47.082	42.411	-21.118	68.200	4.671	PK
3		5700.000	47.026	42.148	-58.174	105.200	4.878	PK
4		5720.000	49.956	44.959	-60.844	110.800	4.997	PK
5		5725.000	55.415	50.386	-66.785	122.200	5.029	PK
6		5739.920	90.455	85.331	N/A	N/A	5.123	PK

Note: Measure Level (dBμV/m) = Reading Level (dBμV) + Factor (dB)

Factor (dB) = Cable Loss (dB) + Antenna Factor (dB/m) - Pre-amplifier Factor (dB)

Site: AC1	Time: 2017/07/19 - 05:22
Limit: FCC_Part15.209_RE(3m)	Engineer: Kevin Ker
Probe: BBHA9120D_1GHz_18GHz	Polarity: Vertical
EUT: Thermal Printer	Power: AC 120V/60Hz
Test Mode: Transmit by 802.11a at channel 5745MHz Ant 1	

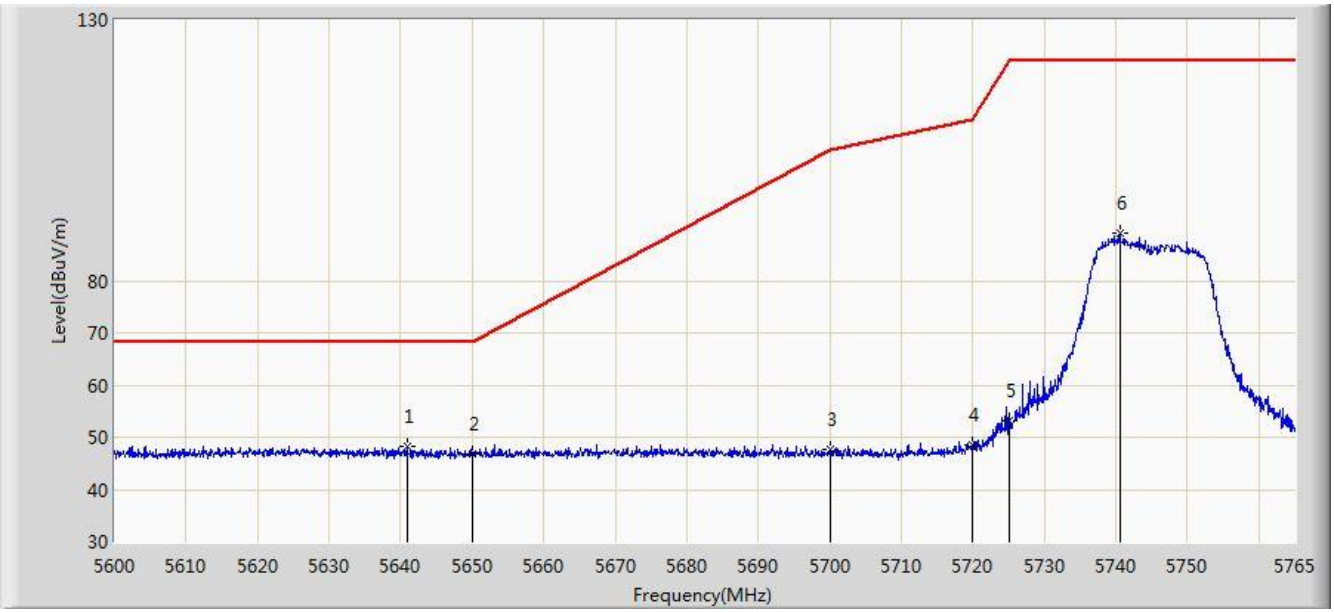

No	Mark	Frequency (MHz)	Measure Level (dBuV/m)	Reading Level (dBuV)	Over Limit (dB)	Limit (dBuV/m)	Factor (dB)	Type
1	*	5640.837	48.331	43.690	-19.869	68.200	4.641	PK
2		5650.000	46.791	42.120	-21.409	68.200	4.671	PK
3		5700.000	47.683	42.805	-57.517	105.200	4.878	PK
4		5720.000	48.445	43.448	-62.355	110.800	4.997	PK
5		5725.000	53.151	48.122	-69.049	122.200	5.029	PK
6		5740.580	89.263	84.135	N/A	N/A	5.129	PK

Note: Measure Level (dBμV/m) = Reading Level (dBμV) + Factor (dB)

Factor (dB) = Cable Loss (dB) + Antenna Factor (dB/m) - Pre-amplifier Factor (dB)

Site: AC1	Time: 2017/07/19 - 05:25
Limit: FCC_Part15.209_RE(3m)	Engineer: Kevin Ker
Probe: BBHA9120D_1GHz_18GHz	Polarity: Horizontal
EUT: Thermal Printer	Power: AC 120V/60Hz
Test Mode: Transmit by 802.11a at channel 5825MHz Ant 1	

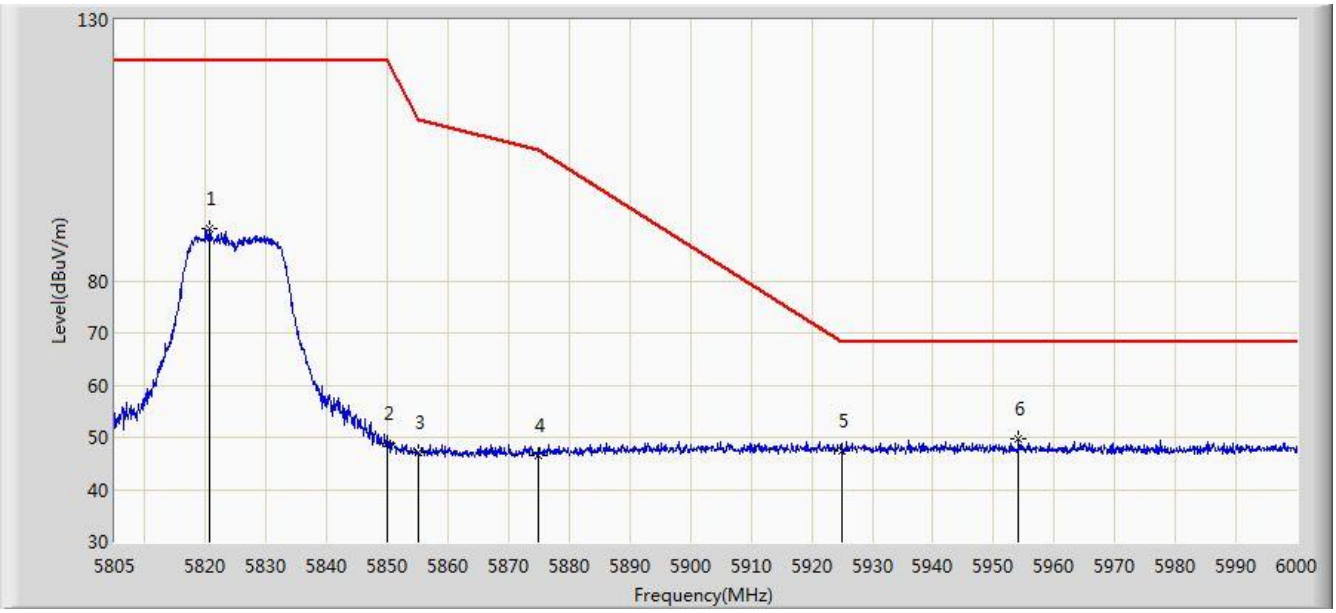

No	Mark	Frequency (MHz)	Measure Level (dBuV/m)	Reading Level (dBuV)	Over Limit (dB)	Limit (dBuV/m)	Factor (dB)	Type
1		5820.600	89.999	84.437	N/A	N/A	5.562	PK
2		5850.000	48.912	43.186	-73.288	122.200	5.726	PK
3		5855.000	47.130	41.384	-63.670	110.800	5.746	PK
4		5875.000	46.660	40.840	-58.540	105.200	5.820	PK
5		5925.000	47.400	41.434	-20.800	68.200	5.967	PK
6	*	5954.175	49.567	43.533	-18.633	68.200	6.034	PK

Note: Measure Level (dBμV/m) = Reading Level (dBμV) + Factor (dB)

Factor (dB) = Cable Loss (dB) + Antenna Factor (dB/m) - Pre-amplifier Factor (dB)

Site: AC1	Time: 2017/07/19 - 05:27
Limit: FCC_Part15.209_RE(3m)	Engineer: Kevin Ker
Probe: BBHA9120D_1GHz_18GHz	Polarity: Vertical
EUT: Thermal Printer	Power: AC 120V/60Hz
Test Mode: Transmit by 802.11a at channel 5825MHz Ant 1	

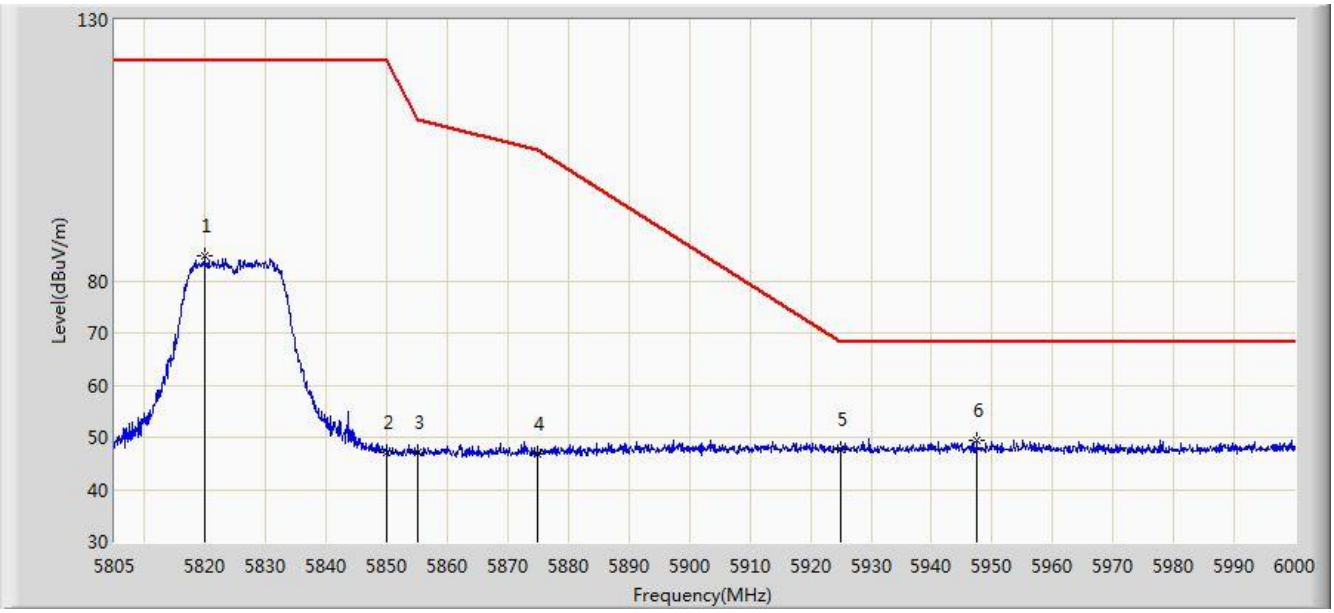

No	Mark	Frequency (MHz)	Measure Level (dBuV/m)	Reading Level (dBuV)	Over Limit (dB)	Limit (dBuV/m)	Factor (dB)	Type
1		5819.917	84.756	79.198	N/A	N/A	5.558	PK
2		5850.000	47.162	41.436	-75.038	122.200	5.726	PK
3		5855.000	47.208	41.462	-63.592	110.800	5.746	PK
4		5875.000	46.930	41.110	-58.270	105.200	5.820	PK
5		5925.000	47.537	41.571	-20.663	68.200	5.967	PK
6	*	5947.447	49.496	43.475	-18.704	68.200	6.021	PK

Note: Measure Level (dBμV/m) = Reading Level (dBμV) + Factor (dB)

Factor (dB) = Cable Loss (dB) + Antenna Factor (dB/m) - Pre-amplifier Factor (dB)

Site: AC1	Time: 2017/07/19 - 05:29
Limit: FCC_Part15.209_RE(3m)	Engineer: Kevin Ker
Probe: BBHA9120D_1GHz_18GHz	Polarity: Horizontal
EUT: Thermal Printer	Power: AC 120V/60Hz
Test Mode: Transmit by 802.11n-HT20 at channel 5180MHz Ant 1	

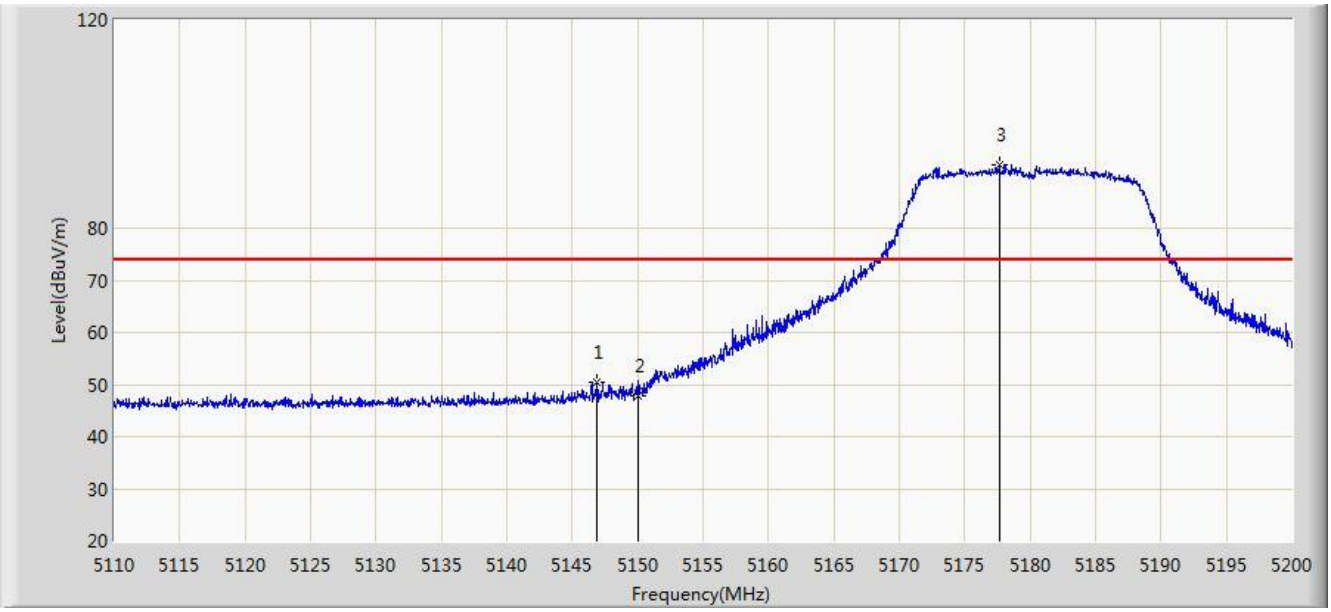

No	Mark	Frequency (MHz)	Measure Level (dBuV/m)	Reading Level (dBuV)	Over Limit (dB)	Limit (dBuV/m)	Factor (dB)	Type
1		5146.900	50.319	46.143	-23.681	74.000	4.176	PK
2		5150.000	47.703	43.534	-26.297	74.000	4.170	PK
3	*	5177.635	92.035	87.958	N/A	N/A	4.077	PK

Note: Measure Level (dBμV/m) = Reading Level (dBμV) + Factor (dB)

Factor (dB) = Cable Loss (dB) + Antenna Factor (dB/m) - Pre-amplifier Factor (dB)

Site: AC1	Time: 2017/07/19 - 05:30
Limit: FCC_Part15.209_RE(3m)	Engineer: Kevin Ker
Probe: BBHA9120D_1GHz_18GHz	Polarity: Horizontal
EUT: Thermal Printer	Power: AC 120V/60Hz
Test Mode: Transmit by 802.11n-HT20 at channel 5180MHz Ant 1	

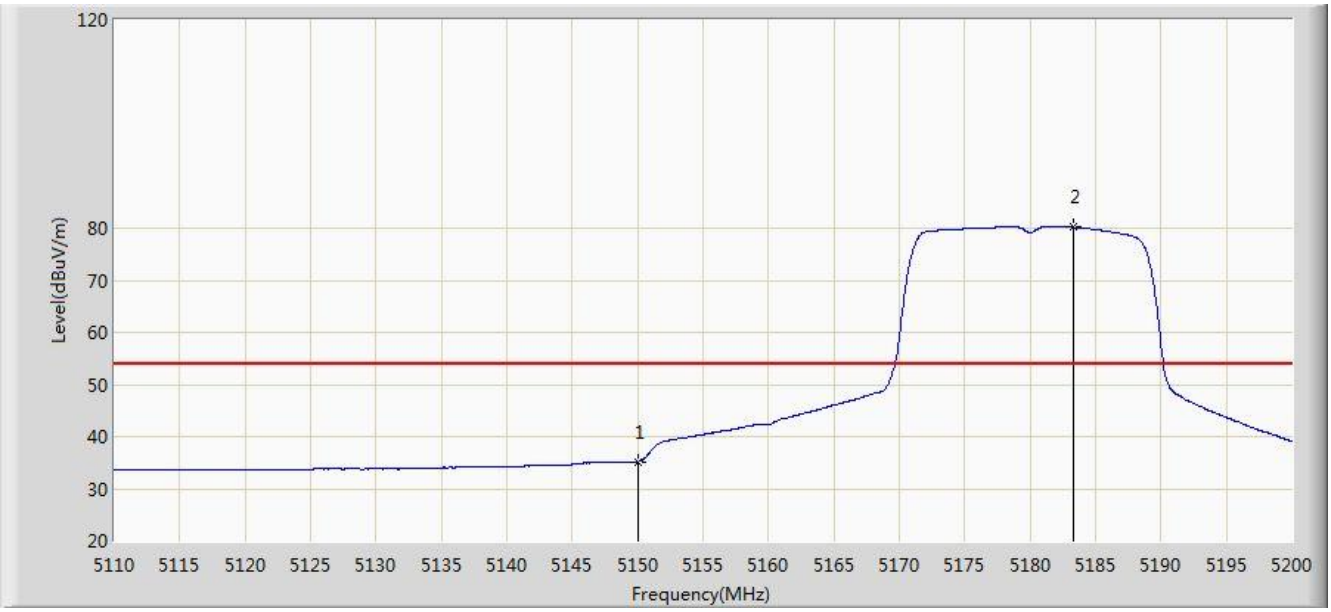

No	Mark	Frequency (MHz)	Measure Level (dBuV/m)	Reading Level (dBuV)	Over Limit (dB)	Limit (dBuV/m)	Factor (dB)	Type
1		5150.000	35.160	30.991	-18.840	54.000	4.170	AV
2	*	5183.305	80.152	76.095	N/A	N/A	4.057	AV

Note: Measure Level (dBμV/m) = Reading Level (dBμV) + Factor (dB)

Factor (dB) = Cable Loss (dB) + Antenna Factor (dB/m) - Pre-amplifier Factor (dB)

Site: AC1	Time: 2017/07/19 - 05:31
Limit: FCC_Part15.209_RE(3m)	Engineer: Kevin Ker
Probe: BBHA9120D_1GHz_18GHz	Polarity: Vertical
EUT: Thermal Printer	Power: AC 120V/60Hz
Test Mode: Transmit by 802.11n-HT20 at channel 5180MHz Ant 1	

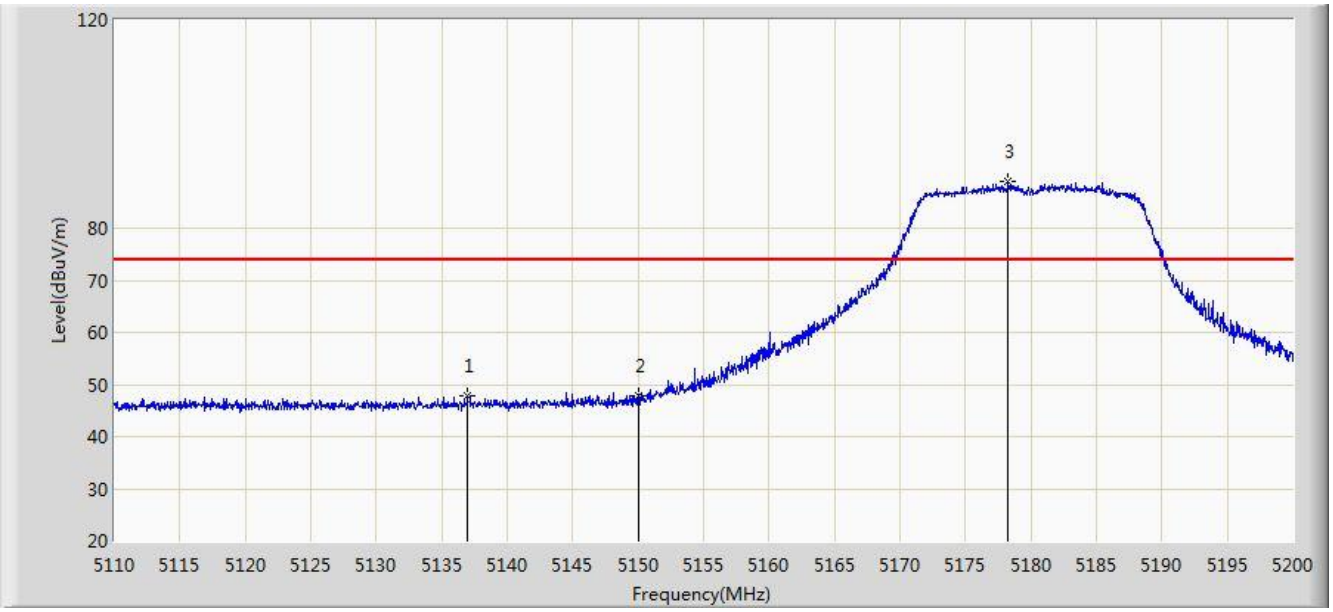

No	Mark	Frequency (MHz)	Measure Level (dBuV/m)	Reading Level (dBuV)	Over Limit (dB)	Limit (dBuV/m)	Factor (dB)	Type
1		5136.955	47.959	43.784	-26.041	74.000	4.175	PK
2		5150.000	47.884	43.715	-26.116	74.000	4.170	PK
3	*	5178.265	89.009	84.934	N/A	N/A	4.075	PK

Note: Measure Level (dBμV/m) = Reading Level (dBμV) + Factor (dB)

Factor (dB) = Cable Loss (dB) + Antenna Factor (dB/m) - Pre-amplifier Factor (dB)

Site: AC1	Time: 2017/07/19 - 05:31
Limit: FCC_Part15.209_RE(3m)	Engineer: Kevin Ker
Probe: BBHA9120D_1GHz_18GHz	Polarity: Vertical
EUT: Thermal Printer	Power: AC 120V/60Hz
Test Mode: Transmit by 802.11n-HT20 at channel 5180MHz Ant 1	

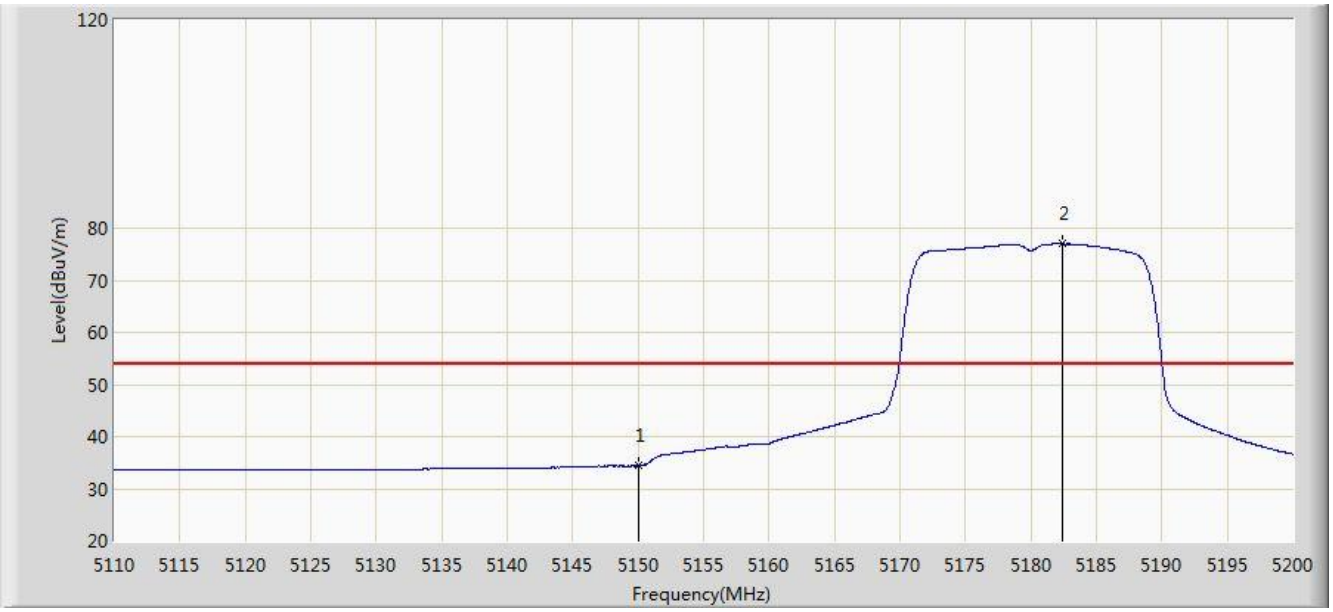

No	Mark	Frequency (MHz)	Measure Level (dBuV/m)	Reading Level (dBuV)	Over Limit (dB)	Limit (dBuV/m)	Factor (dB)	Type
1		5150.000	34.404	30.235	-19.596	54.000	4.170	AV
2	*	5182.450	76.995	72.935	N/A	N/A	4.060	AV

Note: Measure Level (dBμV/m) = Reading Level (dBμV) + Factor (dB)

Factor (dB) = Cable Loss (dB) + Antenna Factor (dB/m) - Pre-amplifier Factor (dB)

Site: AC1	Time: 2017/07/19 - 05:32
Limit: FCC_Part15.209_RE(3m)	Engineer: Kevin Ker
Probe: BBHA9120D_1GHz_18GHz	Polarity: Horizontal
EUT: Thermal Printer	Power: AC 120V/60Hz
Test Mode: Transmit by 802.11n-HT20 at channel 5320MHz Ant 1	

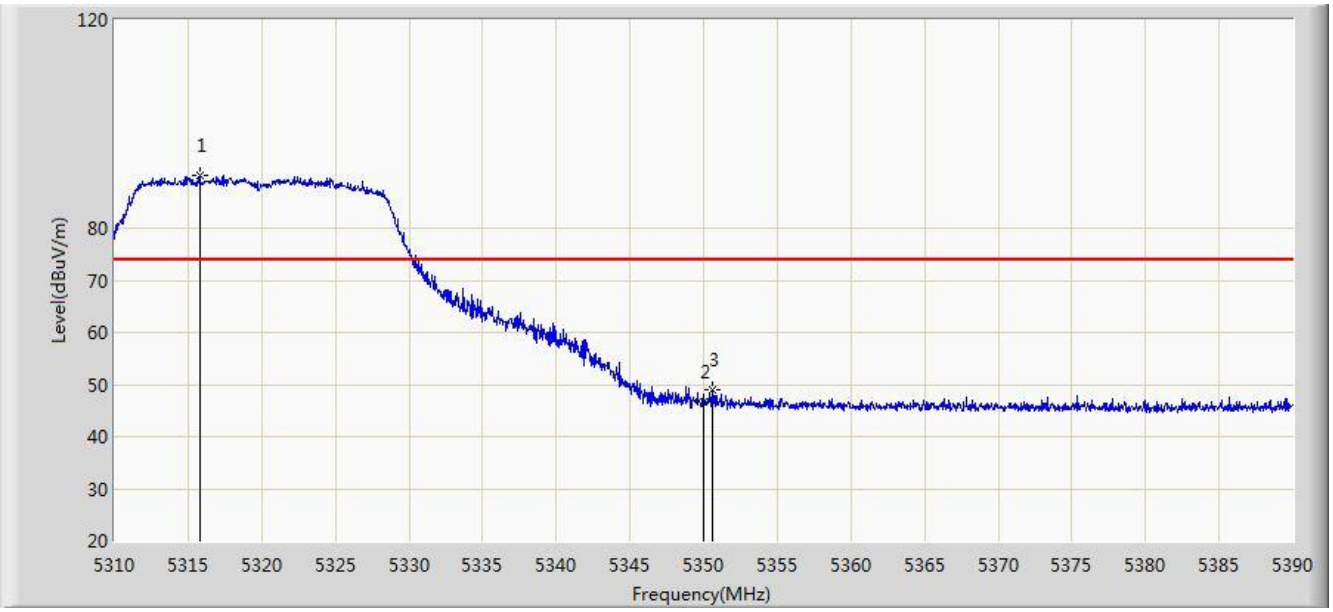

No	Mark	Frequency (MHz)	Measure Level (dBuV/m)	Reading Level (dBuV)	Over Limit (dB)	Limit (dBuV/m)	Factor (dB)	Type
1	*	5315.800	90.109	86.268	N/A	N/A	3.840	PK
2		5350.000	46.595	42.690	-27.405	74.000	3.904	PK
3		5350.560	48.997	45.091	-25.003	74.000	3.906	PK

Note: Measure Level (dBμV/m) = Reading Level (dBμV) + Factor (dB)

Factor (dB) = Cable Loss (dB) + Antenna Factor (dB/m) - Pre-amplifier Factor (dB)

Site: AC1	Time: 2017/07/19 - 05:34
Limit: FCC_Part15.209_RE(3m)	Engineer: Kevin Ker
Probe: BBHA9120D_1GHz_18GHz	Polarity: Horizontal
EUT: Thermal Printer	Power: AC 120V/60Hz
Test Mode: Transmit by 802.11n-HT20 at channel 5320MHz Ant 1	

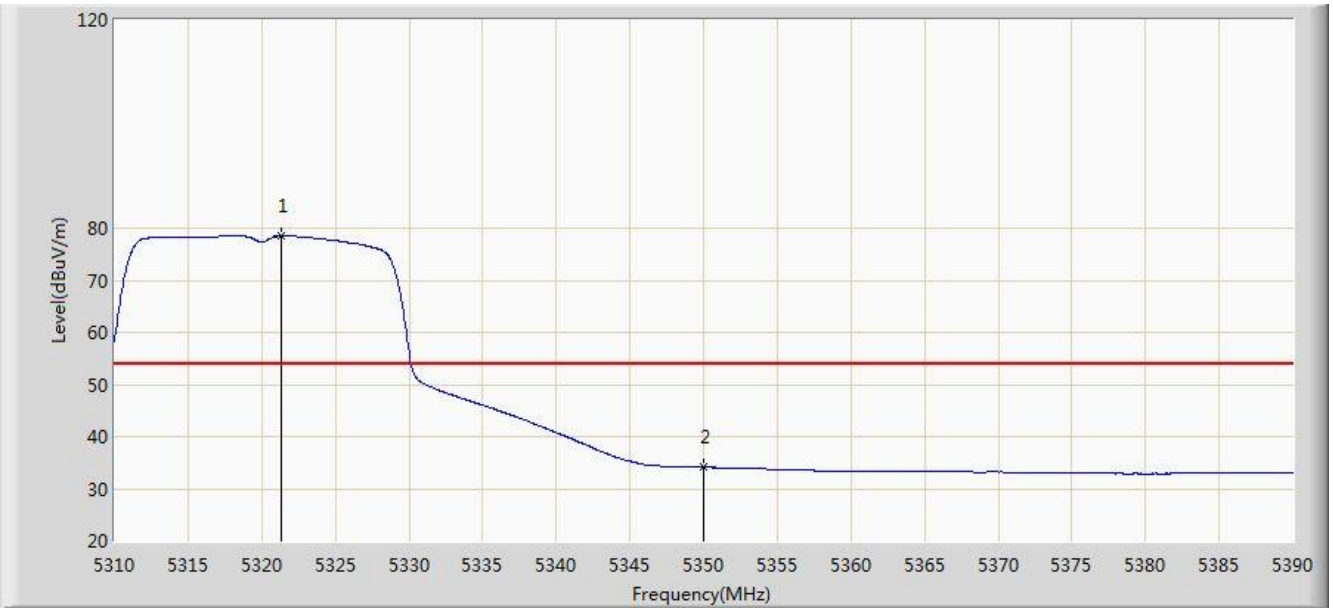

No	Mark	Frequency (MHz)	Measure Level (dBuV/m)	Reading Level (dBuV)	Over Limit (dB)	Limit (dBuV/m)	Factor (dB)	Type
1	*	5321.280	78.443	74.592	N/A	N/A	3.851	AV
2		5350.000	34.117	30.212	-19.883	54.000	3.904	AV

Note: Measure Level (dBμV/m) = Reading Level (dBμV) + Factor (dB)

Factor (dB) = Cable Loss (dB) + Antenna Factor (dB/m) - Pre-amplifier Factor (dB)

Site: AC1	Time: 2017/07/19 - 05:34
Limit: FCC_Part15.209_RE(3m)	Engineer: Kevin Ker
Probe: BBHA9120D_1GHz_18GHz	Polarity: Vertical
EUT: Thermal Printer	Power: AC 120V/60Hz
Test Mode: Transmit by 802.11n-HT20 at channel 5320MHz Ant 1	

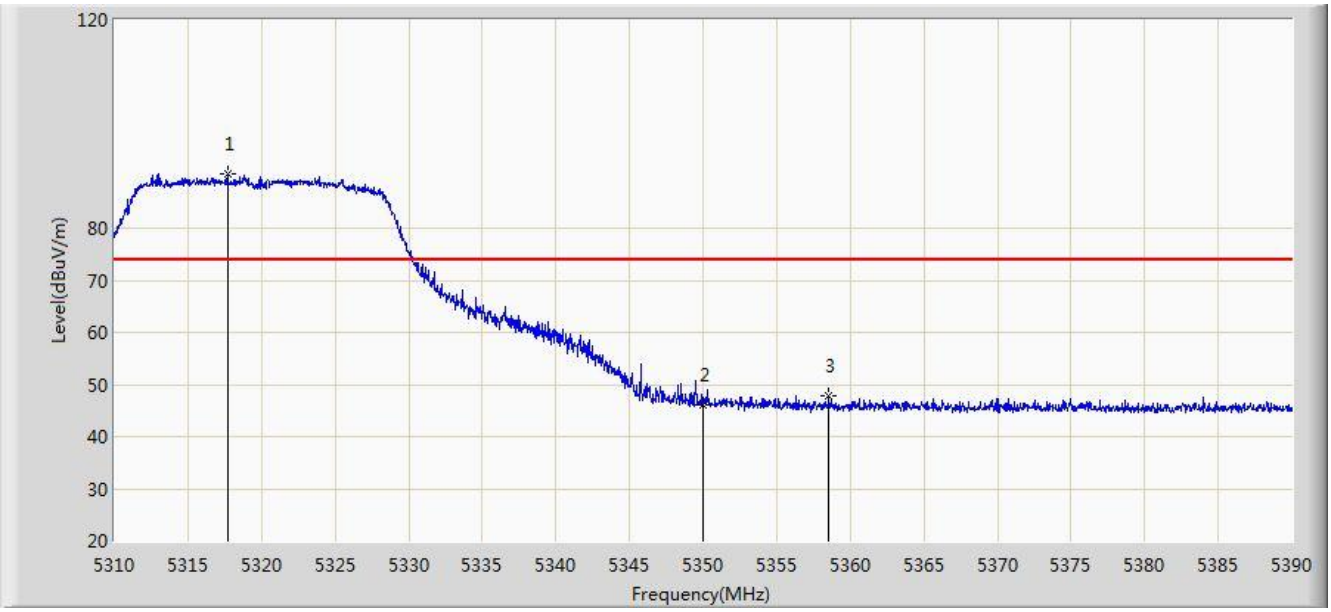

No	Mark	Frequency (MHz)	Measure Level (dBuV/m)	Reading Level (dBuV)	Over Limit (dB)	Limit (dBuV/m)	Factor (dB)	Type
1	*	5317.680	90.347	86.503	N/A	N/A	3.844	PK
2		5350.000	46.130	42.225	-27.870	74.000	3.904	PK
3		5358.560	47.749	43.829	-26.251	74.000	3.920	PK

Note: Measure Level (dBμV/m) = Reading Level (dBμV) + Factor (dB)

Factor (dB) = Cable Loss (dB) + Antenna Factor (dB/m) - Pre-amplifier Factor (dB)

Site: AC1	Time: 2017/07/19 - 05:35
Limit: FCC_Part15.209_RE(3m)	Engineer: Kevin Ker
Probe: BBHA9120D_1GHz_18GHz	Polarity: Vertical
EUT: Thermal Printer	Power: AC 120V/60Hz
Test Mode: Transmit by 802.11n-HT20 at channel 5320MHz Ant 1	

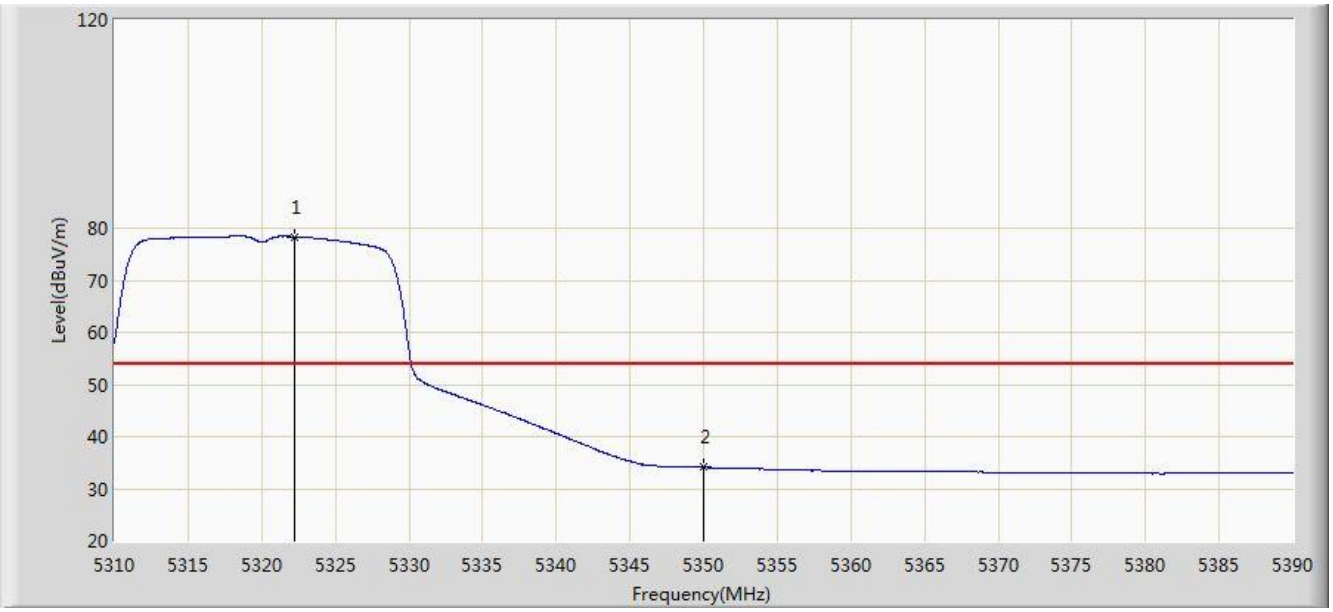

No	Mark	Frequency (MHz)	Measure Level (dBuV/m)	Reading Level (dBuV)	Over Limit (dB)	Limit (dBuV/m)	Factor (dB)	Type
1	*	5322.280	78.389	74.536	N/A	N/A	3.853	AV
2		5350.000	34.101	30.196	-19.899	54.000	3.904	AV

Note: Measure Level (dBμV/m) = Reading Level (dBμV) + Factor (dB)

Factor (dB) = Cable Loss (dB) + Antenna Factor (dB/m) - Pre-amplifier Factor (dB)

Site: AC1	Time: 2017/07/19 - 05:36
Limit: FCC_Part15.209_RE(3m)	Engineer: Kevin Ker
Probe: BBHA9120D_1GHz_18GHz	Polarity: Horizontal
EUT: Thermal Printer	Power: AC 120V/60Hz
Test Mode: Transmit by 802.11n-HT20 at channel 5500MHz Ant 1	

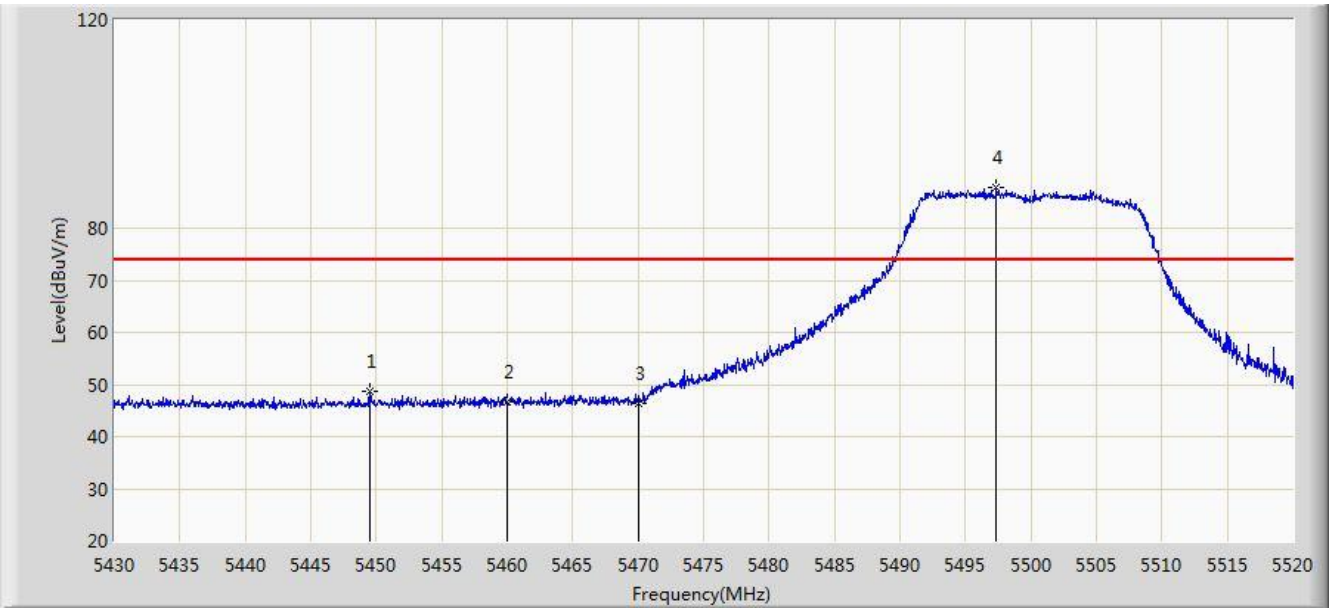

No	Mark	Frequency (MHz)	Measure Level (dBuV/m)	Reading Level (dBuV)	Over Limit (dB)	Limit (dBuV/m)	Factor (dB)	Type
1		5449.485	48.585	44.432	-25.415	74.000	4.153	PK
2		5460.000	46.583	42.403	-27.417	74.000	4.180	PK
3		5470.000	46.513	42.311	-27.487	74.000	4.202	PK
4	*	5497.365	87.766	83.502	N/A	N/A	4.264	PK

Note: Measure Level (dBμV/m) = Reading Level (dBμV) + Factor (dB)

Factor (dB) = Cable Loss (dB) + Antenna Factor (dB/m) - Pre-amplifier Factor (dB)

Site: AC1	Time: 2017/07/19 - 05:37
Limit: FCC_Part15.209_RE(3m)	Engineer: Kevin Ker
Probe: BBHA9120D_1GHz_18GHz	Polarity: Horizontal
EUT: Thermal Printer	Power: AC 120V/60Hz
Test Mode: Transmit by 802.11n-HT20 at channel 5500MHz Ant 1	

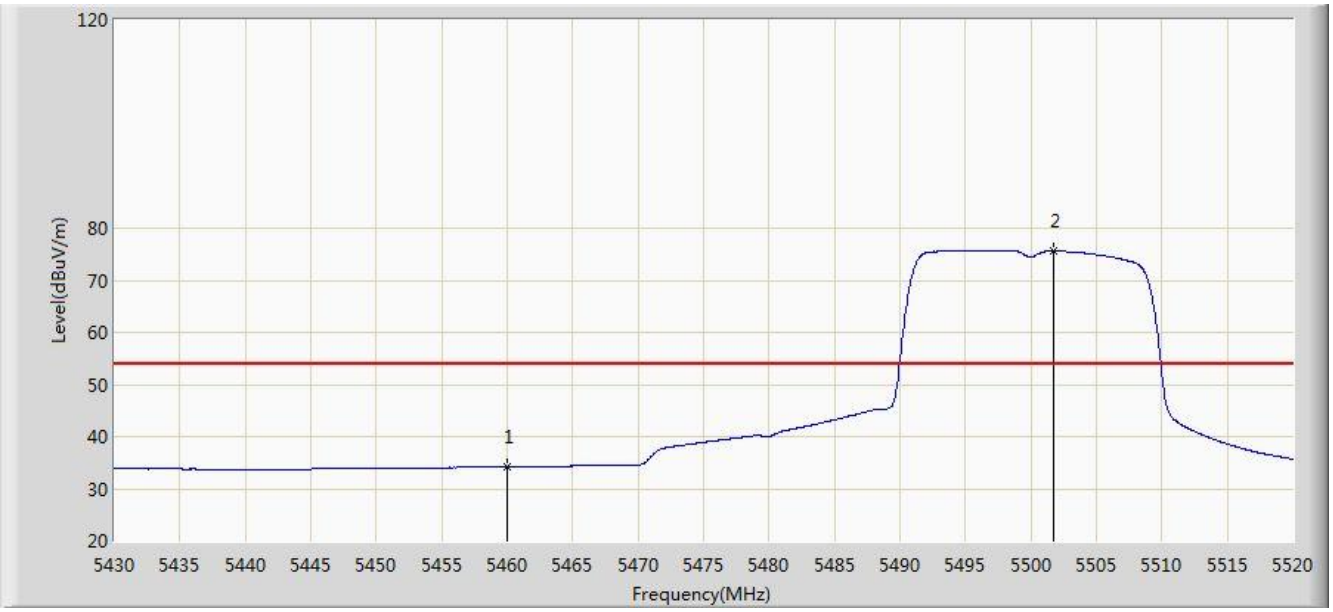

No	Mark	Frequency (MHz)	Measure Level (dBuV/m)	Reading Level (dBuV)	Over Limit (dB)	Limit (dBuV/m)	Factor (dB)	Type
1		5460.000	34.193	30.013	-19.807	54.000	4.180	AV
2	*	5501.775	75.569	71.292	N/A	N/A	4.278	AV

Note: Measure Level (dBμV/m) = Reading Level (dBμV) + Factor (dB)

Factor (dB) = Cable Loss (dB) + Antenna Factor (dB/m) - Pre-amplifier Factor (dB)

Site: AC1	Time: 2017/07/19 - 05:38
Limit: FCC_Part15.209_RE(3m)	Engineer: Kevin Ker
Probe: BBHA9120D_1GHz_18GHz	Polarity: Vertical
EUT: Thermal Printer	Power: AC 120V/60Hz
Test Mode: Transmit by 802.11n-HT20 at channel 5500MHz Ant 1	

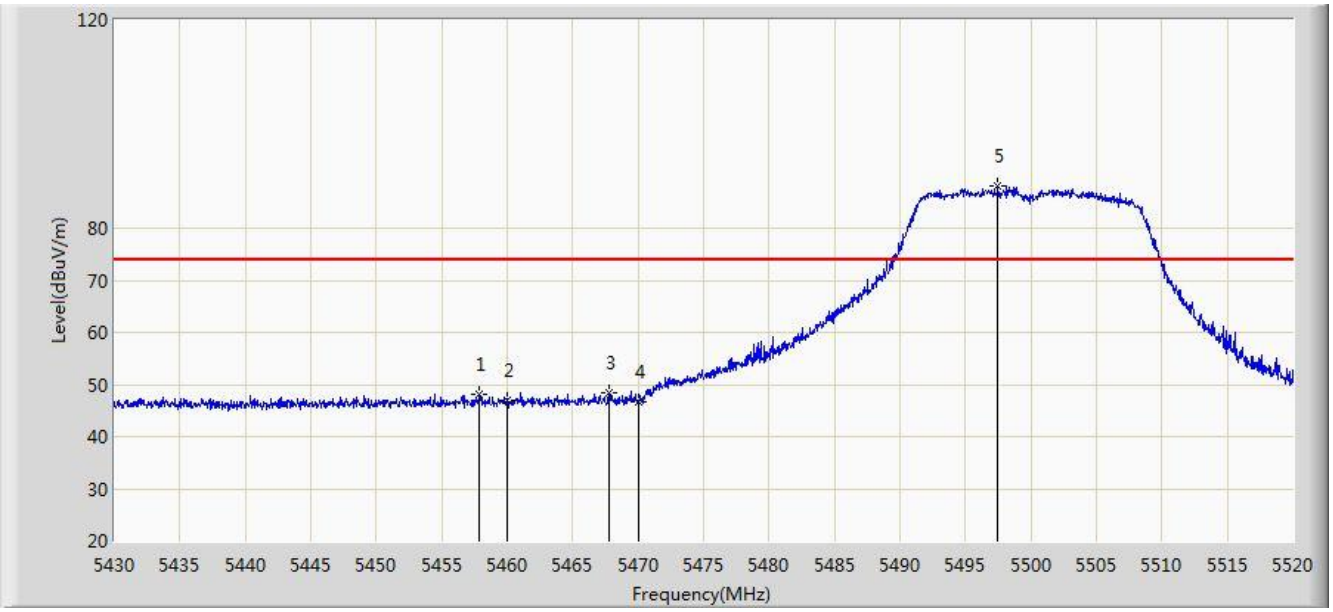

No	Mark	Frequency (MHz)	Measure Level (dBuV/m)	Reading Level (dBuV)	Over Limit (dB)	Limit (dBuV/m)	Factor (dB)	Type
1		5457.900	48.221	44.045	-25.779	74.000	4.176	PK
2		5460.000	46.920	42.740	-27.080	74.000	4.180	PK
3		5467.755	48.422	44.225	-25.578	74.000	4.197	PK
4		5470.000	46.625	42.423	-27.375	74.000	4.202	PK
5	*	5497.455	87.980	83.715	N/A	N/A	4.264	PK

Note: Measure Level (dBμV/m) = Reading Level (dBμV) + Factor (dB)

Factor (dB) = Cable Loss (dB) + Antenna Factor (dB/m) - Pre-amplifier Factor (dB)

Site: AC1	Time: 2017/07/19 - 05:39
Limit: FCC_Part15.209_RE(3m)	Engineer: Kevin Ker
Probe: BBHA9120D_1GHz_18GHz	Polarity: Vertical
EUT: Thermal Printer	Power: AC 120V/60Hz
Test Mode: Transmit by 802.11n-HT20 at channel 5500MHz Ant 1	

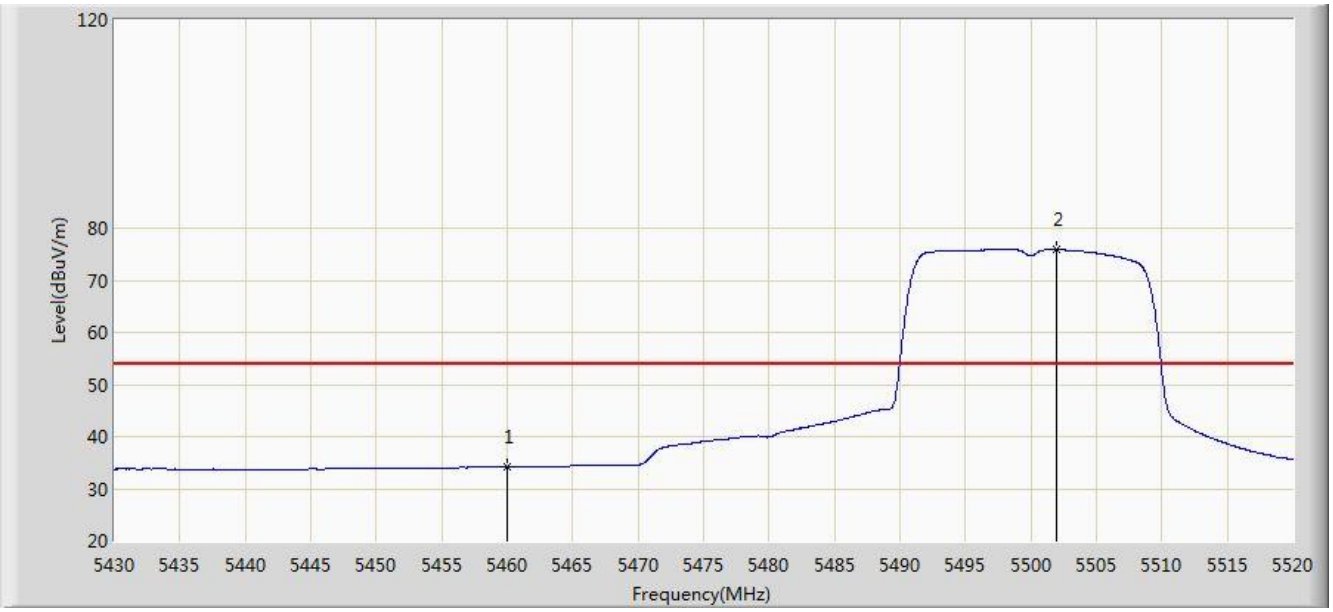

No	Mark	Frequency (MHz)	Measure Level (dBuV/m)	Reading Level (dBuV)	Over Limit (dB)	Limit (dBuV/m)	Factor (dB)	Type
1		5460.000	34.181	30.001	-19.819	54.000	4.180	AV
2	*	5501.910	75.893	71.615	N/A	N/A	4.278	AV

Note: Measure Level (dBμV/m) = Reading Level (dBμV) + Factor (dB)

Factor (dB) = Cable Loss (dB) + Antenna Factor (dB/m) - Pre-amplifier Factor (dB)

Site: AC1	Time: 2017/07/19 - 05:39
Limit: FCC_Part15.209_RE(3m)	Engineer: Kevin Ker
Probe: BBHA9120D_1GHz_18GHz	Polarity: Horizontal
EUT: Thermal Printer	Power: AC 120V/60Hz
Test Mode: Transmit by 802.11n-HT20 at channel 5700MHz Ant 1	

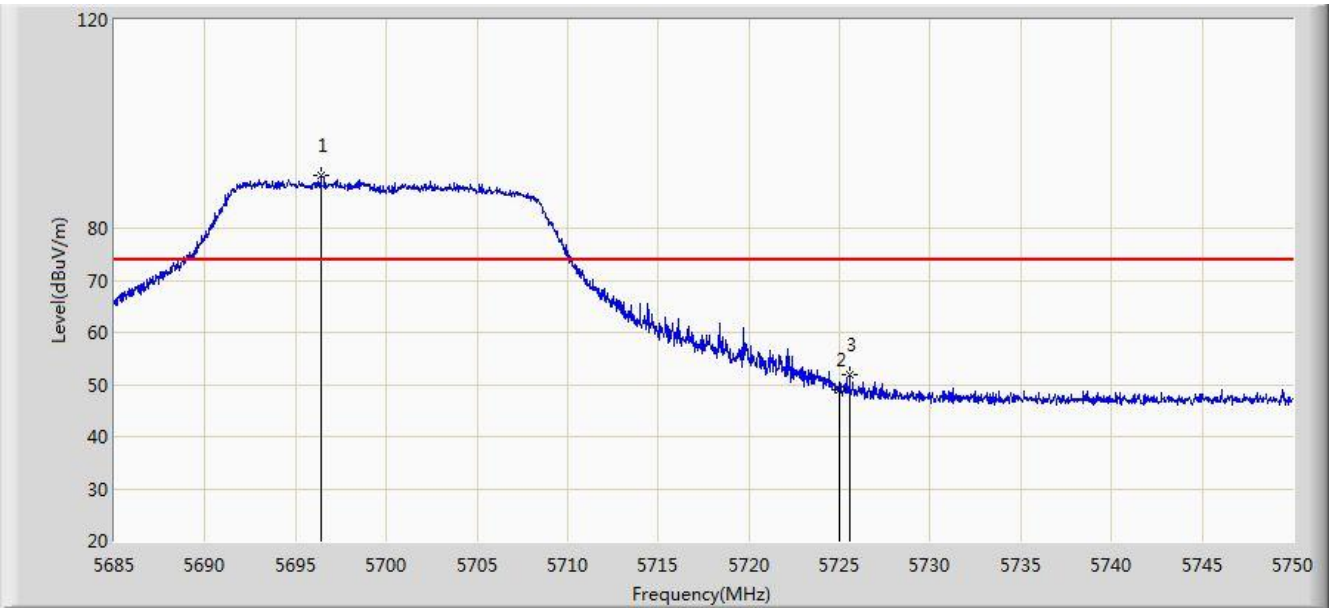

No	Mark	Frequency (MHz)	Measure Level (dBuV/m)	Reading Level (dBuV)	Over Limit (dB)	Limit (dBuV/m)	Factor (dB)	Type
1	*	5696.408	90.109	85.250	N/A	N/A	4.859	PK
2		5725.000	49.120	44.091	-24.880	74.000	5.029	PK
3		5725.560	51.749	46.716	-22.251	74.000	5.032	PK

Note: Measure Level (dBμV/m) = Reading Level (dBμV) + Factor (dB)

Factor (dB) = Cable Loss (dB) + Antenna Factor (dB/m) - Pre-amplifier Factor (dB)

Site: AC1	Time: 2017/07/19 - 05:40
Limit: FCC_Part15.209_RE(3m)	Engineer: Kevin Ker
Probe: BBHA9120D_1GHz_18GHz	Polarity: Horizontal
EUT: Thermal Printer	Power: AC 120V/60Hz
Test Mode: Transmit by 802.11n-HT20 at channel 5700MHz Ant 1	

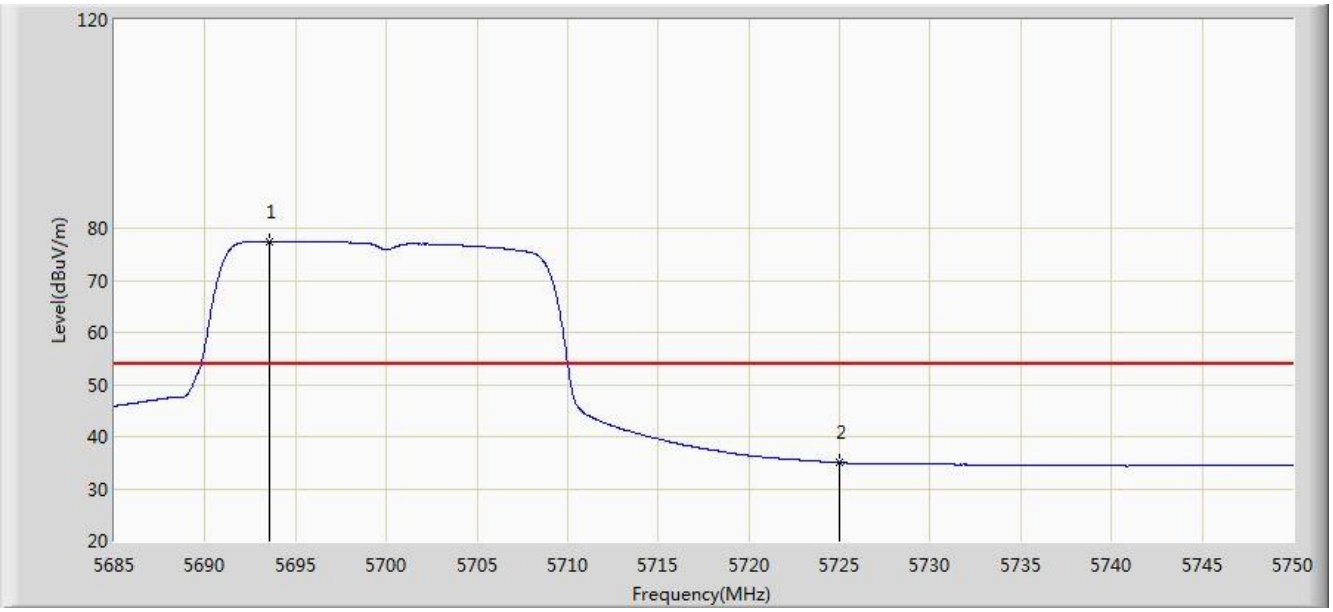

No	Mark	Frequency (MHz)	Measure Level (dBuV/m)	Reading Level (dBuV)	Over Limit (dB)	Limit (dBuV/m)	Factor (dB)	Type
1	*	5693.547	77.376	72.532	N/A	N/A	4.844	AV
2		5725.000	35.009	29.980	-18.991	54.000	5.029	AV

Note: Measure Level (dBμV/m) = Reading Level (dBμV) + Factor (dB)

Factor (dB) = Cable Loss (dB) + Antenna Factor (dB/m) - Pre-amplifier Factor (dB)

Site: AC1	Time: 2017/07/19 - 05:41
Limit: FCC_Part15.209_RE(3m)	Engineer: Kevin Ker
Probe: BBHA9120D_1GHz_18GHz	Polarity: Vertical
EUT: Thermal Printer	Power: AC 120V/60Hz
Test Mode: Transmit by 802.11n-HT20 at channel 5700MHz Ant 1	

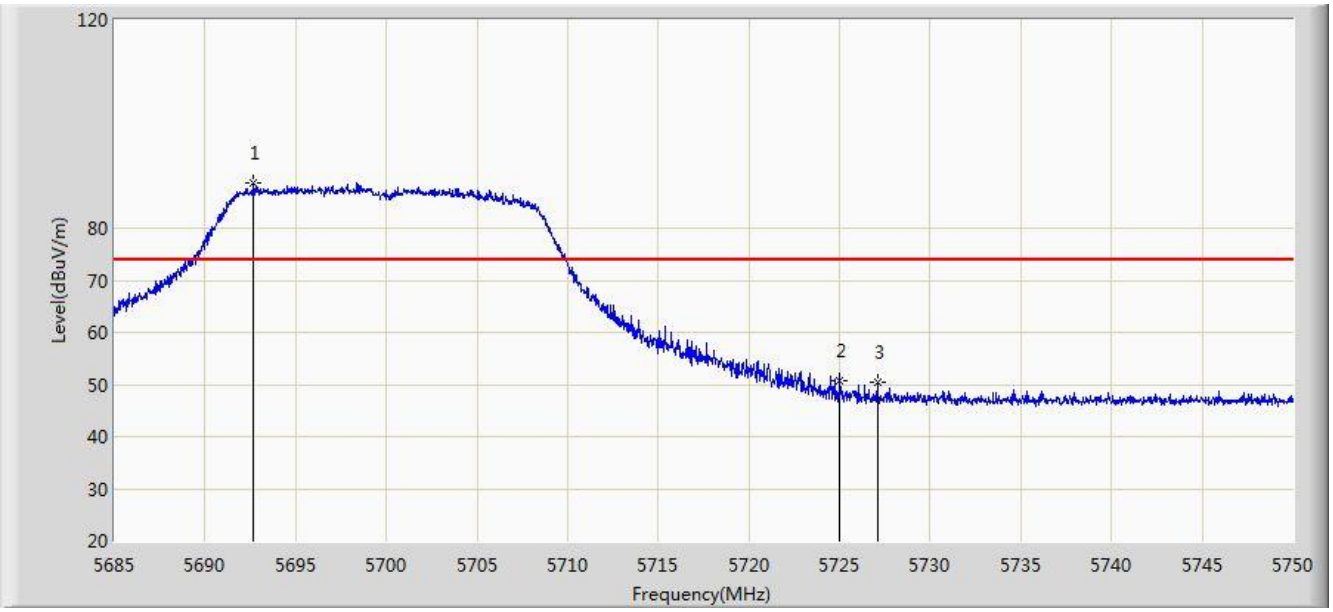

No	Mark	Frequency (MHz)	Measure Level (dBuV/m)	Reading Level (dBuV)	Over Limit (dB)	Limit (dBuV/m)	Factor (dB)	Type
1	*	5692.670	88.656	83.817	N/A	N/A	4.840	PK
2		5725.000	50.711	45.682	-23.289	74.000	5.029	PK
3		5727.087	50.377	45.335	-23.623	74.000	5.043	PK

Note: Measure Level (dBμV/m) = Reading Level (dBμV) + Factor (dB)

Factor (dB) = Cable Loss (dB) + Antenna Factor (dB/m) - Pre-amplifier Factor (dB)

Site: AC1	Time: 2017/07/19 - 05:42
Limit: FCC_Part15.209_RE(3m)	Engineer: Kevin Ker
Probe: BBHA9120D_1GHz_18GHz	Polarity: Vertical
EUT: Thermal Printer	Power: AC 120V/60Hz
Test Mode: Transmit by 802.11n-HT20 at channel 5700MHz Ant 1	

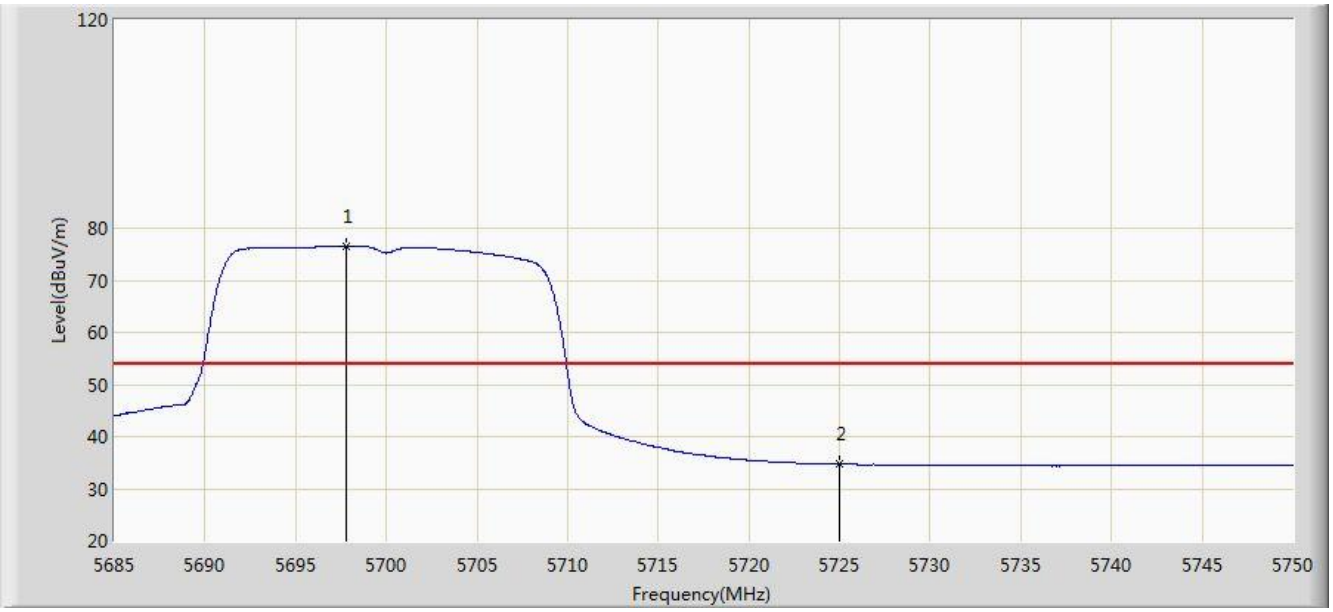

No	Mark	Frequency (MHz)	Measure Level (dBuV/m)	Reading Level (dBuV)	Over Limit (dB)	Limit (dBuV/m)	Factor (dB)	Type
1	*	5697.805	76.488	71.621	N/A	N/A	4.866	AV
2		5725.000	34.690	29.661	-19.310	54.000	5.029	AV

Note: Measure Level (dBμV/m) = Reading Level (dBμV) + Factor (dB)

Factor (dB) = Cable Loss (dB) + Antenna Factor (dB/m) - Pre-amplifier Factor (dB)

Site: AC1	Time: 2017/07/19 - 05:42
Limit: FCC_Part15.209_RE(3m)	Engineer: Kevin Ker
Probe: BBHA9120D_1GHz_18GHz	Polarity: Horizontal
EUT: Thermal Printer	Power: AC 120V/60Hz
Test Mode: Transmit by 802.11n-HT20 at channel 5745MHz Ant 1	

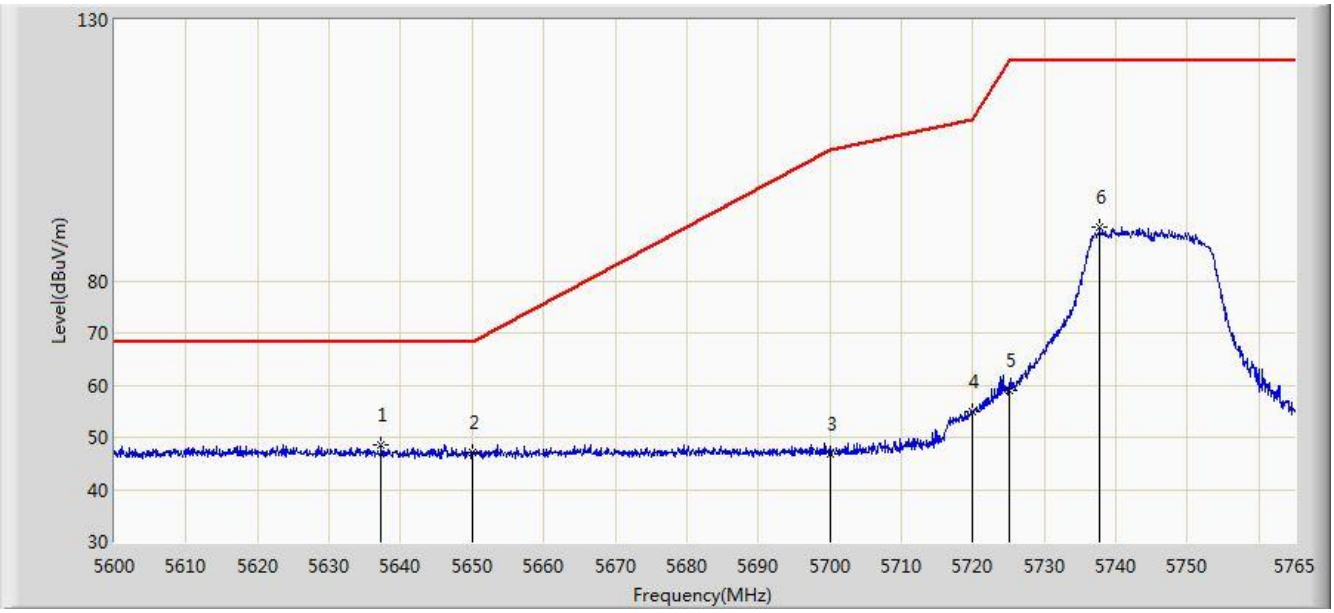

No	Mark	Frequency (MHz)	Measure Level (dBuV/m)	Reading Level (dBuV)	Over Limit (dB)	Limit (dBuV/m)	Factor (dB)	Type
1	*	5637.290	48.518	43.888	-19.682	68.200	4.630	PK
2		5650.000	47.135	42.464	-21.065	68.200	4.671	PK
3		5700.000	46.891	42.013	-58.309	105.200	4.878	PK
4		5720.000	54.809	49.812	-55.991	110.800	4.997	PK
5		5725.000	59.112	54.083	-63.088	122.200	5.029	PK
6		5737.692	90.156	85.046	N/A	N/A	5.109	PK

Note: Measure Level (dBμV/m) = Reading Level (dBμV) + Factor (dB)

Factor (dB) = Cable Loss (dB) + Antenna Factor (dB/m) - Pre-amplifier Factor (dB)

Site: AC1	Time: 2017/07/19 - 05:45
Limit: FCC_Part15.209_RE(3m)	Engineer: Kevin Ker
Probe: BBHA9120D_1GHz_18GHz	Polarity: Vertical
EUT: Thermal Printer	Power: AC 120V/60Hz
Test Mode: Transmit by 802.11n-HT20 at channel 5745MHz Ant 1	

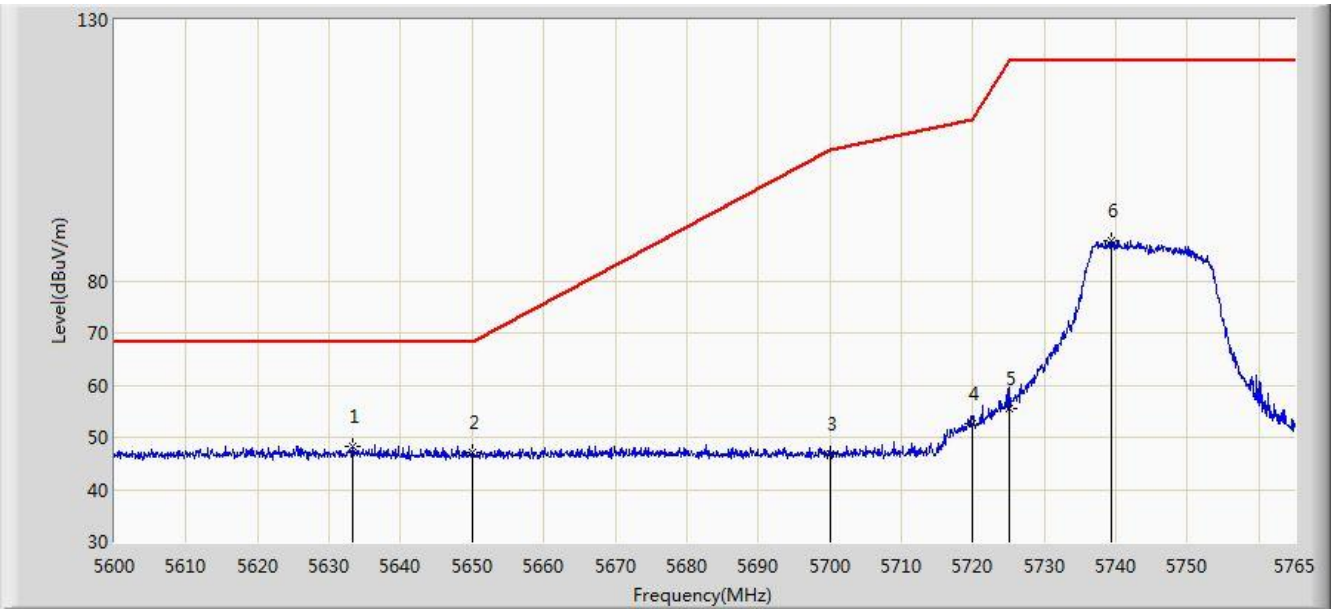

No	Mark	Frequency (MHz)	Measure Level (dBuV/m)	Reading Level (dBuV)	Over Limit (dB)	Limit (dBuV/m)	Factor (dB)	Type
1	*	5633.248	48.361	43.743	-19.839	68.200	4.618	PK
2		5650.000	47.171	42.500	-21.029	68.200	4.671	PK
3		5700.000	46.818	41.940	-58.382	105.200	4.878	PK
4		5720.000	52.677	47.680	-58.123	110.800	4.997	PK
5		5725.000	55.606	50.577	-66.594	122.200	5.029	PK
6		5739.425	87.746	82.625	N/A	N/A	5.122	PK

Note: Measure Level (dBμV/m) = Reading Level (dBμV) + Factor (dB)

Factor (dB) = Cable Loss (dB) + Antenna Factor (dB/m) - Pre-amplifier Factor (dB)

Site: AC1	Time: 2017/07/19 - 05:47
Limit: FCC_Part15.209_RE(3m)	Engineer: Kevin Ker
Probe: BBHA9120D_1GHz_18GHz	Polarity: Horizontal
EUT: Thermal Printer	Power: AC 120V/60Hz
Test Mode: Transmit by 802.11n-HT20 at channel 5825MHz Ant 1	

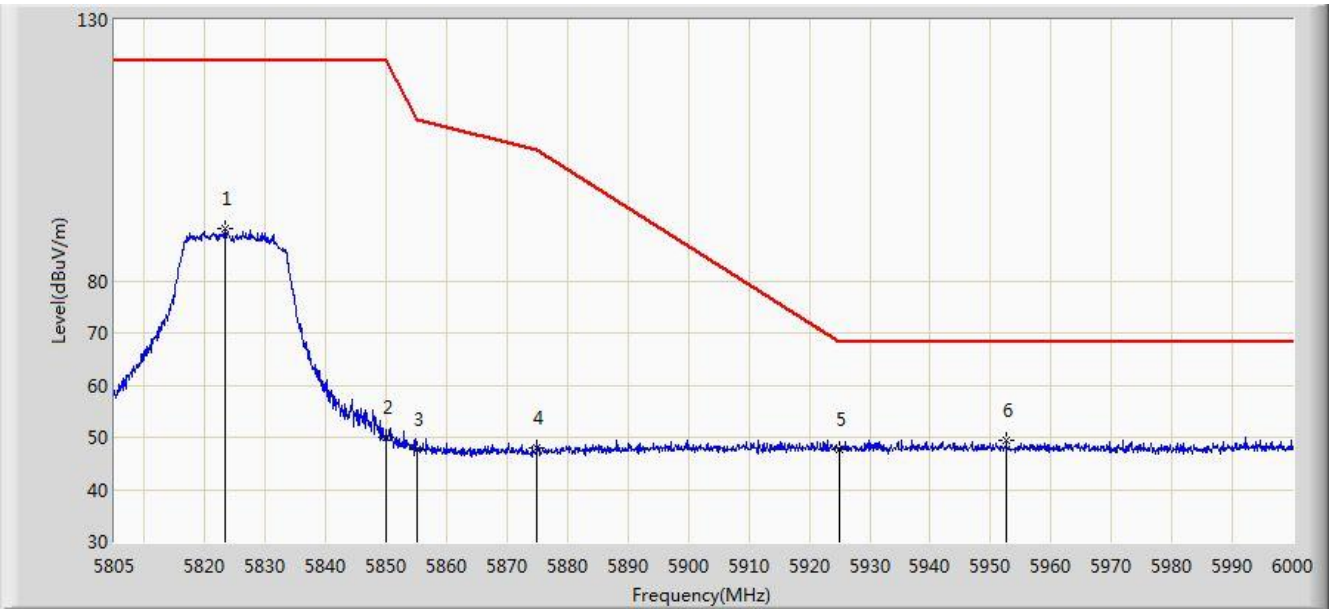

No	Mark	Frequency (MHz)	Measure Level (dBuV/m)	Reading Level (dBuV)	Over Limit (dB)	Limit (dBuV/m)	Factor (dB)	Type
1		5823.428	89.957	84.378	N/A	N/A	5.578	PK
2		5850.000	50.039	44.313	-72.161	122.200	5.726	PK
3		5855.000	47.625	41.879	-63.175	110.800	5.746	PK
4		5875.000	48.070	42.250	-57.130	105.200	5.820	PK
5		5925.000	47.607	41.641	-20.593	68.200	5.967	PK
6	*	5952.615	49.504	43.473	-18.696	68.200	6.031	PK

Note: Measure Level (dBμV/m) = Reading Level (dBμV) + Factor (dB)

Factor (dB) = Cable Loss (dB) + Antenna Factor (dB/m) - Pre-amplifier Factor (dB)

Site: AC1	Time: 2017/07/19 - 05:49
Limit: FCC_Part15.209_RE(3m)	Engineer: Kevin Ker
Probe: BBHA9120D_1GHz_18GHz	Polarity: Vertical
EUT: Thermal Printer	Power: AC 120V/60Hz
Test Mode: Transmit by 802.11n-HT20 at channel 5825MHz Ant 1	

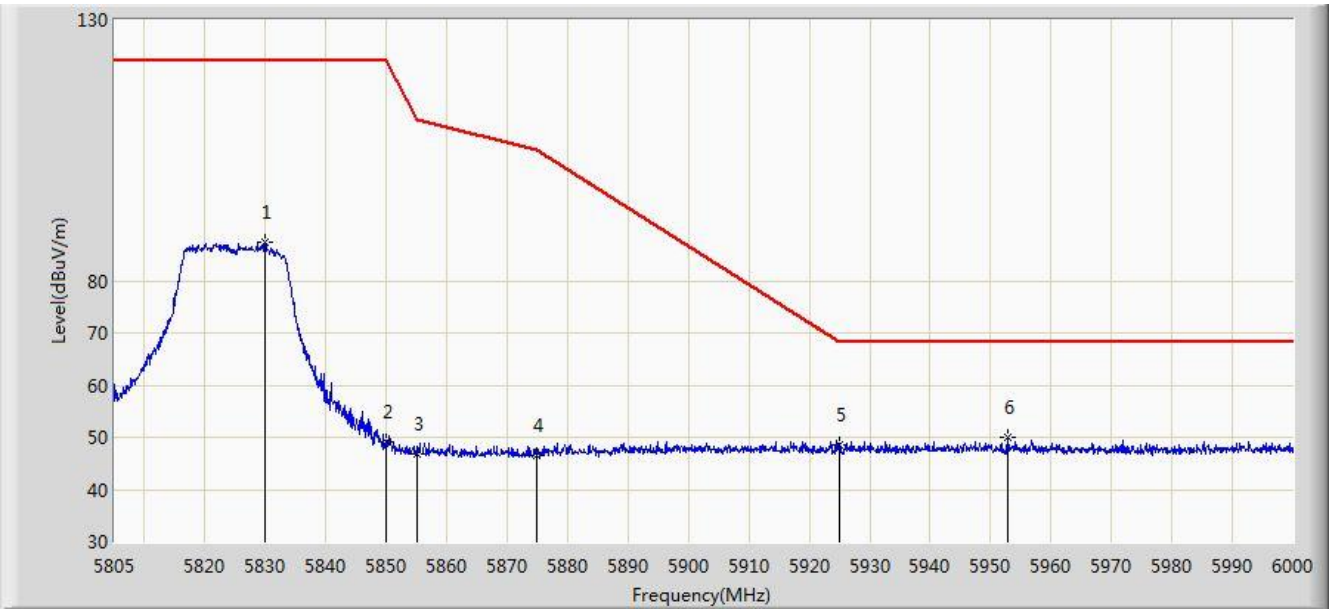

No	Mark	Frequency (MHz)	Measure Level (dBuV/m)	Reading Level (dBuV)	Over Limit (dB)	Limit (dBuV/m)	Factor (dB)	Type
1		5829.862	87.480	81.864	N/A	N/A	5.616	PK
2		5850.000	49.261	43.535	-72.939	122.200	5.726	PK
3		5855.000	46.814	41.068	-63.986	110.800	5.746	PK
4		5875.000	46.606	40.786	-58.594	105.200	5.820	PK
5		5925.000	48.611	42.645	-19.589	68.200	5.967	PK
6	*	5952.810	49.883	43.852	-18.317	68.200	6.031	PK

Note: Measure Level (dBμV/m) = Reading Level (dBμV) + Factor (dB)

Factor (dB) = Cable Loss (dB) + Antenna Factor (dB/m) - Pre-amplifier Factor (dB)

Site: AC1	Time: 2017/07/19 - 05:51
Limit: FCC_Part15.209_RE(3m)	Engineer: Kevin Ker
Probe: BBHA9120D_1GHz_18GHz	Polarity: Horizontal
EUT: Thermal Printer	Power: AC 120V/60Hz
Test Mode: Transmit by 802.11n-HT40 at channel 5190MHz Ant 1	

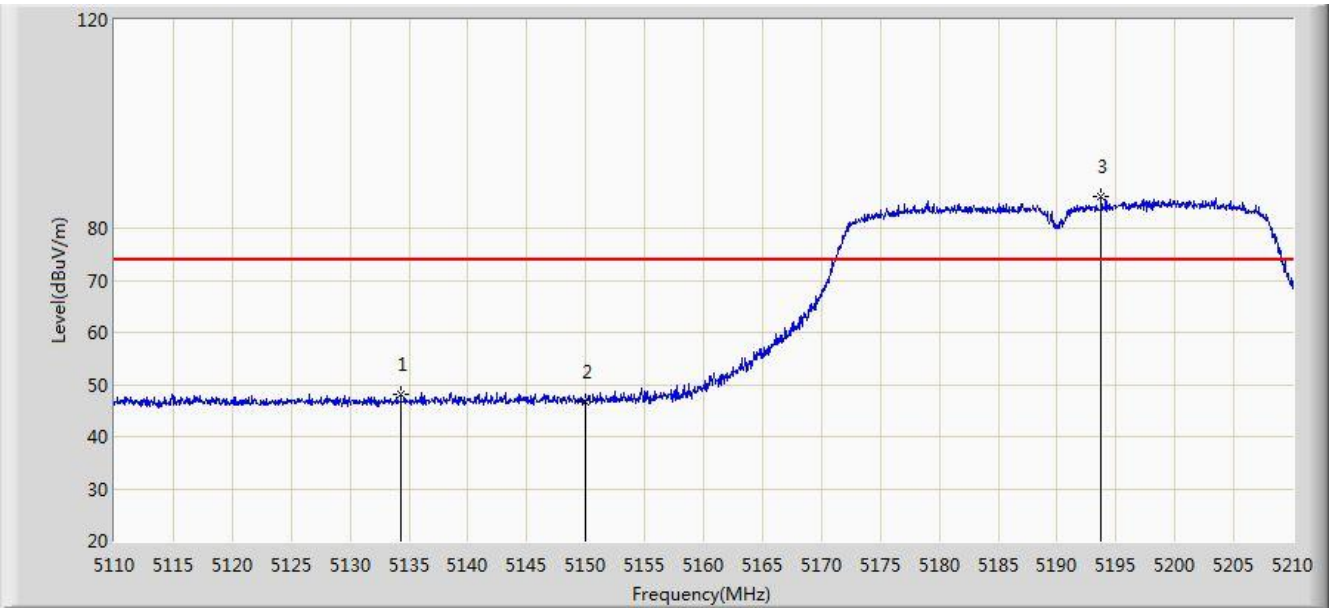

No	Mark	Frequency (MHz)	Measure Level (dBuV/m)	Reading Level (dBuV)	Over Limit (dB)	Limit (dBuV/m)	Factor (dB)	Type
1		5134.300	48.169	43.994	-25.831	74.000	4.175	PK
2		5150.000	46.633	42.464	-27.367	74.000	4.170	PK
3	*	5193.750	85.956	81.936	N/A	N/A	4.020	PK

Note: Measure Level (dBμV/m) = Reading Level (dBμV) + Factor (dB)

Factor (dB) = Cable Loss (dB) + Antenna Factor (dB/m) - Pre-amplifier Factor (dB)

Site: AC1	Time: 2017/07/19 - 05:53
Limit: FCC_Part15.209_RE(3m)	Engineer: Kevin Ker
Probe: BBHA9120D_1GHz_18GHz	Polarity: Horizontal
EUT: Thermal Printer	Power: AC 120V/60Hz
Test Mode: Transmit by 802.11n-HT40 at channel 5190MHz Ant 1	

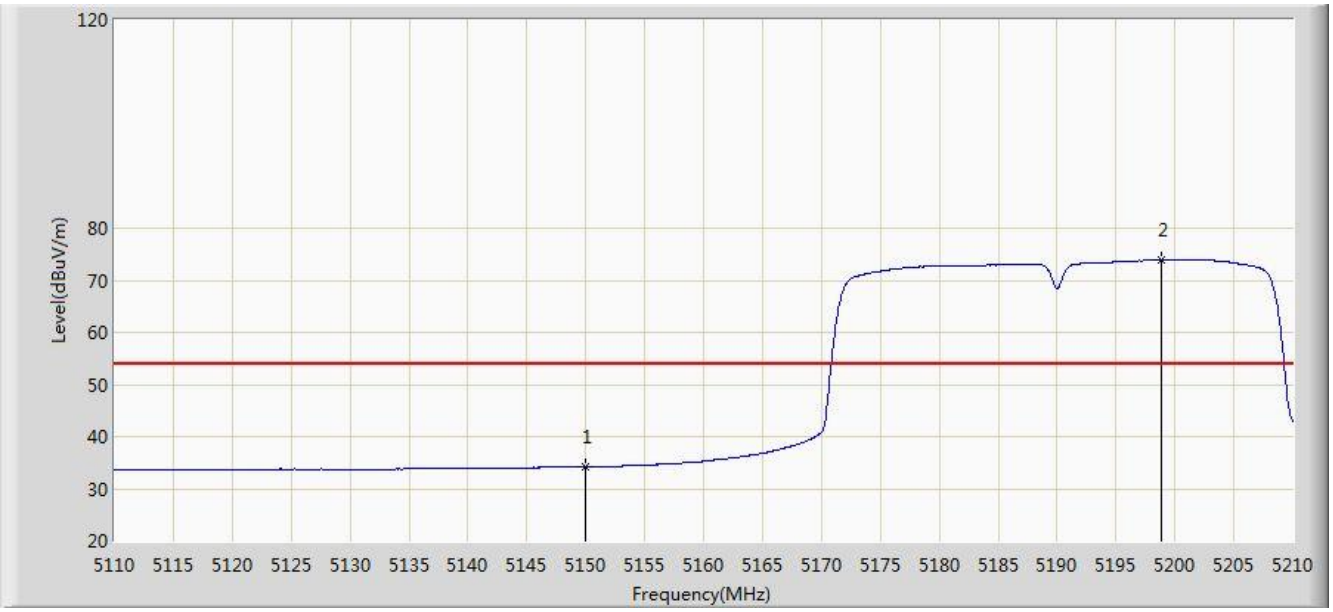

No	Mark	Frequency (MHz)	Measure Level (dBuV/m)	Reading Level (dBuV)	Over Limit (dB)	Limit (dBuV/m)	Factor (dB)	Type
1		5150.000	34.193	30.024	-19.807	54.000	4.170	AV
2	*	5198.900	73.883	69.881	N/A	N/A	4.001	AV

Note: Measure Level (dBμV/m) = Reading Level (dBμV) + Factor (dB)

Factor (dB) = Cable Loss (dB) + Antenna Factor (dB/m) - Pre-amplifier Factor (dB)

Site: AC1	Time: 2017/07/19 - 05:54
Limit: FCC_Part15.209_RE(3m)	Engineer: Kevin Ker
Probe: BBHA9120D_1GHz_18GHz	Polarity: Vertical
EUT: Thermal Printer	Power: AC 120V/60Hz
Test Mode: Transmit by 802.11n-HT40 at channel 5190MHz Ant 1	

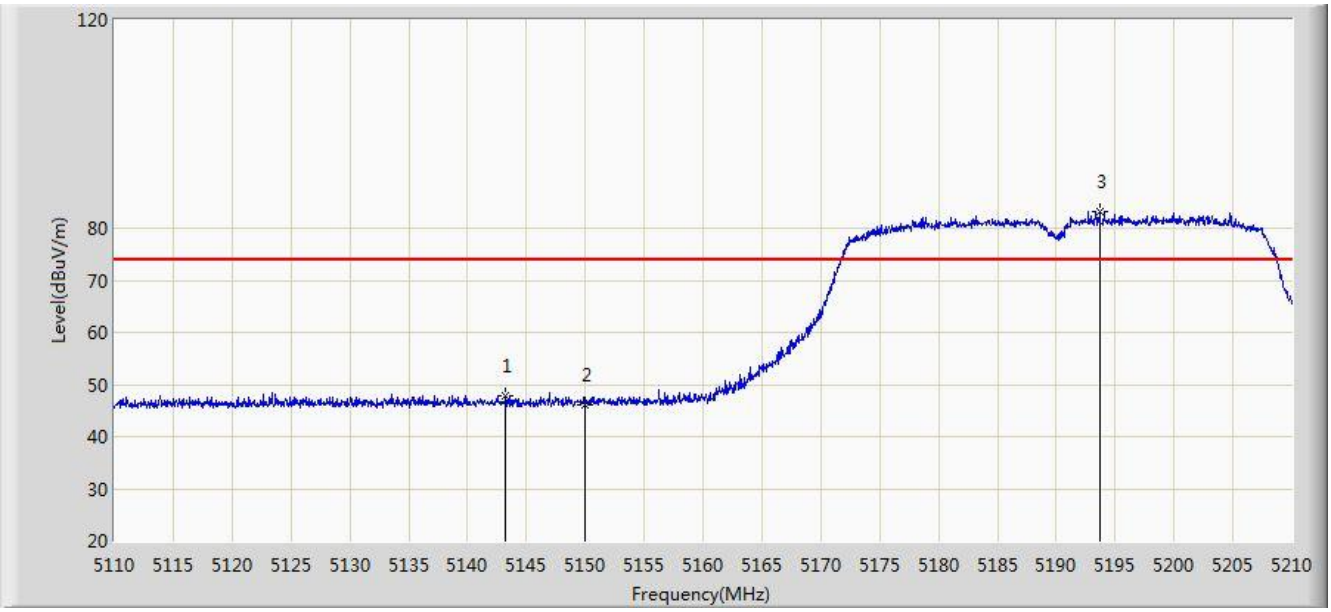

No	Mark	Frequency (MHz)	Measure Level (dBuV/m)	Reading Level (dBuV)	Over Limit (dB)	Limit (dBuV/m)	Factor (dB)	Type
1		5143.200	47.791	43.615	-26.209	74.000	4.176	PK
2		5150.000	46.228	42.059	-27.772	74.000	4.170	PK
3	*	5193.650	83.140	79.120	N/A	N/A	4.020	PK

Note: Measure Level (dBμV/m) = Reading Level (dBμV) + Factor (dB)

Factor (dB) = Cable Loss (dB) + Antenna Factor (dB/m) - Pre-amplifier Factor (dB)

Site: AC1	Time: 2017/07/19 - 05:55
Limit: FCC_Part15.209_RE(3m)	Engineer: Kevin Ker
Probe: BBHA9120D_1GHz_18GHz	Polarity: Vertical
EUT: Thermal Printer	Power: AC 120V/60Hz
Test Mode: Transmit by 802.11n-HT40 at channel 5190MHz Ant 1	

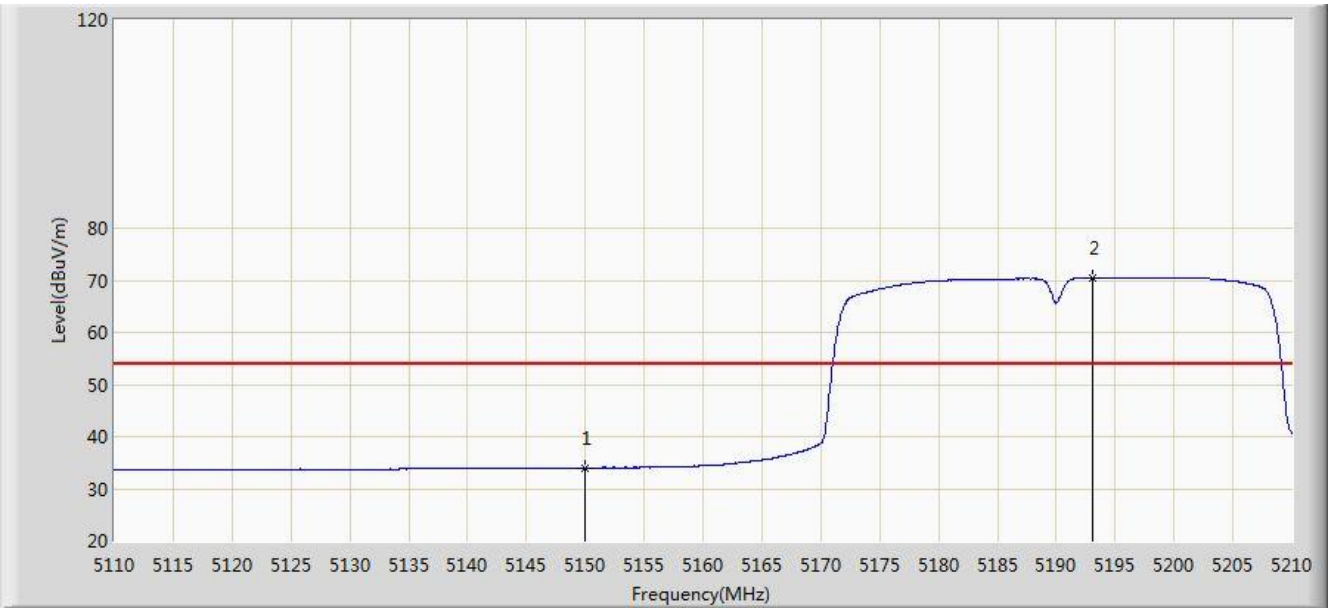

No	Mark	Frequency (MHz)	Measure Level (dBuV/m)	Reading Level (dBuV)	Over Limit (dB)	Limit (dBuV/m)	Factor (dB)	Type
1		5150.000	34.005	29.836	-19.995	54.000	4.170	AV
2	*	5193.050	70.472	66.449	N/A	N/A	4.023	AV

Note: Measure Level (dBμV/m) = Reading Level (dBμV) + Factor (dB)

Factor (dB) = Cable Loss (dB) + Antenna Factor (dB/m) - Pre-amplifier Factor (dB)

Site: AC1	Time: 2017/07/19 - 05:56
Limit: FCC_Part15.209_RE(3m)	Engineer: Kevin Ker
Probe: BBHA9120D_1GHz_18GHz	Polarity: Horizontal
EUT: Thermal Printer	Power: AC 120V/60Hz
Test Mode: Transmit by 802.11n-HT40 at channel 5310MHz Ant 1	

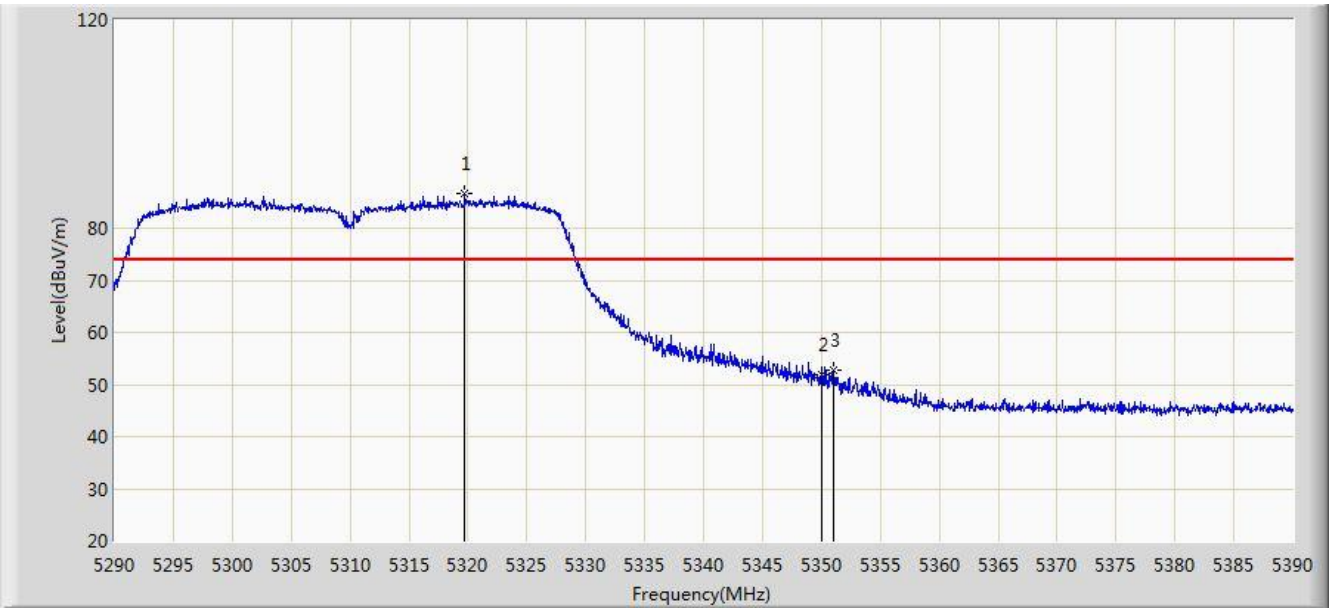

No	Mark	Frequency (MHz)	Measure Level (dBuV/m)	Reading Level (dBuV)	Over Limit (dB)	Limit (dBuV/m)	Factor (dB)	Type
1	*	5319.750	86.594	82.746	N/A	N/A	3.848	PK
2		5350.000	51.813	47.908	-22.187	74.000	3.904	PK
3		5351.000	52.620	48.713	-21.380	74.000	3.906	PK

Note: Measure Level (dBμV/m) = Reading Level (dBμV) + Factor (dB)

Factor (dB) = Cable Loss (dB) + Antenna Factor (dB/m) - Pre-amplifier Factor (dB)

Site: AC1	Time: 2017/07/19 - 05:58
Limit: FCC_Part15.209_RE(3m)	Engineer: Kevin Ker
Probe: BBHA9120D_1GHz_18GHz	Polarity: Horizontal
EUT: Thermal Printer	Power: AC 120V/60Hz
Test Mode: Transmit by 802.11n-HT40 at channel 5310MHz Ant 1	

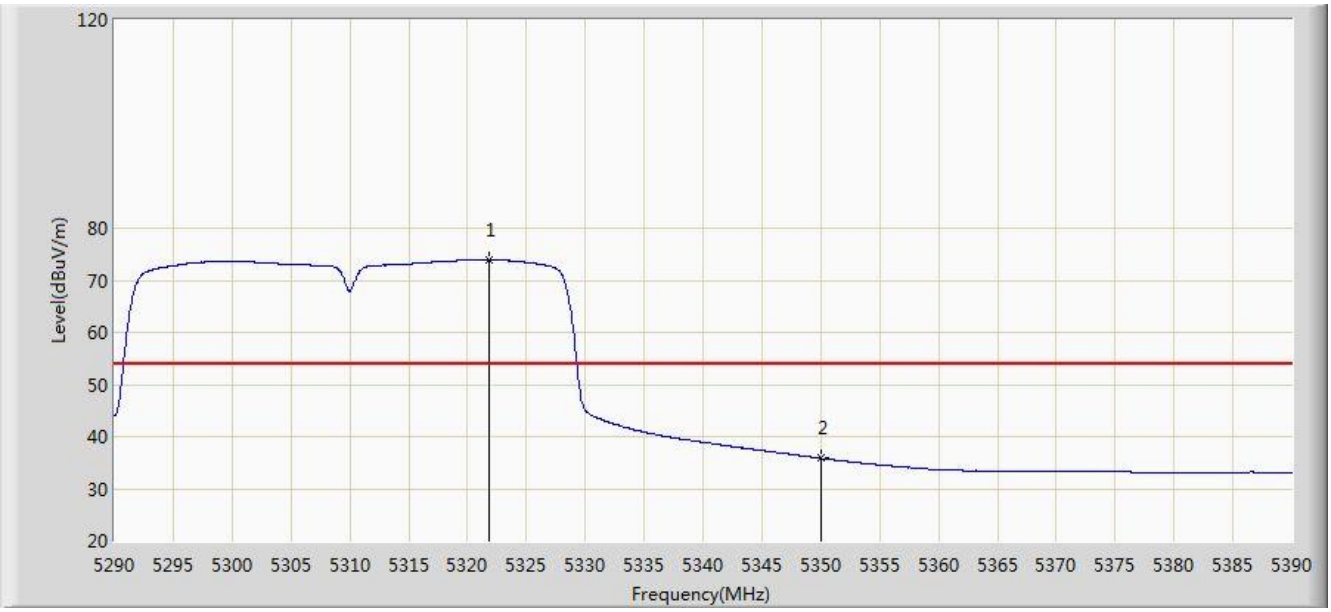

No	Mark	Frequency (MHz)	Measure Level (dBuV/m)	Reading Level (dBuV)	Over Limit (dB)	Limit (dBuV/m)	Factor (dB)	Type
1	*	5321.850	73.930	70.078	N/A	N/A	3.853	AV
2		5350.000	35.837	31.932	-18.163	54.000	3.904	AV

Note: Measure Level (dBμV/m) = Reading Level (dBμV) + Factor (dB)

Factor (dB) = Cable Loss (dB) + Antenna Factor (dB/m) - Pre-amplifier Factor (dB)

Site: AC1	Time: 2017/07/19 - 05:58
Limit: FCC_Part15.209_RE(3m)	Engineer: Kevin Ker
Probe: BBHA9120D_1GHz_18GHz	Polarity: Vertical
EUT: Thermal Printer	Power: AC 120V/60Hz
Test Mode: Transmit by 802.11n-HT40 at channel 5310MHz Ant 1	

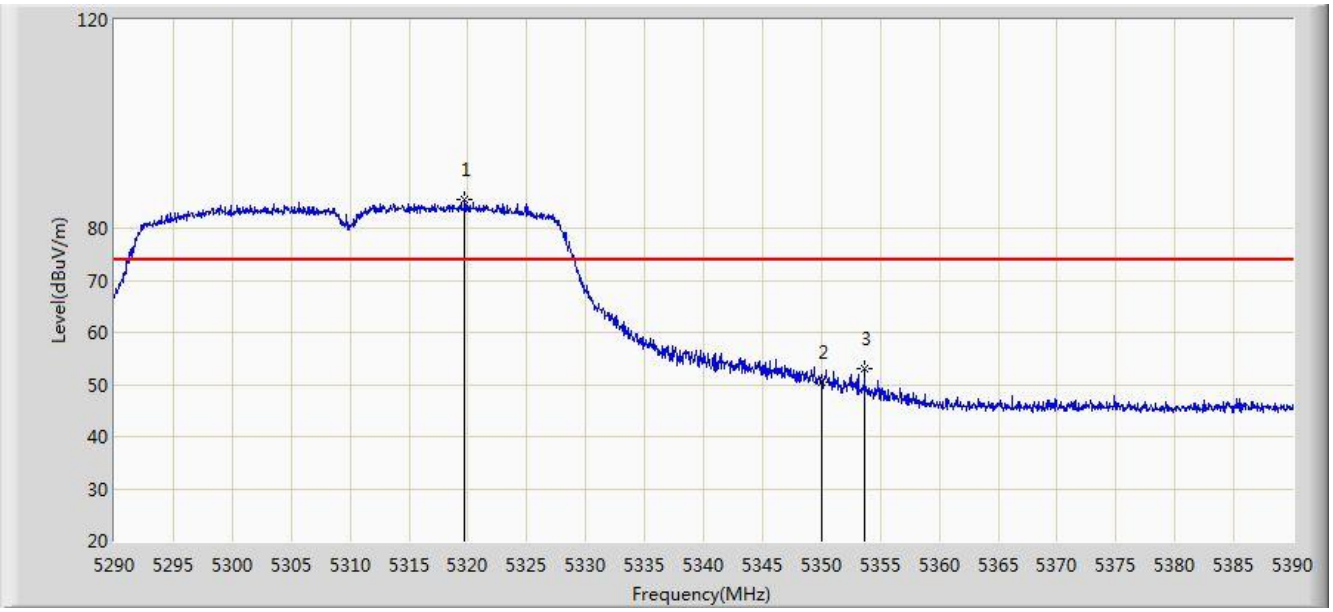

No	Mark	Frequency (MHz)	Measure Level (dBuV/m)	Reading Level (dBuV)	Over Limit (dB)	Limit (dBuV/m)	Factor (dB)	Type
1	*	5319.750	85.486	81.638	N/A	N/A	3.848	PK
2		5350.000	50.499	46.594	-23.501	74.000	3.904	PK
3		5353.650	52.993	49.082	-21.007	74.000	3.911	PK

Note: Measure Level (dBμV/m) = Reading Level (dBμV) + Factor (dB)

Factor (dB) = Cable Loss (dB) + Antenna Factor (dB/m) - Pre-amplifier Factor (dB)

Site: AC1	Time: 2017/07/19 - 05:59
Limit: FCC_Part15.209_RE(3m)	Engineer: Kevin Ker
Probe: BBHA9120D_1GHz_18GHz	Polarity: Vertical
EUT: Thermal Printer	Power: AC 120V/60Hz
Test Mode: Transmit by 802.11n-HT40 at channel 5310MHz Ant 1	

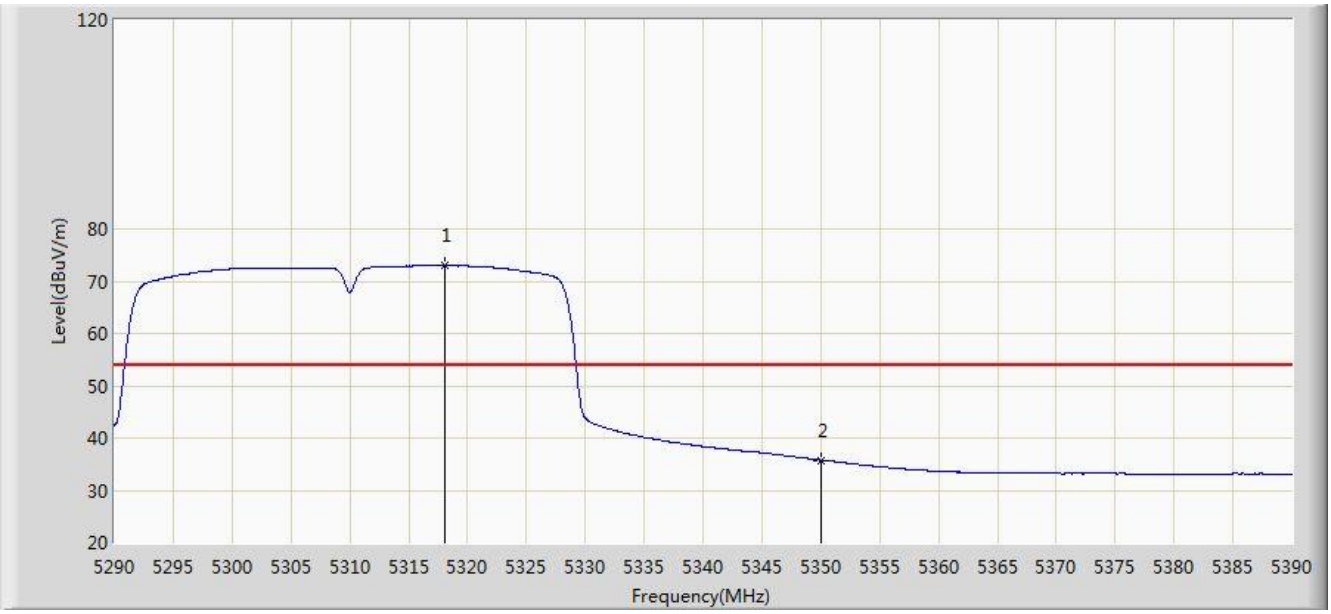

No	Mark	Frequency (MHz)	Measure Level (dBuV/m)	Reading Level (dBuV)	Over Limit (dB)	Limit (dBuV/m)	Factor (dB)	Type
1	*	5318.100	72.984	69.139	N/A	N/A	3.845	AV
2		5350.000	35.765	31.860	-18.235	54.000	3.904	AV

Note: Measure Level (dBμV/m) = Reading Level (dBμV) + Factor (dB)

Factor (dB) = Cable Loss (dB) + Antenna Factor (dB/m) - Pre-amplifier Factor (dB)

Site: AC1	Time: 2017/07/19 - 06:00
Limit: FCC_Part15.209_RE(3m)	Engineer: Kevin Ker
Probe: BBHA9120D_1GHz_18GHz	Polarity: Horizontal
EUT: Thermal Printer	Power: AC 120V/60Hz
Test Mode: Transmit by 802.11n-HT40 at channel 5510MHz Ant 1	

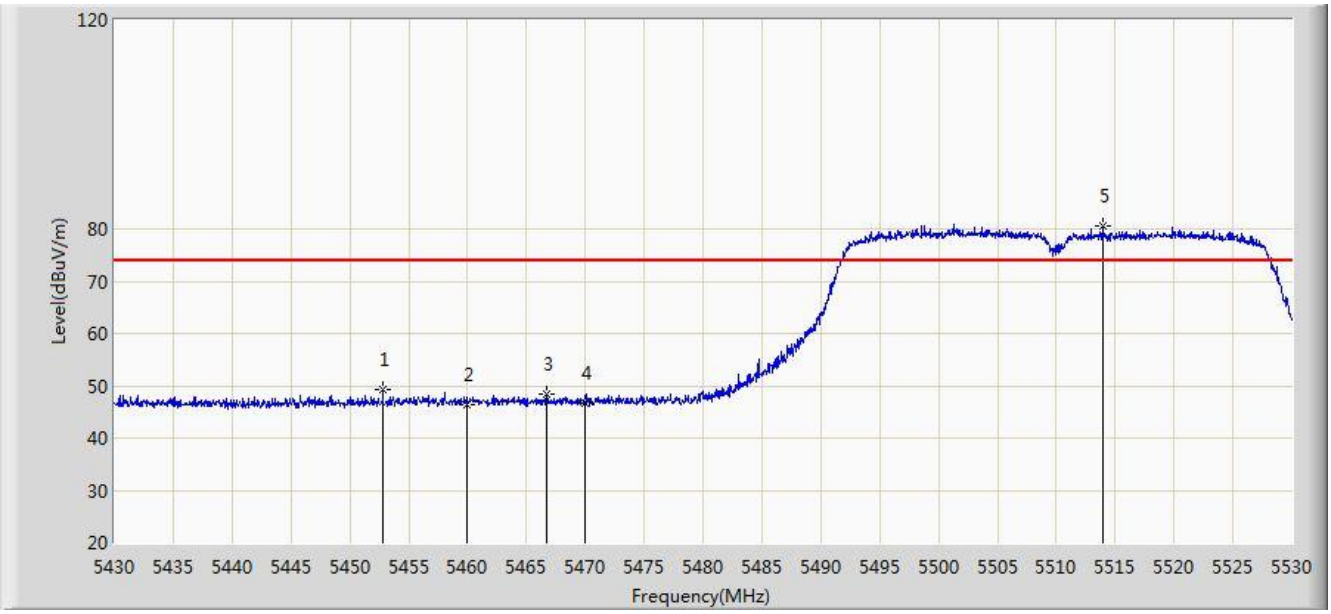

No	Mark	Frequency (MHz)	Measure Level (dBuV/m)	Reading Level (dBuV)	Over Limit (dB)	Limit (dBuV/m)	Factor (dB)	Type
1		5452.800	49.158	44.994	-24.842	74.000	4.164	PK
2		5460.000	46.433	42.253	-27.567	74.000	4.180	PK
3		5466.700	48.324	44.129	-25.676	74.000	4.196	PK
4		5470.000	46.542	42.340	-27.458	74.000	4.202	PK
5	*	5513.900	80.715	76.402	N/A	N/A	4.313	PK

Note: Measure Level (dBμV/m) = Reading Level (dBμV) + Factor (dB)

Factor (dB) = Cable Loss (dB) + Antenna Factor (dB/m) - Pre-amplifier Factor (dB)

Site: AC1	Time: 2017/07/19 - 06:02
Limit: FCC_Part15.209_RE(3m)	Engineer: Kevin Ker
Probe: BBHA9120D_1GHz_18GHz	Polarity: Horizontal
EUT: Thermal Printer	Power: AC 120V/60Hz
Test Mode: Transmit by 802.11n-HT40 at channel 5510MHz Ant 1	

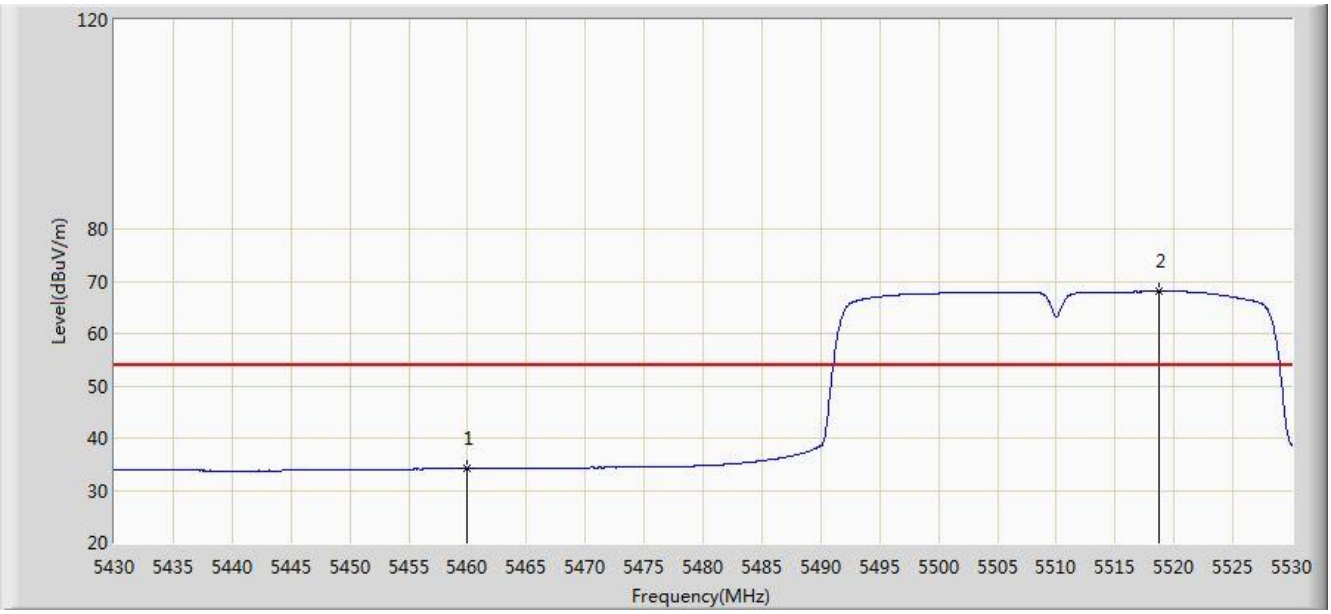

No	Mark	Frequency (MHz)	Measure Level (dBuV/m)	Reading Level (dBuV)	Over Limit (dB)	Limit (dBuV/m)	Factor (dB)	Type
1		5460.000	34.134	29.954	-19.866	54.000	4.180	AV
2	*	5518.750	68.053	63.726	N/A	N/A	4.328	AV

Note: Measure Level (dBμV/m) = Reading Level (dBμV) + Factor (dB)

Factor (dB) = Cable Loss (dB) + Antenna Factor (dB/m) - Pre-amplifier Factor (dB)

Site: AC1	Time: 2017/07/19 - 06:02
Limit: FCC_Part15.209_RE(3m)	Engineer: Kevin Ker
Probe: BBHA9120D_1GHz_18GHz	Polarity: Vertical
EUT: Thermal Printer	Power: AC 120V/60Hz
Test Mode: Transmit by 802.11n-HT40 at channel 5510MHz Ant 1	

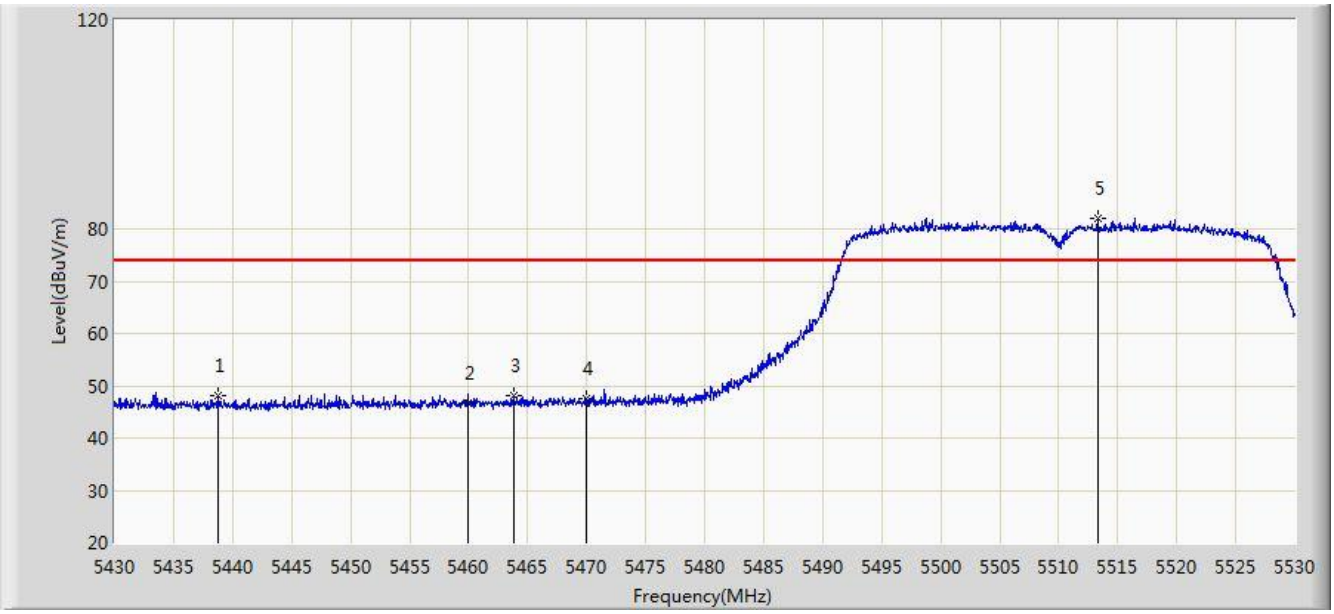

No	Mark	Frequency (MHz)	Measure Level (dBuV/m)	Reading Level (dBuV)	Over Limit (dB)	Limit (dBuV/m)	Factor (dB)	Type
1		5438.800	48.247	44.126	-25.753	74.000	4.121	PK
2		5460.000	46.636	42.456	-27.364	74.000	4.180	PK
3		5463.800	48.144	43.956	-25.856	74.000	4.189	PK
4		5470.000	47.477	43.275	-26.523	74.000	4.202	PK
5	*	5513.300	82.021	77.710	N/A	N/A	4.310	PK

Note: Measure Level (dBμV/m) = Reading Level (dBμV) + Factor (dB)

Factor (dB) = Cable Loss (dB) + Antenna Factor (dB/m) - Pre-amplifier Factor (dB)

Site: AC1	Time: 2017/07/19 - 06:03
Limit: FCC_Part15.209_RE(3m)	Engineer: Kevin Ker
Probe: BBHA9120D_1GHz_18GHz	Polarity: Vertical
EUT: Thermal Printer	Power: AC 120V/60Hz
Test Mode: Transmit by 802.11n-HT40 at channel 5510MHz Ant 1	

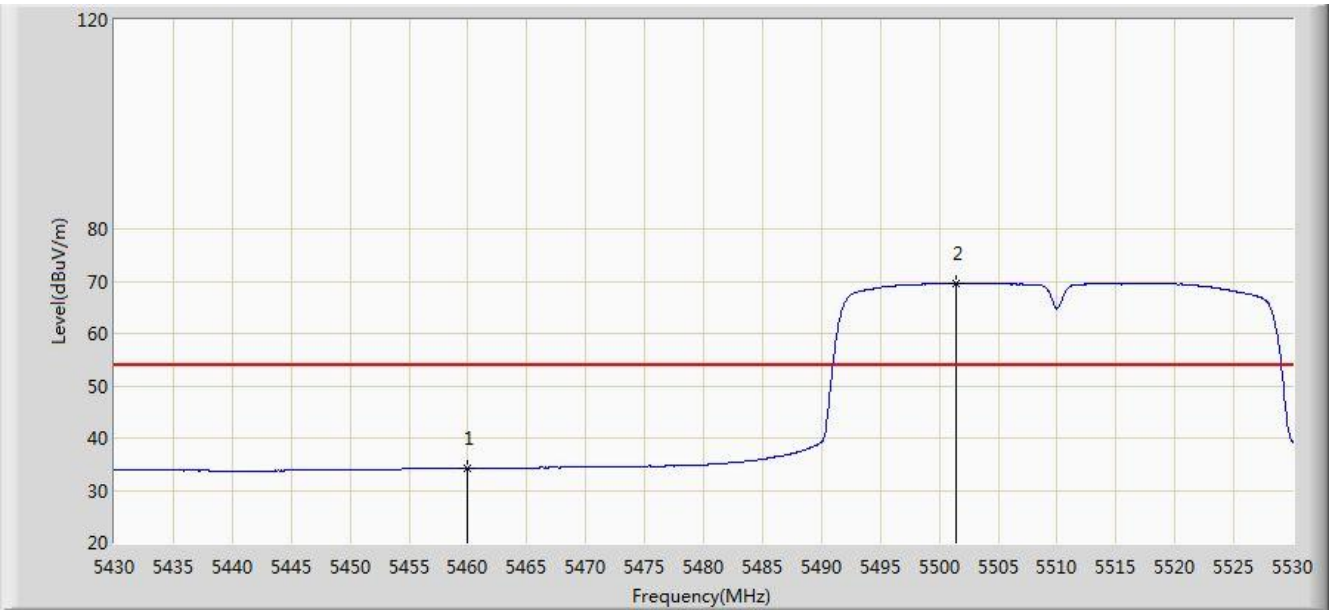

No	Mark	Frequency (MHz)	Measure Level (dBuV/m)	Reading Level (dBuV)	Over Limit (dB)	Limit (dBuV/m)	Factor (dB)	Type
1		5460.000	34.197	30.017	-19.803	54.000	4.180	AV
2	*	5501.400	69.535	65.259	N/A	N/A	4.275	AV

Note: Measure Level (dBμV/m) = Reading Level (dBμV) + Factor (dB)

Factor (dB) = Cable Loss (dB) + Antenna Factor (dB/m) - Pre-amplifier Factor (dB)

Site: AC1	Time: 2017/07/19 - 06:04
Limit: FCC_Part15.209_RE(3m)	Engineer: Kevin Ker
Probe: BBHA9120D_1GHz_18GHz	Polarity: Horizontal
EUT: Thermal Printer	Power: AC 120V/60Hz
Test Mode: Transmit by 802.11n-HT40 at channel 5670MHz Ant 1	

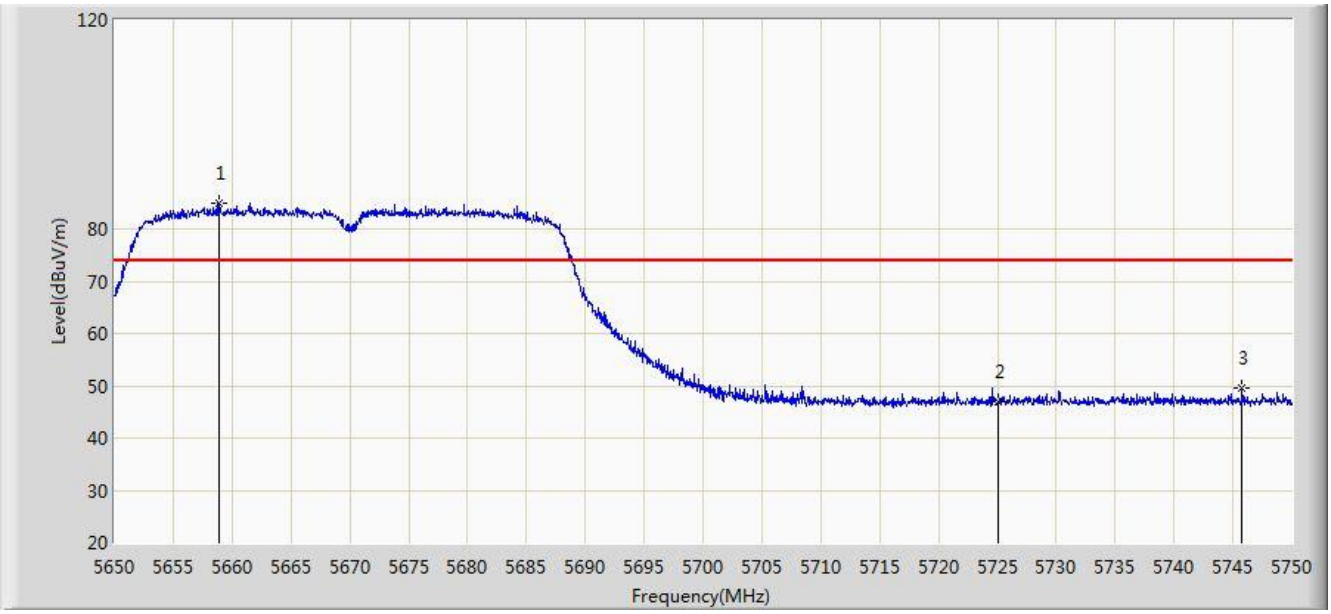

No	Mark	Frequency (MHz)	Measure Level (dBuV/m)	Reading Level (dBuV)	Over Limit (dB)	Limit (dBuV/m)	Factor (dB)	Type
1	*	5658.900	84.943	80.241	N/A	N/A	4.702	PK
2		5725.000	46.994	41.965	-27.006	74.000	5.029	PK
3		5745.800	49.578	44.418	-24.422	74.000	5.159	PK

Note: Measure Level (dBμV/m) = Reading Level (dBμV) + Factor (dB)

Factor (dB) = Cable Loss (dB) + Antenna Factor (dB/m) - Pre-amplifier Factor (dB)

Site: AC1	Time: 2017/07/19 - 06:06
Limit: FCC_Part15.209_RE(3m)	Engineer: Kevin Ker
Probe: BBHA9120D_1GHz_18GHz	Polarity: Horizontal
EUT: Thermal Printer	Power: AC 120V/60Hz
Test Mode: Transmit by 802.11n-HT40 at channel 5670MHz Ant 1	

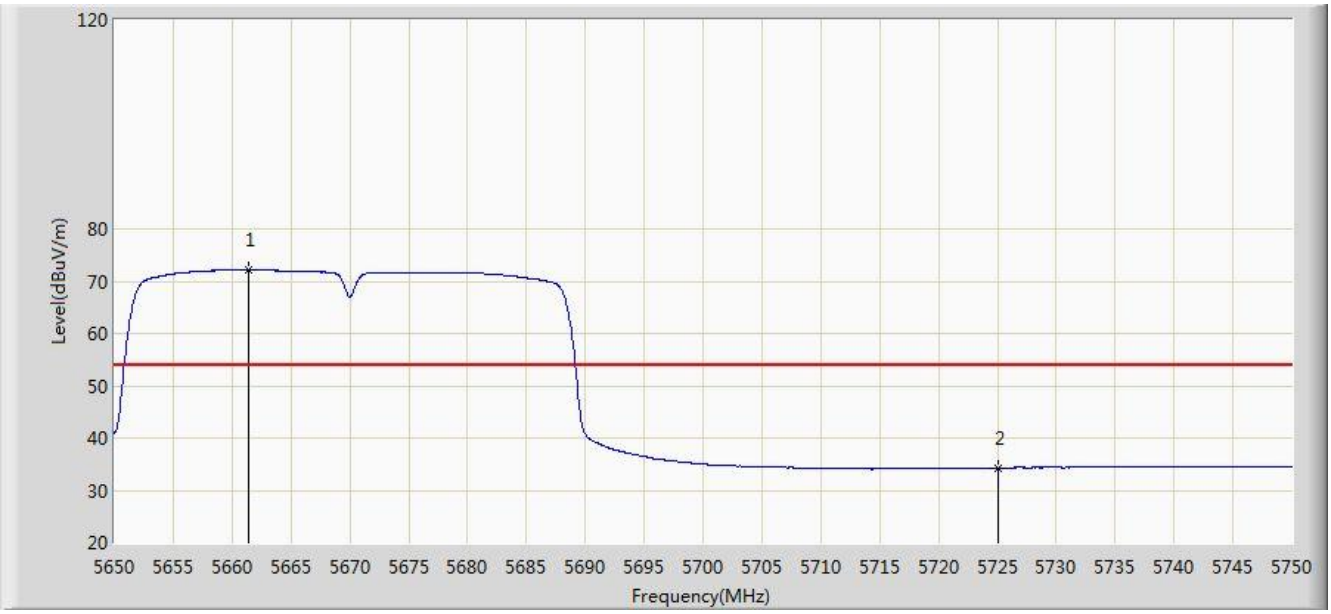

No	Mark	Frequency (MHz)	Measure Level (dBuV/m)	Reading Level (dBuV)	Over Limit (dB)	Limit (dBuV/m)	Factor (dB)	Type
1	*	5661.450	72.143	67.430	N/A	N/A	4.712	AV
2		5725.000	34.285	29.256	-19.715	54.000	5.029	AV

Note: Measure Level (dBμV/m) = Reading Level (dBμV) + Factor (dB)

Factor (dB) = Cable Loss (dB) + Antenna Factor (dB/m) - Pre-amplifier Factor (dB)

Site: AC1	Time: 2017/07/19 - 06:07
Limit: FCC_Part15.209_RE(3m)	Engineer: Kevin Ker
Probe: BBHA9120D_1GHz_18GHz	Polarity: Vertical
EUT: Thermal Printer	Power: AC 120V/60Hz
Test Mode: Transmit by 802.11n-HT40 at channel 5670MHz Ant 1	

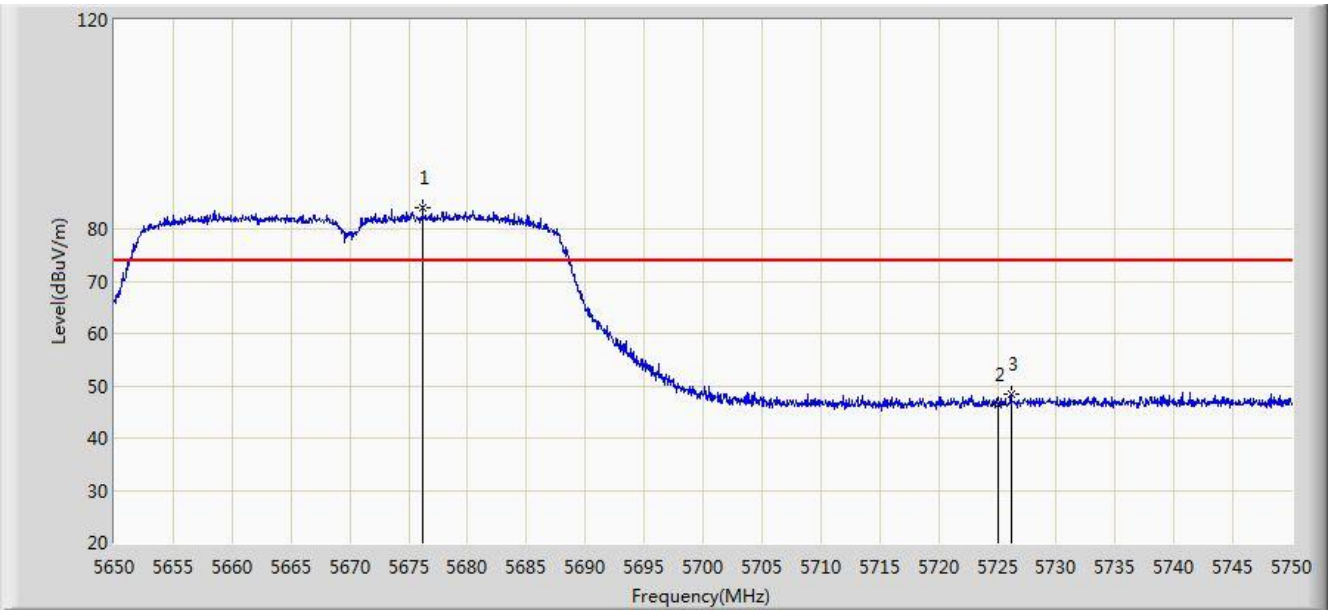

No	Mark	Frequency (MHz)	Measure Level (dBuV/m)	Reading Level (dBuV)	Over Limit (dB)	Limit (dBuV/m)	Factor (dB)	Type
1	*	5676.200	84.197	79.425	N/A	N/A	4.772	PK
2		5725.000	46.241	41.212	-27.759	74.000	5.029	PK
3		5726.150	48.297	43.261	-25.703	74.000	5.037	PK

Note: Measure Level (dBμV/m) = Reading Level (dBμV) + Factor (dB)

Factor (dB) = Cable Loss (dB) + Antenna Factor (dB/m) - Pre-amplifier Factor (dB)

Site: AC1	Time: 2017/07/19 - 06:07
Limit: FCC_Part15.209_RE(3m)	Engineer: Kevin Ker
Probe: BBHA9120D_1GHz_18GHz	Polarity: Vertical
EUT: Thermal Printer	Power: AC 120V/60Hz
Test Mode: Transmit by 802.11n-HT40 at channel 5670MHz Ant 1	

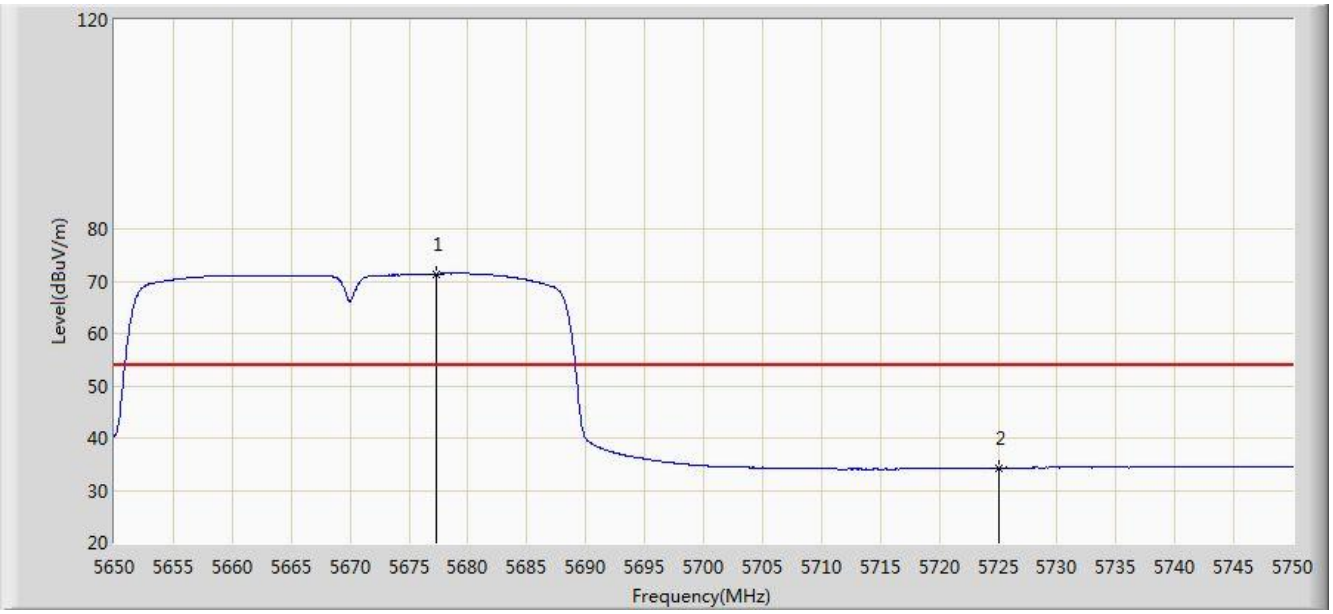

No	Mark	Frequency (MHz)	Measure Level (dBuV/m)	Reading Level (dBuV)	Over Limit (dB)	Limit (dBuV/m)	Factor (dB)	Type
1	*	5677.350	71.416	66.639	N/A	N/A	4.777	AV
2		5725.000	34.304	29.275	-19.696	54.000	5.029	AV

Note: Measure Level (dBμV/m) = Reading Level (dBμV) + Factor (dB)

Factor (dB) = Cable Loss (dB) + Antenna Factor (dB/m) - Pre-amplifier Factor (dB)

Site: AC1	Time: 2017/07/19 - 06:08
Limit: FCC_Part15.209_RE(3m)	Engineer: Kevin Ker
Probe: BBHA9120D_1GHz_18GHz	Polarity: Horizontal
EUT: Thermal Printer	Power: AC 120V/60Hz
Test Mode: Transmit by 802.11n-HT40 at channel 5755MHz Ant 1	

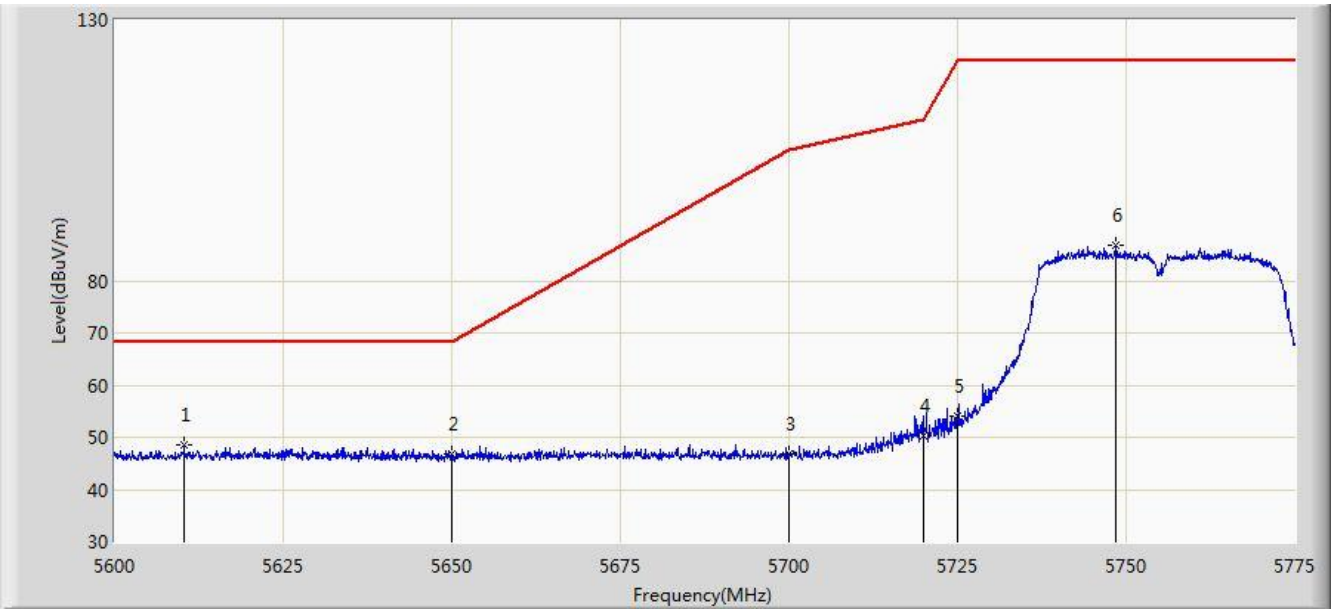

No	Mark	Frequency (MHz)	Measure Level (dBuV/m)	Reading Level (dBuV)	Over Limit (dB)	Limit (dBuV/m)	Factor (dB)	Type
1	*	5610.325	48.488	43.935	-19.712	68.200	4.552	PK
2		5650.000	46.719	42.048	-21.481	68.200	4.671	PK
3		5700.000	46.886	42.008	-58.314	105.200	4.878	PK
4		5720.000	50.423	45.426	-60.377	110.800	4.997	PK
5		5725.000	54.095	49.066	-68.105	122.200	5.029	PK
6		5748.487	86.853	81.678	N/A	N/A	5.175	PK

Note: Measure Level (dBμV/m) = Reading Level (dBμV) + Factor (dB)

Factor (dB) = Cable Loss (dB) + Antenna Factor (dB/m) - Pre-amplifier Factor (dB)

Site: AC1	Time: 2017/07/19 - 06:10
Limit: FCC_Part15.209_RE(3m)	Engineer: Kevin Ker
Probe: BBHA9120D_1GHz_18GHz	Polarity: Vertical
EUT: Thermal Printer	Power: AC 120V/60Hz
Test Mode: Transmit by 802.11n-HT40 at channel 5755MHz Ant 1	

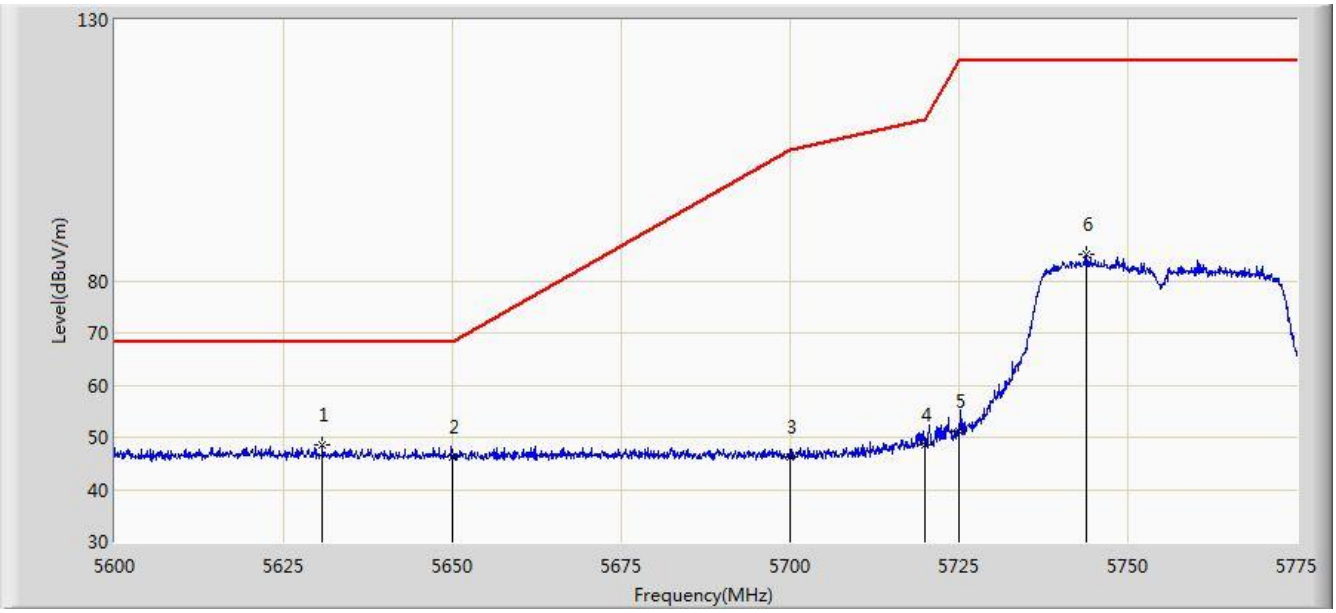

No	Mark	Frequency (MHz)	Measure Level (dBuV/m)	Reading Level (dBuV)	Over Limit (dB)	Limit (dBuV/m)	Factor (dB)	Type
1	*	5630.800	48.421	43.810	-19.779	68.200	4.611	PK
2		5650.000	46.106	41.435	-22.094	68.200	4.671	PK
3		5700.000	46.360	41.482	-58.840	105.200	4.878	PK
4		5720.000	48.680	43.683	-62.120	110.800	4.997	PK
5		5725.000	51.158	46.129	-71.042	122.200	5.029	PK
6		5743.937	84.994	79.845	N/A	N/A	5.149	PK

Note: Measure Level (dBμV/m) = Reading Level (dBμV) + Factor (dB)

Factor (dB) = Cable Loss (dB) + Antenna Factor (dB/m) - Pre-amplifier Factor (dB)

Site: AC1	Time: 2017/07/19 - 06:11
Limit: FCC_Part15.209_RE(3m)	Engineer: Kevin Ker
Probe: BBHA9120D_1GHz_18GHz	Polarity: Horizontal
EUT: Thermal Printer	Power: AC 120V/60Hz
Test Mode: Transmit by 802.11n-HT40 at channel 5795MHz Ant 1	

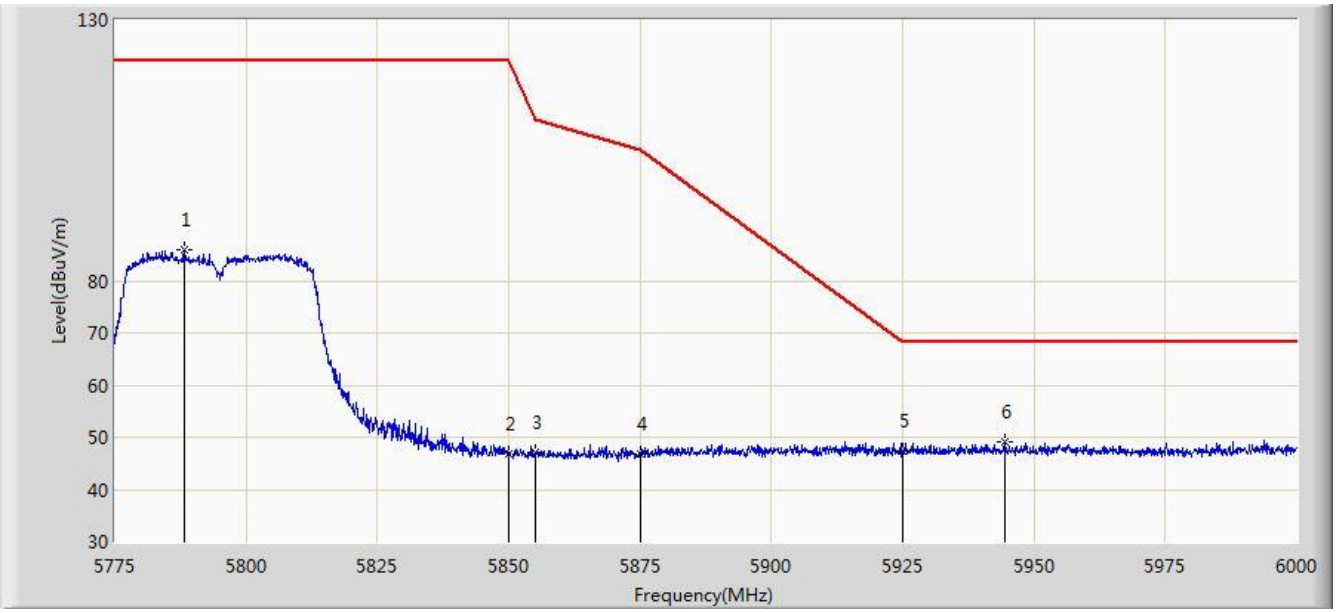

No	Mark	Frequency (MHz)	Measure Level (dBuV/m)	Reading Level (dBuV)	Over Limit (dB)	Limit (dBuV/m)	Factor (dB)	Type
1		5788.163	85.979	80.596	N/A	N/A	5.382	PK
2		5850.000	46.925	41.199	-75.275	122.200	5.726	PK
3		5855.000	46.968	41.222	-63.832	110.800	5.746	PK
4		5875.000	46.700	40.880	-58.500	105.200	5.820	PK
5		5925.000	47.272	41.306	-20.928	68.200	5.967	PK
6	*	5944.425	49.045	43.031	-19.155	68.200	6.015	PK

Note: Measure Level (dBμV/m) = Reading Level (dBμV) + Factor (dB)

Factor (dB) = Cable Loss (dB) + Antenna Factor (dB/m) - Pre-amplifier Factor (dB)

Site: AC1	Time: 2017/07/19 - 06:13
Limit: FCC_Part15.209_RE(3m)	Engineer: Kevin Ker
Probe: BBHA9120D_1GHz_18GHz	Polarity: Vertical
EUT: Thermal Printer	Power: AC 120V/60Hz
Test Mode: Transmit by 802.11n-HT40 at channel 5795MHz Ant 1	

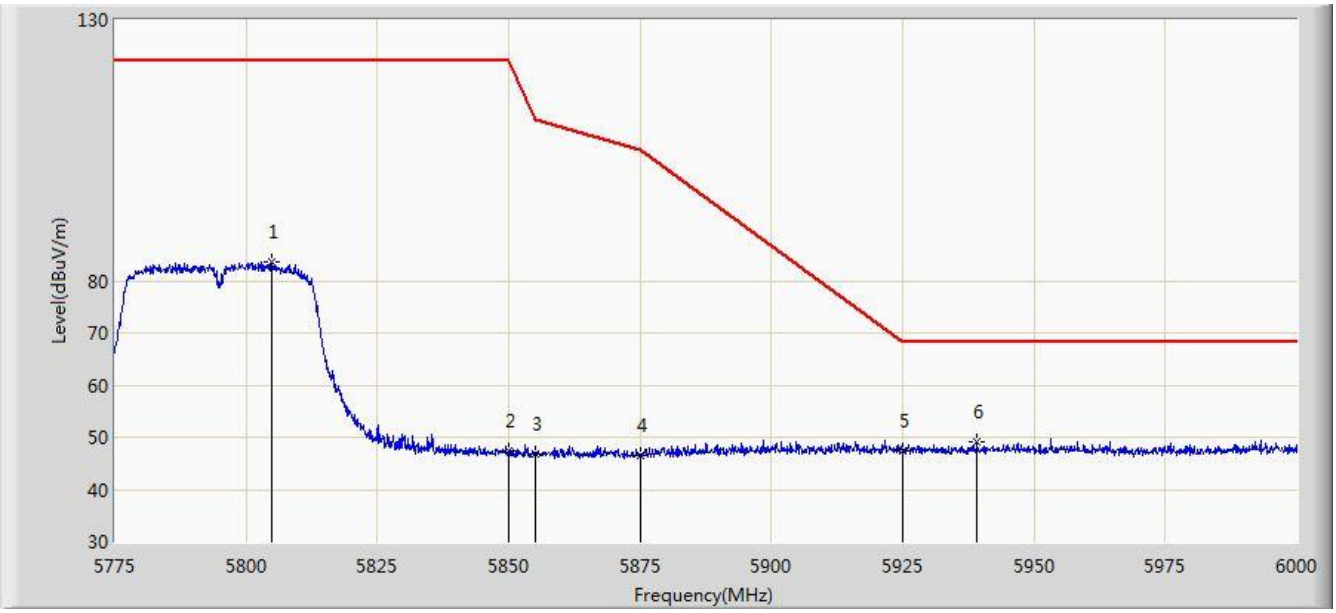

No	Mark	Frequency (MHz)	Measure Level (dBuV/m)	Reading Level (dBuV)	Over Limit (dB)	Limit (dBuV/m)	Factor (dB)	Type
1		5804.812	83.676	78.204	N/A	N/A	5.471	PK
2		5850.000	47.274	41.548	-74.926	122.200	5.726	PK
3		5855.000	46.697	40.951	-64.103	110.800	5.746	PK
4		5875.000	46.417	40.597	-58.783	105.200	5.820	PK
5		5925.000	47.402	41.436	-20.798	68.200	5.967	PK
6	*	5939.138	49.210	43.208	-18.990	68.200	6.002	PK

Note: Measure Level (dBμV/m) = Reading Level (dBμV) + Factor (dB)

Factor (dB) = Cable Loss (dB) + Antenna Factor (dB/m) - Pre-amplifier Factor (dB)

For Model: RP4D

Site: AC1	Time: 2017/07/22 - 05:17
Limit: FCC_Part15.209_RE(3m)	Engineer: Dandy Li
Probe: BBHA9120D_1GHz_18GHz	Polarity: Horizontal
EUT: Thermal Printer	Power: AC 120V/60Hz
Test Mode: Transmit by 802.11a at channel 5180MHz Ant 0	

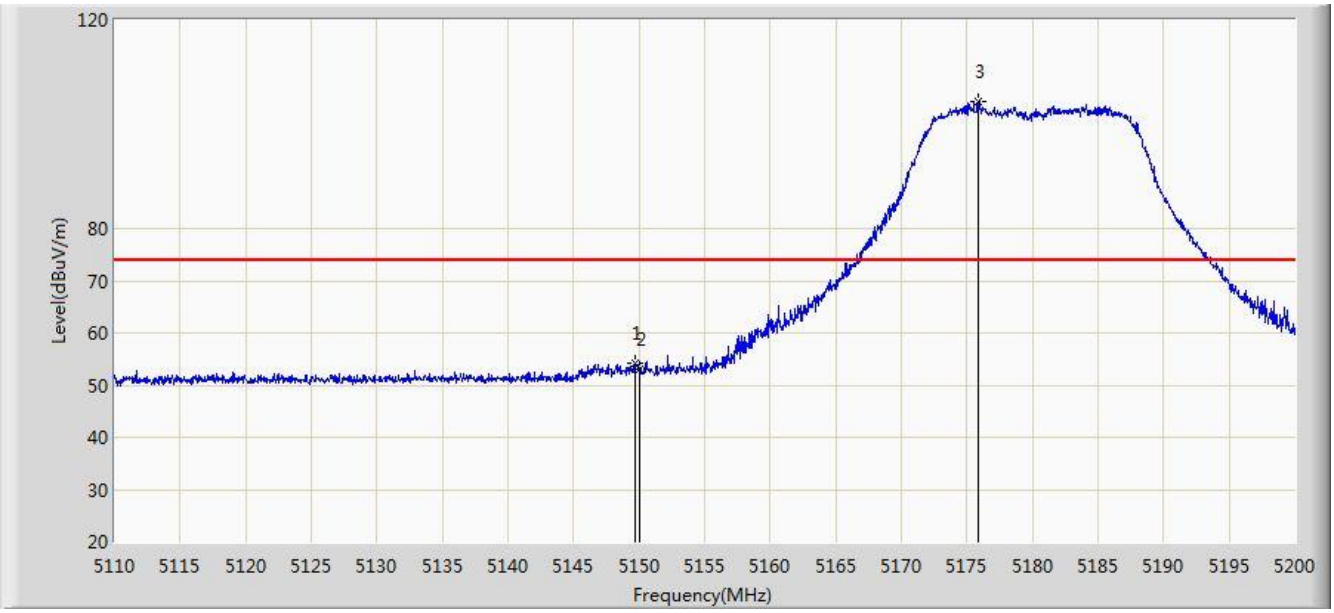

No	Flag	Mark	Frequency (MHz)	Measure Level (dBuV/m)	Reading Level (dBuV)	Over Limit (dB)	Limit (dBuV/m)	Factor (dB)	Type
1			5149.645	54.194	50.024	-19.806	74.000	4.170	PK
2			5150.000	53.039	48.870	-20.961	74.000	4.170	PK
3		*	5175.880	104.422	100.339	N/A	N/A	4.084	PK

Note: Measure Level (dBμV/m) = Reading Level (dBμV) + Factor (dB)

Factor (dB) = Cable Loss (dB) + Antenna Factor (dB/m) - Pre-amplifier Factor (dB)

Site: AC1	Time: 2017/07/22 - 05:19
Limit: FCC_Part15.209_RE(3m)	Engineer: Dandy Li
Probe: BBHA9120D_1GHz_18GHz	Polarity: Horizontal
EUT: Thermal Printer	Power: AC 120V/60Hz
Test Mode: Transmit by 802.11a at channel 5180MHz Ant 0	

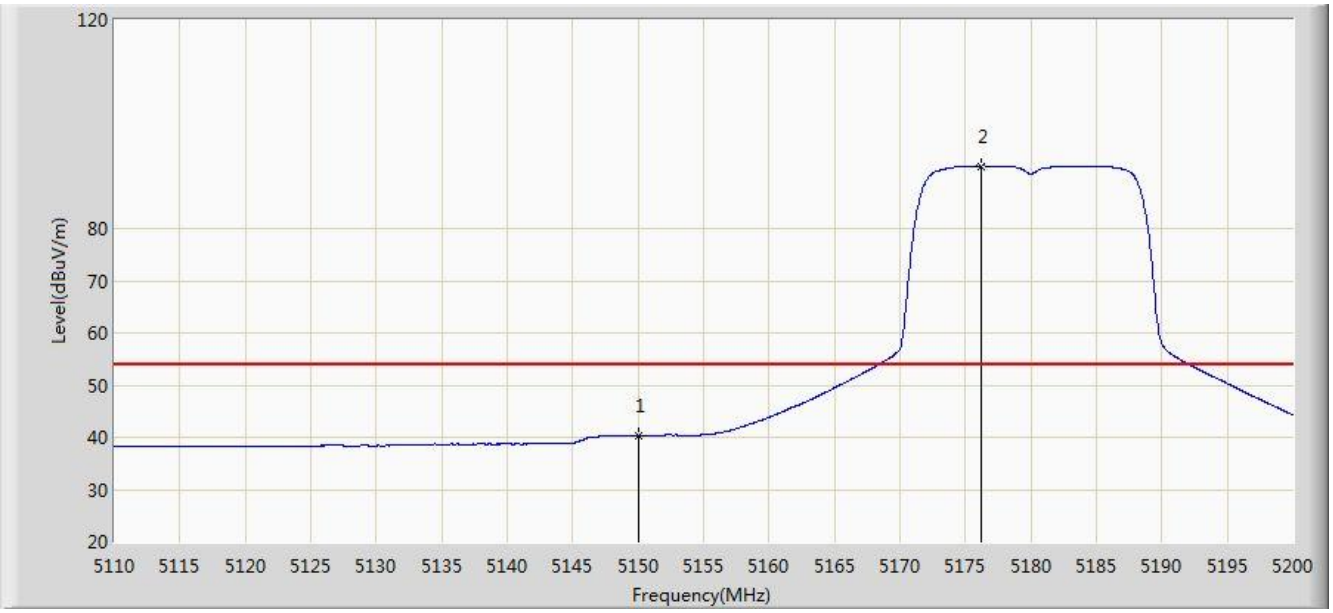

No	Flag	Mark	Frequency (MHz)	Measure Level (dBuV/m)	Reading Level (dBuV)	Over Limit (dB)	Limit (dBuV/m)	Factor (dB)	Type
1			5150.000	40.323	36.154	-13.677	54.000	4.170	AV
2		*	5176.150	92.020	87.937	N/A	N/A	4.083	AV

Note: Measure Level (dBμV/m) = Reading Level (dBμV) + Factor (dB)

Factor (dB) = Cable Loss (dB) + Antenna Factor (dB/m) - Pre-amplifier Factor (dB)

Site: AC1	Time: 2017/07/22 - 05:19
Limit: FCC_Part15.209_RE(3m)	Engineer: Dandy Li
Probe: BBHA9120D_1GHz_18GHz	Polarity: Vertical
EUT: Thermal Printer	Power: AC 120V/60Hz
Test Mode: Transmit by 802.11a at channel 5180MHz Ant 0	

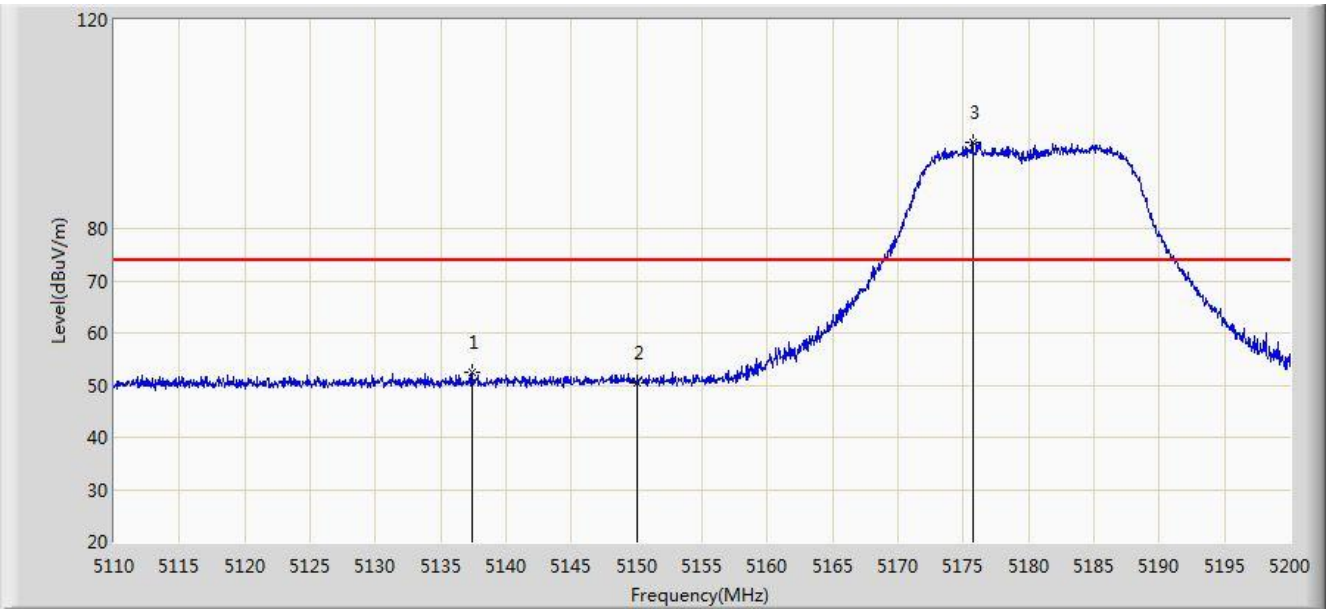

No	Flag	Mark	Frequency (MHz)	Measure Level (dBuV/m)	Reading Level (dBuV)	Over Limit (dB)	Limit (dBuV/m)	Factor (dB)	Type
1			5137.360	52.391	48.216	-21.609	74.000	4.175	PK
2			5150.000	50.314	46.145	-23.686	74.000	4.170	PK
3		*	5175.745	96.572	92.488	N/A	N/A	4.084	PK

Note: Measure Level (dBμV/m) = Reading Level (dBμV) + Factor (dB)

Factor (dB) = Cable Loss (dB) + Antenna Factor (dB/m) - Pre-amplifier Factor (dB)

Site: AC1	Time: 2017/07/22 - 05:20
Limit: FCC_Part15.209_RE(3m)	Engineer: Dandy Li
Probe: BBHA9120D_1GHz_18GHz	Polarity: Vertical
EUT: Thermal Printer	Power: AC 120V/60Hz
Test Mode: Transmit by 802.11a at channel 5180MHz Ant 0	

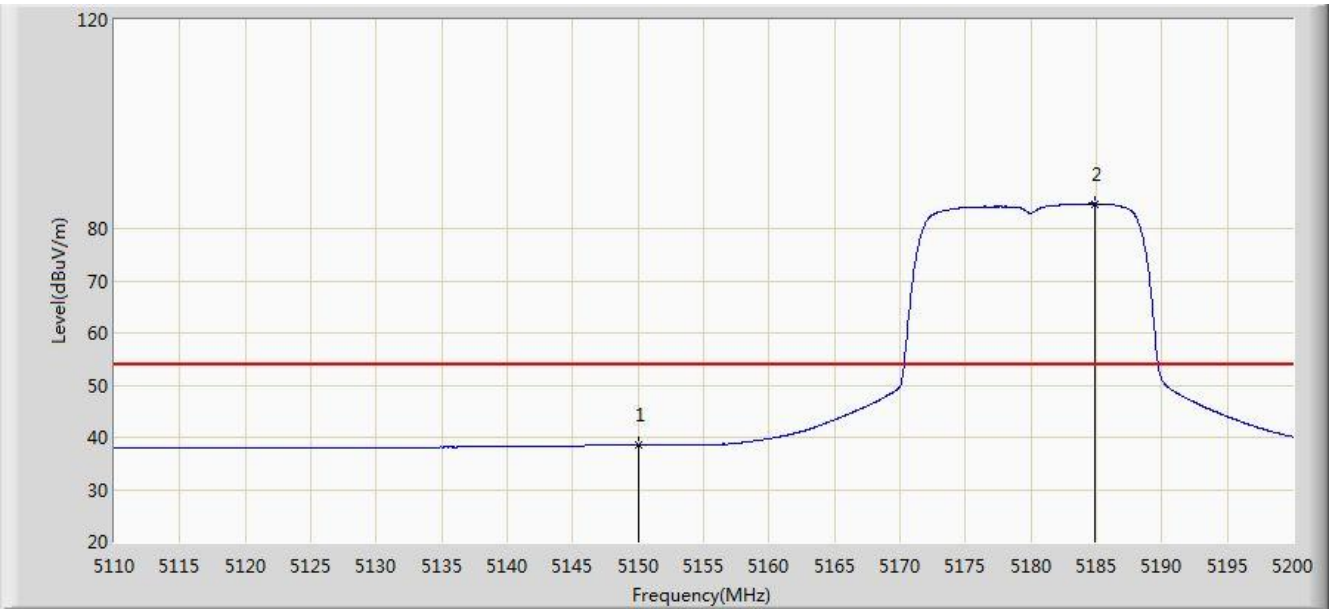

No	Flag	Mark	Frequency (MHz)	Measure Level (dBuV/m)	Reading Level (dBuV)	Over Limit (dB)	Limit (dBuV/m)	Factor (dB)	Type
1			5150.000	38.555	34.386	-15.445	54.000	4.170	AV
2		*	5184.835	84.781	80.729	N/A	N/A	4.052	AV

Note: Measure Level (dBμV/m) = Reading Level (dBμV) + Factor (dB)

Factor (dB) = Cable Loss (dB) + Antenna Factor (dB/m) - Pre-amplifier Factor (dB)

Site: AC1	Time: 2017/07/22 - 05:21
Limit: FCC_Part15.209_RE(3m)	Engineer: Dandy Li
Probe: BBHA9120D_1GHz_18GHz	Polarity: Horizontal
EUT: Thermal Printer	Power: AC 120V/60Hz
Test Mode: Transmit by 802.11a at channel 5320MHz Ant 0	

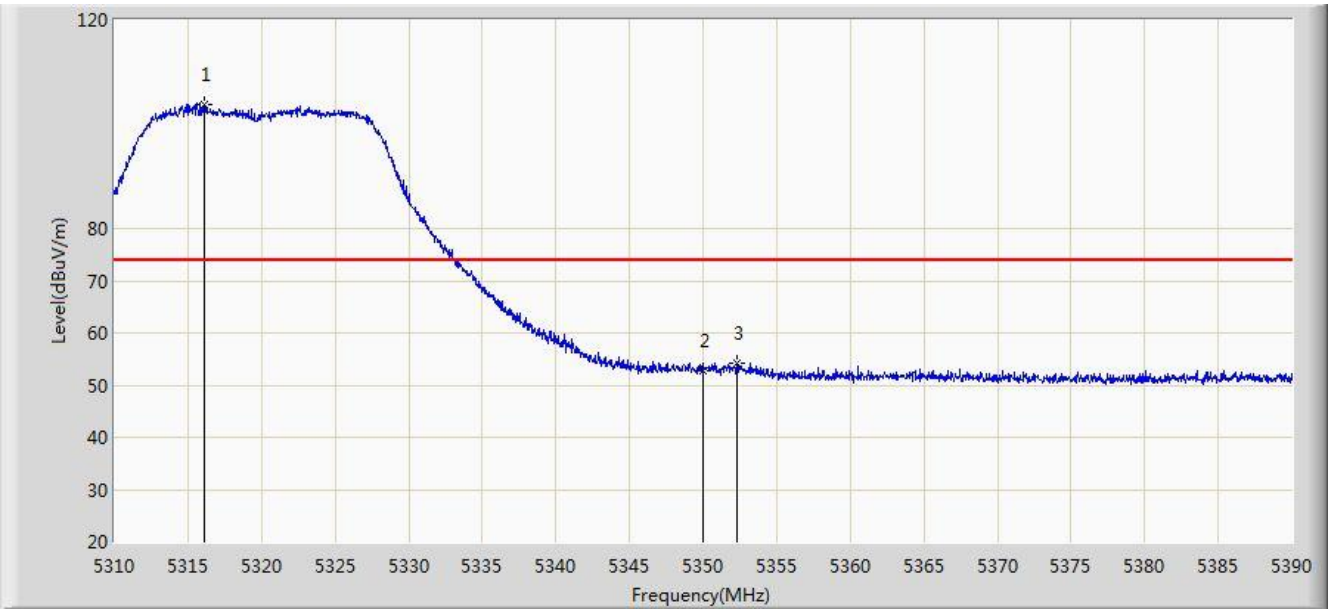

No	Flag	Mark	Frequency (MHz)	Measure Level (dBuV/m)	Reading Level (dBuV)	Over Limit (dB)	Limit (dBuV/m)	Factor (dB)	Type
1		*	5316.080	103.718	99.877	N/A	N/A	3.841	PK
2			5350.000	52.644	48.739	-21.356	74.000	3.904	PK
3			5352.320	54.074	50.165	-19.926	74.000	3.909	PK

Note: Measure Level (dBμV/m) = Reading Level (dBμV) + Factor (dB)

Factor (dB) = Cable Loss (dB) + Antenna Factor (dB/m) - Pre-amplifier Factor (dB)

Site: AC1	Time: 2017/07/22 - 05:22
Limit: FCC_Part15.209_RE(3m)	Engineer: Dandy Li
Probe: BBHA9120D_1GHz_18GHz	Polarity: Horizontal
EUT: Thermal Printer	Power: AC 120V/60Hz
Test Mode: Transmit by 802.11a at channel 5320MHz Ant 0	

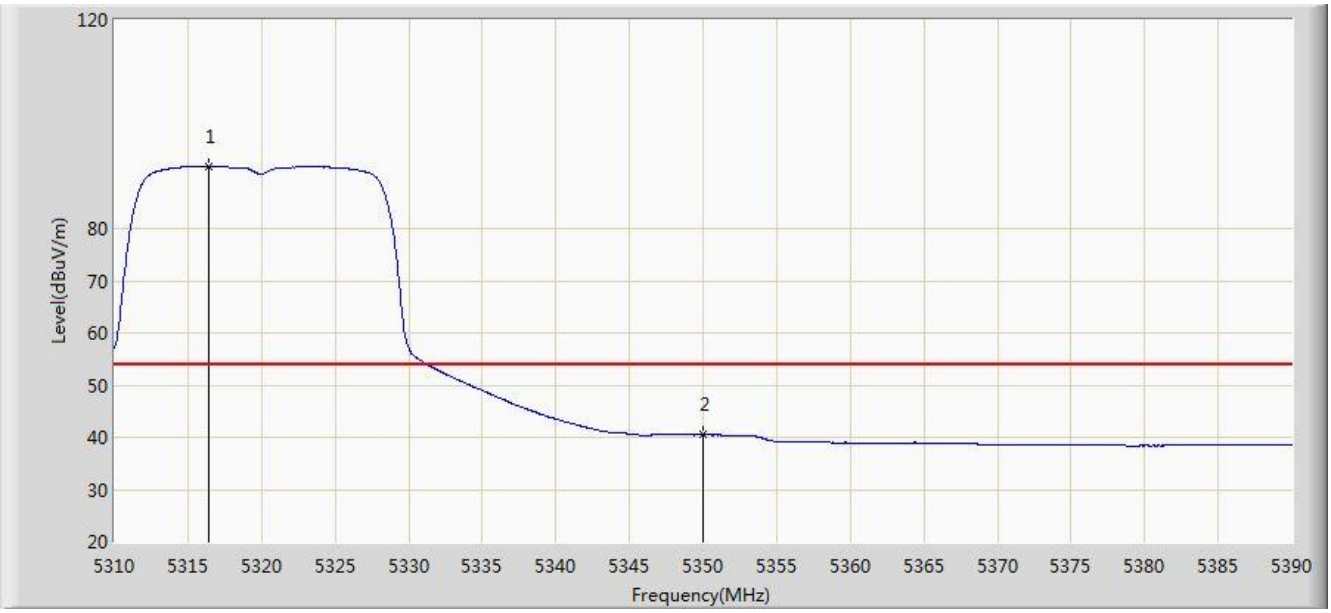

No	Flag	Mark	Frequency (MHz)	Measure Level (dBuV/m)	Reading Level (dBuV)	Over Limit (dB)	Limit (dBuV/m)	Factor (dB)	Type
1		*	5316.400	91.897	88.055	N/A	N/A	3.842	AV
2			5350.000	40.473	36.568	-13.527	54.000	3.904	AV

Note: Measure Level (dBμV/m) = Reading Level (dBμV) + Factor (dB)

Factor (dB) = Cable Loss (dB) + Antenna Factor (dB/m) - Pre-amplifier Factor (dB)

Site: AC1	Time: 2017/07/22 - 05:23
Limit: FCC_Part15.209_RE(3m)	Engineer: Dandy Li
Probe: BBHA9120D_1GHz_18GHz	Polarity: Vertical
EUT: Thermal Printer	Power: AC 120V/60Hz
Test Mode: Transmit by 802.11a at channel 5320MHz Ant 0	

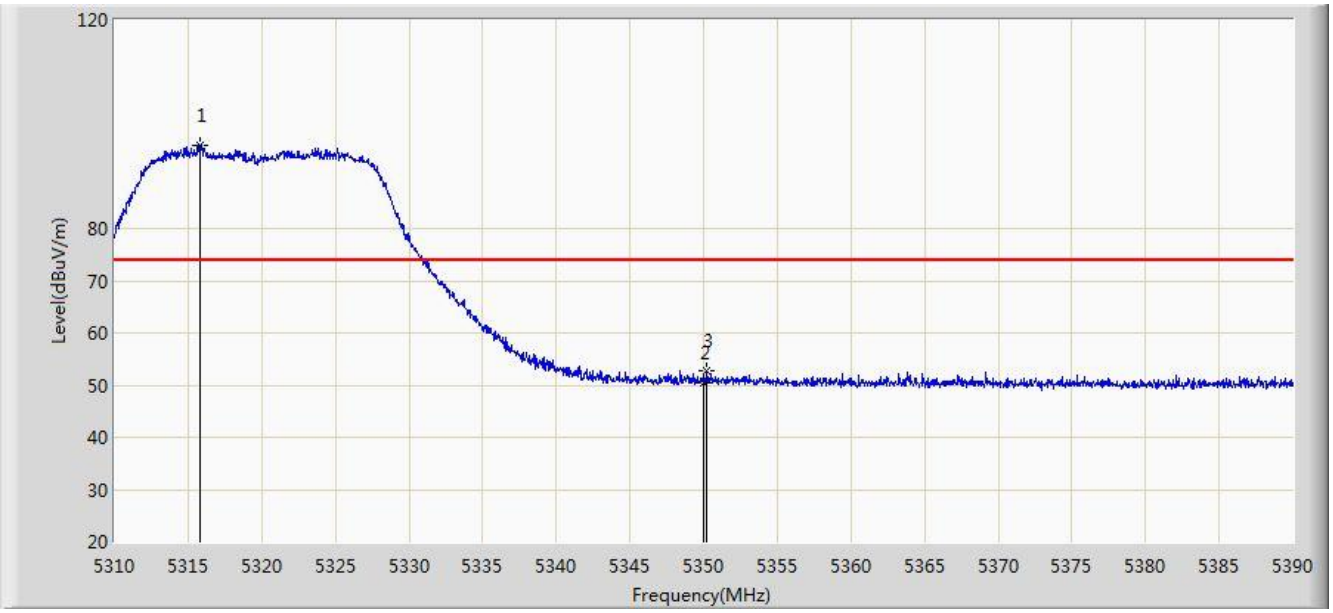

No	Flag	Mark	Frequency (MHz)	Measure Level (dBuV/m)	Reading Level (dBuV)	Over Limit (dB)	Limit (dBuV/m)	Factor (dB)	Type
1		*	5315.840	95.933	92.092	N/A	N/A	3.840	PK
2			5350.000	50.387	46.482	-23.613	74.000	3.904	PK
3			5350.240	52.632	48.727	-21.368	74.000	3.906	PK

Note: Measure Level (dBμV/m) = Reading Level (dBμV) + Factor (dB)

Factor (dB) = Cable Loss (dB) + Antenna Factor (dB/m) - Pre-amplifier Factor (dB)

Site: AC1	Time: 2017/07/22 - 05:24
Limit: FCC_Part15.209_RE(3m)	Engineer: Dandy Li
Probe: BBHA9120D_1GHz_18GHz	Polarity: Vertical
EUT: Thermal Printer	Power: AC 120V/60Hz
Test Mode: Transmit by 802.11a at channel 5320MHz Ant 0	

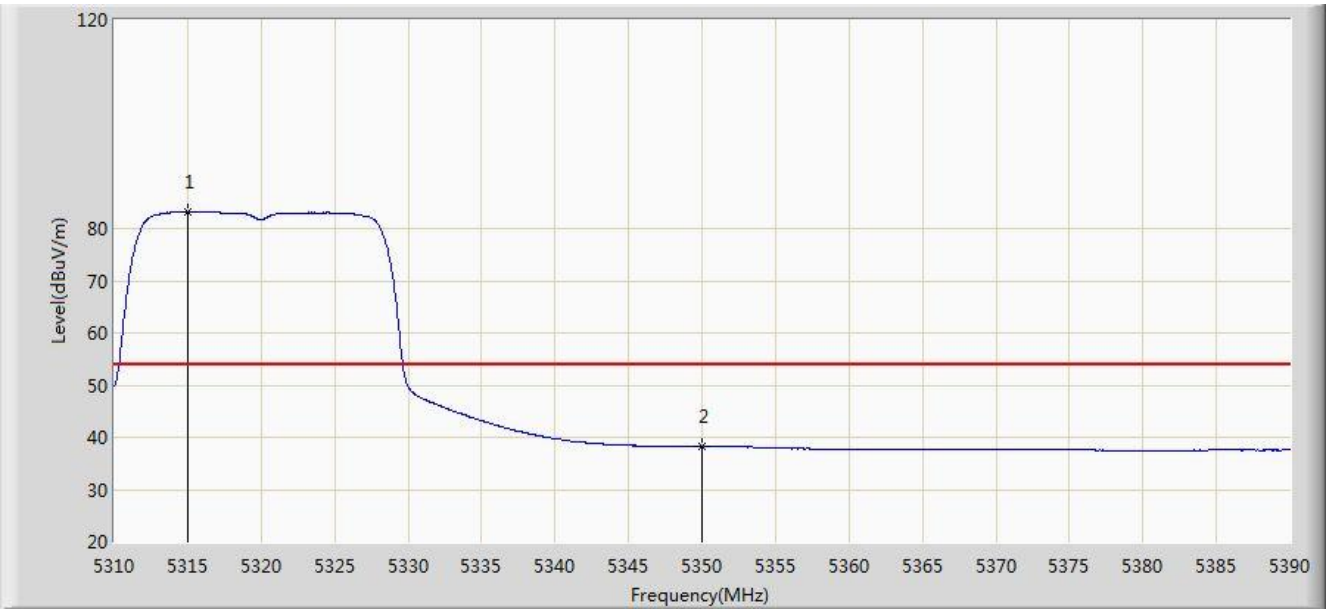

No	Flag	Mark	Frequency (MHz)	Measure Level (dBuV/m)	Reading Level (dBuV)	Over Limit (dB)	Limit (dBuV/m)	Factor (dB)	Type
1		*	5315.040	83.240	79.401	N/A	N/A	3.839	AV
2			5350.000	38.279	34.374	-15.721	54.000	3.904	AV

Note: Measure Level (dBμV/m) = Reading Level (dBμV) + Factor (dB)

Factor (dB) = Cable Loss (dB) + Antenna Factor (dB/m) - Pre-amplifier Factor (dB)

Site: AC1	Time: 2017/07/22 - 05:24
Limit: FCC_Part15.209_RE(3m)	Engineer: Dandy Li
Probe: BBHA9120D_1GHz_18GHz	Polarity: Horizontal
EUT: Thermal Printer	Power: AC 120V/60Hz
Test Mode: Transmit by 802.11a at channel 5500MHz Ant 0	

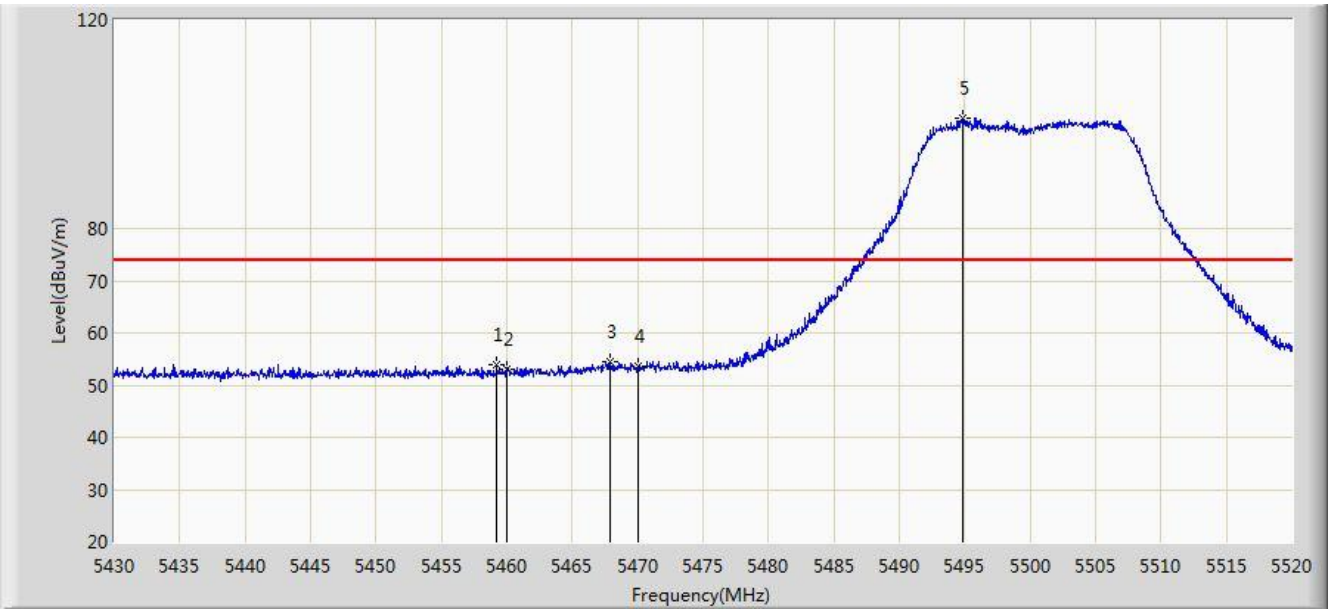

No	Flag	Mark	Frequency (MHz)	Measure Level (dBuV/m)	Reading Level (dBuV)	Over Limit (dB)	Limit (dBuV/m)	Factor (dB)	Type
1			5459.250	53.864	49.685	-20.136	74.000	4.178	PK
2			5460.000	52.937	48.757	-21.063	74.000	4.180	PK
3			5467.935	54.405	50.207	-19.595	74.000	4.198	PK
4			5470.000	53.518	49.316	-20.482	74.000	4.202	PK
5		*	5494.800	101.287	97.028	N/A	N/A	4.259	PK

Note: Measure Level (dBμV/m) = Reading Level (dBμV) + Factor (dB)

Factor (dB) = Cable Loss (dB) + Antenna Factor (dB/m) - Pre-amplifier Factor (dB)

Site: AC1	Time: 2017/07/22 - 05:26
Limit: FCC_Part15.209_RE(3m)	Engineer: Dandy Li
Probe: BBHA9120D_1GHz_18GHz	Polarity: Horizontal
EUT: Thermal Printer	Power: AC 120V/60Hz
Test Mode: Transmit by 802.11a at channel 5500MHz Ant 0	

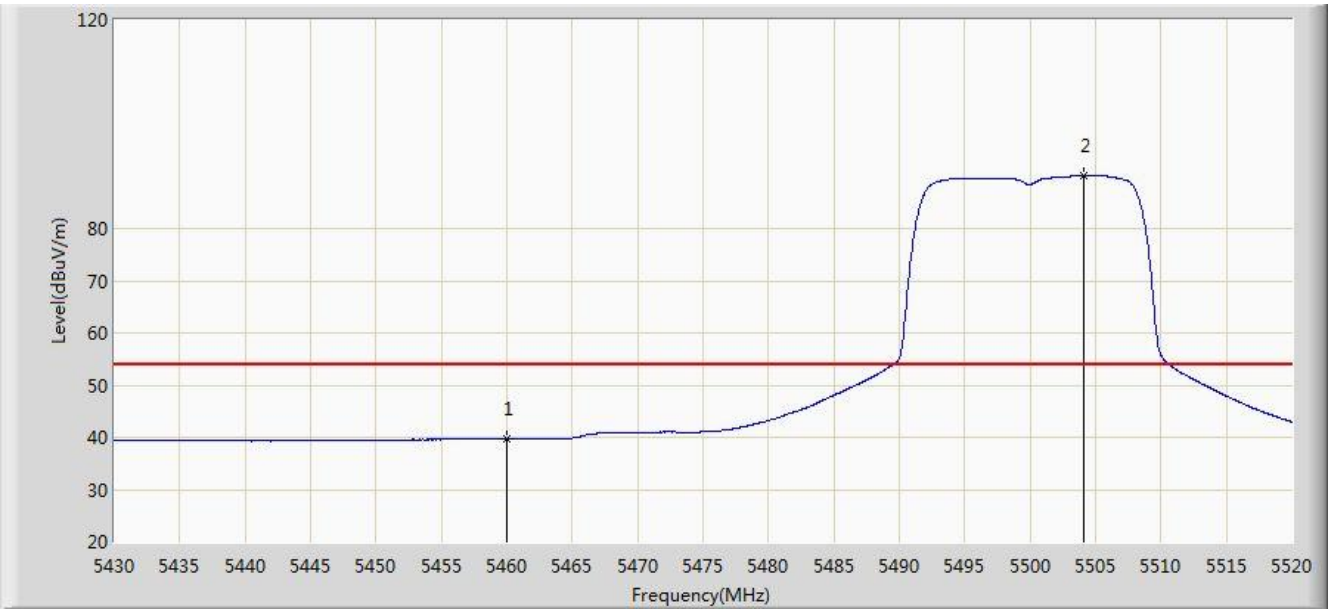

No	Flag	Mark	Frequency (MHz)	Measure Level (dBuV/m)	Reading Level (dBuV)	Over Limit (dB)	Limit (dBuV/m)	Factor (dB)	Type
1			5460.000	39.803	35.623	-14.197	54.000	4.180	AV
2		*	5504.115	90.120	85.836	N/A	N/A	4.284	AV

Note: Measure Level (dBμV/m) = Reading Level (dBμV) + Factor (dB)

Factor (dB) = Cable Loss (dB) + Antenna Factor (dB/m) - Pre-amplifier Factor (dB)

Site: AC1	Time: 2017/07/22 - 05:26
Limit: FCC_Part15.209_RE(3m)	Engineer: Dandy Li
Probe: BBHA9120D_1GHz_18GHz	Polarity: Vertical
EUT: Thermal Printer	Power: AC 120V/60Hz
Test Mode: Transmit by 802.11a at channel 5500MHz Ant 0	

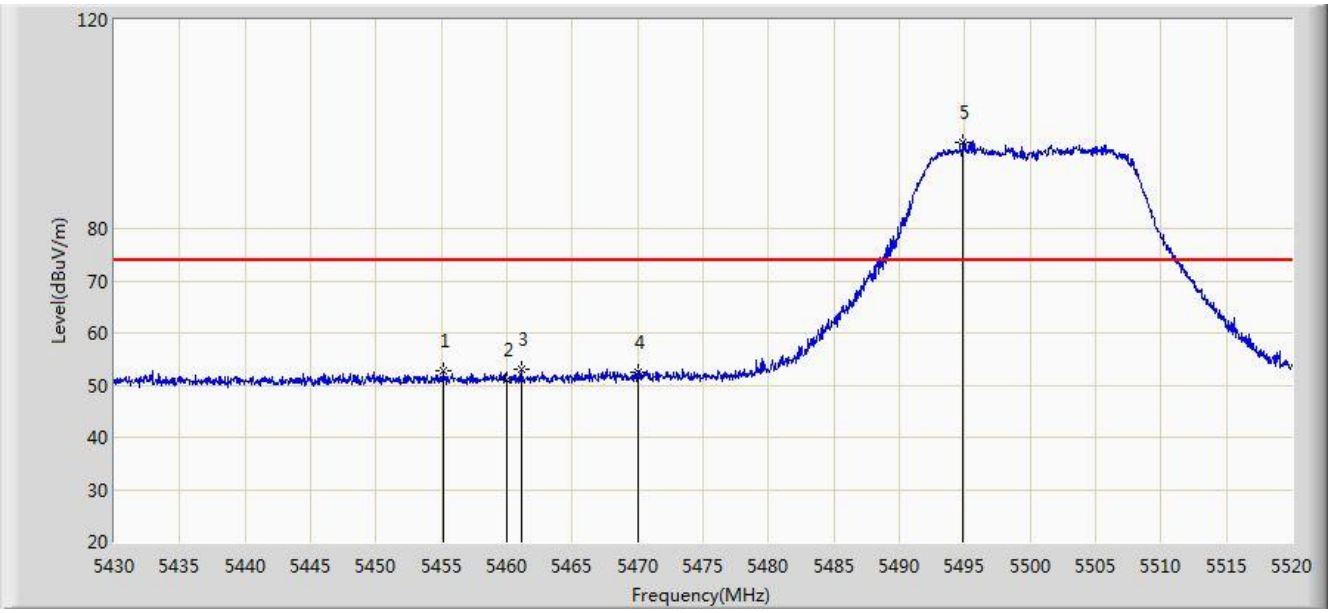

No	Flag	Mark	Frequency (MHz)	Measure Level (dBuV/m)	Reading Level (dBuV)	Over Limit (dB)	Limit (dBuV/m)	Factor (dB)	Type
1			5455.110	52.628	48.458	-21.372	74.000	4.170	PK
2			5460.000	51.127	46.947	-22.873	74.000	4.180	PK
3			5461.095	53.024	48.841	-20.976	74.000	4.183	PK
4			5470.000	52.423	48.221	-21.577	74.000	4.202	PK
5		*	5494.800	96.610	92.351	N/A	N/A	4.259	PK

Note: Measure Level (dBμV/m) = Reading Level (dBμV) + Factor (dB)

Factor (dB) = Cable Loss (dB) + Antenna Factor (dB/m) - Pre-amplifier Factor (dB)

Site: AC1	Time: 2017/07/22 - 05:27
Limit: FCC_Part15.209_RE(3m)	Engineer: Dandy Li
Probe: BBHA9120D_1GHz_18GHz	Polarity: Vertical
EUT: Thermal Printer	Power: AC 120V/60Hz
Test Mode: Transmit by 802.11a at channel 5500MHz Ant 0	

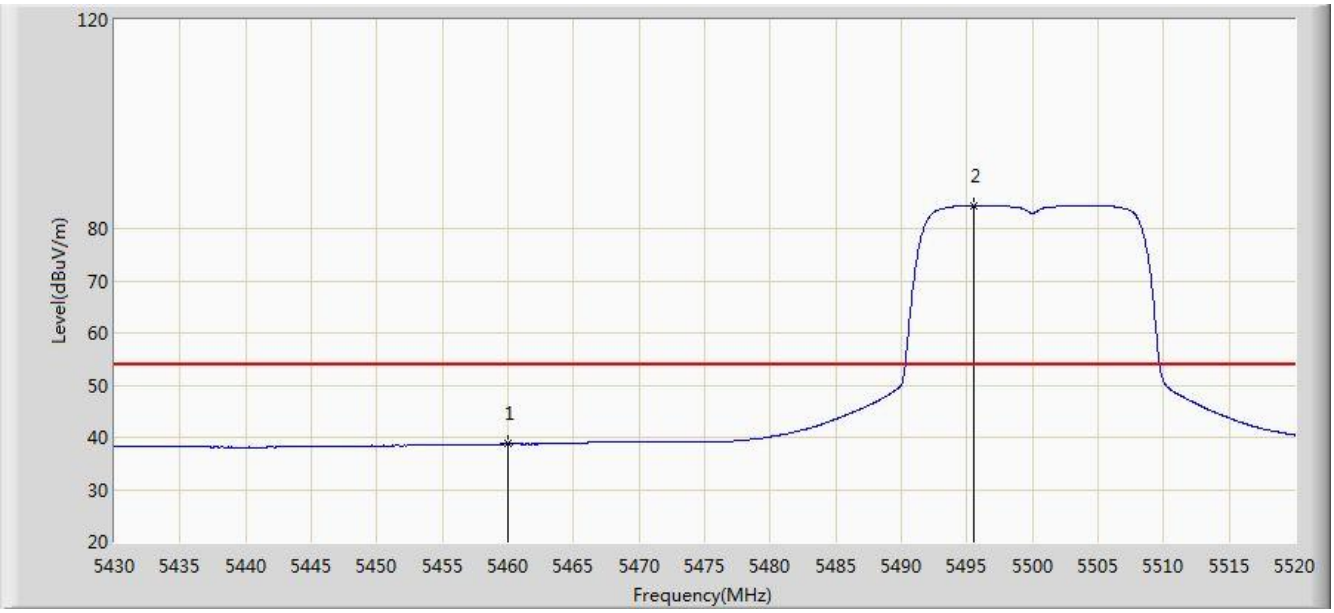

No	Flag	Mark	Frequency (MHz)	Measure Level (dBuV/m)	Reading Level (dBuV)	Over Limit (dB)	Limit (dBuV/m)	Factor (dB)	Type
1			5460.000	38.742	34.562	-15.258	54.000	4.180	AV
2		*	5495.475	84.462	80.202	N/A	N/A	4.260	AV

Note: Measure Level (dBμV/m) = Reading Level (dBμV) + Factor (dB)

Factor (dB) = Cable Loss (dB) + Antenna Factor (dB/m) - Pre-amplifier Factor (dB)

Site: AC1	Time: 2017/07/22 - 05:28
Limit: FCC_Part15.209_RE(3m)	Engineer: Dandy Li
Probe: BBHA9120D_1GHz_18GHz	Polarity: Horizontal
EUT: Thermal Printer	Power: AC 120V/60Hz
Test Mode: Transmit by 802.11a at channel 5700MHz Ant 0	

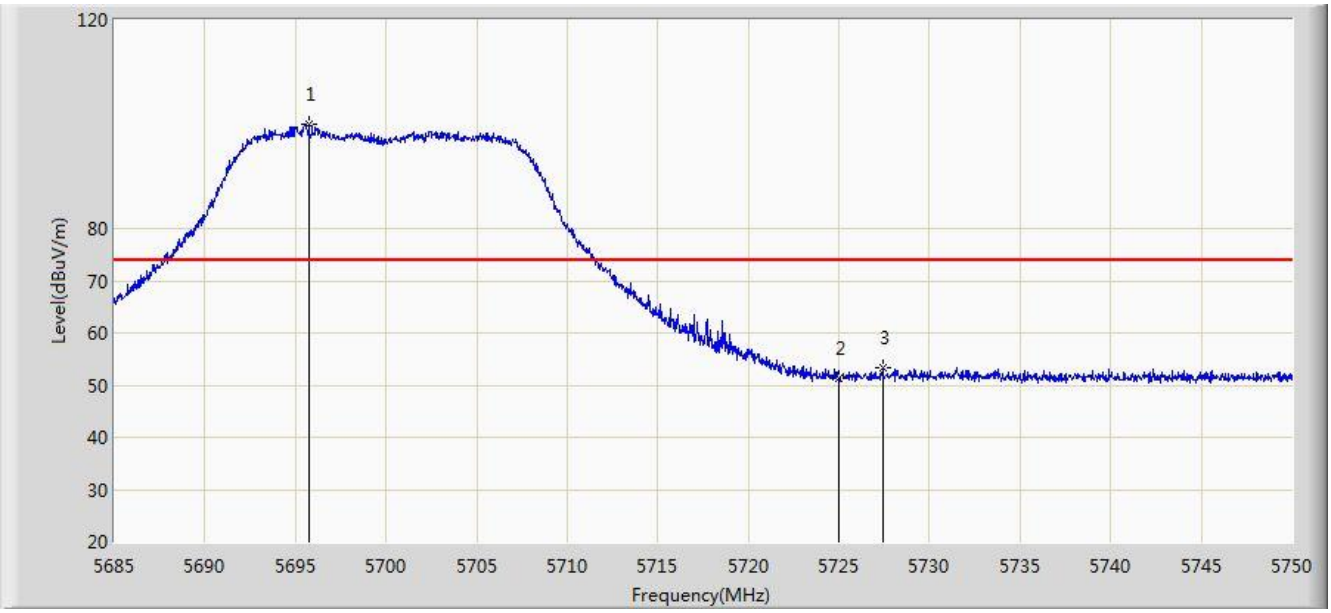

No	Flag	Mark	Frequency (MHz)	Measure Level (dBuV/m)	Reading Level (dBuV)	Over Limit (dB)	Limit (dBuV/m)	Factor (dB)	Type
1		*	5695.757	99.999	95.143	N/A	N/A	4.855	PK
2			5725.000	51.211	46.182	-22.789	74.000	5.029	PK
3			5727.445	53.219	48.174	-20.781	74.000	5.044	PK

Note: Measure Level (dBμV/m) = Reading Level (dBμV) + Factor (dB)

Factor (dB) = Cable Loss (dB) + Antenna Factor (dB/m) - Pre-amplifier Factor (dB)

Site: AC1	Time: 2017/07/22 - 05:29
Limit: FCC_Part15.209_RE(3m)	Engineer: Dandy Li
Probe: BBHA9120D_1GHz_18GHz	Polarity: Horizontal
EUT: Thermal Printer	Power: AC 120V/60Hz
Test Mode: Transmit by 802.11a at channel 5700MHz Ant 0	

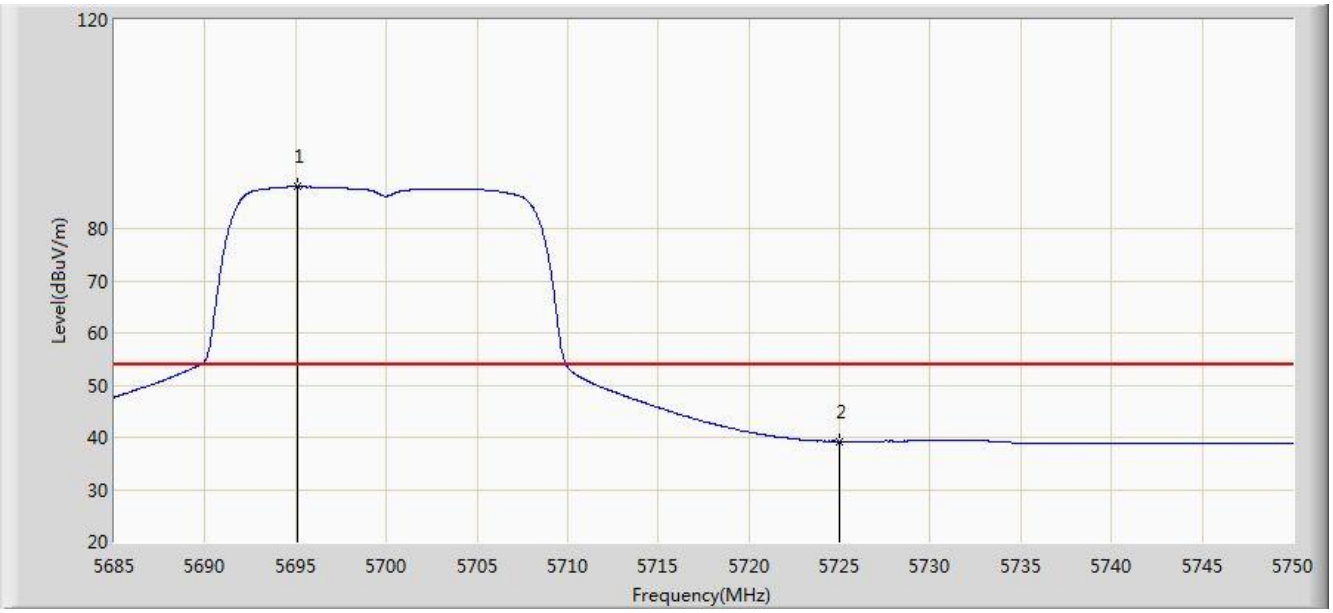

No	Flag	Mark	Frequency (MHz)	Measure Level (dBuV/m)	Reading Level (dBuV)	Over Limit (dB)	Limit (dBuV/m)	Factor (dB)	Type
1		*	5695.075	87.980	83.128	N/A	N/A	4.853	AV
2			5725.000	39.260	34.231	-14.740	54.000	5.029	AV

Note: Measure Level (dBμV/m) = Reading Level (dBμV) + Factor (dB)

Factor (dB) = Cable Loss (dB) + Antenna Factor (dB/m) - Pre-amplifier Factor (dB)

Site: AC1	Time: 2017/07/22 - 05:29
Limit: FCC_Part15.209_RE(3m)	Engineer: Dandy Li
Probe: BBHA9120D_1GHz_18GHz	Polarity: Vertical
EUT: Thermal Printer	Power: AC 120V/60Hz
Test Mode: Transmit by 802.11a at channel 5700MHz Ant 0	

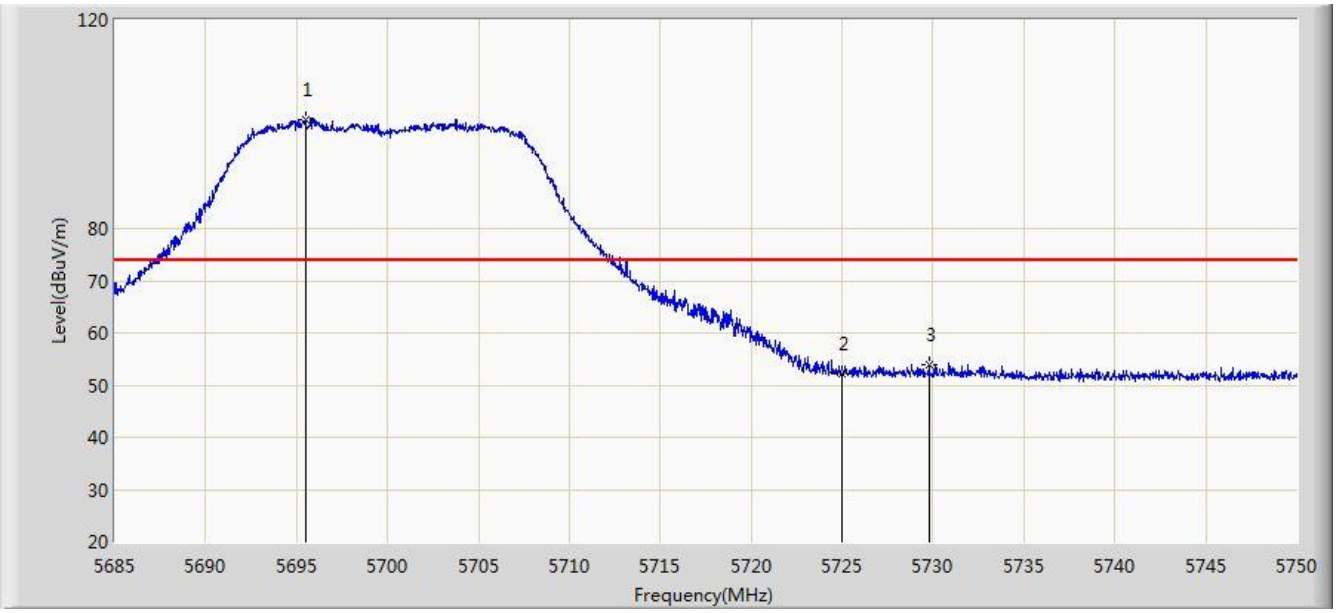

No	Flag	Mark	Frequency (MHz)	Measure Level (dBuV/m)	Reading Level (dBuV)	Over Limit (dB)	Limit (dBuV/m)	Factor (dB)	Type
1		*	5695.498	100.940	96.086	N/A	N/A	4.854	PK
2			5725.000	52.209	47.180	-21.791	74.000	5.029	PK
3			5729.785	53.865	48.805	-20.135	74.000	5.059	PK

Note: Measure Level (dBμV/m) = Reading Level (dBμV) + Factor (dB)

Factor (dB) = Cable Loss (dB) + Antenna Factor (dB/m) - Pre-amplifier Factor (dB)

Site: AC1	Time: 2017/07/22 - 05:30
Limit: FCC_Part15.209_RE(3m)	Engineer: Dandy Li
Probe: BBHA9120D_1GHz_18GHz	Polarity: Vertical
EUT: Thermal Printer	Power: AC 120V/60Hz
Test Mode: Transmit by 802.11a at channel 5700MHz Ant 0	

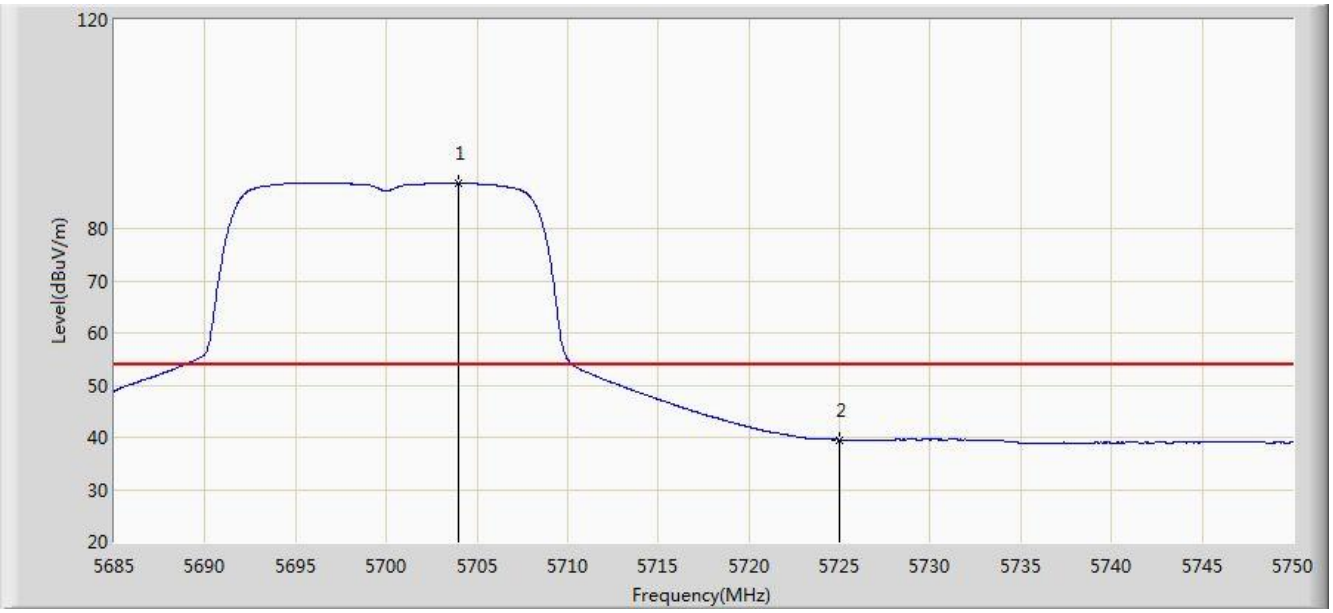

No	Flag	Mark	Frequency (MHz)	Measure Level (dBuV/m)	Reading Level (dBuV)	Over Limit (dB)	Limit (dBuV/m)	Factor (dB)	Type
1		*	5703.980	88.626	83.727	N/A	N/A	4.899	AV
2			5725.000	39.554	34.525	-14.446	54.000	5.029	AV

Note: Measure Level (dBμV/m) = Reading Level (dBμV) + Factor (dB)

Factor (dB) = Cable Loss (dB) + Antenna Factor (dB/m) - Pre-amplifier Factor (dB)

Site: AC1	Time: 2017/07/22 - 05:31
Limit: FCC_Part15.209_RE(3m)	Engineer: Dandy Li
Probe: BBHA9120D_1GHz_18GHz	Polarity: Horizontal
EUT: Thermal Printer	Power: AC 120V/60Hz
Test Mode: Transmit by 802.11a at channel 5745MHz Ant 0	

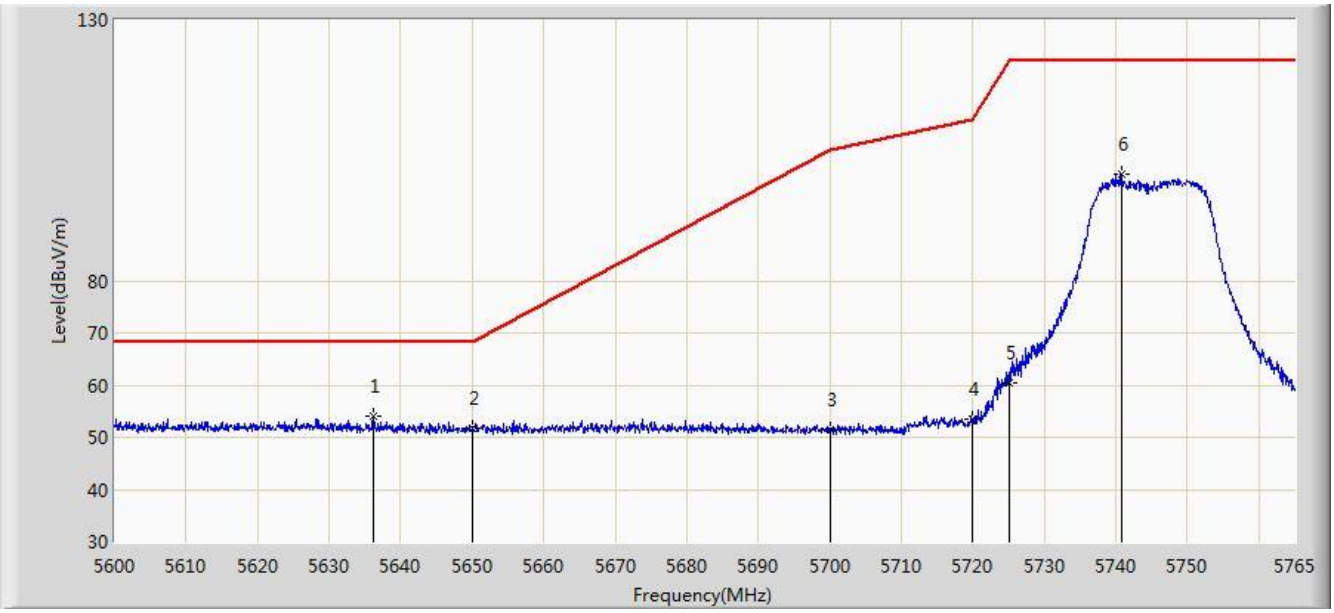

No	Flag	Mark	Frequency (MHz)	Measure Level (dBuV/m)	Reading Level (dBuV)	Over Limit (dB)	Limit (dBuV/m)	Factor (dB)	Type
1		*	5636.135	53.971	49.344	-14.229	68.200	4.627	PK
2			5650.000	51.625	46.954	-16.575	68.200	4.671	PK
3			5700.000	51.340	46.462	-53.860	105.200	4.878	PK
4			5720.000	53.442	48.445	-57.358	110.800	4.997	PK
5			5725.000	60.336	55.307	-61.864	122.200	5.029	PK
6			5740.910	100.371	95.241	N/A	N/A	5.130	PK

Note: Measure Level (dBμV/m) = Reading Level (dBμV) + Factor (dB)

Factor (dB) = Cable Loss (dB) + Antenna Factor (dB/m) - Pre-amplifier Factor (dB)

Site: AC1	Time: 2017/07/22 - 05:34
Limit: FCC_Part15.209_RE(3m)	Engineer: Dandy Li
Probe: BBHA9120D_1GHz_18GHz	Polarity: Vertical
EUT: Thermal Printer	Power: AC 120V/60Hz
Test Mode: Transmit by 802.11a at channel 5745MHz Ant 0	

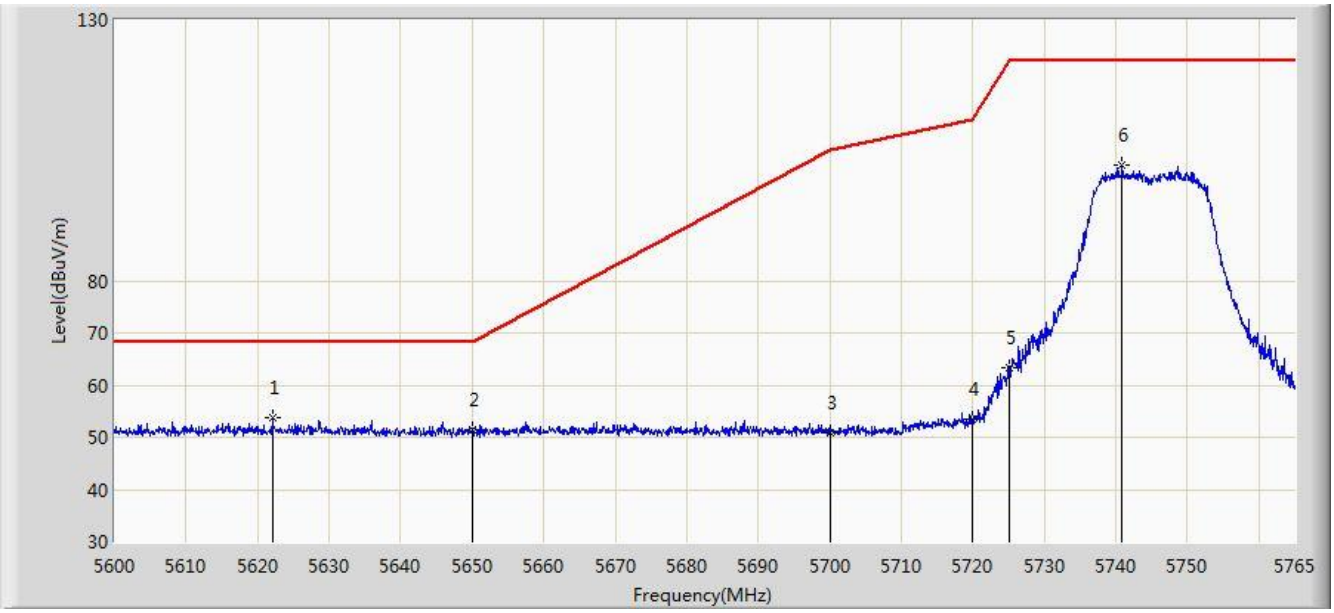

No	Flag	Mark	Frequency (MHz)	Measure Level (dBuV/m)	Reading Level (dBuV)	Over Limit (dB)	Limit (dBuV/m)	Factor (dB)	Type
1		*	5622.027	53.716	49.130	-14.484	68.200	4.586	PK
2			5650.000	51.549	46.878	-16.651	68.200	4.671	PK
3			5700.000	51.014	46.136	-54.186	105.200	4.878	PK
4			5720.000	53.393	48.396	-57.407	110.800	4.997	PK
5			5725.000	63.293	58.264	-58.907	122.200	5.029	PK
6			5740.910	102.211	97.081	N/A	N/A	5.130	PK

Note: Measure Level (dBμV/m) = Reading Level (dBμV) + Factor (dB)

Factor (dB) = Cable Loss (dB) + Antenna Factor (dB/m) - Pre-amplifier Factor (dB)

Site: AC1	Time: 2017/07/22 - 05:35
Limit: FCC_Part15.209_RE(3m)	Engineer: Dandy Li
Probe: BBHA9120D_1GHz_18GHz	Polarity: Horizontal
EUT: Thermal Printer	Power: AC 120V/60Hz
Test Mode: Transmit by 802.11a at channel 5825MHz Ant 0	

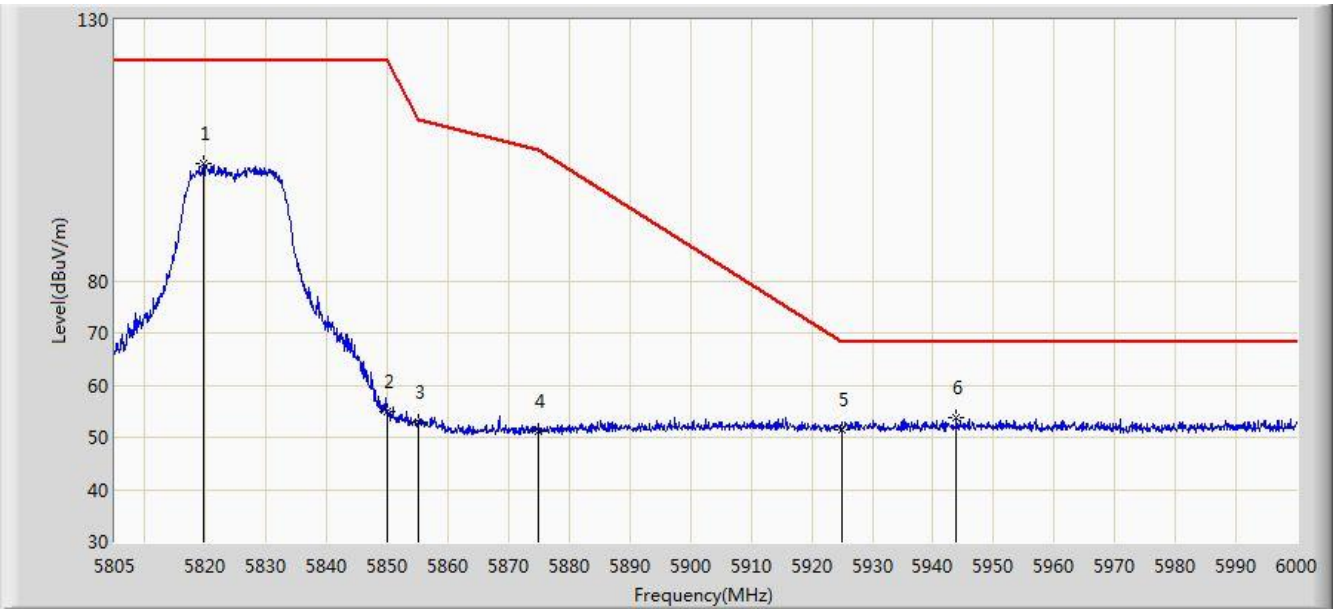

No	Flag	Mark	Frequency (MHz)	Measure Level (dBuV/m)	Reading Level (dBuV)	Over Limit (dB)	Limit (dBuV/m)	Factor (dB)	Type
1			5819.625	102.580	97.023	N/A	N/A	5.556	PK
2			5850.000	54.872	49.146	-67.328	122.200	5.726	PK
3			5855.000	52.826	47.080	-57.974	110.800	5.746	PK
4			5875.000	51.125	45.305	-54.075	105.200	5.820	PK
5			5925.000	51.316	45.350	-16.884	68.200	5.967	PK
6		*	5943.840	53.645	47.632	-14.555	68.200	6.012	PK

Note: Measure Level (dBμV/m) = Reading Level (dBμV) + Factor (dB)

Factor (dB) = Cable Loss (dB) + Antenna Factor (dB/m) - Pre-amplifier Factor (dB)

Site: AC1	Time: 2017/07/22 - 05:37
Limit: FCC_Part15.209_RE(3m)	Engineer: Dandy Li
Probe: BBHA9120D_1GHz_18GHz	Polarity: Vertical
EUT: Thermal Printer	Power: AC 120V/60Hz
Test Mode: Transmit by 802.11a at channel 5825MHz Ant 0	

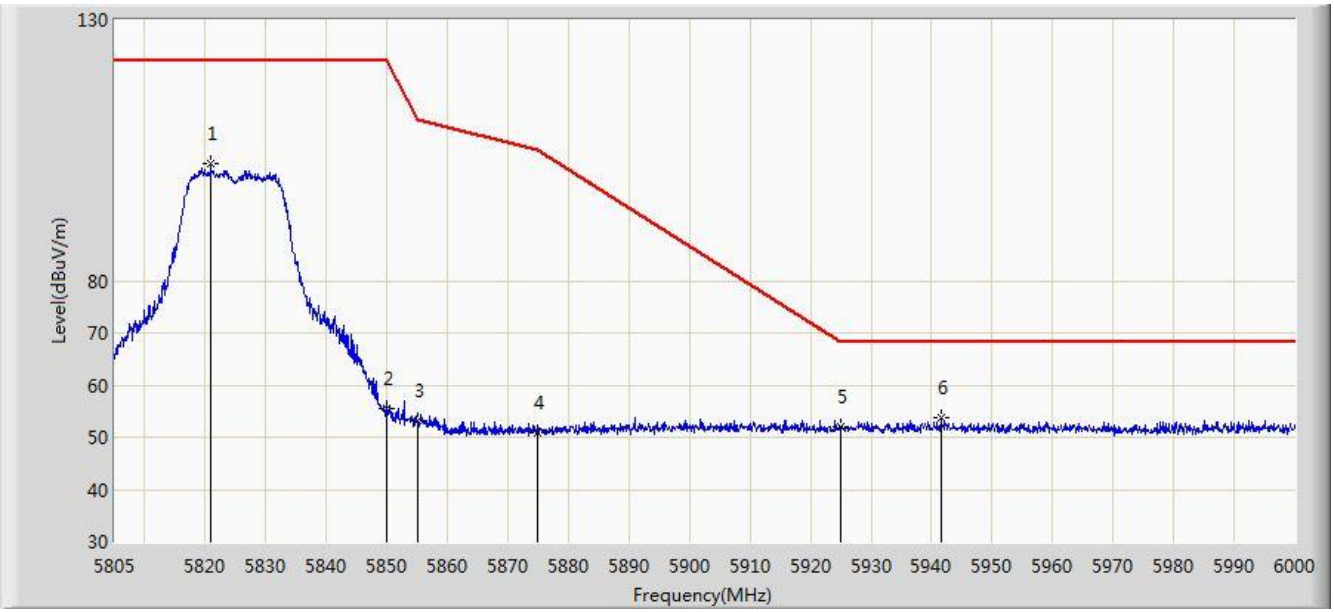

No	Flag	Mark	Frequency (MHz)	Measure Level (dBuV/m)	Reading Level (dBuV)	Over Limit (dB)	Limit (dBuV/m)	Factor (dB)	Type
1			5820.893	102.534	96.970	N/A	N/A	5.564	PK
2			5850.000	55.513	49.787	-66.687	122.200	5.726	PK
3			5855.000	53.219	47.473	-57.581	110.800	5.746	PK
4			5875.000	50.955	45.135	-54.245	105.200	5.820	PK
5			5925.000	52.011	46.045	-16.189	68.200	5.967	PK
6		*	5941.500	53.708	47.701	-14.492	68.200	6.007	PK

Note: Measure Level (dBμV/m) = Reading Level (dBμV) + Factor (dB)

Factor (dB) = Cable Loss (dB) + Antenna Factor (dB/m) - Pre-amplifier Factor (dB)

Site: AC1	Time: 2017/07/22 - 05:39
Limit: FCC_Part15.209_RE(3m)	Engineer: Dandy Li
Probe: BBHA9120D_1GHz_18GHz	Polarity: Horizontal
EUT: Thermal Printer	Power: AC 120V/60Hz
Test Mode: Transmit by 802.11n-HT20 at channel 5180MHz Ant 0	

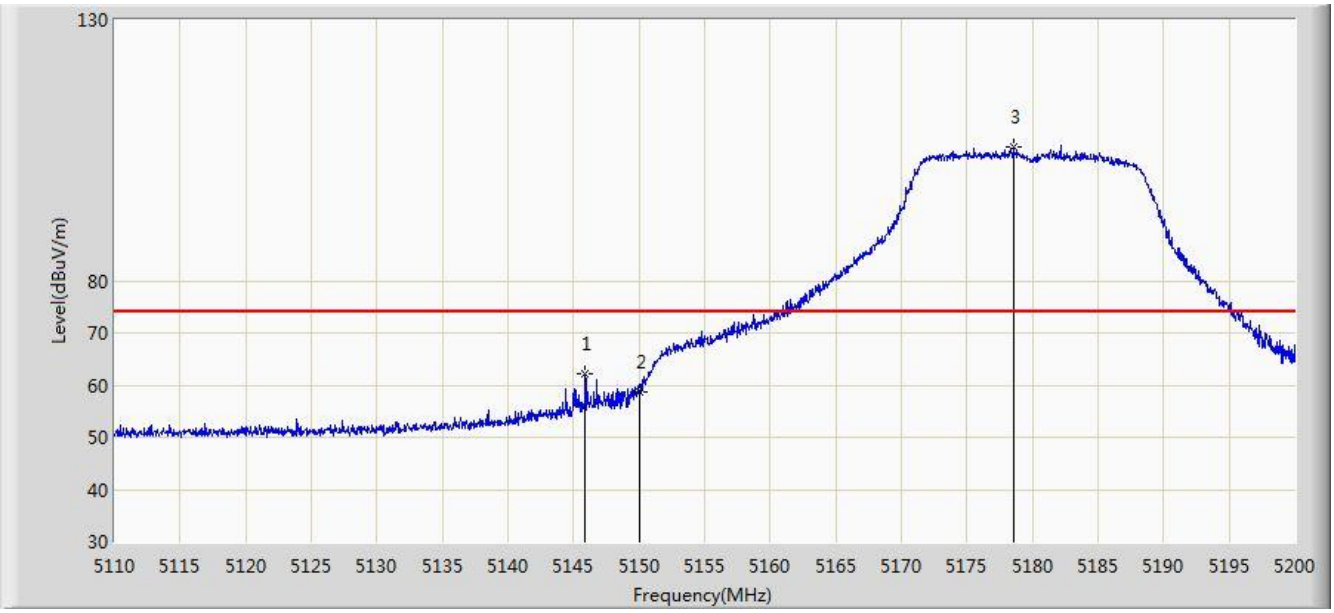

No	Flag	Mark	Frequency (MHz)	Measure Level (dBuV/m)	Reading Level (dBuV)	Over Limit (dB)	Limit (dBuV/m)	Factor (dB)	Type
1			5145.910	62.163	57.987	-11.837	74.000	4.176	PK
2			5150.000	58.777	54.608	-15.223	74.000	4.170	PK
3		*	5178.580	105.633	101.559	N/A	N/A	4.074	PK

Note: Measure Level (dBμV/m) = Reading Level (dBμV) + Factor (dB)

Factor (dB) = Cable Loss (dB) + Antenna Factor (dB/m) - Pre-amplifier Factor (dB)

Site: AC1	Time: 2017/07/22 - 05:41
Limit: FCC_Part15.209_RE(3m)	Engineer: Dandy Li
Probe: BBHA9120D_1GHz_18GHz	Polarity: Horizontal
EUT: Thermal Printer	Power: AC 120V/60Hz
Test Mode: Transmit by 802.11n-HT20 at channel 5180MHz Ant 0	

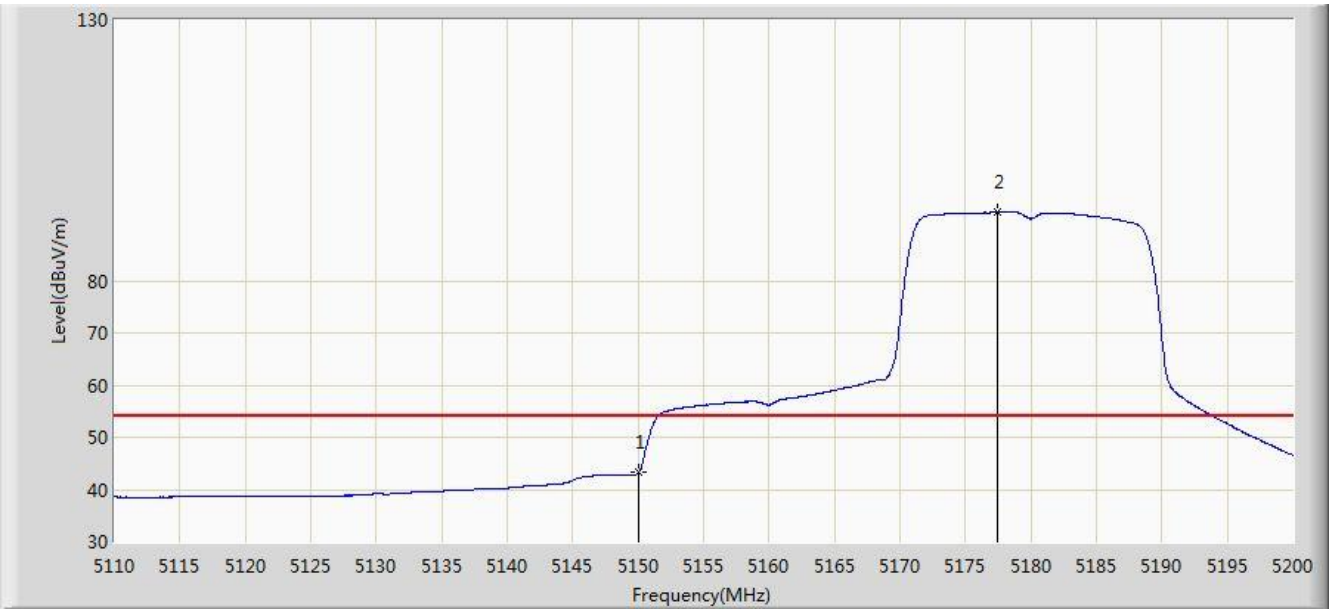

No	Flag	Mark	Frequency (MHz)	Measure Level (dBuV/m)	Reading Level (dBuV)	Over Limit (dB)	Limit (dBuV/m)	Factor (dB)	Type
1			5150.000	43.242	39.073	-10.758	54.000	4.170	AV
2		*	5177.410	93.101	89.023	N/A	N/A	4.078	AV

Note: Measure Level (dBμV/m) = Reading Level (dBμV) + Factor (dB)

Factor (dB) = Cable Loss (dB) + Antenna Factor (dB/m) - Pre-amplifier Factor (dB)

Site: AC1	Time: 2017/07/22 - 05:41
Limit: FCC_Part15.209_RE(3m)	Engineer: Dandy Li
Probe: BBHA9120D_1GHz_18GHz	Polarity: Vertical
EUT: Thermal Printer	Power: AC 120V/60Hz
Test Mode: Transmit by 802.11n-HT20 at channel 5180MHz Ant 0	

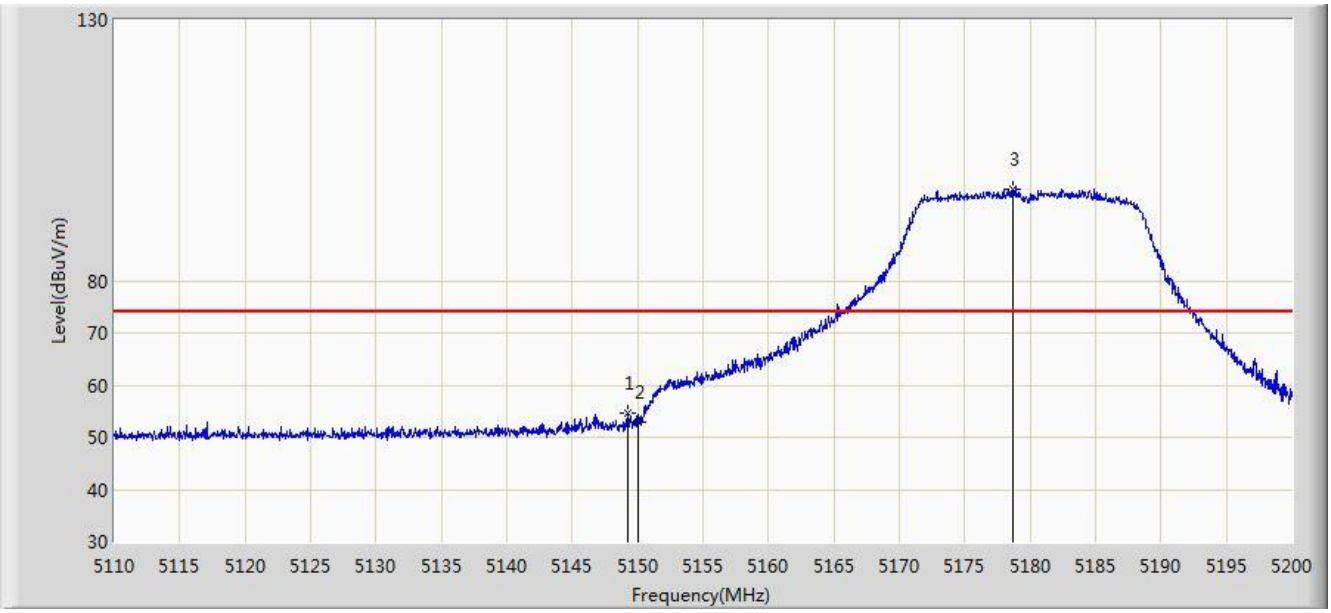

No	Flag	Mark	Frequency (MHz)	Measure Level (dBuV/m)	Reading Level (dBuV)	Over Limit (dB)	Limit (dBuV/m)	Factor (dB)	Type
1			5149.195	54.679	50.507	-19.321	74.000	4.172	PK
2			5150.000	52.767	48.598	-21.233	74.000	4.170	PK
3		*	5178.670	97.621	93.547	N/A	N/A	4.073	PK

Note: Measure Level (dBμV/m) = Reading Level (dBμV) + Factor (dB)

Factor (dB) = Cable Loss (dB) + Antenna Factor (dB/m) - Pre-amplifier Factor (dB)

Site: AC1	Time: 2017/07/22 - 05:42
Limit: FCC_Part15.209_RE(3m)	Engineer: Dandy Li
Probe: BBHA9120D_1GHz_18GHz	Polarity: Vertical
EUT: Thermal Printer	Power: AC 120V/60Hz
Test Mode: Transmit by 802.11n-HT20 at channel 5180MHz Ant 0	

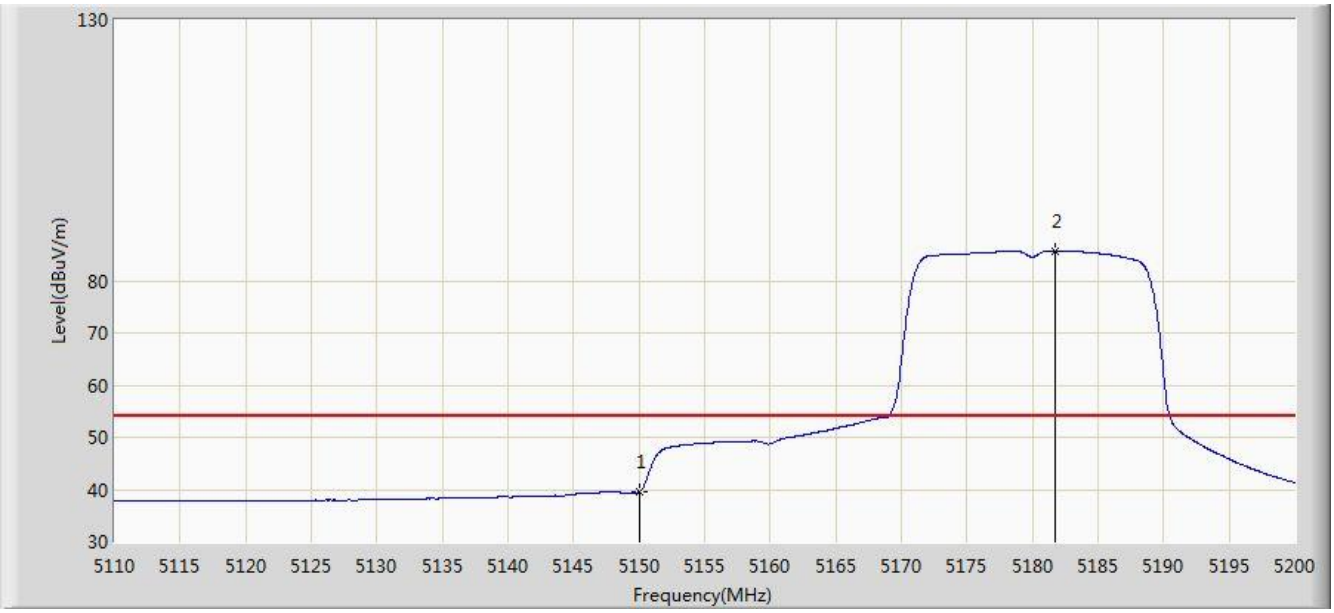

No	Flag	Mark	Frequency (MHz)	Measure Level (dBuV/m)	Reading Level (dBuV)	Over Limit (dB)	Limit (dBuV/m)	Factor (dB)	Type
1			5150.000	39.569	35.400	-14.431	54.000	4.170	AV
2		*	5181.775	85.794	81.731	N/A	N/A	4.063	AV

Note: Measure Level (dBμV/m) = Reading Level (dBμV) + Factor (dB)

Factor (dB) = Cable Loss (dB) + Antenna Factor (dB/m) - Pre-amplifier Factor (dB)

Site: AC1	Time: 2017/07/22 - 05:43
Limit: FCC_Part15.209_RE(3m)	Engineer: Dandy Li
Probe: BBHA9120D_1GHz_18GHz	Polarity: Horizontal
EUT: Thermal Printer	Power: AC 120V/60Hz
Test Mode: Transmit by 802.11n-HT20 at channel 5320MHz Ant 0	

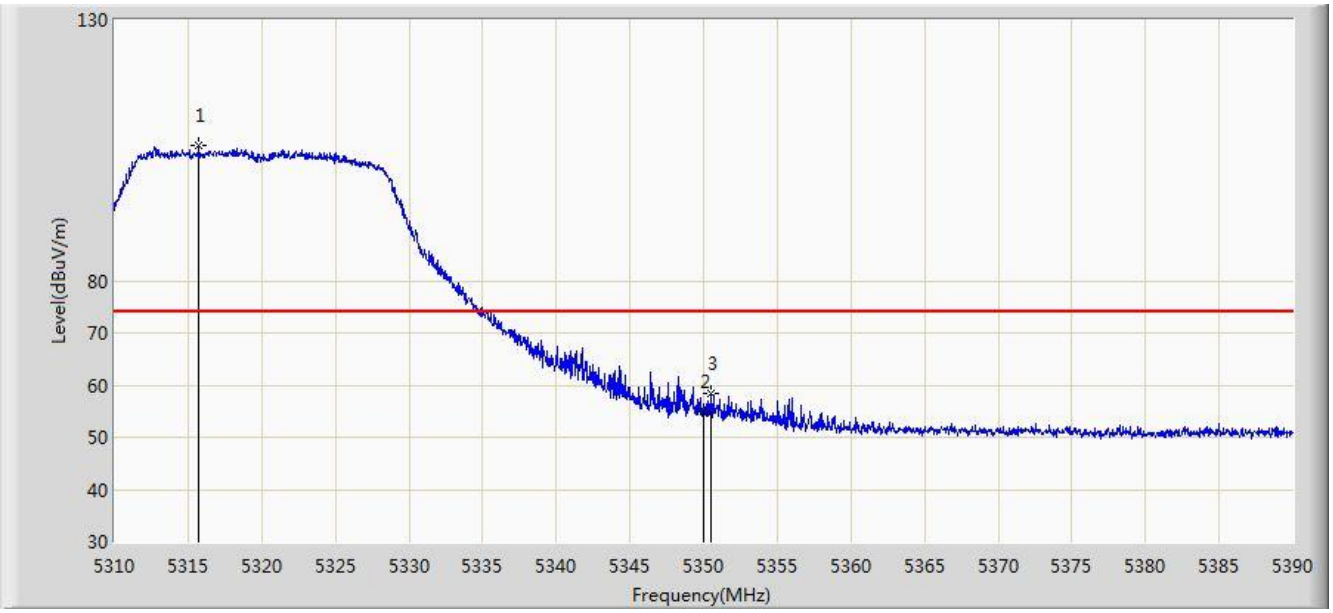

No	Flag	Mark	Frequency (MHz)	Measure Level (dBuV/m)	Reading Level (dBuV)	Over Limit (dB)	Limit (dBuV/m)	Factor (dB)	Type
1		*	5315.760	105.967	102.126	N/A	N/A	3.840	PK
2			5350.000	54.956	51.051	-19.044	74.000	3.904	PK
3			5350.520	58.278	54.372	-15.722	74.000	3.906	PK

Note: Measure Level (dBμV/m) = Reading Level (dBμV) + Factor (dB)

Factor (dB) = Cable Loss (dB) + Antenna Factor (dB/m) - Pre-amplifier Factor (dB)

Site: AC1	Time: 2017/07/22 - 05:44
Limit: FCC_Part15.209_RE(3m)	Engineer: Dandy Li
Probe: BBHA9120D_1GHz_18GHz	Polarity: Horizontal
EUT: Thermal Printer	Power: AC 120V/60Hz
Test Mode: Transmit by 802.11n-HT20 at channel 5320MHz Ant 0	

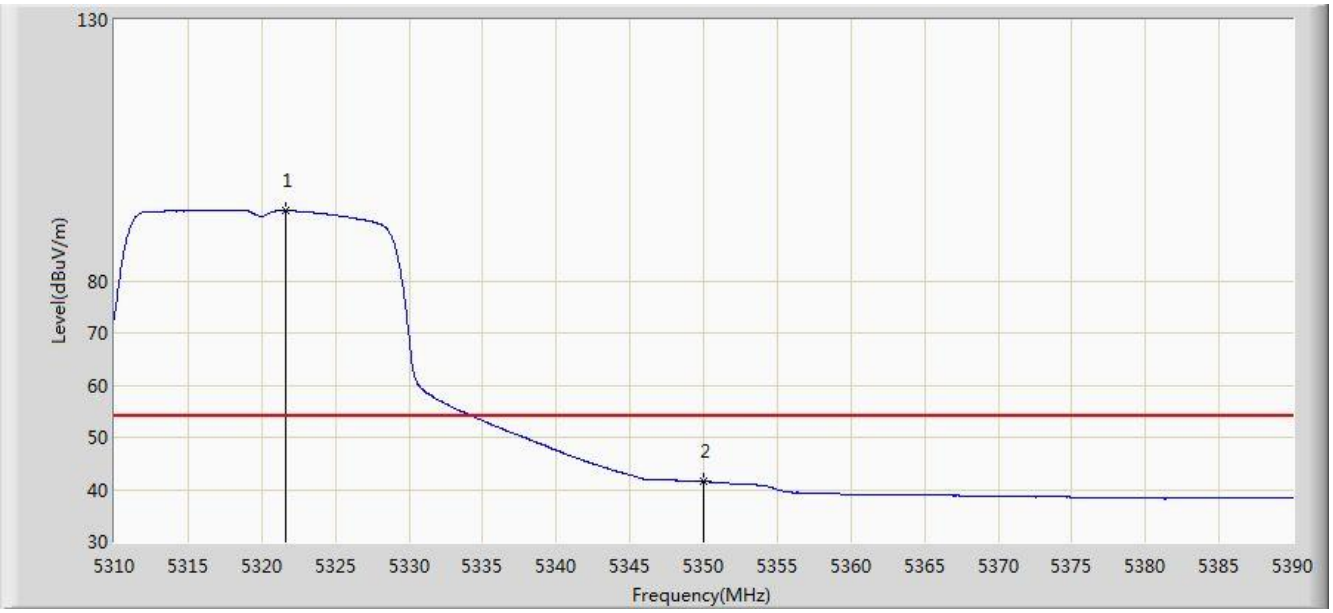

No	Flag	Mark	Frequency (MHz)	Measure Level (dBuV/m)	Reading Level (dBuV)	Over Limit (dB)	Limit (dBuV/m)	Factor (dB)	Type
1		*	5321.640	93.455	89.603	N/A	N/A	3.852	AV
2			5350.000	41.568	37.663	-12.432	54.000	3.904	AV

Note: Measure Level (dBμV/m) = Reading Level (dBμV) + Factor (dB)

Factor (dB) = Cable Loss (dB) + Antenna Factor (dB/m) - Pre-amplifier Factor (dB)

Site: AC1	Time: 2017/07/22 - 05:44
Limit: FCC_Part15.209_RE(3m)	Engineer: Dandy Li
Probe: BBHA9120D_1GHz_18GHz	Polarity: Vertical
EUT: Thermal Printer	Power: AC 120V/60Hz
Test Mode: Transmit by 802.11n-HT20 at channel 5320MHz Ant 0	

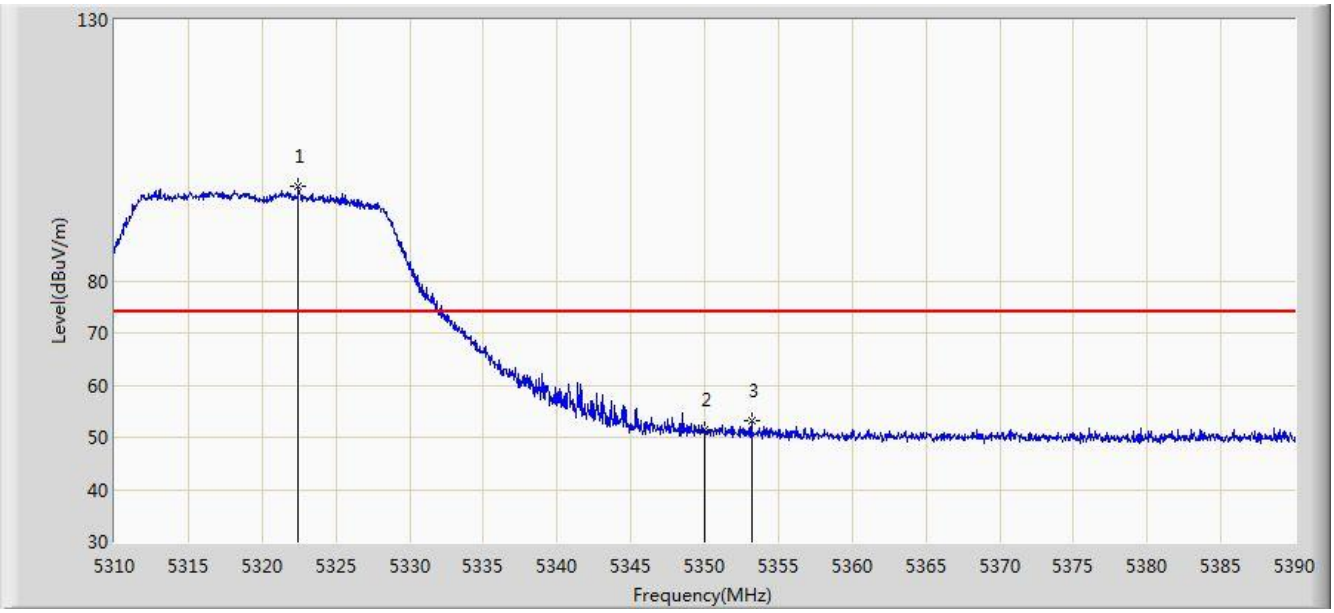

No	Flag	Mark	Frequency (MHz)	Measure Level (dBuV/m)	Reading Level (dBuV)	Over Limit (dB)	Limit (dBuV/m)	Factor (dB)	Type
1		*	5322.440	98.133	94.280	N/A	N/A	3.853	PK
2			5350.000	51.527	47.622	-22.473	74.000	3.904	PK
3			5353.160	53.129	49.219	-20.871	74.000	3.910	PK

Note: Measure Level (dBμV/m) = Reading Level (dBμV) + Factor (dB)

Factor (dB) = Cable Loss (dB) + Antenna Factor (dB/m) - Pre-amplifier Factor (dB)

Site: AC1	Time: 2017/07/22 - 05:45
Limit: FCC_Part15.209_RE(3m)	Engineer: Dandy Li
Probe: BBHA9120D_1GHz_18GHz	Polarity: Vertical
EUT: Thermal Printer	Power: AC 120V/60Hz
Test Mode: Transmit by 802.11n-HT20 at channel 5320MHz Ant 0	

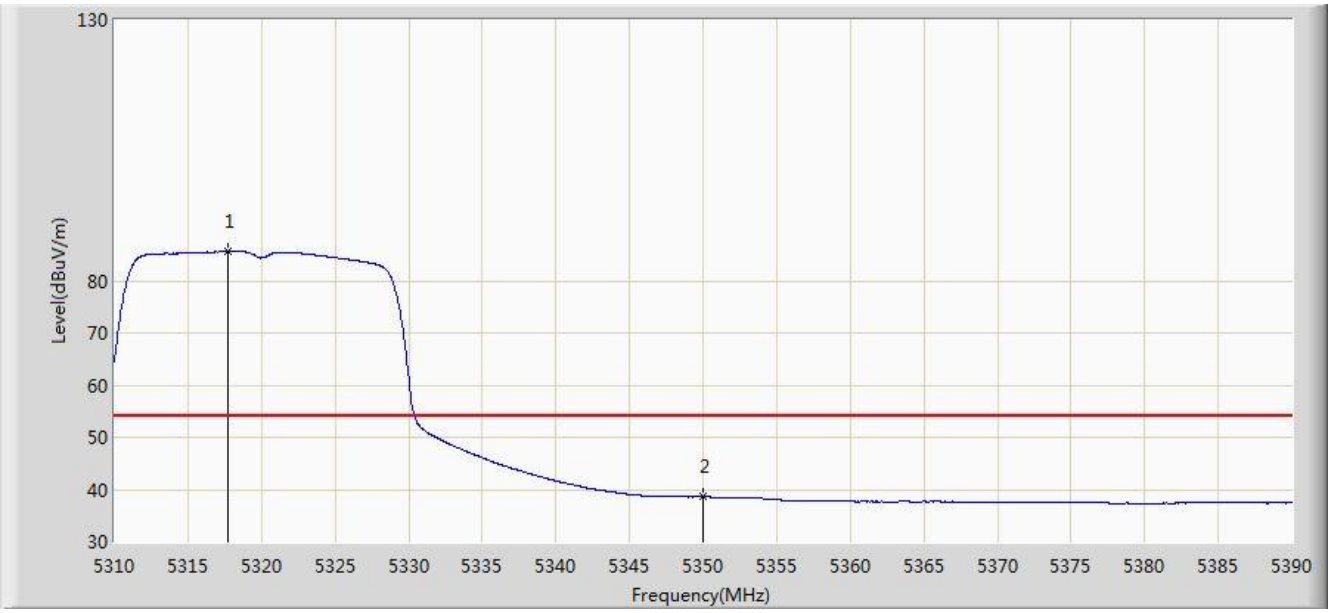

No	Flag	Mark	Frequency (MHz)	Measure Level (dBuV/m)	Reading Level (dBuV)	Over Limit (dB)	Limit (dBuV/m)	Factor (dB)	Type
1		*	5317.680	85.563	81.719	N/A	N/A	3.844	AV
2			5350.000	38.616	34.711	-15.384	54.000	3.904	AV

Note: Measure Level (dBμV/m) = Reading Level (dBμV) + Factor (dB)

Factor (dB) = Cable Loss (dB) + Antenna Factor (dB/m) - Pre-amplifier Factor (dB)

Site: AC1	Time: 2017/07/22 - 05:46
Limit: FCC_Part15.209_RE(3m)	Engineer: Dandy Li
Probe: BBHA9120D_1GHz_18GHz	Polarity: Horizontal
EUT: Thermal Printer	Power: AC 120V/60Hz
Test Mode: Transmit by 802.11n-HT20 at channel 5500MHz Ant 0	

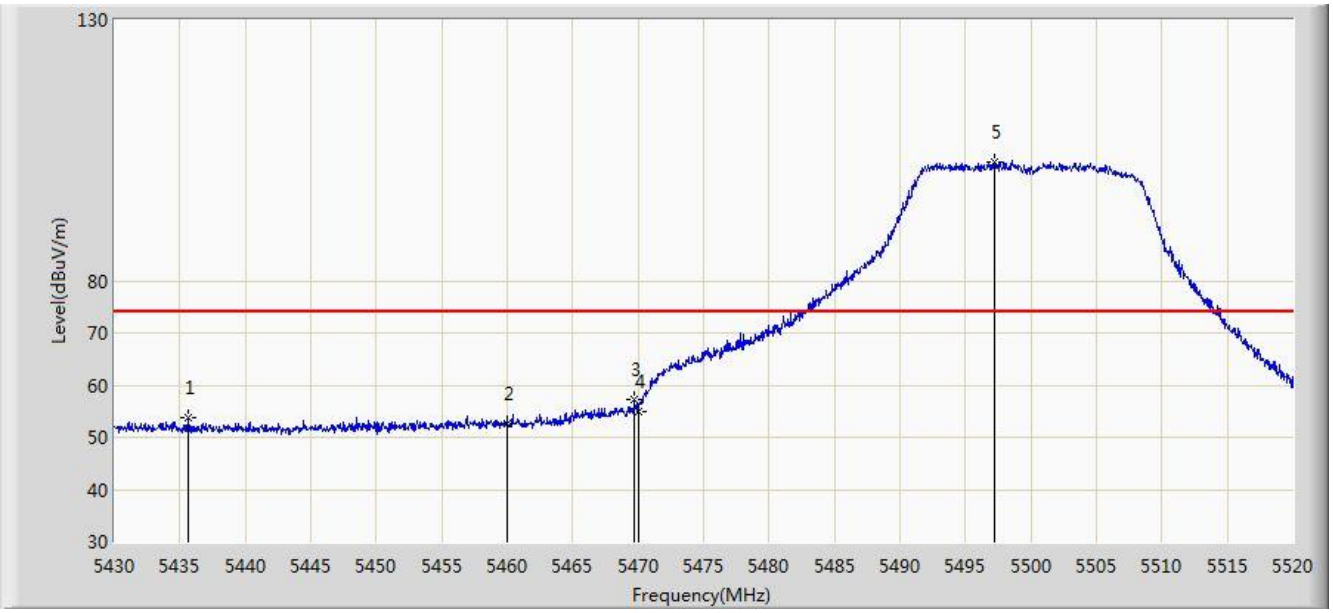

No	Flag	Mark	Frequency (MHz)	Measure Level (dBuV/m)	Reading Level (dBuV)	Over Limit (dB)	Limit (dBuV/m)	Factor (dB)	Type
1			5435.600	53.773	49.662	-20.227	74.000	4.112	PK
2			5460.000	52.753	48.573	-21.247	74.000	4.180	PK
3			5469.750	57.230	53.028	-16.770	74.000	4.202	PK
4			5470.000	55.044	50.842	-18.956	74.000	4.202	PK
5		*	5497.200	102.834	98.570	N/A	N/A	4.264	PK

Note: Measure Level (dBμV/m) = Reading Level (dBμV) + Factor (dB)

Factor (dB) = Cable Loss (dB) + Antenna Factor (dB/m) - Pre_Amplifier Gain (dB)

Site: AC1	Time: 2017/07/22 - 05:47
Limit: FCC_Part15.209_RE(3m)	Engineer: Dandy Li
Probe: BBHA9120D_1GHz_18GHz	Polarity: Horizontal
EUT: Thermal Printer	Power: AC 120V/60Hz
Test Mode: Transmit by 802.11n-HT20 at channel 5500MHz Ant 0	

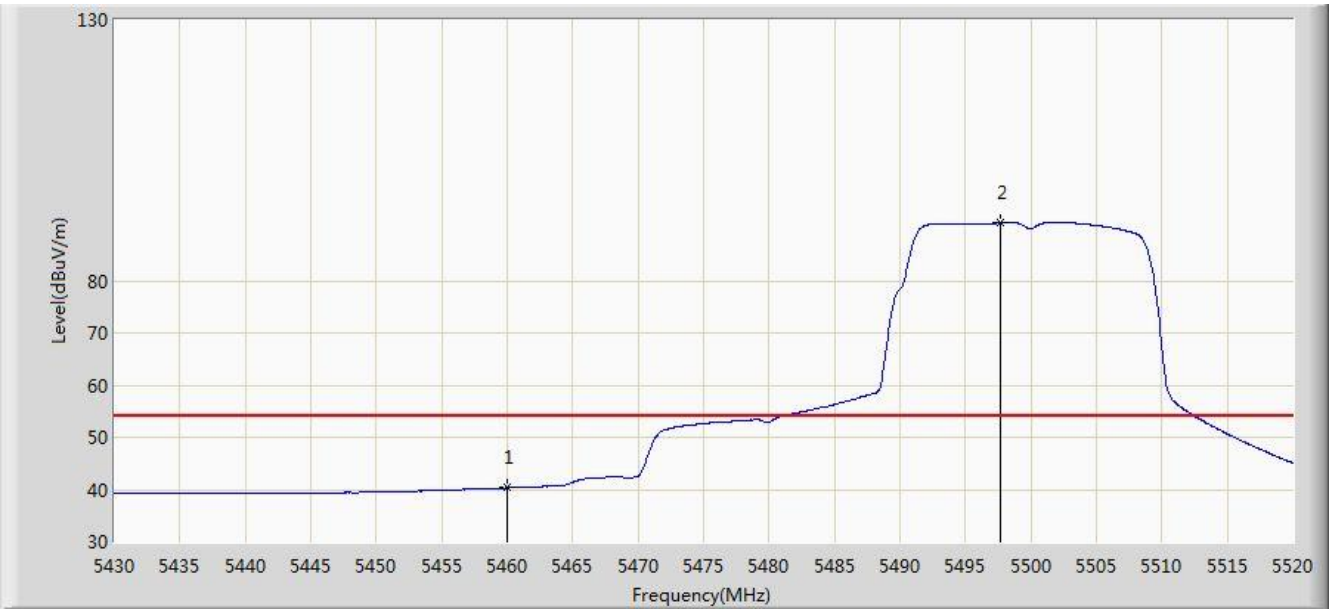

No	Flag	Mark	Frequency (MHz)	Measure Level (dBuV/m)	Reading Level (dBuV)	Over Limit (dB)	Limit (dBuV/m)	Factor (dB)	Type
1			5460.000	40.306	36.126	-13.694	54.000	4.180	AV
2		*	5497.700	91.053	86.788	N/A	N/A	4.265	AV

Note: Measure Level (dBμV/m) = Reading Level (dBμV) + Factor (dB)

Factor (dB) = Cable Loss (dB) + Antenna Factor (dB/m) - Pre-amplifier Factor (dB)

Site: AC1	Time: 2017/07/22 - 05:48
Limit: FCC_Part15.209_RE(3m)	Engineer: Dandy Li
Probe: BBHA9120D_1GHz_18GHz	Polarity: Vertical
EUT: Thermal Printer	Power: AC 120V/60Hz
Test Mode: Transmit by 802.11n-HT20 at channel 5500MHz Ant 0	

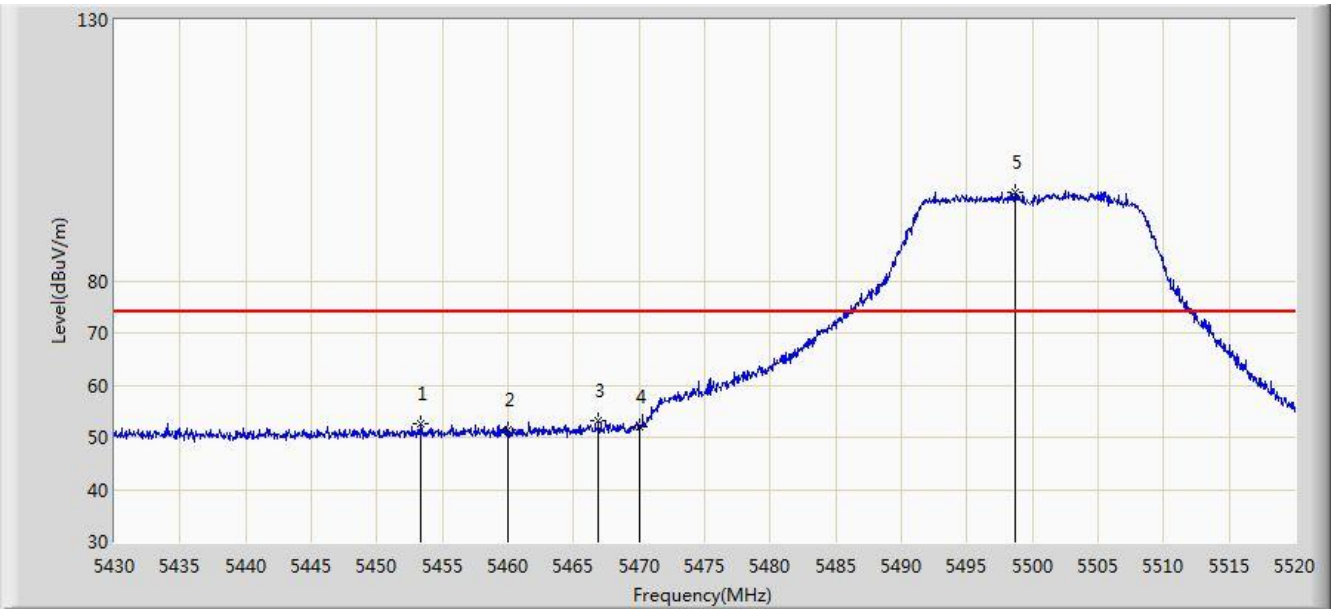

No	Flag	Mark	Frequency (MHz)	Measure Level (dBuV/m)	Reading Level (dBuV)	Over Limit (dB)	Limit (dBuV/m)	Factor (dB)	Type
1			5453.300	52.586	48.421	-21.414	74.000	4.165	PK
2			5460.000	51.436	47.256	-22.564	74.000	4.180	PK
3			5466.900	53.324	49.129	-20.676	74.000	4.196	PK
4			5470.000	51.916	47.714	-22.084	74.000	4.202	PK
5		*	5498.650	96.952	92.684	N/A	N/A	4.268	PK

Note: Measure Level (dBμV/m) = Reading Level (dBμV) + Factor (dB)

Factor (dB) = Cable Loss (dB) + Antenna Factor (dB/m) - Pre-amplifier Factor (dB)

Site: AC1	Time: 2017/07/22 - 05:48
Limit: FCC_Part15.209_RE(3m)	Engineer: Dandy Li
Probe: BBHA9120D_1GHz_18GHz	Polarity: Vertical
EUT: Thermal Printer	Power: AC 120V/60Hz
Test Mode: Transmit by 802.11n-HT20 at channel 5500MHz Ant 0	

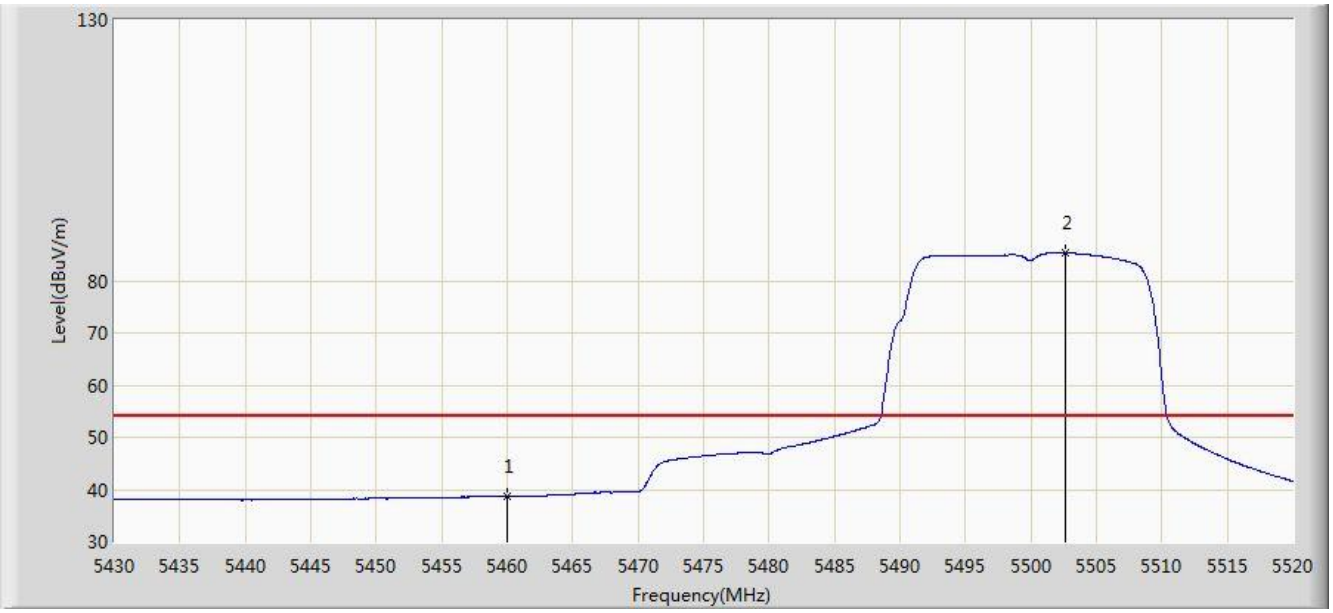

No	Flag	Mark	Frequency (MHz)	Measure Level (dBuV/m)	Reading Level (dBuV)	Over Limit (dB)	Limit (dBuV/m)	Factor (dB)	Type
1			5460.000	38.698	34.518	-15.302	54.000	4.180	AV
2		*	5502.600	85.279	80.999	N/A	N/A	4.280	AV

Note: Measure Level (dBμV/m) = Reading Level (dBμV) + Factor (dB)

Factor (dB) = Cable Loss (dB) + Antenna Factor (dB/m) - Pre-amplifier Factor (dB)

Site: AC1	Time: 2017/07/22 - 05:50
Limit: FCC_Part15.209_RE(3m)	Engineer: Dandy Li
Probe: BBHA9120D_1GHz_18GHz	Polarity: Horizontal
EUT: Thermal Printer	Power: AC 120V/60Hz
Test Mode: Transmit by 802.11n-HT20 at channel 5700MHz Ant 0	

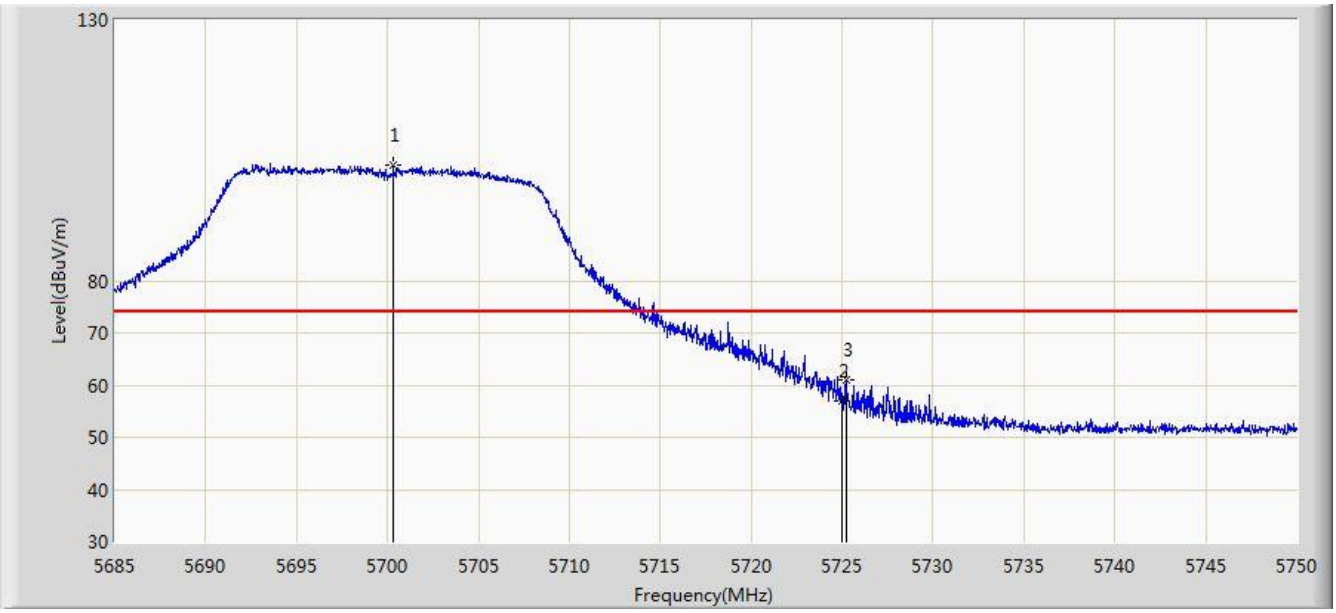

No	Flag	Mark	Frequency (MHz)	Measure Level (dBuV/m)	Reading Level (dBuV)	Over Limit (dB)	Limit (dBuV/m)	Factor (dB)	Type
1		*	5700.308	102.252	97.372	N/A	N/A	4.880	PK
2			5725.000	56.833	51.804	-17.167	74.000	5.029	PK
3			5725.203	60.996	55.966	-13.004	74.000	5.030	PK

Note: Measure Level (dBμV/m) = Reading Level (dBμV) + Factor (dB)

Factor (dB) = Cable Loss (dB) + Antenna Factor (dB/m) - Pre-amplifier Factor (dB)

Site: AC1	Time: 2017/07/22 - 05:51
Limit: FCC_Part15.209_RE(3m)	Engineer: Dandy Li
Probe: BBHA9120D_1GHz_18GHz	Polarity: Horizontal
EUT: Thermal Printer	Power: AC 120V/60Hz
Test Mode: Transmit by 802.11n-HT20 at channel 5700MHz Ant 0	

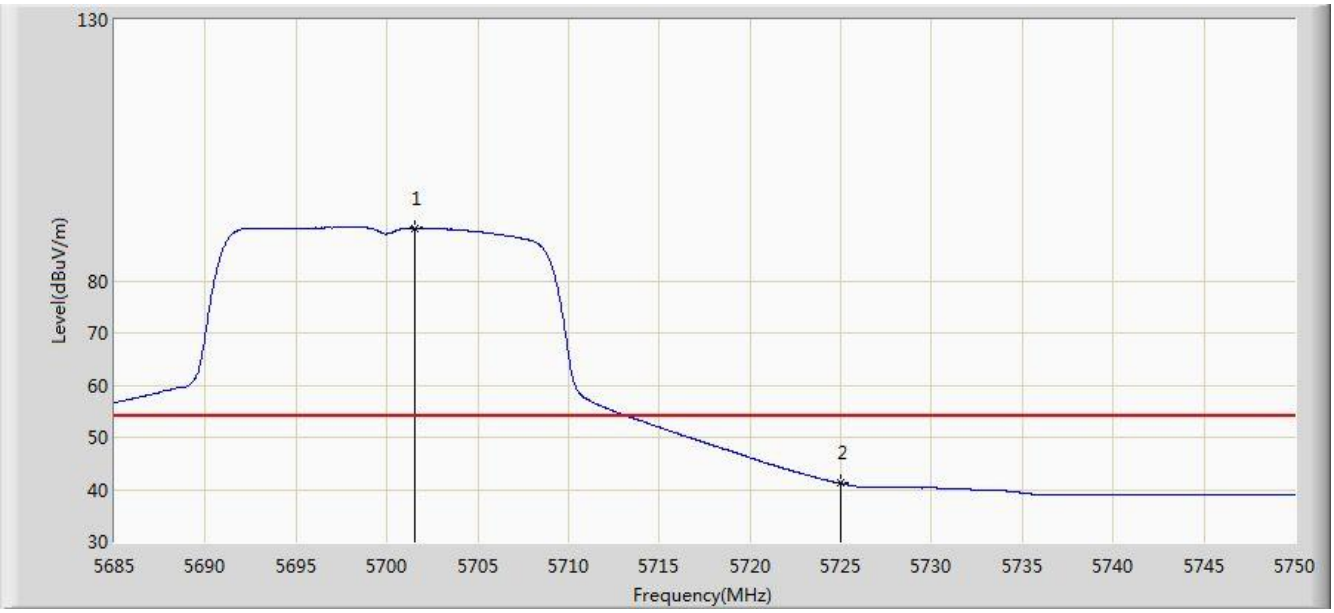

No	Flag	Mark	Frequency (MHz)	Measure Level (dBuV/m)	Reading Level (dBuV)	Over Limit (dB)	Limit (dBuV/m)	Factor (dB)	Type
1		*	5701.542	90.138	85.252	N/A	N/A	4.886	AV
2			5725.000	41.214	36.185	-12.786	54.000	5.029	AV

Note: Measure Level (dBμV/m) = Reading Level (dBμV) + Factor (dB)

Factor (dB) = Cable Loss (dB) + Antenna Factor (dB/m) - Pre-amplifier Factor (dB)

Site: AC1	Time: 2017/07/22 - 05:52
Limit: FCC_Part15.209_RE(3m)	Engineer: Dandy Li
Probe: BBHA9120D_1GHz_18GHz	Polarity: Vertical
EUT: Thermal Printer	Power: AC 120V/60Hz
Test Mode: Transmit by 802.11n-HT20 at channel 5700MHz Ant 0	

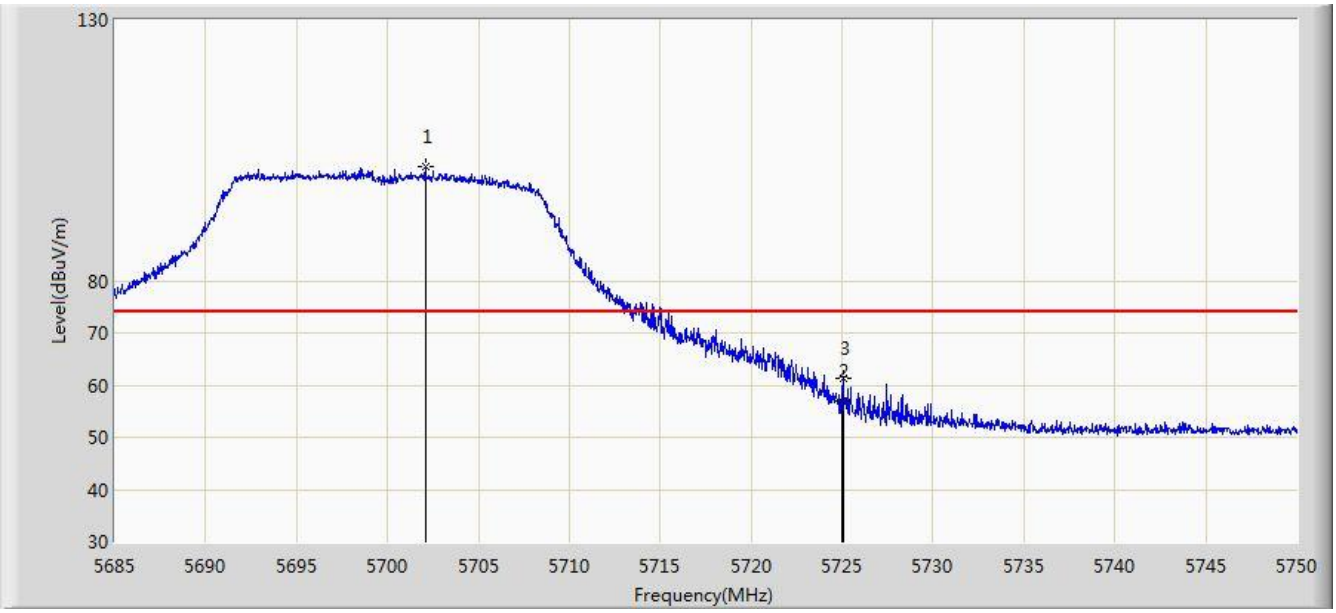

No	Flag	Mark	Frequency (MHz)	Measure Level (dBuV/m)	Reading Level (dBuV)	Over Limit (dB)	Limit (dBuV/m)	Factor (dB)	Type
1		*	5702.095	101.895	97.006	N/A	N/A	4.890	PK
2			5725.000	56.846	51.817	-17.154	74.000	5.029	PK
3			5725.072	61.350	56.321	-12.650	74.000	5.029	PK

Note: Measure Level (dBμV/m) = Reading Level (dBμV) + Factor (dB)

Factor (dB) = Cable Loss (dB) + Antenna Factor (dB/m) - Pre-amplifier Factor (dB)

Site: AC1	Time: 2017/07/22 - 05:52
Limit: FCC_Part15.209_RE(3m)	Engineer: Dandy Li
Probe: BBHA9120D_1GHz_18GHz	Polarity: Vertical
EUT: Thermal Printer	Power: AC 120V/60Hz
Test Mode: Transmit by 802.11n-HT20 at channel 5700MHz Ant 0	

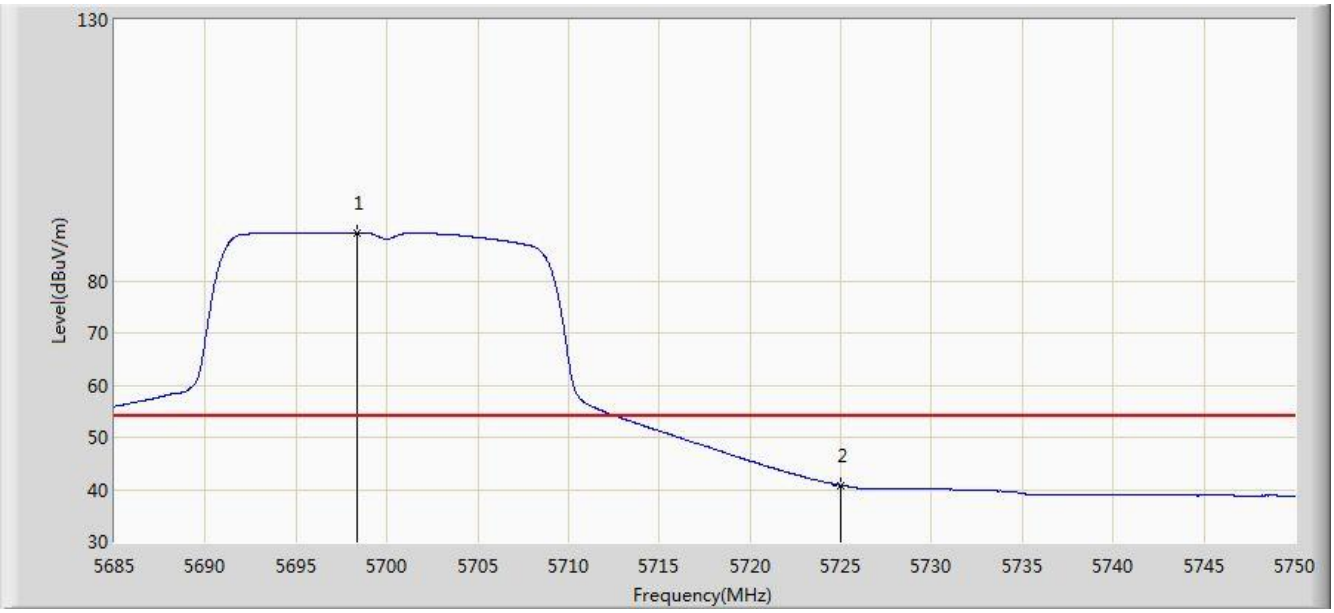

No	Flag	Mark	Frequency (MHz)	Measure Level (dBuV/m)	Reading Level (dBuV)	Over Limit (dB)	Limit (dBuV/m)	Factor (dB)	Type
1		*	5698.325	89.229	84.360	N/A	N/A	4.869	AV
2			5725.000	40.823	35.794	-13.177	54.000	5.029	AV

Note: Measure Level (dBμV/m) = Reading Level (dBμV) + Factor (dB)

Factor (dB) = Cable Loss (dB) + Antenna Factor (dB/m) - Pre-amplifier Factor (dB)

Site: AC1	Time: 2017/07/22 - 05:53
Limit: FCC_Part15.209_RE(3m)	Engineer: Dandy Li
Probe: BBHA9120D_1GHz_18GHz	Polarity: Horizontal
EUT: Thermal Printer	Power: AC 120V/60Hz
Test Mode: Transmit by 802.11n-HT20 at channel 5745MHz Ant 0	

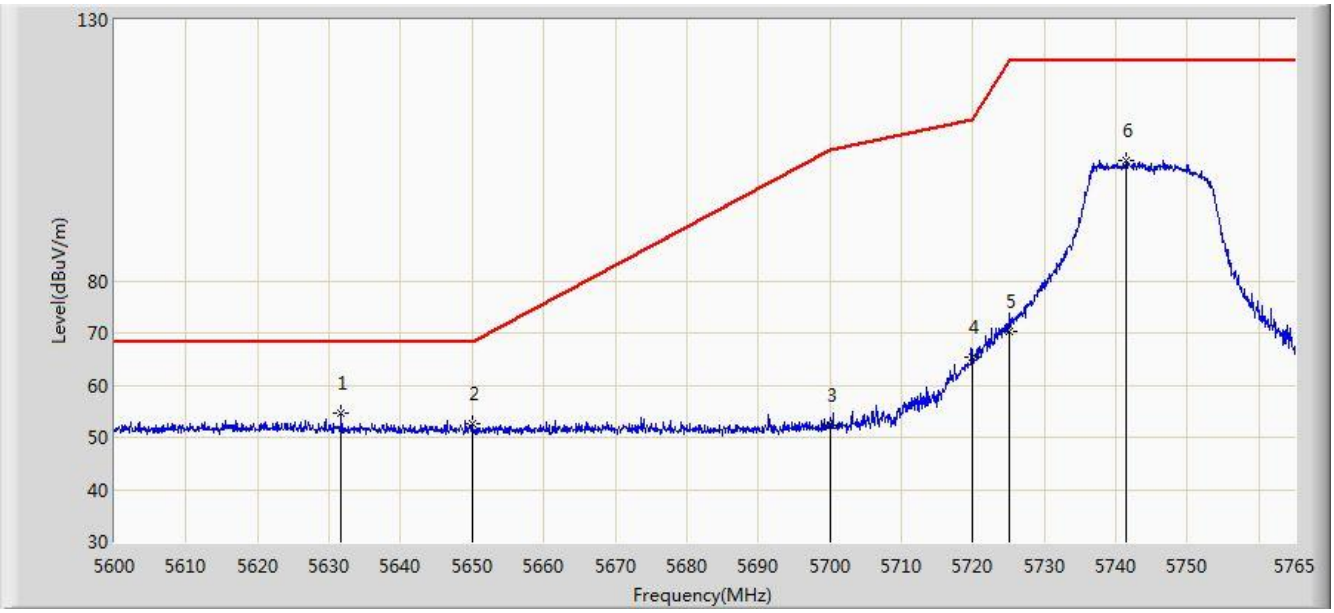

No	Flag	Mark	Frequency (MHz)	Measure Level (dBuV/m)	Reading Level (dBuV)	Over Limit (dB)	Limit (dBuV/m)	Factor (dB)	Type
1		*	5631.680	54.503	49.889	-13.697	68.200	4.614	PK
2			5650.000	52.646	47.975	-15.554	68.200	4.671	PK
3			5700.000	52.405	47.527	-52.795	105.200	4.878	PK
4			5720.000	65.397	60.400	-45.403	110.800	4.997	PK
5			5725.000	70.204	65.175	-51.996	122.200	5.029	PK
6			5741.487	102.947	97.813	N/A	N/A	5.134	PK

Note: Measure Level (dBμV/m) = Reading Level (dBμV) + Factor (dB)

Factor (dB) = Cable Loss (dB) + Antenna Factor (dB/m) - Pre-amplifier Factor (dB)

Site: AC1	Time: 2017/07/22 - 05:55
Limit: FCC_Part15.209_RE(3m)	Engineer: Dandy Li
Probe: BBHA9120D_1GHz_18GHz	Polarity: Vertical
EUT: Thermal Printer	Power: AC 120V/60Hz
Test Mode: Transmit by 802.11n-HT20 at channel 5745MHz Ant 0	

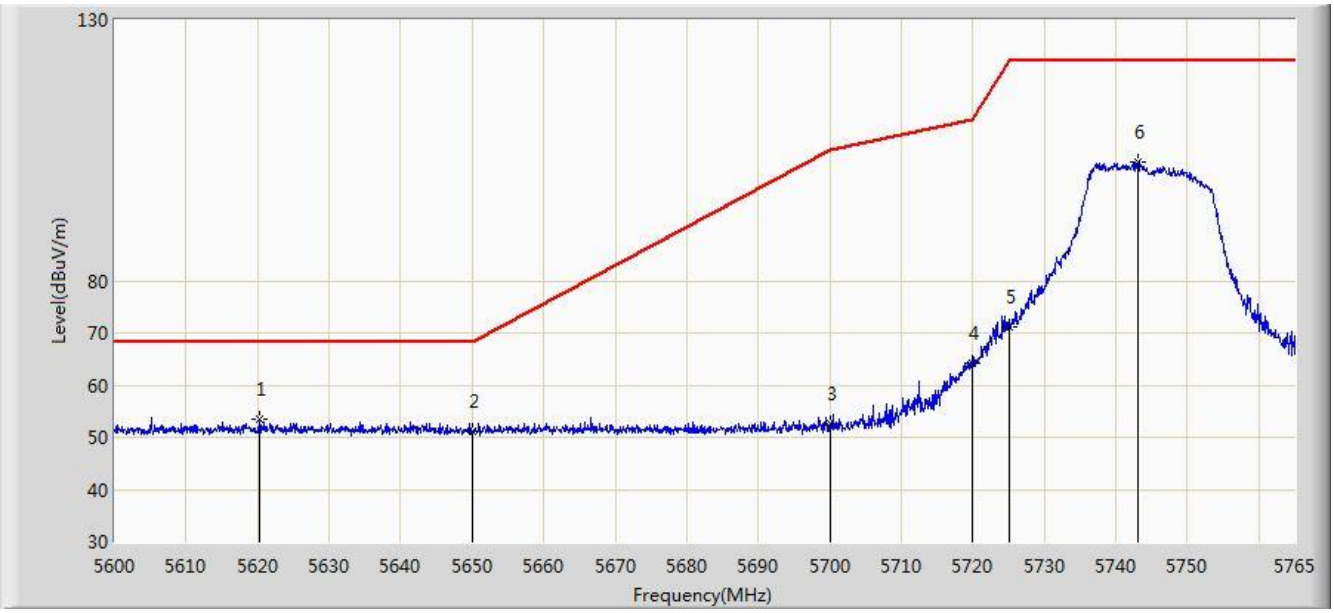

No	Flag	Mark	Frequency (MHz)	Measure Level (dBuV/m)	Reading Level (dBuV)	Over Limit (dB)	Limit (dBuV/m)	Factor (dB)	Type
1		*	5620.295	53.452	48.871	-14.748	68.200	4.581	PK
2			5650.000	51.029	46.358	-17.171	68.200	4.671	PK
3			5700.000	52.555	47.677	-52.645	105.200	4.878	PK
4			5720.000	64.185	59.188	-46.615	110.800	4.997	PK
5			5725.000	71.200	66.171	-51.000	122.200	5.029	PK
6			5743.138	102.828	97.684	N/A	N/A	5.144	PK

Note: Measure Level (dBμV/m) = Reading Level (dBμV) + Factor (dB)

Factor (dB) = Cable Loss (dB) + Antenna Factor (dB/m) - Pre-amplifier Factor (dB)

Site: AC1	Time: 2017/07/22 - 05:57
Limit: FCC_Part15.209_RE(3m)	Engineer: Dandy Li
Probe: BBHA9120D_1GHz_18GHz	Polarity: Horizontal
EUT: Thermal Printer	Power: AC 120V/60Hz
Test Mode: Transmit by 802.11n-HT20 at channel 5825MHz Ant 0	

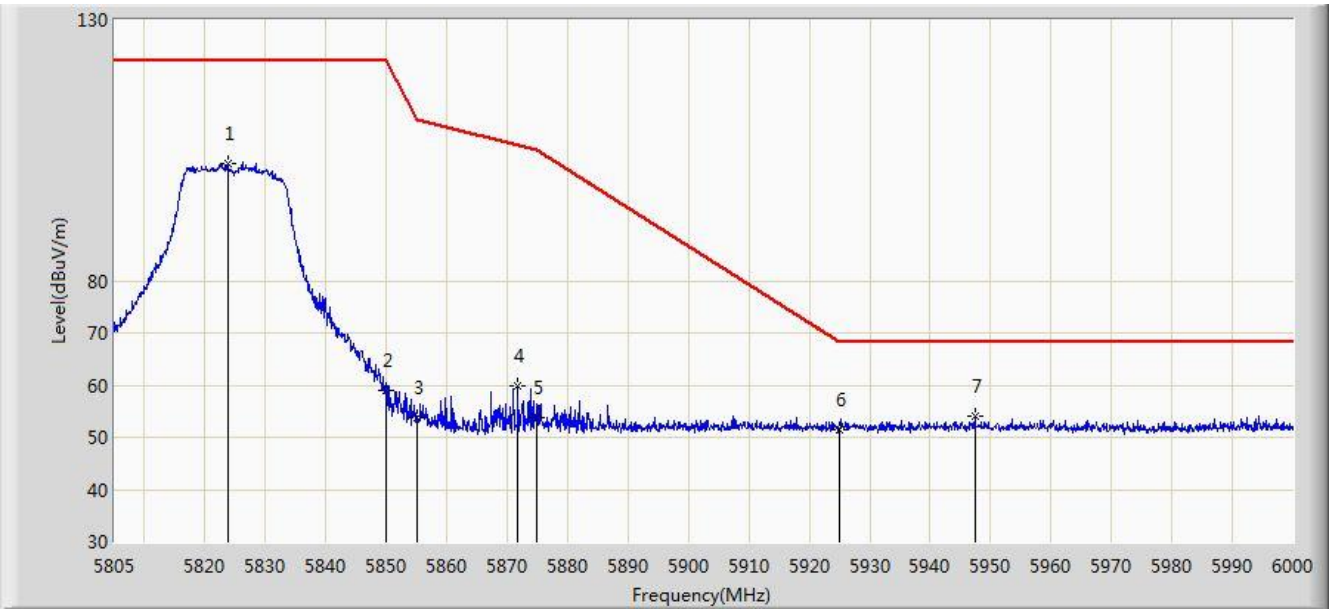

No	Flag	Mark	Frequency (MHz)	Measure Level (dBuV/m)	Reading Level (dBuV)	Over Limit (dB)	Limit (dBuV/m)	Factor (dB)	Type
1			5823.817	102.552	96.971	N/A	N/A	5.581	PK
2			5850.000	59.120	53.394	-63.080	122.200	5.726	PK
3			5855.000	53.625	47.879	-57.175	110.800	5.746	PK
4			5871.788	59.841	54.032	-46.257	106.098	5.809	PK
5			5875.000	53.908	48.088	-51.292	105.200	5.820	PK
6			5925.000	51.422	45.456	-16.778	68.200	5.967	PK
7		*	5947.350	54.040	48.019	-14.160	68.200	6.021	PK

Note: Measure Level (dBμV/m) = Reading Level (dBμV) + Factor (dB)

Factor (dB) = Cable Loss (dB) + Antenna Factor (dB/m) - Pre-amplifier Factor (dB)

Site: AC1	Time: 2017/07/22 - 05:59
Limit: FCC_Part15.209_RE(3m)	Engineer: Dandy Li
Probe: BBHA9120D_1GHz_18GHz	Polarity: Vertical
EUT: Thermal Printer	Power: AC 120V/60Hz
Test Mode: Transmit by 802.11n-HT20 at channel 5825MHz Ant 0	

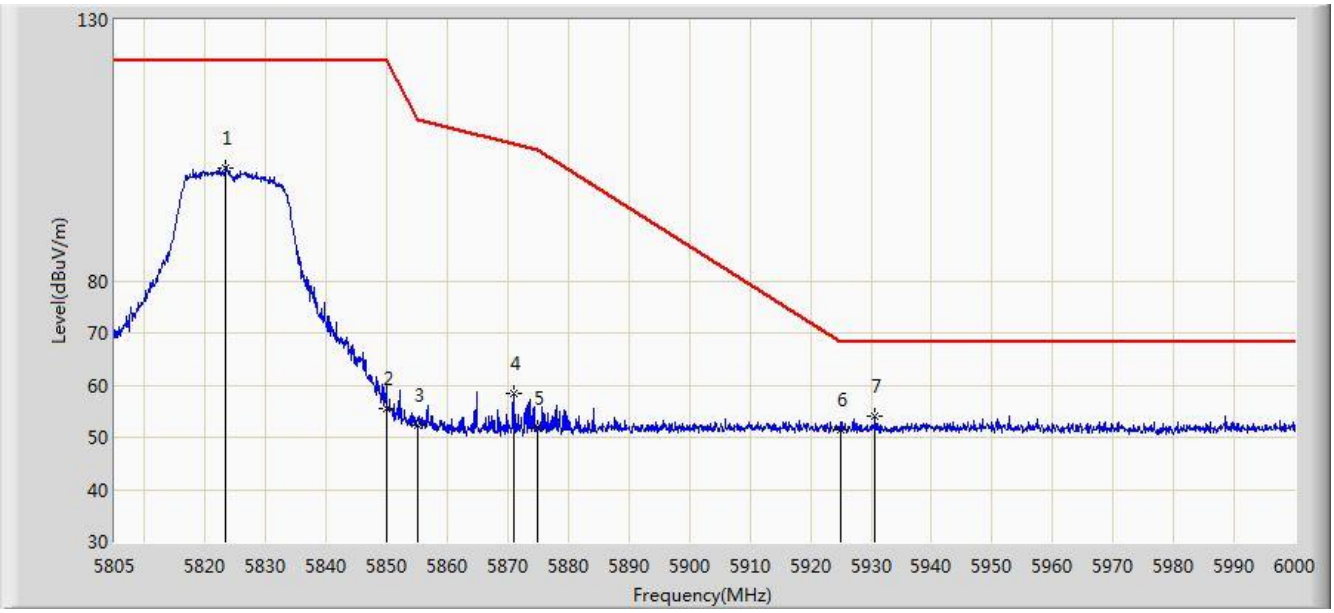

No	Flag	Mark	Frequency (MHz)	Measure Level (dBuV/m)	Reading Level (dBuV)	Over Limit (dB)	Limit (dBuV/m)	Factor (dB)	Type
1			5823.232	101.657	96.079	N/A	N/A	5.578	PK
2			5850.000	55.635	49.909	-66.565	122.200	5.726	PK
3			5855.000	52.426	46.680	-58.374	110.800	5.746	PK
4			5871.007	58.378	52.572	-47.939	106.317	5.807	PK
5			5875.000	51.875	46.055	-53.325	105.200	5.820	PK
6			5925.000	51.564	45.598	-16.636	68.200	5.967	PK
7		*	5930.678	54.087	48.106	-14.113	68.200	5.981	PK

Note: Measure Level (dBμV/m) = Reading Level (dBμV) + Factor (dB)

Factor (dB) = Cable Loss (dB) + Antenna Factor (dB/m) - Pre-amplifier Factor (dB)

Site: AC1	Time: 2017/07/22 - 06:01
Limit: FCC_Part15.209_RE(3m)	Engineer: Dandy Li
Probe: BBHA9120D_1GHz_18GHz	Polarity: Horizontal
EUT: Thermal Printer	Power: AC 120V/60Hz
Test Mode: Transmit by 802.11n-HT40 at channel 5190MHz Ant 0	

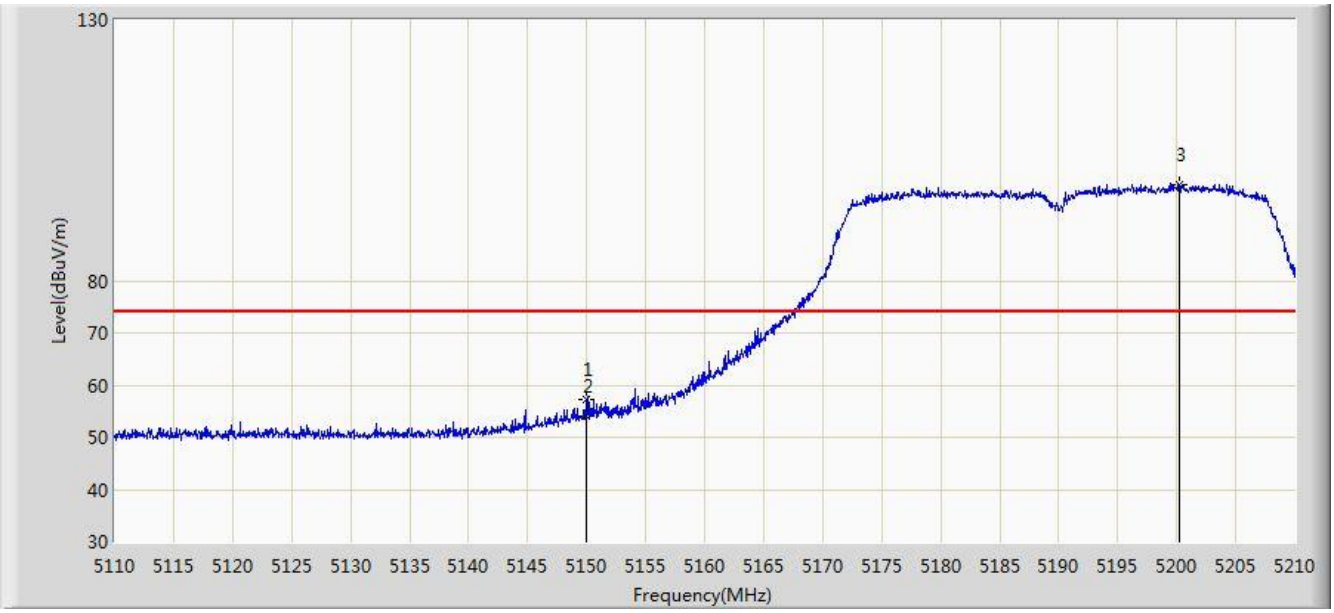

No	Flag	Mark	Frequency (MHz)	Measure Level (dBuV/m)	Reading Level (dBuV)	Over Limit (dB)	Limit (dBuV/m)	Factor (dB)	Type
1			5149.950	57.367	53.198	-16.633	74.000	4.170	PK
2			5150.000	54.032	49.863	-19.968	74.000	4.170	PK
3		*	5200.250	98.545	94.547	N/A	N/A	3.998	PK

Note: Measure Level (dBμV/m) = Reading Level (dBμV) + Factor (dB)

Factor (dB) = Cable Loss (dB) + Antenna Factor (dB/m) - Pre-amplifier Factor (dB)

Site: AC1	Time: 2017/07/22 - 06:04
Limit: FCC_Part15.209_RE(3m)	Engineer: Dandy Li
Probe: BBHA9120D_1GHz_18GHz	Polarity: Horizontal
EUT: Thermal Printer	Power: AC 120V/60Hz
Test Mode: Transmit by 802.11n-HT40 at channel 5190MHz Ant 0	

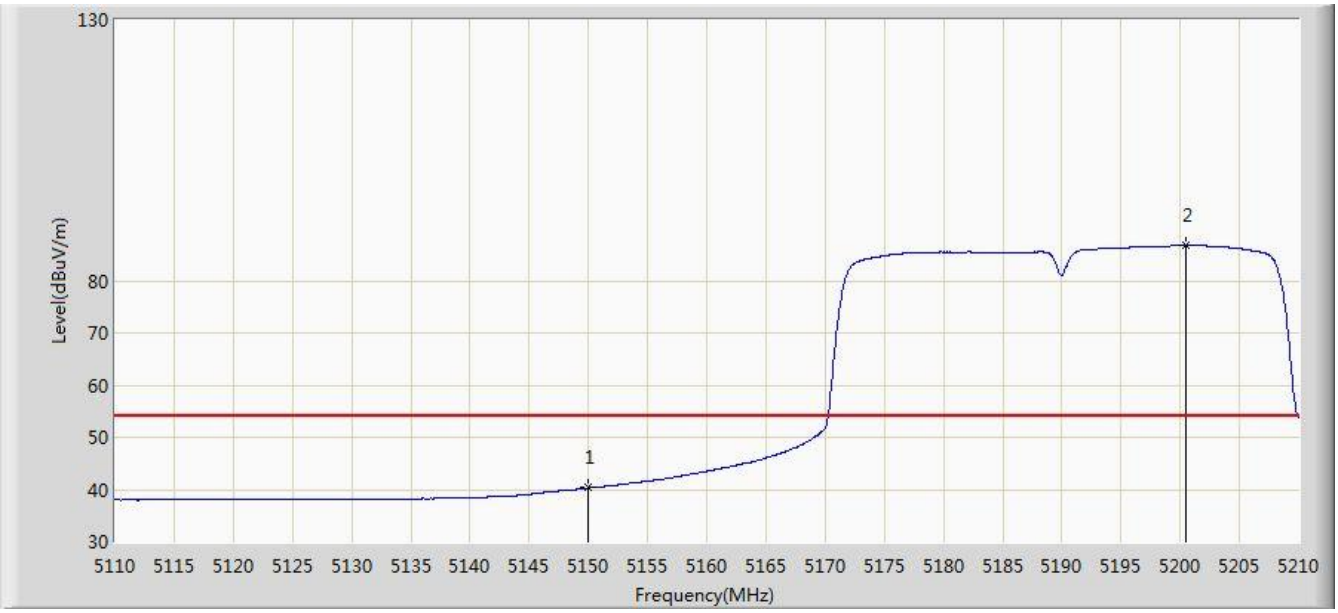

No	Flag	Mark	Frequency (MHz)	Measure Level (dBuV/m)	Reading Level (dBuV)	Over Limit (dB)	Limit (dBuV/m)	Factor (dB)	Type
1			5150.000	40.314	36.145	-13.686	54.000	4.170	AV
2		*	5200.450	86.716	82.719	N/A	N/A	3.998	AV

Note: Measure Level (dBμV/m) = Reading Level (dBμV) + Factor (dB)

Factor (dB) = Cable Loss (dB) + Antenna Factor (dB/m) - Pre-amplifier Factor (dB)

Site: AC1	Time: 2017/07/22 - 06:04
Limit: FCC_Part15.209_RE(3m)	Engineer: Dandy Li
Probe: BBHA9120D_1GHz_18GHz	Polarity: Vertical
EUT: Thermal Printer	Power: AC 120V/60Hz
Test Mode: Transmit by 802.11n-HT40 at channel 5190MHz Ant 0	

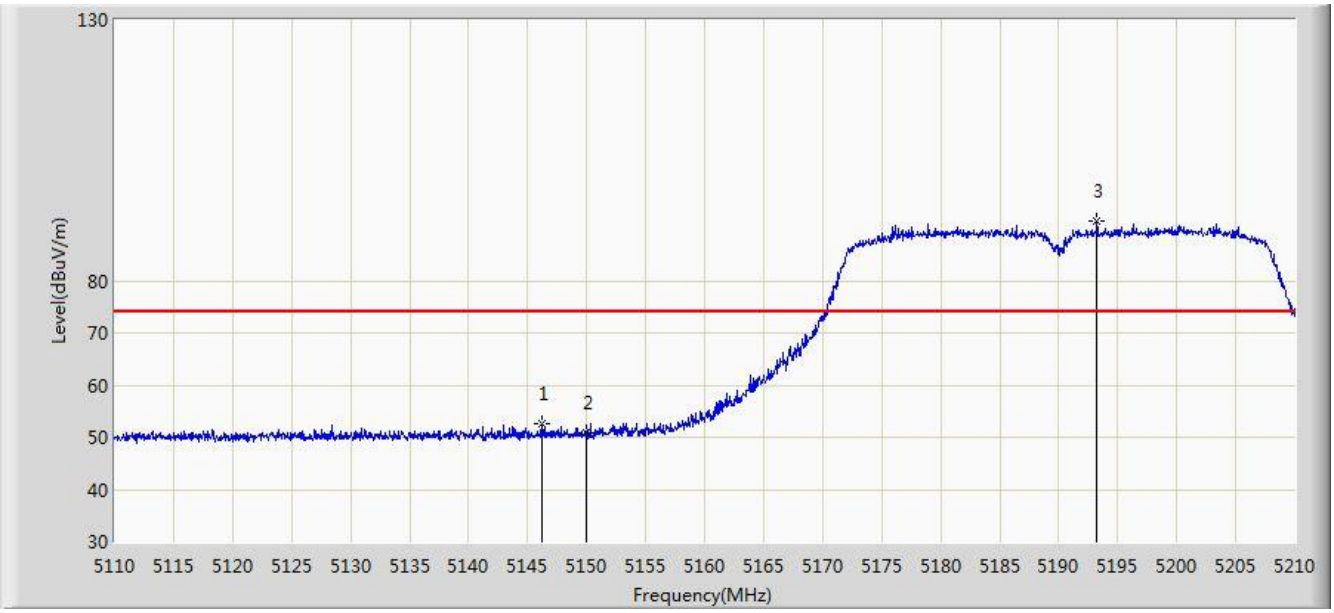

No	Flag	Mark	Frequency (MHz)	Measure Level (dBuV/m)	Reading Level (dBuV)	Over Limit (dB)	Limit (dBuV/m)	Factor (dB)	Type
1			5146.200	52.598	48.422	-21.402	74.000	4.175	PK
2			5150.000	50.941	46.772	-23.059	74.000	4.170	PK
3		*	5193.250	91.375	87.353	N/A	N/A	4.023	PK

Note: Measure Level (dBμV/m) = Reading Level (dBμV) + Factor (dB)

Factor (dB) = Cable Loss (dB) + Antenna Factor (dB/m) - Pre-amplifier Factor (dB)

Site: AC1	Time: 2017/07/22 - 06:05
Limit: FCC_Part15.209_RE(3m)	Engineer: Dandy Li
Probe: BBHA9120D_1GHz_18GHz	Polarity: Vertical
EUT: Thermal Printer	Power: AC 120V/60Hz
Test Mode: Transmit by 802.11n-HT40 at channel 5190MHz Ant 0	

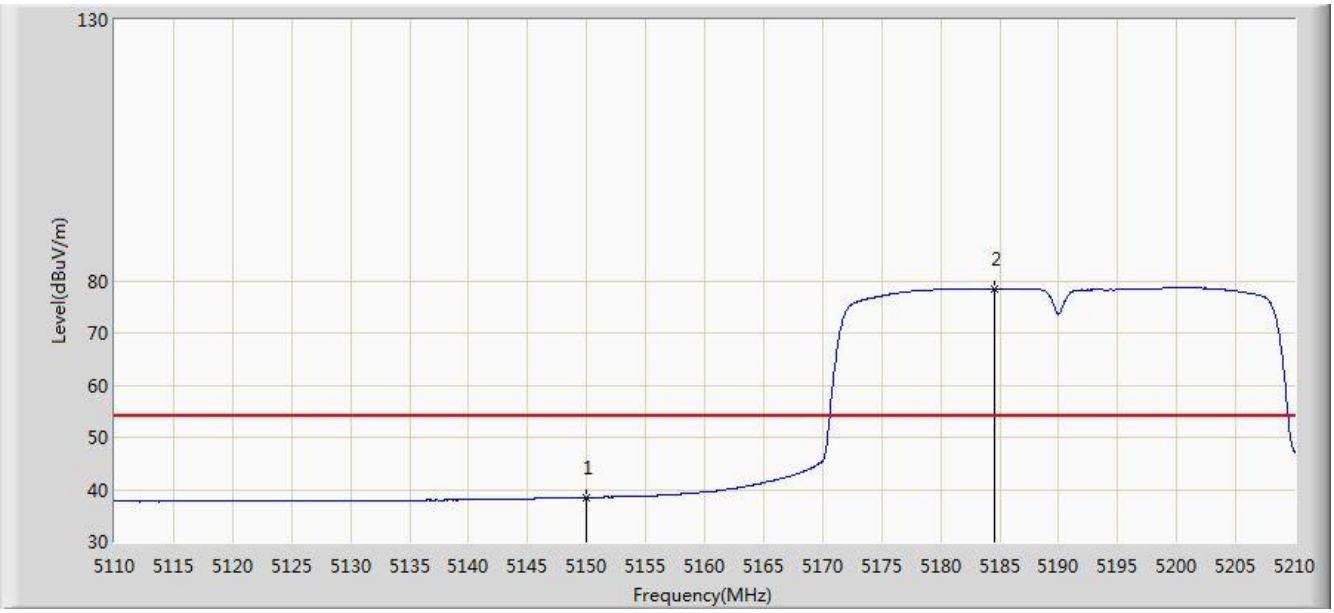

No	Flag	Mark	Frequency (MHz)	Measure Level (dBuV/m)	Reading Level (dBuV)	Over Limit (dB)	Limit (dBuV/m)	Factor (dB)	Type
1			5150.000	38.485	34.316	-15.515	54.000	4.170	AV
2		*	5184.600	78.413	74.360	N/A	N/A	4.052	AV

Note: Measure Level (dBμV/m) = Reading Level (dBμV) + Factor (dB)

Factor (dB) = Cable Loss (dB) + Antenna Factor (dB/m) - Pre-amplifier Factor (dB)

Site: AC1	Time: 2017/07/22 - 06:05
Limit: FCC_Part15.209_RE(3m)	Engineer: Dandy Li
Probe: BBHA9120D_1GHz_18GHz	Polarity: Horizontal
EUT: Thermal Printer	Power: AC 120V/60Hz
Test Mode: Transmit by 802.11n-HT40 at channel 5310MHz Ant 0	

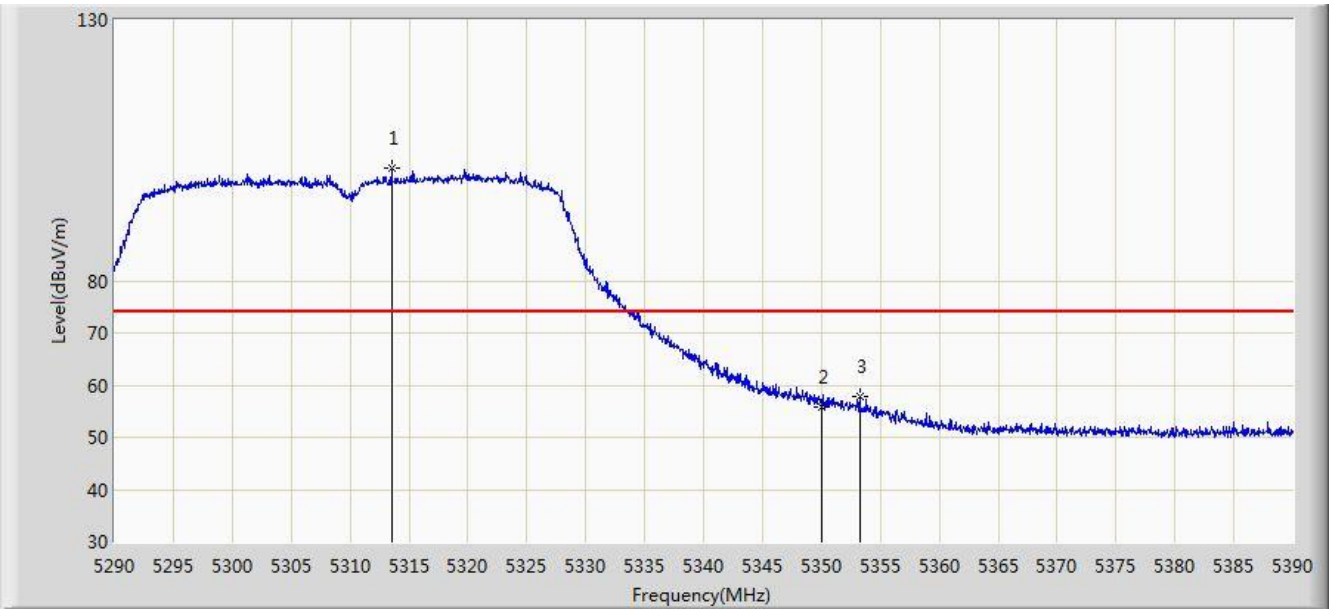

No	Flag	Mark	Frequency (MHz)	Measure Level (dBuV/m)	Reading Level (dBuV)	Over Limit (dB)	Limit (dBuV/m)	Factor (dB)	Type
1		*	5313.550	101.701	97.865	N/A	N/A	3.836	PK
2			5350.000	55.864	51.959	-18.136	74.000	3.904	PK
3			5353.250	57.828	53.917	-16.172	74.000	3.910	PK

Note: Measure Level (dBμV/m) = Reading Level (dBμV) + Factor (dB)

Factor (dB) = Cable Loss (dB) + Antenna Factor (dB/m) - Pre-amplifier Factor (dB)

Site: AC1	Time: 2017/07/22 - 06:06
Limit: FCC_Part15.209_RE(3m)	Engineer: Dandy Li
Probe: BBHA9120D_1GHz_18GHz	Polarity: Horizontal
EUT: Thermal Printer	Power: AC 120V/60Hz
Test Mode: Transmit by 802.11n-HT40 at channel 5310MHz Ant 0	

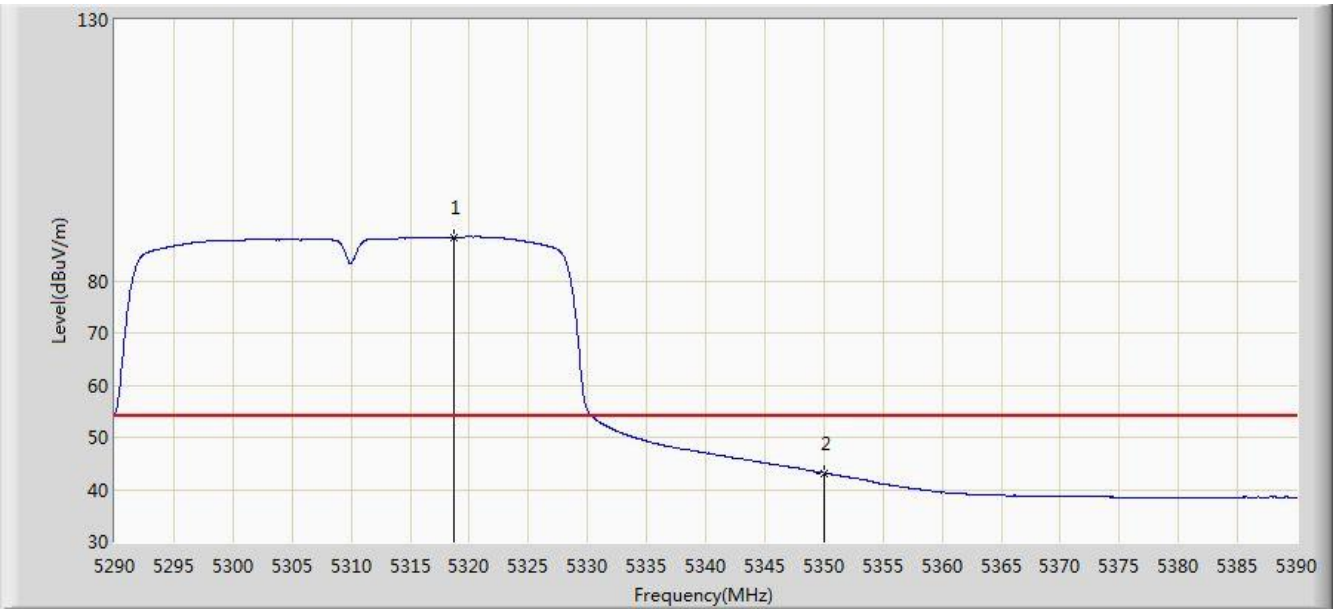

No	Flag	Mark	Frequency (MHz)	Measure Level (dBuV/m)	Reading Level (dBuV)	Over Limit (dB)	Limit (dBuV/m)	Factor (dB)	Type
1		*	5318.700	88.390	84.544	N/A	N/A	3.846	AV
2			5350.000	43.166	39.261	-10.834	54.000	3.904	AV

Note: Measure Level (dBμV/m) = Reading Level (dBμV) + Factor (dB)

Factor (dB) = Cable Loss (dB) + Antenna Factor (dB/m) - Pre-amplifier Factor (dB)

Site: AC1	Time: 2017/07/22 - 06:07
Limit: FCC_Part15.209_RE(3m)	Engineer: Dandy Li
Probe: BBHA9120D_1GHz_18GHz	Polarity: Vertical
EUT: Thermal Printer	Power: AC 120V/60Hz
Test Mode: Transmit by 802.11n-HT40 at channel 5310MHz Ant 0	

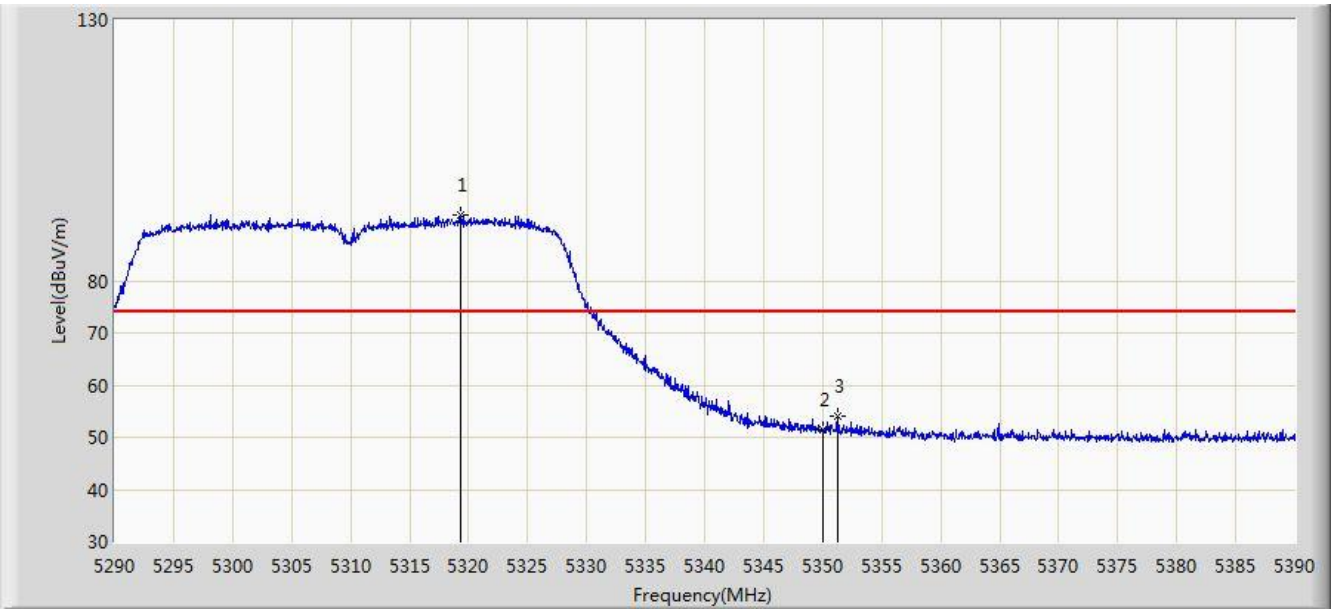

No	Flag	Mark	Frequency (MHz)	Measure Level (dBuV/m)	Reading Level (dBuV)	Over Limit (dB)	Limit (dBuV/m)	Factor (dB)	Type
1		*	5319.350	92.580	88.733	N/A	N/A	3.847	PK
2			5350.000	51.585	47.680	-22.415	74.000	3.904	PK
3			5351.300	54.003	50.096	-19.997	74.000	3.907	PK

Note: Measure Level (dBμV/m) = Reading Level (dBμV) + Factor (dB)

Factor (dB) = Cable Loss (dB) + Antenna Factor (dB/m) - Pre-amplifier Factor (dB)

Site: AC1	Time: 2017/07/22 - 06:08
Limit: FCC_Part15.209_RE(3m)	Engineer: Dandy Li
Probe: BBHA9120D_1GHz_18GHz	Polarity: Vertical
EUT: Thermal Printer	Power: AC 120V/60Hz
Test Mode: Transmit by 802.11n-HT40 at channel 5310MHz Ant 0	

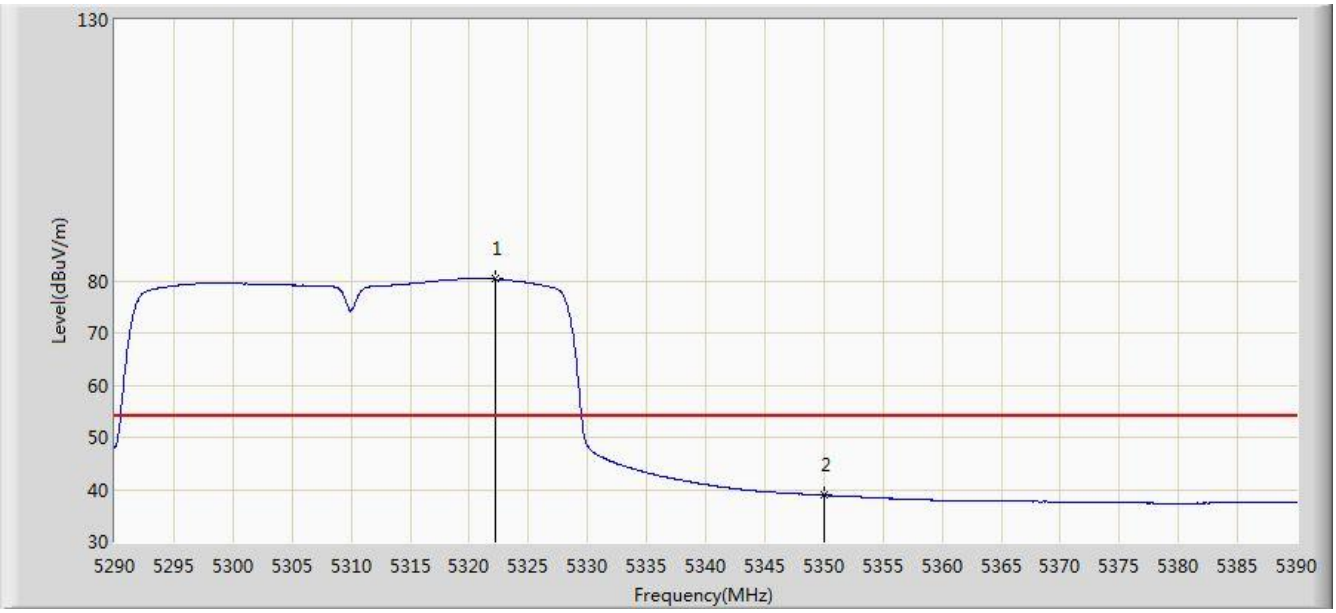

No	Flag	Mark	Frequency (MHz)	Measure Level (dBuV/m)	Reading Level (dBuV)	Over Limit (dB)	Limit (dBuV/m)	Factor (dB)	Type
1		*	5322.150	80.337	76.484	N/A	N/A	3.853	AV
2			5350.000	38.899	34.994	-15.101	54.000	3.904	AV

Note: Measure Level (dBμV/m) = Reading Level (dBμV) + Factor (dB)

Factor (dB) = Cable Loss (dB) + Antenna Factor (dB/m) - Pre-amplifier Factor (dB)

Site: AC1	Time: 2017/07/22 - 06:09
Limit: FCC_Part15.209_RE(3m)	Engineer: Dandy Li
Probe: BBHA9120D_1GHz_18GHz	Polarity: Horizontal
EUT: Thermal Printer	Power: AC 120V/60Hz
Test Mode: Transmit by 802.11n-HT40 at channel 5510MHz Ant 0	

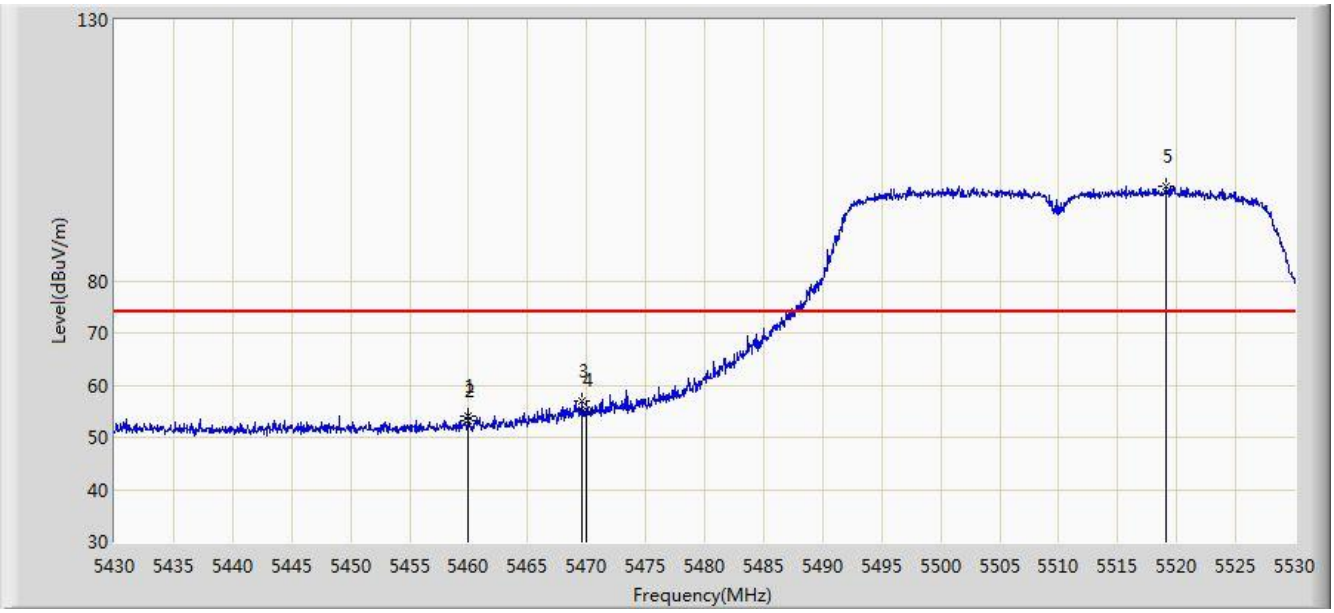

No	Flag	Mark	Frequency (MHz)	Measure Level (dBuV/m)	Reading Level (dBuV)	Over Limit (dB)	Limit (dBuV/m)	Factor (dB)	Type
1			5459.950	54.102	49.922	-19.898	74.000	4.180	PK
2			5460.000	53.265	49.085	-20.735	74.000	4.180	PK
3			5469.650	56.817	52.615	-17.183	74.000	4.202	PK
4			5470.000	55.219	51.017	-18.781	74.000	4.202	PK
5		*	5519.150	98.108	93.780	N/A	N/A	4.328	PK

Note: Measure Level (dBμV/m) = Reading Level (dBμV) + Factor (dB)

Factor (dB) = Cable Loss (dB) + Antenna Factor (dB/m) - Pre-amplifier Factor (dB)

Site: AC1	Time: 2017/07/22 - 06:10
Limit: FCC_Part15.209_RE(3m)	Engineer: Dandy Li
Probe: BBHA9120D_1GHz_18GHz	Polarity: Horizontal
EUT: Thermal Printer	Power: AC 120V/60Hz
Test Mode: Transmit by 802.11n-HT40 at channel 5510MHz Ant 0	

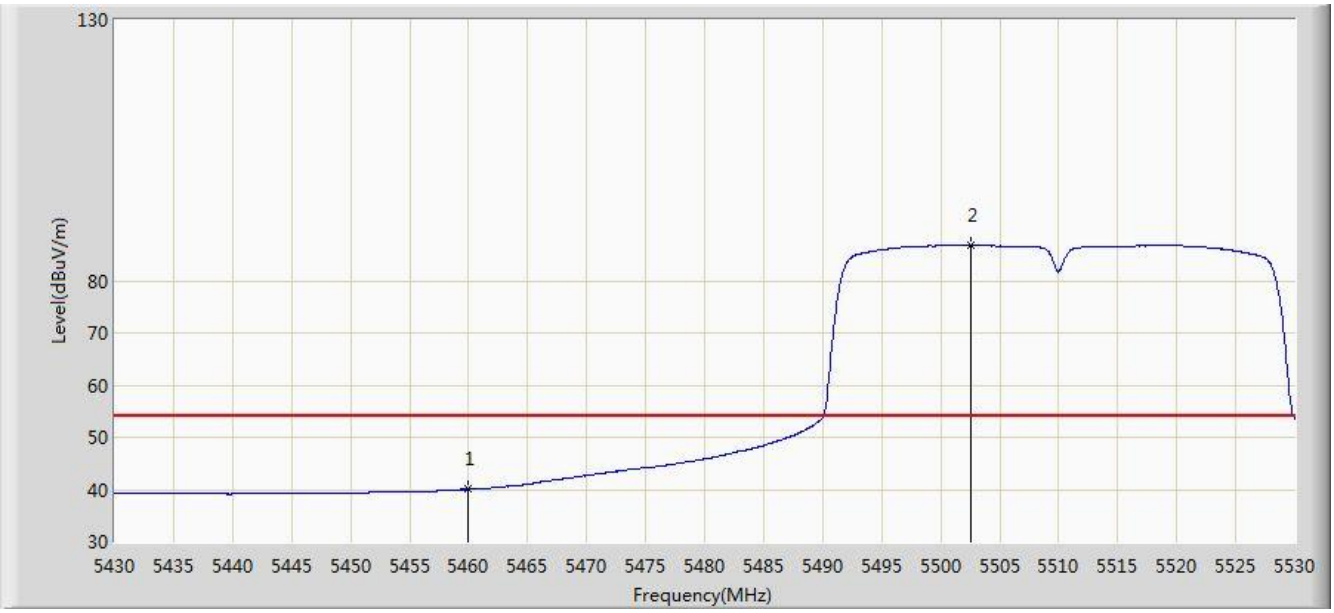

No	Flag	Mark	Frequency (MHz)	Measure Level (dBuV/m)	Reading Level (dBuV)	Over Limit (dB)	Limit (dBuV/m)	Factor (dB)	Type
1			5460.000	40.081	35.901	-13.919	54.000	4.180	AV
2		*	5502.600	86.779	82.499	N/A	N/A	4.280	AV

Note: Measure Level (dBμV/m) = Reading Level (dBμV) + Factor (dB)

Factor (dB) = Cable Loss (dB) + Antenna Factor (dB/m) - Pre-amplifier Factor (dB)

Site: AC1	Time: 2017/07/22 - 06:10
Limit: FCC_Part15.209_RE(3m)	Engineer: Dandy Li
Probe: BBHA9120D_1GHz_18GHz	Polarity: Vertical
EUT: Thermal Printer	Power: AC 120V/60Hz
Test Mode: Transmit by 802.11n-HT40 at channel 5510MHz Ant 0	

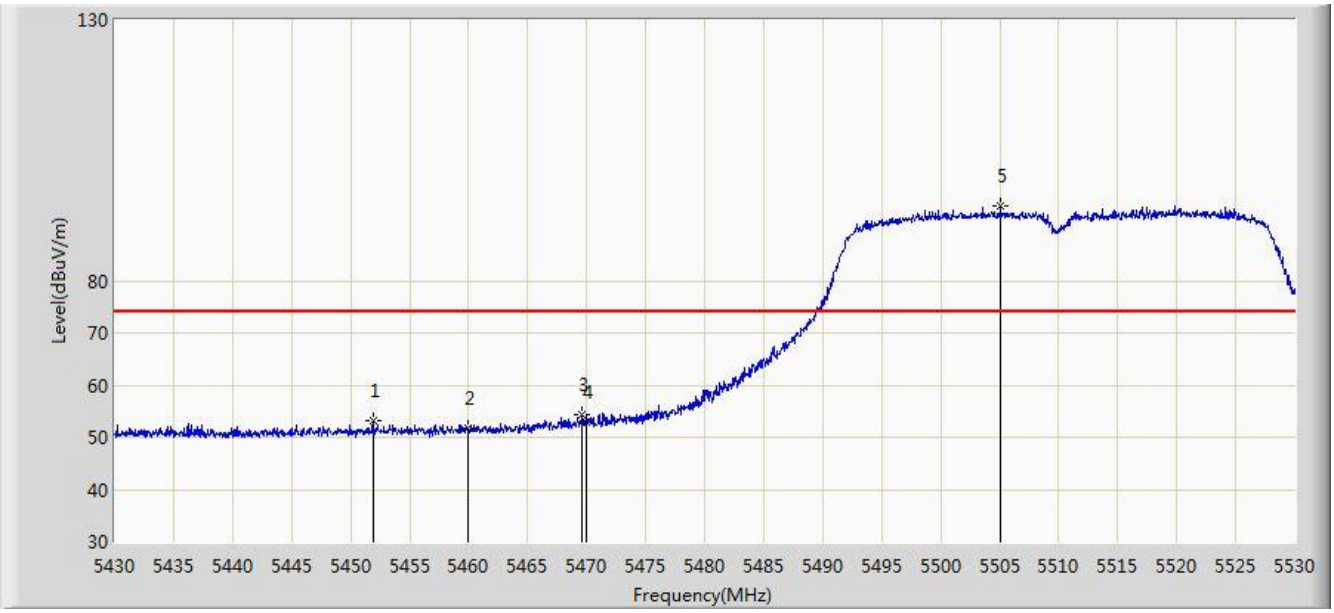

No	Flag	Mark	Frequency (MHz)	Measure Level (dBuV/m)	Reading Level (dBuV)	Over Limit (dB)	Limit (dBuV/m)	Factor (dB)	Type
1			5451.900	53.236	49.075	-20.764	74.000	4.161	PK
2			5460.000	51.708	47.528	-22.292	74.000	4.180	PK
3			5469.650	54.488	50.286	-19.512	74.000	4.202	PK
4			5470.000	52.989	48.787	-21.011	74.000	4.202	PK
5		*	5505.050	94.256	89.969	N/A	N/A	4.287	PK

Note: Measure Level (dBμV/m) = Reading Level (dBμV) + Factor (dB)

Factor (dB) = Cable Loss (dB) + Antenna Factor (dB/m) - Pre-amplifier Factor (dB)

Site: AC1	Time: 2017/07/22 - 06:11
Limit: FCC_Part15.209_RE(3m)	Engineer: Dandy Li
Probe: BBHA9120D_1GHz_18GHz	Polarity: Vertical
EUT: Thermal Printer	Power: AC 120V/60Hz
Test Mode: Transmit by 802.11n-HT40 at channel 5510MHz Ant 0	

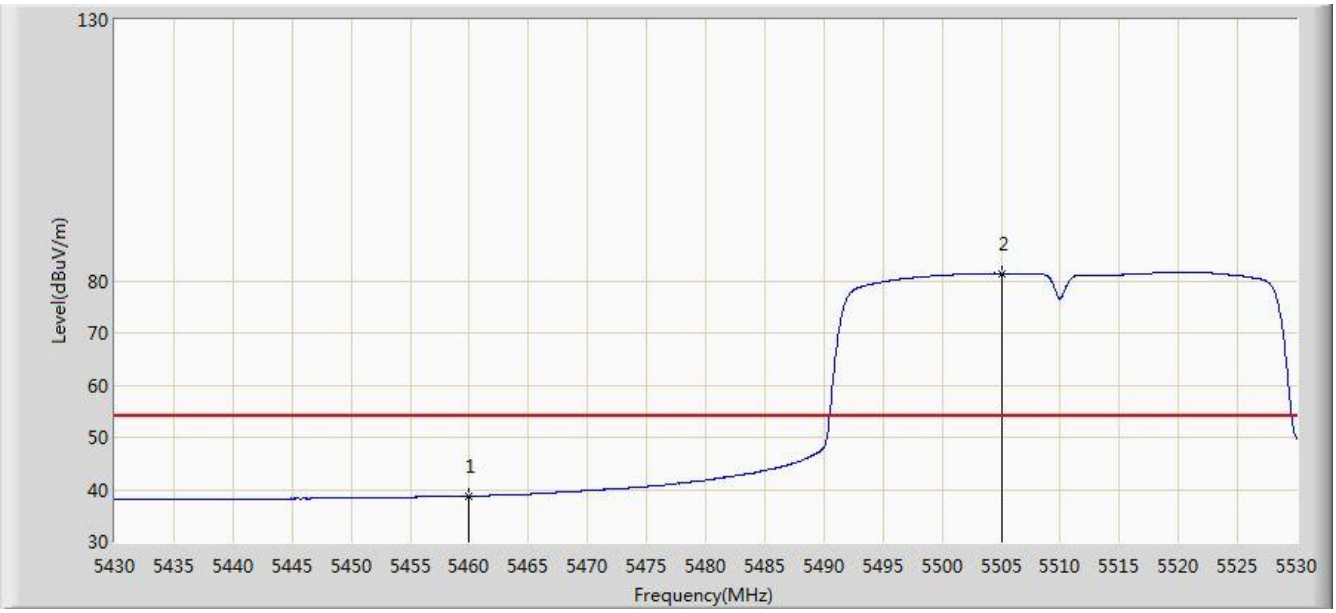

No	Flag	Mark	Frequency (MHz)	Measure Level (dBuV/m)	Reading Level (dBuV)	Over Limit (dB)	Limit (dBuV/m)	Factor (dB)	Type
1			5460.000	38.782	34.602	-15.218	54.000	4.180	AV
2		*	5505.050	81.439	77.152	N/A	N/A	4.287	AV

Note: Measure Level (dBμV/m) = Reading Level (dBμV) + Factor (dB)

Factor (dB) = Cable Loss (dB) + Antenna Factor (dB/m) - Pre-amplifier Factor (dB)

Site: AC1	Time: 2017/07/22 - 06:12
Limit: FCC_Part15.209_RE(3m)	Engineer: Dandy Li
Probe: BBHA9120D_1GHz_18GHz	Polarity: Horizontal
EUT: Thermal Printer	Power: AC 120V/60Hz
Test Mode: Transmit by 802.11n-HT40 at channel 5670MHz Ant 0	

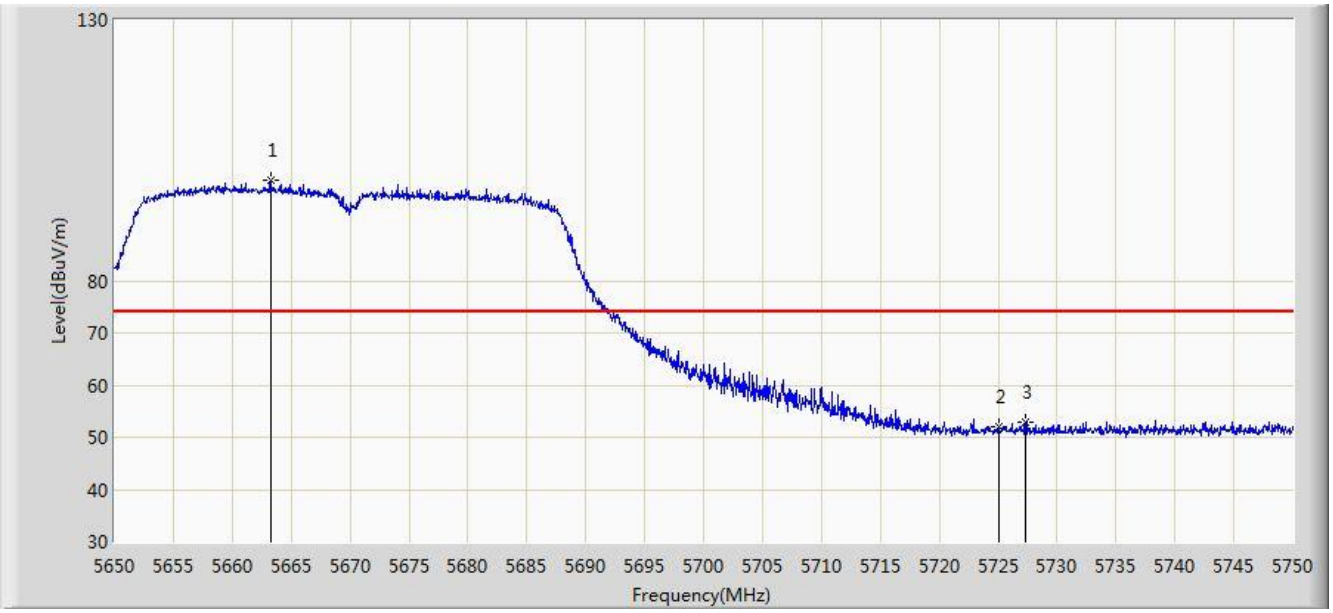

No	Flag	Mark	Frequency (MHz)	Measure Level (dBuV/m)	Reading Level (dBuV)	Over Limit (dB)	Limit (dBuV/m)	Factor (dB)	Type
1		*	5663.250	99.243	94.523	N/A	N/A	4.719	PK
2			5725.000	51.940	46.911	-22.060	74.000	5.029	PK
3			5727.300	52.848	47.804	-21.152	74.000	5.044	PK

Note: Measure Level (dBμV/m) = Reading Level (dBμV) + Factor (dB)

Factor (dB) = Cable Loss (dB) + Antenna Factor (dB/m) - Pre-amplifier Factor (dB)

Site: AC1	Time: 2017/07/22 - 06:13
Limit: FCC_Part15.209_RE(3m)	Engineer: Dandy Li
Probe: BBHA9120D_1GHz_18GHz	Polarity: Horizontal
EUT: Thermal Printer	Power: AC 120V/60Hz
Test Mode: Transmit by 802.11n-HT40 at channel 5670MHz Ant 0	

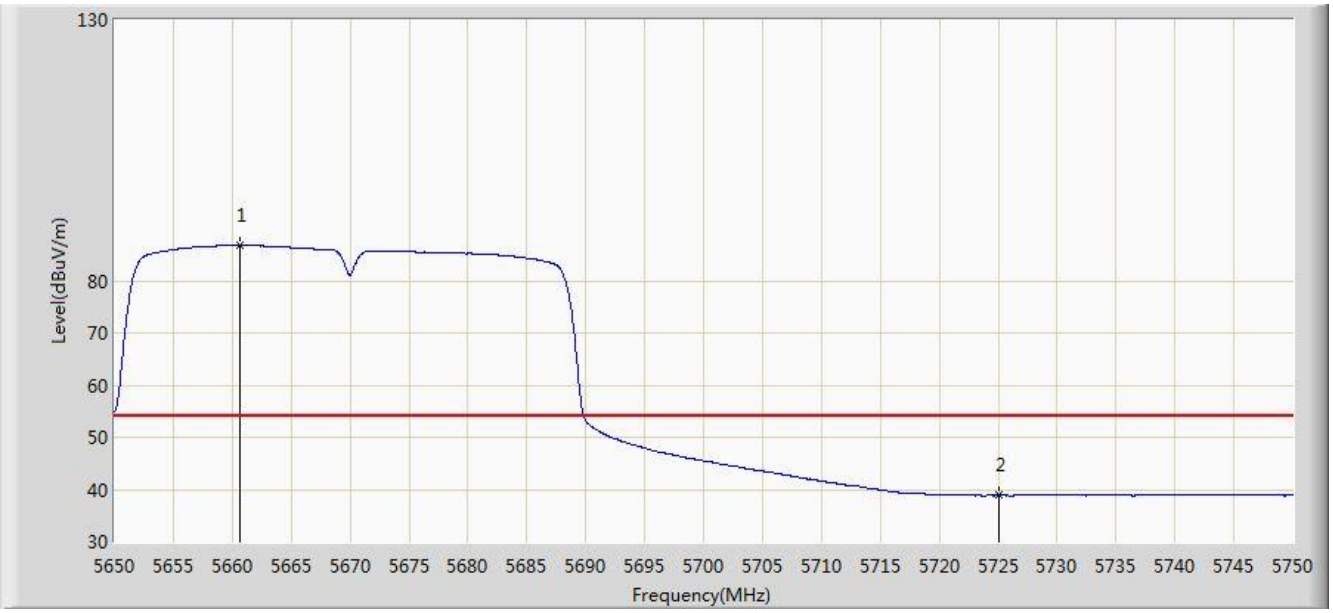

No	Flag	Mark	Frequency (MHz)	Measure Level (dBuV/m)	Reading Level (dBuV)	Over Limit (dB)	Limit (dBuV/m)	Factor (dB)	Type
1		*	5660.700	86.727	82.017	N/A	N/A	4.709	AV
2			5725.000	38.882	33.853	-15.118	54.000	5.029	AV

Note: Measure Level (dBμV/m) = Reading Level (dBμV) + Factor (dB)

Factor (dB) = Cable Loss (dB) + Antenna Factor (dB/m) - Pre-amplifier Factor (dB)

Site: AC1	Time: 2017/07/22 - 06:13
Limit: FCC_Part15.209_RE(3m)	Engineer: Dandy Li
Probe: BBHA9120D_1GHz_18GHz	Polarity: Vertical
EUT: Thermal Printer	Power: AC 120V/60Hz
Test Mode: Transmit by 802.11n-HT40 at channel 5670MHz Ant 0	

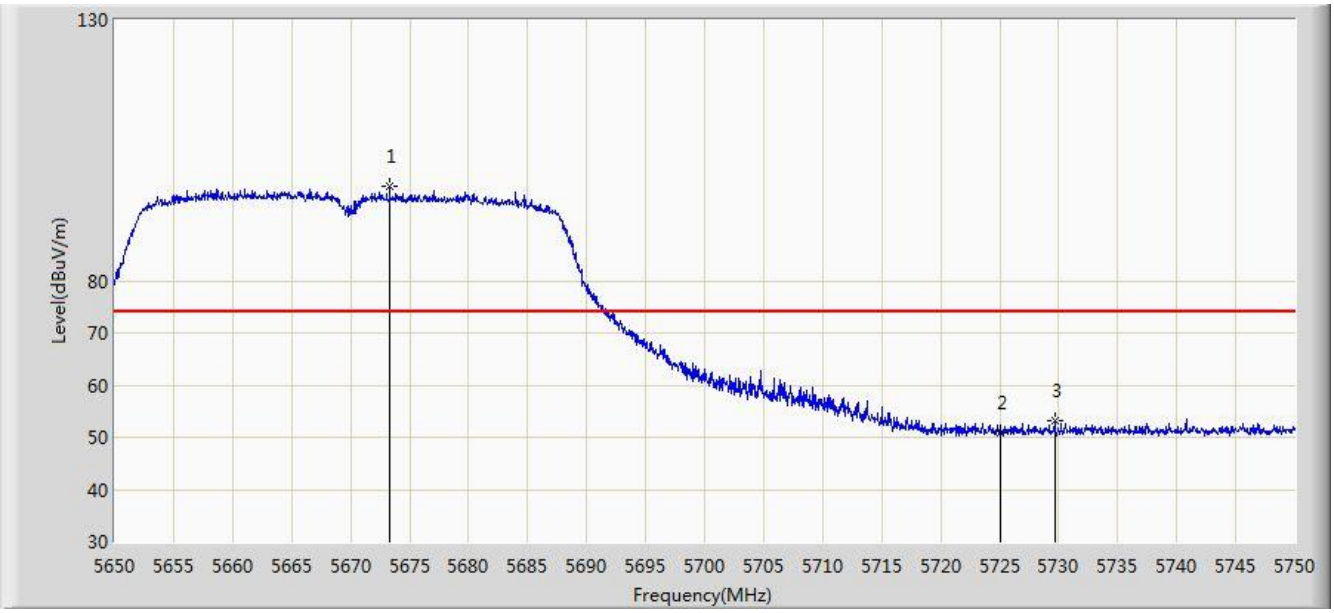

No	Flag	Mark	Frequency (MHz)	Measure Level (dBuV/m)	Reading Level (dBuV)	Over Limit (dB)	Limit (dBuV/m)	Factor (dB)	Type
1		*	5673.300	97.986	93.226	N/A	N/A	4.760	PK
2			5725.000	50.967	45.938	-23.033	74.000	5.029	PK
3			5729.650	53.145	48.086	-20.855	74.000	5.059	PK

Note: Measure Level (dBμV/m) = Reading Level (dBμV) + Factor (dB)

Factor (dB) = Cable Loss (dB) + Antenna Factor (dB/m) - Pre-amplifier Factor (dB)

Site: AC1	Time: 2017/07/22 - 06:14
Limit: FCC_Part15.209_RE(3m)	Engineer: Dandy Li
Probe: BBHA9120D_1GHz_18GHz	Polarity: Vertical
EUT: Thermal Printer	Power: AC 120V/60Hz
Test Mode: Transmit by 802.11n-HT40 at channel 5670MHz Ant 0	

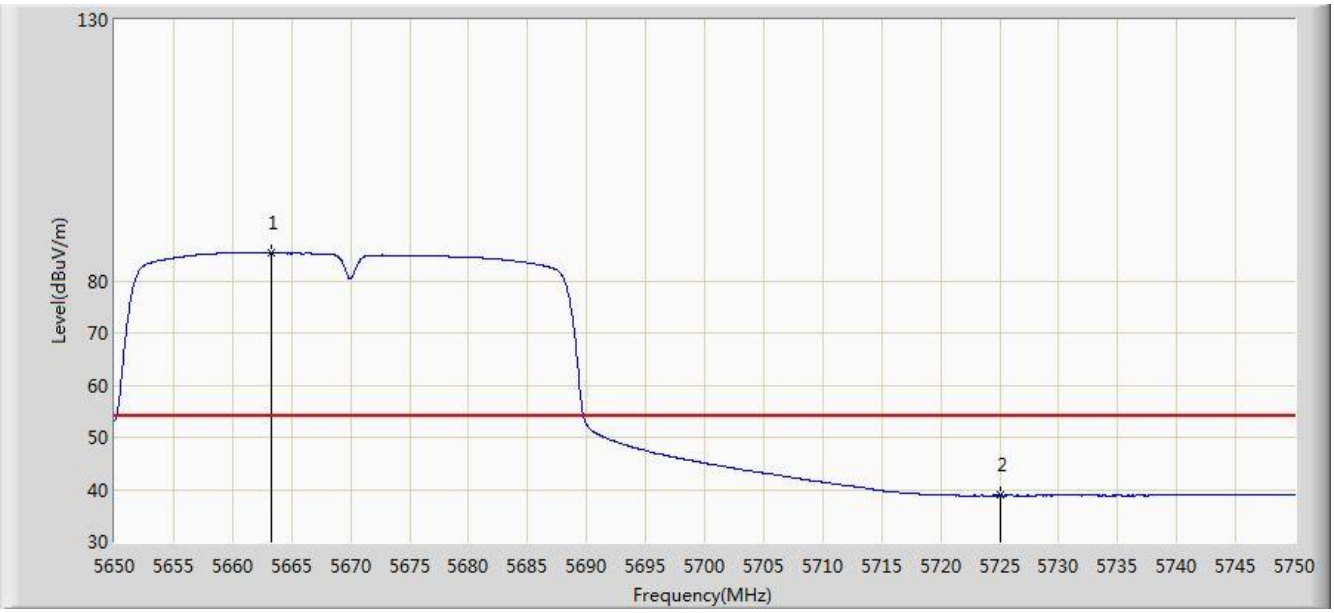

No	Flag	Mark	Frequency (MHz)	Measure Level (dBuV/m)	Reading Level (dBuV)	Over Limit (dB)	Limit (dBuV/m)	Factor (dB)	Type
1		*	5663.300	85.325	80.605	N/A	N/A	4.719	AV
2			5725.000	38.843	33.814	-15.157	54.000	5.029	AV

Note: Measure Level (dBμV/m) = Reading Level (dBμV) + Factor (dB)

Factor (dB) = Cable Loss (dB) + Antenna Factor (dB/m) - Pre-amplifier Factor (dB)

Site: AC1	Time: 2017/07/22 - 06:15
Limit: FCC_Part15.209_RE(3m)	Engineer: Dandy Li
Probe: BBHA9120D_1GHz_18GHz	Polarity: Horizontal
EUT: Thermal Printer	Power: AC 120V/60Hz
Test Mode: Transmit by 802.11n-HT40 at channel 5755MHz Ant 0	

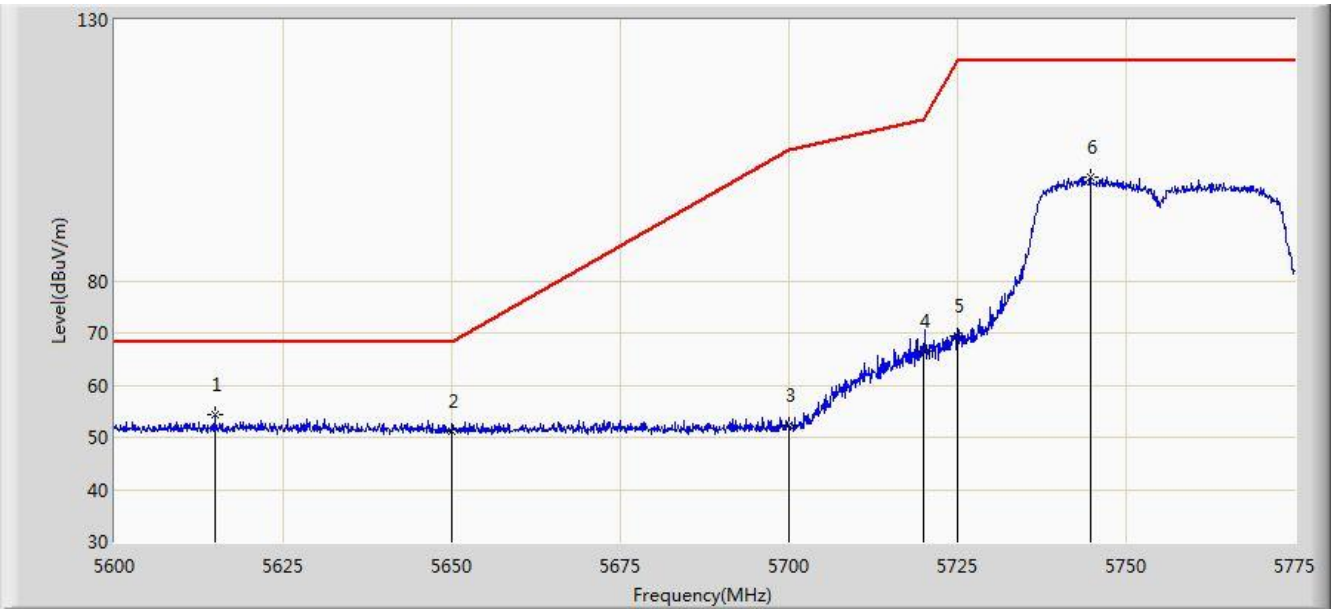

No	Flag	Mark	Frequency (MHz)	Measure Level (dBuV/m)	Reading Level (dBuV)	Over Limit (dB)	Limit (dBuV/m)	Factor (dB)	Type
1		*	5614.875	54.382	49.816	-13.818	68.200	4.566	PK
2			5650.000	51.199	46.528	-17.001	68.200	4.671	PK
3			5700.000	52.249	47.371	-52.951	105.200	4.878	PK
4			5720.000	66.611	61.614	-44.189	110.800	4.997	PK
5			5725.000	69.443	64.414	-52.757	122.200	5.029	PK
6			5744.638	99.855	94.702	N/A	N/A	5.152	PK

Note: Measure Level (dBμV/m) = Reading Level (dBμV) + Factor (dB)

Factor (dB) = Cable Loss (dB) + Antenna Factor (dB/m) - Pre-amplifier Factor (dB)

Site: AC1	Time: 2017/07/22 - 06:17
Limit: FCC_Part15.209_RE(3m)	Engineer: Dandy Li
Probe: BBHA9120D_1GHz_18GHz	Polarity: Vertical
EUT: Thermal Printer	Power: AC 120V/60Hz
Test Mode: Transmit by 802.11n-HT40 at channel 5755MHz Ant 0	

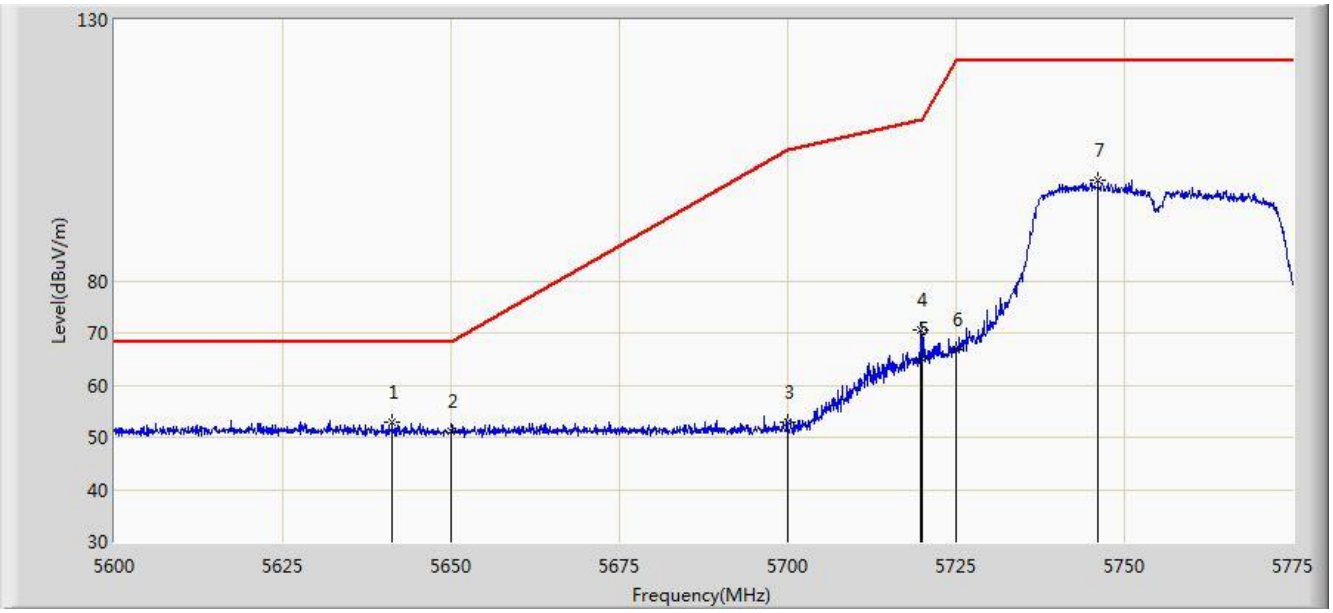

No	Flag	Mark	Frequency (MHz)	Measure Level (dBuV/m)	Reading Level (dBuV)	Over Limit (dB)	Limit (dBuV/m)	Factor (dB)	Type
1		*	5641.212	52.834	48.192	-15.366	68.200	4.641	PK
2			5650.000	51.048	46.377	-17.152	68.200	4.671	PK
3			5700.000	52.818	47.940	-52.382	105.200	4.878	PK
4			5719.788	70.552	65.556	-40.189	110.741	4.995	PK
5			5720.000	65.209	60.212	-45.591	110.800	4.997	PK
6			5725.000	66.675	61.646	-55.525	122.200	5.029	PK
7			5746.038	99.261	94.100	N/A	N/A	5.161	PK

Note: Measure Level (dBμV/m) = Reading Level (dBμV) + Factor (dB)

Factor (dB) = Cable Loss (dB) + Antenna Factor (dB/m) - Pre-amplifier Factor (dB)

Site: AC1	Time: 2017/07/22 - 06:19
Limit: FCC_Part15.209_RE(3m)	Engineer: Dandy Li
Probe: BBHA9120D_1GHz_18GHz	Polarity: Horizontal
EUT: Thermal Printer	Power: AC 120V/60Hz
Test Mode: Transmit by 802.11n-HT40 at channel 5795MHz Ant 0	

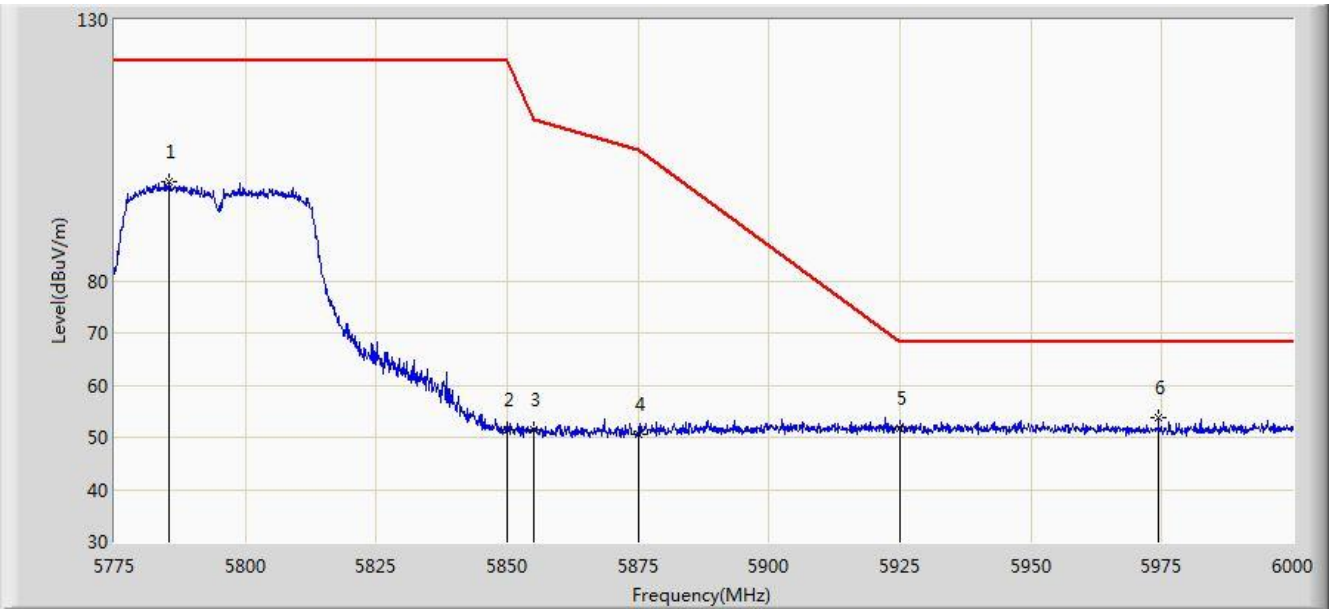

No	Flag	Mark	Frequency (MHz)	Measure Level (dBuV/m)	Reading Level (dBuV)	Over Limit (dB)	Limit (dBuV/m)	Factor (dB)	Type
1			5785.350	98.942	93.574	N/A	N/A	5.368	PK
2			5850.000	51.594	45.868	-70.606	122.200	5.726	PK
3			5855.000	51.574	45.828	-59.226	110.800	5.746	PK
4			5875.000	50.636	44.816	-54.564	105.200	5.820	PK
5			5925.000	51.627	45.661	-16.573	68.200	5.967	PK
6		*	5974.350	53.637	47.569	-14.563	68.200	6.068	PK

Note: Measure Level (dBμV/m) = Reading Level (dBμV) + Factor (dB)

Factor (dB) = Cable Loss (dB) + Antenna Factor (dB/m) - Pre-amplifier Factor (dB)

Site: AC1	Time: 2017/07/22 - 06:21
Limit: FCC_Part15.209_RE(3m)	Engineer: Dandy Li
Probe: BBHA9120D_1GHz_18GHz	Polarity: Vertical
EUT: Thermal Printer	Power: AC 120V/60Hz
Test Mode: Transmit by 802.11n-HT40 at channel 5795MHz Ant 0	

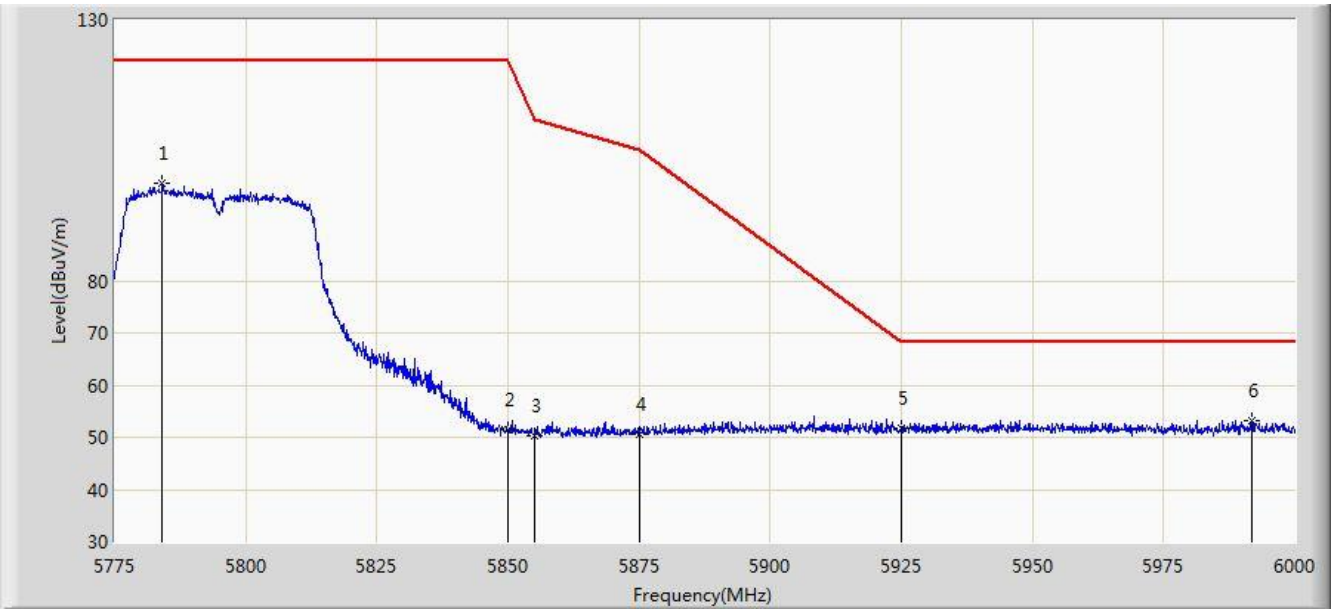

No	Flag	Mark	Frequency (MHz)	Measure Level (dBuV/m)	Reading Level (dBuV)	Over Limit (dB)	Limit (dBuV/m)	Factor (dB)	Type
1			5784.112	98.706	93.344	N/A	N/A	5.362	PK
2			5850.000	51.499	45.773	-70.701	122.200	5.726	PK
3			5855.000	50.378	44.632	-60.422	110.800	5.746	PK
4			5875.000	50.557	44.737	-54.643	105.200	5.820	PK
5			5925.000	51.749	45.783	-16.451	68.200	5.967	PK
6		*	5991.900	53.290	47.193	-14.910	68.200	6.097	PK

Note: Measure Level (dBμV/m) = Reading Level (dBμV) + Factor (dB)

Factor (dB) = Cable Loss (dB) + Antenna Factor (dB/m) - Pre-amplifier Factor (dB)

Site: AC1	Time: 2017/07/21 - 07:33
Limit: FCC_Part15.209_RE(3m)	Engineer: Dandy Li
Probe: BBHA9120D_1GHz_18GHz	Polarity: Horizontal
EUT: Thermal Printer	Power: AC 120V/60Hz
Test Mode: Transmit by 802.11a at channel 5180MHz Ant 1	

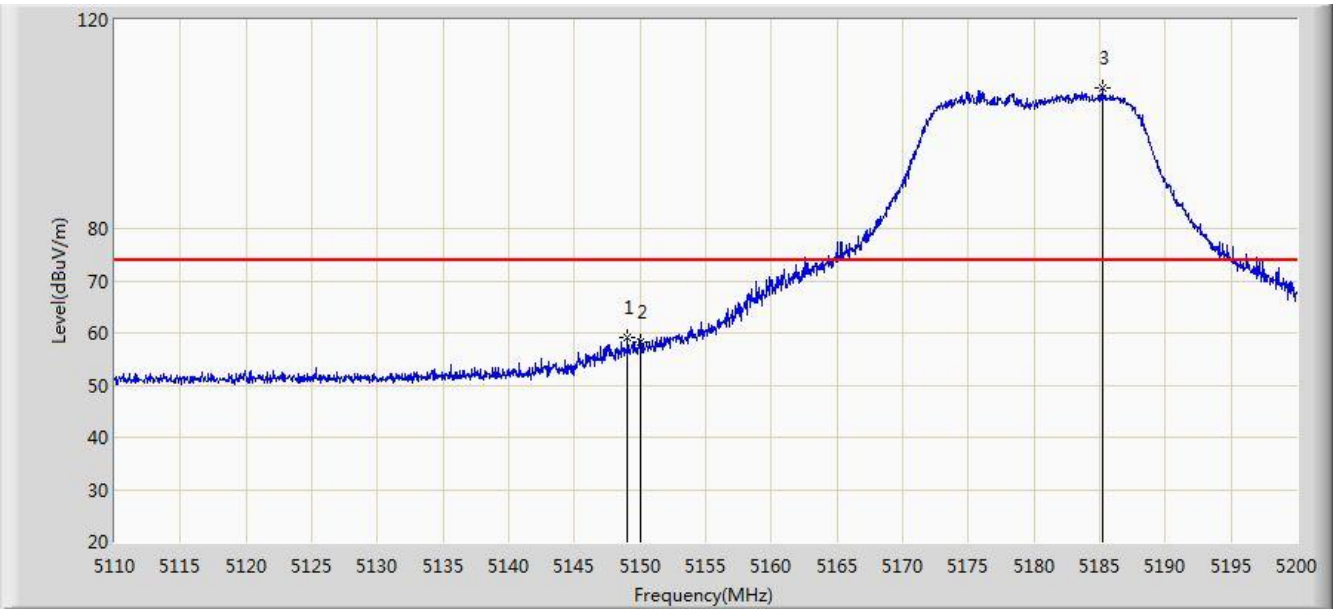

No	Flag	Mark	Frequency (MHz)	Measure Level (dBuV/m)	Reading Level (dBuV)	Over Limit (dB)	Limit (dBuV/m)	Factor (dB)	Type
1			5149.015	59.159	54.987	-14.841	74.000	4.173	PK
2			5150.000	58.380	54.211	-15.620	74.000	4.170	PK
3		*	5185.195	106.984	102.934	N/A	N/A	4.050	PK

Note: Measure Level (dBµV/m) = Reading Level (dBµV) + Factor (dB)

Factor (dB) = Cable Loss (dB) + Antenna Factor (dB/m) - Pre-amplifier Factor (dB)

Site: AC1	Time: 2017/07/21 - 07:35
Limit: FCC_Part15.209_RE(3m)	Engineer: Dandy Li
Probe: BBHA9120D_1GHz_18GHz	Polarity: Horizontal
EUT: Thermal Printer	Power: AC 120V/60Hz
Test Mode: Transmit by 802.11a at channel 5180MHz Ant 1	

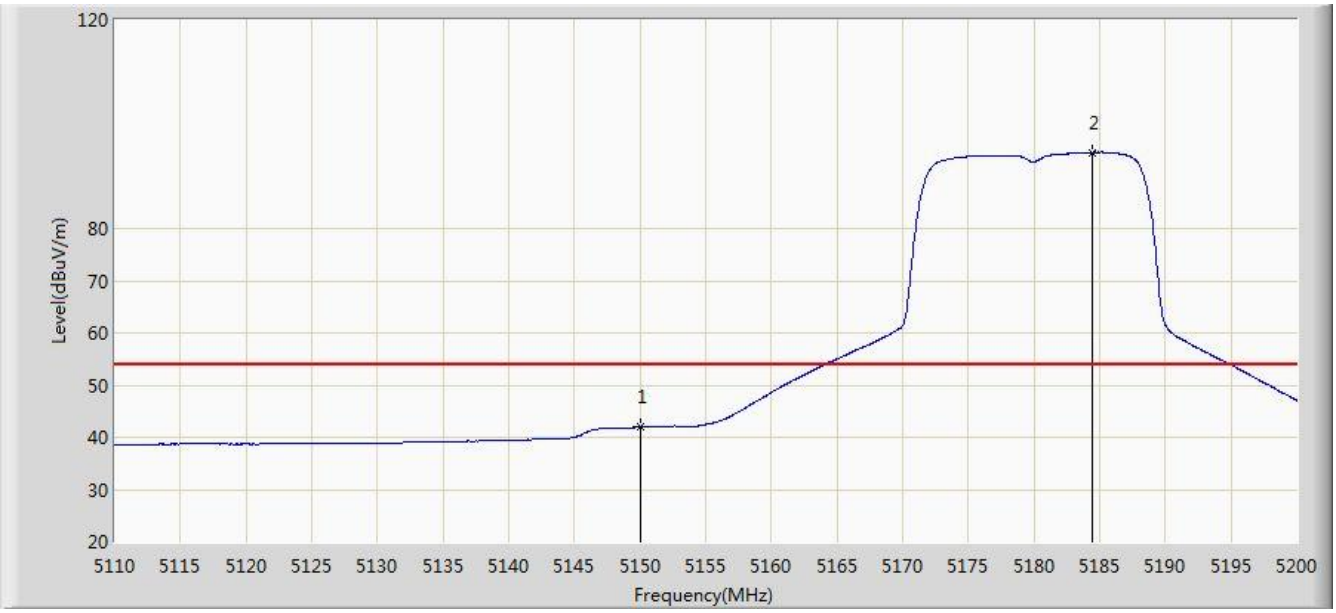

No	Flag	Mark	Frequency (MHz)	Measure Level (dBuV/m)	Reading Level (dBuV)	Over Limit (dB)	Limit (dBuV/m)	Factor (dB)	Type
1			5150.000	41.968	37.799	-12.032	54.000	4.170	AV
2		*	5184.430	94.621	90.568	N/A	N/A	4.053	AV

Note: Measure Level (dBμV/m) = Reading Level (dBμV) + Factor (dB)

Factor (dB) = Cable Loss (dB) + Antenna Factor (dB/m) - Pre-amplifier Factor (dB)

Site: AC1	Time: 2017/07/21 - 07:35
Limit: FCC_Part15.209_RE(3m)	Engineer: Dandy Li
Probe: BBHA9120D_1GHz_18GHz	Polarity: Vertical
EUT: Thermal Printer	Power: AC 120V/60Hz
Test Mode: Transmit by 802.11a at channel 5180MHz Ant 1	

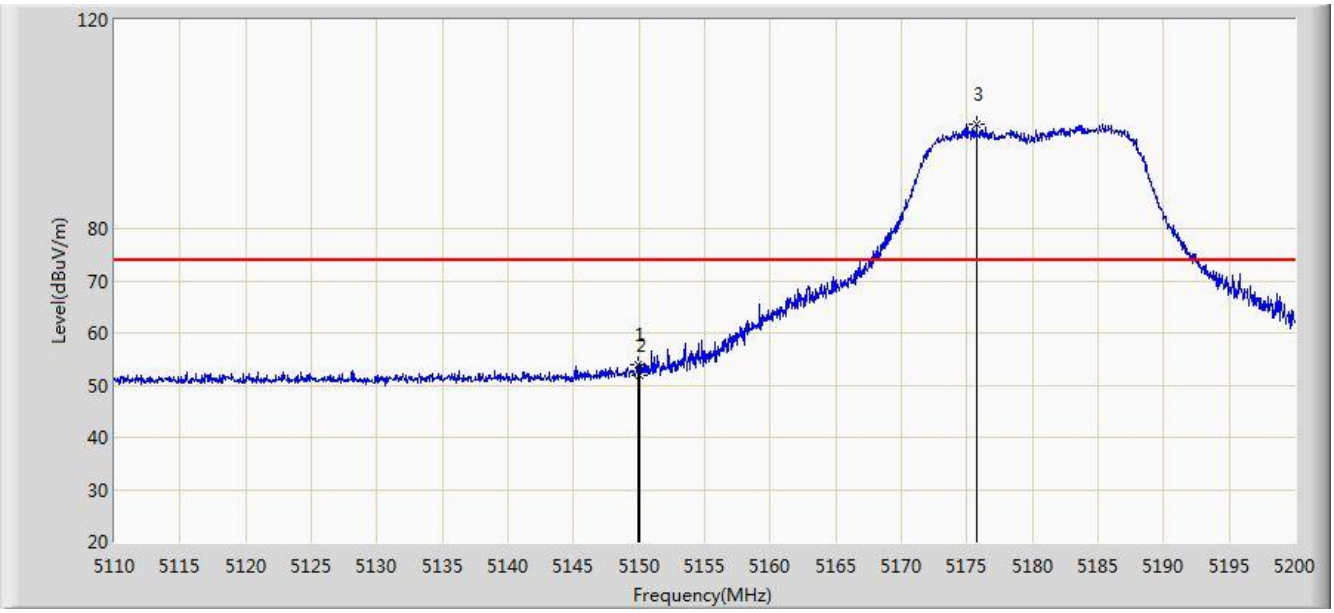

No	Flag	Mark	Frequency (MHz)	Measure Level (dBuV/m)	Reading Level (dBuV)	Over Limit (dB)	Limit (dBuV/m)	Factor (dB)	Type
1			5149.870	53.933	49.763	-20.067	74.000	4.170	PK
2			5150.000	52.007	47.838	-21.993	74.000	4.170	PK
3		*	5175.745	100.143	96.059	N/A	N/A	4.084	PK

Note: Measure Level (dBμV/m) = Reading Level (dBμV) + Factor (dB)

Factor (dB) = Cable Loss (dB) + Antenna Factor (dB/m) - Pre-amplifier Factor (dB)