Test Laboratory: Compliance Certification Services

Lap Held Position - Cell Band (ThinkPad R60)

DUT: R60; Type: Host Laptop; Serial: N/A

Communication System: CDMA; Frequency: 824.7 MHz;Duty Cycle: 1:1
Medium parameters used: f = 825 MHz; σ = 0.954 mho/m; ε_r = 53.9; ρ = 1000 kg/m^3
Phantom section: Flat Section

Room Ambient Temperature: 23.0deg. C; Liquid Temperature: 22.0 deg. C

DASY4 Configuration:
- Area Scan setting - Find Secondary Maximum Within: 2.0 dB and with a peak SAR value greater than 0.0012W/kg
- Probe: EX3DV4 - SN3552; ConvF(9.57, 9.57, 9.57); Calibrated: 5/30/2006
- Sensor-Surface: 4mm (Mechanical Surface Detection)
- Electronics: DAE4 SN558; Calibrated: 1/20/2006
- Phantom: SAM 1; Type: SAM 1; Serial: 1185
- Measurement SW: DASY4, V4.7 Build 44; Postprocessing SW: SEMCAD, V1.8 Build 171

1xRTT L ch/Area Scan (10x10x1): Measurement grid: dx=15mm, dy=15mm
Maximum value of SAR (measured) = 0.035 mW/g

1xRTT L ch/Zoom Scan (5x5x7)/Cube 0: Measurement grid: dx=7.5mm, dy=7.5mm, dz=5mm
Reference Value = 5.50 V/m; Power Drift = -0.153 dB
Peak SAR (extrapolated) = 0.046 W/kg
SAR(1 g) = 0.034 mW/g; SAR(10 g) = 0.025 mW/g
Maximum value of SAR (measured) = 0.036 mW/g

1xRTT L ch/Zoom Scan (5x5x7)/Cube 1: Measurement grid: dx=7.5mm, dy=7.5mm, dz=5mm
Reference Value = 5.50 V/m; Power Drift = -0.153 dB
Peak SAR (extrapolated) = 0.043 W/kg
SAR(1 g) = 0.031 mW/g; SAR(10 g) = 0.023 mW/g

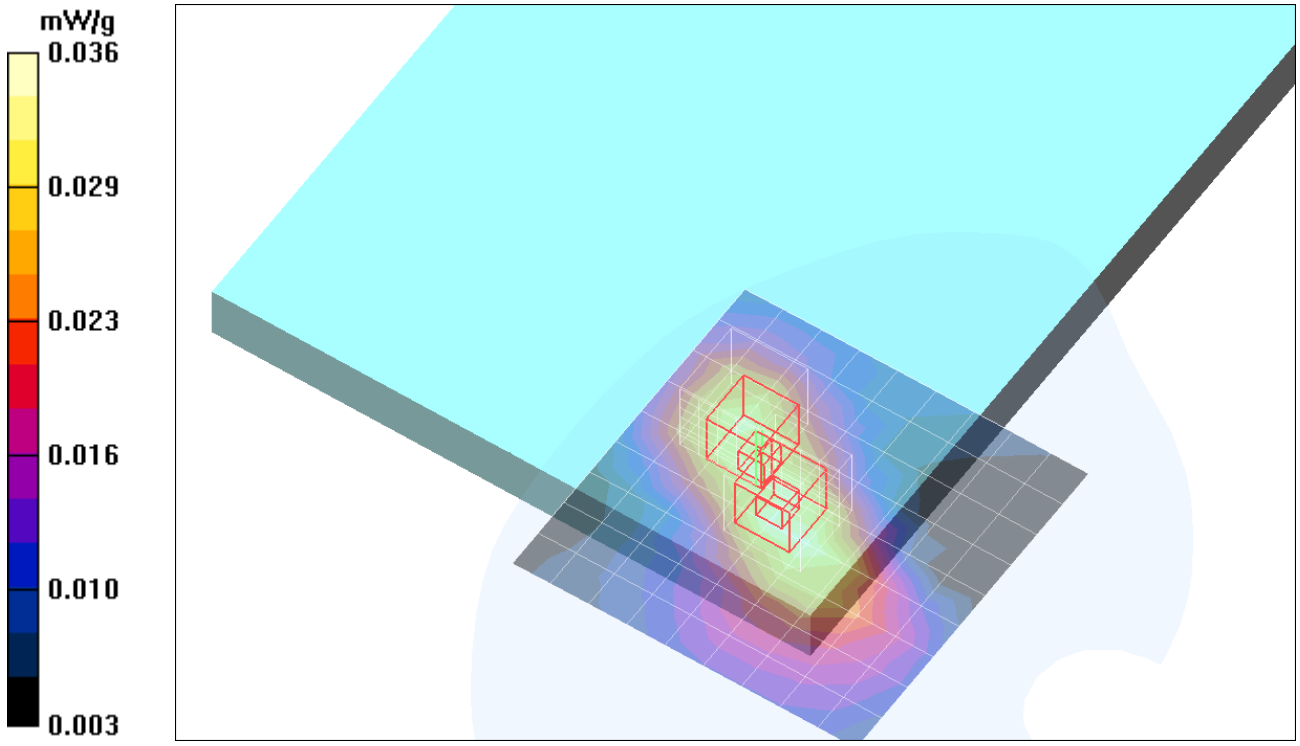

Test Laboratory: Compliance Certification Services

Lap Held Position - Cell Band (ThinkPad R60)

DUT: R60; Type: Host Laptop; Serial: N/A

Communication System: CDMA; Frequency: 836.52 MHz;Duty Cycle: 1:1
Medium parameters used (interpolated): f = 836.52 MHz; σ = 0.966 mho/m; ε_r = 53.8; ρ = 1000 kg/m^3
Phantom section: Flat Section

Room Ambient Temperature: 23.0deg. C; Liquid Temperature: 22.0 deg. C

DASY4 Configuration:
- Area Scan setting - Find Secondary Maximum Within: 2.0 dB and with a peak SAR value greater than 0.0012W/kg
- Probe: EX3DV4 - SN3552; ConvF(9.57, 9.57, 9.57); Calibrated: 5/30/2006
- Sensor-Surface: 4mm (Mechanical Surface Detection)
- Electronics: DAE4 SN558; Calibrated: 1/20/2006
- Phantom: SAM 1; Type: SAM 1; Serial: 1185
- Measurement SW: DASY4, V4.7 Build 44; Postprocessing SW: SEMCAD, V1.8 Build 171

1xRTT M ch/Area Scan (10x10x1): Measurement grid: dx=15mm, dy=15mm

Info: Interpolated medium parameters used for SAR evaluation.
Maximum value of SAR (measured) = 0.042 mW/g

1xRTT M ch/Zoom Scan (5x5x7)/Cube 0: Measurement grid: dx=7.5mm, dy=7.5mm, dz=5mm

Reference Value = 5.95 V/m; Power Drift = -0.173 dB
Peak SAR (extrapolated) = 0.056 W/kg
SAR(1 g) = 0.041 mW/g; SAR(10 g) = 0.030 mW/g
Info: Interpolated medium parameters used for SAR evaluation.
Maximum value of SAR (measured) = 0.045 mW/g

1xRTT M ch/Zoom Scan (5x5x7)/Cube 1: Measurement grid: dx=7.5mm, dy=7.5mm, dz=5mm

Reference Value = 5.95 V/m; Power Drift = -0.173 dB
Peak SAR (extrapolated) = 0.044 W/kg
SAR(1 g) = 0.034 mW/g; SAR(10 g) = 0.026 mW/g
Info: Interpolated medium parameters used for SAR evaluation.
Maximum value of SAR (measured) = 0.038 mW/g

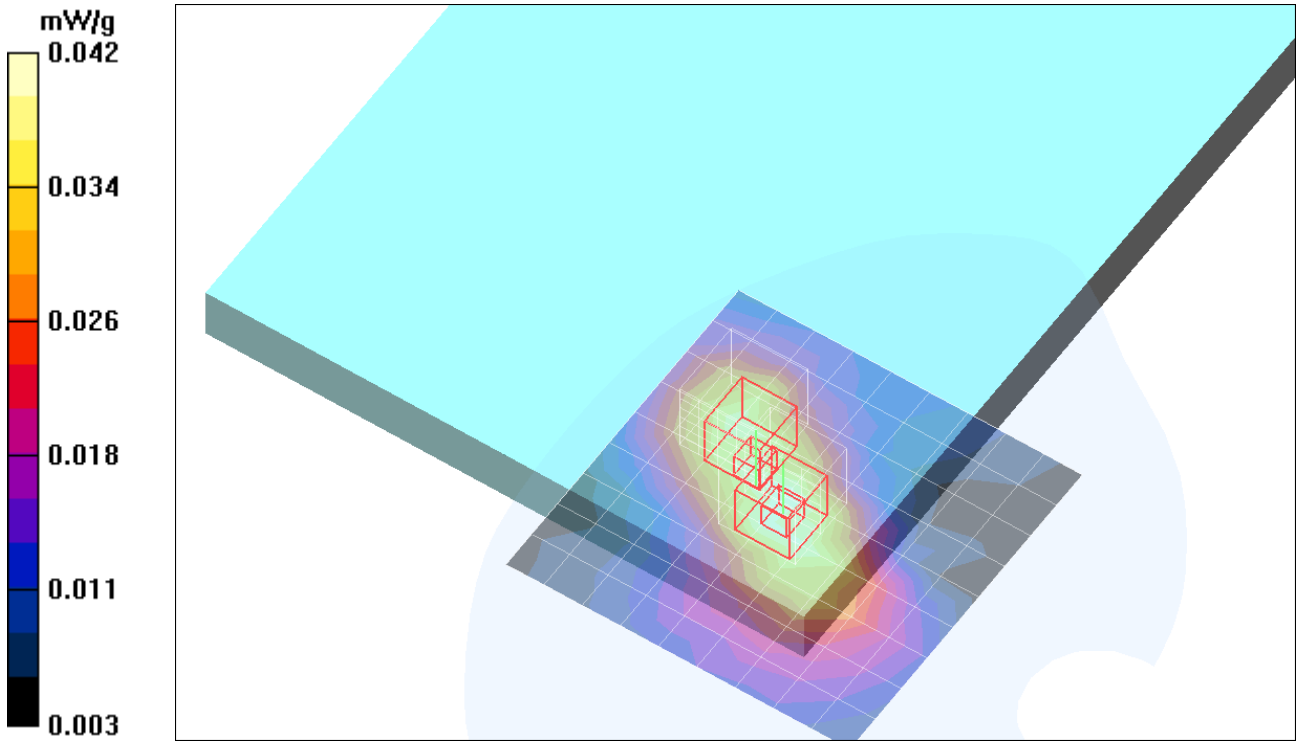

Test Laboratory: Compliance Certification Services

Lap Held Position - Cell Band (ThinkPad R60)

DUT: R60; Type: Host Laptop; Serial: N/A

Communication System: CDMA; Frequency: 848.31 MHz;Duty Cycle: 1:1
Medium parameters used (interpolated): f = 848.31 MHz; σ = 0.978 mho/m; ε_r = 53.7; ρ = 1000 kg/m^3
Phantom section: Flat Section

Room Ambient Temperature: 23.0deg. C; Liquid Temperature: 22.0 deg. C

DASY4 Configuration:
- Area Scan setting - Find Secondary Maximum Within: 2.0 dB and with a peak SAR value greater than 0.0012W/kg
- Probe: EX3DV4 - SN3552; ConvF(9.57, 9.57, 9.57); Calibrated: 5/30/2006
- Sensor-Surface: 4mm (Mechanical Surface Detection)
- Electronics: DAE4 SN558; Calibrated: 1/20/2006
- Phantom: SAM 1; Type: SAM 1; Serial: 1185
- Measurement SW: DASY4, V4.7 Build 44; Postprocessing SW: SEMCAD, V1.8 Build 171

1xRTT H ch/Area Scan (10x10x1): Measurement grid: dx=15mm, dy=15mm
Info: Interpolated medium parameters used for SAR evaluation.
Maximum value of SAR (measured) = 0.034 mW/g

1xRTT H ch/Zoom Scan (5x5x7)/Cube 0: Measurement grid: dx=7.5mm, dy=7.5mm, dz=5mm
Reference Value = 5.35 V/m; Power Drift = 0.026 dB
Peak SAR (extrapolated) = 0.046 W/kg
SAR(1 g) = 0.034 mW/g; SAR(10 g) = 0.024 mW/g
Info: Interpolated medium parameters used for SAR evaluation.
Maximum value of SAR (measured) = 0.036 mW/g

1xRTT H ch/Zoom Scan (5x5x7)/Cube 1: Measurement grid: dx=7.5mm, dy=7.5mm, dz=5mm
Reference Value = 5.35 V/m; Power Drift = 0.026 dB
Peak SAR (extrapolated) = 0.043 W/kg
SAR(1 g) = 0.030 mW/g; SAR(10 g) = 0.022 mW/g
Info: Interpolated medium parameters used for SAR evaluation.

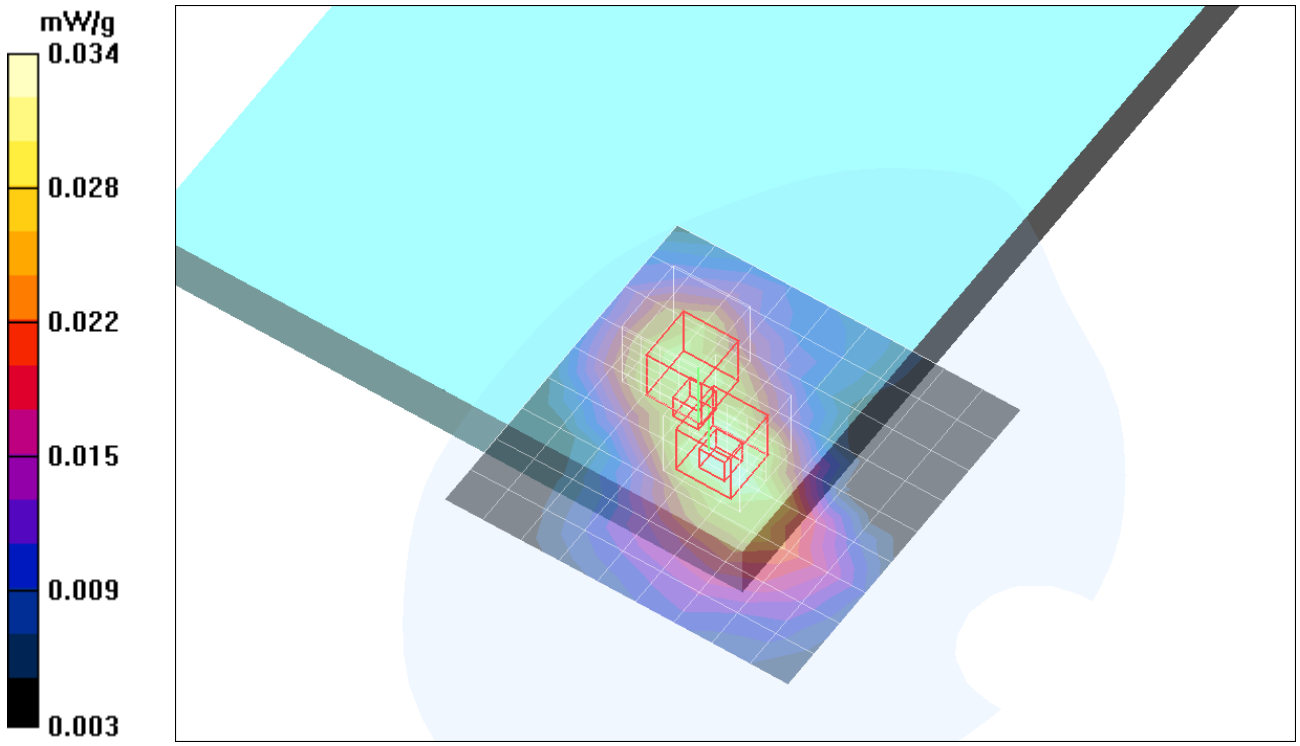

Test Laboratory: Compliance Certification Services

Lap Held Position - Cell Band (ThinkPad R60)

DUT: R60; Type: Host Laptop; Serial: N/A

Communication System: CDMA; Frequency: 836.52 MHz;Duty Cycle: 1:1
Medium parameters used (interpolated): f = 836.52 MHz; σ = 0.966 mho/m; ε_r = 53.8; ρ = 1000 kg/m^3
Phantom section: Flat Section

Room Ambient Temperature: 23.0deg. C; Liquid Temperature: 22.0 deg. C

DASY4 Configuration:
- Area Scan setting - Find Secondary Maximum Within: 2.0 dB and with a peak SAR value greater than 0.0012W/kg
- Probe: EX3DV4 - SN3552; ConvF(9.57, 9.57, 9.57); Calibrated: 5/30/2006
- Sensor-Surface: 4mm (Mechanical Surface Detection)
- Electronics: DAE4 SN558; Calibrated: 1/20/2006
- Phantom: SAM 1; Type: SAM 1; Serial: 1185
- Measurement SW: DASY4, V4.7 Build 44; Postprocessing SW: SEMCAD, V1.8 Build 171

1xEVDO M ch/Area Scan (10x10x1): Measurement grid: dx=15mm, dy=15mm
Info: Interpolated medium parameters used for SAR evaluation.
Maximum value of SAR (measured) = 0.039 mW/g

1xEVDO M ch/Zoom Scan (5x5x7)/Cube 0: Measurement grid: dx=7.5mm, dy=7.5mm, dz=5mm
Reference Value = 5.82 V/m; Power Drift = -0.093 dB
Peak SAR (extrapolated) = 0.054 W/kg
SAR(1 g) = 0.040 mW/g; SAR(10 g) = 0.029 mW/g
Info: Interpolated medium parameters used for SAR evaluation.
Maximum value of SAR (measured) = 0.042 mW/g

1xEVDO M ch/Zoom Scan (5x5x7)/Cube 1: Measurement grid: dx=7.5mm, dy=7.5mm, dz=5mm
Reference Value = 5.82 V/m; Power Drift = -0.093 dB
Peak SAR (extrapolated) = 0.054 W/kg
SAR(1 g) = 0.038 mW/g; SAR(10 g) = 0.027 mW/g
Info: Interpolated medium parameters used for SAR evaluation.

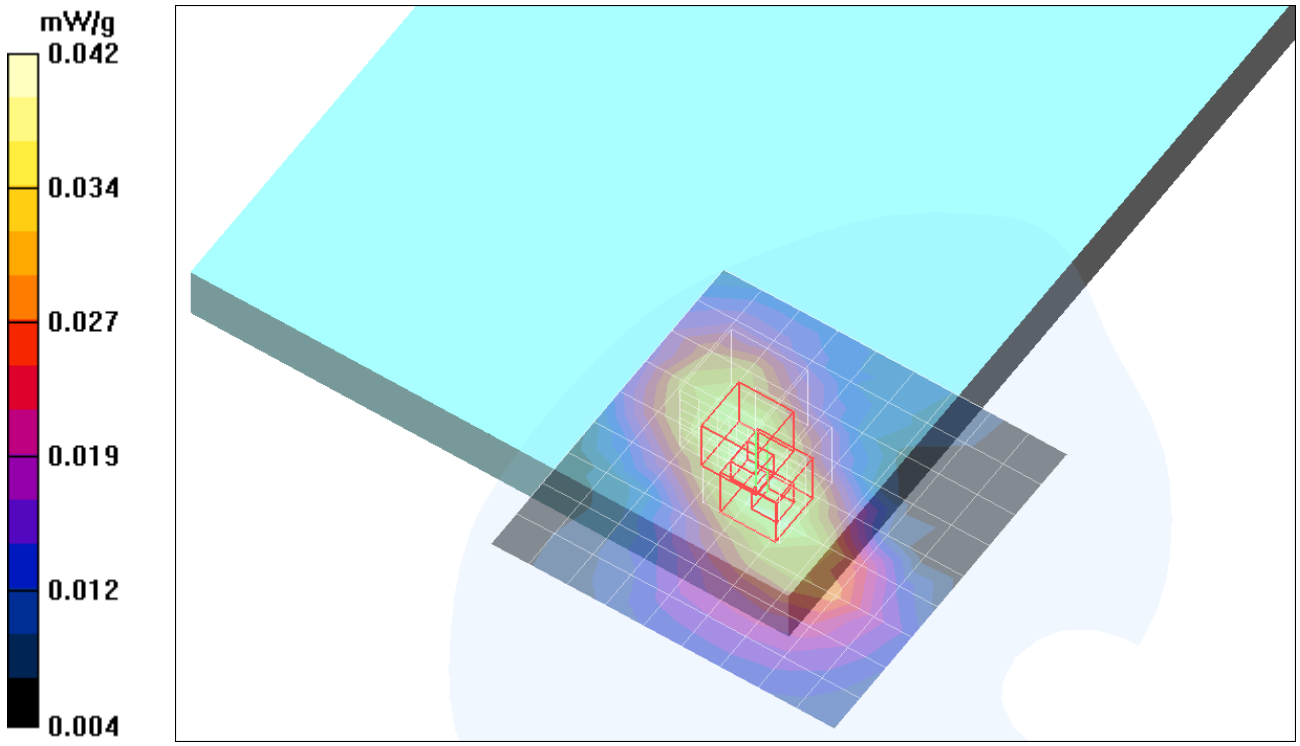

Test Laboratory: Compliance Certification Services

Lap Held Position - Cell Band (ThinkPad R60)

DUT: R60; Type: Host Laptop; Serial: N/A

Communication System: CDMA; Frequency: 836.52 MHz;Duty Cycle: 1:1
Medium parameters used (interpolated): f = 836.52 MHz; σ = 0.966 mho/m; ε_r = 53.8; ρ = 1000 kg/m^3
Phantom section: Flat Section

Room Ambient Temperature: 23.0deg. C; Liquid Temperature: 22.0 deg. C

DASY4 Configuration:
- Area Scan setting - Find Secondary Maximum Within: 2.0 dB and with a peak SAR value greater than 0.0012W/kg
- Probe: EX3DV4 - SN3552; ConvF(9.57, 9.57, 9.57); Calibrated: 5/30/2006
- Sensor-Surface: 4mm (Mechanical Surface Detection)
- Electronics: DAE4 SN558; Calibrated: 1/20/2006
- Phantom: SAM 1; Type: SAM 1; Serial: 1185
- Measurement SW: DASY4, V4.7 Build 44; Postprocessing SW: SEMCAD, V1.8 Build 171

1xRTT M ch collocation with WLAN @ 2.4GHz b mode/Area Scan (10x10x1): Measurement grid: dx=15mm, dy=15mm

Info: Interpolated medium parameters used for SAR evaluation.
Maximum value of SAR (measured) = 0.043 mW/g

1xRTT M ch collocation with WLAN @ 2.4GHz b mode/Zoom Scan (5x5x7)/Cube 0:

Measurement grid: dx=7.5mm, dy=7.5mm, dz=5mm
Reference Value = 6.51 V/m; Power Drift = 0.134 dB
Peak SAR (extrapolated) = 0.056 W/kg
SAR(1 g) = 0.041 mW/g; SAR(10 g) = 0.029 mW/g
Info: Interpolated medium parameters used for SAR evaluation.

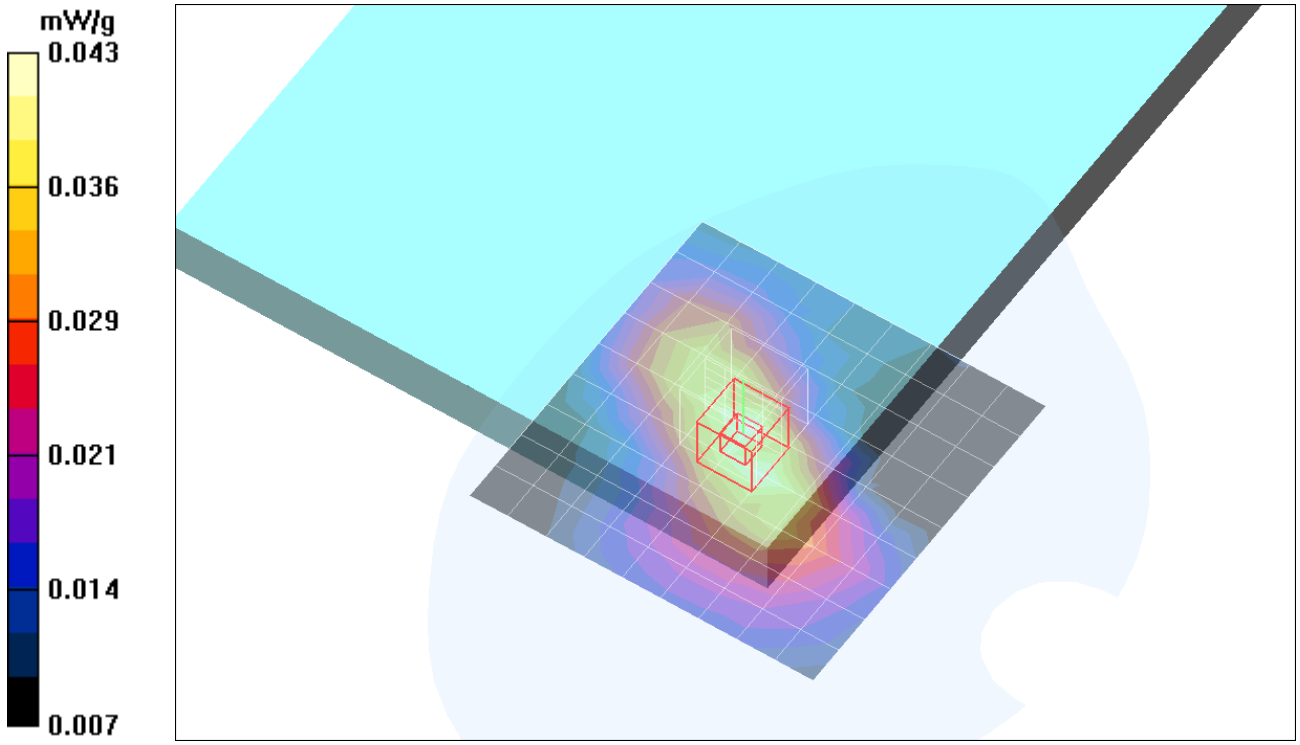

Test Laboratory: Compliance Certification Services

Lap Held Position - Cell Band (ThinkPad R60)

DUT: R60; Type: Host Laptop; Serial: N/A

Communication System: CDMA; Frequency: 836.52 MHz;Duty Cycle: 1:1
Medium parameters used (interpolated): f = 836.52 MHz; σ = 0.966 mho/m; ε_r = 53.8; ρ = 1000 kg/m^3
Phantom section: Flat Section

Room Ambient Temperature: 23.0deg. C; Liquid Temperature: 22.0 deg. C

DASY4 Configuration:
- Area Scan setting - Find Secondary Maximum Within: 2.0 dB and with a peak SAR value greater than 0.0012W/kg
- Probe: EX3DV4 - SN3552; ConvF(9.57, 9.57, 9.57); Calibrated: 5/30/2006
- Sensor-Surface: 4mm (Mechanical Surface Detection)
- Electronics: DAE4 SN558; Calibrated: 1/20/2006
- Phantom: SAM 1; Type: SAM 1; Serial: 1185
- Measurement SW: DASY4, V4.7 Build 44; Postprocessing SW: SEMCAD, V1.8 Build 171

1xRTT M ch collocation with WLAN @ 2.4GHz g mode/Area Scan (10x10x1): Measurement grid: dx=15mm, dy=15mm

Info: Interpolated medium parameters used for SAR evaluation.
Maximum value of SAR (measured) = 0.043 mW/g

1xRTT M ch collocation with WLAN @ 2.4GHz g mode/Zoom Scan (5x5x7)/Cube 0:

Measurement grid: dx=7.5mm, dy=7.5mm, dz=5mm
Reference Value = 6.78 V/m; Power Drift = 0.004 dB
Peak SAR (extrapolated) = 0.061 W/kg
SAR(1 g) = 0.042 mW/g; SAR(10 g) = 0.030 mW/g
Info: Interpolated medium parameters used for SAR evaluation.
Maximum value of SAR (measured) = 0.044 mW/g

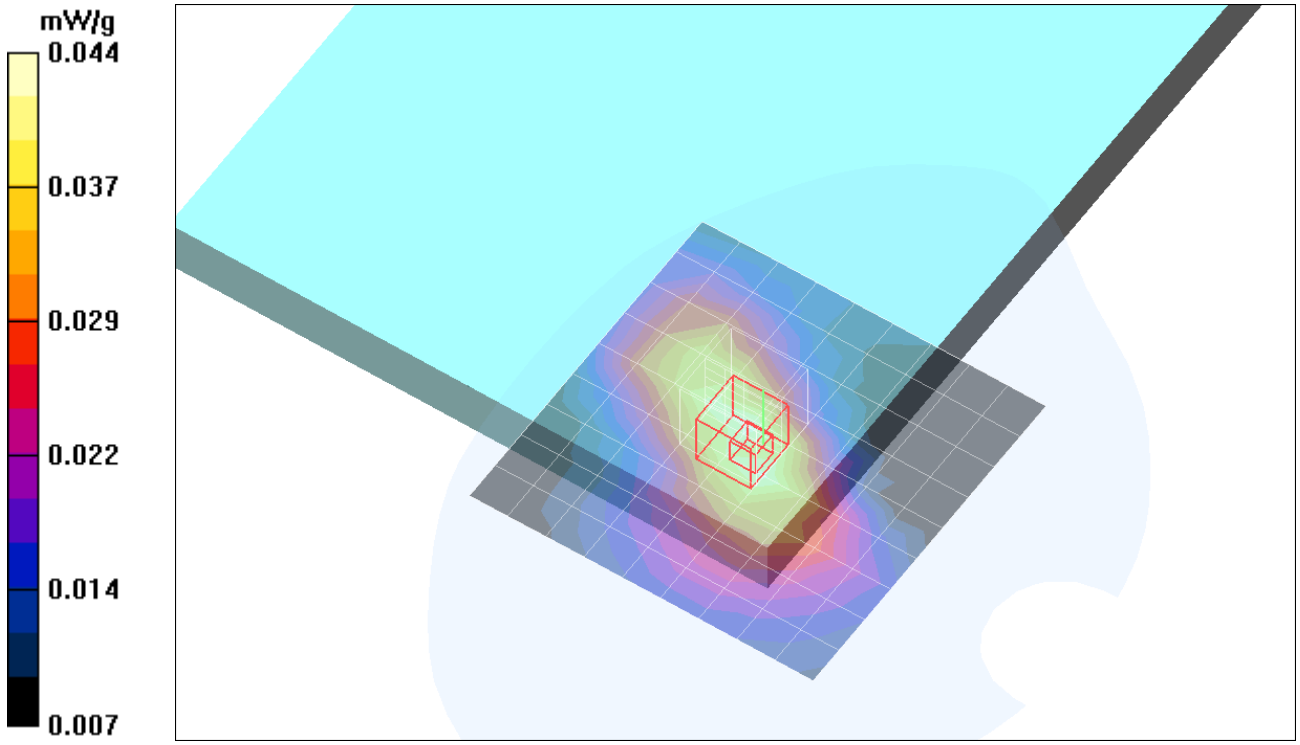

Test Laboratory: Compliance Certification Services

Lap Held Position - Cell Band (ThinkPad R60)

DUT: R60; Type: Host Laptop; Serial: N/A

Communication System: CDMA; Frequency: 836.52 MHz;Duty Cycle: 1:1
Medium parameters used (interpolated): f = 836.52 MHz; σ = 0.966 mho/m; ε_r = 53.8; ρ = 1000 kg/m^3
Phantom section: Flat Section

Room Ambient Temperature: 23.0deg. C; Liquid Temperature: 22.0 deg. C

DASY4 Configuration:
- Area Scan setting - Find Secondary Maximum Within: 2.0 dB and with a peak SAR value greater than 0.0012W/kg
- Probe: EX3DV4 - SN3552; ConvF(9.57, 9.57, 9.57); Calibrated: 5/30/2006
- Sensor-Surface: 4mm (Mechanical Surface Detection)
- Electronics: DAE4 SN558; Calibrated: 1/20/2006
- Phantom: SAM 1; Type: SAM 1; Serial: 1185
- Measurement SW: DASY4, V4.7 Build 44; Postprocessing SW: SEMCAD, V1.8 Build 171

1xRTT M ch collocation with WLAN @ 2.4GHz HT20 mode/Area Scan (10x10x1):
Measurement grid: dx=15mm, dy=15mm
Info: Interpolated medium parameters used for SAR evaluation.
Maximum value of SAR (measured) = 0.044 mW/g

1xRTT M ch collocation with WLAN @ 2.4GHz HT20 mode/Zoom Scan (5x5x7)/Cube 0:
Measurement grid: dx=7.5mm, dy=7.5mm, dz=5mm
Reference Value = 6.81 V/m; Power Drift = -0.143 dB
Peak SAR (extrapolated) = 0.062 W/kg
SAR(1 g) = 0.043 mW/g; SAR(10 g) = 0.030 mW/g
Info: Interpolated medium parameters used for SAR evaluation.
Maximum value of SAR (measured) = 0.047 mW/g

1xRTT M ch collocation with WLAN @ 2.4GHz HT20 mode/Zoom Scan (5x5x7)/Cube 1:
Measurement grid: dx=7.5mm, dy=7.5mm, dz=5mm
Reference Value = 6.81 V/m; Power Drift = -0.143 dB
Peak SAR (extrapolated) = 0.061 W/kg
SAR(1 g) = 0.040 mW/g; SAR(10 g) = 0.029 mW/g
Info: Interpolated medium parameters used for SAR evaluation.

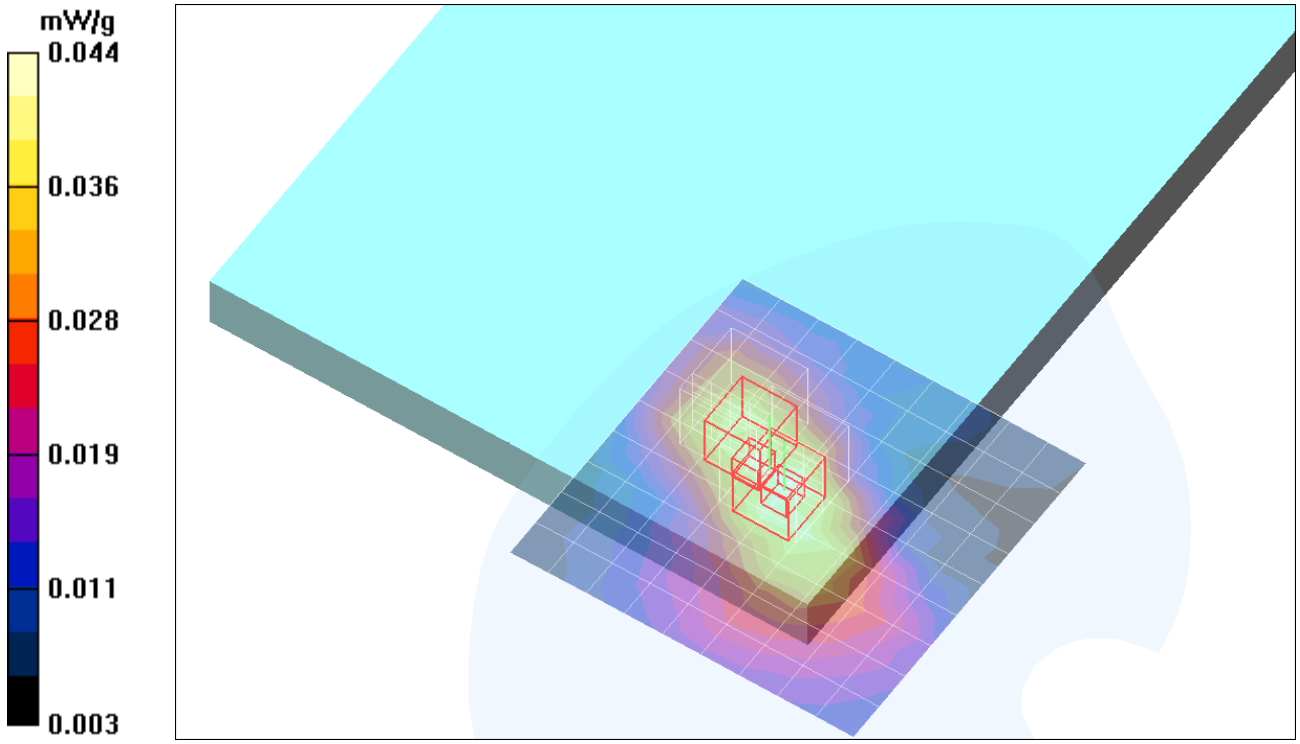
mW/g
0.044
0.036
0.028
0.019
0.011
0.003

Date/Time: 10/5/2006 6:18:28 PM

Test Laboratory: Compliance Certification Services

Lap Held Position - Cell Band (ThinkPad R60)

DUT: R60; Type: Host Laptop; Serial: N/A

Communication System: CDMA; Frequency: 836.52 MHz;Duty Cycle: 1:1

1xRTT M ch collocation with WLAN @ 2.4GHz HT20 mode/Z Scan (1x1x41): Measurement grid: dx=20mm, dy=20mm, dz=2.5mm

Info: Interpolated medium parameters used for SAR evaluation.
Maximum value of SAR (measured) = 0.030 mW/g

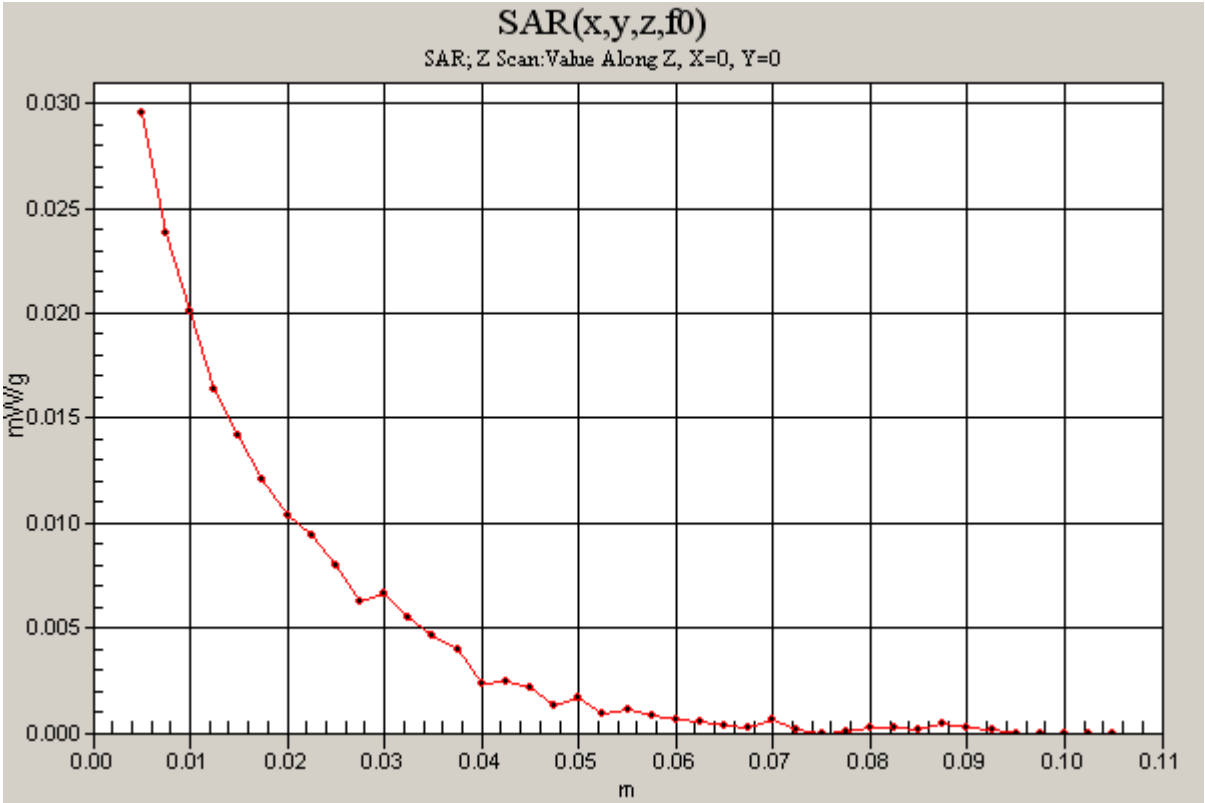

Date/Time: 10/5/2006 6:21:38 PM

Test Laboratory: Compliance Certification Services

Lap Held Position - Cell Band (ThinkPad R60)

DUT: R60; Type: Host Laptop; Serial: N/A

Communication System: CDMA; Frequency: 836.52 MHz;Duty Cycle: 1:1
Medium parameters used (interpolated): f = 836.52 MHz; σ = 0.966 mho/m; ε_r = 53.8; ρ = 1000 kg/m^3
Phantom section: Flat Section

Room Ambient Temperature: 23.0deg. C; Liquid Temperature: 22.0 deg. C

DASY4 Configuration:
- Area Scan setting - Find Secondary Maximum Within: 2.0 dB and with a peak SAR value greater than 0.0012W/kg
- Probe: EX3DV4 - SN3552; ConvF(9.57, 9.57, 9.57); Calibrated: 5/30/2006
- Sensor-Surface: 4mm (Mechanical Surface Detection)
- Electronics: DAE4 SN558; Calibrated: 1/20/2006
- Phantom: SAM 1; Type: SAM 1; Serial: 1185
- Measurement SW: DASY4, V4.7 Build 44; Postprocessing SW: SEMCAD, V1.8 Build 171

1xRTT M ch collocation with WLAN @ 2.4GHz HT40 mode/Area Scan (10x10x1):

Measurement grid: dx=15mm, dy=15mm
Info: Interpolated medium parameters used for SAR evaluation.
Maximum value of SAR (measured) = 0.042 mW/g

1xRTT M ch collocation with WLAN @ 2.4GHz HT40 mode/Zoom Scan (5x5x7)/Cube 0:

Measurement grid: dx=7.5mm, dy=7.5mm, dz=5mm
Reference Value = 6.78 V/m; Power Drift = -0.118 dB
Peak SAR (extrapolated) = 0.062 W/kg
SAR(1 g) = 0.042 mW/g; SAR(10 g) = 0.030 mW/g
Info: Interpolated medium parameters used for SAR evaluation.
Maximum value of SAR (measured) = 0.045 mW/g

1xRTT M ch collocation with WLAN @ 2.4GHz HT40 mode/Zoom Scan (5x5x7)/Cube 1:

Measurement grid: dx=7.5mm, dy=7.5mm, dz=5mm
Reference Value = 6.78 V/m; Power Drift = -0.118 dB
Peak SAR (extrapolated) = 0.061 W/kg
SAR(1 g) = 0.041 mW/g; SAR(10 g) = 0.028 mW/g
Info: Interpolated medium parameters used for SAR evaluation.
Maximum value of SAR (measured) = 0.044 mW/g

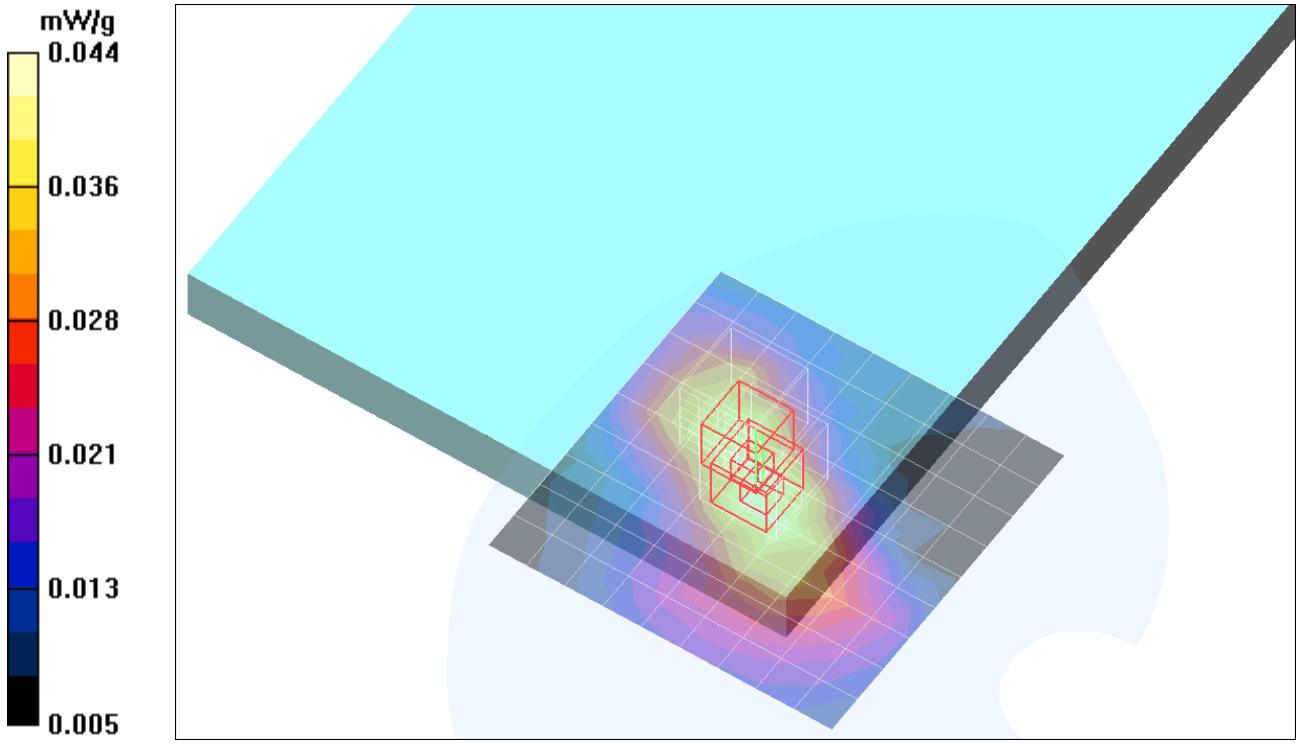
mW/g
0.044
0.036
0.028
0.021
0.013
0.005

Test Laboratory: Compliance Certification Services

Lap Held Position - Cell Band (ThinkPad R60)

DUT: R60; Type: Host Laptop; Serial: N/A

Communication System: CDMA; Frequency: 836.52 MHz;Duty Cycle: 1:1
Medium parameters used (interpolated): f = 836.52 MHz; σ = 0.966 mho/m; ε_r = 53.8; ρ = 1000 kg/m^3
Phantom section: Flat Section

Room Ambient Temperature: 23.0deg. C; Liquid Temperature: 22.0 deg. C

DASY4 Configuration:
- Area Scan setting - Find Secondary Maximum Within: 2.0 dB and with a peak SAR value greater than 0.0012W/kg
- Probe: EX3DV4 - SN3552; ConvF(9.57, 9.57, 9.57); Calibrated: 5/30/2006
- Sensor-Surface: 4mm (Mechanical Surface Detection)
- Electronics: DAE4 SN558; Calibrated: 1/20/2006
- Phantom: SAM 1; Type: SAM 1; Serial: 1185
- Measurement SW: DASY4, V4.7 Build 44; Postprocessing SW: SEMCAD, V1.8 Build 171

1xRTT M ch collocation with WLAN @ 5.2GHz a mode/Area Scan (10x10x1): Measurement grid: dx=15mm, dy=15mm

Info: Interpolated medium parameters used for SAR evaluation.
Maximum value of SAR (measured) = 0.038 mW/g

1xRTT M ch collocation with WLAN @ 5.2GHz a mode/Zoom Scan (5x5x7)/Cube 0:

Measurement grid: dx=7.5mm, dy=7.5mm, dz=5mm
Reference Value = 6.55 V/m; Power Drift = -0.190 dB
Peak SAR (extrapolated) = 0.052 W/kg
SAR(1 g) = 0.038 mW/g; SAR(10 g) = 0.028 mW/g
Info: Interpolated medium parameters used for SAR evaluation.
Maximum value of SAR (measured) = 0.040 mW/g

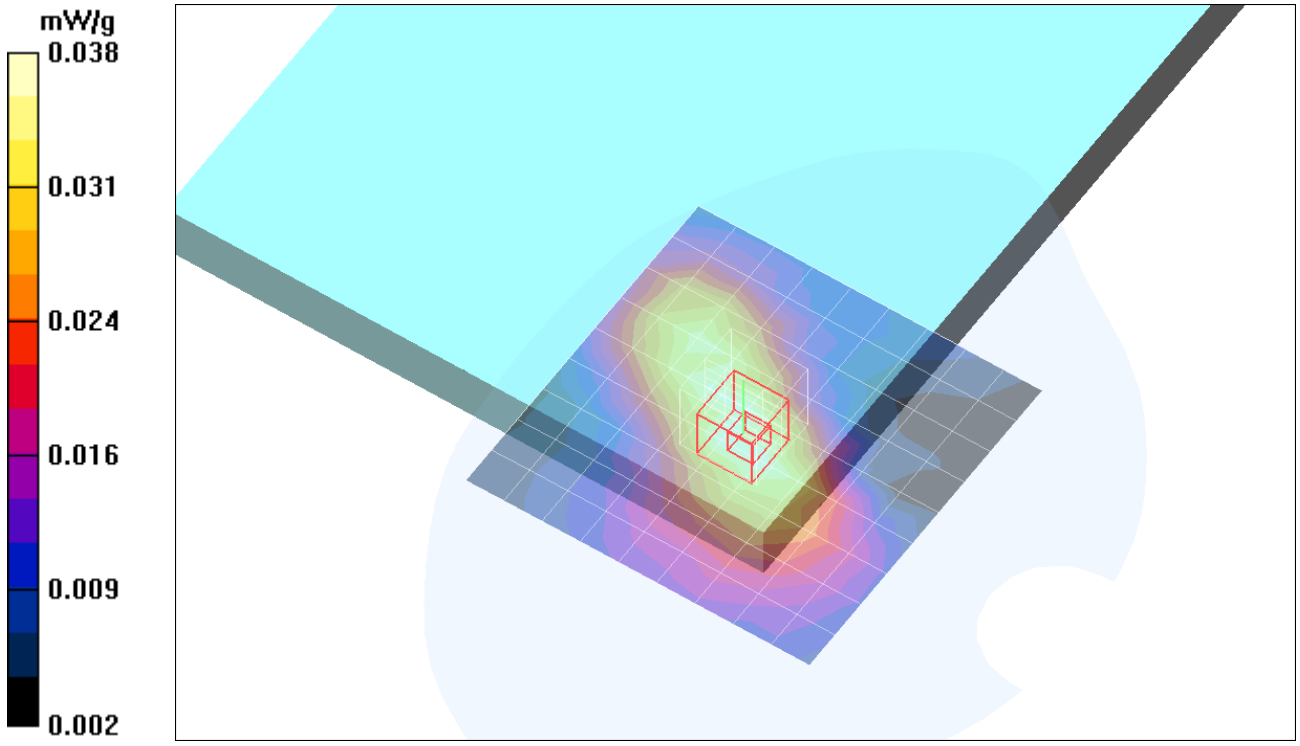

Date/Time: 10/5/2006 7:03:38 PM

Test Laboratory: Compliance Certification Services

Lap Held Position - Cell Band (ThinkPad R60)

DUT: R60; Type: Host Laptop; Serial: N/A

Communication System: CDMA; Frequency: 836.52 MHz;Duty Cycle: 1:1
Medium parameters used (interpolated): f = 836.52 MHz; σ = 0.966 mho/m; ε_r = 53.8; ρ = 1000 kg/m^3
Phantom section: Flat Section

Room Ambient Temperature: 23.0deg. C; Liquid Temperature: 22.0 deg. C

DASY4 Configuration:
- Area Scan setting - Find Secondary Maximum Within: 2.0 dB and with a peak SAR value greater than 0.0012W/kg
- Probe: EX3DV4 - SN3552; ConvF(9.57, 9.57, 9.57); Calibrated: 5/30/2006
- Sensor-Surface: 4mm (Mechanical Surface Detection)
- Electronics: DAE4 SN558; Calibrated: 1/20/2006
- Phantom: SAM 1; Type: SAM 1; Serial: 1185
- Measurement SW: DASY4, V4.7 Build 44; Postprocessing SW: SEMCAD, V1.8 Build 171

1xRTT M ch collocation with WLAN @ 5.2GHz HT20 mode/Area Scan (10x10x1):

Measurement grid: dx=15mm, dy=15mm
Info: Interpolated medium parameters used for SAR evaluation.
Maximum value of SAR (measured) = 0.040 mW/g

1xRTT M ch collocation with WLAN @ 5.2GHz HT20 mode/Zoom Scan (5x5x7)/Cube 0:

Measurement grid: dx=7.5mm, dy=7.5mm, dz=5mm
Reference Value = 6.48 V/m; Power Drift = 0.038 dB
Peak SAR (extrapolated) = 0.049 W/kg
SAR(1 g) = 0.038 mW/g; SAR(10 g) = 0.028 mW/g
Info: Interpolated medium parameters used for SAR evaluation.

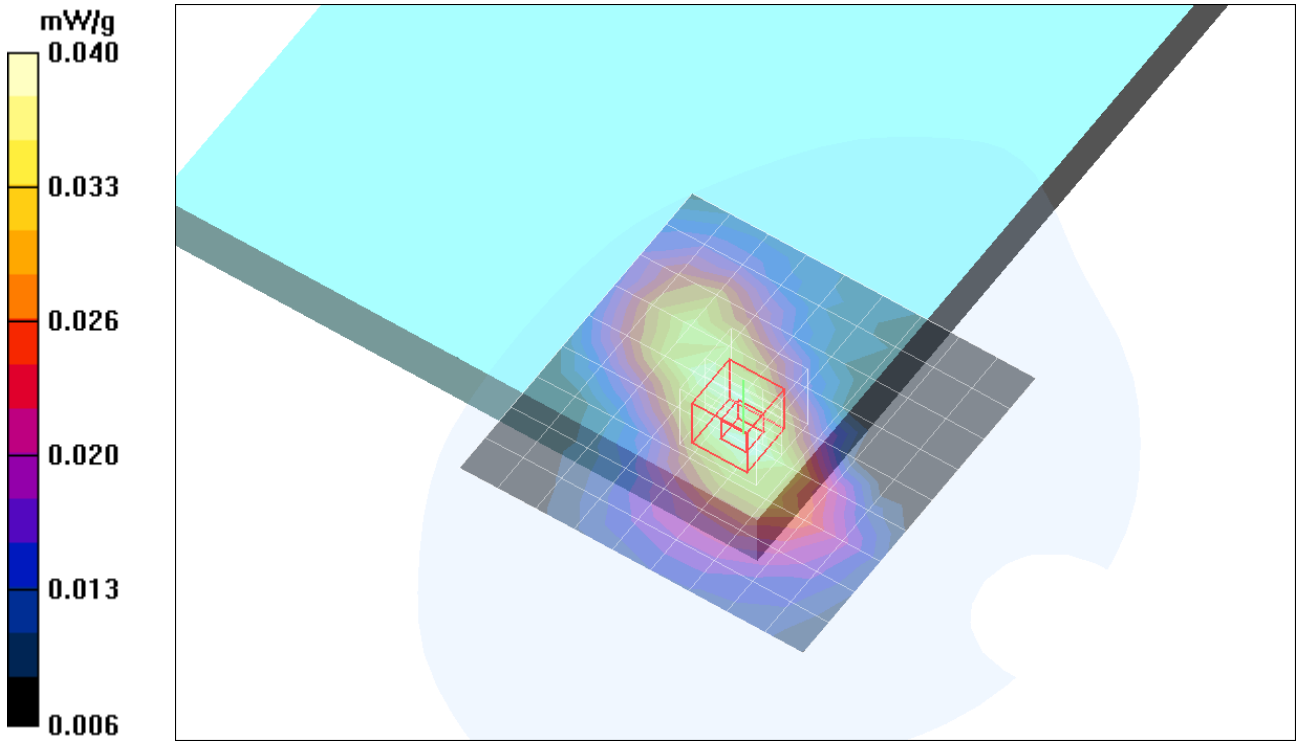

Test Laboratory: Compliance Certification Services

Lap Held Position - Cell Band (ThinkPad R60)

DUT: R60; Type: Host Laptop; Serial: N/A

Communication System: CDMA; Frequency: 836.52 MHz;Duty Cycle: 1:1
Medium parameters used (interpolated): f = 836.52 MHz; σ = 0.966 mho/m; ε_r = 53.8; ρ = 1000 kg/m^3
Phantom section: Flat Section

Room Ambient Temperature: 23.0deg. C; Liquid Temperature: 22.0 deg. C

DASY4 Configuration:
- Area Scan setting - Find Secondary Maximum Within: 2.0 dB and with a peak SAR value greater than 0.0012W/kg
- Probe: EX3DV4 - SN3552; ConvF(9.57, 9.57, 9.57); Calibrated: 5/30/2006
- Sensor-Surface: 4mm (Mechanical Surface Detection)
- Electronics: DAE4 SN558; Calibrated: 1/20/2006
- Phantom: SAM 1; Type: SAM 1; Serial: 1185
- Measurement SW: DASY4, V4.7 Build 44; Postprocessing SW: SEMCAD, V1.8 Build 171

1xRTT M ch collocation with WLAN @ 5.2GHz HT40 mode/Area Scan (10x10x1):

Measurement grid: dx=15mm, dy=15mm
Info: Interpolated medium parameters used for SAR evaluation.
Maximum value of SAR (measured) = 0.039 mW/g

1xRTT M ch collocation with WLAN @ 5.2GHz HT40 mode/Zoom Scan (5x5x7)/Cube 0:

Measurement grid: dx=7.5mm, dy=7.5mm, dz=5mm
Reference Value = 6.41 V/m; Power Drift = -0.190 dB
Peak SAR (extrapolated) = 0.052 W/kg
SAR(1 g) = 0.038 mW/g; SAR(10 g) = 0.028 mW/g
Info: Interpolated medium parameters used for SAR evaluation.
Maximum value of SAR (measured) = 0.040 mW/g

1xRTT M ch collocation with WLAN @ 5.2GHz HT40 mode/Zoom Scan (5x5x7)/Cube 1:

Measurement grid: dx=7.5mm, dy=7.5mm, dz=5mm
Reference Value = 6.41 V/m; Power Drift = -0.190 dB
Peak SAR (extrapolated) = 0.046 W/kg
SAR(1 g) = 0.035 mW/g; SAR(10 g) = 0.026 mW/g
Info: Interpolated medium parameters used for SAR evaluation.

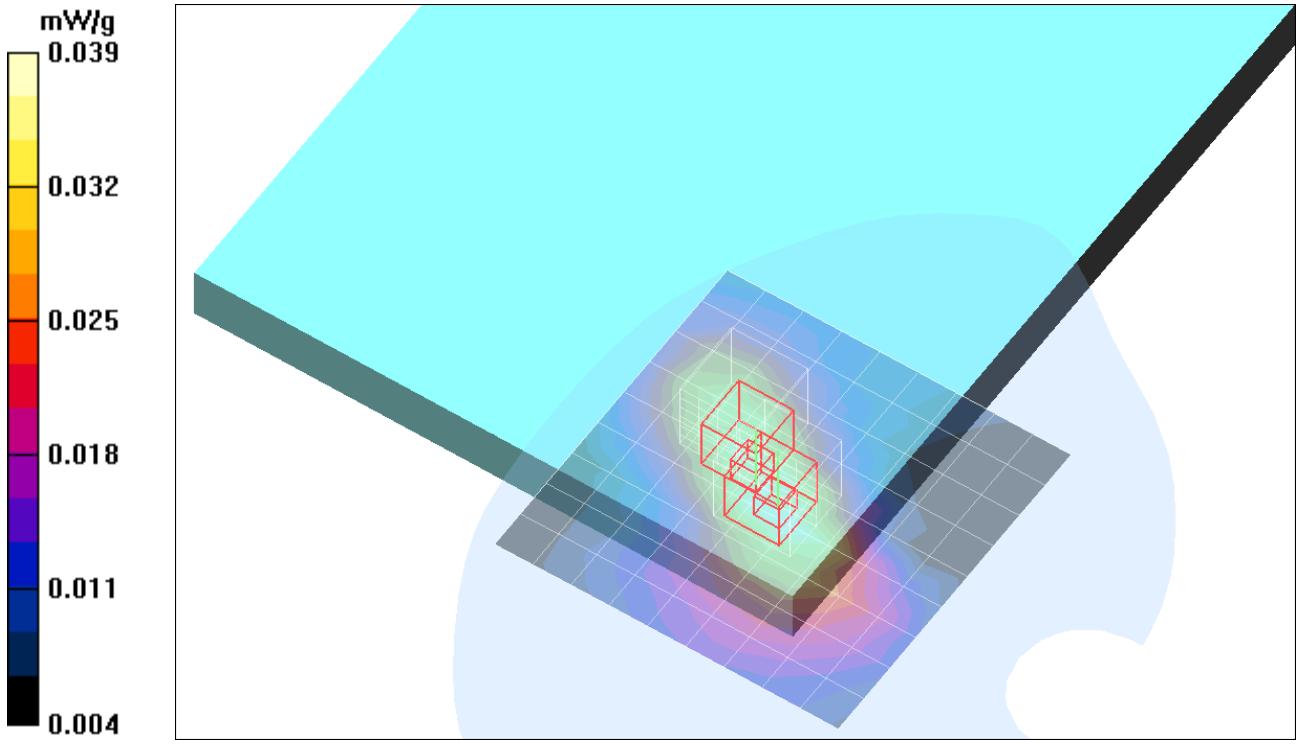
mW/g
0.039
0.032
0.025
0.018
0.011
0.004

Test Laboratory: Compliance Certification Services

Lap Held Position - Cell Band (ThinkPad R60)

DUT: R60; Type: Host Laptop; Serial: N/A

Communication System: CDMA; Frequency: 836.52 MHz;Duty Cycle: 1:1
Medium parameters used (interpolated): f = 836.52 MHz; σ = 0.966 mho/m; ε_r = 53.8; ρ = 1000 kg/m^3
Phantom section: Flat Section

Room Ambient Temperature: 23.0deg. C; Liquid Temperature: 22.0 deg. C

DASY4 Configuration:
- Area Scan setting - Find Secondary Maximum Within: 2.0 dB and with a peak SAR value greater than 0.0012W/kg
- Probe: EX3DV4 - SN3552; ConvF(9.57, 9.57, 9.57); Calibrated: 5/30/2006
- Sensor-Surface: 4mm (Mechanical Surface Detection)
- Electronics: DAE4 SN558; Calibrated: 1/20/2006
- Phantom: SAM 1; Type: SAM 1; Serial: 1185
- Measurement SW: DASY4, V4.7 Build 44; Postprocessing SW: SEMCAD, V1.8 Build 171

1xRTT M ch collocation with WLAN @ 5.8GHz a mode/Area Scan (10x10x1): Measurement grid: dx=15mm, dy=15mm

Info: Interpolated medium parameters used for SAR evaluation.
Maximum value of SAR (measured) = 0.040 mW/g

1xRTT M ch collocation with WLAN @ 5.8GHz a mode/Zoom Scan (5x5x7)/Cube 0:

Measurement grid: dx=7.5mm, dy=7.5mm, dz=5mm
Reference Value = 6.39 V/m; Power Drift = -0.156 dB
Peak SAR (extrapolated) = 0.052 W/kg
SAR(1 g) = 0.038 mW/g; SAR(10 g) = 0.028 mW/g
Info: Interpolated medium parameters used for SAR evaluation.

1xRTT M ch collocation with WLAN @ 5.8GHz a mode/Zoom Scan (5x5x7)/Cube 1:

Measurement grid: dx=7.5mm, dy=7.5mm, dz=5mm
Reference Value = 6.39 V/m; Power Drift = -0.156 dB
Peak SAR (extrapolated) = 0.047 W/kg
SAR(1 g) = 0.034 mW/g; SAR(10 g) = 0.026 mW/g
Info: Interpolated medium parameters used for SAR evaluation.
Maximum value of SAR (measured) = 0.037 mW/g

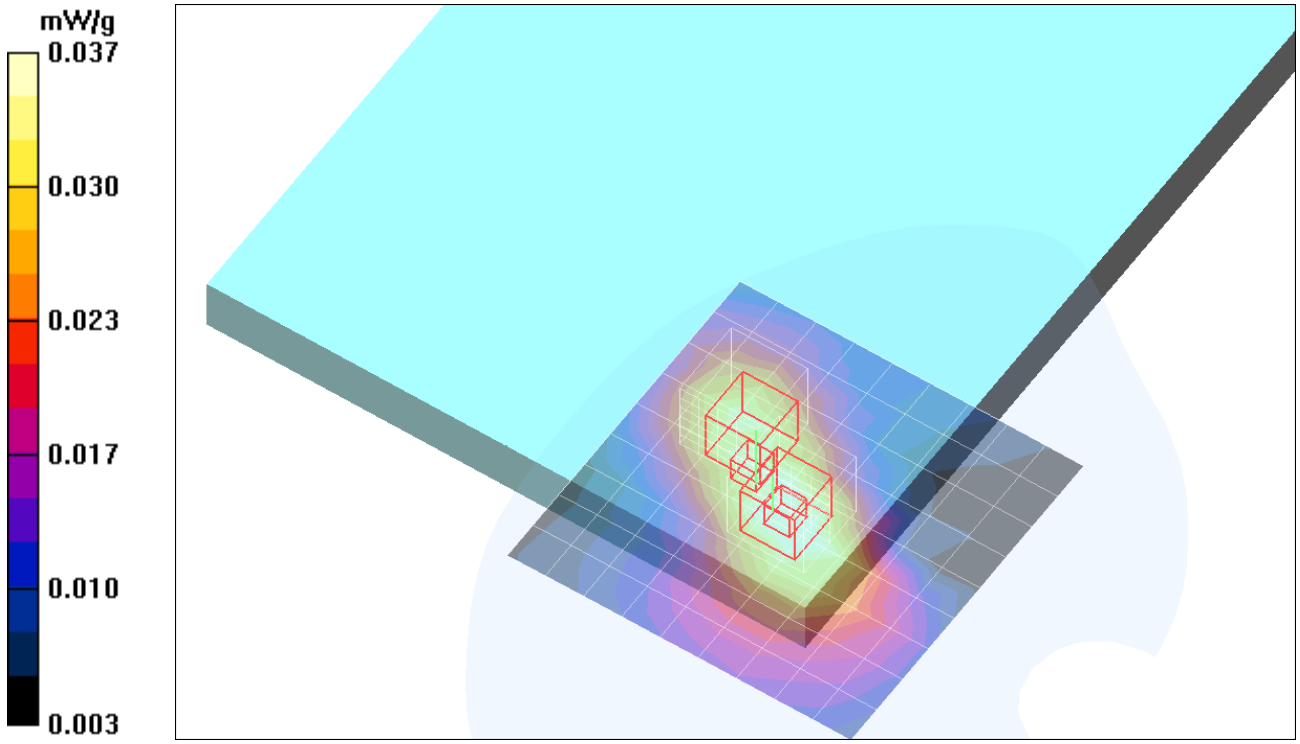
mW/g
0.037
0.030
0.023
0.017
0.010
0.003

Date/Time: 10/5/2006 8:11:18 PM

Test Laboratory: Compliance Certification Services

Lap Held Position - Cell Band (ThinkPad R60)

DUT: R60; Type: Host Laptop; Serial: N/A

Communication System: CDMA; Frequency: 836.52 MHz;Duty Cycle: 1:1
Medium parameters used (interpolated): f = 836.52 MHz; σ = 0.966 mho/m; ε_r = 53.8; ρ = 1000 kg/m^3
Phantom section: Flat Section

Room Ambient Temperature: 23.0deg. C; Liquid Temperature: 22.0 deg. C

DASY4 Configuration:
- Area Scan setting - Find Secondary Maximum Within: 2.0 dB and with a peak SAR value greater than 0.0012W/kg
- Probe: EX3DV4 - SN3552; ConvF(9.57, 9.57, 9.57); Calibrated: 5/30/2006
- Sensor-Surface: 4mm (Mechanical Surface Detection)
- Electronics: DAE4 SN558; Calibrated: 1/20/2006
- Phantom: SAM 1; Type: SAM 1; Serial: 1185
- Measurement SW: DASY4, V4.7 Build 44; Postprocessing SW: SEMCAD, V1.8 Build 171

1xRTT M ch collocation with WLAN @ 5.8GHz HT20 mode/Area Scan (10x10x1):

Measurement grid: dx=15mm, dy=15mm
Info: Interpolated medium parameters used for SAR evaluation.
Maximum value of SAR (measured) = 0.040 mW/g

1xRTT M ch collocation with WLAN @ 5.8GHz HT20 mode/Zoom Scan (5x5x7)/Cube 0:

Measurement grid: dx=7.5mm, dy=7.5mm, dz=5mm
Reference Value = 6.40 V/m; Power Drift = -0.122 dB
Peak SAR (extrapolated) = 0.052 W/kg
SAR(1 g) = 0.039 mW/g; SAR(10 g) = 0.028 mW/g
Info: Interpolated medium parameters used for SAR evaluation.
Maximum value of SAR (measured) = 0.041 mW/g

1xRTT M ch collocation with WLAN @ 5.8GHz HT20 mode/Zoom Scan (5x5x7)/Cube 1:

Measurement grid: dx=7.5mm, dy=7.5mm, dz=5mm
Reference Value = 6.40 V/m; Power Drift = -0.122 dB
Peak SAR (extrapolated) = 0.047 W/kg
SAR(1 g) = 0.035 mW/g; SAR(10 g) = 0.026 mW/g
Info: Interpolated medium parameters used for SAR evaluation.
Maximum value of SAR (measured) = 0.037 mW/g

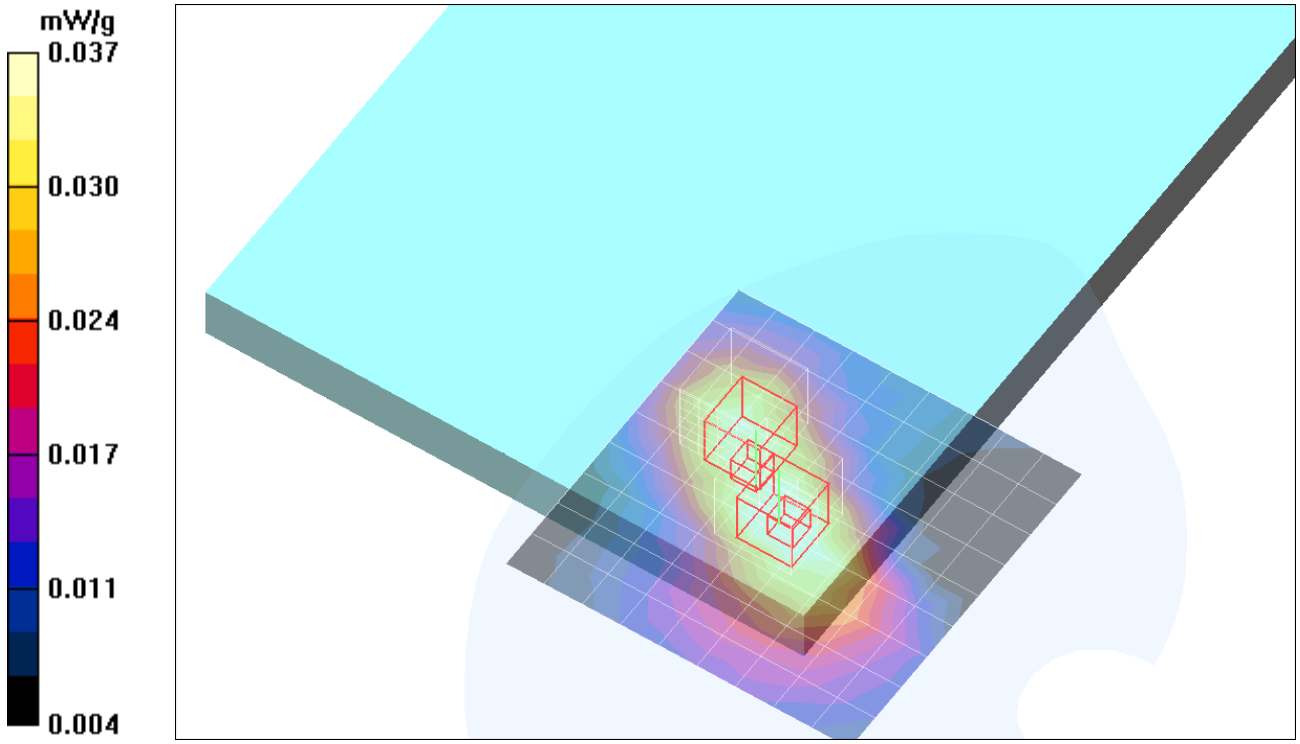
mW/g
0.037
0.030
0.024
0.017
0.011
0.004

Test Laboratory: Compliance Certification Services

Lap Held Position - Cell Band (ThinkPad R60)

DUT: R60; Type: Host Laptop; Serial: N/A

Communication System: CDMA; Frequency: 836.52 MHz;Duty Cycle: 1:1
Medium parameters used (interpolated): f = 836.52 MHz; σ = 0.966 mho/m; ε_r = 53.8; ρ = 1000 kg/m^3
Phantom section: Flat Section

Room Ambient Temperature: 23.0deg. C; Liquid Temperature: 22.0 deg. C

DASY4 Configuration:
- Area Scan setting - Find Secondary Maximum Within: 2.0 dB and with a peak SAR value greater than 0.0012W/kg
- Probe: EX3DV4 - SN3552; ConvF(9.57, 9.57, 9.57); Calibrated: 5/30/2006
- Sensor-Surface: 4mm (Mechanical Surface Detection)
- Electronics: DAE4 SN558; Calibrated: 1/20/2006
- Phantom: SAM 1; Type: SAM 1; Serial: 1185
- Measurement SW: DASY4, V4.7 Build 44; Postprocessing SW: SEMCAD, V1.8 Build 171

1xRTT M ch collocation with WLAN @ 5.8GHz HT40 mode/Area Scan (10x10x1):
Measurement grid: dx=15mm, dy=15mm
Info: Interpolated medium parameters used for SAR evaluation.
Maximum value of SAR (measured) = 0.037 mW/g

1xRTT M ch collocation with WLAN @ 5.8GHz HT40 mode/Zoom Scan (5x5x7)/Cube 0:
Measurement grid: dx=7.5mm, dy=7.5mm, dz=5mm
Reference Value = 6.37 V/m; Power Drift = -0.105 dB
Peak SAR (extrapolated) = 0.051 W/kg
SAR(1 g) = 0.038 mW/g; SAR(10 g) = 0.028 mW/g
Info: Interpolated medium parameters used for SAR evaluation.
Maximum value of SAR (measured) = 0.039 mW/g

1xRTT M ch collocation with WLAN @ 5.8GHz HT40 mode/Zoom Scan (5x5x7)/Cube 1:
Measurement grid: dx=7.5mm, dy=7.5mm, dz=5mm
Reference Value = 6.37 V/m; Power Drift = -0.105 dB
Peak SAR (extrapolated) = 0.051 W/kg
SAR(1 g) = 0.034 mW/g; SAR(10 g) = 0.026 mW/g
Info: Interpolated medium parameters used for SAR evaluation.

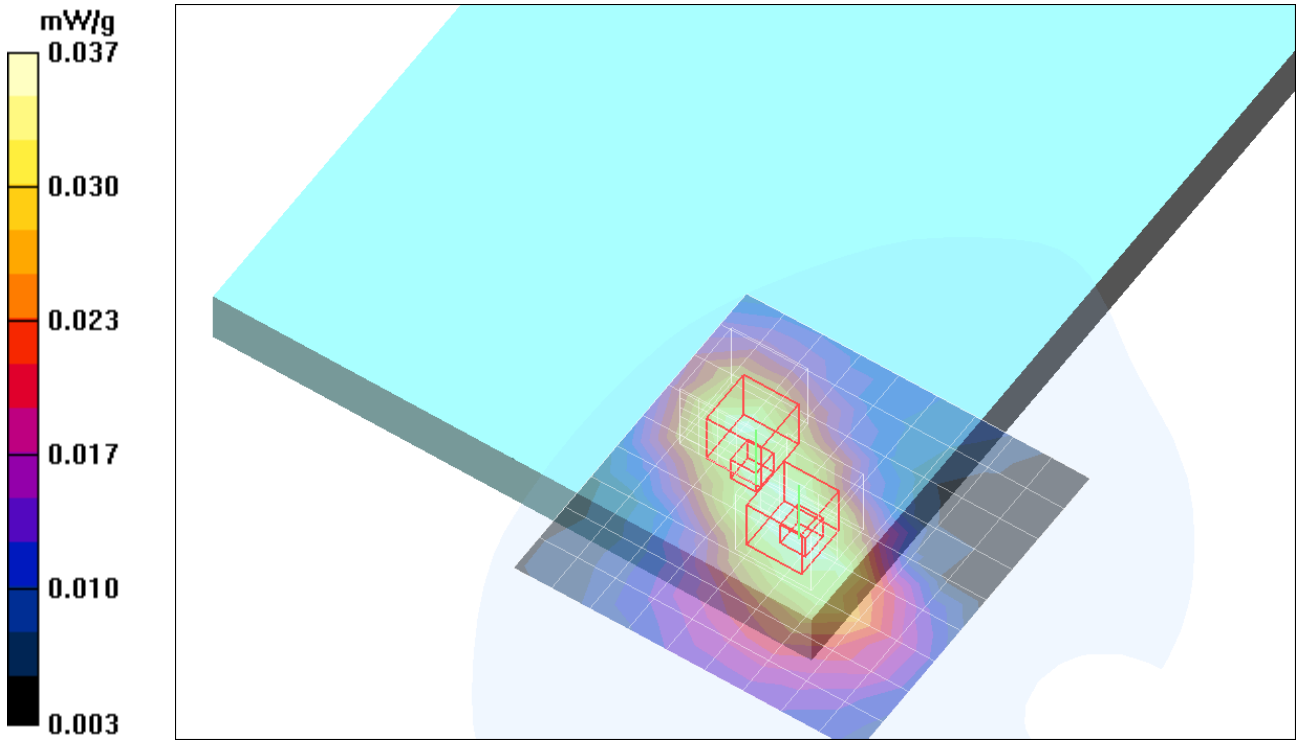
mW/g
0.037
0.030
0.023
0.017
0.010
0.003

Test Laboratory: Compliance Certification Services

Lap Held Position - PCS Band (ThinkPad R60)

DUT: R60; Type: Host Laptop; Serial: N/A

Communication System: CDMA PCS band; Frequency: 1851.25 MHz;Duty Cycle: 1:1
Medium parameters used (interpolated): f = 1851.25 MHz; σ = 1.42 mho/m; ε_r = 53.7; ρ = 1000 kg/m^3
Phantom section: Flat Section

Room Ambient Temperature: 23.0deg. C; Liquid Temperature: 22.0 deg. C

DASY4 Configuration:
- Area Scan setting - Find Secondary Maximum Within: 2.0 dB and with a peak SAR value greater than 0.0012W/kg
- Probe: EX3DV4 - SN3552; ConvF(7.6, 7.6, 7.6); Calibrated: 5/30/2006
- Sensor-Surface: 4mm (Mechanical Surface Detection)
- Electronics: DAE4 SN558; Calibrated: 1/20/2006
- Phantom: SAM 2; Type: SAM 2; Serial: 1050
- Measurement SW: DASY4, V4.7 Build 44; Postprocessing SW: SEMCAD, V1.8 Build 171

1xEV-DO L-ch/Area Scan (7x8x1): Measurement grid: dx=15mm, dy=15mm

Info: Interpolated medium parameters used for SAR evaluation.
Maximum value of SAR (measured) = 0.157 mW/g

1xEV-DO L-ch/Zoom Scan (5x5x7)/Cube 0: Measurement grid: dx=7.5mm, dy=7.5mm, dz=5mm

Reference Value = 10.8 V/m; Power Drift = -0.221 dB
Peak SAR (extrapolated) = 0.221 W/kg
SAR(1 g) = 0.154 mW/g; SAR(10 g) = 0.099 mW/g
Info: Interpolated medium parameters used for SAR evaluation.
Maximum value of SAR (measured) = 0.168 mW/g

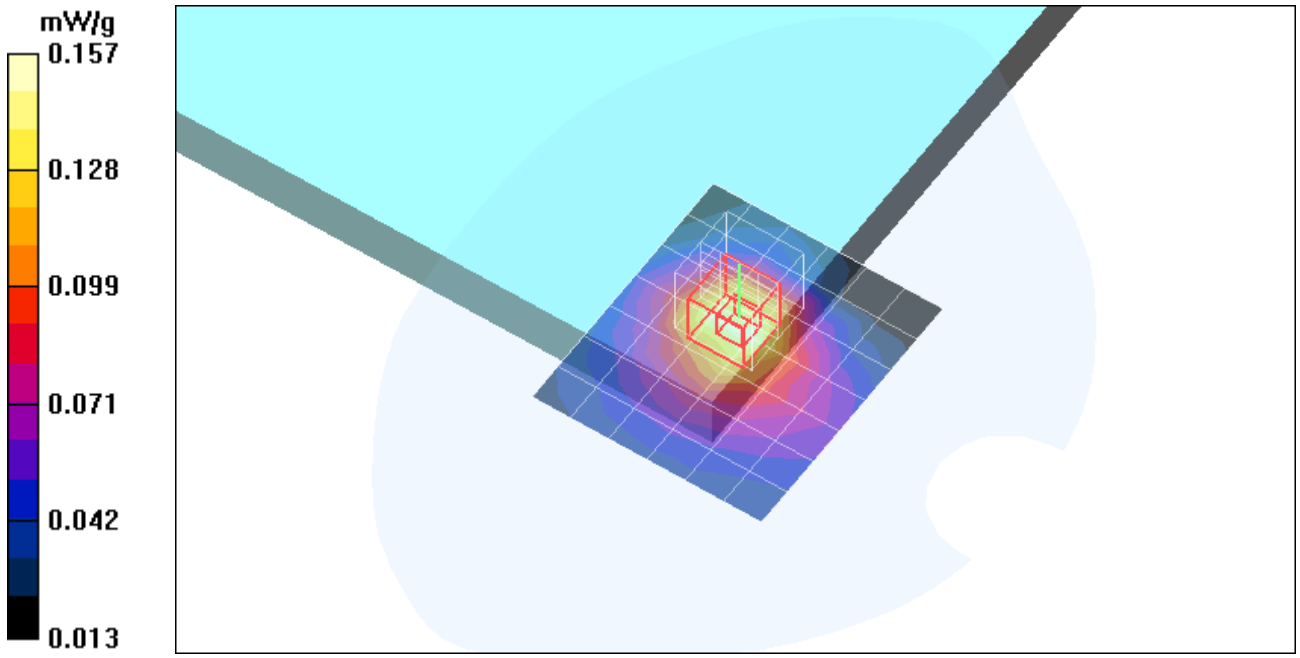

Date/Time: 10/5/2006 10:19:47 AM

Test Laboratory: Compliance Certification Services

Lap Held Position - PCS Band (ThinkPad R60)

DUT: R60; Type: Host Laptop; Serial: N/A

Communication System: CDMA PCS band; Frequency: 1880 MHz;Duty Cycle: 1:1
Medium parameters used: f = 1880 MHz; σ = 1.45 mho/m; ε_r = 53.6; ρ = 1000 kg/m^3
Phantom section: Flat Section

Room Ambient Temperature: 23.0deg. C; Liquid Temperature: 22.0 deg. C

DASY4 Configuration:
- Area Scan setting - Find Secondary Maximum Within: 2.0 dB and with a peak SAR value greater than 0.0012W/kg
- Probe: EX3DV4 - SN3552; ConvF(7.6, 7.6, 7.6); Calibrated: 5/30/2006
- Sensor-Surface: 4mm (Mechanical Surface Detection)
- Electronics: DAE4 SN558; Calibrated: 1/20/2006
- Phantom: SAM 2; Type: SAM 2; Serial: 1050
- Measurement SW: DASY4, V4.7 Build 44; Postprocessing SW: SEMCAD, V1.8 Build 171

1xEVDO M ch/Area Scan (8x10x1): Measurement grid: dx=15mm, dy=15mm
Maximum value of SAR (measured) = 0.121 mW/g

1xEVDO M ch/Zoom Scan (5x5x7)/Cube 0: Measurement grid: dx=7.5mm, dy=7.5mm, dz=5mm
Reference Value = 9.14 V/m; Power Drift = 0.128 dB
Peak SAR (extrapolated) = 0.185 W/kg
SAR(1 g) = 0.129 mW/g; SAR(10 g) = 0.082 mW/g
Maximum value of SAR (measured) = 0.140 mW/g

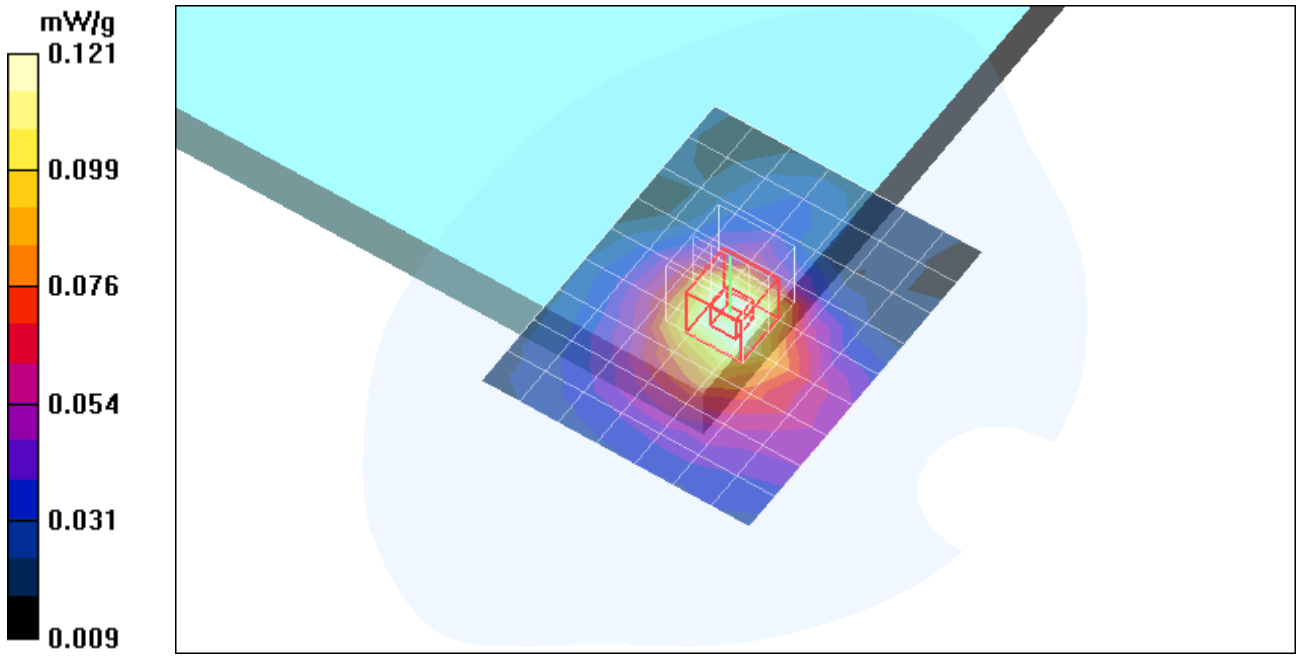

Test Laboratory: Compliance Certification Services

Lap Held Position - PCS Band (ThinkPad R60)

DUT: R60; Type: Host Laptop; Serial: N/A

Communication System: CDMA PCS band; Frequency: 1908.75 MHz;Duty Cycle: 1:1
Medium parameters used (interpolated): f = 1908.75 MHz; σ = 1.49 mho/m; ε_r = 53.5; ρ = 1000 kg/m^3
Phantom section: Flat Section

Room Ambient Temperature: 23.0deg. C; Liquid Temperature: 22.0 deg. C

DASY4 Configuration:
- Area Scan setting - Find Secondary Maximum Within: 2.0 dB and with a peak SAR value greater than 0.0012W/kg
- Probe: EX3DV4 - SN3552; ConvF(7.6, 7.6, 7.6); Calibrated: 5/30/2006
- Sensor-Surface: 4mm (Mechanical Surface Detection)
- Electronics: DAE4 SN558; Calibrated: 1/20/2006
- Phantom: SAM 2; Type: SAM 2; Serial: 1050
- Measurement SW: DASY4, V4.7 Build 44; Postprocessing SW: SEMCAD, V1.8 Build 171

1xEV-DO H-ch/Area Scan (7x8x1): Measurement grid: dx=15mm, dy=15mm

Info: Interpolated medium parameters used for SAR evaluation.
Maximum value of SAR (measured) = 0.118 mW/g

1xEV-DO H-ch/Zoom Scan (5x5x7)/Cube 0: Measurement grid: dx=7.5mm, dy=7.5mm, dz=5mm

Reference Value = 8.86 V/m; Power Drift = 0.023 dB
Peak SAR (extrapolated) = 0.159 W/kg
SAR(1 g) = 0.105 mW/g; SAR(10 g) = 0.064 mW/g
Info: Interpolated medium parameters used for SAR evaluation.
Maximum value of SAR (measured) = 0.113 mW/g

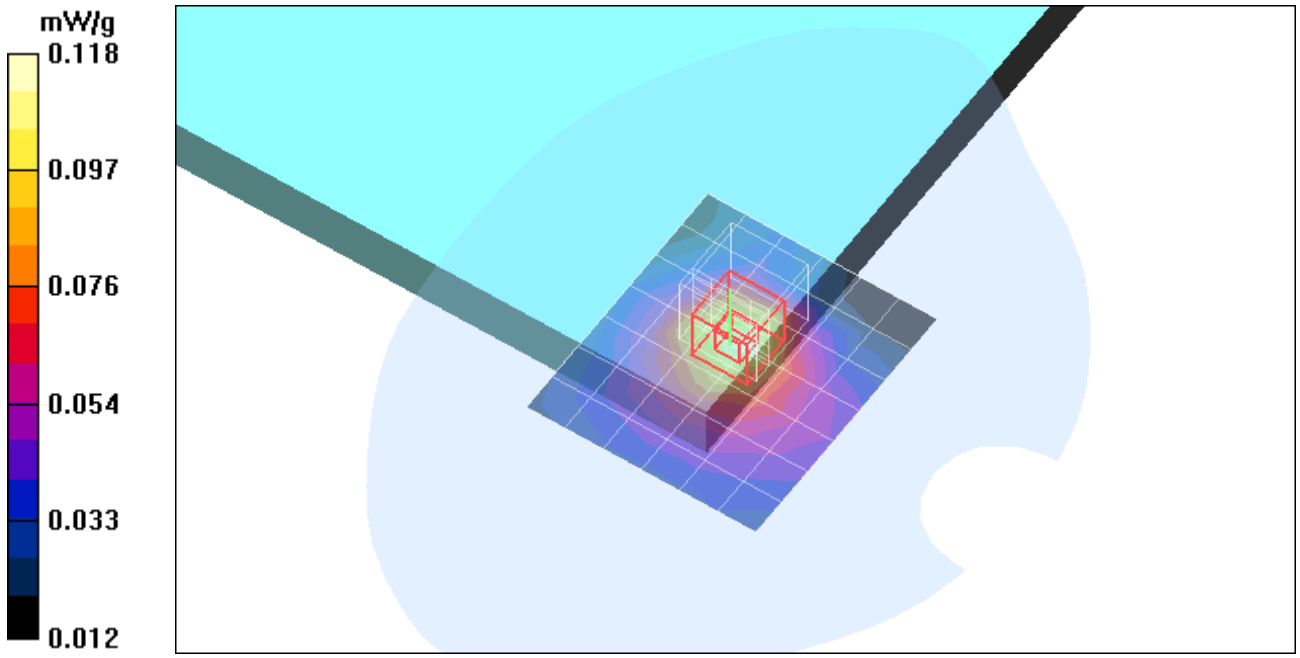

Date/Time: 10/5/2006 11:20:04 AM

Test Laboratory: Compliance Certification Services

Lap Held Position - PCS Band (ThinkPad R60)

DUT: R60; Type: Host Laptop; Serial: N/A

Communication System: CDMA PCS band; Frequency: 1851.25 MHz;Duty Cycle: 1:1

1xEV-DO L-ch/Z Scan (1x1x29): Measurement grid: dx=20mm, dy=20mm, dz=3.5mm

Info: Interpolated medium parameters used for SAR evaluation.
Maximum value of SAR (measured) = 0.096 mW/g

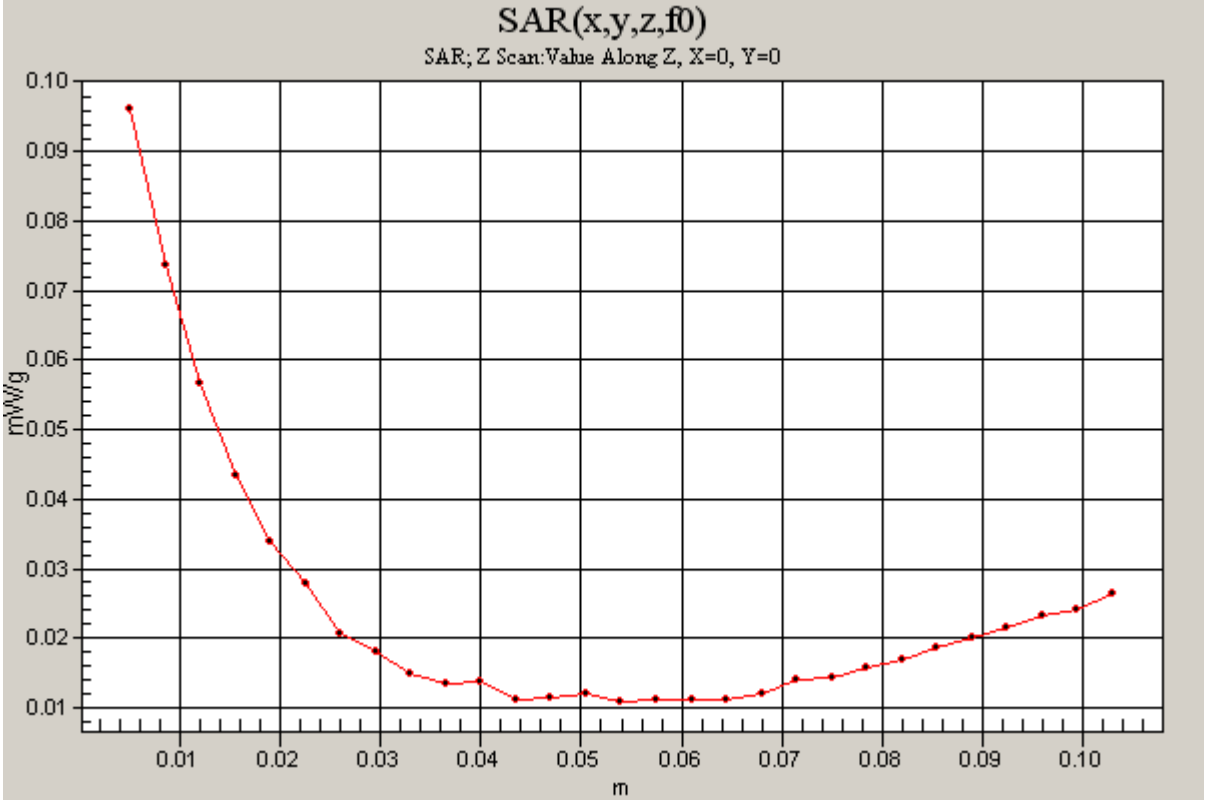

Test Laboratory: Compliance Certification Services

Lap Held Position - PCS Band (ThinkPad R60)

DUT: R60; Type: Host Laptop; Serial: N/A

Communication System: CDMA PCS band; Frequency: 1880 MHz;Duty Cycle: 1:1
Medium parameters used: f = 1880 MHz; σ = 1.45 mho/m; ε_r = 53.6; ρ = 1000 kg/m^3
Phantom section: Flat Section

Room Ambient Temperature: 23.0deg. C; Liquid Temperature: 22.0 deg. C

DASY4 Configuration:
- Area Scan setting - Find Secondary Maximum Within: 2.0 dB and with a peak SAR value greater than 0.0012W/kg
- Probe: EX3DV4 - SN3552; ConvF(7.6, 7.6, 7.6); Calibrated: 5/30/2006
- Sensor-Surface: 4mm (Mechanical Surface Detection)
- Electronics: DAE4 SN558; Calibrated: 1/20/2006
- Phantom: SAM 2; Type: SAM 2; Serial: 1050
- Measurement SW: DASY4, V4.7 Build 44; Postprocessing SW: SEMCAD, V1.8 Build 171

1xRTT M ch/Area Scan (7x8x1): Measurement grid: dx=15mm, dy=15mm
Maximum value of SAR (measured) = 0.125 mW/g

1xRTT M ch/Zoom Scan (5x5x7)/Cube 0: Measurement grid: dx=7.5mm, dy=7.5mm, dz=5mm
Reference Value = 9.11 V/m; Power Drift = 0.143 dB
Peak SAR (extrapolated) = 0.182 W/kg
SAR(1 g) = 0.124 mW/g; SAR(10 g) = 0.080 mW/g
Maximum value of SAR (measured) = 0.133 mW/g

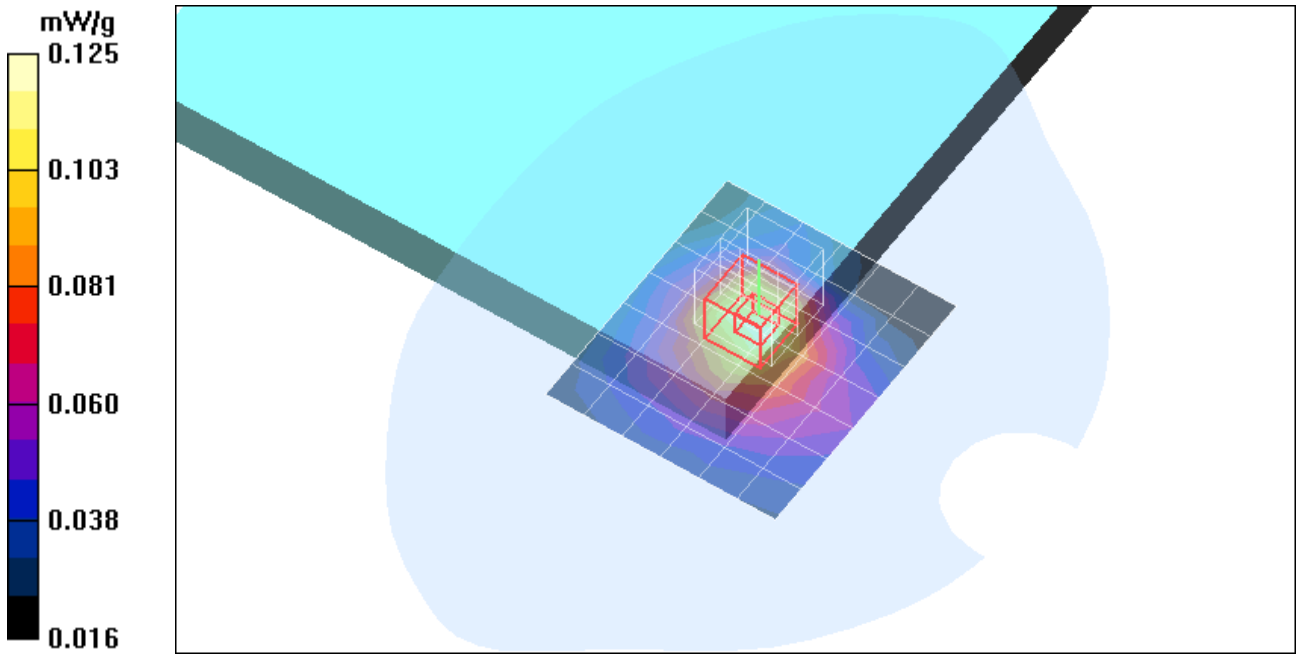

Date/Time: 10/5/2006 11:42:29 AM

Test Laboratory: Compliance Certification Services

CoTx_Lap Held - PCS Band (ThinkPad R60)

DUT: R60; Type: Host Laptop; Serial: N/A

Communication System: CDMA PCS band; Frequency: 1851.25 MHz;Duty Cycle: 1:1
Medium parameters used (interpolated): f = 1851.25 MHz; σ = 1.42 mho/m; ε_r = 53.7; ρ = 1000 kg/m^3
Phantom section: Flat Section

Room Ambient Temperature: 23.0deg. C; Liquid Temperature: 22.0 deg. C

DASY4 Configuration:
- Area Scan setting - Find Secondary Maximum Within: 2.0 dB and with a peak SAR value greater than 0.0012W/kg
- Probe: EX3DV4 - SN3552; ConvF(7.6, 7.6, 7.6); Calibrated: 5/30/2006
- Sensor-Surface: 4mm (Mechanical Surface Detection)
- Electronics: DAE4 SN558; Calibrated: 1/20/2006
- Phantom: SAM 2; Type: SAM 2; Serial: 1050
- Measurement SW: DASY4, V4.7 Build 44; Postprocessing SW: SEMCAD, V1.8 Build 171

1_1xEV-DO L-ch (CoTx w BT and 802.11b legacy mode)/Area Scan (7x8x1): Measurement grid: dx=15mm, dy=15mm

Info: Interpolated medium parameters used for SAR evaluation.
Maximum value of SAR (measured) = 0.162 mW/g

1_1xEV-DO L-ch (CoTx w BT and 802.11b legacy mode)/Zoom Scan (5x5x7)/Cube 0:

Measurement grid: dx=7.5mm, dy=7.5mm, dz=5mm
Reference Value = 10.6 V/m; Power Drift = 0.153 dB
Peak SAR (extrapolated) = 0.251 W/kg
SAR(1 g) = 0.172 mW/g; SAR(10 g) = 0.109 mW/g
Info: Interpolated medium parameters used for SAR evaluation.
Maximum value of SAR (measured) = 0.188 mW/g

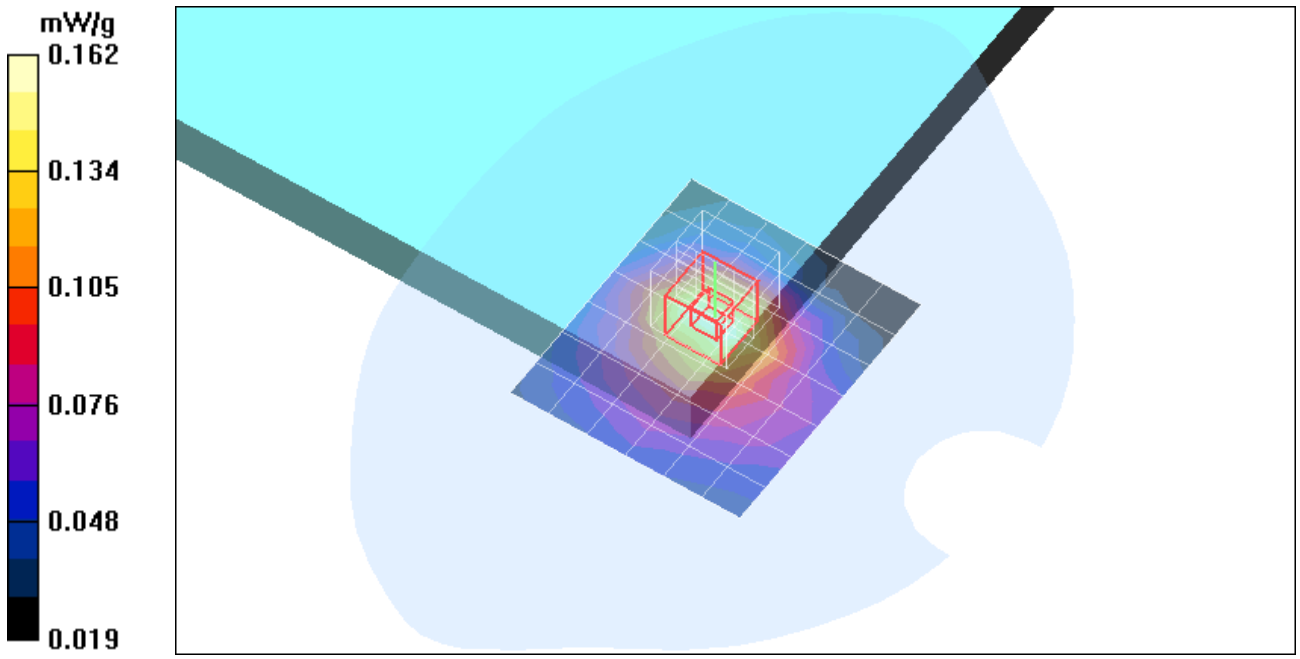

Date/Time: 10/5/2006 11:53:27 AM

Test Laboratory: Compliance Certification Services

CoTx_Lap Held - PCS Band (ThinkPad R60)

DUT: R60; Type: Host Laptop; Serial: N/A

Communication System: CDMA PCS band; Frequency: 1851.25 MHz;Duty Cycle: 1:1

1_1xEV-DO L-ch (CoTx w BT and 802.11b legacy mode)/Z Scan (1x1x29): Measurement grid: dx=20mm, dy=20mm, dz=3.5mm

Info: Interpolated medium parameters used for SAR evaluation.
Maximum value of SAR (measured) = 0.103 mW/g

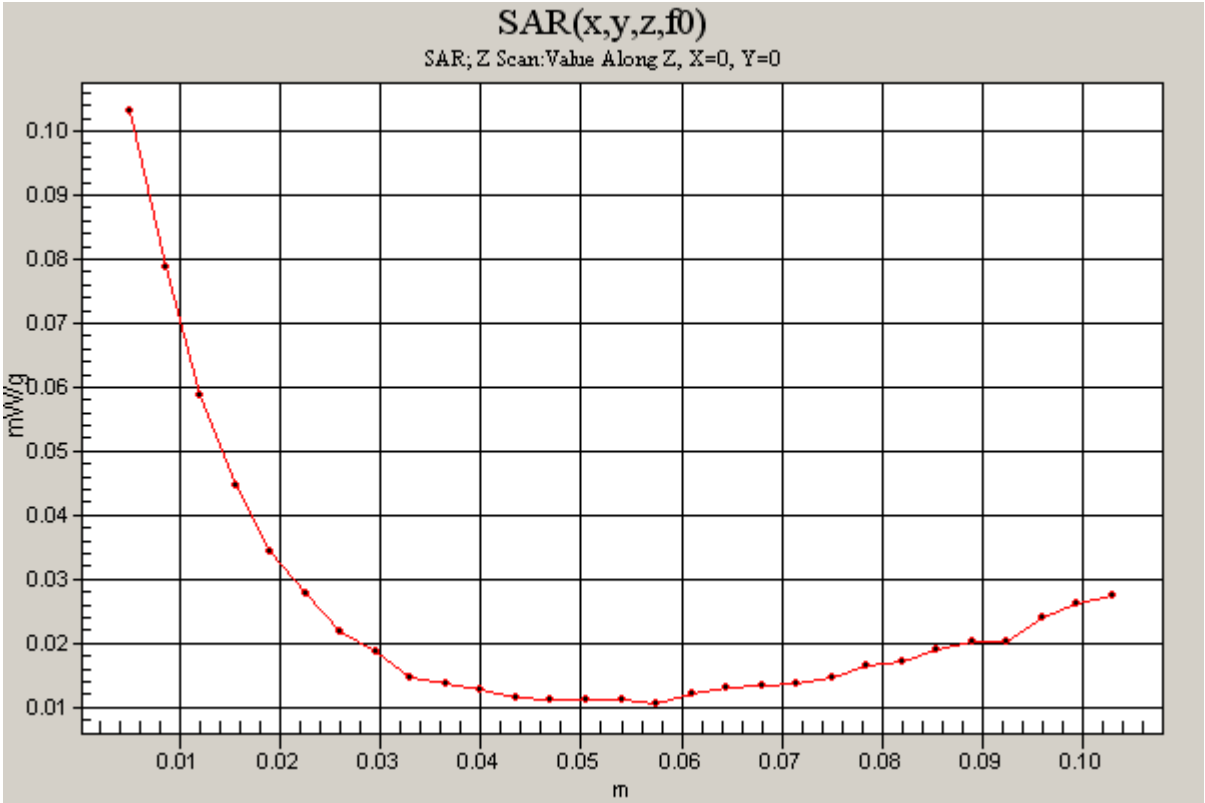

Date/Time: 10/5/2006 11:54:34 AM

Test Laboratory: Compliance Certification Services

CoTx_Lap Held - PCS Band (ThinkPad R60)

DUT: R60; Type: Host Laptop; Serial: N/A

Communication System: CDMA PCS band; Frequency: 1851.25 MHz;Duty Cycle: 1:1
Medium parameters used (interpolated): f = 1851.25 MHz; σ = 1.42 mho/m; ε_r = 53.7; ρ = 1000 kg/m^3
Phantom section: Flat Section

Room Ambient Temperature: 23.0deg. C; Liquid Temperature: 22.0 deg. C

DASY4 Configuration:
- Area Scan setting - Find Secondary Maximum Within: 2.0 dB and with a peak SAR value greater than 0.0012W/kg
- Probe: EX3DV4 - SN3552; ConvF(7.6, 7.6, 7.6); Calibrated: 5/30/2006
- Sensor-Surface: 4mm (Mechanical Surface Detection)
- Electronics: DAE4 SN558; Calibrated: 1/20/2006
- Phantom: SAM 2; Type: SAM 2; Serial: 1050
- Measurement SW: DASY4, V4.7 Build 44; Postprocessing SW: SEMCAD, V1.8 Build 171

2_1xEV-DO L-ch (CoTx w BT and 802.11g legacy mode)/Area Scan (7x8x1): Measurement grid: dx=15mm, dy=15mm

Info: Interpolated medium parameters used for SAR evaluation.
Maximum value of SAR (measured) = 0.165 mW/g

2_1xEV-DO L-ch (CoTx w BT and 802.11g legacy mode)/Zoom Scan (5x5x7)/Cube 0:

Measurement grid: dx=7.5mm, dy=7.5mm, dz=5mm
Reference Value = 10.7 V/m; Power Drift = -0.052 dB
Peak SAR (extrapolated) = 0.236 W/kg
SAR(1 g) = 0.163 mW/g; SAR(10 g) = 0.105 mW/g
Info: Interpolated medium parameters used for SAR evaluation.
Maximum value of SAR (measured) = 0.176 mW/g

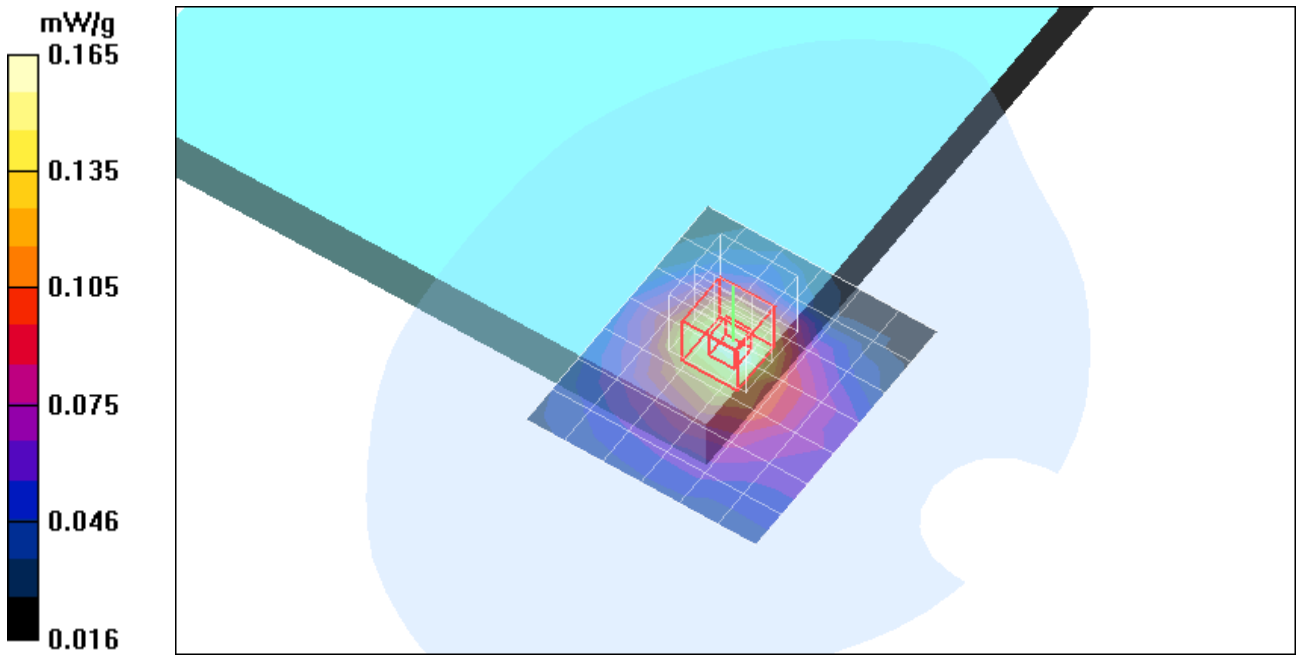

Date/Time: 10/5/2006 12:08:51 PM

Test Laboratory: Compliance Certification Services

CoTx_Lap Held - PCS Band (ThinkPad R60)

DUT: R60; Type: Host Laptop; Serial: N/A

Communication System: CDMA PCS band; Frequency: 1851.25 MHz;Duty Cycle: 1:1
Medium parameters used (interpolated): f = 1851.25 MHz; σ = 1.42 mho/m; ε_r = 53.7; ρ = 1000 kg/m^3
Phantom section: Flat Section

Room Ambient Temperature: 23.0deg. C; Liquid Temperature: 22.0 deg. C

DASY4 Configuration:
- Area Scan setting - Find Secondary Maximum Within: 2.0 dB and with a peak SAR value greater than 0.0012W/kg
- Probe: EX3DV4 - SN3552; ConvF(7.6, 7.6, 7.6); Calibrated: 5/30/2006
- Sensor-Surface: 4mm (Mechanical Surface Detection)
- Electronics: DAE4 SN558; Calibrated: 1/20/2006
- Phantom: SAM 2; Type: SAM 2; Serial: 1050
- Measurement SW: DASY4, V4.7 Build 44; Postprocessing SW: SEMCAD, V1.8 Build 171

3_1xEV-DO L-ch (CoTx w BT and 802.11g HT20)/Area Scan (7x8x1): Measurement grid: dx=15mm, dy=15mm

Info: Interpolated medium parameters used for SAR evaluation.
Maximum value of SAR (measured) = 0.158 mW/g

3_1xEV-DO L-ch (CoTx w BT and 802.11g HT20)/Zoom Scan (5x5x7)/Cube 0: Measurement grid: dx=7.5mm, dy=7.5mm, dz=5mm

Reference Value = 10.5 V/m; Power Drift = -0.102 dB
Peak SAR (extrapolated) = 0.242 W/kg
SAR(1 g) = 0.159 mW/g; SAR(10 g) = 0.099 mW/g
Info: Interpolated medium parameters used for SAR evaluation.
Maximum value of SAR (measured) = 0.173 mW/g

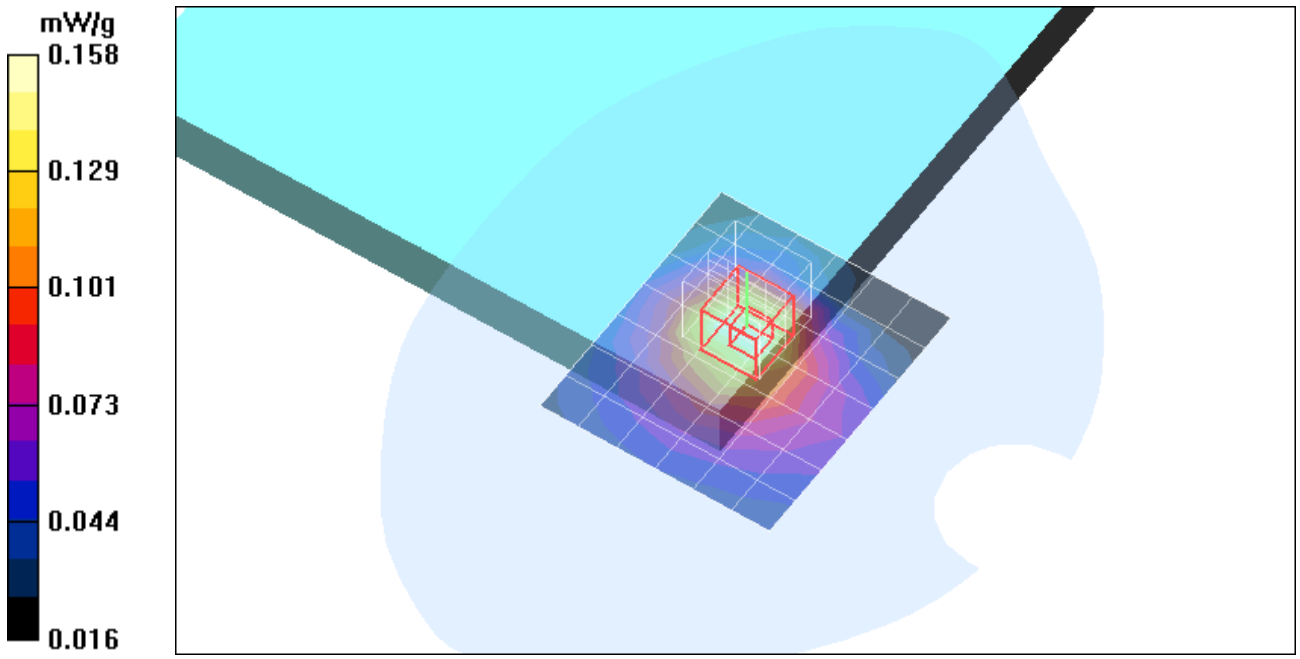

Date/Time: 10/5/2006 12:21:33 PM

Test Laboratory: Compliance Certification Services

CoTx_Lap Held - PCS Band (ThinkPad R60)

DUT: R60; Type: Host Laptop; Serial: N/A

Communication System: CDMA PCS band; Frequency: 1851.25 MHz;Duty Cycle: 1:1
Medium parameters used (interpolated): f = 1851.25 MHz; σ = 1.42 mho/m; ε_r = 53.7; ρ = 1000 kg/m^3
Phantom section: Flat Section

Room Ambient Temperature: 23.0deg. C; Liquid Temperature: 22.0 deg. C

DASY4 Configuration:
- Area Scan setting - Find Secondary Maximum Within: 2.0 dB and with a peak SAR value greater than 0.0012W/kg
- Probe: EX3DV4 - SN3552; ConvF(7.6, 7.6, 7.6); Calibrated: 5/30/2006
- Sensor-Surface: 4mm (Mechanical Surface Detection)
- Electronics: DAE4 SN558; Calibrated: 1/20/2006
- Phantom: SAM 2; Type: SAM 2; Serial: 1050
- Measurement SW: DASY4, V4.7 Build 44; Postprocessing SW: SEMCAD, V1.8 Build 171

4_1xEV-DO L-ch (CoTx w BT and 802.11g HT40)/Area Scan (7x8x1): Measurement grid: dx=15mm, dy=15mm

Info: Interpolated medium parameters used for SAR evaluation.
Maximum value of SAR (measured) = 0.160 mW/g

4_1xEV-DO L-ch (CoTx w BT and 802.11g HT40)/Zoom Scan (5x5x7)/Cube 0: Measurement grid: dx=7.5mm, dy=7.5mm, dz=5mm

Reference Value = 10.5 V/m; Power Drift = -0.006 dB
Peak SAR (extrapolated) = 0.232 W/kg
SAR(1 g) = 0.161 mW/g; SAR(10 g) = 0.104 mW/g
Info: Interpolated medium parameters used for SAR evaluation.
Maximum value of SAR (measured) = 0.175 mW/g

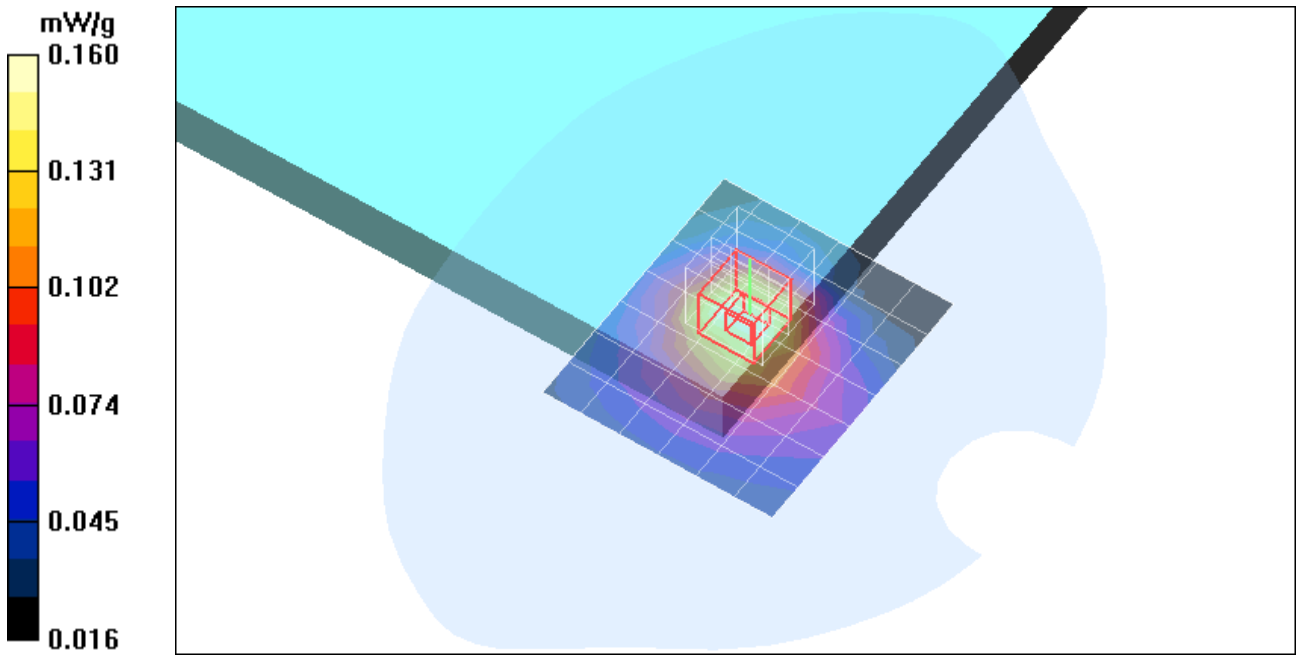

Date/Time: 10/5/2006 12:38:04 PM

Test Laboratory: Compliance Certification Services

CoTx_Lap Held - PCS Band (ThinkPad R60)

DUT: R60; Type: Host Laptop; Serial: N/A

Communication System: CDMA PCS band; Frequency: 1851.25 MHz;Duty Cycle: 1:1
Medium parameters used (interpolated): f = 1851.25 MHz; σ = 1.42 mho/m; ε_r = 53.7; ρ = 1000 kg/m^3
Phantom section: Flat Section

Room Ambient Temperature: 23.0deg. C; Liquid Temperature: 22.0 deg. C

DASY4 Configuration:
- Area Scan setting - Find Secondary Maximum Within: 2.0 dB and with a peak SAR value greater than 0.0012W/kg
- Probe: EX3DV4 - SN3552; ConvF(7.6, 7.6, 7.6); Calibrated: 5/30/2006
- Sensor-Surface: 4mm (Mechanical Surface Detection)
- Electronics: DAE4 SN558; Calibrated: 1/20/2006
- Phantom: SAM 2; Type: SAM 2; Serial: 1050
- Measurement SW: DASY4, V4.7 Build 44; Postprocessing SW: SEMCAD, V1.8 Build 171

5_1xEV-DO L-ch (CoTx w BT and 802.11a 5.2GHz legacy mode)/Area Scan (7x8x1):

Measurement grid: dx=15mm, dy=15mm
Info: Interpolated medium parameters used for SAR evaluation.
Maximum value of SAR (measured) = 0.155 mW/g

5_1xEV-DO L-ch (CoTx w BT and 802.11a 5.2GHz legacy mode)/Zoom Scan (5x5x7)/Cube 0: Measurement grid: dx=7.5mm, dy=7.5mm, dz=5mm

Reference Value = 10.1 V/m; Power Drift = 0.190 dB
Peak SAR (extrapolated) = 0.230 W/kg
SAR(1 g) = 0.156 mW/g; SAR(10 g) = 0.099 mW/g
Info: Interpolated medium parameters used for SAR evaluation.
Maximum value of SAR (measured) = 0.172 mW/g

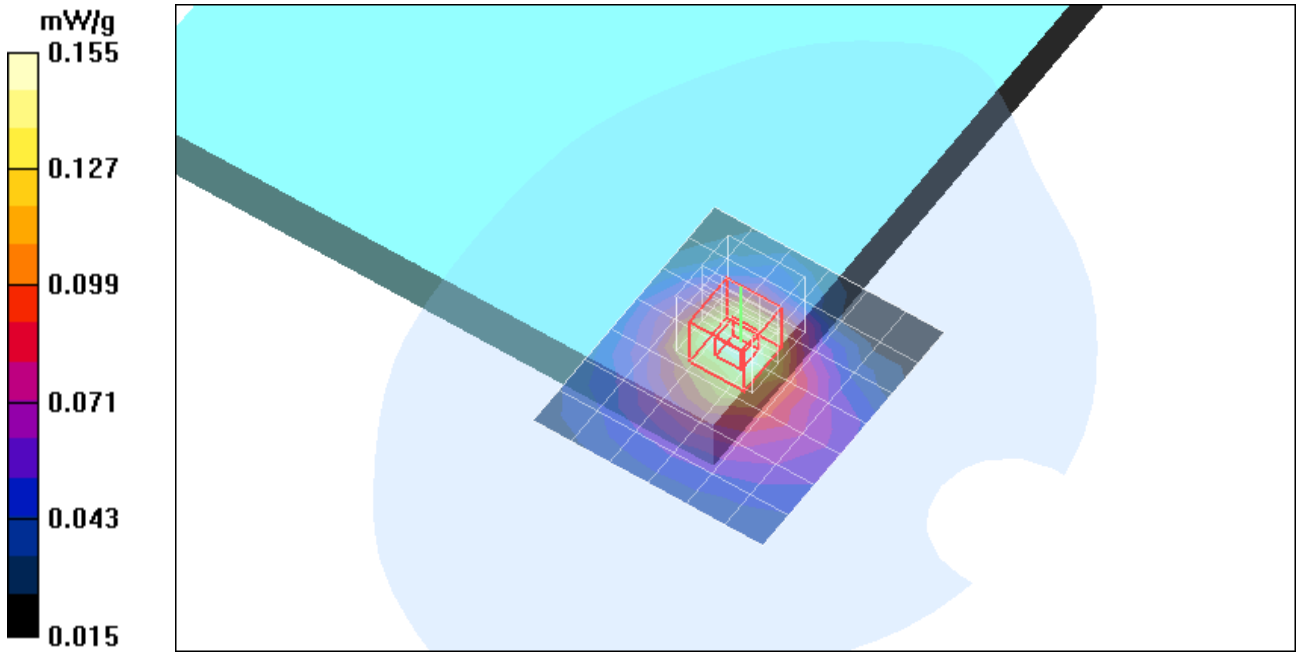

Date/Time: 10/5/2006 12:50:29 PM

Test Laboratory: Compliance Certification Services

CoTx_Lap Held - PCS Band (ThinkPad R60)

DUT: R60; Type: Host Laptop; Serial: N/A

Communication System: CDMA PCS band; Frequency: 1851.25 MHz;Duty Cycle: 1:1
Medium parameters used (interpolated): f = 1851.25 MHz; σ = 1.42 mho/m; ε_r = 53.7; ρ = 1000 kg/m^3
Phantom section: Flat Section

Room Ambient Temperature: 23.0deg. C; Liquid Temperature: 22.0 deg. C

DASY4 Configuration:
- Area Scan setting - Find Secondary Maximum Within: 2.0 dB and with a peak SAR value greater than 0.0012W/kg
- Probe: EX3DV4 - SN3552; ConvF(7.6, 7.6, 7.6); Calibrated: 5/30/2006
- Sensor-Surface: 4mm (Mechanical Surface Detection)
- Electronics: DAE4 SN558; Calibrated: 1/20/2006
- Phantom: SAM 2; Type: SAM 2; Serial: 1050
- Measurement SW: DASY4, V4.7 Build 44; Postprocessing SW: SEMCAD, V1.8 Build 171

6_1xEV-DO L-ch (CoTx w BT and 802.11g 5.2GHz HT20)/Area Scan (7x8x1): Measurement grid: dx=15mm, dy=15mm

Info: Interpolated medium parameters used for SAR evaluation.
Maximum value of SAR (measured) = 0.158 mW/g

6_1xEV-DO L-ch (CoTx w BT and 802.11g 5.2GHz HT20)/Zoom Scan (5x5x7)/Cube 0:

Measurement grid: dx=7.5mm, dy=7.5mm, dz=5mm
Reference Value = 10.1 V/m; Power Drift = 0.074 dB
Peak SAR (extrapolated) = 0.208 W/kg
SAR(1 g) = 0.145 mW/g; SAR(10 g) = 0.092 mW/g
Info: Interpolated medium parameters used for SAR evaluation.
Maximum value of SAR (measured) = 0.156 mW/g

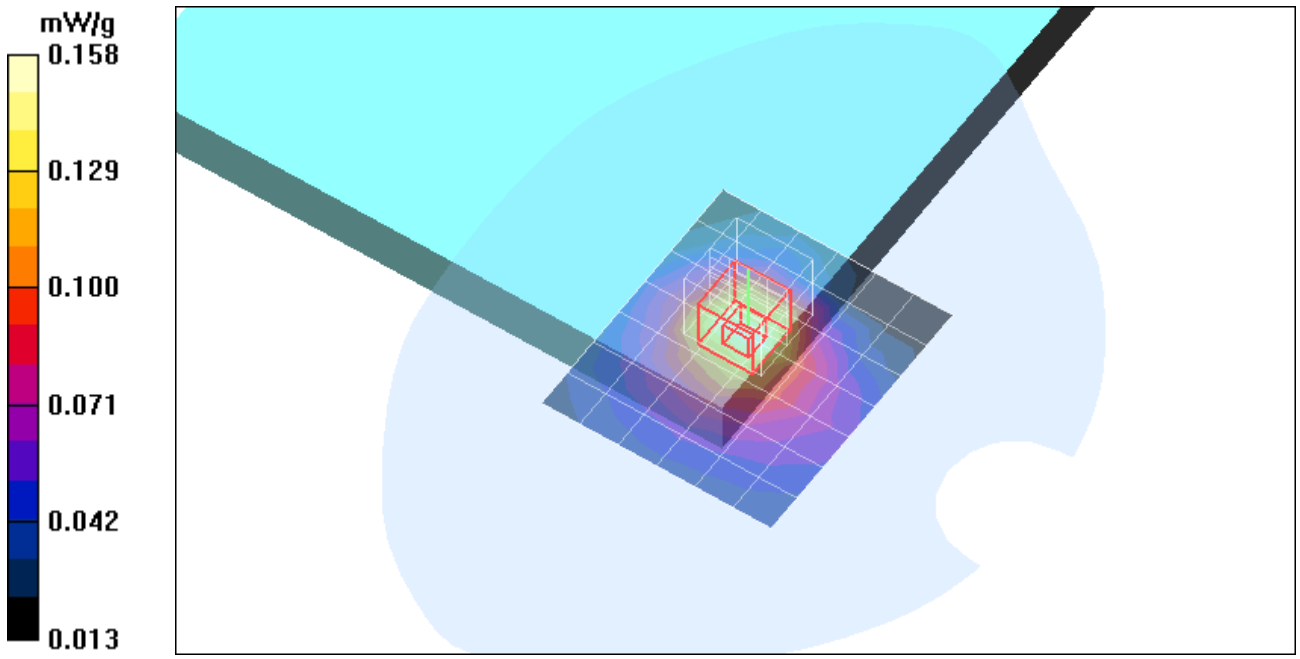

Date/Time: 10/5/2006 1:02:53 PM

Test Laboratory: Compliance Certification Services

CoTx_Lap Held - PCS Band (ThinkPad R60)

DUT: R60; Type: Host Laptop; Serial: N/A

Communication System: CDMA PCS band; Frequency: 1851.25 MHz;Duty Cycle: 1:1
Medium parameters used (interpolated): f = 1851.25 MHz; σ = 1.42 mho/m; ε_r = 53.7; ρ = 1000 kg/m^3
Phantom section: Flat Section

Room Ambient Temperature: 23.0deg. C; Liquid Temperature: 22.0 deg. C

DASY4 Configuration:
- Area Scan setting - Find Secondary Maximum Within: 2.0 dB and with a peak SAR value greater than 0.0012W/kg
- Probe: EX3DV4 - SN3552; ConvF(7.6, 7.6, 7.6); Calibrated: 5/30/2006
- Sensor-Surface: 4mm (Mechanical Surface Detection)
- Electronics: DAE4 SN558; Calibrated: 1/20/2006
- Phantom: SAM 2; Type: SAM 2; Serial: 1050
- Measurement SW: DASY4, V4.7 Build 44; Postprocessing SW: SEMCAD, V1.8 Build 171

7_1xEV-DO L-ch (CoTx w BT and 802.11g 5.2GHz HT40)/Area Scan (7x8x1): Measurement grid: dx=15mm, dy=15mm

Info: Interpolated medium parameters used for SAR evaluation.
Maximum value of SAR (measured) = 0.148 mW/g

7_1xEV-DO L-ch (CoTx w BT and 802.11g 5.2GHz HT40)/Zoom Scan (5x5x7)/Cube 0:

Measurement grid: dx=7.5mm, dy=7.5mm, dz=5mm
Reference Value = 9.85 V/m; Power Drift = 0.129 dB
Peak SAR (extrapolated) = 0.216 W/kg
SAR(1 g) = 0.145 mW/g; SAR(10 g) = 0.091 mW/g
Info: Interpolated medium parameters used for SAR evaluation.
Maximum value of SAR (measured) = 0.158 mW/g

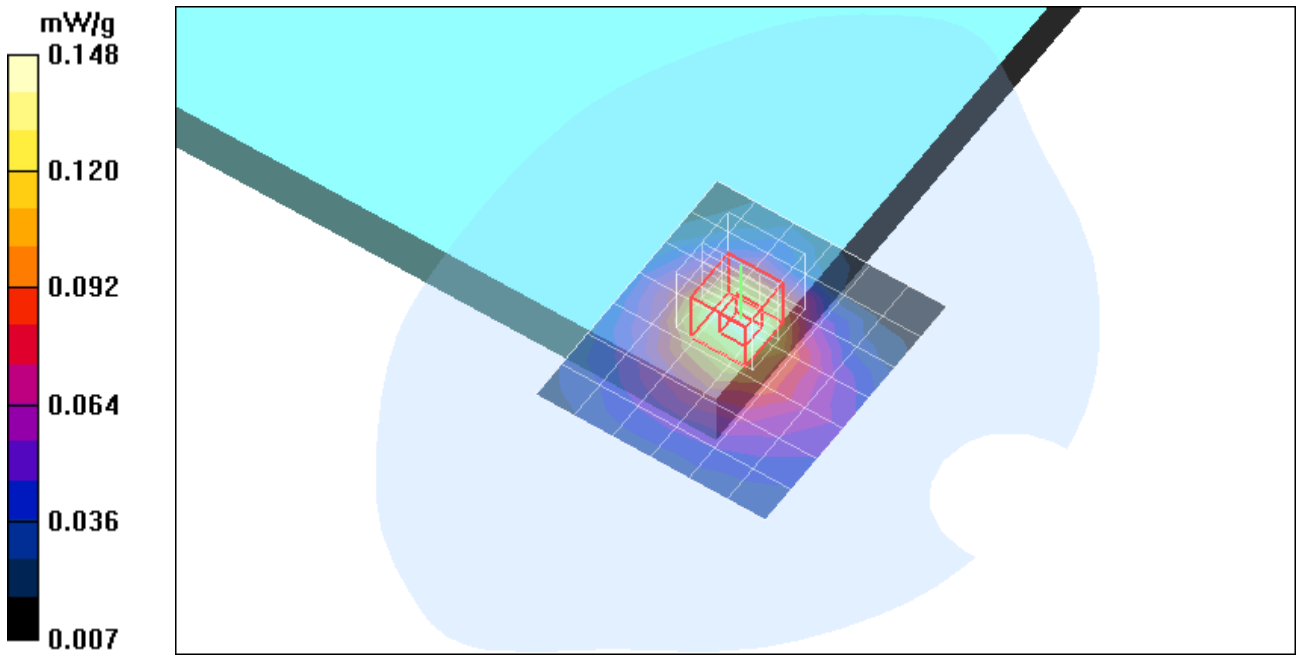

Date/Time: 10/5/2006 1:15:19 PM

Test Laboratory: Compliance Certification Services

CoTx_Lap Held - PCS Band (ThinkPad R60)

DUT: R60; Type: Host Laptop; Serial: N/A

Communication System: CDMA PCS band; Frequency: 1851.25 MHz;Duty Cycle: 1:1
Medium parameters used (interpolated): f = 1851.25 MHz; σ = 1.42 mho/m; ε_r = 53.7; ρ = 1000 kg/m^3
Phantom section: Flat Section

Room Ambient Temperature: 23.0deg. C; Liquid Temperature: 22.0 deg. C

DASY4 Configuration:
- Area Scan setting - Find Secondary Maximum Within: 2.0 dB and with a peak SAR value greater than 0.0012W/kg
- Probe: EX3DV4 - SN3552; ConvF(7.6, 7.6, 7.6); Calibrated: 5/30/2006
- Sensor-Surface: 4mm (Mechanical Surface Detection)
- Electronics: DAE4 SN558; Calibrated: 1/20/2006
- Phantom: SAM 2; Type: SAM 2; Serial: 1050
- Measurement SW: DASY4, V4.7 Build 44; Postprocessing SW: SEMCAD, V1.8 Build 171

8_1xEV-DO L-ch (CoTx w BT and 802.11g 5.8GHz legacy)/Area Scan (7x8x1): Measurement grid: dx=15mm, dy=15mm

Info: Interpolated medium parameters used for SAR evaluation.
Maximum value of SAR (measured) = 0.148 mW/g

8_1xEV-DO L-ch (CoTx w BT and 802.11g 5.8GHz legacy)/Zoom Scan (5x5x7)/Cube 0:

Measurement grid: dx=7.5mm, dy=7.5mm, dz=5mm
Reference Value = 9.87 V/m; Power Drift = 0.171 dB
Peak SAR (extrapolated) = 0.214 W/kg
SAR(1 g) = 0.146 mW/g; SAR(10 g) = 0.091 mW/g
Info: Interpolated medium parameters used for SAR evaluation.
Maximum value of SAR (measured) = 0.160 mW/g

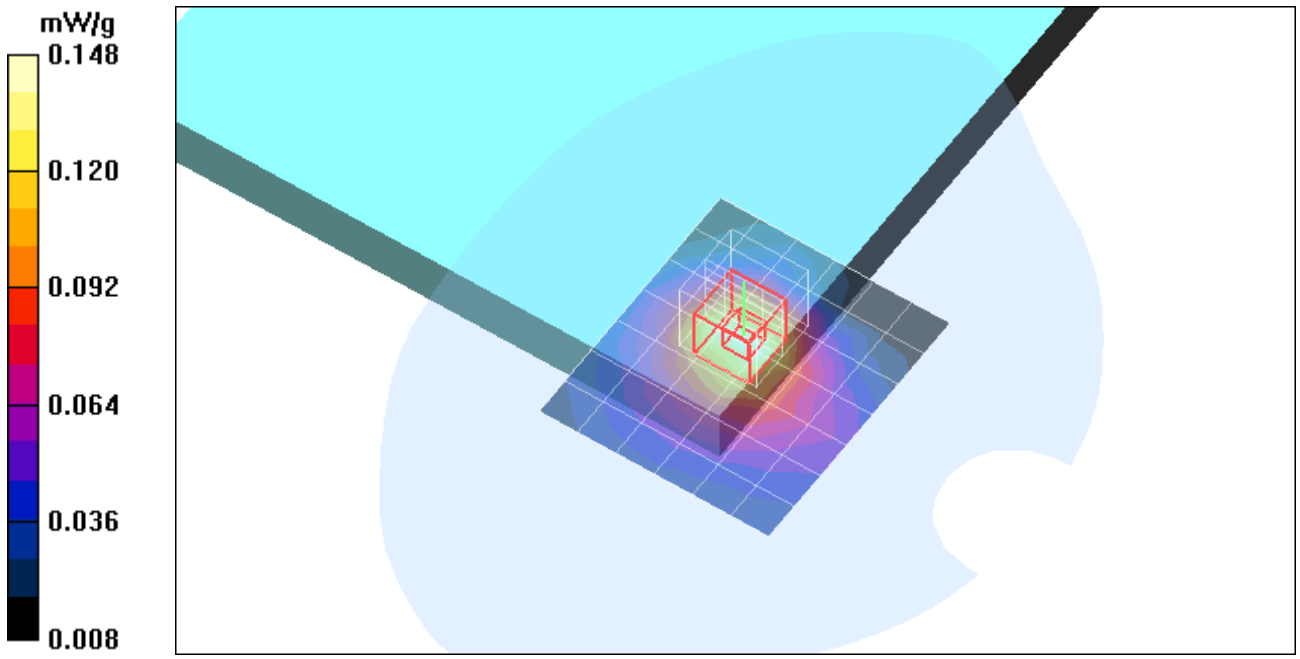

Date/Time: 10/5/2006 1:27:46 PM

Test Laboratory: Compliance Certification Services

CoTx_Lap Held - PCS Band (ThinkPad R60)

DUT: R60; Type: Host Laptop; Serial: N/A

Communication System: CDMA PCS band; Frequency: 1851.25 MHz;Duty Cycle: 1:1
Medium parameters used (interpolated): f = 1851.25 MHz; σ = 1.42 mho/m; ε_r = 53.7; ρ = 1000 kg/m^3
Phantom section: Flat Section

Room Ambient Temperature: 23.0deg. C; Liquid Temperature: 22.0 deg. C

DASY4 Configuration:
- Area Scan setting - Find Secondary Maximum Within: 2.0 dB and with a peak SAR value greater than 0.0012W/kg
- Probe: EX3DV4 - SN3552; ConvF(7.6, 7.6, 7.6); Calibrated: 5/30/2006
- Sensor-Surface: 4mm (Mechanical Surface Detection)
- Electronics: DAE4 SN558; Calibrated: 1/20/2006
- Phantom: SAM 2; Type: SAM 2; Serial: 1050
- Measurement SW: DASY4, V4.7 Build 44; Postprocessing SW: SEMCAD, V1.8 Build 171

9_1xEV-DO L-ch (CoTx w BT and 802.11g 5.8GHz HT20)/Area Scan (7x8x1): Measurement grid: dx=15mm, dy=15mm

Info: Interpolated medium parameters used for SAR evaluation.
Maximum value of SAR (measured) = 0.147 mW/g

9_1xEV-DO L-ch (CoTx w BT and 802.11g 5.8GHz HT20)/Zoom Scan (5x5x7)/Cube 0:

Measurement grid: dx=7.5mm, dy=7.5mm, dz=5mm
Reference Value = 9.94 V/m; Power Drift = 0.030 dB
Peak SAR (extrapolated) = 0.201 W/kg
SAR(1 g) = 0.143 mW/g; SAR(10 g) = 0.091 mW/g
Info: Interpolated medium parameters used for SAR evaluation.
Maximum value of SAR (measured) = 0.153 mW/g

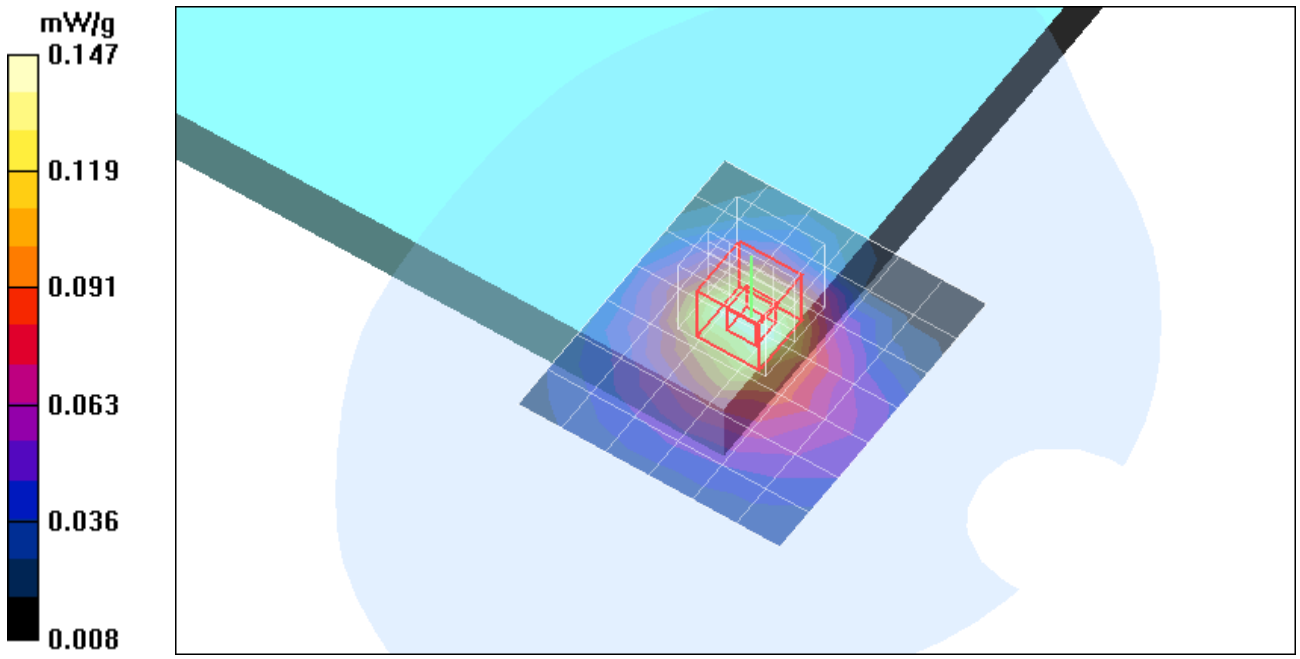

Date/Time: 10/5/2006 1:40:15 PM

Test Laboratory: Compliance Certification Services

CoTx_Lap Held - PCS Band (ThinkPad R60)

DUT: R60; Type: Host Laptop; Serial: N/A

Communication System: CDMA PCS band; Frequency: 1851.25 MHz;Duty Cycle: 1:1
Medium parameters used (interpolated): f = 1851.25 MHz; σ = 1.42 mho/m; ε_r = 53.7; ρ = 1000 kg/m^3
Phantom section: Flat Section

Room Ambient Temperature: 23.0deg. C; Liquid Temperature: 22.0 deg. C

DASY4 Configuration:
- Area Scan setting - Find Secondary Maximum Within: 2.0 dB and with a peak SAR value greater than 0.0012W/kg
- Probe: EX3DV4 - SN3552; ConvF(7.6, 7.6, 7.6); Calibrated: 5/30/2006
- Sensor-Surface: 4mm (Mechanical Surface Detection)
- Electronics: DAE4 SN558; Calibrated: 1/20/2006
- Phantom: SAM 2; Type: SAM 2; Serial: 1050
- Measurement SW: DASY4, V4.7 Build 44; Postprocessing SW: SEMCAD, V1.8 Build 171

10_1xEV-DO L-ch (CoTx w BT and 802.11g 5.8GHz HT40)/Area Scan (7x8x1): Measurement grid: dx=15mm, dy=15mm

Info: Interpolated medium parameters used for SAR evaluation.
Maximum value of SAR (measured) = 0.145 mW/g

10_1xEV-DO L-ch (CoTx w BT and 802.11g 5.8GHz HT40)/Zoom Scan (5x5x7)/Cube 0:
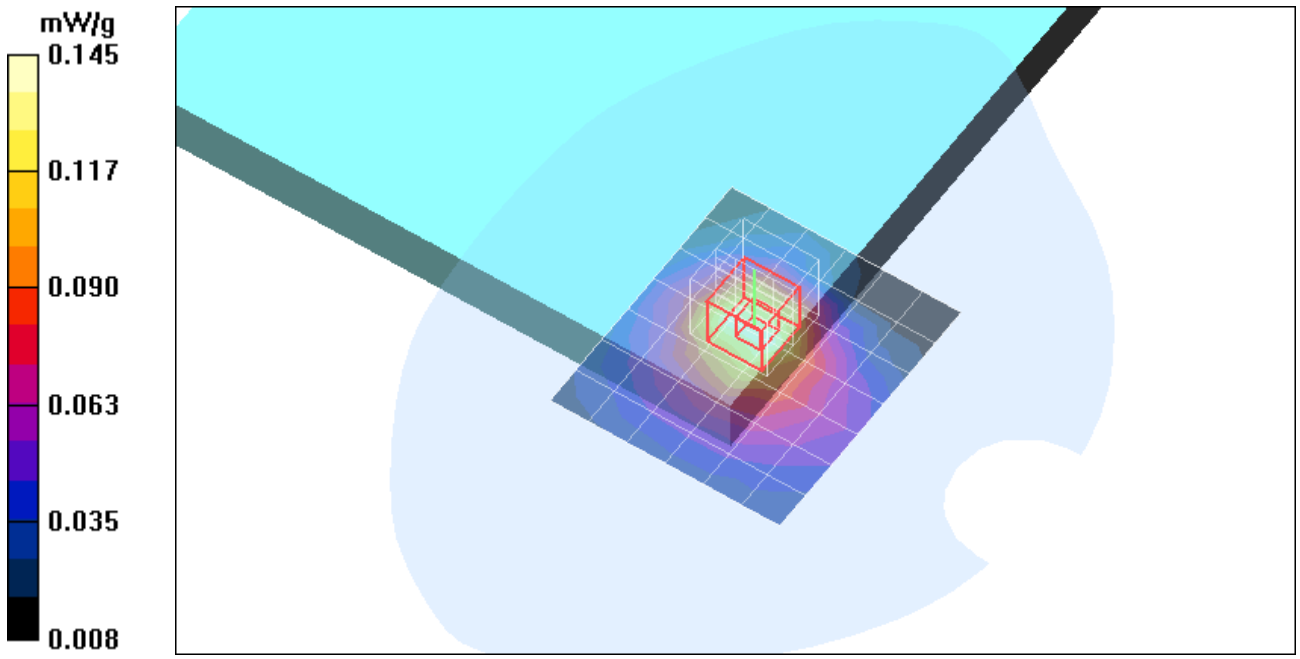
Measurement grid: dx=7.5mm, dy=7.5mm, dz=5mm
Reference Value = 9.97 V/m; Power Drift = 0.033 dB
Peak SAR (extrapolated) = 0.215 W/kg
SAR(1 g) = 0.144 mW/g; SAR(10 g) = 0.091 mW/g
Info: Interpolated medium parameters used for SAR evaluation.
Maximum value of SAR (measured) = 0.156 mW/g