Test Laboratory: Compliance Certification Services

1_WLAN OFF

DUT: Sierra Wireless (Lenovo); Type: M-note ; Serial: n/a

Communication System: CDMA; Frequency: 824.7 MHz;Duty Cycle: 1:1
Medium parameters used (interpolated): f = 824.7 MHz; σ = 0.984 mho/m; ε_r = 56.3; ρ = 1000 kg/m^3
Phantom section: Flat Section

Room Ambient Temperature: 24.0 deg. C; Liquid Temperature: 23.0 deg. C

DASY4 Configuration:
- Area Scan setting - Find Secondary Maximum Within: 2.0 dB and with a peak SAR value greater than 0.0012W/kg
- Probe: EX3DV4 - SN3552 ; ConvF(9.72, 9.72, 9.72); Calibrated: 3/19/2005
- Sensor-Surface: 2.5mm (Mechanical Surface Detection)
- Electronics: DAE3 Sn500; Calibrated: 2/7/2005
- Phantom: SAM 2; Type: SAM 2; Serial: 1050
- Measurement SW: DASY4, V4.5 Build 19; Postprocessing SW: SEMCAD, V1.8 Build 146

Levono M-note Metal LCD Cover L-ch/Area Scan (9x12x1): Measurement grid: dx=15mm, dy=15mm

Info: Interpolated medium parameters used for SAR evaluation!
Maximum value of SAR (measured) = 0.070 mW/g

Levono M-note Metal LCD Cover L-ch/Zoom Scan (5x5x7)/Cube 0: Measurement grid: dx=7.5mm, dy=7.5mm, dz=5mm

Reference Value = 8.32 V/m; Power Drift = 0.00 dB
Peak SAR (extrapolated) = 0.085 W/kg
SAR(1 g) = 0.063 mW/g; SAR(10 g) = 0.049 mW/g
Info: Interpolated medium parameters used for SAR evaluation!
Maximum value of SAR (measured) = 0.072 mW/g

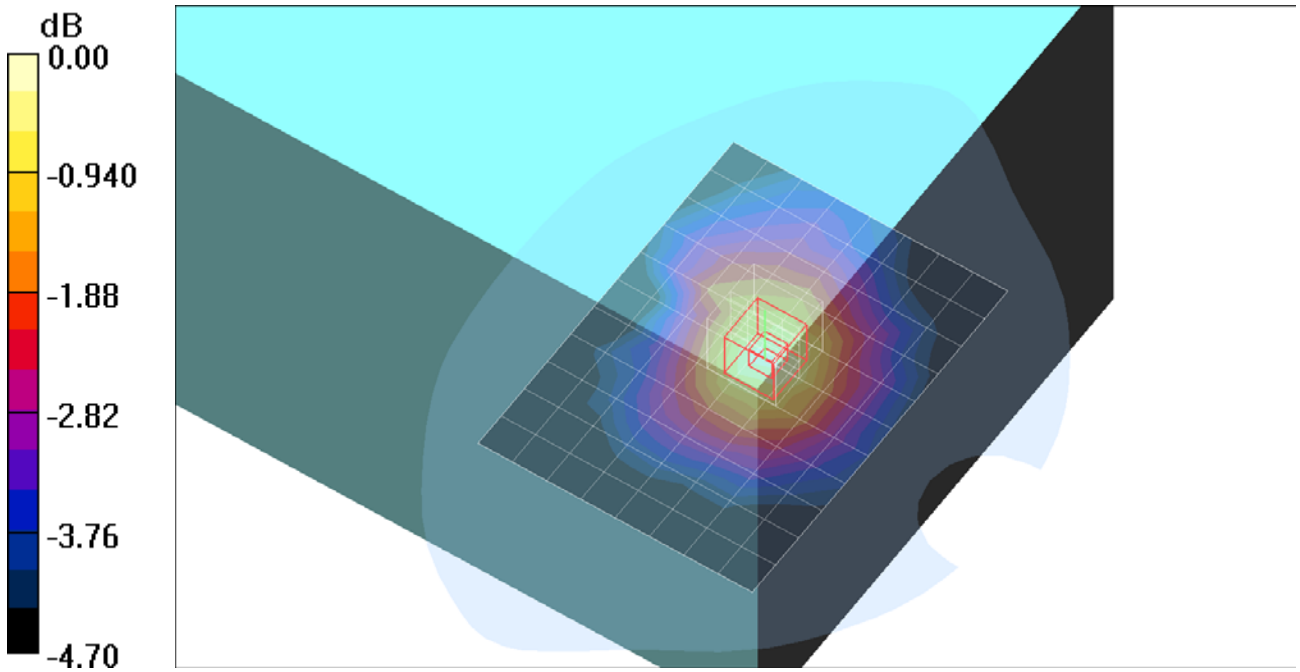

0 dB = 0.072mW/g

Test Laboratory: Compliance Certification Services

1_WLAN OFF

DUT: Sierra Wireless (Lenovo); Type: M-note ; Serial: n/a

Communication System: CDMA; Frequency: 836.52 MHz;Duty Cycle: 1:1
Medium parameters used (interpolated): f = 836.52 MHz; σ = 0.997 mho/m; ε_r = 56.1; ρ = 1000 kg/m^3
Phantom section: Flat Section

Room Ambient Temperature: 24.0 deg. C; Liquid Temperature: 23.0 deg. C

DASY4 Configuration:
- Area Scan setting - Find Secondary Maximum Within: 2.0 dB and with a peak SAR value greater than 0.0012W/kg
- Probe: EX3DV4 - SN3552 ; ConvF(9.72, 9.72, 9.72); Calibrated: 3/19/2005
- Sensor-Surface: 2.5mm (Mechanical Surface Detection)
- Electronics: DAE3 Sn500; Calibrated: 2/7/2005
- Phantom: SAM 2; Type: SAM 2; Serial: 1050
- Measurement SW: DASY4, V4.5 Build 19; Postprocessing SW: SEMCAD, V1.8 Build 146

Levono M-note Metal LCD Cover M-ch/Area Scan (9x12x1): Measurement grid: dx=15mm, dy=15mm

Info: Interpolated medium parameters used for SAR evaluation!
Maximum value of SAR (measured) = 0.073 mW/g

Levono M-note Metal LCD Cover M-ch/Zoom Scan (5x5x7)/Cube 0: Measurement grid: dx=7.5mm, dy=7.5mm, dz=5mm

Reference Value = 8.45 V/m; Power Drift = -0.065 dB
Peak SAR (extrapolated) = 0.085 W/kg
SAR(1 g) = 0.065 mW/g; SAR(10 g) = 0.050 mW/g
Info: Interpolated medium parameters used for SAR evaluation!

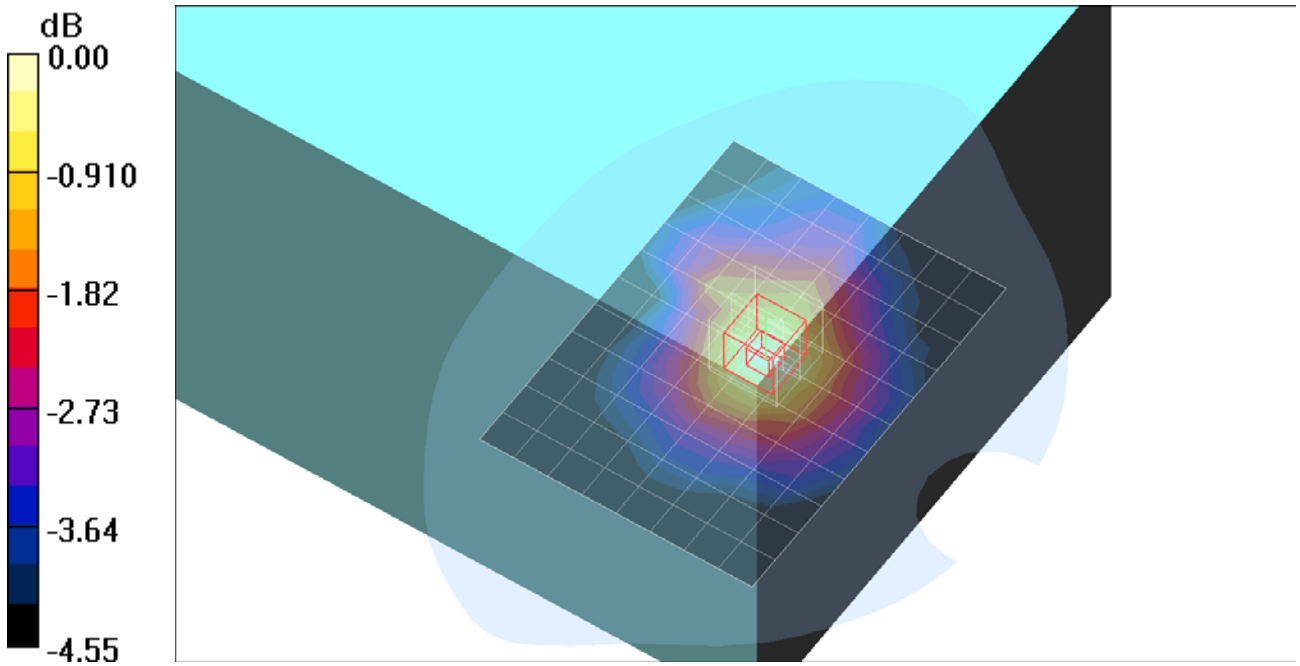

0 dB = 0.073mW/g

Test Laboratory: Compliance Certification Services

1_WLAN OFF

DUT: Sierra Wireless (Lenovo); Type: M-note ; Serial: n/a

Communication System: CDMA; Frequency: 848.31 MHz;Duty Cycle: 1:1
Medium parameters used (interpolated): f = 848.31 MHz; σ = 1.01 mho/m; ε_r = 56; ρ = 1000 kg/m^3
Phantom section: Flat Section

Room Ambient Temperature: 24.0 deg. C; Liquid Temperature: 23.0 deg. C

DASY4 Configuration:
- Area Scan setting - Find Secondary Maximum Within: 2.0 dB and with a peak SAR value greater than 0.0012W/kg
- Probe: EX3DV4 - SN3552 ; ConvF(9.72, 9.72, 9.72); Calibrated: 3/19/2005
- Sensor-Surface: 2.5mm (Mechanical Surface Detection)
- Electronics: DAE3 Sn500; Calibrated: 2/7/2005
- Phantom: SAM 2; Type: SAM 2; Serial: 1050
- Measurement SW: DASY4, V4.5 Build 19; Postprocessing SW: SEMCAD, V1.8 Build 146

Levono M-note Metal LCD Cover H-ch/Area Scan (9x12x1): Measurement grid: dx=15mm, dy=15mm

Info: Interpolated medium parameters used for SAR evaluation!
Maximum value of SAR (measured) = 0.093 mW/g

Levono M-note Metal LCD Cover H-ch/Zoom Scan (5x5x7)/Cube 0: Measurement grid: dx=7.5mm, dy=7.5mm, dz=5mm

Reference Value = 9.29 V/m; Power Drift = -0.085 dB
Peak SAR (extrapolated) = 0.122 W/kg
SAR(1 g) = 0.082 mW/g; SAR(10 g) = 0.062 mW/g
Info: Interpolated medium parameters used for SAR evaluation!
Maximum value of SAR (measured) = 0.097 mW/g

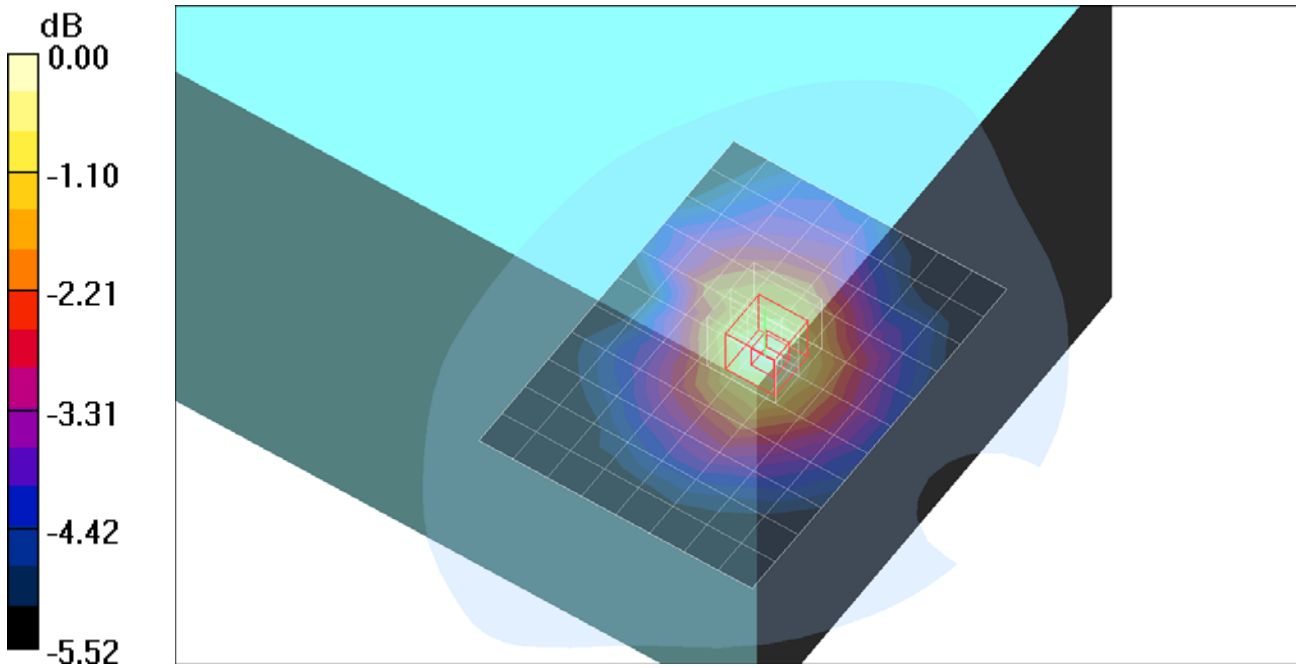

0 dB = 0.097mW/g

Test Laboratory: Compliance Certification Services

1_WLAN ON

DUT: Sierra Wireless (Lenovo); Type: M-note ; Serial: n/a

Communication System: CDMA; Frequency: 836.52 MHz;Duty Cycle: 1:1
Medium parameters used (interpolated): f = 836.52 MHz; σ = 0.997 mho/m; ε_r = 56.1; ρ = 1000 kg/m^3
Phantom section: Flat Section

Room Ambient Temperature: 24.0 deg. C; Liquid Temperature: 23.0 deg. C

DASY4 Configuration:
- Area Scan setting - Find Secondary Maximum Within: 2.0 dB and with a peak SAR value greater than 0.0012W/kg
- Probe: EX3DV4 - SN3552 ; ConvF(9.72, 9.72, 9.72); Calibrated: 3/19/2005
- Sensor-Surface: 2.5mm (Mechanical Surface Detection)
- Electronics: DAE3 Sn500; Calibrated: 2/7/2005
- Phantom: SAM 2; Type: SAM 2; Serial: 1050
- Measurement SW: DASY4, V4.5 Build 19; Postprocessing SW: SEMCAD, V1.8 Build 146

Levono M-note Metal LCD Cover/Area Scan (9x12x1): Measurement grid: dx=15mm, dy=15mm
Info: Interpolated medium parameters used for SAR evaluation!
Maximum value of SAR (measured) = 0.066 mW/g

Levono M-note Metal LCD Cover/Zoom Scan (5x5x7)/Cube 0: Measurement grid: dx=7.5mm, dy=7.5mm, dz=5mm
Reference Value = 8.19 V/m; Power Drift = -0.161 dB
Peak SAR (extrapolated) = 0.082 W/kg
SAR(1 g) = 0.061 mW/g; SAR(10 g) = 0.048 mW/g
Info: Interpolated medium parameters used for SAR evaluation!
Maximum value of SAR (measured) = 0.068 mW/g

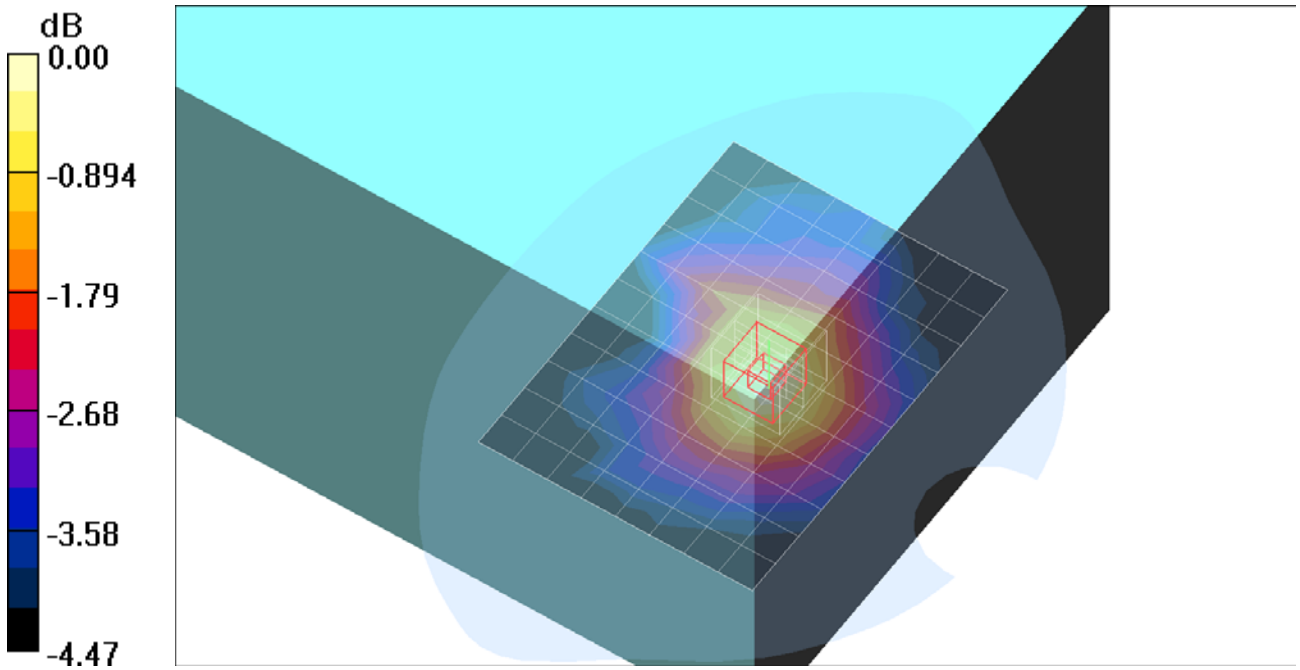

0 dB = 0.068mW/g

Test Laboratory: Compliance Certification Services

1_WLAN OFF

DUT: Sierra Wireless (Lenovo); Type: M-note ; Serial: n/a

Communication System: CDMA PCS band; Frequency: 1851.25 MHz;Duty Cycle: 1:1
Medium parameters used (interpolated): f = 1851.25 MHz; σ = 1.54 mho/m; ε_r = 55.1; ρ = 1000 kg/m^3
Phantom section: Flat Section

Room Ambient Temperature: 23 deg. C; Liquid Temperature: 22 deg. C

DASY4 Configuration:
- Area Scan setting - Find Secondary Maximum Within: 2.0 dB and with a peak SAR value greater than 0.0012W/kg
- Probe: EX3DV4 - SN3552 ; ConvF(7.82, 7.82, 7.82); Calibrated: 3/19/2005
- Sensor-Surface: 2.5mm (Mechanical Surface Detection)
- Electronics: DAE3 Sn500; Calibrated: 2/7/2005
- Phantom: SAM 2; Type: SAM 2; Serial: 1050
- Measurement SW: DASY4, V4.5 Build 19; Postprocessing SW: SEMCAD, V1.8 Build 146

Levono M-note Metal LCD Cover L-ch/Area Scan (9x12x1): Measurement grid: dx=15mm, dy=15mm

Info: Interpolated medium parameters used for SAR evaluation!
Maximum value of SAR (measured) = 0.084 mW/g

Levono M-note Metal LCD Cover L-ch/Zoom Scan (5x5x7)/Cube 0: Measurement grid: dx=7.5mm, dy=7.5mm, dz=5mm

Reference Value = 6.32 V/m; Power Drift = -0.149 dB
Peak SAR (extrapolated) = 0.115 W/kg
SAR(1 g) = 0.093 mW/g; SAR(10 g) = 0.074 mW/g

Info: Interpolated medium parameters used for SAR evaluation!
Maximum value of SAR (measured) = 0.102 mW/g

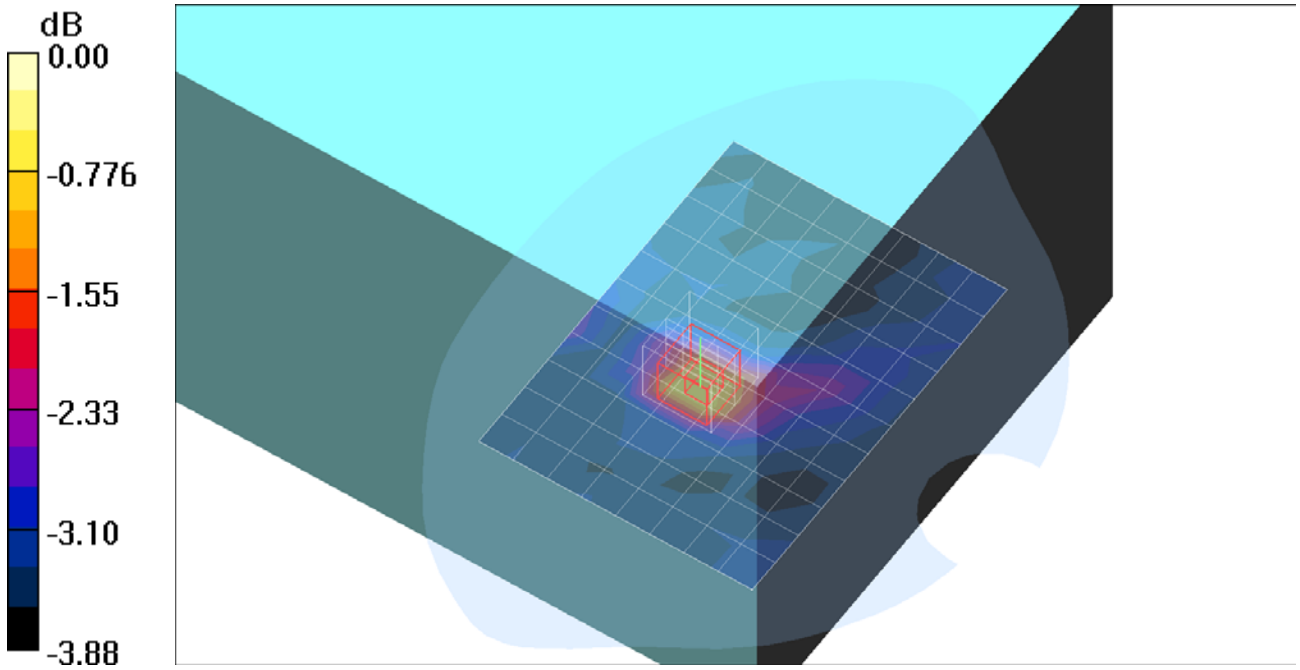

0 dB = 0.102mW/g

Test Laboratory: Compliance Certification Services

1_WLAN OFF

DUT: Sierra Wireless (Lenovo); Type: M-note ; Serial: n/a

Communication System: CDMA PCS band; Frequency: 1880 MHz;Duty Cycle: 1:1
Medium parameters used: f = 1880 MHz; σ = 1.57 mho/m; ε_r = 55.1; ρ = 1000 kg/m^3
Phantom section: Flat Section

Room Ambient Temperature: 23 deg. C; Liquid Temperature: 22 deg. C

DASY4 Configuration:
- Area Scan setting - Find Secondary Maximum Within: 2.0 dB and with a peak SAR value greater than 0.0012W/kg
- Probe: EX3DV4 - SN3552 ; ConvF(7.82, 7.82, 7.82); Calibrated: 3/19/2005
- Sensor-Surface: 2.5mm (Mechanical Surface Detection)
- Electronics: DAE3 Sn500; Calibrated: 2/7/2005
- Phantom: SAM 2; Type: SAM 2; Serial: 1050
- Measurement SW: DASY4, V4.5 Build 19; Postprocessing SW: SEMCAD, V1.8 Build 146

Levono M-note Metal LCD Cover M-ch/Area Scan (10x11x1): Measurement grid: dx=15mm, dy=15mm
Maximum value of SAR (measured) = 0.094 mW/g

Levono M-note Metal LCD Cover M-ch/Zoom Scan (5x5x7)/Cube 0: Measurement grid: dx=7.5mm, dy=7.5mm, dz=5mm
Reference Value = 6.64 V/m; Power Drift = -0.142 dB
Peak SAR (extrapolated) = 0.104 W/kg
SAR(1 g) = 0.089 mW/g; SAR(10 g) = 0.071 mW/g
Maximum value of SAR (measured) = 0.096 mW/g

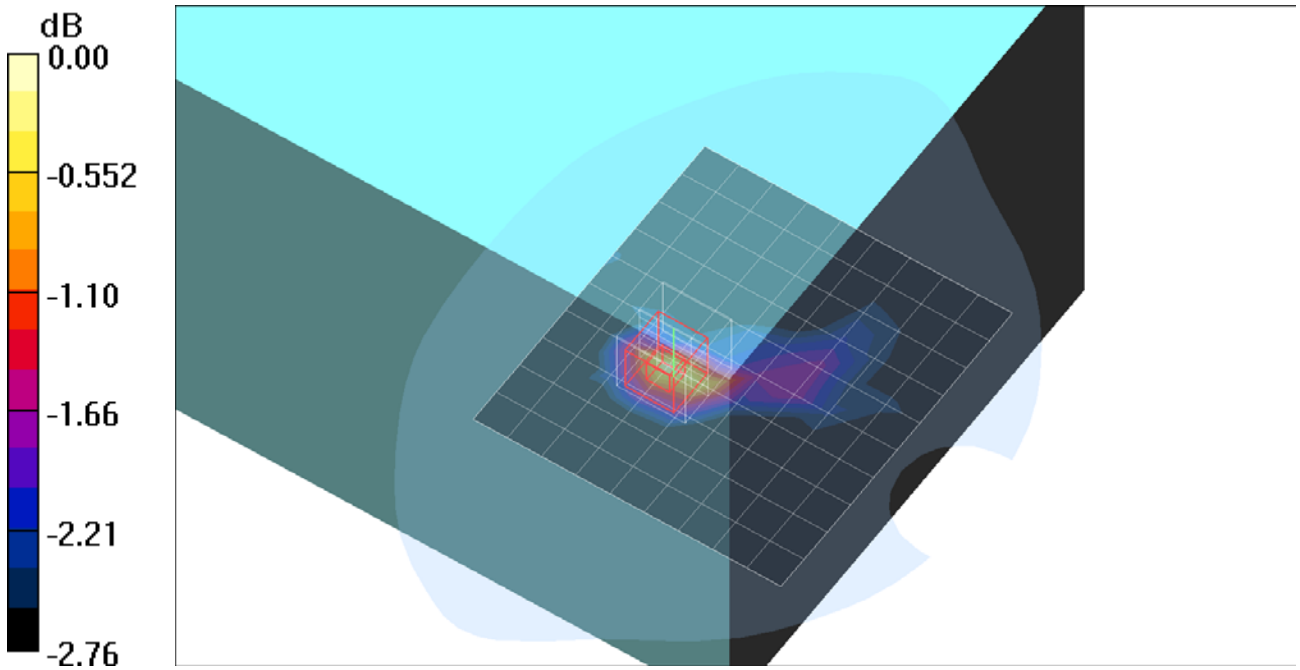

0 dB = 0.096mW/g

Test Laboratory: Compliance Certification Services

1_WLAN OFF

DUT: Sierra Wireless (Lenovo); Type: M-note ; Serial: n/a

Communication System: CDMA PCS band; Frequency: 1908.75 MHz;Duty Cycle: 1:1
Medium parameters used (interpolated): f = 1908.75 MHz; σ = 1.6 mho/m; ε_r = 54.9; ρ = 1000 kg/m^3
Phantom section: Flat Section

Room Ambient Temperature: 23 deg. C; Liquid Temperature: 22 deg. C

DASY4 Configuration:
- Area Scan setting - Find Secondary Maximum Within: 2.0 dB and with a peak SAR value greater than 0.0012W/kg
- Probe: EX3DV4 - SN3552 ; ConvF(7.82, 7.82, 7.82); Calibrated: 3/19/2005
- Sensor-Surface: 2.5mm (Mechanical Surface Detection)
- Electronics: DAE3 Sn500; Calibrated: 2/7/2005
- Phantom: SAM 2; Type: SAM 2; Serial: 1050
- Measurement SW: DASY4, V4.5 Build 19; Postprocessing SW: SEMCAD, V1.8 Build 146

Levono M-note Metal LCD Cover H-ch/Area Scan (9x12x1): Measurement grid: dx=15mm, dy=15mm
Maximum value of SAR (measured) = 0.085 mW/g

Levono M-note Metal LCD Cover H-ch/Zoom Scan (5x5x7)/Cube 0: Measurement grid: dx=7.5mm, dy=7.5mm, dz=5mm
Reference Value = 6.60 V/m; Power Drift = -0.038 dB
Peak SAR (extrapolated) = 0.090 W/kg
SAR(1 g) = 0.080 mW/g; SAR(10 g) = 0.070 mW/g
Maximum value of SAR (measured) = 0.084 mW/g

Levono M-note Metal LCD Cover H-ch/Zoom Scan (5x5x7)/Cube 1: Measurement grid: dx=7.5mm, dy=7.5mm, dz=5mm
Reference Value = 6.60 V/m; Power Drift = -0.038 dB
Peak SAR (extrapolated) = 0.113 W/kg
SAR(1 g) = 0.080 mW/g; SAR(10 g) = 0.069 mW/g
Info: Interpolated medium parameters used for SAR evaluation!
Maximum value of SAR (measured) = 0.094 mW/g

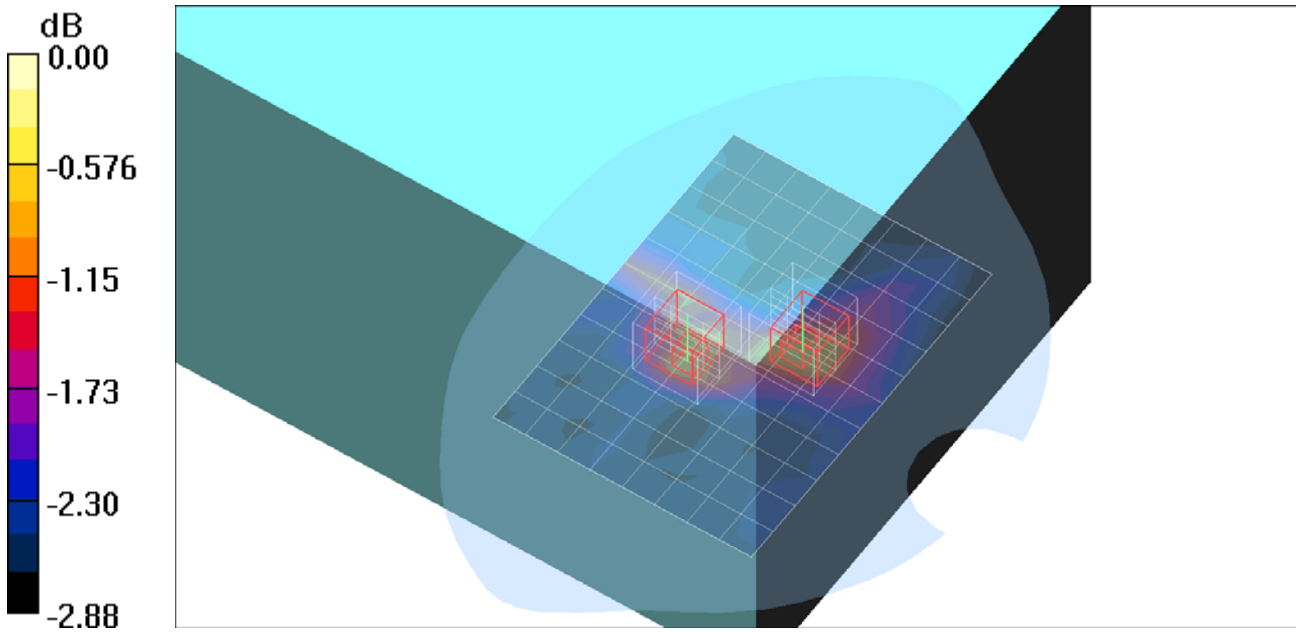

0 dB = 0.094mW/g

Test Laboratory: Compliance Certification Services

1_WLAN ON

DUT: Sierra Wireless (Lenovo); Type: M-note ; Serial: n/a

Communication System: CDMA PCS band; Frequency: 1880 MHz;Duty Cycle: 1:1
Medium parameters used: f = 1880 MHz; σ = 1.57 mho/m; ε_r = 55.1; ρ = 1000 kg/m^3
Phantom section: Flat Section

Room Ambient Temperature: 23 deg. C; Liquid Temperature: 22 deg. C

DASY4 Configuration:
- Area Scan setting - Find Secondary Maximum Within: 2.0 dB and with a peak SAR value greater than 0.0012W/kg
- Probe: EX3DV4 - SN3552 ; ConvF(7.82, 7.82, 7.82); Calibrated: 3/19/2005
- Sensor-Surface: 2.5mm (Mechanical Surface Detection)
- Electronics: DAE3 Sn500; Calibrated: 2/7/2005
- Phantom: SAM 2; Type: SAM 2; Serial: 1050
- Measurement SW: DASY4, V4.5 Build 19; Postprocessing SW: SEMCAD, V1.8 Build 146

Levono M-note Metal LCD Cover/Area Scan (10x11x1): Measurement grid: dx=15mm, dy=15mm
Maximum value of SAR (measured) = 0.092 mW/g

Levono M-note Metal LCD Cover/Zoom Scan (5x5x7)/Cube 0: Measurement grid: dx=7.5mm, dy=7.5mm, dz=5mm
Reference Value = 6.53 V/m; Power Drift = -0.169 dB
Peak SAR (extrapolated) = 0.113 W/kg
SAR(1 g) = 0.088 mW/g; SAR(10 g) = 0.072 mW/g
Maximum value of SAR (measured) = 0.099 mW/g

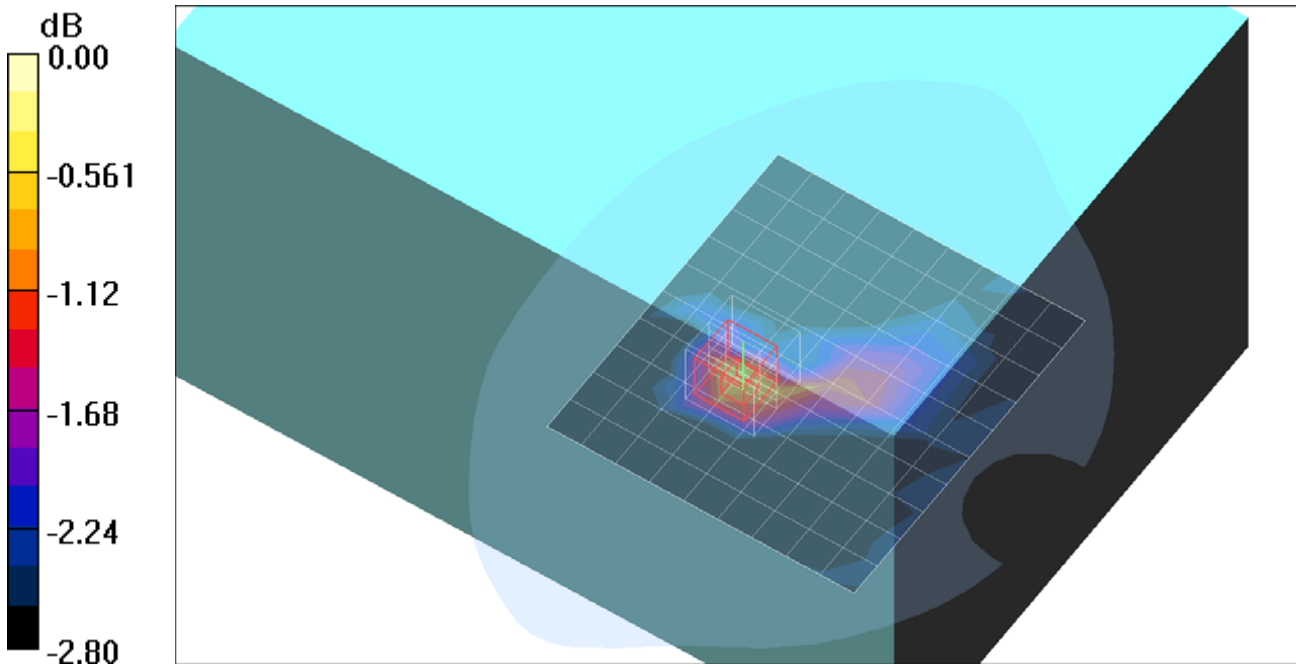

0 dB = 0.099mW/g

Test Laboratory: Compliance Certification Services

1_WLAN OFF

DUT: Sierra Wireless (Lenovo); Type: M-note ; Serial: n/a

Communication System: CDMA; Frequency: 836.52 MHz;Duty Cycle: 1:1
Medium parameters used (interpolated): f = 836.52 MHz; σ = 1.01 mho/m; ε_r = 56.4; ρ = 1000 kg/m^3
Phantom section: Flat Section

Room Ambient Temperature: 25 deg. C; Liquid Temperature: 24.5 deg. C

DASY4 Configuration:
- Area Scan setting - Find Secondary Maximum Within: 2.0 dB and with a peak SAR value greater than 0.0012W/kg
- Probe: EX3DV4 - SN3552 ; ConvF(9.72, 9.72, 9.72); Calibrated: 3/19/2005
- Sensor-Surface: 2.5mm (Mechanical Surface Detection)
- Electronics: DAE3 Sn500; Calibrated: 2/7/2005
- Phantom: SAM 2; Type: SAM 2; Serial: 1050
- Measurement SW: DASY4, V4.5 Build 19; Postprocessing SW: SEMCAD, V1.8 Build 146

Levono M-note Metal LCD Cover M-ch/Area Scan (9x12x1): Measurement grid: dx=15mm, dy=15mm

Info: Interpolated medium parameters used for SAR evaluation!
Maximum value of SAR (measured) = 0.052 mW/g

Levono M-note Metal LCD Cover M-ch/Zoom Scan (5x5x7)/Cube 0: Measurement grid: dx=7.5mm, dy=7.5mm, dz=5mm

Reference Value = 6.91 V/m; Power Drift = 0.00 dB
Peak SAR (extrapolated) = 0.070 W/kg
SAR(1 g) = 0.045 mW/g; SAR(10 g) = 0.030 mW/g
Info: Interpolated medium parameters used for SAR evaluation!
Maximum value of SAR (measured) = 0.055 mW/g

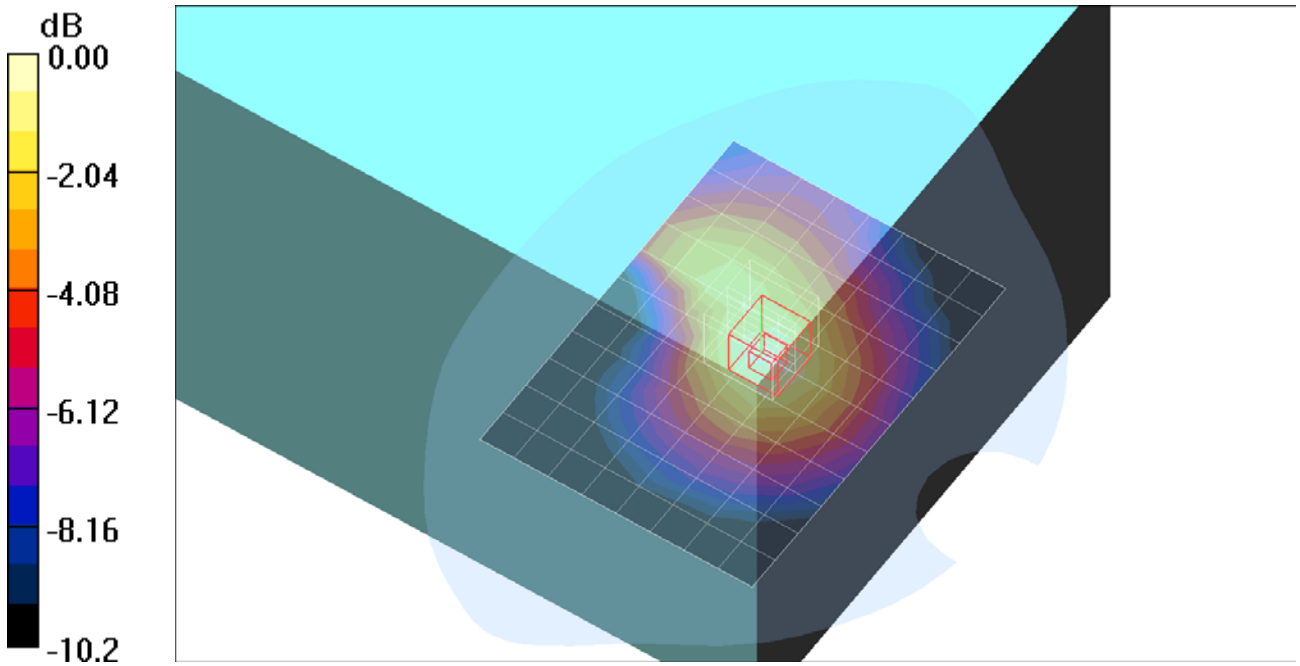

0 dB = 0.055mW/g

Test Laboratory: Compliance Certification Services

1_WLAN ON

DUT: Sierra Wireless (Lenovo); Type: M-note ; Serial: n/a

Communication System: CDMA; Frequency: 836.52 MHz;Duty Cycle: 1:1
Medium parameters used (interpolated): f = 836.52 MHz; σ = 0.993 mho/m; ε_r = 55.9; ρ = 1000 kg/m^3
Phantom section: Flat Section

Room Ambient Temperature: 24 deg. C; Liquid Temperature: 23 deg. C

DASY4 Configuration:
- Area Scan setting - Find Secondary Maximum Within: 2.0 dB and with a peak SAR value greater than 0.0012W/kg
- Probe: EX3DV4 - SN3552 ; ConvF(9.72, 9.72, 9.72); Calibrated: 3/19/2005
- Sensor-Surface: 2.5mm (Mechanical Surface Detection)
- Electronics: DAE3 Sn500; Calibrated: 2/7/2005
- Phantom: SAM 2; Type: SAM 2; Serial: 1050
- Measurement SW: DASY4, V4.5 Build 19; Postprocessing SW: SEMCAD, V1.8 Build 146

Levono M-note Metal LCD Cover/Area Scan (9x12x1): Measurement grid: dx=15mm, dy=15mm

Info: Interpolated medium parameters used for SAR evaluation!
Maximum value of SAR (measured) = 0.056 mW/g

Levono M-note Metal LCD Cover/Zoom Scan (5x5x7)/Cube 0: Measurement grid: dx=7.5mm, dy=7.5mm, dz=5mm

Reference Value = 6.17 V/m; Power Drift = -0.105 dB
Peak SAR (extrapolated) = 0.076 W/kg
SAR(1 g) = 0.049 mW/g; SAR(10 g) = 0.033 mW/g
Info: Interpolated medium parameters used for SAR evaluation!
Maximum value of SAR (measured) = 0.059 mW/g

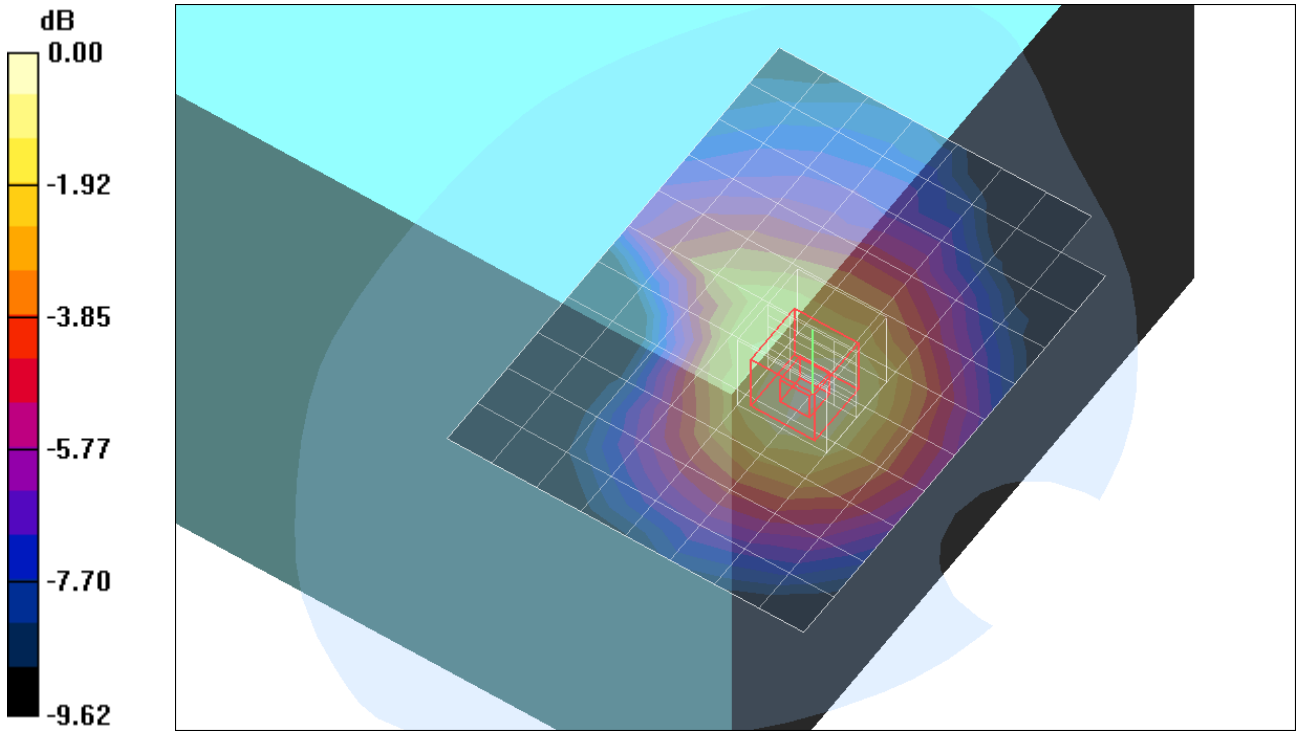

0 dB = 0.059mW/g

Test Laboratory: Compliance Certification Services

1_WLAN OFF

DUT: Sierra Wireless (Lenovo); Type: M-note ; Serial: n/a

Communication System: CDMA PCS band; Frequency: 1880 MHz;Duty Cycle: 1:1
Medium parameters used: f = 1880 MHz; σ = 1.57 mho/m; ε_r = 55.1; ρ = 1000 kg/m^3
Phantom section: Flat Section

Room Ambient Temperature: 23 deg. C; Liquid Temperature: 22 deg. C

DASY4 Configuration:
- Area Scan setting - Find Secondary Maximum Within: 2.0 dB and with a peak SAR value greater than 0.0012W/kg
- Probe: EX3DV4 - SN3552 ; ConvF(7.82, 7.82, 7.82); Calibrated: 3/19/2005
- Sensor-Surface: 2.5mm (Mechanical Surface Detection)
- Electronics: DAE3 Sn500; Calibrated: 2/7/2005
- Phantom: SAM 2; Type: SAM 2; Serial: 1050
- Measurement SW: DASY4, V4.5 Build 19; Postprocessing SW: SEMCAD, V1.8 Build 146

Levono M-note Plastic LCD Cover M-ch/Area Scan (10x11x1): Measurement grid: dx=15mm, dy=15mm
Maximum value of SAR (measured) = 0.052 mW/g

Levono M-note Plastic LCD Cover M-ch/Zoom Scan (5x5x7)/Cube 0: Measurement grid: dx=7.5mm, dy=7.5mm, dz=5mm
Reference Value = 5.90 V/m; Power Drift = -0.040 dB
Peak SAR (extrapolated) = 0.074 W/kg
SAR(1 g) = 0.046 mW/g; SAR(10 g) = 0.028 mW/g
Maximum value of SAR (measured) = 0.059 mW/g

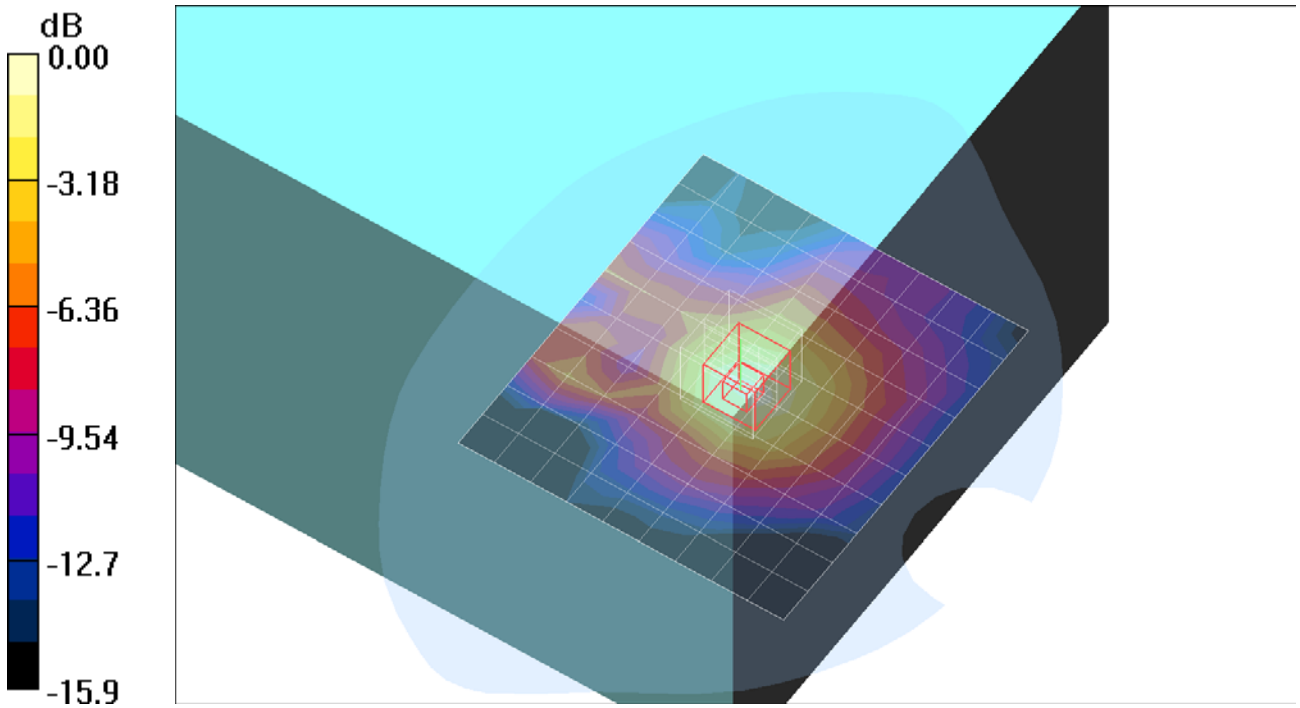

0 dB = 0.059mW/g

Test Laboratory: Compliance Certification Services

1_WLAN ON

DUT: Sierra Wireless (Lenovo); Type: M-note ; Serial: n/a

Communication System: CDMA PCS band; Frequency: 1880 MHz;Duty Cycle: 1:1
Medium parameters used: f = 1880 MHz; σ = 1.55 mho/m; ε_r = 52.6; ρ = 1000 kg/m^3
Phantom section: Flat Section

Room Ambient Temperature: 23 deg. C; Liquid Temperature: 22 deg. C

DASY4 Configuration:
- Area Scan setting - Find Secondary Maximum Within: 2.0 dB and with a peak SAR value greater than 0.0012W/kg
- Probe: EX3DV4 - SN3552 ; ConvF(7.82, 7.82, 7.82); Calibrated: 3/19/2005
- Sensor-Surface: 2.5mm (Mechanical Surface Detection)
- Electronics: DAE3 Sn500; Calibrated: 2/7/2005
- Phantom: SAM 2; Type: SAM 2; Serial: 1050
- Measurement SW: DASY4, V4.5 Build 19; Postprocessing SW: SEMCAD, V1.8 Build 146

Levono M-note Plastic LCD Cover/Area Scan (10x10x1): Measurement grid: dx=15mm, dy=15mm
Maximum value of SAR (measured) = 0.050 mW/g

Levono M-note Plastic LCD Cover/Zoom Scan (5x5x7)/Cube 0: Measurement grid: dx=7.5mm, dy=7.5mm, dz=5mm
Reference Value = 4.32 V/m; Power Drift = -0.108 dB
Peak SAR (extrapolated) = 0.061 W/kg
SAR(1 g) = 0.041 mW/g; SAR(10 g) = 0.024 mW/g
Maximum value of SAR (measured) = 0.049 mW/g

Levono M-note Plastic LCD Cover/Zoom Scan (5x5x7)/Cube 1: Measurement grid: dx=7.5mm, dy=7.5mm, dz=5mm
Reference Value = 4.32 V/m; Power Drift = -0.108 dB
Peak SAR (extrapolated) = 0.058 W/kg
SAR(1 g) = 0.037 mW/g; SAR(10 g) = 0.021 mW/g
Maximum value of SAR (measured) = 0.045 mW/g

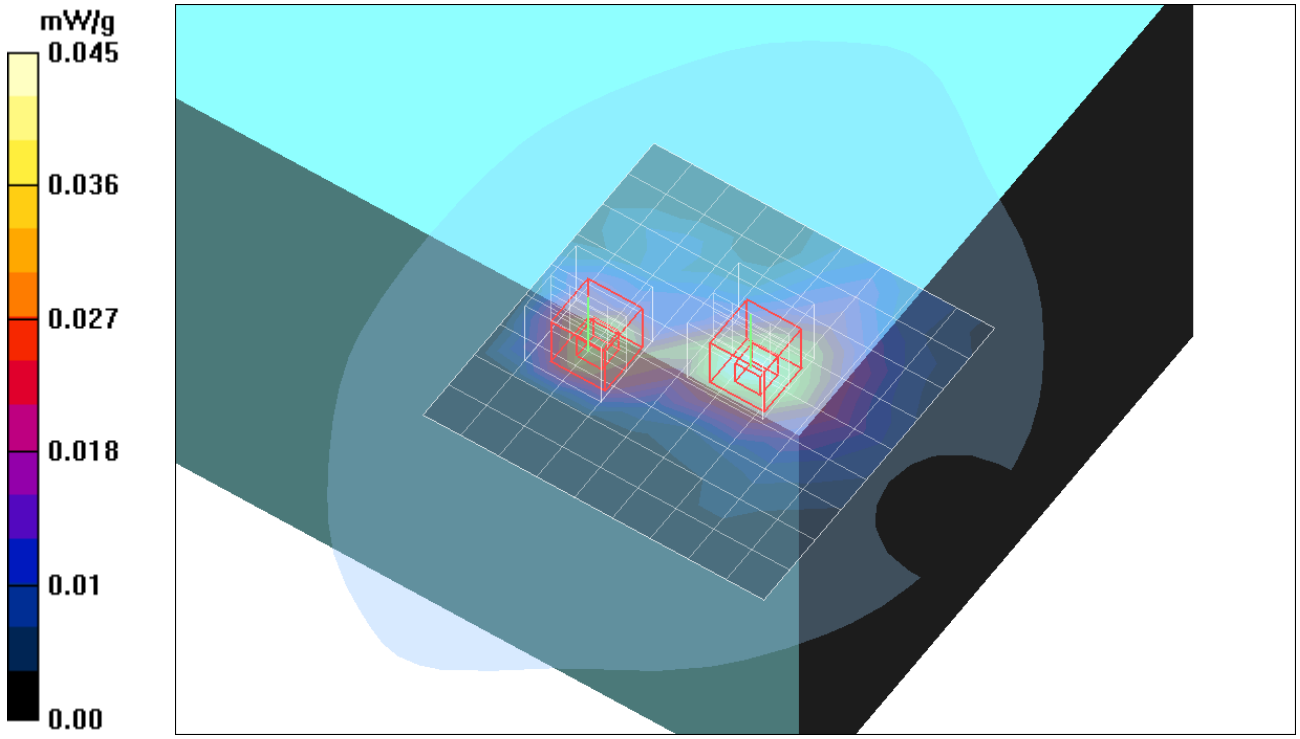

Test Laboratory: Compliance Certification Services

WLAN OFF

DUT: Sierra Wireless (Lenovo); Type: M-note ; Serial: n/a

Communication System: CDMA; Frequency: 836.52 MHz;Duty Cycle: 1:1
Medium parameters used (interpolated): f = 836.52 MHz; σ = 0.997 mho/m; ε_r = 56.1; ρ = 1000 kg/m^3
Phantom section: Flat Section

Room Ambient Temperature: 24.0 deg. C; Liquid Temperature: 23.0 deg. C

DASY4 Configuration:
- Area Scan setting - Find Secondary Maximum Within: 2.0 dB and with a peak SAR value greater than 0.0012W/kg
- Probe: EX3DV4 - SN3552 ; ConvF(9.72, 9.72, 9.72); Calibrated: 3/19/2005
- Sensor-Surface: 2.5mm (Mechanical Surface Detection)
- Electronics: DAE3 Sn500; Calibrated: 2/7/2005
- Phantom: SAM 2; Type: SAM 2; Serial: 1050
- Measurement SW: DASY4, V4.5 Build 19; Postprocessing SW: SEMCAD, V1.8 Build 146

Levono W-note Plastic LCD Cover/Area Scan (9x11x1): Measurement grid: dx=15mm, dy=15mm
Info: Interpolated medium parameters used for SAR evaluation!
Maximum value of SAR (measured) = 0.039 mW/g

Levono W-note Plastic LCD Cover/Zoom Scan (5x5x7)/Cube 0: Measurement grid: dx=7.5mm, dy=7.5mm, dz=5mm
Reference Value = 5.94 V/m; Power Drift = -0.124 dB
Peak SAR (extrapolated) = 0.044 W/kg
SAR(1 g) = 0.033 mW/g; SAR(10 g) = 0.025 mW/g
Info: Interpolated medium parameters used for SAR evaluation!
Maximum value of SAR (measured) = 0.038 mW/g

Levono W-note Plastic LCD Cover/Zoom Scan (5x5x7)/Cube 1: Measurement grid: dx=7.5mm, dy=7.5mm, dz=5mm
Reference Value = 5.94 V/m; Power Drift = -0.124 dB
Peak SAR (extrapolated) = 0.045 W/kg
SAR(1 g) = 0.034 mW/g; SAR(10 g) = 0.025 mW/g
Info: Interpolated medium parameters used for SAR evaluation!

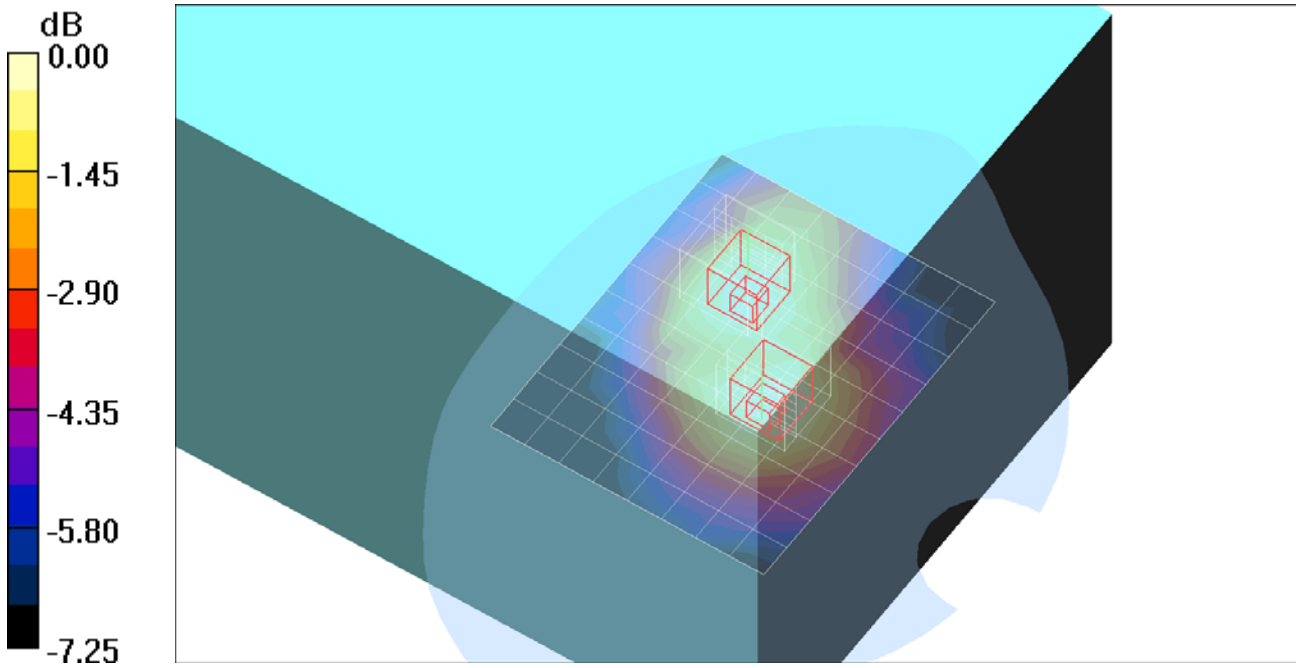

0 dB = 0.039mW/g

Test Laboratory: Compliance Certification Services

1_WLAN ON

DUT: Sierra Wireless (Lenovo); Type: M-note ; Serial: n/a

Communication System: CDMA; Frequency: 836.52 MHz;Duty Cycle: 1:1
Medium parameters used (interpolated): f = 836.52 MHz; σ = 0.997 mho/m; ε_r = 56.1; ρ = 1000 kg/m^3
Phantom section: Flat Section

Room Ambient Temperature: 23.0 deg. C; Liquid Temperature: 22.0 deg. C

DASY4 Configuration:
- Area Scan setting - Find Secondary Maximum Within: 2.0 dB and with a peak SAR value greater than 0.0012W/kg
- Probe: EX3DV4 - SN3552 ; ConvF(9.72, 9.72, 9.72); Calibrated: 3/19/2005
- Sensor-Surface: 2.5mm (Mechanical Surface Detection)
- Electronics: DAE3 Sn500; Calibrated: 2/7/2005
- Phantom: SAM 2; Type: SAM 2; Serial: 1050
- Measurement SW: DASY4, V4.5 Build 19; Postprocessing SW: SEMCAD, V1.8 Build 146

Levono W-note Plastic LCD Cover/Area Scan (9x11x1): Measurement grid: dx=15mm, dy=15mm
Info: Interpolated medium parameters used for SAR evaluation!
Maximum value of SAR (measured) = 0.042 mW/g

Levono W-note Plastic LCD Cover/Zoom Scan (5x5x7)/Cube 0: Measurement grid: dx=7.5mm, dy=7.5mm, dz=5mm
Reference Value = 5.90 V/m; Power Drift = -0.070 dB
Peak SAR (extrapolated) = 0.049 W/kg
SAR(1 g) = 0.039 mW/g; SAR(10 g) = 0.033 mW/g
Info: Interpolated medium parameters used for SAR evaluation!
Maximum value of SAR (measured) = 0.043 mW/g

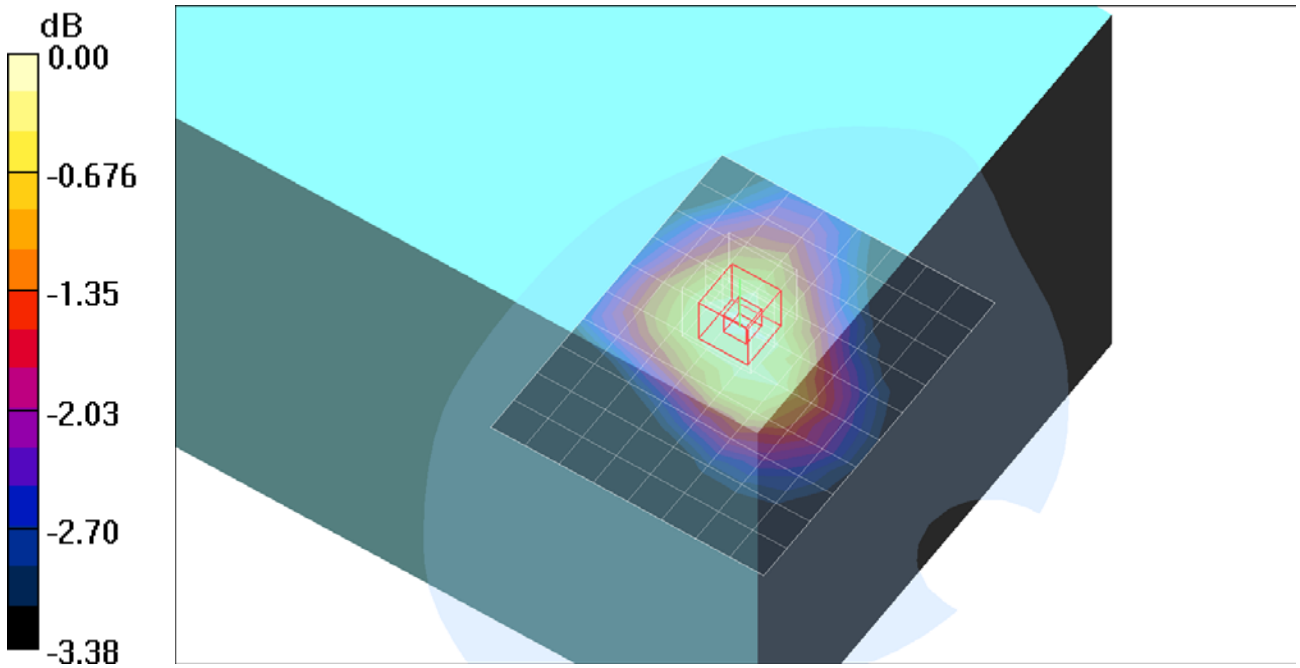

0 dB = 0.043mW/g

Test Laboratory: Compliance Certification Services

1_WLAN OFF

DUT: Sierra Wireless (Lenovo); Type: M-note ; Serial: n/a

Communication System: CDMA PCS band; Frequency: 1880 MHz;Duty Cycle: 1:1
Medium parameters used: f = 1880 MHz; σ = 1.57 mho/m; ε_r = 55.1; ρ = 1000 kg/m^3
Phantom section: Flat Section

Room Ambient Temperature: 24 deg. C; Liquid Temperature: 23 deg. C

DASY4 Configuration:
- Area Scan setting - Find Secondary Maximum Within: 2.0 dB and with a peak SAR value greater than 0.0012W/kg
- Probe: EX3DV4 - SN3552 ; ConvF(7.82, 7.82, 7.82); Calibrated: 3/19/2005
- Sensor-Surface: 2.5mm (Mechanical Surface Detection)
- Electronics: DAE3 Sn500; Calibrated: 2/7/2005
- Phantom: SAM 2; Type: SAM 2; Serial: 1050
- Measurement SW: DASY4, V4.5 Build 19; Postprocessing SW: SEMCAD, V1.8 Build 146

Levono W-note Plastic LCD Cover/Area Scan (11x10x1): Measurement grid: dx=15mm, dy=15mm
Maximum value of SAR (measured) = 0.062 mW/g

Levono W-note Plastic LCD Cover/Zoom Scan (5x5x7)/Cube 0: Measurement grid: dx=7.5mm, dy=7.5mm, dz=5mm
Reference Value = 6.08 V/m; Power Drift = -0.049 dB
Peak SAR (extrapolated) = 0.068 W/kg
SAR(1 g) = 0.059 mW/g; SAR(10 g) = 0.050 mW/g
Maximum value of SAR (measured) = 0.064 mW/g

Levono W-note Plastic LCD Cover/Zoom Scan (5x5x7)/Cube 1: Measurement grid: dx=7.5mm, dy=7.5mm, dz=5mm
Reference Value = 6.08 V/m; Power Drift = -0.049 dB
Peak SAR (extrapolated) = 0.050 W/kg
SAR(1 g) = 0.047 mW/g; SAR(10 g) = 0.042 mW/g
Maximum value of SAR (measured) = 0.048 mW/g

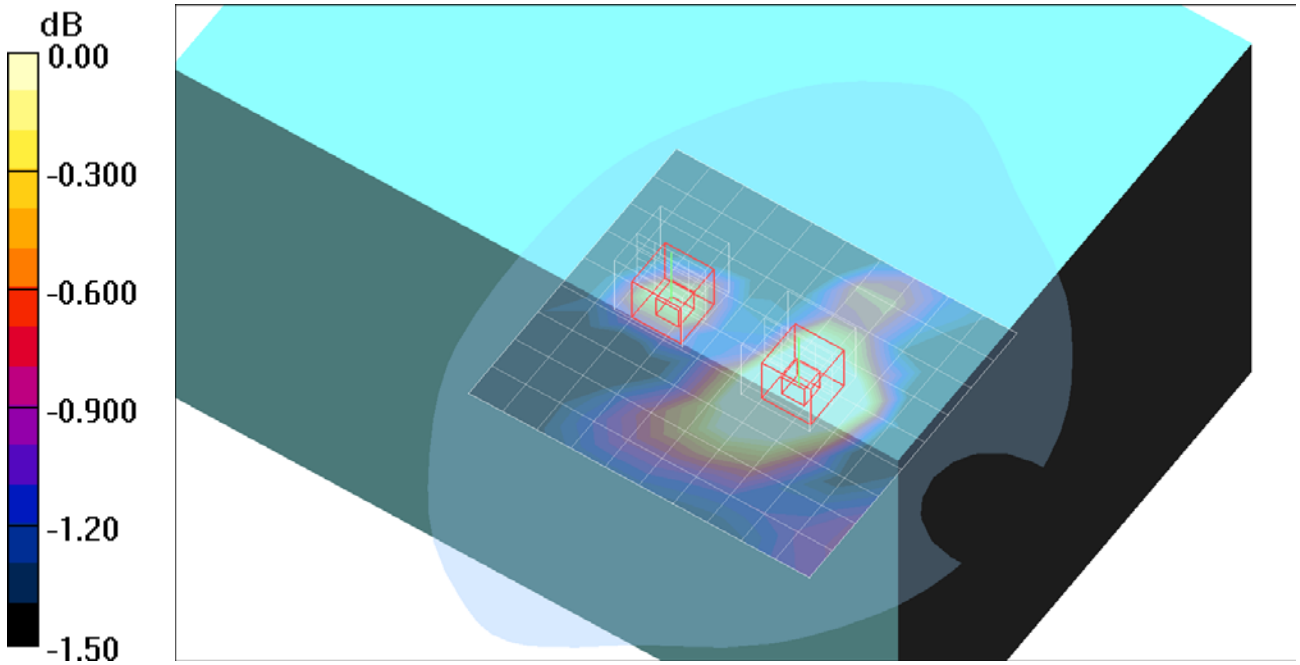

0 dB = 0.048mW/g

Test Laboratory: Compliance Certification Services

1_WLAN ON

DUT: Sierra Wireless (Lenovo); Type: M-note ; Serial: n/a

Communication System: CDMA PCS band; Frequency: 1880 MHz;Duty Cycle: 1:1
Medium parameters used: f = 1880 MHz; σ = 1.57 mho/m; ε_r = 55.1; ρ = 1000 kg/m^3
Phantom section: Flat Section

Room Ambient Temperature: 23 deg. C; Liquid Temperature: 22 deg. C

DASY4 Configuration:
- Area Scan setting - Find Secondary Maximum Within: 2.0 dB and with a peak SAR value greater than 0.0012W/kg
- Probe: EX3DV4 - SN3552 ; ConvF(7.82, 7.82, 7.82); Calibrated: 3/19/2005
- Sensor-Surface: 2.5mm (Mechanical Surface Detection)
- Electronics: DAE3 Sn500; Calibrated: 2/7/2005
- Phantom: SAM 2; Type: SAM 2; Serial: 1050
- Measurement SW: DASY4, V4.5 Build 19; Postprocessing SW: SEMCAD, V1.8 Build 146

Levono W-note Plastic LCD Cover/Area Scan (11x10x1): Measurement grid: dx=15mm, dy=15mm
Maximum value of SAR (measured) = 0.060 mW/g

Levono W-note Plastic LCD Cover/Zoom Scan (5x5x7)/Cube 0: Measurement grid: dx=7.5mm, dy=7.5mm, dz=5mm
Reference Value = 6.12 V/m; Power Drift = -0.105 dB
Peak SAR (extrapolated) = 0.068 W/kg
SAR(1 g) = 0.058 mW/g; SAR(10 g) = 0.042 mW/g
Maximum value of SAR (measured) = 0.063 mW/g

Levono W-note Plastic LCD Cover/Zoom Scan (5x5x7)/Cube 1: Measurement grid: dx=7.5mm, dy=7.5mm, dz=5mm
Reference Value = 6.12 V/m; Power Drift = -0.105 dB
Peak SAR (extrapolated) = 0.051 W/kg
SAR(1 g) = 0.047 mW/g; SAR(10 g) = 0.042 mW/g
Maximum value of SAR (measured) = 0.049 mW/g

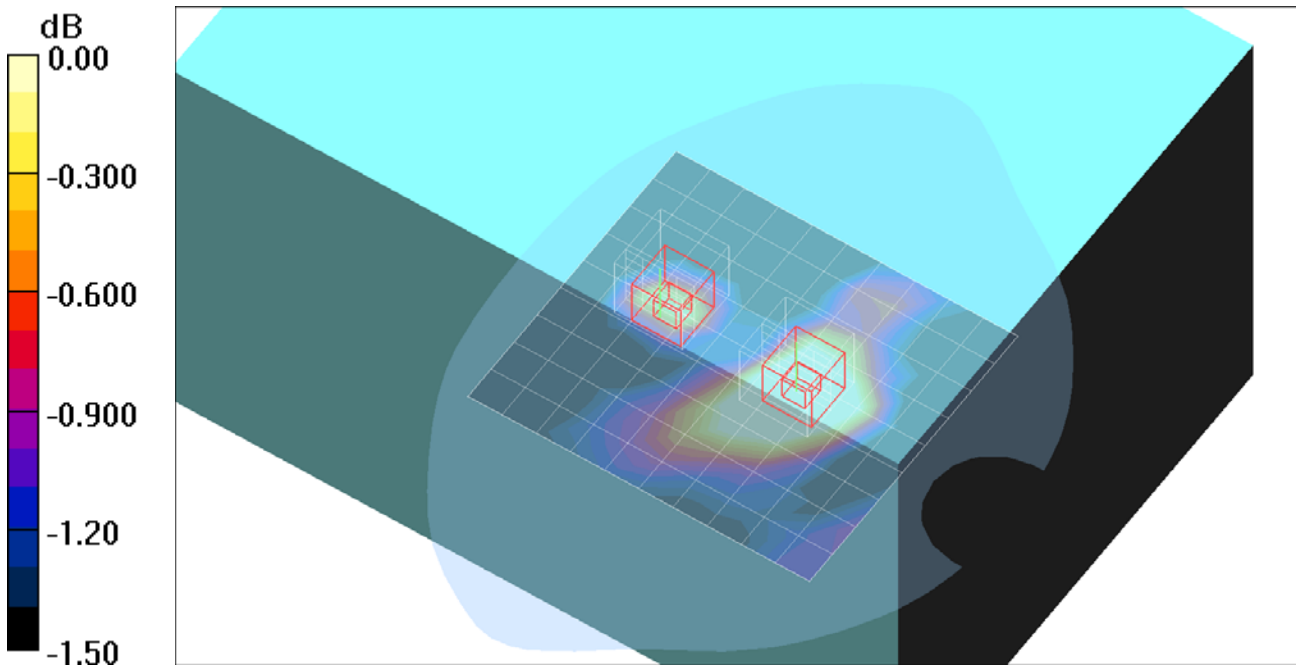

0 dB = 0.049mW/g

Test Laboratory: Compliance Certification Services

1_WLAN ON

DUT: Sierra Wireless (Lenovo); Type: M-note ; Serial: n/a

Communication System: CDMA; Frequency: 836.52 MHz;Duty Cycle: 1:1
Medium parameters used (interpolated): f = 836.52 MHz; σ = 0.993 mho/m; ε_r = 55.9; ρ = 1000 kg/m^3
Phantom section: Flat Section

Room Ambient Temperature: 24 deg. C; Liquid Temperature: 23 deg. C

DASY4 Configuration:
- Area Scan setting - Find Secondary Maximum Within: 2.0 dB and with a peak SAR value greater than 0.0012W/kg
- Probe: EX3DV4 - SN3552 ; ConvF(9.72, 9.72, 9.72); Calibrated: 3/19/2005
- Sensor-Surface: 2.5mm (Mechanical Surface Detection)
- Electronics: DAE3 Sn500; Calibrated: 2/7/2005
- Phantom: SAM 2; Type: SAM 2; Serial: 1050
- Measurement SW: DASY4, V4.5 Build 19; Postprocessing SW: SEMCAD, V1.8 Build 146

Levono W-note Plastic LCD Cover/Area Scan (9x11x1): Measurement grid: dx=15mm, dy=15mm
Info: Interpolated medium parameters used for SAR evaluation!
Maximum value of SAR (measured) = 0.062 mW/g

Levono W-note Plastic LCD Cover/Zoom Scan (5x5x7)/Cube 0: Measurement grid: dx=7.5mm, dy=7.5mm, dz=5mm
Reference Value = 7.37 V/m; Power Drift = -0.047 dB
Peak SAR (extrapolated) = 0.070 W/kg
SAR(1 g) = 0.056 mW/g; SAR(10 g) = 0.046 mW/g
Info: Interpolated medium parameters used for SAR evaluation!
Maximum value of SAR (measured) = 0.063 mW/g

Levono W-note Plastic LCD Cover/Zoom Scan (5x5x7)/Cube 1: Measurement grid: dx=7.5mm, dy=7.5mm, dz=5mm
Reference Value = 7.37 V/m; Power Drift = -0.047 dB
Peak SAR (extrapolated) = 0.068 W/kg
SAR(1 g) = 0.054 mW/g; SAR(10 g) = 0.044 mW/g
Info: Interpolated medium parameters used for SAR evaluation!
Maximum value of SAR (measured) = 0.060 mW/g

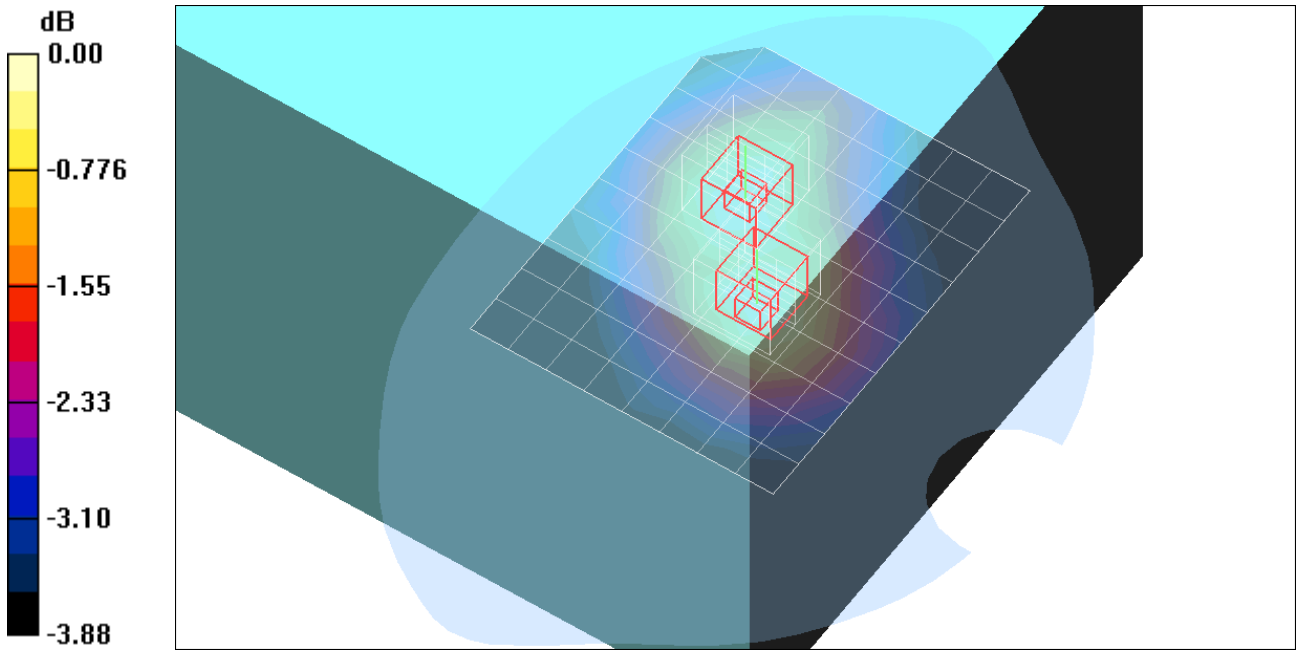

0 dB = 0.060mW/g

Test Laboratory: Compliance Certification Services

1_WLAN ON

DUT: Sierra Wireless (Lenovo); Type: M-note ; Serial: n/a

Communication System: CDMA PCS band; Frequency: 1880 MHz;Duty Cycle: 1:1
Medium parameters used: f = 1880 MHz; σ = 1.55 mho/m; ε_r = 52.6; ρ = 1000 kg/m^3
Phantom section: Flat Section

Room Ambient Temperature: 24 deg. C; Liquid Temperature: 23 deg. C

DASY4 Configuration:
- Area Scan setting - Find Secondary Maximum Within: 2.0 dB and with a peak SAR value greater than 0.0012W/kg
- Probe: EX3DV4 - SN3552 ; ConvF(7.82, 7.82, 7.82); Calibrated: 3/19/2005
- Sensor-Surface: 2.5mm (Mechanical Surface Detection)
- Electronics: DAE3 Sn500; Calibrated: 2/7/2005
- Phantom: SAM 2; Type: SAM 2; Serial: 1050
- Measurement SW: DASY4, V4.5 Build 19; Postprocessing SW: SEMCAD, V1.8 Build 146

Levono W-note Plastic LCD Cover/Area Scan (9x10x1): Measurement grid: dx=15mm, dy=15mm
Maximum value of SAR (measured) = 0.065 mW/g
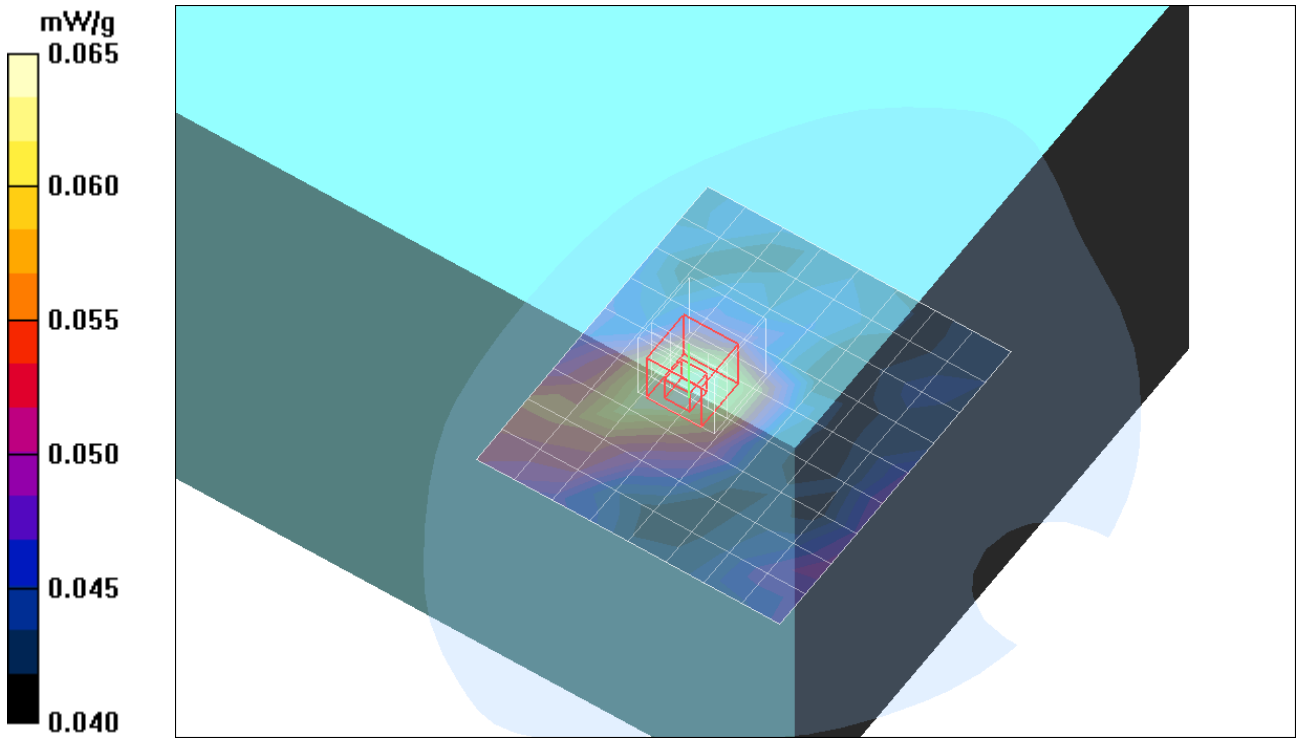
Levono W-note Plastic LCD Cover/Zoom Scan (5x5x7)/Cube 0: Measurement grid: dx=7.5mm, dy=7.5mm, dz=5mm
Reference Value = 5.39 V/m; Power Drift = -0.031 dB
Peak SAR (extrapolated) = 0.067 W/kg
SAR(1 g) = 0.063 mW/g; SAR(10 g) = 0.058 mW/g
Maximum value of SAR (measured) = 0.066 mW/g