LTE Band 71 / 10MHz / QPSK

Lowest Band Edge / 1 RB

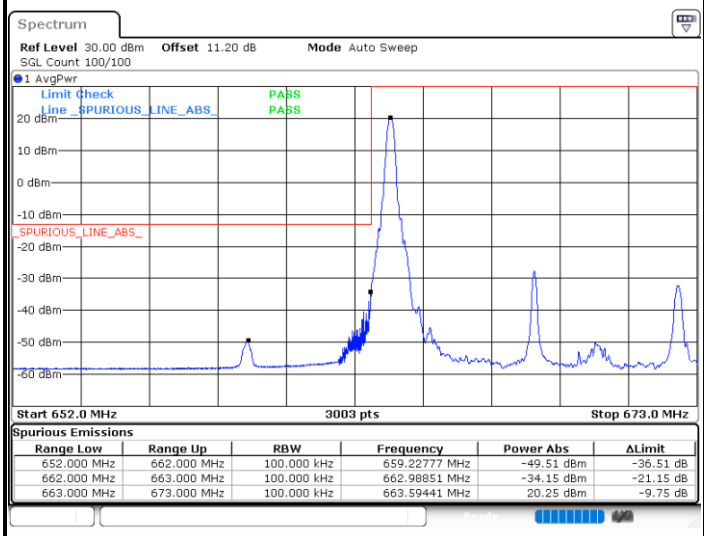

Spurious Emissions

Range Low	Range Up	RBW	Frequency	Power Abs	ΔLimit
652.000 MHz	662.000 MHz	100.000 kHz	659.22777 MHz	-49.51 dBm	-36.51 dB
662.000 MHz	663.000 MHz	100.000 kHz	662.98851 MHz	-34.15 dBm	-21.15 dB
663.000 MHz	673.000 MHz	100.000 kHz	663.59441 MHz	20.25 dBm	-9.75 dB

Date: 6.MAY.2022 00:12:28

Highest Band Edge / 1 RB

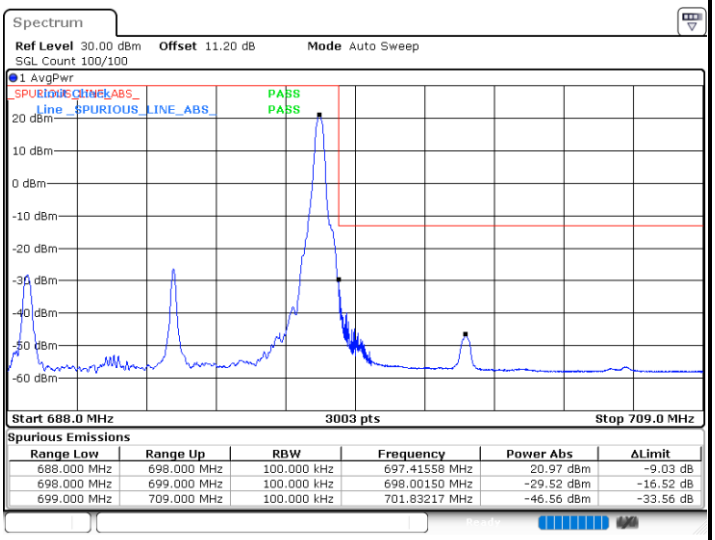

Spurious Emissions

Range Low	Range Up	RBW	Frequency	Power Abs	ΔLimit
688.000 MHz	698.000 MHz	100.000 kHz	697.41558 MHz	20.97 dBm	-9.03 dB
698.000 MHz	699.000 MHz	100.000 kHz	698.00150 MHz	-29.52 dBm	-16.52 dB
699.000 MHz	709.000 MHz	100.000 kHz	701.83217 MHz	-46.56 dBm	-33.56 dB

Date: 6.MAY.2022 00:20:36

Lowest Band Edge / Full RB

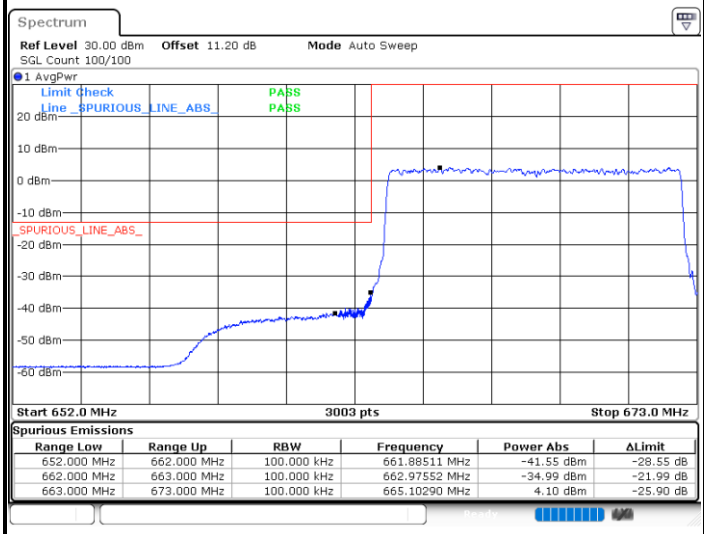

Spurious Emissions

Range Low	Range Up	RBW	Frequency	Power Abs	ΔLimit
652.000 MHz	662.000 MHz	100.000 kHz	661.88511 MHz	-41.55 dBm	-28.55 dB
662.000 MHz	663.000 MHz	100.000 kHz	662.97552 MHz	-34.99 dBm	-21.99 dB
663.000 MHz	673.000 MHz	100.000 kHz	665.10290 MHz	4.10 dBm	-25.90 dB

Date: 6.MAY.2022 00:14:25

Highest Band Edge / Full RB

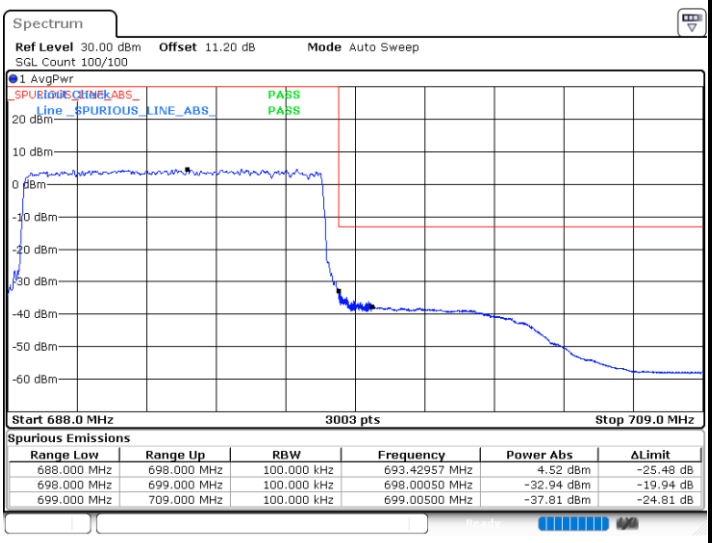

Spurious Emissions

Range Low	Range Up	RBW	Frequency	Power Abs	ΔLimit
688.000 MHz	698.000 MHz	100.000 kHz	693.42957 MHz	4.52 dBm	-25.48 dB
698.000 MHz	699.000 MHz	100.000 kHz	698.00050 MHz	-32.94 dBm	-19.94 dB
699.000 MHz	709.000 MHz	100.000 kHz	699.00500 MHz	-37.81 dBm	-24.81 dB

Date: 6.MAY.2022 00:22:34

LTE Band 71 / 10MHz / 16QAM

Lowest Band Edge / 1 RB

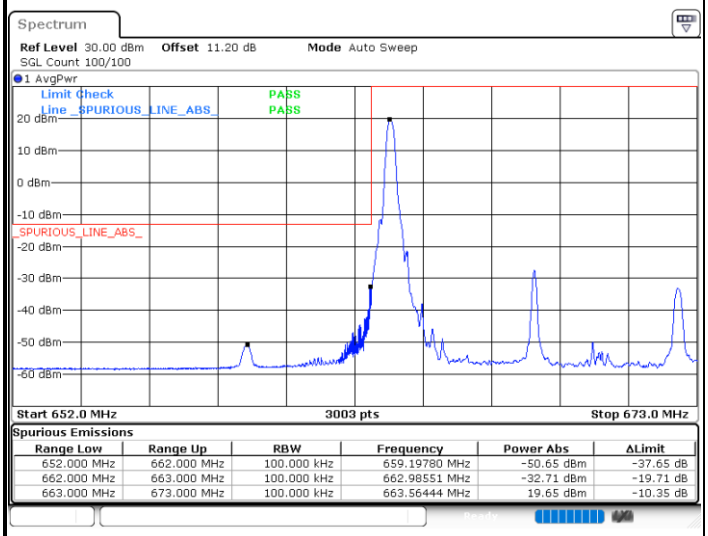

Spurious Emissions

Range Low	Range Up	RBW	Frequency	Power Abs	ΔLimit
652.000 MHz	662.000 MHz	100.000 kHz	659.19780 MHz	-50.65 dBm	-37.65 dB
662.000 MHz	663.000 MHz	100.000 kHz	662.98551 MHz	-32.71 dBm	-19.71 dB
663.000 MHz	673.000 MHz	100.000 kHz	663.56444 MHz	19.65 dBm	-10.35 dB

Date: 6.MAY.2022 00:13:26

Highest Band Edge / 1 RB

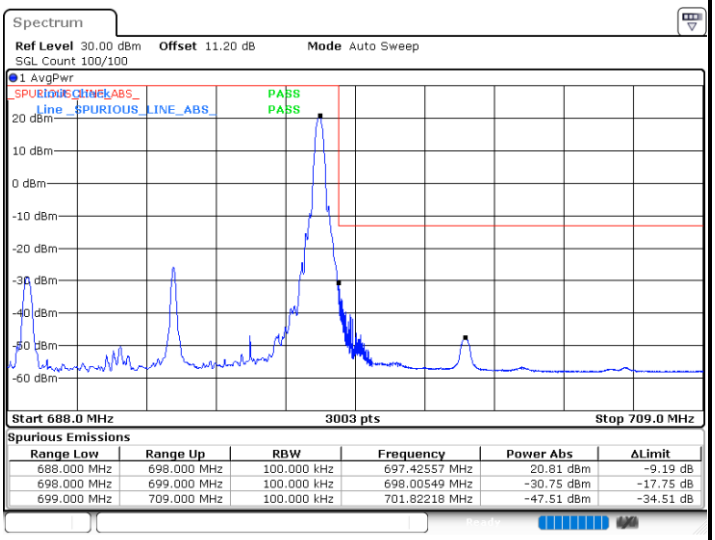

Spurious Emissions

Range Low	Range Up	RBW	Frequency	Power Abs	ΔLimit
688.000 MHz	698.000 MHz	100.000 kHz	697.42557 MHz	20.81 dBm	-9.19 dB
698.000 MHz	699.000 MHz	100.000 kHz	698.00549 MHz	-30.75 dBm	-17.75 dB
699.000 MHz	709.000 MHz	100.000 kHz	701.82218 MHz	-47.51 dBm	-34.51 dB

Date: 6.MAY.2022 00:21:35

Lowest Band Edge / Full RB

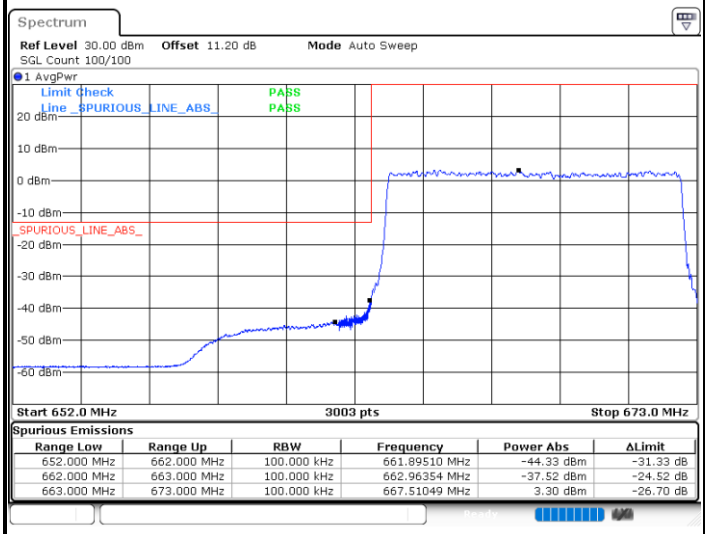

Spurious Emissions

Range Low	Range Up	RBW	Frequency	Power Abs	ΔLimit
652.000 MHz	662.000 MHz	100.000 kHz	661.89510 MHz	-44.33 dBm	-31.33 dB
662.000 MHz	663.000 MHz	100.000 kHz	662.96354 MHz	-37.52 dBm	-24.52 dB
663.000 MHz	673.000 MHz	100.000 kHz	667.51049 MHz	3.30 dBm	-26.70 dB

Date: 6.MAY.2022 00:15:25

Highest Band Edge / Full RB

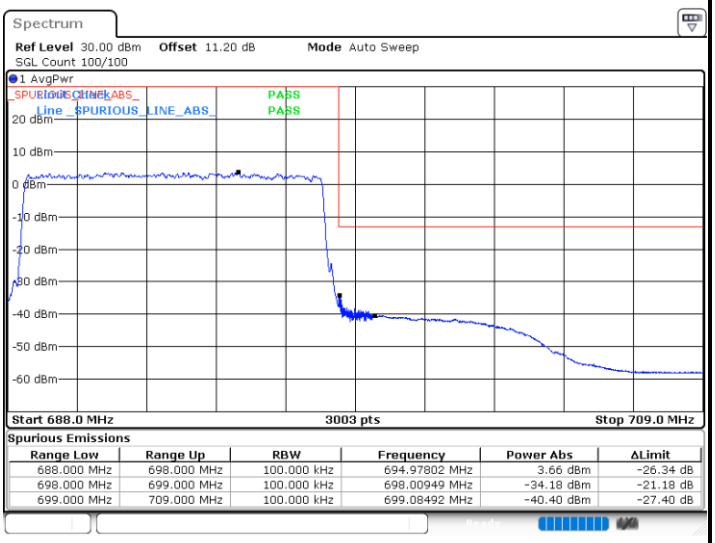

Spurious Emissions

Range Low	Range Up	RBW	Frequency	Power Abs	ΔLimit
688.000 MHz	698.000 MHz	100.000 kHz	694.97802 MHz	3.66 dBm	-26.34 dB
698.000 MHz	699.000 MHz	100.000 kHz	698.00949 MHz	-34.18 dBm	-21.18 dB
699.000 MHz	709.000 MHz	100.000 kHz	699.08492 MHz	-40.40 dBm	-27.40 dB

Date: 6.MAY.2022 00:23:33

LTE Band 71 / 10MHz / 64QAM

Lowest Band Edge / 1 RB

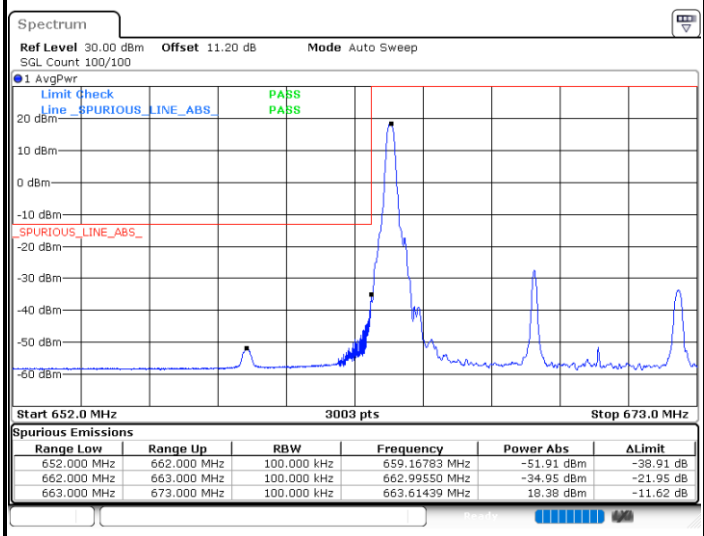

Spurious Emissions

Range Low	Range Up	RBW	Frequency	Power Abs	ΔLimit
652.000 MHz	662.000 MHz	100.000 kHz	659.16783 MHz	-51.91 dBm	-38.91 dB
662.000 MHz	663.000 MHz	100.000 kHz	662.99550 MHz	-34.95 dBm	-21.95 dB
663.000 MHz	673.000 MHz	100.000 kHz	663.61439 MHz	18.38 dBm	-11.62 dB

Date: 6.MAY.2022 00:25:40

Highest Band Edge / 1 RB

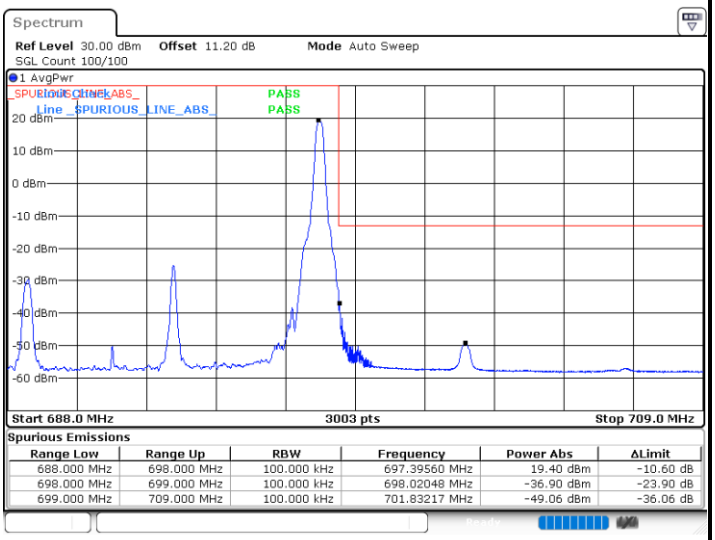

Spurious Emissions

Range Low	Range Up	RBW	Frequency	Power Abs	ΔLimit
688.000 MHz	698.000 MHz	100.000 kHz	697.39560 MHz	19.40 dBm	-10.60 dB
698.000 MHz	699.000 MHz	100.000 kHz	698.02048 MHz	-36.90 dBm	-23.90 dB
699.000 MHz	709.000 MHz	100.000 kHz	701.83217 MHz	-49.06 dBm	-36.06 dB

Date: 6.MAY.2022 00:28:21

Lowest Band Edge / Full RB

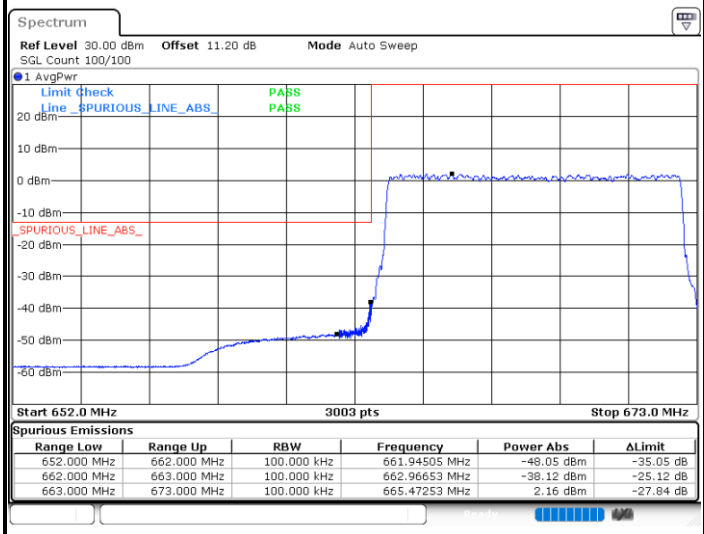

Spurious Emissions

Range Low	Range Up	RBW	Frequency	Power Abs	ΔLimit
652.000 MHz	662.000 MHz	100.000 kHz	661.94505 MHz	-48.05 dBm	-35.05 dB
662.000 MHz	663.000 MHz	100.000 kHz	662.96653 MHz	-38.12 dBm	-25.12 dB
663.000 MHz	673.000 MHz	100.000 kHz	665.47253 MHz	2.16 dBm	-27.84 dB

Date: 6.MAY.2022 00:26:40

Highest Band Edge / Full RB

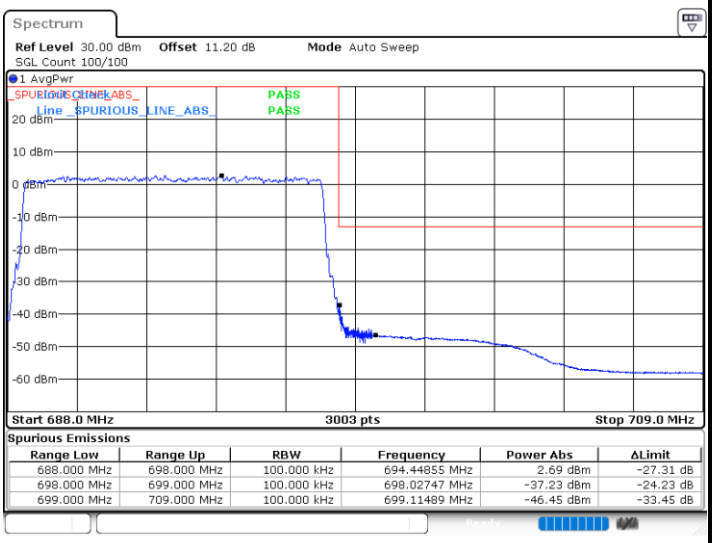

Spurious Emissions

Range Low	Range Up	RBW	Frequency	Power Abs	ΔLimit
688.000 MHz	698.000 MHz	100.000 kHz	694.44855 MHz	2.69 dBm	-27.31 dB
698.000 MHz	699.000 MHz	100.000 kHz	698.02747 MHz	-37.23 dBm	-24.23 dB
699.000 MHz	709.000 MHz	100.000 kHz	699.11489 MHz	-46.45 dBm	-33.45 dB

Date: 6.MAY.2022 00:29:20

LTE Band 71 / 15MHz / QPSK

Lowest Band Edge / 1 RB

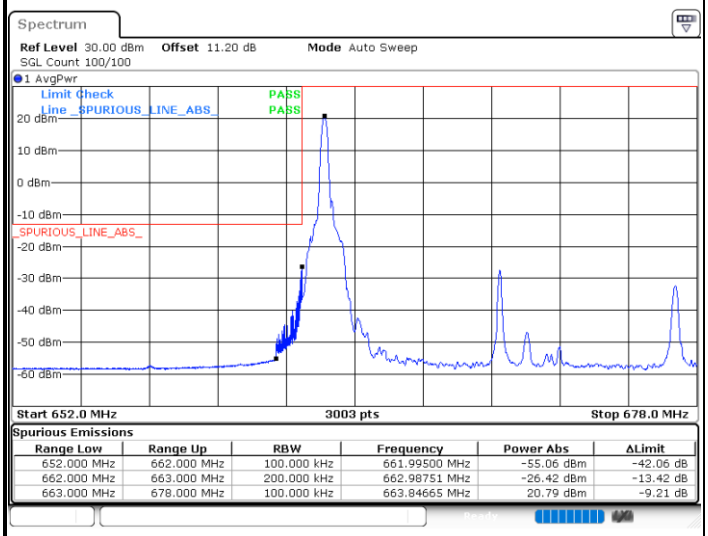

Spurious Emissions

Range Low	Range Up	RBW	Frequency	Power Abs	ΔLimit
652.000 MHz	662.000 MHz	100.000 kHz	661.99500 MHz	-55.06 dBm	-42.06 dB
662.000 MHz	663.000 MHz	200.000 kHz	662.98751 MHz	-26.42 dBm	-13.42 dB
663.000 MHz	678.000 MHz	100.000 kHz	663.84665 MHz	20.79 dBm	-9.21 dB

Date: 6.MAY.2022 00:30:24

Highest Band Edge / 1 RB

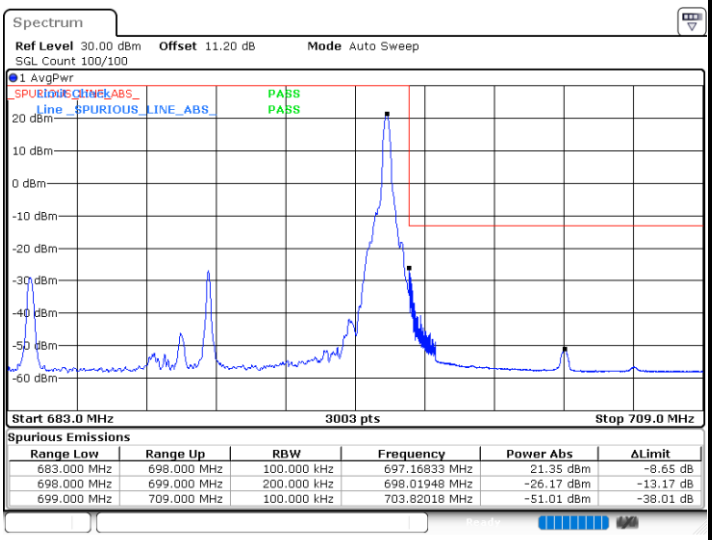

Spurious Emissions

Range Low	Range Up	RBW	Frequency	Power Abs	ΔLimit
683.000 MHz	698.000 MHz	100.000 kHz	697.16833 MHz	21.35 dBm	-8.65 dB
698.000 MHz	699.000 MHz	200.000 kHz	698.01948 MHz	-26.17 dBm	-13.17 dB
699.000 MHz	709.000 MHz	100.000 kHz	703.82018 MHz	-51.01 dBm	-38.01 dB

Date: 6.MAY.2022 00:38:32

Lowest Band Edge / Full RB

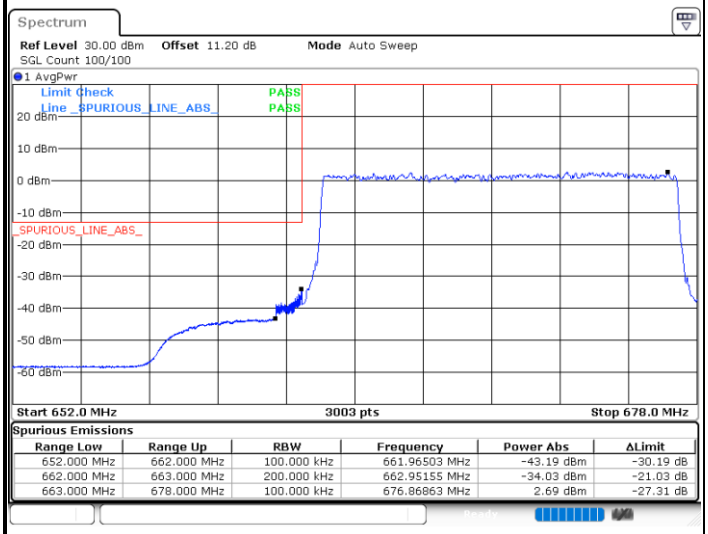

Spurious Emissions

Range Low	Range Up	RBW	Frequency	Power Abs	ΔLimit
652.000 MHz	662.000 MHz	100.000 kHz	661.96503 MHz	-43.19 dBm	-30.19 dB
662.000 MHz	663.000 MHz	200.000 kHz	662.95155 MHz	-34.03 dBm	-21.03 dB
663.000 MHz	678.000 MHz	100.000 kHz	676.86863 MHz	2.69 dBm	-27.31 dB

Date: 6.MAY.2022 00:32:22

Highest Band Edge / Full RB

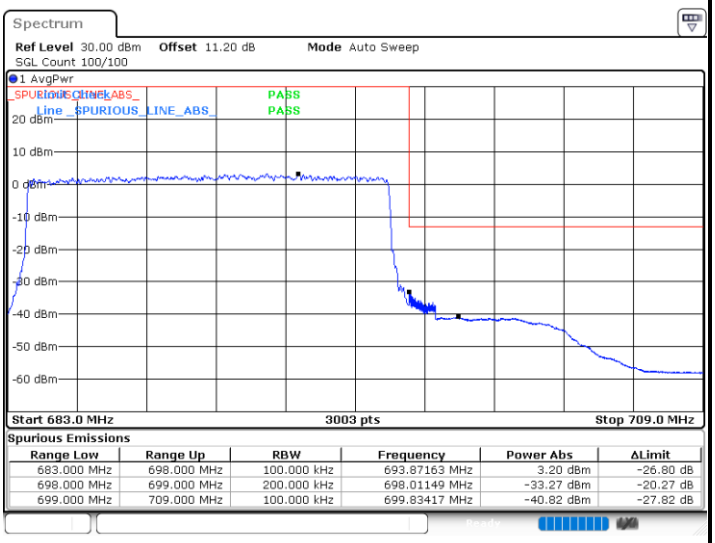

Spurious Emissions

Range Low	Range Up	RBW	Frequency	Power Abs	ΔLimit
683.000 MHz	698.000 MHz	100.000 kHz	693.87163 MHz	3.20 dBm	-26.80 dB
698.000 MHz	699.000 MHz	200.000 kHz	698.01149 MHz	-33.27 dBm	-20.27 dB
699.000 MHz	709.000 MHz	100.000 kHz	699.83417 MHz	-40.82 dBm	-27.82 dB

Date: 6.MAY.2022 00:40:30

LTE Band 71 / 15MHz / 16QAM

Lowest Band Edge / 1 RB

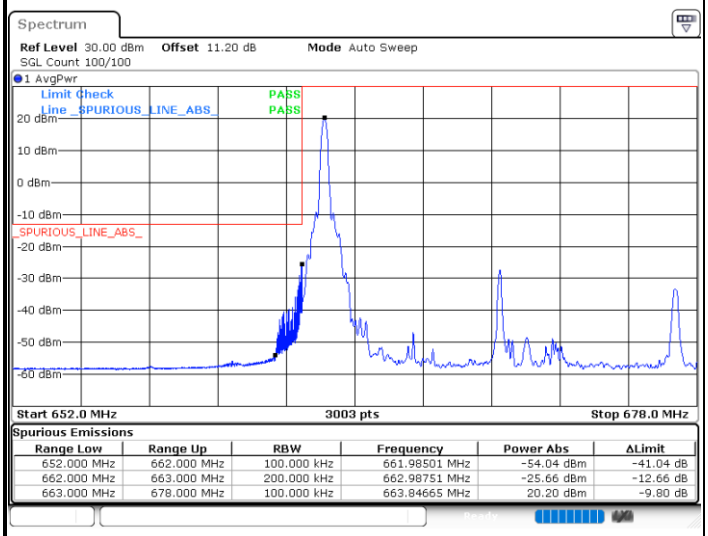

Spurious Emissions

Range Low	Range Up	RBW	Frequency	Power Abs	ΔLimit
652.000 MHz	662.000 MHz	100.000 kHz	661.98501 MHz	-54.04 dBm	-41.04 dB
662.000 MHz	663.000 MHz	200.000 kHz	662.98751 MHz	-25.66 dBm	-12.66 dB
663.000 MHz	678.000 MHz	100.000 kHz	663.84665 MHz	20.20 dBm	-9.80 dB

Date: 6.MAY.2022 00:31:23

Highest Band Edge / 1 RB

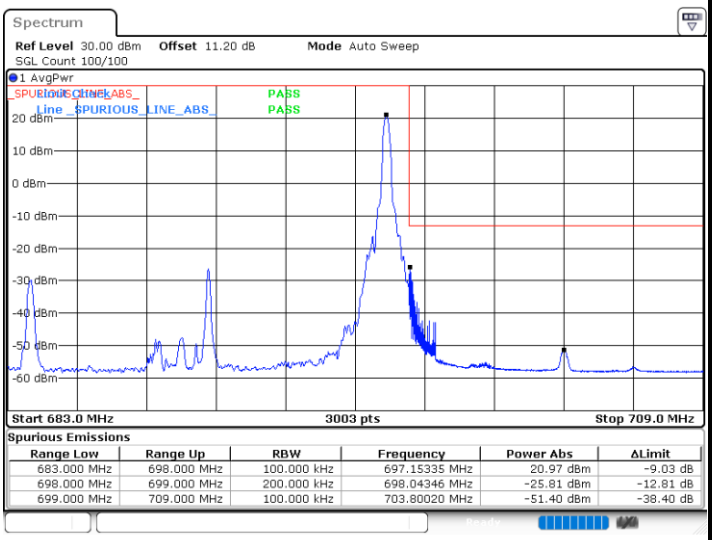

Spurious Emissions

Range Low	Range Up	RBW	Frequency	Power Abs	ΔLimit
683.000 MHz	698.000 MHz	100.000 kHz	697.15335 MHz	20.97 dBm	-9.03 dB
698.000 MHz	699.000 MHz	200.000 kHz	698.04346 MHz	-25.81 dBm	-12.81 dB
699.000 MHz	709.000 MHz	100.000 kHz	703.80020 MHz	-51.40 dBm	-38.40 dB

Date: 6.MAY.2022 00:39:31

Lowest Band Edge / Full RB

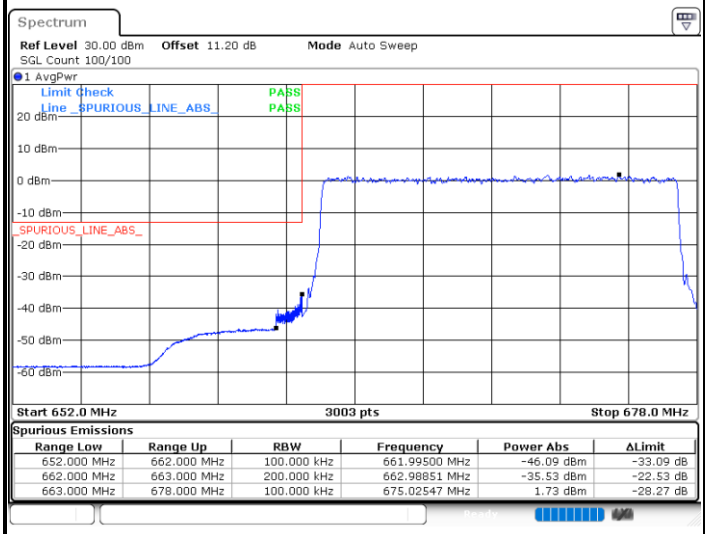

Spurious Emissions

Range Low	Range Up	RBW	Frequency	Power Abs	ΔLimit
652.000 MHz	662.000 MHz	100.000 kHz	661.99500 MHz	-46.09 dBm	-33.09 dB
662.000 MHz	663.000 MHz	200.000 kHz	662.98851 MHz	-35.53 dBm	-22.53 dB
663.000 MHz	678.000 MHz	100.000 kHz	675.02547 MHz	1.73 dBm	-28.27 dB

Date: 6.MAY.2022 00:33:21

Highest Band Edge / Full RB

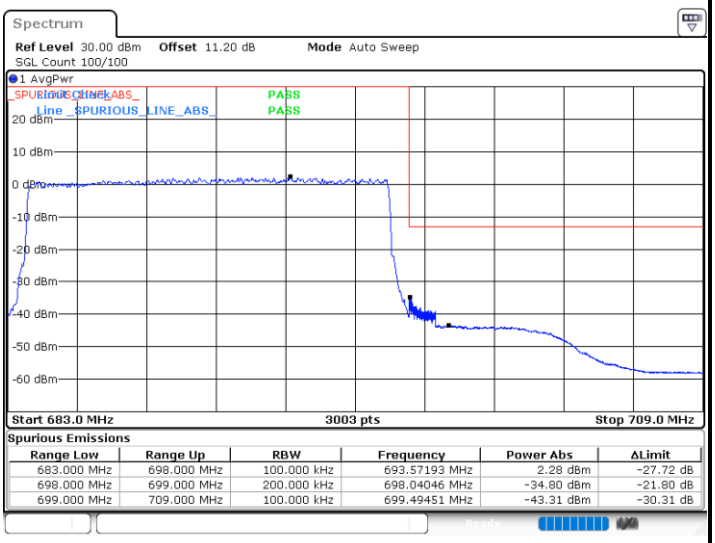

Spurious Emissions

Range Low	Range Up	RBW	Frequency	Power Abs	ΔLimit
683.000 MHz	698.000 MHz	100.000 kHz	693.57193 MHz	2.28 dBm	-27.72 dB
698.000 MHz	699.000 MHz	200.000 kHz	698.04046 MHz	-34.80 dBm	-21.80 dB
699.000 MHz	709.000 MHz	100.000 kHz	699.49451 MHz	-43.31 dBm	-30.31 dB

Date: 6.MAY.2022 00:41:29

LTE Band 71 / 15MHz / 64QAM

Lowest Band Edge / 1 RB

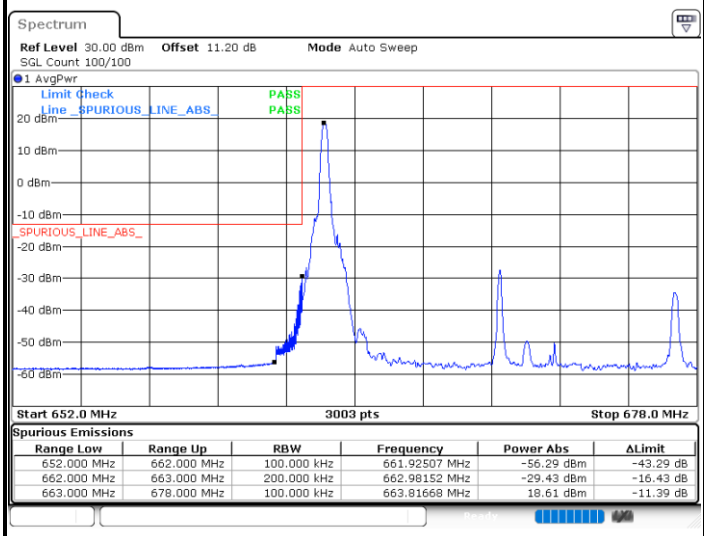

Spurious Emissions

Range Low	Range Up	RBW	Frequency	Power Abs	ΔLimit
652.000 MHz	662.000 MHz	100.000 kHz	661.92507 MHz	-56.29 dBm	-43.29 dB
662.000 MHz	663.000 MHz	200.000 kHz	662.98152 MHz	-29.43 dBm	-16.43 dB
663.000 MHz	678.000 MHz	100.000 kHz	663.81668 MHz	18.61 dBm	-11.39 dB

Date: 6.MAY.2022 00:43:36

Highest Band Edge / 1 RB

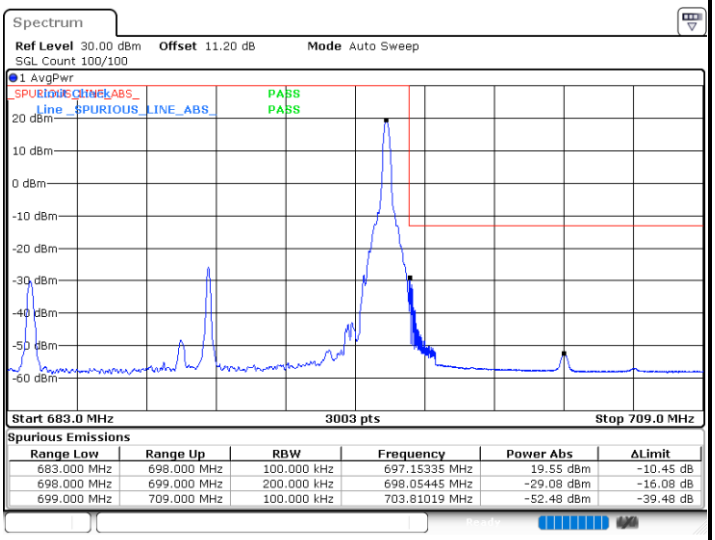

Spurious Emissions

Range Low	Range Up	RBW	Frequency	Power Abs	ΔLimit
683.000 MHz	698.000 MHz	100.000 kHz	697.15335 MHz	19.55 dBm	-10.45 dB
698.000 MHz	699.000 MHz	200.000 kHz	698.05445 MHz	-29.08 dBm	-16.08 dB
699.000 MHz	709.000 MHz	100.000 kHz	703.81019 MHz	-52.48 dBm	-39.48 dB

Date: 6.MAY.2022 00:46:17

Lowest Band Edge / Full RB

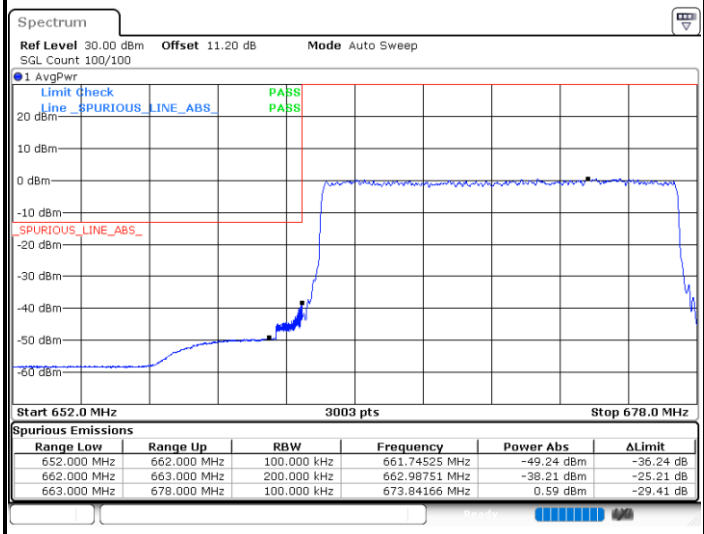

Spurious Emissions

Range Low	Range Up	RBW	Frequency	Power Abs	ΔLimit
652.000 MHz	662.000 MHz	100.000 kHz	661.74525 MHz	-49.24 dBm	-36.24 dB
662.000 MHz	663.000 MHz	200.000 kHz	662.98751 MHz	-38.21 dBm	-25.21 dB
663.000 MHz	678.000 MHz	100.000 kHz	673.84166 MHz	0.59 dBm	-29.41 dB

Date: 6.MAY.2022 00:44:35

Highest Band Edge / Full RB

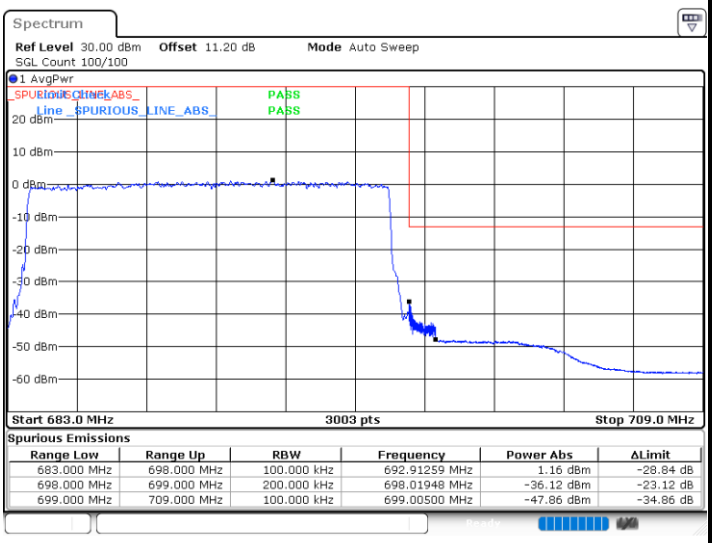

Spurious Emissions

Range Low	Range Up	RBW	Frequency	Power Abs	ΔLimit
683.000 MHz	698.000 MHz	100.000 kHz	692.91259 MHz	1.16 dBm	-28.84 dB
698.000 MHz	699.000 MHz	200.000 kHz	698.01948 MHz	-36.12 dBm	-23.12 dB
699.000 MHz	709.000 MHz	100.000 kHz	699.00500 MHz	-47.86 dBm	-34.86 dB

Date: 6.MAY.2022 00:47:16

LTE Band 71 / 20MHz / QPSK

Lowest Band Edge / 1 RB

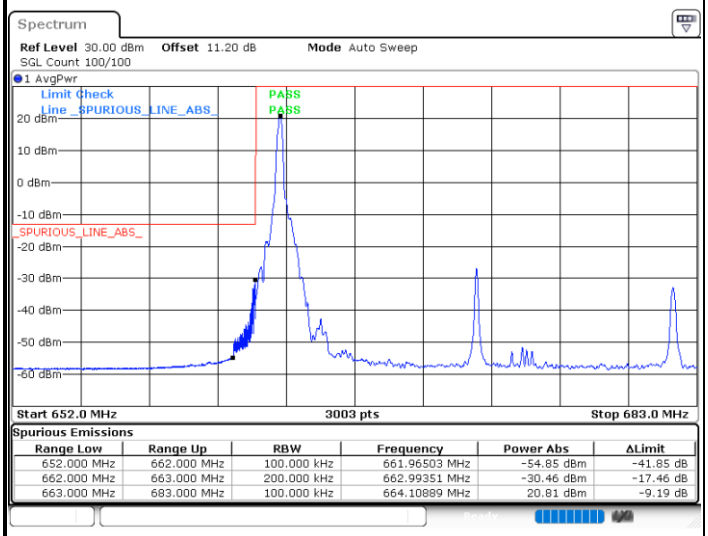

Spurious Emissions

Range Low	Range Up	RBW	Frequency	Power Abs	ΔLimit
652.000 MHz	662.000 MHz	100.000 kHz	661.96503 MHz	-54.85 dBm	-41.85 dB
662.000 MHz	663.000 MHz	200.000 kHz	662.99351 MHz	-30.46 dBm	-17.46 dB
663.000 MHz	683.000 MHz	100.000 kHz	664.10889 MHz	20.81 dBm	-9.19 dB

Date: 6.MAY.2022 00:48:20

Highest Band Edge / 1 RB

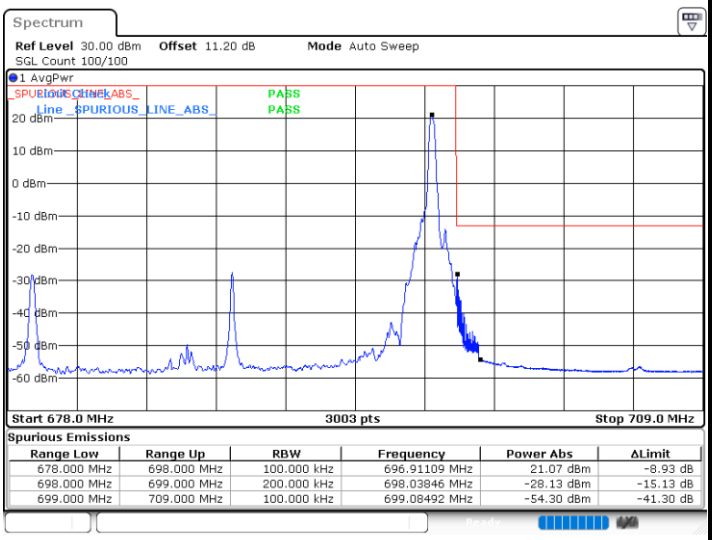

Spurious Emissions

Range Low	Range Up	RBW	Frequency	Power Abs	ΔLimit
678.000 MHz	698.000 MHz	100.000 kHz	696.91109 MHz	21.07 dBm	-8.93 dB
698.000 MHz	699.000 MHz	200.000 kHz	698.03846 MHz	-28.13 dBm	-15.13 dB
699.000 MHz	709.000 MHz	100.000 kHz	699.08492 MHz	-54.30 dBm	-41.30 dB

Date: 6.MAY.2022 00:56:28

Lowest Band Edge / Full RB

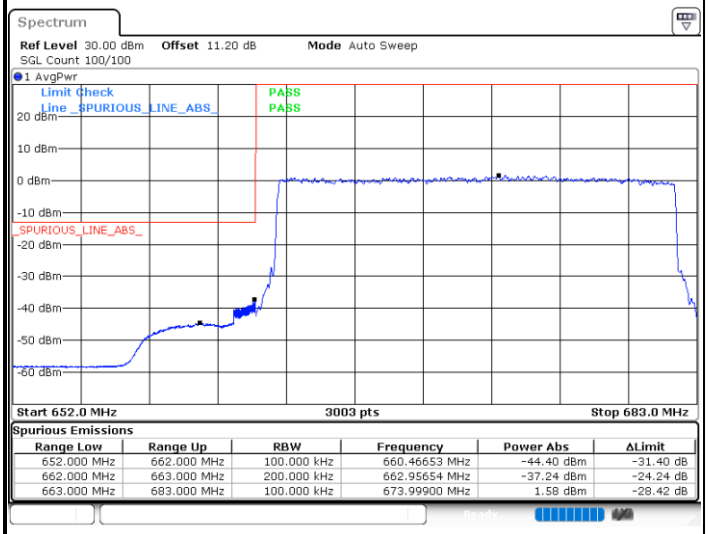

Spurious Emissions

Range Low	Range Up	RBW	Frequency	Power Abs	ΔLimit
652.000 MHz	662.000 MHz	100.000 kHz	660.46653 MHz	-44.40 dBm	-31.40 dB
662.000 MHz	663.000 MHz	200.000 kHz	662.95654 MHz	-37.24 dBm	-24.24 dB
663.000 MHz	683.000 MHz	100.000 kHz	673.99900 MHz	1.58 dBm	-28.42 dB

Date: 6.MAY.2022 00:50:18

Highest Band Edge / Full RB

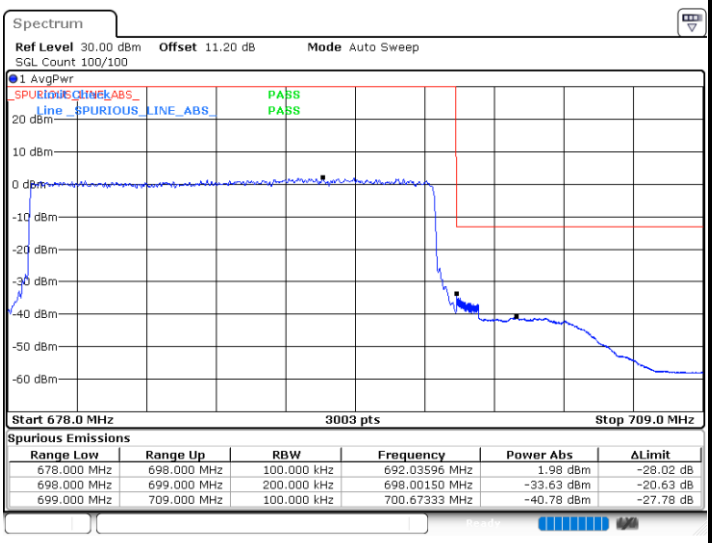

Spurious Emissions

Range Low	Range Up	RBW	Frequency	Power Abs	ΔLimit
678.000 MHz	698.000 MHz	100.000 kHz	692.03596 MHz	1.98 dBm	-28.02 dB
698.000 MHz	699.000 MHz	200.000 kHz	698.00150 MHz	-33.63 dBm	-20.63 dB
699.000 MHz	709.000 MHz	100.000 kHz	700.67333 MHz	-40.78 dBm	-27.78 dB

Date: 6.MAY.2022 00:59:24

LTE Band 71 / 20MHz / 16QAM

Lowest Band Edge / 1 RB

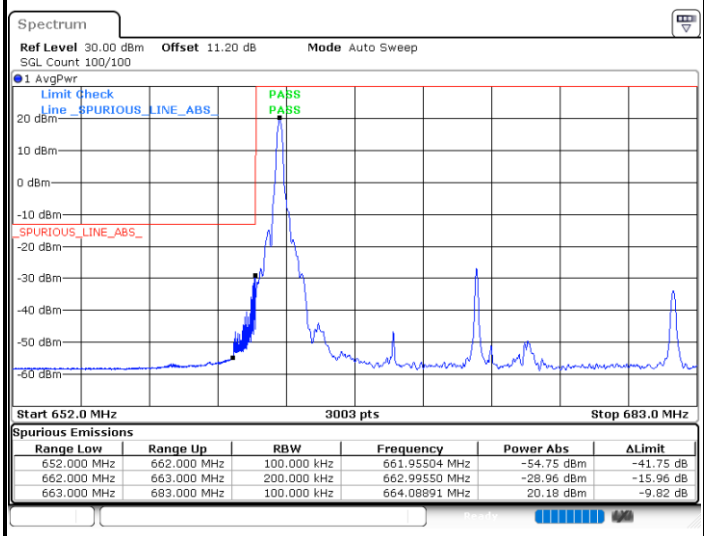

Spurious Emissions

Range Low	Range Up	RBW	Frequency	Power Abs	ΔLimit
652.000 MHz	662.000 MHz	100.000 kHz	661.95504 MHz	-54.75 dBm	-41.75 dB
662.000 MHz	663.000 MHz	200.000 kHz	662.99550 MHz	-28.96 dBm	-15.96 dB
663.000 MHz	683.000 MHz	100.000 kHz	664.08891 MHz	20.18 dBm	-9.82 dB

Date: 6.MAY.2022 00:49:19

Highest Band Edge / 1 RB

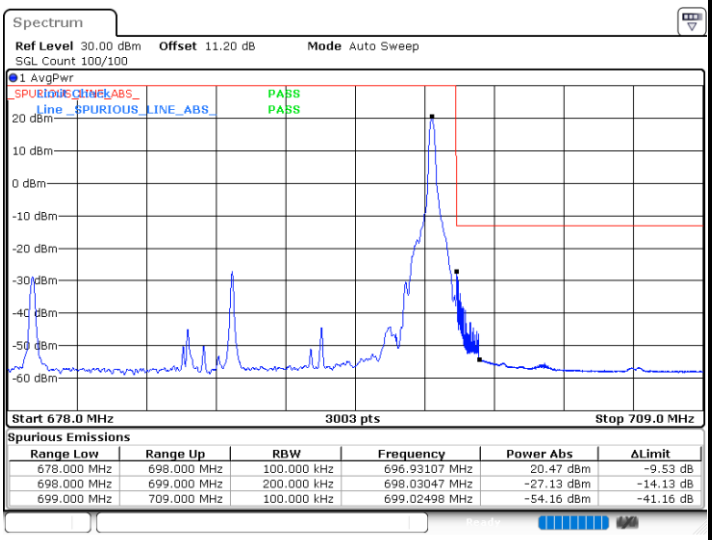

Spurious Emissions

Range Low	Range Up	RBW	Frequency	Power Abs	ΔLimit
678.000 MHz	698.000 MHz	100.000 kHz	696.93107 MHz	20.47 dBm	-9.53 dB
698.000 MHz	699.000 MHz	200.000 kHz	698.03047 MHz	-27.13 dBm	-14.13 dB
699.000 MHz	709.000 MHz	100.000 kHz	699.02498 MHz	-54.16 dBm	-41.16 dB

Date: 6.MAY.2022 00:57:27

Lowest Band Edge / Full RB

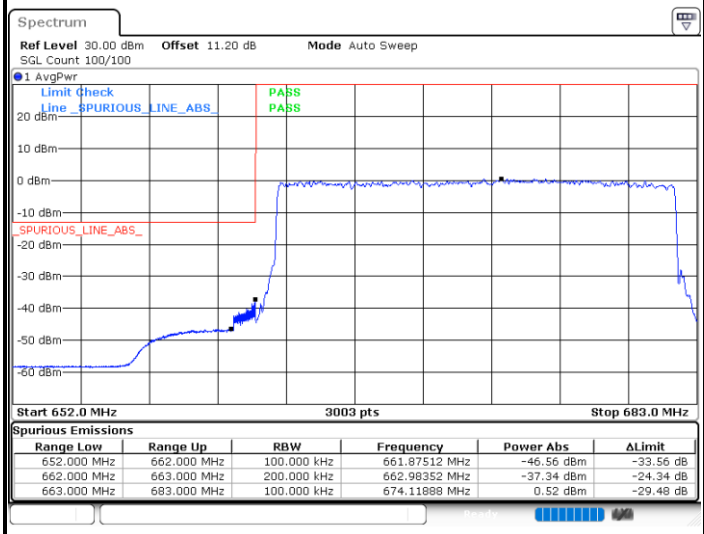

Spurious Emissions

Range Low	Range Up	RBW	Frequency	Power Abs	ΔLimit
652.000 MHz	662.000 MHz	100.000 kHz	661.87512 MHz	-46.56 dBm	-33.56 dB
662.000 MHz	663.000 MHz	200.000 kHz	662.98352 MHz	-37.34 dBm	-24.34 dB
663.000 MHz	683.000 MHz	100.000 kHz	674.11888 MHz	0.52 dBm	-29.48 dB

Date: 6.MAY.2022 00:51:17

Highest Band Edge / Full RB

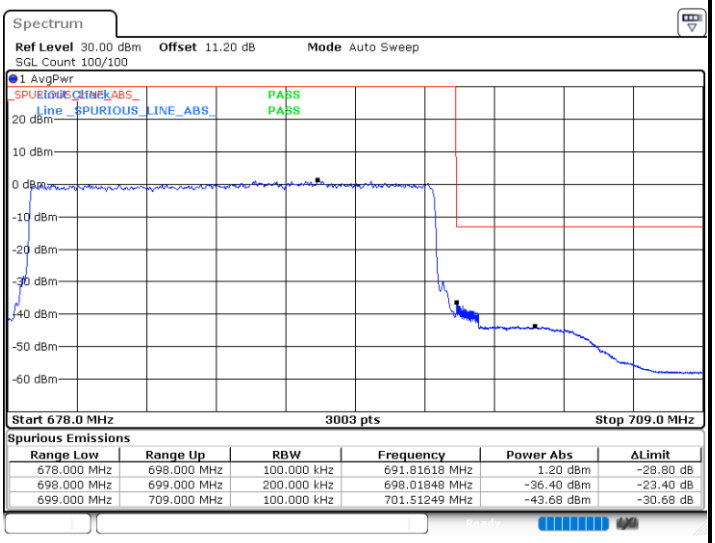

Spurious Emissions

Range Low	Range Up	RBW	Frequency	Power Abs	ΔLimit
678.000 MHz	698.000 MHz	100.000 kHz	691.81618 MHz	1.20 dBm	-28.80 dB
698.000 MHz	699.000 MHz	200.000 kHz	698.01848 MHz	-36.40 dBm	-23.40 dB
699.000 MHz	709.000 MHz	100.000 kHz	701.51249 MHz	-43.68 dBm	-30.68 dB

Date: 6.MAY.2022 00:58:26

LTE Band 71 / 20MHz / 64QAM

Lowest Band Edge / 1 RB

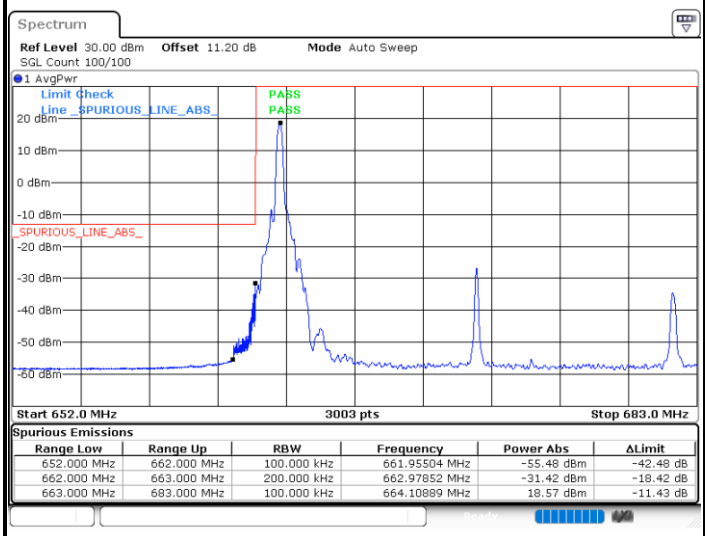

Spurious Emissions

Range Low	Range Up	RBW	Frequency	Power Abs	ΔLimit
652.000 MHz	662.000 MHz	100.000 kHz	661.95504 MHz	-55.48 dBm	-42.48 dB
662.000 MHz	663.000 MHz	200.000 kHz	662.97852 MHz	-31.42 dBm	-18.42 dB
663.000 MHz	683.000 MHz	100.000 kHz	664.10889 MHz	18.57 dBm	-11.43 dB

Date: 6.MAY.2022 01:01:32

Highest Band Edge / 1 RB

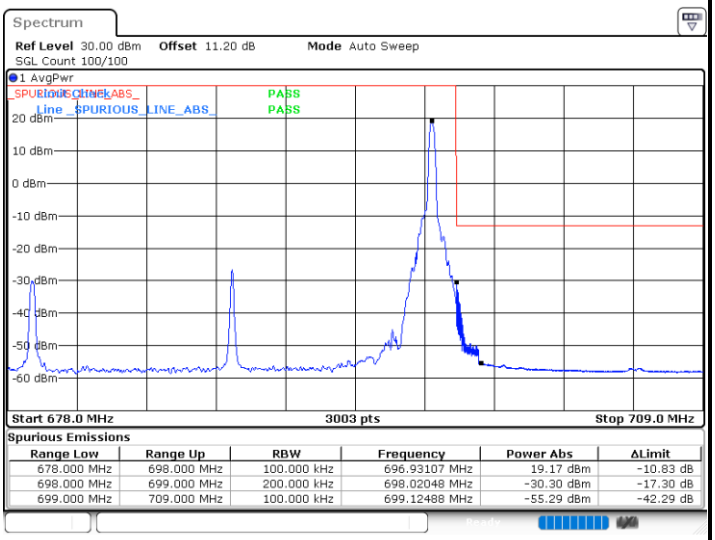

Spurious Emissions

Range Low	Range Up	RBW	Frequency	Power Abs	ΔLimit
678.000 MHz	698.000 MHz	100.000 kHz	696.93107 MHz	19.17 dBm	-10.83 dB
698.000 MHz	699.000 MHz	200.000 kHz	698.02048 MHz	-30.30 dBm	-17.30 dB
699.000 MHz	709.000 MHz	100.000 kHz	699.12488 MHz	-55.29 dBm	-42.29 dB

Date: 6.MAY.2022 01:04:13

Lowest Band Edge / Full RB

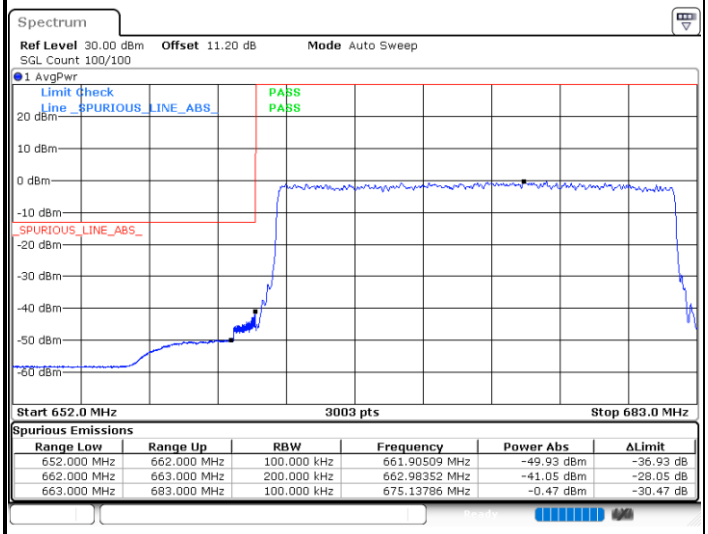

Spurious Emissions

Range Low	Range Up	RBW	Frequency	Power Abs	ΔLimit
652.000 MHz	662.000 MHz	100.000 kHz	661.90509 MHz	-49.93 dBm	-36.93 dB
662.000 MHz	663.000 MHz	200.000 kHz	662.98352 MHz	-41.05 dBm	-28.05 dB
663.000 MHz	683.000 MHz	100.000 kHz	675.13786 MHz	-0.47 dBm	-30.47 dB

Date: 6.MAY.2022 01:02:31

Highest Band Edge / Full RB

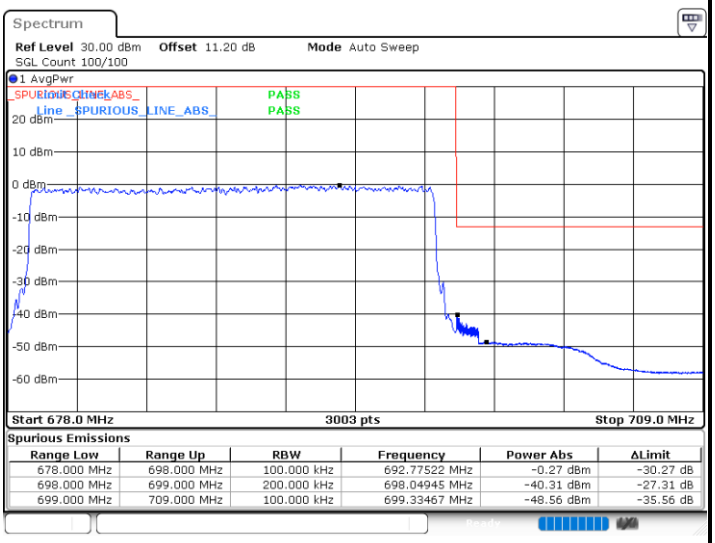

Spurious Emissions

Range Low	Range Up	RBW	Frequency	Power Abs	ΔLimit
678.000 MHz	698.000 MHz	100.000 kHz	692.77522 MHz	-0.27 dBm	-30.27 dB
698.000 MHz	699.000 MHz	200.000 kHz	698.04945 MHz	-40.31 dBm	-27.31 dB
699.000 MHz	709.000 MHz	100.000 kHz	699.33467 MHz	-48.56 dBm	-35.56 dB

Date: 6.MAY.2022 01:05:12

Conducted Spurious Emission

LTE Band 71 / 5MHz

Lowest Channel / QPSK

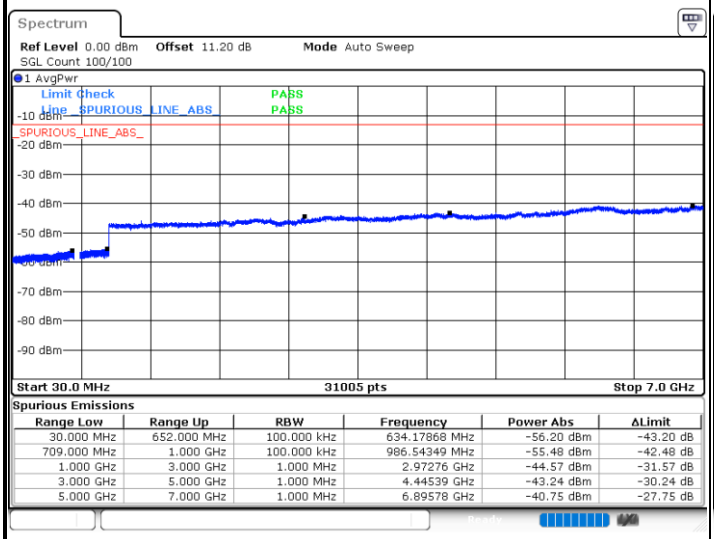

Spurious Emissions

Range Low	Range Up	RBW	Frequency	Power Abs	ΔLimit
30.000 MHz	652.000 MHz	100.000 kHz	634.17868 MHz	-56.20 dBm	-43.20 dB
709.000 MHz	1.000 GHz	100.000 kHz	986.54349 MHz	-55.48 dBm	-42.48 dB
1.000 GHz	3.000 GHz	1.000 MHz	2.97276 GHz	-44.57 dBm	-31.57 dB
3.000 GHz	5.000 GHz	1.000 MHz	4.44539 GHz	-43.24 dBm	-30.24 dB
5.000 GHz	7.000 GHz	1.000 MHz	6.89578 GHz	-40.75 dBm	-27.75 dB

Date: 5.MAY.2022 23:58:38

Middle Channel / QPSK

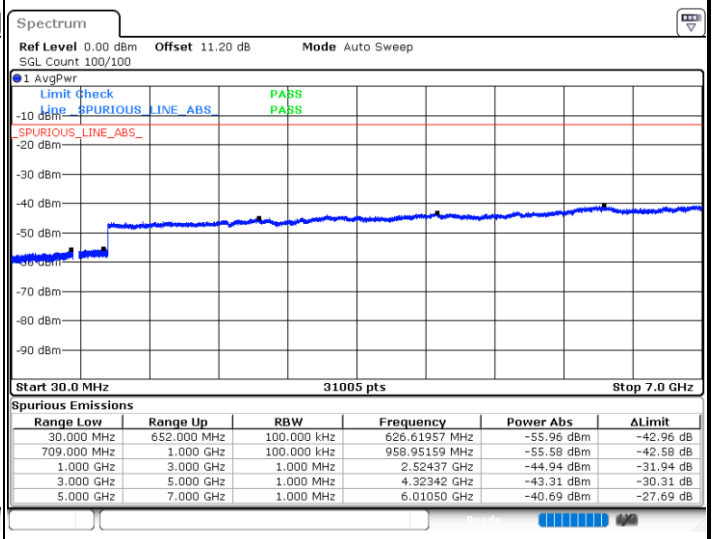

Spurious Emissions

Range Low	Range Up	RBW	Frequency	Power Abs	ΔLimit
30.000 MHz	652.000 MHz	100.000 kHz	626.61957 MHz	-55.96 dBm	-42.96 dB
709.000 MHz	1.000 GHz	100.000 kHz	958.95159 MHz	-55.58 dBm	-42.58 dB
1.000 GHz	3.000 GHz	1.000 MHz	2.52437 GHz	-44.94 dBm	-31.94 dB
3.000 GHz	5.000 GHz	1.000 MHz	4.32342 GHz	-43.31 dBm	-30.31 dB
5.000 GHz	7.000 GHz	1.000 MHz	6.01050 GHz	-40.69 dBm	-27.69 dB

Date: 6.MAY.2022 00:01:41

Highest Channel / QPSK

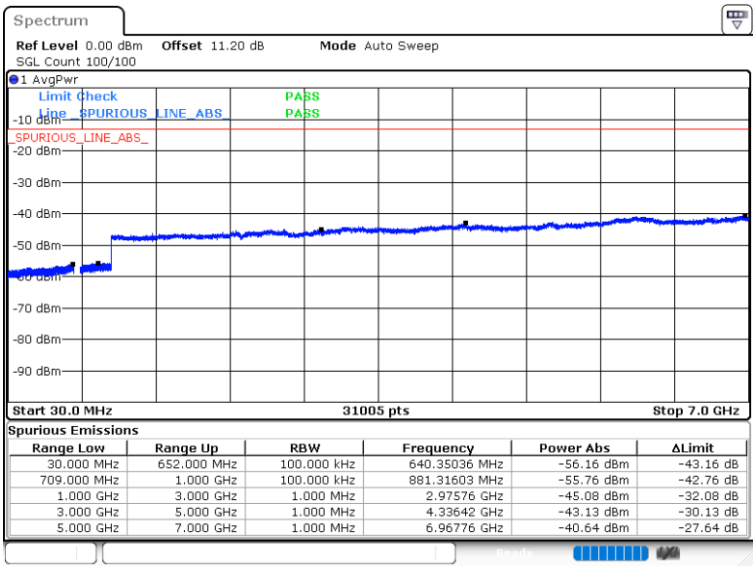

Spurious Emissions

Range Low	Range Up	RBW	Frequency	Power Abs	ΔLimit
30.000 MHz	652.000 MHz	100.000 kHz	640.35036 MHz	-56.16 dBm	-43.16 dB
709.000 MHz	1.000 GHz	100.000 kHz	881.31603 MHz	-55.76 dBm	-42.76 dB
1.000 GHz	3.000 GHz	1.000 MHz	2.97576 GHz	-45.08 dBm	-32.08 dB
3.000 GHz	5.000 GHz	1.000 MHz	4.33642 GHz	-43.13 dBm	-30.13 dB
5.000 GHz	7.000 GHz	1.000 MHz	6.96776 GHz	-40.64 dBm	-27.64 dB

Date: 6.MAY.2022 00:06:45

LTE Band 71 / 10MHz

Lowest Channel / QPSK

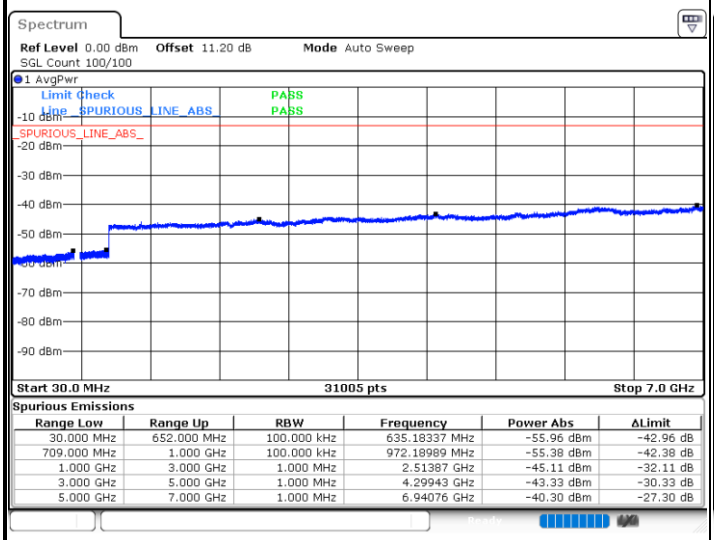

Spurious Emissions

Range Low	Range Up	RBW	Frequency	Power Abs	ΔLimit
30.000 MHz	652.000 MHz	100.000 kHz	635.18337 MHz	-55.96 dBm	-42.96 dB
709.000 MHz	1.000 GHz	100.000 kHz	972.18989 MHz	-55.38 dBm	-42.38 dB
1.000 GHz	3.000 GHz	1.000 MHz	2.51387 GHz	-45.11 dBm	-32.11 dB
3.000 GHz	5.000 GHz	1.000 MHz	4.29943 GHz	-43.33 dBm	-30.33 dB
5.000 GHz	7.000 GHz	1.000 MHz	6.94076 GHz	-40.30 dBm	-27.30 dB

Date: 6.MAY.2022 00:16:33

Middle Channel / QPSK

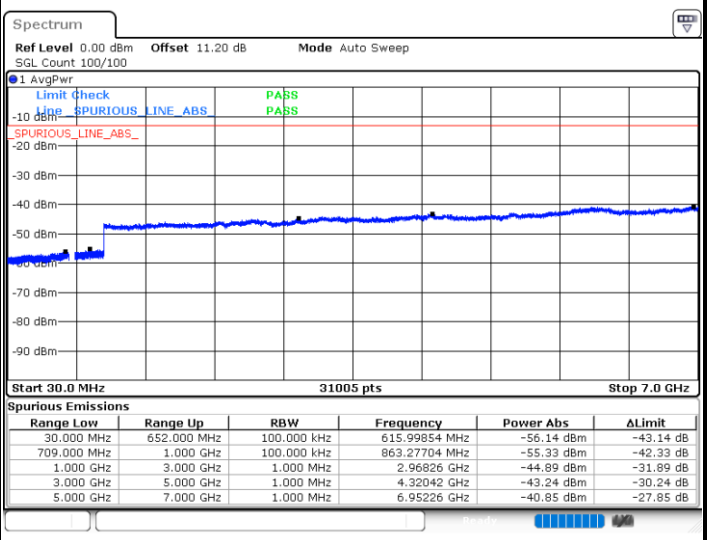

Spurious Emissions

Range Low	Range Up	RBW	Frequency	Power Abs	ΔLimit
30.000 MHz	652.000 MHz	100.000 kHz	615.99854 MHz	-56.14 dBm	-43.14 dB
709.000 MHz	1.000 GHz	100.000 kHz	863.27704 MHz	-55.33 dBm	-42.33 dB
1.000 GHz	3.000 GHz	1.000 MHz	2.96826 GHz	-44.89 dBm	-31.89 dB
3.000 GHz	5.000 GHz	1.000 MHz	4.32042 GHz	-43.24 dBm	-30.24 dB
5.000 GHz	7.000 GHz	1.000 MHz	6.95226 GHz	-40.85 dBm	-27.85 dB

Date: 6.MAY.2022 00:19:37

Highest Channel / QPSK

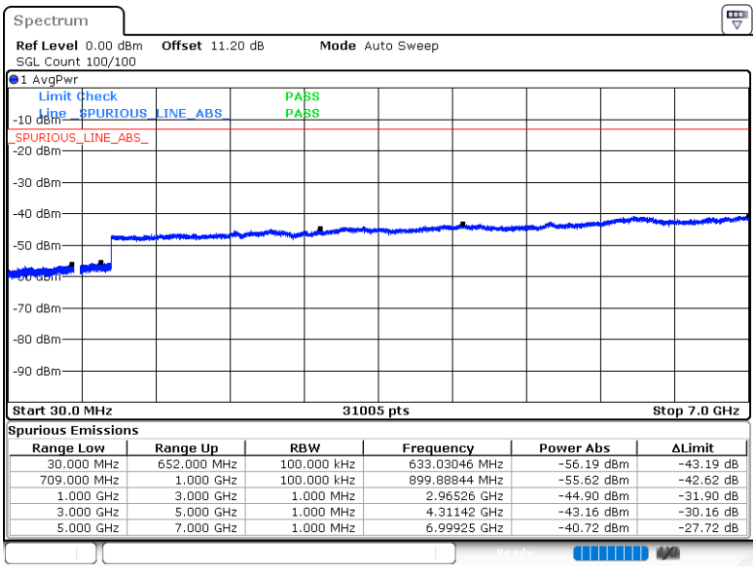

Spurious Emissions

Range Low	Range Up	RBW	Frequency	Power Abs	ΔLimit
30.000 MHz	652.000 MHz	100.000 kHz	633.03046 MHz	-56.19 dBm	-43.19 dB
709.000 MHz	1.000 GHz	100.000 kHz	899.88844 MHz	-55.62 dBm	-42.62 dB
1.000 GHz	3.000 GHz	1.000 MHz	2.96526 GHz	-44.90 dBm	-31.90 dB
3.000 GHz	5.000 GHz	1.000 MHz	4.31142 GHz	-43.16 dBm	-30.16 dB
5.000 GHz	7.000 GHz	1.000 MHz	6.99925 GHz	-40.72 dBm	-27.72 dB

Date: 6.MAY.2022 00:24:42

LTE Band 71 / 15MHz

Lowest Channel / QPSK

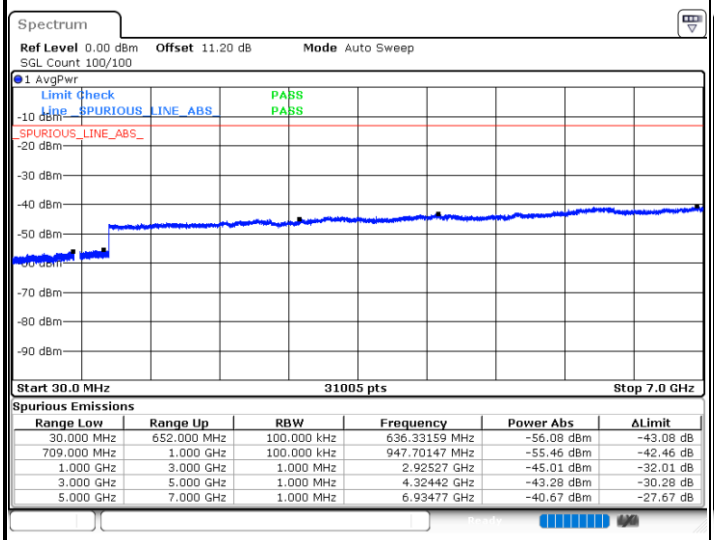

Spurious Emissions

Range Low	Range Up	RBW	Frequency	Power Abs	ΔLimit
30.000 MHz	652.000 MHz	100.000 kHz	636.33159 MHz	-56.08 dBm	-43.08 dB
709.000 MHz	1.000 GHz	100.000 kHz	947.70147 MHz	-55.46 dBm	-42.46 dB
1.000 GHz	3.000 GHz	1.000 MHz	2.92527 GHz	-45.01 dBm	-32.01 dB
3.000 GHz	5.000 GHz	1.000 MHz	4.32442 GHz	-43.28 dBm	-30.28 dB
5.000 GHz	7.000 GHz	1.000 MHz	6.93477 GHz	-40.67 dBm	-27.67 dB

Date: 6.MAY.2022 00:34:30

Middle Channel / QPSK

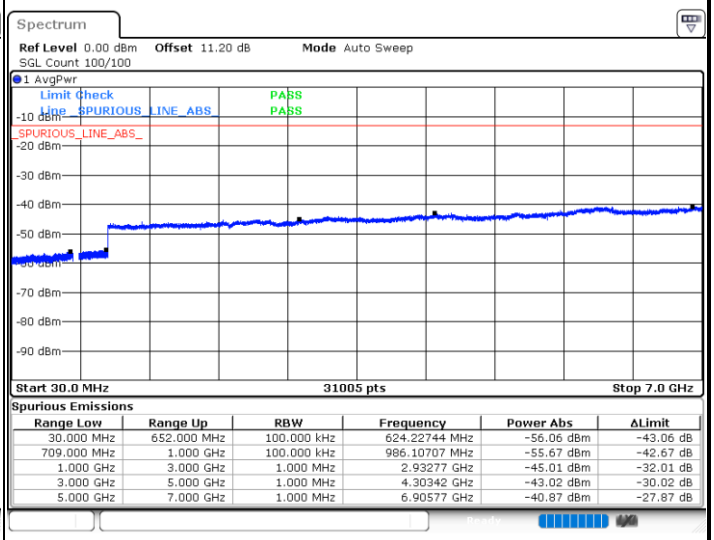

Spurious Emissions

Range Low	Range Up	RBW	Frequency	Power Abs	ΔLimit
30.000 MHz	652.000 MHz	100.000 kHz	624.22744 MHz	-56.06 dBm	-43.06 dB
709.000 MHz	1.000 GHz	100.000 kHz	986.10707 MHz	-55.67 dBm	-42.67 dB
1.000 GHz	3.000 GHz	1.000 MHz	2.93277 GHz	-45.01 dBm	-32.01 dB
3.000 GHz	5.000 GHz	1.000 MHz	4.30342 GHz	-43.02 dBm	-30.02 dB
5.000 GHz	7.000 GHz	1.000 MHz	6.90577 GHz	-40.87 dBm	-27.87 dB

Date: 6.MAY.2022 00:37:33

Highest Channel / QPSK

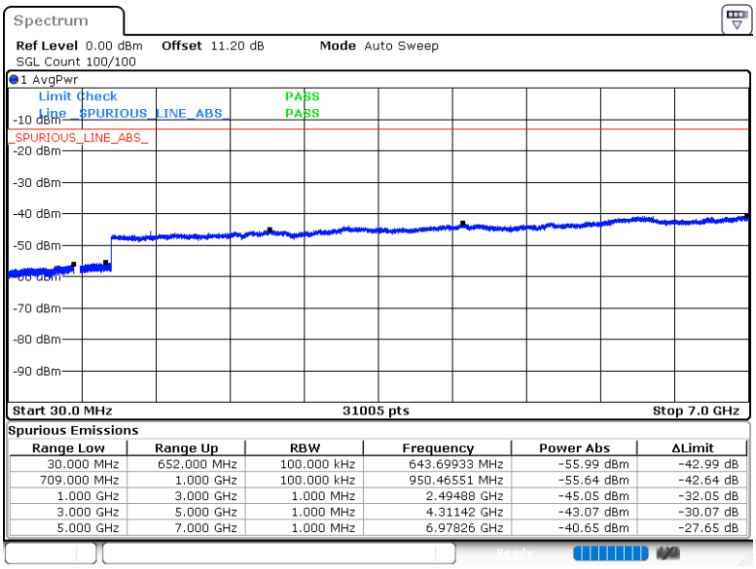

Spurious Emissions

Range Low	Range Up	RBW	Frequency	Power Abs	ΔLimit
30.000 MHz	652.000 MHz	100.000 kHz	643.69933 MHz	-55.99 dBm	-42.99 dB
709.000 MHz	1.000 GHz	100.000 kHz	950.46551 MHz	-55.64 dBm	-42.64 dB
1.000 GHz	3.000 GHz	1.000 MHz	2.49488 GHz	-45.05 dBm	-32.05 dB
3.000 GHz	5.000 GHz	1.000 MHz	4.31142 GHz	-43.07 dBm	-30.07 dB
5.000 GHz	7.000 GHz	1.000 MHz	6.97826 GHz	-40.65 dBm	-27.65 dB

Date: 6.MAY.2022 00:42:37

LTE Band 71 / 20MHz

Lowest Channel / QPSK

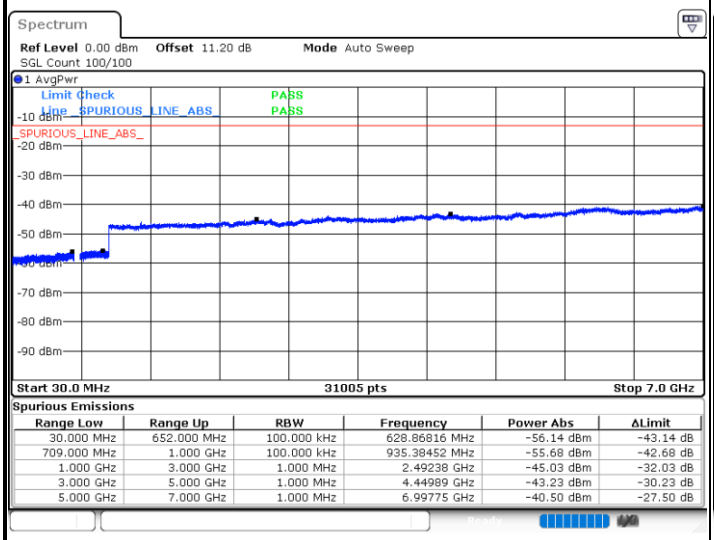

Spurious Emissions

Range Low	Range Up	RBW	Frequency	Power Abs	ΔLimit
30.000 MHz	652.000 MHz	100.000 kHz	628.86816 MHz	-56.14 dBm	-43.14 dB
709.000 MHz	1.000 GHz	100.000 kHz	935.38452 MHz	-55.68 dBm	-42.68 dB
1.000 GHz	3.000 GHz	1.000 MHz	2.49238 GHz	-45.03 dBm	-32.03 dB
3.000 GHz	5.000 GHz	1.000 MHz	4.44989 GHz	-43.23 dBm	-30.23 dB
5.000 GHz	7.000 GHz	1.000 MHz	6.99775 GHz	-40.50 dBm	-27.50 dB

Date: 6.MAY.2022 00:52:26

Middle Channel / QPSK

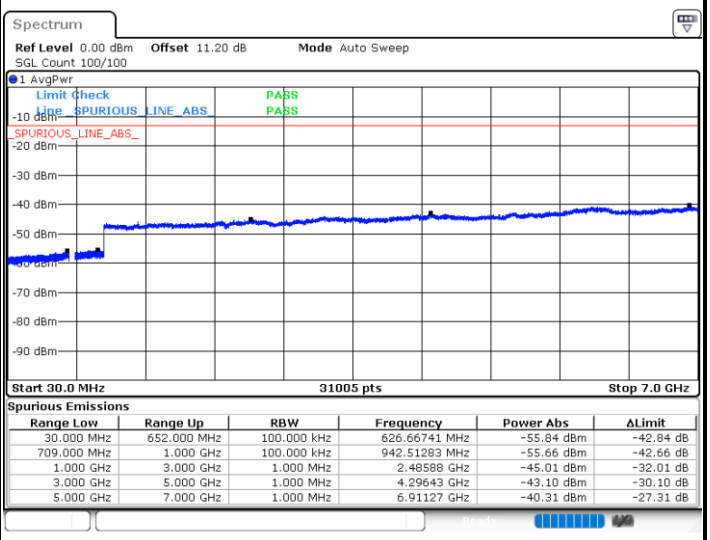

Spurious Emissions

Range Low	Range Up	RBW	Frequency	Power Abs	ΔLimit
30.000 MHz	652.000 MHz	100.000 kHz	626.66741 MHz	-55.84 dBm	-42.84 dB
709.000 MHz	1.000 GHz	100.000 kHz	942.51283 MHz	-55.66 dBm	-42.66 dB
1.000 GHz	3.000 GHz	1.000 MHz	2.48588 GHz	-45.01 dBm	-32.01 dB
3.000 GHz	5.000 GHz	1.000 MHz	4.29643 GHz	-43.10 dBm	-30.10 dB
5.000 GHz	7.000 GHz	1.000 MHz	6.91127 GHz	-40.31 dBm	-27.31 dB

Date: 6.MAY.2022 00:55:29

Highest Channel / QPSK

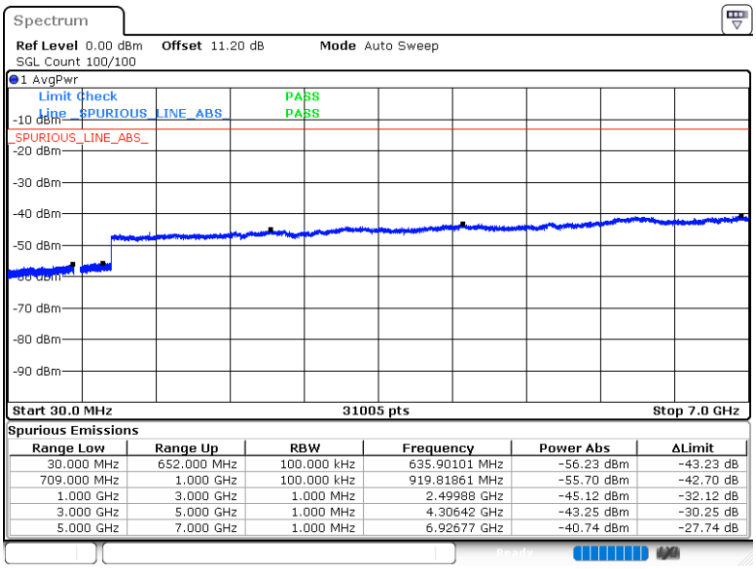

Spurious Emissions

Range Low	Range Up	RBW	Frequency	Power Abs	ΔLimit
30.000 MHz	652.000 MHz	100.000 kHz	635.90101 MHz	-56.23 dBm	-43.23 dB
709.000 MHz	1.000 GHz	100.000 kHz	919.81861 MHz	-55.70 dBm	-42.70 dB
1.000 GHz	3.000 GHz	1.000 MHz	2.49988 GHz	-45.12 dBm	-32.12 dB
3.000 GHz	5.000 GHz	1.000 MHz	4.30642 GHz	-43.25 dBm	-30.25 dB
5.000 GHz	7.000 GHz	1.000 MHz	6.92677 GHz	-40.74 dBm	-27.74 dB

Date: 6.MAY.2022 01:00:33

Frequency Stability

Test Conditions		LTE Band 71 (QPSK) / Middle Channel	Limit
Temperature (°C)	Voltage (Volt)	BW 10MHz	Note 2.
		Deviation (ppm)	Result
50	Normal Voltage	0.0018	PASS
40	Normal Voltage	0.0040	
30	Normal Voltage	0.0047	
20(Ref.)	Normal Voltage	0.0000	
10	Normal Voltage	0.0031	
0	Normal Voltage	0.0047	
-10	Normal Voltage	0.0059	
-20	Normal Voltage	0.0053	
-30	Normal Voltage	0.0115	
20	Maximum Voltage	0.0098	
20	Normal Voltage	0.0000	
20	Battery End Point	0.0051	

Note:

1. Normal Voltage = 3.3 V.；Battery End Point (BEP) = 3.135 V.；Maximum Voltage = 4.4 V.
2. The frequency fundamental emissions stay within the authorized frequency block.

Appendix B. Test Results of Radiated Test

LTE Band 26

LTE Band 26 / 15MHz / 1RB0 QPSK									
Channel	Frequency (MHz)	ERP (dBm)	Limit (dBm)	Margin (dB)	SPA Reading (dBm)	S.G. Power (dBm)	TX Cable loss (dB)	TX Antenna Gain (dBi)	Polarization (H/V)
Lowest	1648	-63.74	-13	-50.74	-75.56	-65.5	0.98	4.89	H
	2472	-60.22	-13	-47.22	-77.17	-62.1	1.28	5.32	H
	3296	-58.69	-13	-45.69	-77.4	-62.1	1.54	7.10	H
									H
									H
									H
	1648	-63.74	-13	-50.74	-75.78	-65.5	0.98	4.89	V
	2472	-57.42	-13	-44.42	-74.8	-59.3	1.28	5.32	V
	3296	-58.09	-13	-45.09	-77.61	-61.5	1.54	7.10	V
									V
									V
									V
Middle	1658	-64.47	-13	-51.47	-76.01	-66.2	0.98	4.86	H
	2488	-59.37	-13	-46.37	-76.51	-61.3	1.29	5.36	H
	3316	-58.91	-13	-45.91	-77.73	-62.4	1.55	7.19	H
									H
									H
									H
	1658	-63.57	-13	-50.57	-76.06	-65.3	0.98	4.86	V
	2488	-56.47	-13	-43.47	-73.95	-58.4	1.29	5.36	V
	3316	-57.91	-13	-44.91	-77.57	-61.4	1.55	7.19	V
									V
									V
									V

Highest	1668	-64.41	-13	-51.41	-76.26	-66.1	0.99	4.83	H
	2502	-60.44	-13	-47.44	-77.48	-62.4	1.29	5.40	H
	3336	-58.72	-13	-45.72	-78.11	-62.3	1.55	7.28	H
									H
									H
									H
	1668	-63.81	-13	-50.81	-76.02	-65.5	0.99	4.83	V
	2502	-59.14	-13	-46.14	-76.22	-61.1	1.29	5.40	V
	3336	-58.52	-13	-45.52	-78.1	-62.1	1.55	7.28	V
									V
									V
									V

Remark: Spurious emissions within 30-1000MHz were found more than 20dB below limit line.

LTE Band 25

LTE Band 25 / 20MHz / 1RB0 QPSK									
Channel	Frequency (MHz)	EIRP (dBm)	Limit (dBm)	Margin (dB)	SPA Reading (dBm)	S.G. Power (dBm)	TX Cable loss (dB)	TX Antenna Gain (dBi)	Polarization (H/V)
Lowest	3702	-56.02	-13	-43.02	-76.86	-62.59	1.67	8.24	H
	5550	-56.32	-13	-43.32	-81.78	-63.39	2.65	9.72	H
	7398	-54.74	-13	-41.74	-81.75	-63.87	2.46	11.60	H
									H
									H
									H
	3702	-56.01	-13	-43.01	-76.85	-62.58	1.67	8.24	V
	5550	-56.26	-13	-43.26	-81.63	-63.33	2.65	9.72	V
	7398	-54.54	-13	-41.54	-81.81	-63.67	2.46	11.60	V
									V
									V
									V
Middle	3744	-56.91	-13	-43.91	-77.77	-63.52	1.68	8.29	H
	5610	-56.19	-13	-43.19	-81.68	-63.25	2.69	9.74	H
	7482	-54.05	-13	-41.05	-81.2	-63.38	2.44	11.76	H
									H
									H
									H
	3744	-54.11	-13	-41.11	-74.89	-60.72	1.68	8.29	V
	5610	-55.88	-13	-42.88	-81.33	-62.94	2.69	9.74	V
	7482	-54.02	-13	-41.02	-81.31	-63.35	2.44	11.76	V
									V
									V
									V

Highest	3792	-57.18	-13	-44.18	-77.79	-63.83	1.70	8.35	H
	5688	-55.99	-13	-42.99	-81.62	-63.03	2.73	9.78	H
	7578	-54.12	-13	-41.12	-81.55	-63.56	2.40	11.85	H
									H
									H
									H
	3792	-54.88	-13	-41.88	-75.65	-61.53	1.70	8.35	V
	5688	-55.98	-13	-42.98	-81.61	-63.02	2.73	9.78	V
	7578	-53.78	-13	-40.78	-81.41	-63.22	2.40	11.85	V
									V
									V
									V

Remark: Spurious emissions within 30-1000MHz were found more than 20dB below limit line.

LTE Band 66

LTE Band 66 / 20MHz / 1RB0 QPSK									
Channel	Frequency (MHz)	EIRP (dBm)	Limit (dBm)	Margin (dB)	SPA Reading (dBm)	S.G. Power (dBm)	TX Cable loss (dB)	TX Antenna Gain (dBi)	Polarization (H/V)
Lowest	3420	-54.66	-13	-41.66	-75.26	-60.73	1.58	7.65	H
	5130	-56.76	-13	-43.76	-80.88	-64.05	2.41	9.70	H
	6840	-54.71	-13	-41.71	-81.86	-62.68	2.64	10.61	H
									H
									H
									H
	3420	-51.22	-13	-38.22	-71.87	-57.29	1.58	7.65	V
	5130	-57.09	-13	-44.09	-81.02	-64.38	2.41	9.70	V
	6840	-54.87	-13	-41.87	-81.85	-62.84	2.64	10.61	V
									V
									V
									V
Middle	3474	-53.42	-13	-40.42	-74.18	-59.71	1.60	7.89	H
	5208	-57.21	-13	-44.21	-81.39	-64.45	2.46	9.70	H
	6942	-54.76	-13	-41.76	-81.48	-62.88	2.61	10.73	H
									H
									H
									H
	3474	-49.23	-13	-36.23	-69.96	-55.52	1.60	7.89	V
	5208	-57.27	-13	-44.27	-81.29	-64.51	2.46	9.70	V
	6942	-54.13	-13	-41.13	-80.86	-62.25	2.61	10.73	V
									V
									V
									V

Highest	3522	-54.59	-13	-41.59	-75.5	-61.01	1.61	8.03	H
	5280	-56.69	-13	-43.69	-81.2	-63.89	2.50	9.70	H
	7038	-55.26	-13	-42.26	-82.06	-63.56	2.58	10.88	H
									H
									H
									H
	3522	-51.16	-13	-38.16	-72.01	-57.58	1.61	8.03	V
	5280	-57.02	-13	-44.02	-81.4	-64.22	2.50	9.70	V
	7038	-55.05	-13	-42.05	-81.84	-63.35	2.58	10.88	V
									V
									V
									V

Remark: Spurious emissions within 30-1000MHz were found more than 20dB below limit line.

LTE Band 12

LTE Band 12 / 10MHz / 1RB0 QPSK									
Channel	Frequency (MHz)	ERP (dBm)	Limit (dBm)	Margin (dB)	SPA Reading (dBm)	S.G. Power (dBm)	TX Cable loss (dB)	TX Antenna Gain (dBi)	Polarization (H/V)
Lowest	1400	-64.44	-13	-51.44	-74.29	-66.10	0.87	4.68	H
	2097	-59.62	-13	-46.62	-74.94	-60.50	1.16	4.19	H
	2796	-59.70	-13	-46.70	-77.06	-61.80	1.38	5.64	H
									H
									H
									H
	1400	-62.44	-13	-49.44	-73.08	-64.10	0.87	4.68	V
	2097	-59.32	-13	-46.32	-75.08	-60.20	1.16	4.19	V
	2796	-58.90	-13	-45.90	-76.55	-61.00	1.38	5.64	V
									V
									V
									V
Middle	1408	-53.99	-13	-40.99	-63.59	-55.70	0.87	4.73	H
	2112	-55.38	-13	-42.38	-70.50	-56.30	1.17	4.24	H
	2810	-59.69	-13	-46.69	-77.09	-61.80	1.39	5.65	H
									H
									H
									H
	1408	-63.49	-13	-50.49	-74.14	-65.20	0.87	4.73	V
	2108	-58.69	-13	-45.69	-73.95	-59.60	1.17	4.22	V
	2810	-58.99	-13	-45.99	-76.85	-61.10	1.39	5.65	V
									V
									V
									V

Highest	1416	-65.05	-13	-52.05	-75.13	-66.80	0.87	4.78	H
	2120	-60.16	-13	-47.16	-75.54	-61.10	1.17	4.26	H
	2824	-60.08	-13	-47.08	-77.37	-62.20	1.39	5.66	H
									H
									H
									H
	1416	-64.85	-13	-51.85	-75.21	-66.60	0.87	4.78	V
	2120	-59.76	-13	-46.76	-75.04	-60.70	1.17	4.26	V
	2824	-59.18	-13	-46.18	-77.59	-61.30	1.39	5.66	V
									V
									V
									V

Remark: Spurious emissions within 30-1000MHz were found more than 20dB below limit line.

LTE Band 13

LTE Band 13 / 5MHz / 1RB0 QPSK									
Channel	Frequency (MHz)	ERP (dBm)	Limit (dBm)	Margin (dB)	SPA Reading (dBm)	S.G. Power (dBm)	TX Cable loss (dB)	TX Antenna Gain (dBi)	Polarization (H/V)
Lowest	1554	-64.54	-13	-51.54	-75.54	-66.60	0.94	5.15	H
	2331	-59.79	-13	-46.79	-76.11	-61.30	1.24	4.89	H
	3108	-59.46	-13	-46.46	-77.46	-62.10	1.48	6.28	H
									H
									H
									H
	1554	-63.94	-13	-50.94	-75.20	-66.00	0.94	5.15	V
	2331	-59.69	-13	-46.69	-76.32	-61.20	1.24	4.89	V
	3108	-59.16	-13	-46.16	-77.56	-61.80	1.48	6.28	V
									V
									V
									V
Middle	1559	-64.75	-42.15	-22.60	-75.63	-66.80	0.94	5.13	H
	2339	-60.47	-13	-47.47	-76.83	-62.00	1.24	4.92	H
	3118	-59.62	-13	-46.62	-77.68	-62.30	1.48	6.32	H
									H
									H
									H
	1559	-64.25	-42.15	-22.10	-75.54	-66.30	0.94	5.13	V
	2339	-58.77	-13	-45.77	-75.68	-60.30	1.24	4.92	V
	3118	-58.22	-13	-45.22	-77.20	-60.90	1.48	6.32	V
									V
									V
									V

Highest	1564	-64.57	-42.15	-22.42	-75.51	-66.60	0.94	5.12	H
	2346	-60.55	-13	-47.55	-76.73	-62.10	1.24	4.94	H
	3128	-59.77	-13	-46.77	-77.81	-62.50	1.49	6.36	H
									H
									H
									H
	1564	-64.17	-42.15	-22.02	-75.52	-66.20	0.94	5.12	V
	2346	-58.55	-13	-45.55	-4.76	-60.10	1.24	4.94	V
	3128	-58.67	-13	-45.67	-77.46	-61.40	1.49	6.36	V
									V
									V
									V

Remark: Spurious emissions within 30-1000MHz were found more than 20dB below limit line.

LTE Band 7

LTE Band 7 / 20MHz / 1RB0 QPSK									
Channel	Frequency (MHz)	EIRP (dBm)	Limit (dBm)	Margin (dB)	SPA Reading (dBm)	S.G. Power (dBm)	TX Cable loss (dB)	TX Antenna Gain (dBi)	Polarization (H/V)
Lowest	5000	-57.44	-25	-32.44	-80.95	-64.8	2.34	9.70	H
	7500	-54.23	-25	-29.23	-81.33	-63.6	2.43	11.80	H
	10000	-50.60	-25	-25.60	-81.6	-60.1	2.70	12.20	H
									H
									H
									H
	5000	-57.84	-25	-32.84	-81.38	-65.2	2.34	9.70	V
	7500	-54.73	-25	-29.73	-81.59	-64.1	2.43	11.80	V
	10000	-50.60	-25	-25.60	-81.33	-60.1	2.70	12.20	V
									V
									V
									V
Middle	5052	-56.77	-25	-31.77	-80.49	-64.1	2.37	9.70	H
	7575	-53.86	-25	-28.86	-81.16	-63.3	2.41	11.85	H
	10100	-49.76	-25	-24.76	-81.1	-59.3	2.70	12.24	H
									H
									H
									H
	5052	-55.97	-25	-30.97	-79.29	-63.3	2.37	9.70	V
	7575	-53.76	-25	-28.76	-81.35	-63.2	2.41	11.85	V
	10100	-50.16	-25	-25.16	-81.48	-59.7	2.70	12.24	V
									V
									V
									V

Highest	5100	-57.29	-25	-32.29	-80.99	-64.6	2.39	9.70	H
	7650	-54.59	-25	-29.59	-81.62	-64.1	2.38	11.89	H
	10206	-49.61	-25	-24.61	-81.53	-59.2	2.70	12.28	H
									H
									H
									H
	5100	-55.99	-25	-30.99	-80.43	-63.3	2.39	9.70	V
	7650	-53.89	-25	-28.89	-81.56	-63.4	2.38	11.89	V
	10206	-50.11	-25	-25.11	-81.32	-59.7	2.70	12.28	V
									V
									V
									V

Remark: Spurious emissions within 30-1000MHz were found more than 20dB below limit line.

LTE Band 41

LTE Band 41 / 20MHz / 1RB0 QPSK									
Channel	Frequency (MHz)	EIRP (dBm)	Limit (dBm)	Margin (dB)	SPA Reading (dBm)	S.G. Power (dBm)	TX Cable loss (dB)	TX Antenna Gain (dBi)	Polarization (H/V)
Lowest	4992	-57.32	-25	-32.32	-81.26	-64.67	2.33	9.68	H
	7488	-54.32	-25	-29.32	-81.49	-63.66	2.43	11.78	H
	9990	-50.34	-25	-25.34	-81.62	-59.85	2.69	12.21	H
									H
									H
									H
	4992	-56.51	-25	-31.51	-80.28	-63.86	2.33	9.68	V
	7488	-54.02	-25	-29.02	-81.51	-63.36	2.43	11.78	V
	9990	-50.64	-25	-25.64	-81.91	-60.15	2.69	12.21	V
									V
									V
									V
Middle	5166	-56.88	-25	-31.88	-81.01	-64.15	2.43	9.70	H
	7752	-53.63	-25	-28.63	-81.4	-63.23	2.35	11.95	H
	10332	-49.50	-25	-24.50	-81.86	-59.14	2.69	12.33	H
									H
									H
									H
	5166	-56.51	-25	-31.51	-80.49	-63.78	2.43	9.70	V
	7752	-53.47	-25	-28.47	-81.53	-63.07	2.35	11.95	V
	10332	-49.24	-25	-24.24	-81.59	-58.88	2.69	12.33	V
									V
									V
									V

Highest	5340	-56.38	-25	-31.38	-80.97	-63.55	2.53	9.70	H
	8010	-52.77	-25	-27.77	-81.15	-62.61	2.27	12.11	H
	10674	-48.55	-25	-23.55	-81.95	-58.29	2.69	12.43	H
									H
									H
									H
	5340	-51.71	-25	-26.71	-76.33	-58.88	2.53	9.70	V
	8010	-52.72	-25	-27.72	-81.38	-62.56	2.27	12.11	V
	10674	-48.81	-25	-23.81	-81.88	-58.55	2.69	12.43	V
									V
									V
									V

Remark: Spurious emissions within 30-1000MHz were found more than 20dB below limit line.

LTE Band 71

LTE Band 71 / 5MHz / 1RB0 QPSK									
Channel	Frequency (MHz)	ERP (dBm)	Limit (dBm)	Margin (dB)	SPA Reading (dBm)	S.G. Power (dBm)	TX Cable loss (dB)	TX Antenna Gain (dBi)	Polarization (H/V)
Lowest	1328	-64.67	-13	-51.67	-74.57	-65.92	0.84	4.23	H
	1989	-60.81	-13	-47.81	-75.7	-61.46	1.13	3.93	H
	2652	-59.70	-13	-46.70	-77.05	-61.73	1.34	5.52	H
									H
									H
									H
	1328	-64.29	-13	-51.29	-74.6	-65.54	0.84	4.23	V
	1989	-60.48	-13	-47.48	-75.69	-61.13	1.13	3.93	V
	2652	-58.98	-13	-45.98	-76.94	-61.01	1.34	5.52	V
									V
									V
									V
Middle	1352	-64.84	-13	-51.84	-74.86	-66.23	0.85	4.38	H
	2034	-61.15	-13	-48.15	-76.31	-61.86	1.14	4.00	H
	2712	-59.43	-13	-46.43	-76.92	-61.49	1.36	5.57	H
									H
									H
									H
	1352	-64.08	-13	-51.08	-74.54	-65.47	0.85	4.38	V
	2034	-60.98	-13	-47.98	-76.46	-61.69	1.14	4.00	V
	2712	-58.59	-13	-45.59	-76.77	-60.65	1.36	5.57	V
									V
									V
									V

Highest	1384	-64.29	-13	-51.29	-74.44	-65.86	0.86	4.58	H
	2079	-60.95	-13	-47.95	-76.25	-61.78	1.16	4.14	H
	2772	-59.47	-13	-46.47	-77.07	-61.56	1.38	5.62	H
									H
									H
									H
	1384	-64.09	-13	-51.09	-74.7	-65.66	0.86	4.58	V
	2079	-60.74	-13	-47.74	-76.37	-61.57	1.16	4.14	V
	2772	-58.22	-13	-45.22	-76.56	-60.31	1.38	5.62	V
									V
									V
									V

Remark: Spurious emissions within 30-1000MHz were found more than 20dB below limit line.

LTE Band 5B

LTE Band 5B / 10MHz+10MHz / 1RB49 QPSK+1RB0 QPSK									
Channel	Frequency (MHz)	ERP (dBm)	Limit (dBm)	Margin (dB)	SPA Reading (dBm)	S.G. Power (dBm)	TX Cable loss (dB)	TX Antenna Gain (dBi)	Polarization (H/V)
Lowest	1668	-63.83	-13	-50.83	-75.86	-65.52	0.99	4.83	H
	2504	-59.48	-13	-46.48	-76.63	-61.44	1.29	5.40	H
	3336	-58.34	-13	-45.34	-77.82	-61.92	1.55	7.28	H
									H
									H
									H
	1668	-62.89	-13	-49.89	-75.5	-64.58	0.99	4.83	V
	2504	-57.57	-13	-44.57	-75.21	-59.53	1.29	5.40	V
	3336	-58.06	-13	-45.06	-77.82	-61.64	1.55	7.28	V
									V
									V
									V
Middle	1672	-63.51	-13	-50.51	-75.69	-65.19	0.99	4.82	H
	2512	-59.96	-13	-46.96	-77.2	-61.93	1.29	5.41	H
	3344	-58.22	-13	-45.22	-77.83	-61.83	1.56	7.31	H
									H
									H
									H
	1672	-62.87	-13	-49.87	-75.5	-64.55	0.99	4.82	V
	2512	-57.26	-13	-44.26	-74.94	-59.23	1.29	5.41	V
	3344	-58.26	-13	-45.26	-78.01	-61.87	1.56	7.31	V
									V
									V
									V

Highest	1680	-63.17	-13	-50.17	-75.37	-64.82	0.99	4.80	H
	2520	-59.77	-13	-46.77	-76.98	-61.74	1.30	5.42	H
	3352	-58.05	-13	-45.05	-77.74	-61.69	1.56	7.35	H
									H
									H
									H
	1680	-63.12	-13	-50.12	-75.66	-64.77	0.99	4.80	V
	2520	-57.78	-13	-44.78	-75.44	-59.75	1.30	5.42	V
	3352	-57.97	-13	-44.97	-77.81	-61.61	1.56	7.35	V
									V
									V
									V

Remark: Spurious emissions within 30-1000MHz were found more than 20dB below limit line.

LTE Band 7C

LTE Band 7C / 20MHz+20MHz / 1RB99 QPSK+1RB0 QPSK									
Channel	Frequency (MHz)	EIRP (dBm)	Limit (dBm)	Margin (dB)	SPA Reading (dBm)	S.G. Power (dBm)	TX Cable loss (dB)	TX Antenna Gain (dBi)	Polarization (H/V)
Lowest	5040	-56.96	-25	-31.96	-80.55	-64.3	2.36	9.70	H
	7560	-54.47	-25	-29.47	-81.25	-63.9	2.41	11.84	H
	10080	-50.06	-25	-25.06	-81.33	-59.6	2.70	12.23	H
									H
									H
									H
	5040	-56.96	-25	-31.96	-80.29	-64.3	2.36	9.70	V
	7560	-53.87	-25	-28.87	-81.3	-63.3	2.41	11.84	V
	10080	-50.06	-25	-25.06	-81.48	-59.6	2.70	12.23	V
									V
									V
									V
Middle	5186	-57.04	-25	-32.04	-80.6	-64.3	2.44	9.70	H
	7779	-53.97	-25	-28.97	-81.48	-63.6	2.34	11.97	H
	10372	-49.94	-25	-24.94	-81.68	-59.6	2.69	12.35	H
									H
									H
									H
	5186	-57.54	-25	-32.54	-80.98	-64.8	2.44	9.70	V
	7779	-53.67	-25	-28.67	-81.53	-63.3	2.34	11.97	V
	10372	-49.94	-25	-24.94	-81.71	-59.6	2.69	12.35	V
									V
									V
									V

Highest	5340	-57.13	-25	-32.13	-81.21	-64.3	2.53	9.70	H
	8010	-53.46	-25	-28.46	-81.22	-63.3	2.27	12.11	H
	10680	-48.65	-25	-23.65	-81.44	-58.4	2.69	12.44	H
									H
									H
									H
	5340	-56.43	-25	-31.43	-80.73	-63.6	2.53	9.70	V
	8010	-52.06	-25	-27.06	-80.65	-61.9	2.27	12.11	V
	10680	-48.75	-25	-23.75	-81.26	-58.5	2.69	12.44	V
									V
									V
									V

Remark: Spurious emissions within 30-1000MHz were found more than 20dB below limit line.

LTE Band 41C

LTE Band 41C / 20MHz+20MHz / 1RB99 QPSK+1RB0 QPSK									
Channel	Frequency (MHz)	EIRP (dBm)	Limit (dBm)	Margin (dB)	SPA Reading (dBm)	S.G. Power (dBm)	TX Cable loss (dB)	TX Antenna Gain (dBi)	Polarization (H/V)
Lowest	5032	-56.76	-25	-31.76	-80.66	-64.1	2.36	9.70	H
	7548	-54.48	-25	-29.48	-81.5	-63.9	2.41	11.83	H
	10064	-50.37	-25	-25.37	-81.6	-59.9	2.70	12.23	H
									H
									H
									H
	5032	-56.86	-25	-31.86	-80.39	-64.2	2.36	9.70	V
	7548	-53.88	-25	-28.88	-81.25	-63.3	2.41	11.83	V
	10064	-50.57	-25	-25.57	-81.83	-60.1	2.70	12.23	V
									V
									V
									V
Middle	5184	-56.84	-25	-31.84	-80.44	-64.1	2.44	9.70	H
	7779	-53.87	-25	-28.87	-81.54	-63.5	2.34	11.97	H
	10372	-49.14	-25	-24.14	-81.32	-58.8	2.69	12.35	H
									H
									H
									H
	5184	-55.54	-25	-30.54	-79.19	-62.8	2.44	9.70	V
	7779	-53.67	-25	-28.67	-81.5	-63.3	2.34	11.97	V
	10372	-49.64	-25	-24.64	-81.72	-59.3	2.69	12.35	V
									V
									V
									V

Highest	5340	-55.93	-25	-30.93	-80.19	-63.1	2.53	9.70	H
	8010	-53.06	-25	-28.06	-81.2	-62.9	2.27	12.11	H
	10674	-48.76	-25	-23.76	-81.54	-58.5	2.69	12.43	H
									H
									H
									H
	5340	-54.03	-25	-29.03	-78.58	-61.2	2.53	9.70	V
	8010	-52.56	-25	-27.56	-81.25	-62.4	2.27	12.11	V
	10674	-48.46	-25	-23.46	-81.34	-58.2	2.69	12.43	V
									V
									V
									V

Remark: Spurious emissions within 30-1000MHz were found more than 20dB below limit line.