LTE Band 26 / 5MHz

Lowest Channel / QPSK

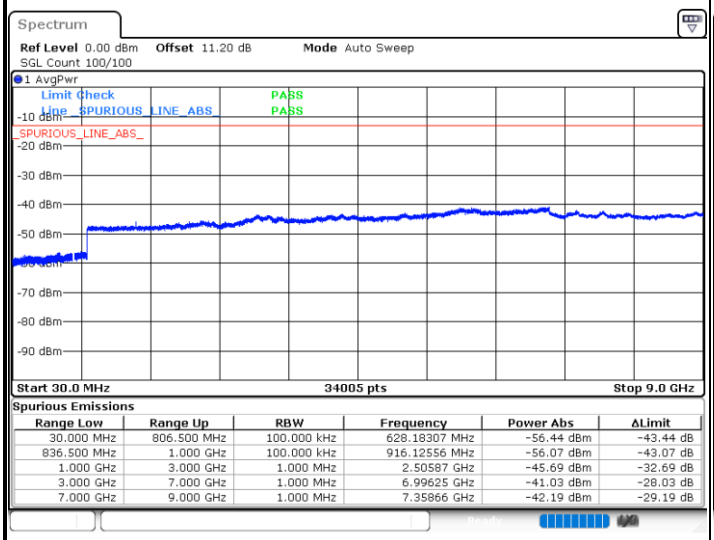

Spurious Emissions

Range Low	Range Up	RBW	Frequency	Power Abs	ΔLimit
30.000 MHz	806.500 MHz	100.000 kHz	628.18307 MHz	-56.44 dBm	-43.44 dB
836.500 MHz	1.000 GHz	100.000 kHz	916.12556 MHz	-56.07 dBm	-43.07 dB
1.000 GHz	3.000 GHz	1.000 MHz	2.50587 GHz	-45.69 dBm	-32.69 dB
3.000 GHz	7.000 GHz	1.000 MHz	6.99625 GHz	-41.03 dBm	-28.03 dB
7.000 GHz	9.000 GHz	1.000 MHz	7.35866 GHz	-42.19 dBm	-29.19 dB

Date: 22.MAY.2023 15:03:23

Middle Channel / QPSK

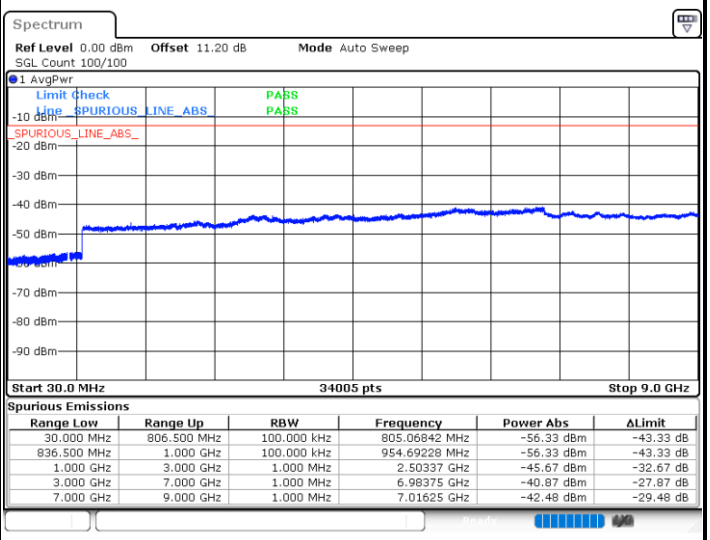

Spurious Emissions

Range Low	Range Up	RBW	Frequency	Power Abs	ΔLimit
30.000 MHz	806.500 MHz	100.000 kHz	805.06842 MHz	-56.33 dBm	-43.33 dB
836.500 MHz	1.000 GHz	100.000 kHz	954.69228 MHz	-56.33 dBm	-43.33 dB
1.000 GHz	3.000 GHz	1.000 MHz	2.50337 GHz	-45.67 dBm	-32.67 dB
3.000 GHz	7.000 GHz	1.000 MHz	6.98375 GHz	-40.87 dBm	-27.87 dB
7.000 GHz	9.000 GHz	1.000 MHz	7.01625 GHz	-42.48 dBm	-29.48 dB

Date: 22.MAY.2023 15:04:42

Highest Channel / QPSK

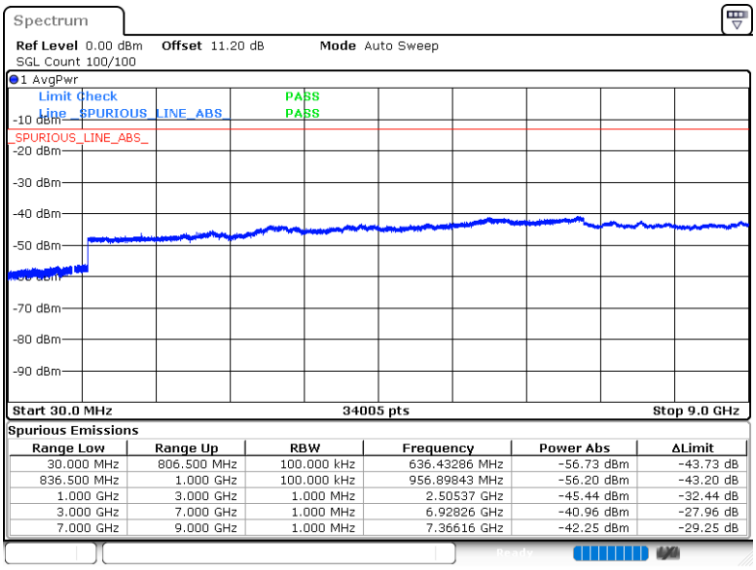

Spurious Emissions

Range Low	Range Up	RBW	Frequency	Power Abs	ΔLimit
30.000 MHz	806.500 MHz	100.000 kHz	636.43286 MHz	-56.73 dBm	-43.73 dB
836.500 MHz	1.000 GHz	100.000 kHz	956.89843 MHz	-56.20 dBm	-43.20 dB
1.000 GHz	3.000 GHz	1.000 MHz	2.50537 GHz	-45.44 dBm	-32.44 dB
3.000 GHz	7.000 GHz	1.000 MHz	6.92826 GHz	-40.96 dBm	-27.96 dB
7.000 GHz	9.000 GHz	1.000 MHz	7.36616 GHz	-42.25 dBm	-29.25 dB

Date: 22.MAY.2023 15:06:03

LTE Band 26 / 10MHz

Middle Channel / QPSK

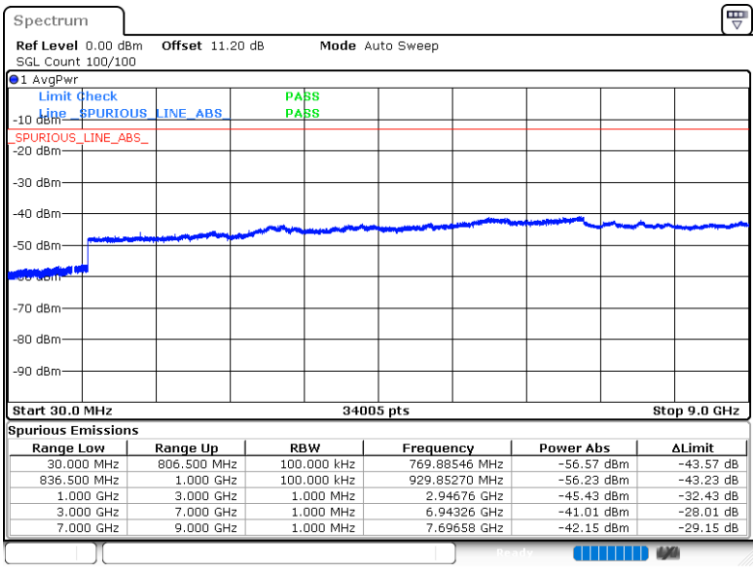

Spurious Emissions

Range Low	Range Up	RBW	Frequency	Power Abs	ΔLimit
30.000 MHz	806.500 MHz	100.000 kHz	769.88546 MHz	-56.57 dBm	-43.57 dB
836.500 MHz	1.000 GHz	100.000 kHz	929.85270 MHz	-56.23 dBm	-43.23 dB
1.000 GHz	3.000 GHz	1.000 MHz	2.94676 GHz	-45.43 dBm	-32.43 dB
3.000 GHz	7.000 GHz	1.000 MHz	6.94326 GHz	-41.01 dBm	-28.01 dB
7.000 GHz	9.000 GHz	1.000 MHz	7.69658 GHz	-42.15 dBm	-29.15 dB

Date: 22.MAY.2023 15:07:33

LTE Band 26 / 15MHz

Middle Channel / QPSK

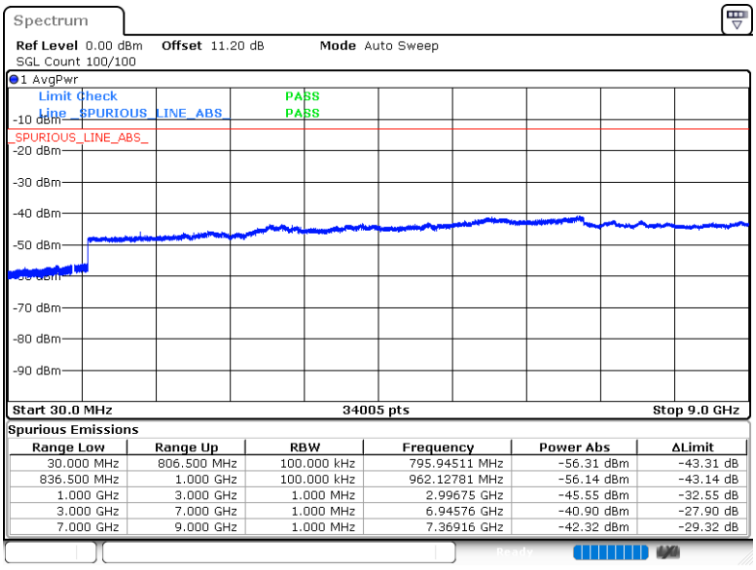

Spurious Emissions

Range Low	Range Up	RBW	Frequency	Power Abs	ΔLimit
30.000 MHz	806.500 MHz	100.000 kHz	795.94511 MHz	-56.31 dBm	-43.31 dB
836.500 MHz	1.000 GHz	100.000 kHz	962.12781 MHz	-56.14 dBm	-43.14 dB
1.000 GHz	3.000 GHz	1.000 MHz	2.99675 GHz	-45.55 dBm	-32.55 dB
3.000 GHz	7.000 GHz	1.000 MHz	6.94576 GHz	-40.90 dBm	-27.90 dB
7.000 GHz	9.000 GHz	1.000 MHz	7.36916 GHz	-42.32 dBm	-29.32 dB

Date: 22.MAY.2023 15:08:58

Frequency Stability

Test Conditions		LTE Band 26 (QPSK) / Middle Channel	Limit
Temperature (°C)	Voltage (Volt)	BW 10MHz	Note 2.
		Deviation (ppm)	Result
50	Normal Voltage	0.0168	PASS
40	Normal Voltage	0.0006	
30	Normal Voltage	0.0188	
20(Ref.)	Normal Voltage	0.0000	
10	Normal Voltage	0.0168	
0	Normal Voltage	0.0215	
-10	Normal Voltage	0.0090	
-20	Normal Voltage	0.0026	
-30	Normal Voltage	0.0092	
20	Maximum Voltage	0.0074	
20	Normal Voltage	0.0168	
20	Battery End Point	0.0190	

Note:

1. Normal Voltage = 3.3 V.；Battery End Point (BEP) = 3.135 V.；Maximum Voltage = 4.4 V.
2. The frequency fundamental emissions stay within the authorized frequency block.

LTE Band 26_824MHz

Peak-to-Average Ratio

Mode	LTE Band 26 / 15MHz				
Mod.	QPSK	16QAM	64QAM	256QAM	Limit: 13dB
RB Size	Full RB	Full RB	Full RB	Full RB	Result
Middle CH	4.52	5.59	6.26	6.55	PASS

LTE Band 26 / 15MHz / QPSK

Middle Channel / Full RB

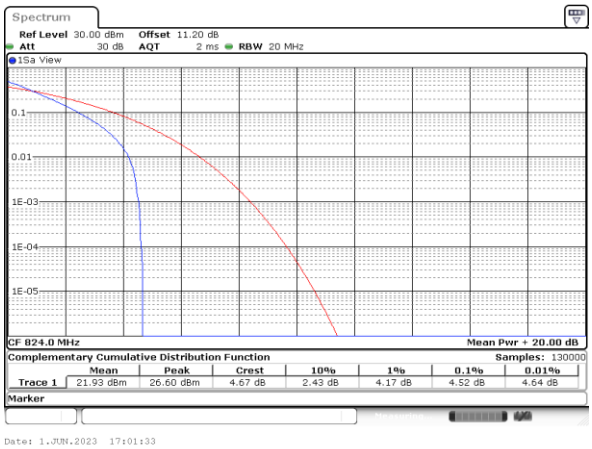

LTE Band 26 / 15MHz / 16QAM

Middle Channel / Full RB

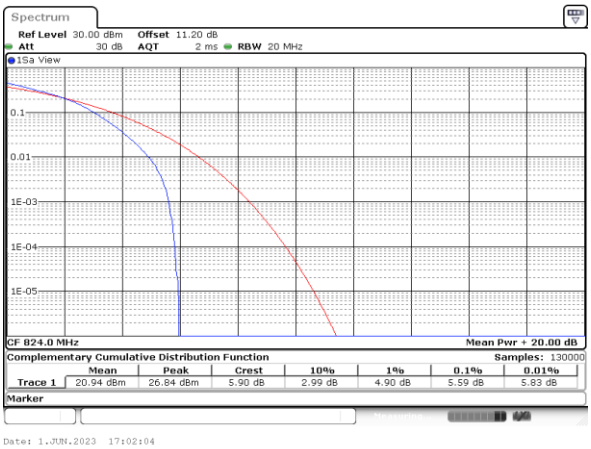

LTE Band 26 / 15MHz / 64QAM

Middle Channel / Full RB

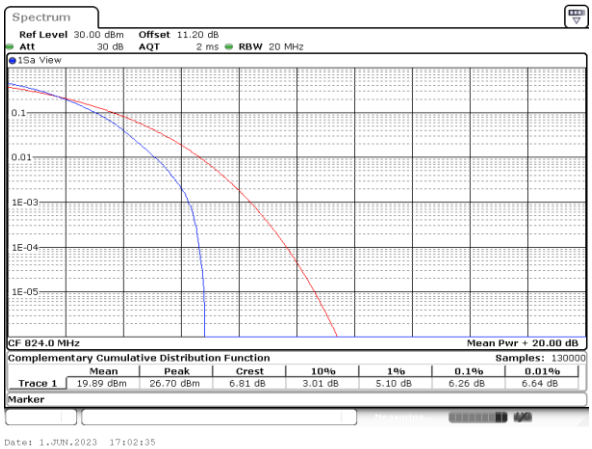

LTE Band 26 / 15MHz / 256QAM

Middle Channel / Full RB

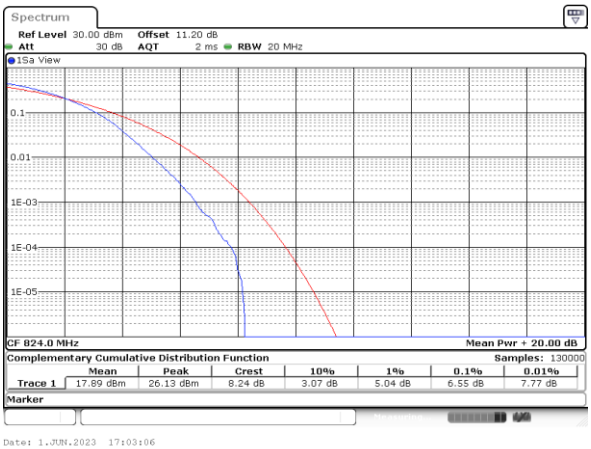

26dB Bandwidth

Mode	LTE Band 26 : 26dB BW(MHz)									
BW	1.4MHz		3MHz		5MHz		10MHz		15MHz	
Mod.	QPSK	16QAM	QPSK	16QAM	QPSK	16QAM	QPSK	16QAM	QPSK	16QAM
Middle CH	1.27	1.31	3.15	3.00	5.10	4.93	9.99	10.03	14.57	14.12
Mode	LTE Band 26 : 26dB BW(MHz)									
BW	1.4MHz		3MHz		5MHz		10MHz		15MHz	
Mod.	64QAM	256QAM	64QAM	256QAM	64QAM	256QAM	64QAM	256QAM	64QAM	256QAM
Middle CH	1.33	1.34	3.14	3.07	5.04	4.96	9.89	9.99	14.69	14.39

LTE Band 26

Middle Channel / 1.4MHz / QPSK

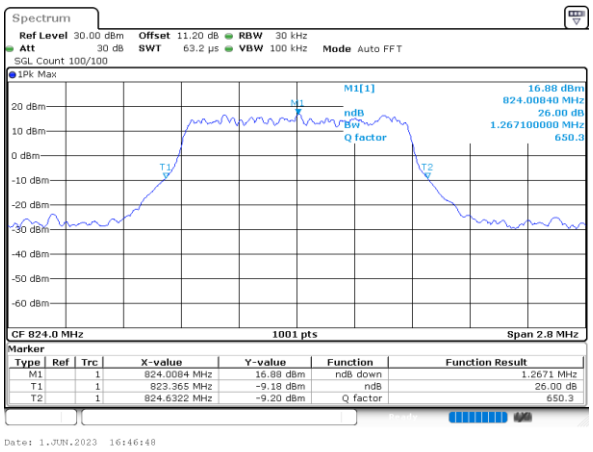

Middle Channel / 1.4MHz / 16QAM

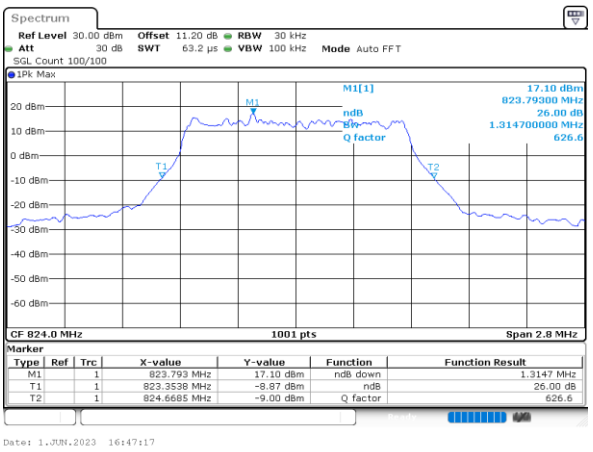

Middle Channel / 3MHz / QPSK

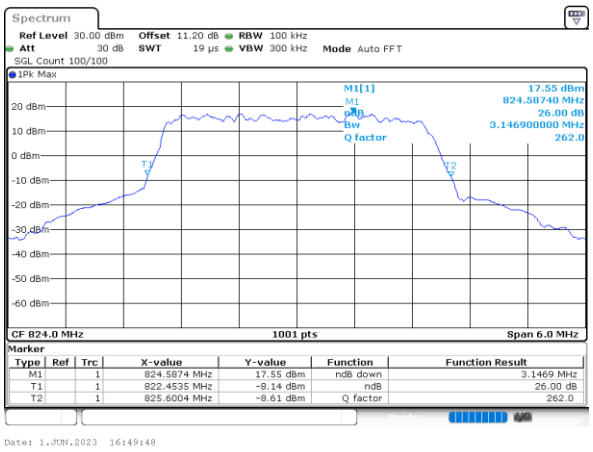

Middle Channel / 3MHz / 16QAM

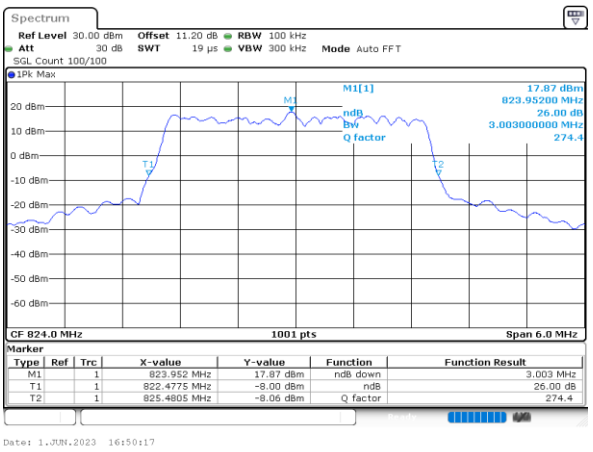

Middle Channel / 5MHz / QPSK

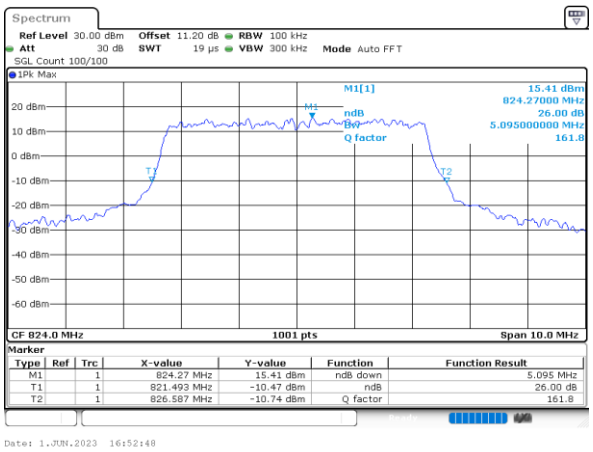

Middle Channel / 5MHz / 16QAM

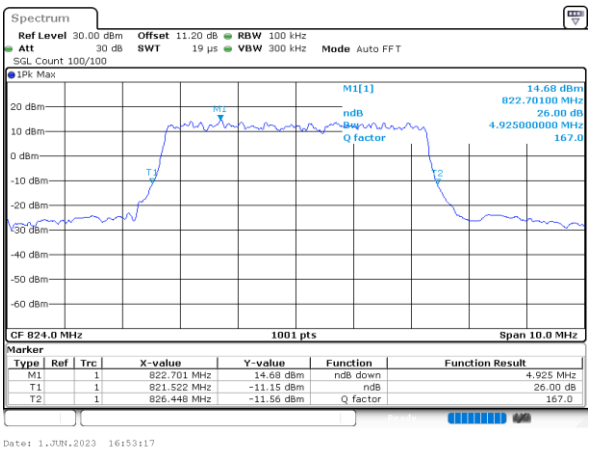

LTE Band 26

Middle Channel / 10MHz / QPSK

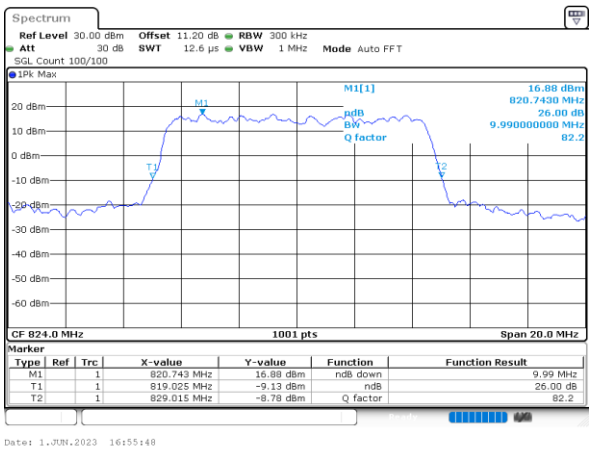

Middle Channel / 10MHz / 16QAM

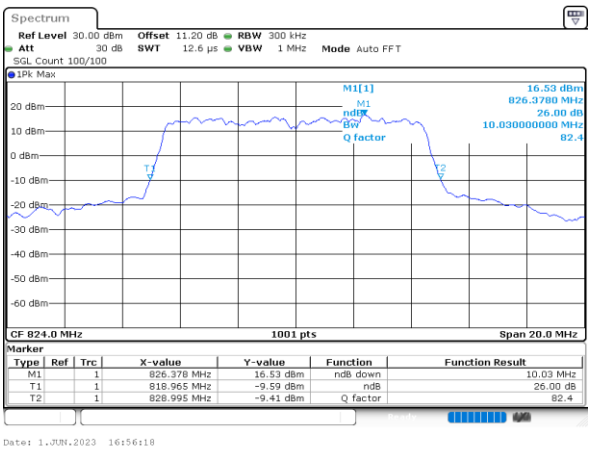

Middle Channel / 15MHz / QPSK

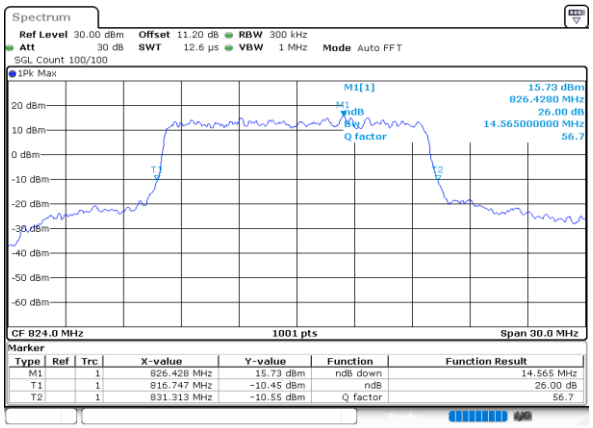

Middle Channel / 15MHz / 16QAM

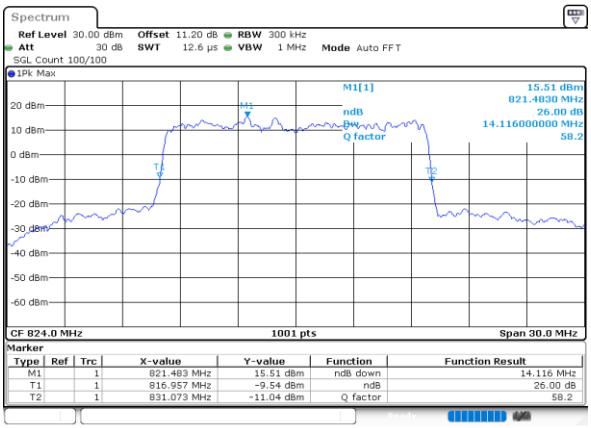

LTE Band 26

Middle Channel / 1.4MHz / 64QAM

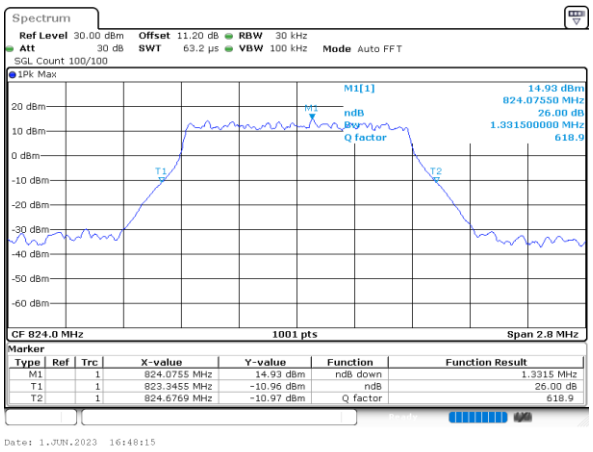

Middle Channel / 3MHz / 64QAM

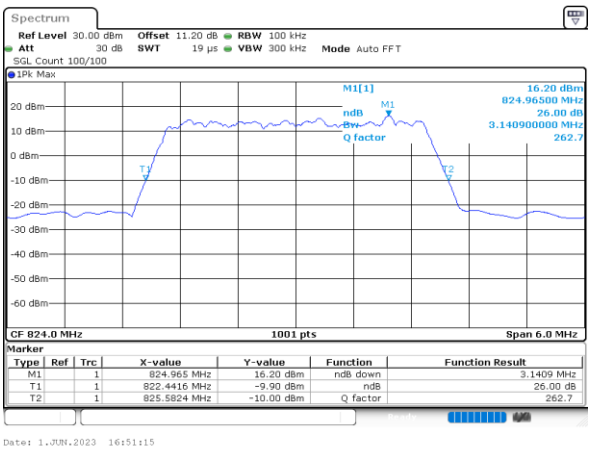

Middle Channel / 5MHz / 64QAM

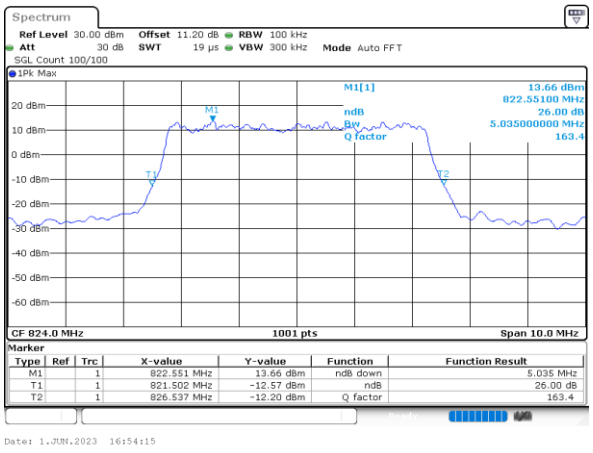

Middle Channel / 10MHz / 64QAM

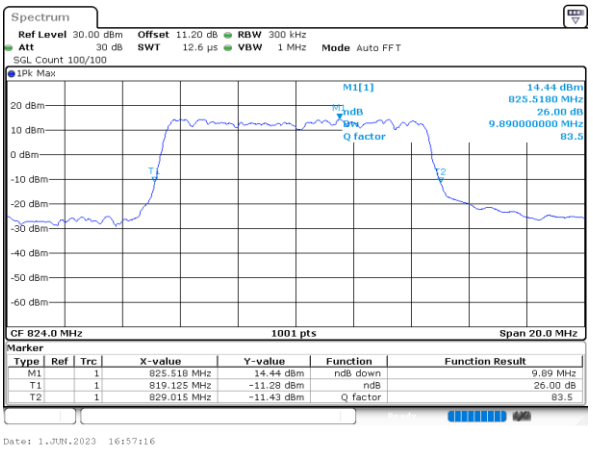

Middle Channel / 15MHz / 64QAM

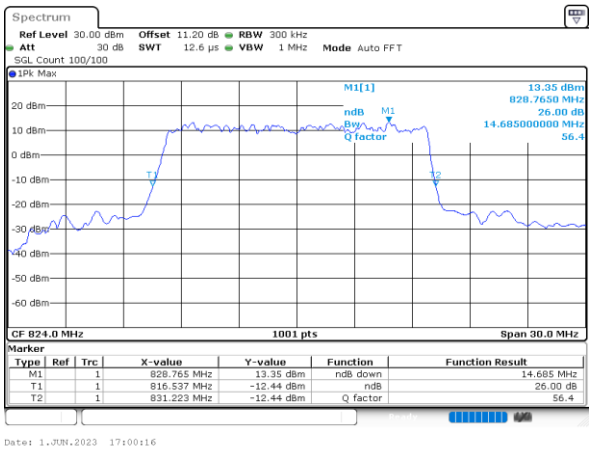

N/A

LTE Band 26

Middle Channel / 1.4MHz / 256QAM

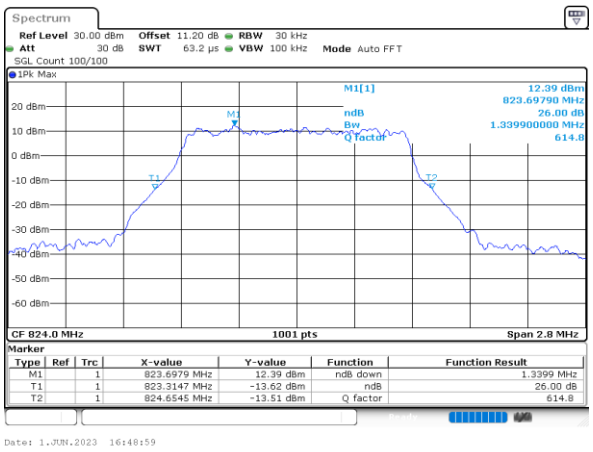

Middle Channel / 3MHz / 256QAM

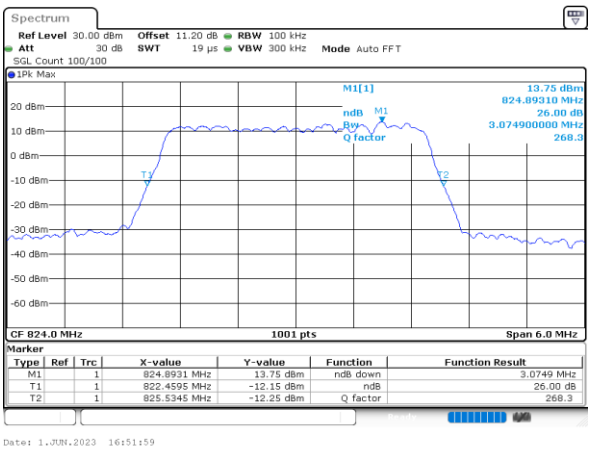

Middle Channel / 5MHz / 256QAM

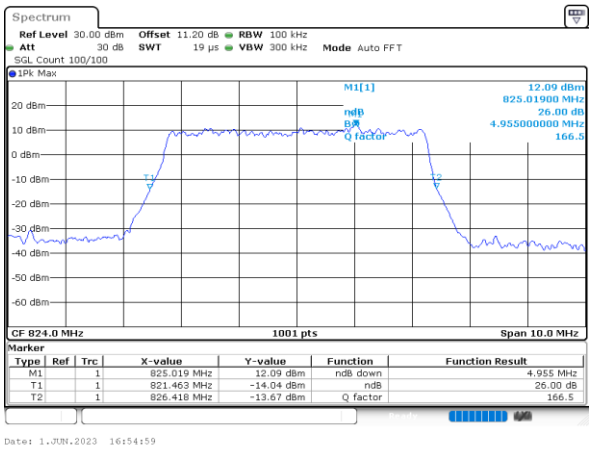

Middle Channel / 10MHz / 256QAM

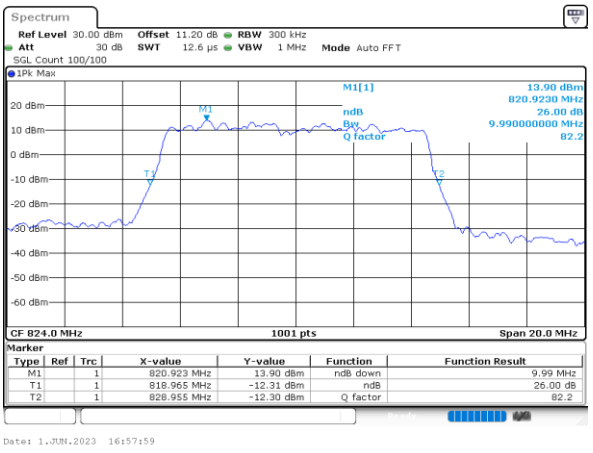

Middle Channel / 15MHz / 256QAM

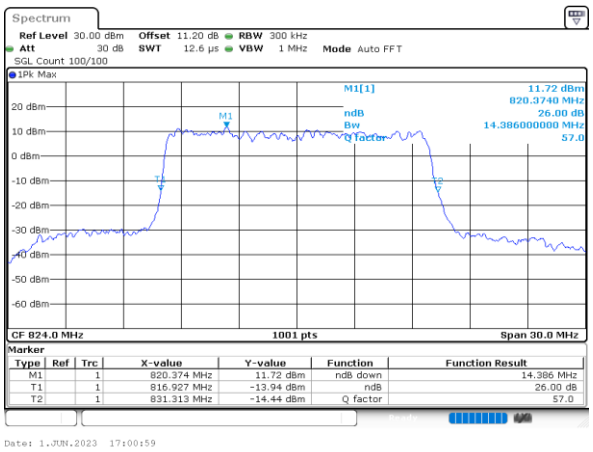

N/A

Occupied Bandwidth

Mode	LTE Band 26 : 99%OBW(MHz)									
BW	1.4MHz		3MHz		5MHz		10MHz		15MHz	
Mod.	QPSK	16QAM	QPSK	16QAM	QPSK	16QAM	QPSK	16QAM	QPSK	16QAM
Middle CH	1.10	1.09	2.74	2.73	4.49	4.50	9.07	9.07	13.49	13.46
Mode	LTE Band 26 : 99%OBW(MHz)									
BW	1.4MHz		3MHz		5MHz		10MHz		15MHz	
Mod.	64QAM	256QAM	64QAM	256QAM	64QAM	256QAM	64QAM	256QAM	64QAM	256QAM
Middle CH	1.10	1.09	2.74	2.70	4.49	4.49	9.03	8.97	13.46	13.43

LTE Band 26

Middle Channel / 1.4MHz / QPSK

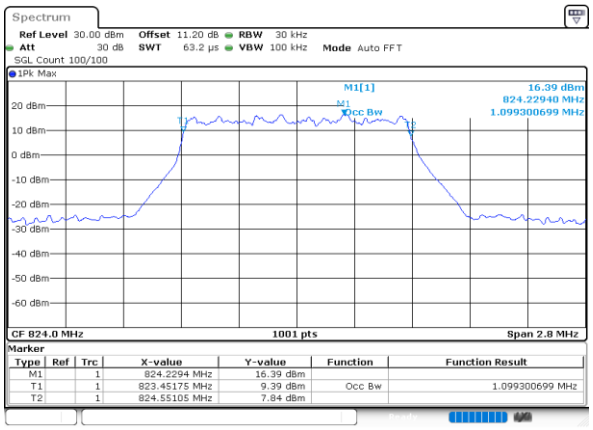

Middle Channel / 1.4MHz / 16QAM

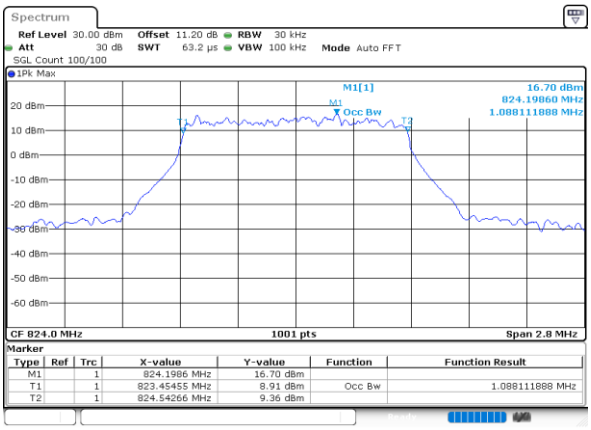

Middle Channel / 3MHz / QPSK

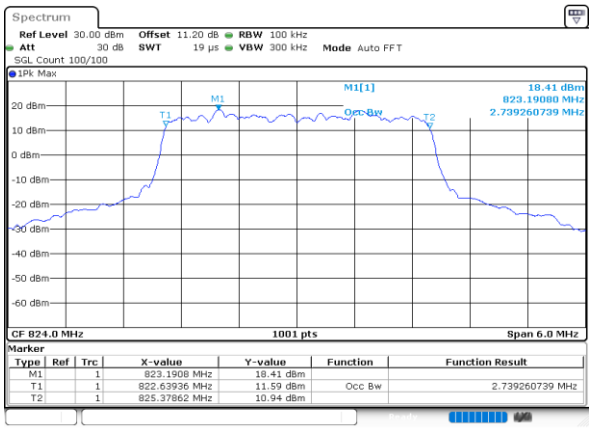

Middle Channel / 3MHz / 16QAM

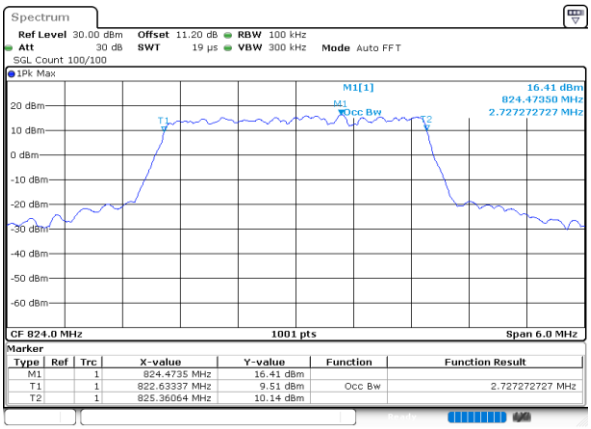

Middle Channel / 5MHz / QPSK

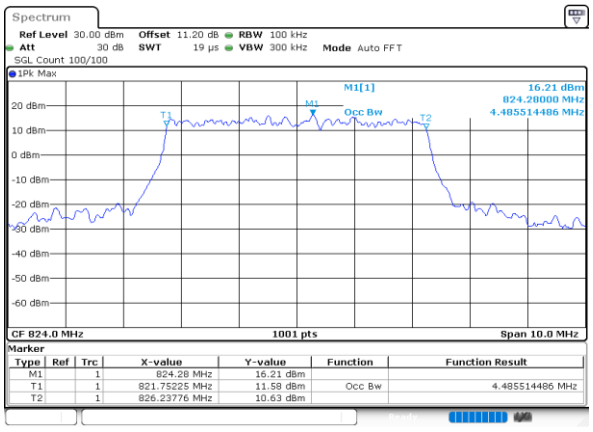

Middle Channel / 5MHz / 16QAM

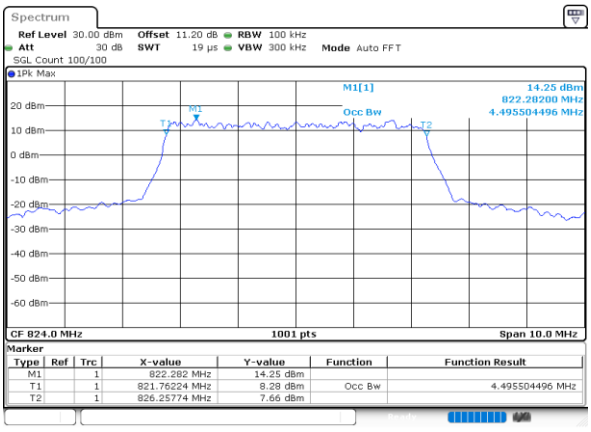

LTE Band 26

Middle Channel / 10MHz / QPSK

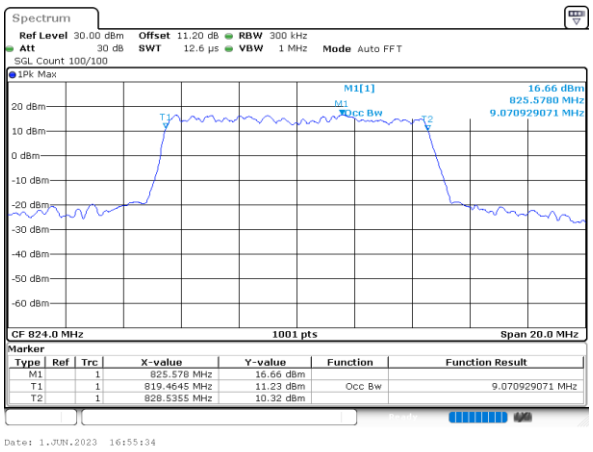

Middle Channel / 10MHz / 16QAM

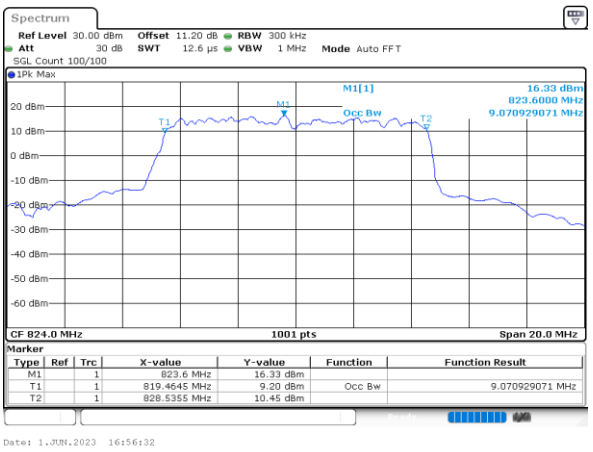

Middle Channel / 15MHz / QPSK

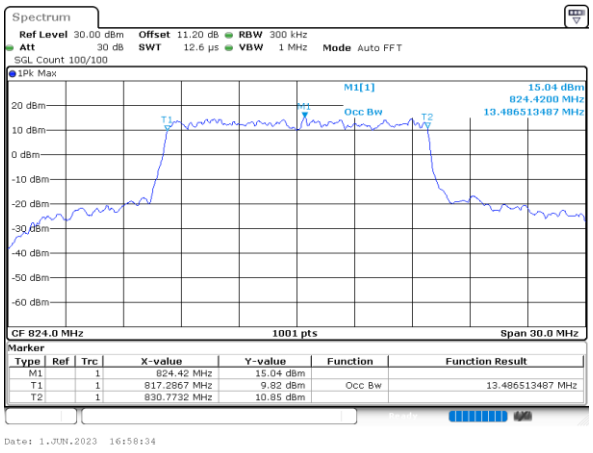

Middle Channel / 15MHz / 16QAM

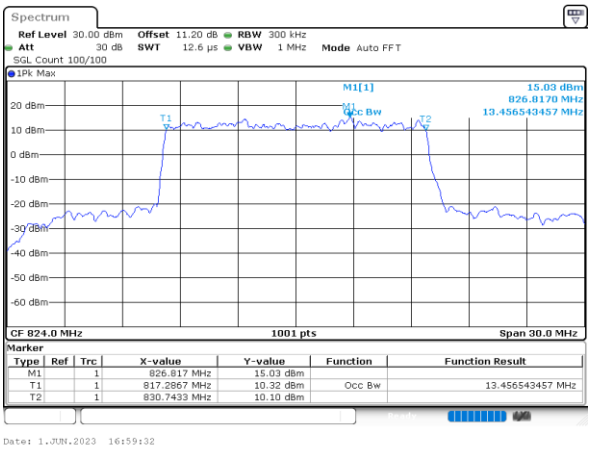

LTE Band 26

Middle Channel / 1.4MHz / 64QAM

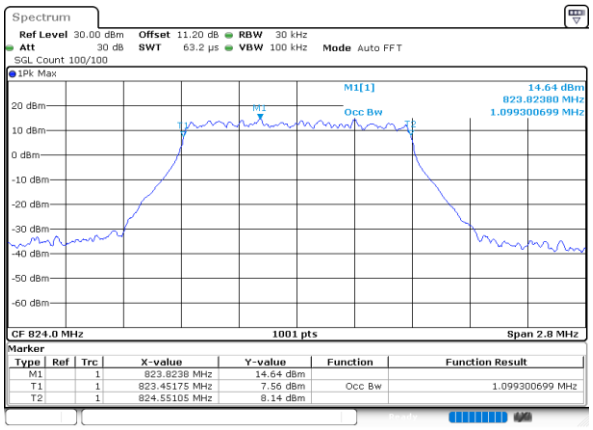

Middle Channel / 3MHz / 64QAM

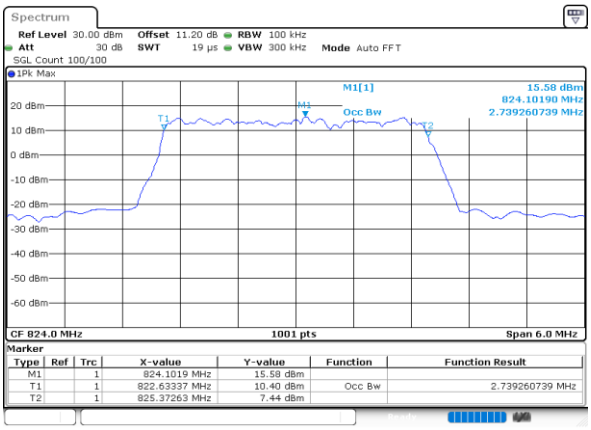

Middle Channel / 5MHz / 64QAM

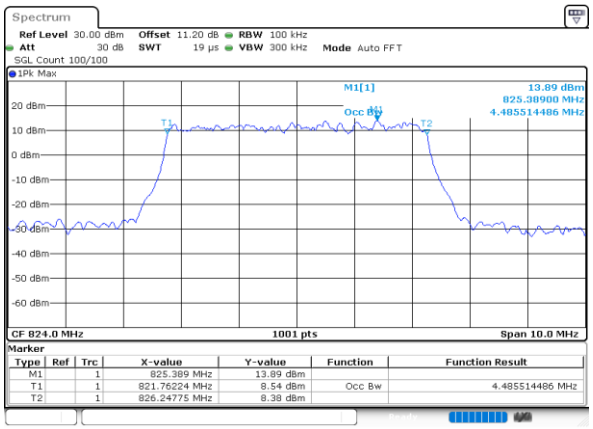

Middle Channel / 10MHz / 64QAM

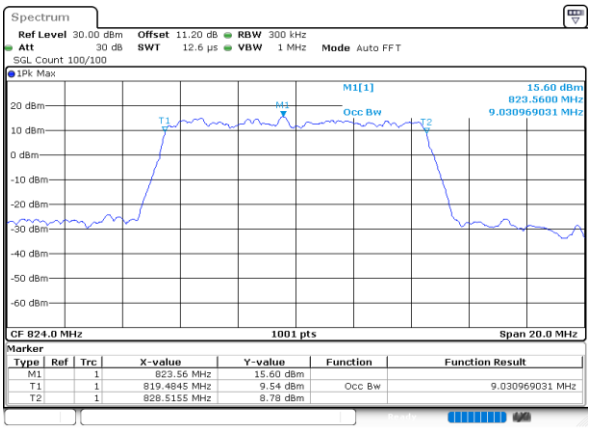

Middle Channel / 15MHz / 64QAM

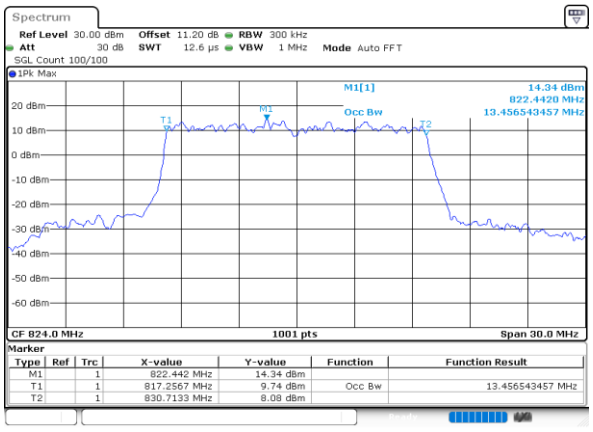

N/A

LTE Band 26

Middle Channel / 1.4MHz / 256QAM

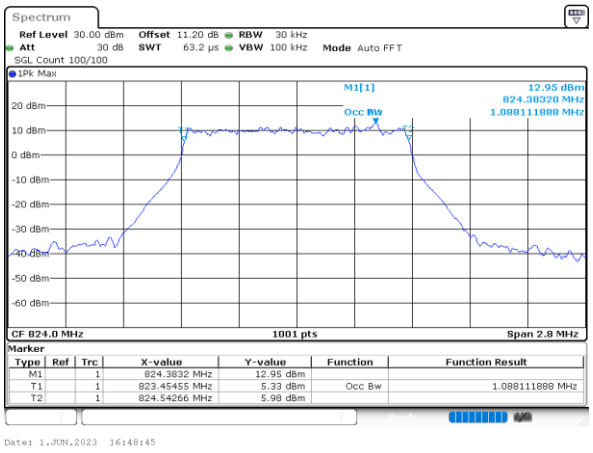

Middle Channel / 3MHz / 256QAM

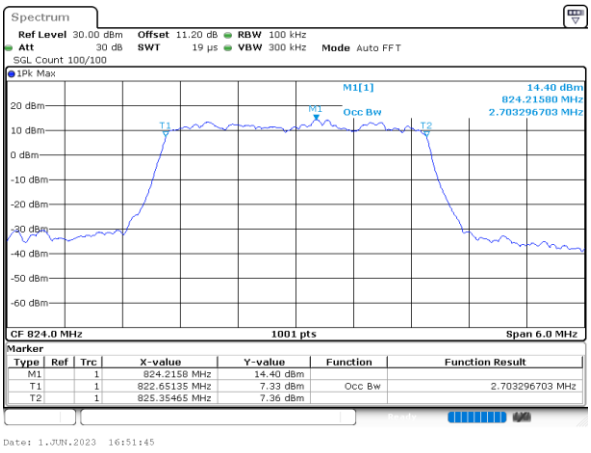

Middle Channel / 5MHz / 256QAM

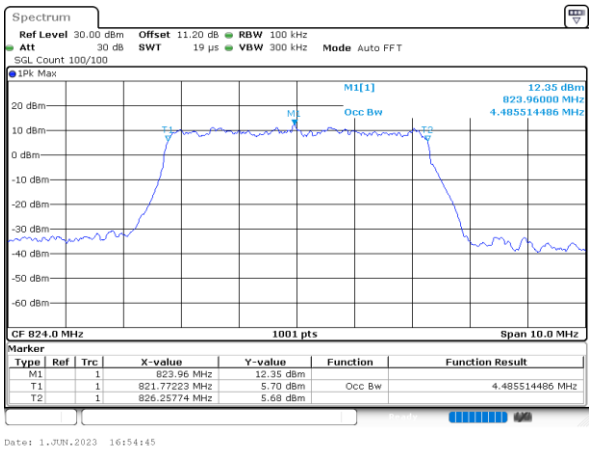

Middle Channel / 10MHz / 256QAM

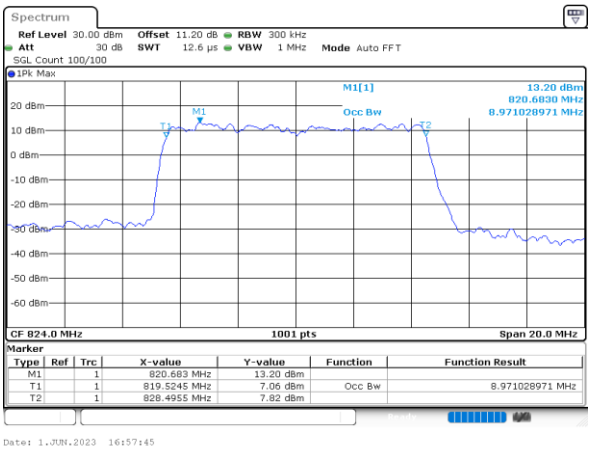

Middle Channel /15MHz / 256QAM

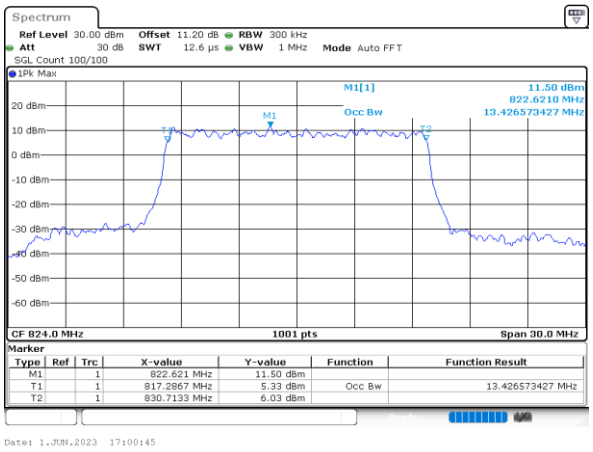

N/A

Conducted Spurious Emission

LTE Band 26 / 1.4MHz

Middle Channel / QPSK

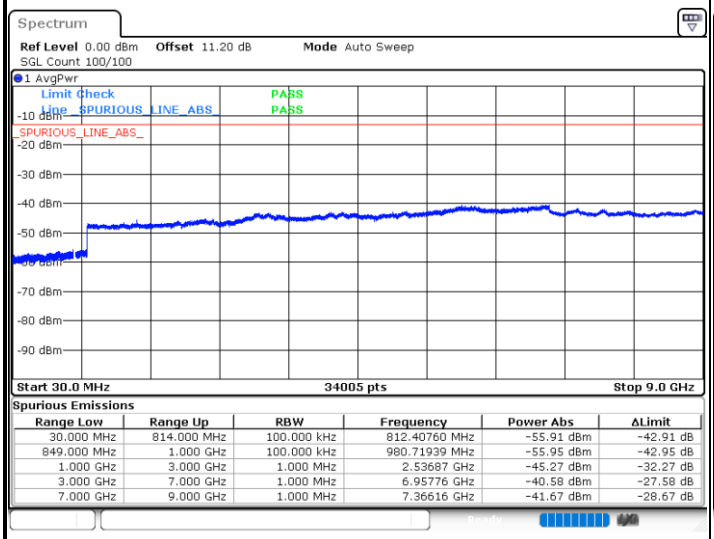

Spurious Emissions

Range Low	Range Up	RBW	Frequency	Power Abs	ΔLimit
30.000 MHz	814.000 MHz	100.000 kHz	812.40760 MHz	-55.91 dBm	-42.91 dB
849.000 MHz	1.000 GHz	100.000 kHz	980.71939 MHz	-55.95 dBm	-42.95 dB
1.000 GHz	3.000 GHz	1.000 MHz	2.53687 GHz	-45.27 dBm	-32.27 dB
3.000 GHz	7.000 GHz	1.000 MHz	6.95776 GHz	-40.58 dBm	-27.58 dB
7.000 GHz	9.000 GHz	1.000 MHz	7.36816 GHz	-41.67 dBm	-28.67 dB

Date: 1.JUN.2023 17:04:31

LTE Band 26 / 3MHz

Middle Channel / QPSK

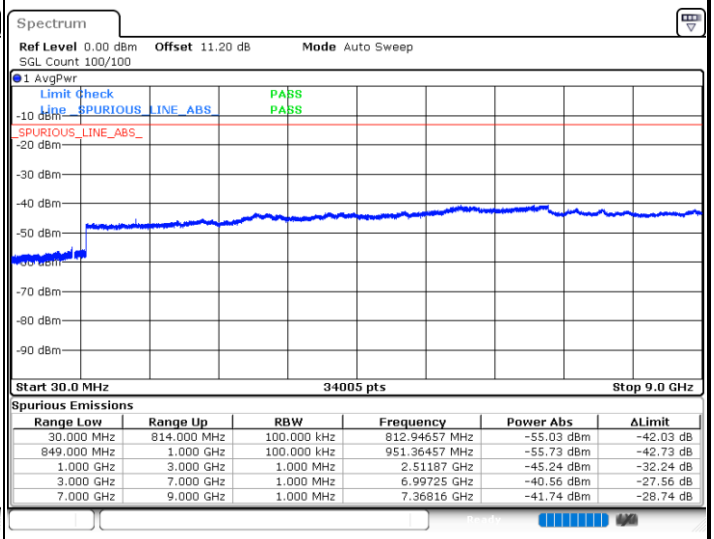

Spurious Emissions

Range Low	Range Up	RBW	Frequency	Power Abs	ΔLimit
30.000 MHz	814.000 MHz	100.000 kHz	812.94657 MHz	-55.03 dBm	-42.03 dB
849.000 MHz	1.000 GHz	100.000 kHz	951.36457 MHz	-55.73 dBm	-42.73 dB
1.000 GHz	3.000 GHz	1.000 MHz	2.51187 GHz	-45.24 dBm	-32.24 dB
3.000 GHz	7.000 GHz	1.000 MHz	6.99725 GHz	-40.56 dBm	-27.56 dB
7.000 GHz	9.000 GHz	1.000 MHz	7.36816 GHz	-41.74 dBm	-28.74 dB

Date: 1.JUN.2023 17:05:56

LTE Band 26 / 5MHz

Middle Channel / QPSK

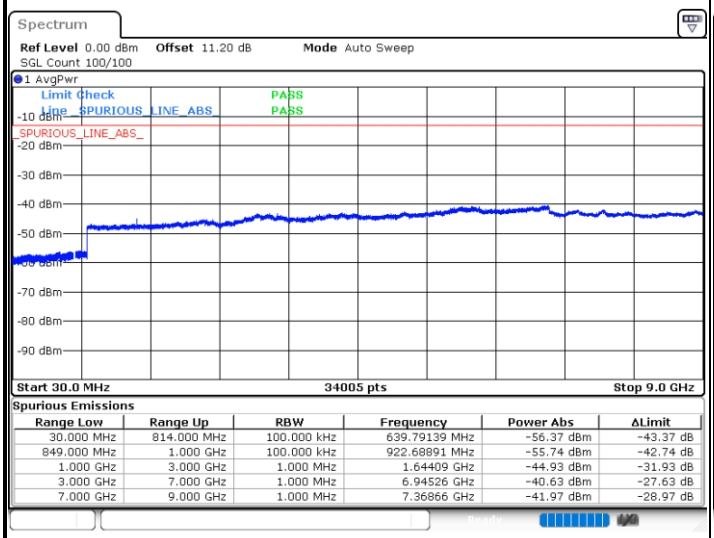

Spurious Emissions

Range Low	Range Up	RBW	Frequency	Power Abs	ΔLimit
30.000 MHz	814.000 MHz	100.000 kHz	639.79139 MHz	-56.37 dBm	-43.37 dB
849.000 MHz	1.000 GHz	100.000 kHz	922.68891 MHz	-55.74 dBm	-42.74 dB
1.000 GHz	3.000 GHz	1.000 MHz	1.64409 GHz	-44.93 dBm	-31.93 dB
3.000 GHz	7.000 GHz	1.000 MHz	6.94526 GHz	-40.63 dBm	-27.63 dB
7.000 GHz	9.000 GHz	1.000 MHz	7.36866 GHz	-41.97 dBm	-28.97 dB

Date: 1.JUN.2023 17:07:22

LTE Band 26 / 10MHz

Middle Channel / QPSK

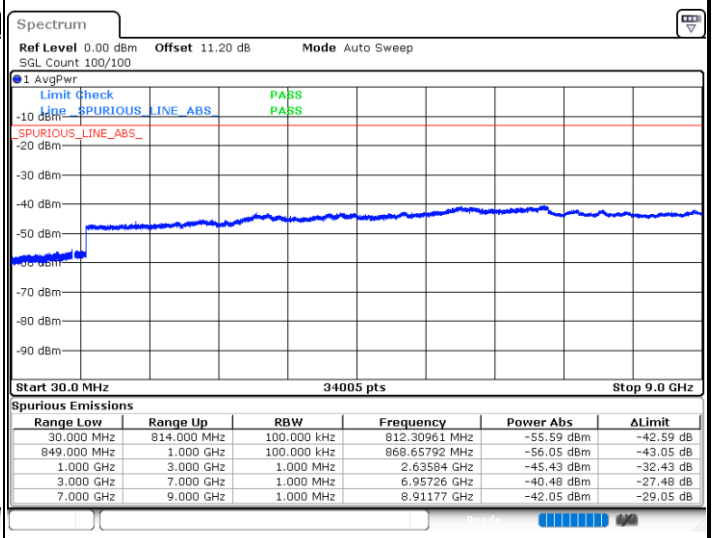

Spurious Emissions

Range Low	Range Up	RBW	Frequency	Power Abs	ΔLimit
30.000 MHz	814.000 MHz	100.000 kHz	812.30961 MHz	-55.59 dBm	-42.59 dB
849.000 MHz	1.000 GHz	100.000 kHz	868.65792 MHz	-56.05 dBm	-43.05 dB
1.000 GHz	3.000 GHz	1.000 MHz	2.63584 GHz	-45.43 dBm	-32.43 dB
3.000 GHz	7.000 GHz	1.000 MHz	6.95726 GHz	-40.48 dBm	-27.48 dB
7.000 GHz	9.000 GHz	1.000 MHz	8.91177 GHz	-42.05 dBm	-29.05 dB

Date: 1.JUN.2023 17:08:47

LTE Band 26 / 15MHz	N/A
Middle Channel / QPSK	N/A

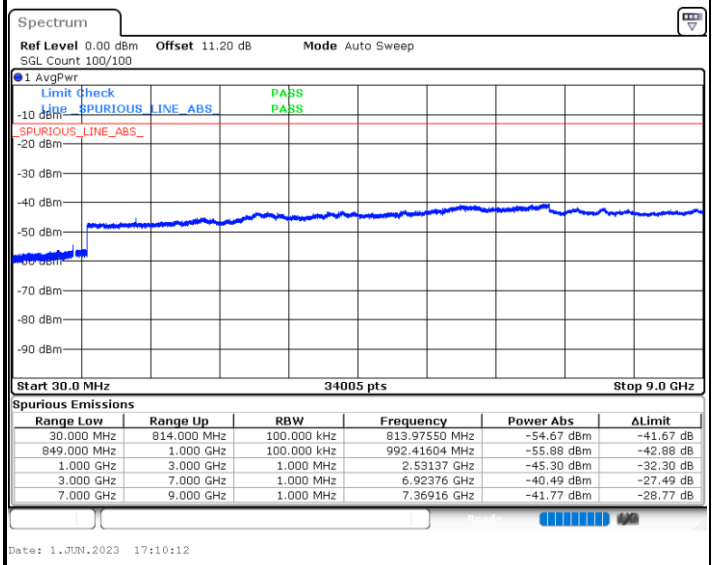

Spurious Emissions

Range Low	Range Up	RBW	Frequency	Power Abs	ΔLimit
30.000 MHz	814.000 MHz	100.000 kHz	813.97550 MHz	-54.67 dBm	-41.67 dB
849.000 MHz	1.000 GHz	100.000 kHz	992.41604 MHz	-55.88 dBm	-42.88 dB
1.000 GHz	3.000 GHz	1.000 MHz	2.53137 GHz	-45.30 dBm	-32.30 dB
3.000 GHz	7.000 GHz	1.000 MHz	6.92376 GHz	-40.49 dBm	-27.49 dB
7.000 GHz	9.000 GHz	1.000 MHz	7.36916 GHz	-41.77 dBm	-28.77 dB

Frequency Stability

Test Conditions		LTE Band 26 (QPSK) / Low Channel	Limit
Temperature	Voltage	BW 15MHz	Note 2.
(°C)	(Volt)	Deviation (ppm)	Result
50	Normal Voltage	0.0070	PASS
40	Normal Voltage	0.0056	
30	Normal Voltage	0.0126	
20(Ref.)	Normal Voltage	0.0000	
10	Normal Voltage	0.0070	
0	Normal Voltage	0.0072	
-10	Normal Voltage	0.0163	
-20	Normal Voltage	0.0025	
-30	Normal Voltage	0.0058	
20	Maximum Voltage	0.0166	
20	Normal Voltage	0.0070	
20	Battery End Point	0.0171	

Note:

1. Normal Voltage = 3.3 V.；Battery End Point (BEP) = 3.135 V.；Maximum Voltage = 4.4 V.
2. The frequency fundamental emissions stay within the authorized frequency block.

Appendix B. Test Results of Radiated Test

LTE Band 26

LTE Band 26 / 5MHz / QPSK									
Channel	Frequency (MHz)	ERP (dBm)	Limit (dBm)	Margin (dB)	SPA Reading (dBm)	S.G. Power (dBm)	TX Cable loss (dB)	TX Antenna Gain (dBi)	Polarization (H/V)
Lowest	1628	-59.16	-13	-46.16	-68.42	-62.52	3.86	9.37	H
	2443	-50.19	-13	-37.19	-63.8	-53.73	4.77	10.46	H
	3257	-58.58	-13	-45.58	-74.45	-62.86	5.52	11.94	H
									H
									H
									H
	1628	-56.84	-13	-43.84	-66.23	-60.2	3.86	9.37	V
	2443	-45.76	-13	-32.76	-59.61	-49.3	4.77	10.46	V
	3257	-58.02	-13	-45.02	-74.35	-62.3	5.52	11.94	V
									V
									V
									V
Middle	1633	-63.40	-13	-50.40	-72.67	-66.78	3.86	9.40	H
	2450	-59.52	-13	-46.52	-73.11	-63.09	4.78	10.50	H
	3267	-58.78	-13	-45.78	-74.64	-63.11	5.53	12.00	H
									H
									H
									H
	1633	-62.41	-13	-49.41	-71.81	-65.79	3.86	9.40	V
	2450	-57.34	-13	-44.34	-71.2	-60.91	4.78	10.50	V
	3267	-58.31	-13	-45.31	-74.64	-62.64	5.53	12.00	V
									V
									V
									V
									V

Highest	1638	-58.09	-13	-45.09	-67.39	-61.5	3.87	9.43	H
	2458	-59.87	-13	-46.87	-73.45	-63.45	4.78	10.52	H
	3277	-58.61	-13	-45.61	-74.46	-62.99	5.53	12.06	H
									H
									H
									H
									H
	1638	-62.58	-13	-49.58	-72.01	-65.99	3.87	9.43	V
	2458	-57.43	-13	-44.43	-71.31	-61.01	4.78	10.52	V
	3277	-58.00	-13	-45.00	-74.32	-62.38	5.53	12.06	V
									V
									V
									V
									V

Remark: Spurious emissions within 30-1000MHz were found more than 20dB below limit line.

———THE END———