Lowest Band Edge / Full RB

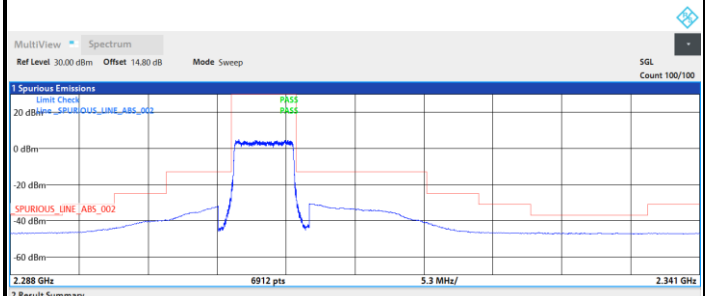

2 Result Summary

Range Low	Range Up	RBW	Frequency	Power Abs	ΔLimit
2.288 GHz	2.292 GHz	1.000 MHz	2.291 70 GHz	-46.55 dBm	-9.55 dB
2.292 GHz	2.296 GHz	1.000 MHz	2.295 90 GHz	-44.23 dBm	-13.23 dB
2.296 GHz	2.300 GHz	1.000 MHz	2.299 90 GHz	-39.51 dBm	-14.51 dB
2.300 GHz	2.304 GHz	1.000 MHz	2.303 98 GHz	-31.76 dBm	-18.76 dB
2.304 GHz	2.305 GHz	50.000 kHz	2.304 99 GHz	-24.35 dBm	-11.35 dB
2.305 GHz	2.310 GHz	100.000 kHz	2.305 56 GHz	5.07 dBm	-24.93 dB
2.310 GHz	2.311 GHz	50.000 kHz	2.310 00 GHz	-28.87 dBm	-15.87 dB
2.311 GHz	2.320 GHz	1.000 MHz	2.311 04 GHz	-30.78 dBm	-17.78 dB
2.320 GHz	2.324 GHz	1.000 MHz	2.320 02 GHz	-40.81 dBm	-15.81 dB
2.324 GHz	2.328 GHz	1.000 MHz	2.324 06 GHz	-46.30 dBm	-15.30 dB
2.328 GHz	2.337 GHz	1.000 MHz	2.328 67 GHz	-46.72 dBm	-9.72 dB
2.337 GHz	2.341 GHz	1.000 MHz	2.337 61 GHz	-46.88 dBm	-15.88 dB

Ready

11:50:09 AM 08/21/2023

Highest Band Edge / Full RB

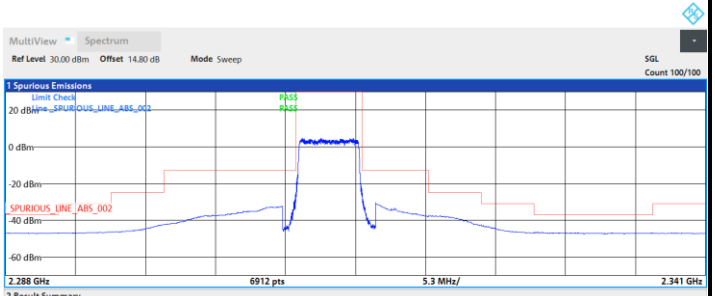

2 Result Summary

Range Low	Range Up	RBW	Frequency	Power Abs	ΔLimit
2.288 GHz	2.292 GHz	1.000 MHz	2.291 90 GHz	-46.86 dBm	-9.86 dB
2.292 GHz	2.296 GHz	1.000 MHz	2.295 74 GHz	-46.37 dBm	-15.37 dB
2.296 GHz	2.300 GHz	1.000 MHz	2.299 94 GHz	-42.37 dBm	-17.37 dB
2.300 GHz	2.309 GHz	1.000 MHz	2.308 96 GHz	-32.35 dBm	-19.35 dB
2.309 GHz	2.310 GHz	50.000 kHz	2.309 95 GHz	-26.15 dBm	-13.15 dB
2.310 GHz	2.315 GHz	100.000 kHz	2.310 48 GHz	4.83 dBm	-25.17 dB
2.315 GHz	2.316 GHz	50.000 kHz	2.315 01 GHz	-28.07 dBm	-15.07 dB
2.316 GHz	2.320 GHz	1.000 MHz	2.316 02 GHz	-30.48 dBm	-17.48 dB
2.320 GHz	2.324 GHz	1.000 MHz	2.320 06 GHz	-37.39 dBm	-12.39 dB
2.324 GHz	2.328 GHz	1.000 MHz	2.324 02 GHz	-42.50 dBm	-11.50 dB
2.328 GHz	2.337 GHz	1.000 MHz	2.328 67 GHz	-46.61 dBm	-9.61 dB
2.337 GHz	2.341 GHz	1.000 MHz	2.338 25 GHz	-46.89 dBm	-15.89 dB

Ready

11:55:31 AM 08/21/2023

Lowest Band Edge / Full RB / Lower zoom in

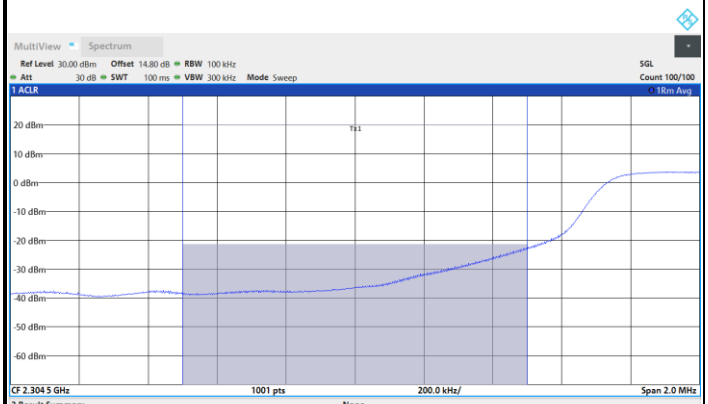

2 Result Summary

None

Channel	Bandwidth	Offset	Power
Tx1 (Ref)	1.000 MHz		-21.40 dBm
Tx Total			-21.40 dBm

Ready

02:32:11 PM 08/23/2023

Highest Band Edge / Full RB / Lower zoom in

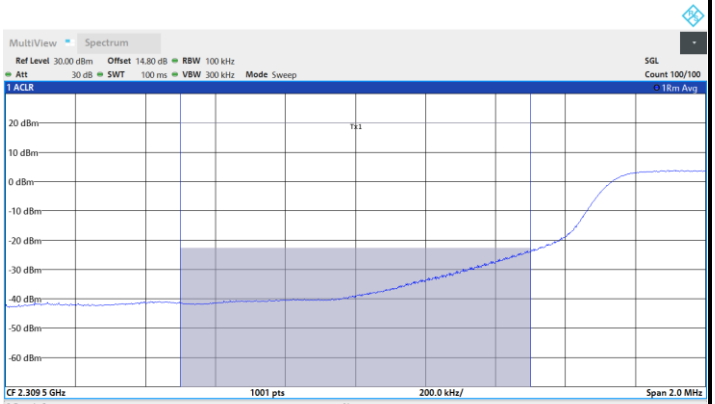

2 Result Summary

None

Channel	Bandwidth	Offset	Power
Tx1 (Ref)	1.000 MHz		-22.78 dBm
Tx Total			-22.78 dBm

Ready

02:43:09 PM 08/23/2023

Lowest Band Edge / Full RB / Upper zoom in	Highest Band Edge / Full RB / Upper zoom in
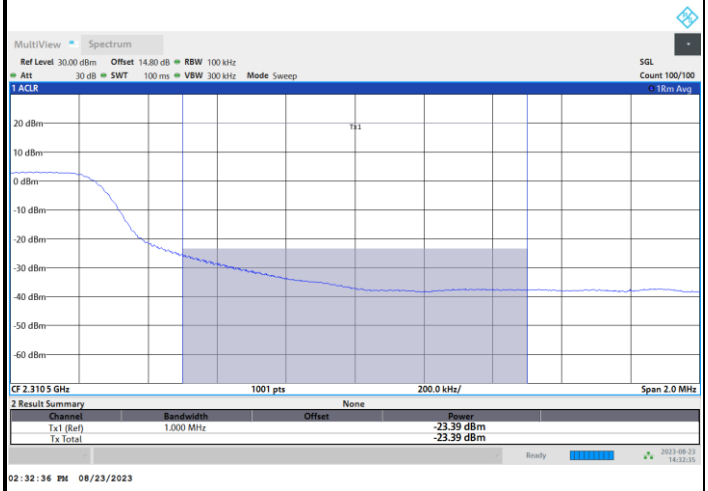	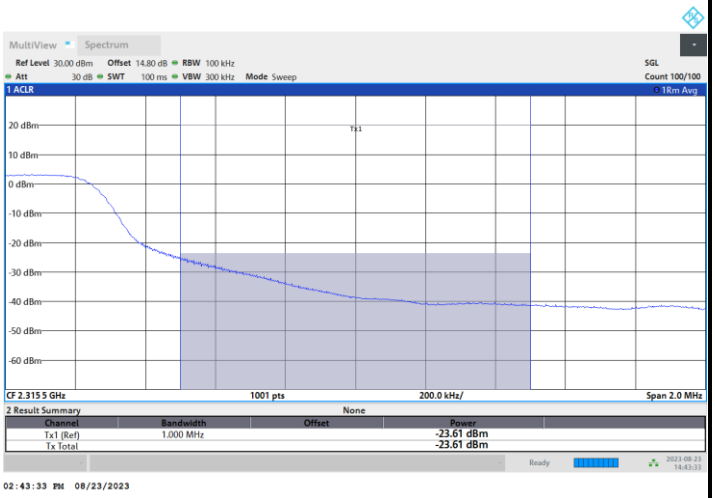

FR1 n30 / 5MHz / CP OFDM / QPSK / Full RB

Lowest Band Edge

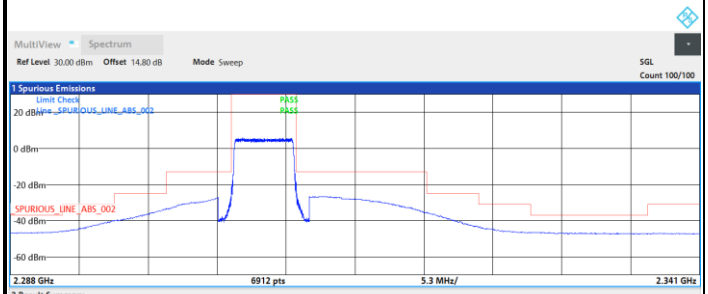

2 Result Summary

Range Low	Range Up	RBW	Frequency	Power Abs	ΔLimit
2.288 GHz	2.292 GHz	1.000 MHz	2.291 78 GHz	-45.87 dBm	-8.87 dB
2.292 GHz	2.296 GHz	1.000 MHz	2.295 98 GHz	-39.89 dBm	-8.89 dB
2.296 GHz	2.300 GHz	1.000 MHz	2.299 98 GHz	-33.01 dBm	-8.01 dB
2.300 GHz	2.304 GHz	1.000 MHz	2.303 98 GHz	-27.15 dBm	-14.15 dB
2.304 GHz	2.305 GHz	50.000 kHz	2.304 99 GHz	-25.19 dBm	-12.19 dB
2.305 GHz	2.310 GHz	100.000 kHz	2.305 86 GHz	5.83 dBm	-24.17 dB
2.310 GHz	2.311 GHz	50.000 kHz	2.310 00 GHz	-24.43 dBm	-11.43 dB
2.311 GHz	2.320 GHz	1.000 MHz	2.312 02 GHz	-26.62 dBm	-13.62 dB
2.320 GHz	2.324 GHz	1.000 MHz	2.320 02 GHz	-35.27 dBm	-10.27 dB
2.324 GHz	2.328 GHz	1.000 MHz	2.324 10 GHz	-43.32 dBm	-12.32 dB
2.328 GHz	2.337 GHz	1.000 MHz	2.328 22 GHz	-46.45 dBm	-9.45 dB
2.337 GHz	2.341 GHz	1.000 MHz	2.337 53 GHz	-46.94 dBm	-15.94 dB

11:51:36 AM 08/21/2023

Highest Band Edge

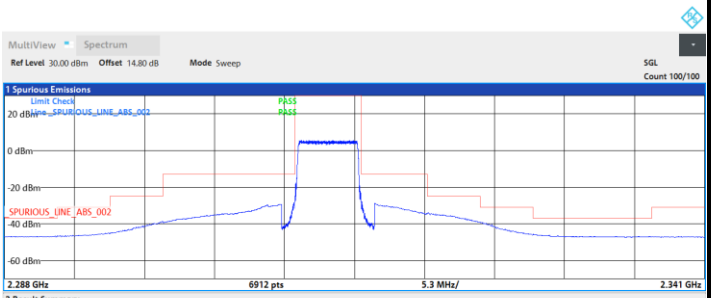

2 Result Summary

Range Low	Range Up	RBW	Frequency	Power Abs	ΔLimit
2.288 GHz	2.292 GHz	1.000 MHz	2.291 82 GHz	-46.69 dBm	-9.69 dB
2.292 GHz	2.296 GHz	1.000 MHz	2.295 94 GHz	-44.98 dBm	-13.98 dB
2.296 GHz	2.300 GHz	1.000 MHz	2.299 98 GHz	-38.77 dBm	-13.77 dB
2.300 GHz	2.309 GHz	1.000 MHz	2.308 96 GHz	-29.32 dBm	-16.32 dB
2.309 GHz	2.310 GHz	50.000 kHz	2.309 98 GHz	-25.08 dBm	-12.08 dB
2.310 GHz	2.315 GHz	100.000 kHz	2.310 49 GHz	5.74 dBm	-24.26 dB
2.315 GHz	2.316 GHz	50.000 kHz	2.315 06 GHz	-28.07 dBm	-15.07 dB
2.316 GHz	2.320 GHz	1.000 MHz	2.316 10 GHz	-28.81 dBm	-15.81 dB
2.320 GHz	2.324 GHz	1.000 MHz	2.320 10 GHz	-33.97 dBm	-8.97 dB
2.324 GHz	2.328 GHz	1.000 MHz	2.324 02 GHz	-38.99 dBm	-7.99 dB
2.328 GHz	2.337 GHz	1.000 MHz	2.328 04 GHz	-45.76 dBm	-8.76 dB
2.337 GHz	2.341 GHz	1.000 MHz	2.339 75 GHz	-46.88 dBm	-15.88 dB

11:52:24 AM 08/21/2023

Lowest Band Edge / Full RB / Lower zoom in

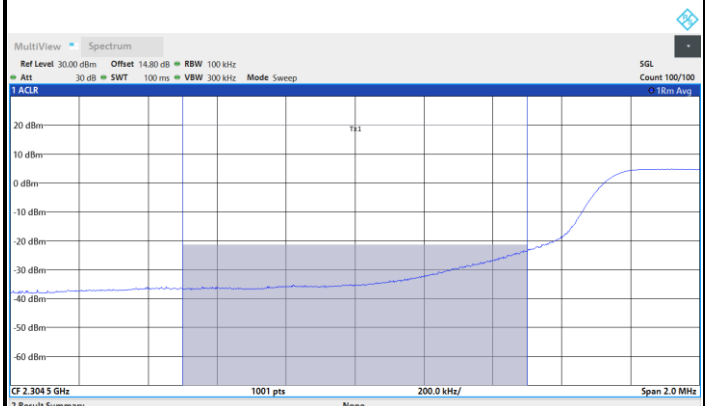

2 Result Summary

None

Channel	Bandwidth	Offset	Power
Tx1 (Ref)	1.000 MHz		-21.49 dBm
Tx Total			-21.49 dBm

02:33:21 PM 08/23/2023

Highest Band Edge / Full RB / Lower zoom in

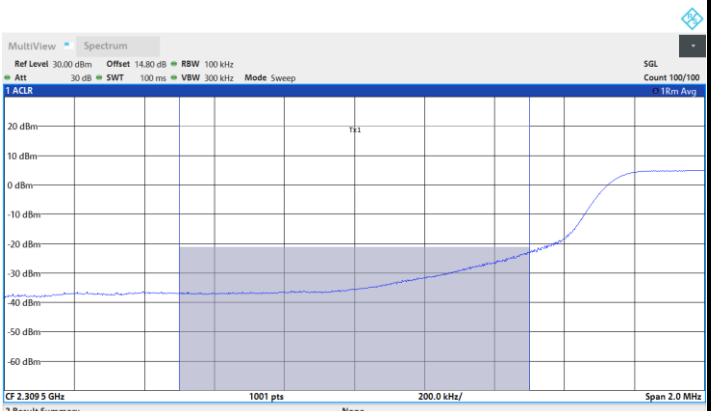

2 Result Summary

None

Channel	Bandwidth	Offset	Power
Tx1 (Ref)	1.000 MHz		-21.25 dBm
Tx Total			-21.25 dBm

02:51:17 PM 08/23/2023

Lowest Band Edge / Full RB / Upper zoom in	Highest Band Edge / Full RB / Upper zoom in
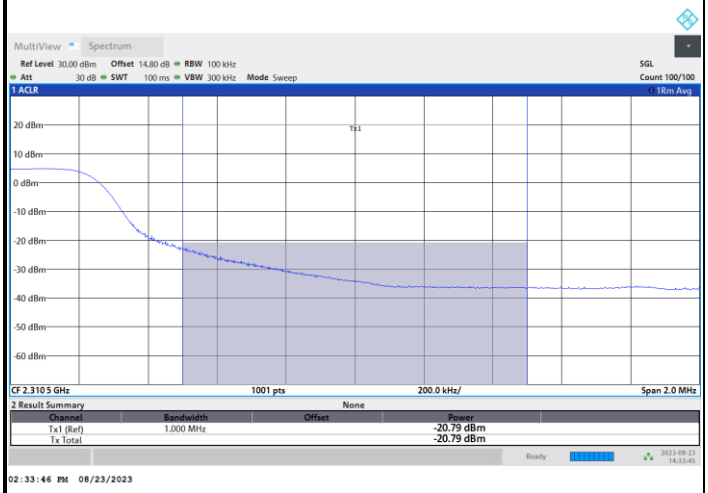	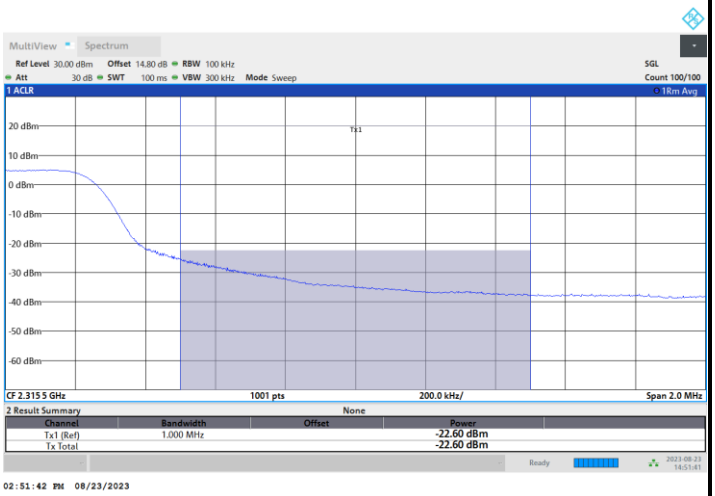

FR1 n30 / 10MHz / DFT-s-OFDM / PI/2 BPSK

Middle Band Edge / Full RB

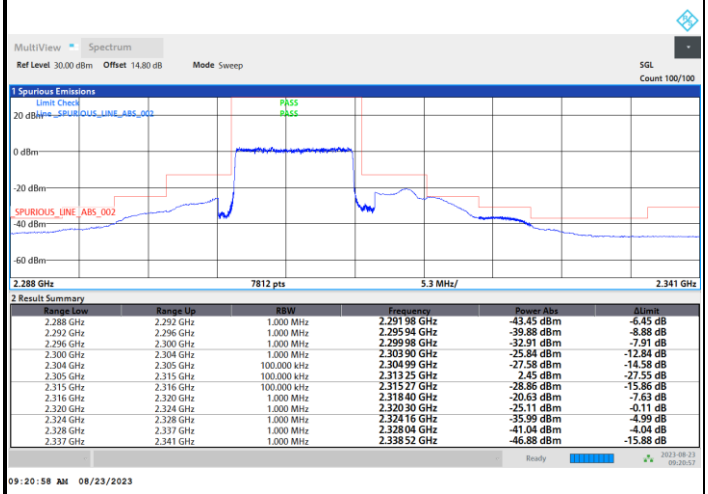

Middle Band Edge / Full RB / Lower zoom in

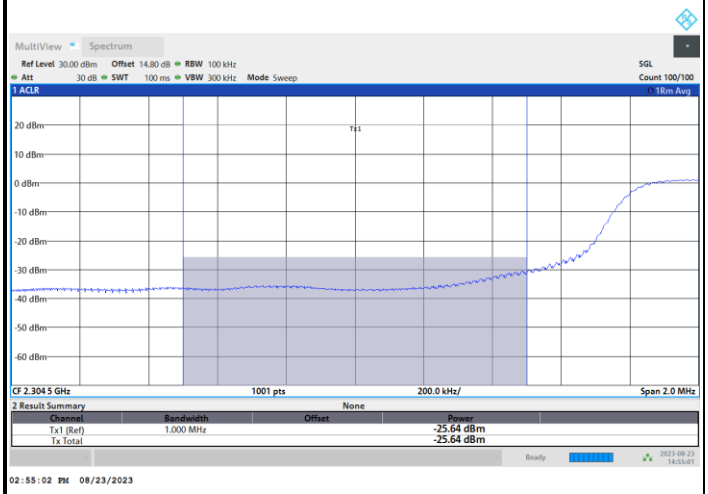

Middle Band Edge / Full RB / Upper zoom in

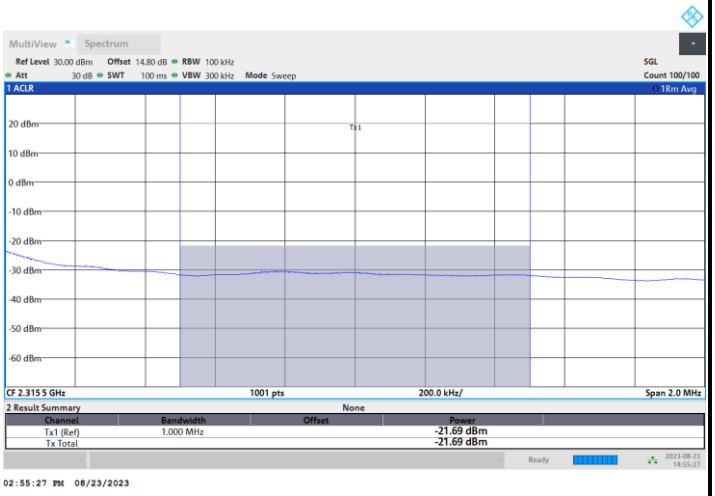

FR1 n30 / 10MHz / DFT-s-OFDM / QPSK	
Middle Band Edge / Full RB	
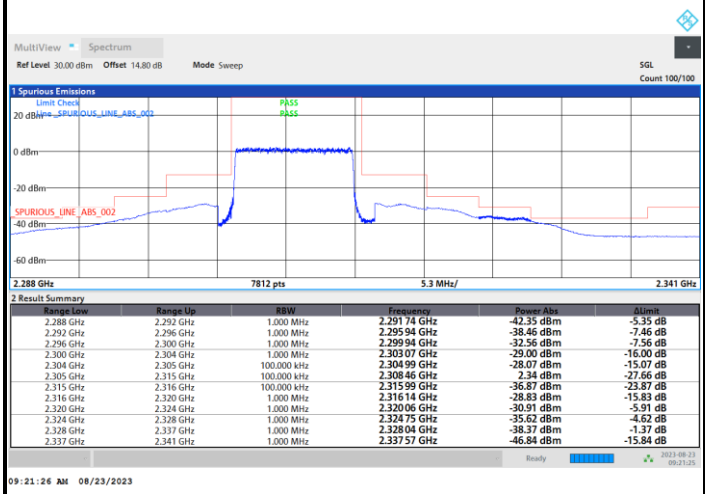	
Middle Band Edge / Full RB / Lower zoom in	**Middle Band Edge / Full RB / Upper zoom in**
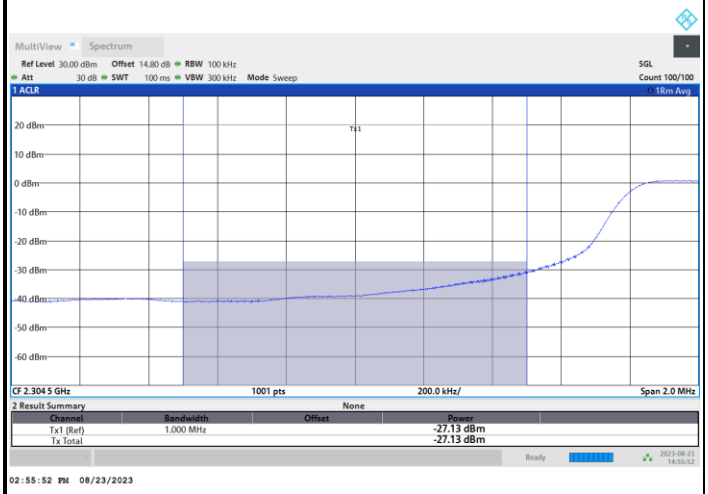	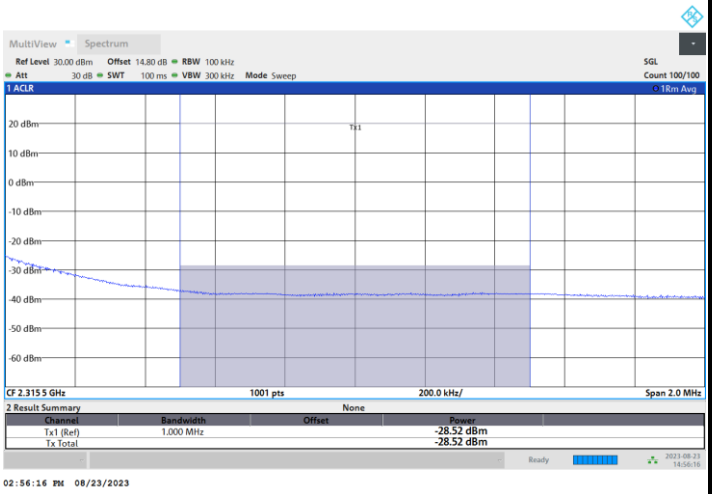

FR1 n30 / 10MHz / DFT-s-OFDM / 16QAM

Middle Band Edge / Full RB

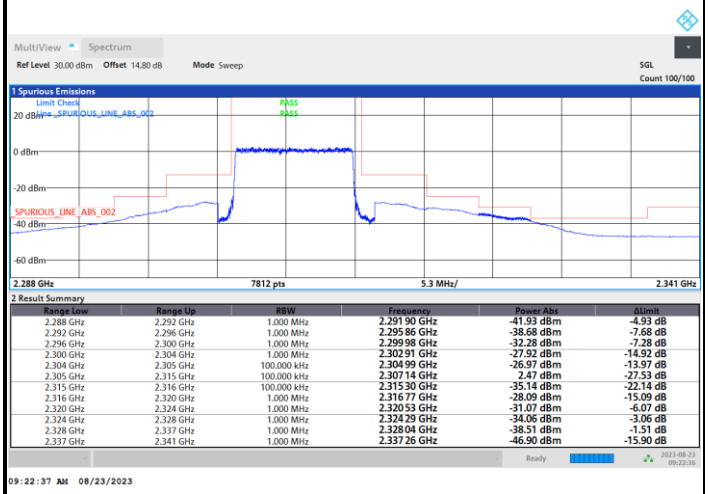

Middle Band Edge / Full RB / Lower zoom in

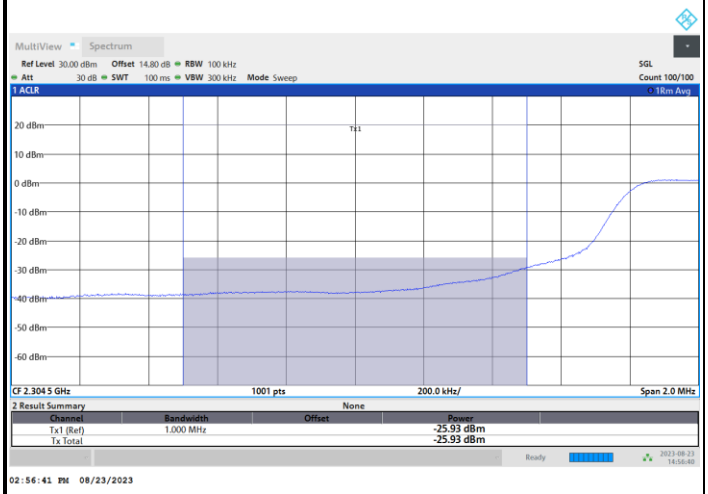

Middle Band Edge / Full RB / Upper zoom in

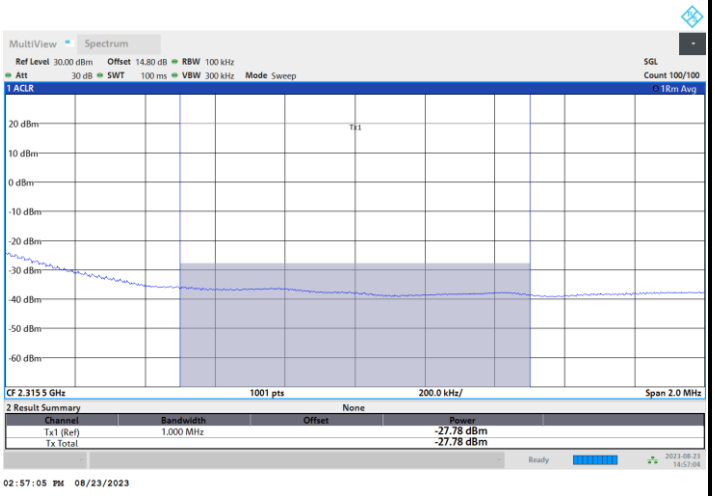

FR1 n30 / 10MHz / DFT-s-OFDM / 64QAM

Middle Band Edge / Full RB

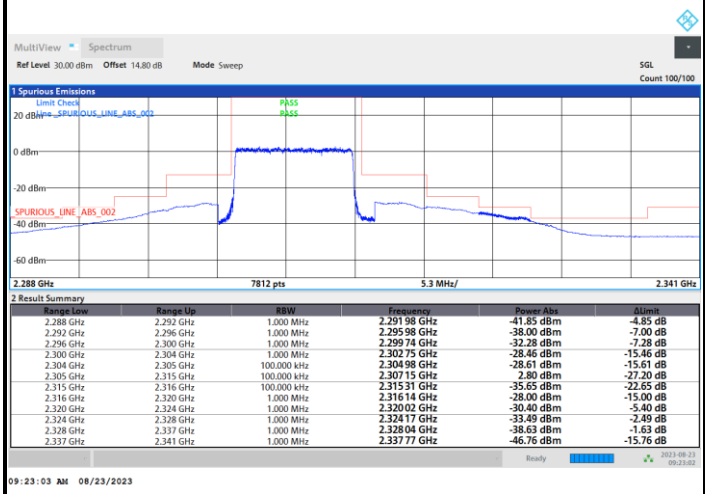

Middle Band Edge / Full RB / Lower zoom in

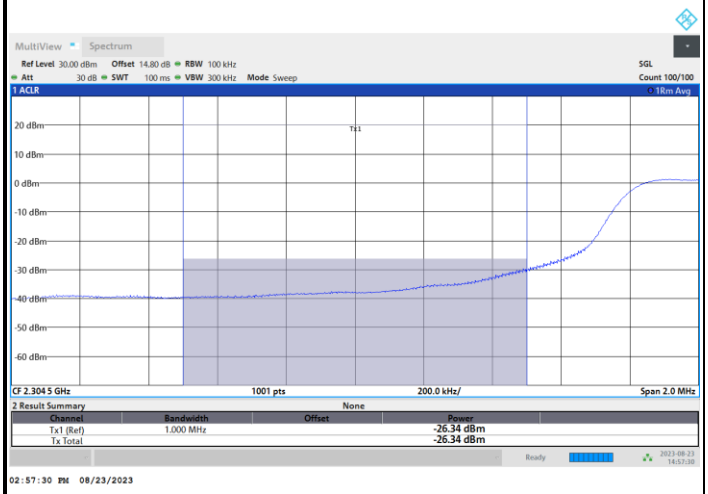

Middle Band Edge / Full RB / Upper zoom in

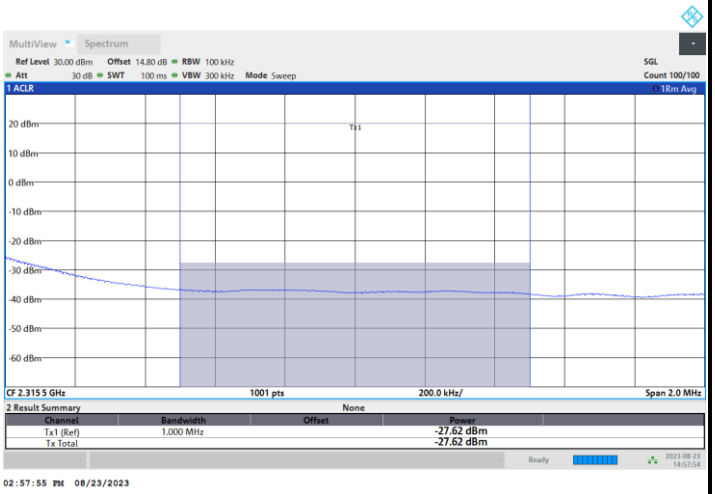

FR1 n30 / 10MHz / DFT-s-OFDM / 256QAM

Middle Band Edge / Full RB

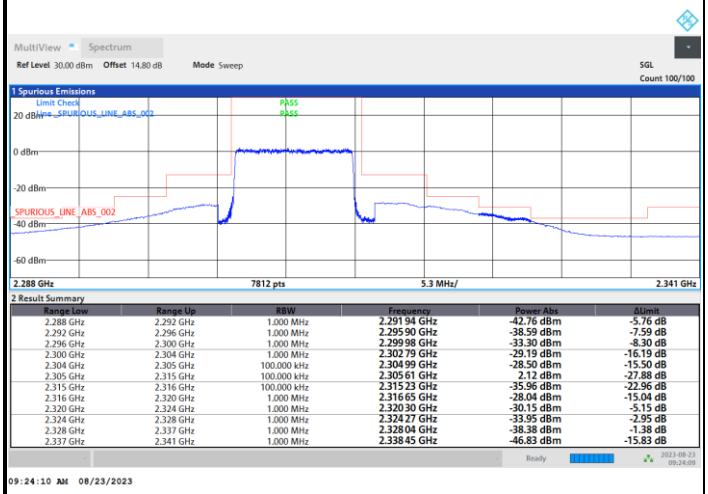

Middle Band Edge / Full RB / Lower zoom in

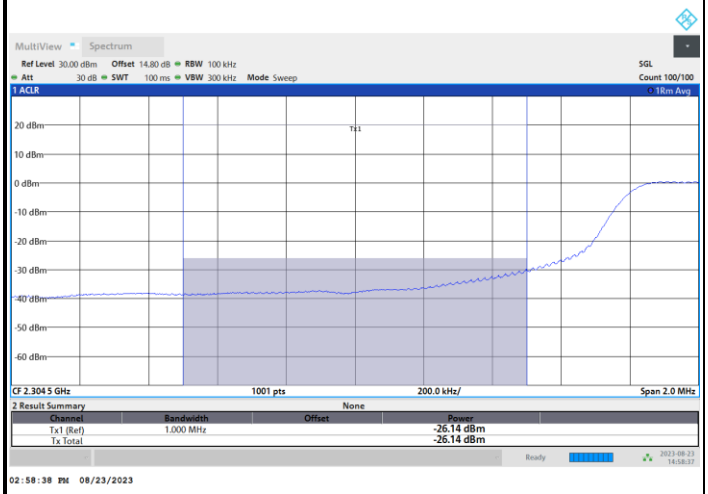

Middle Band Edge / Full RB / Upper zoom in

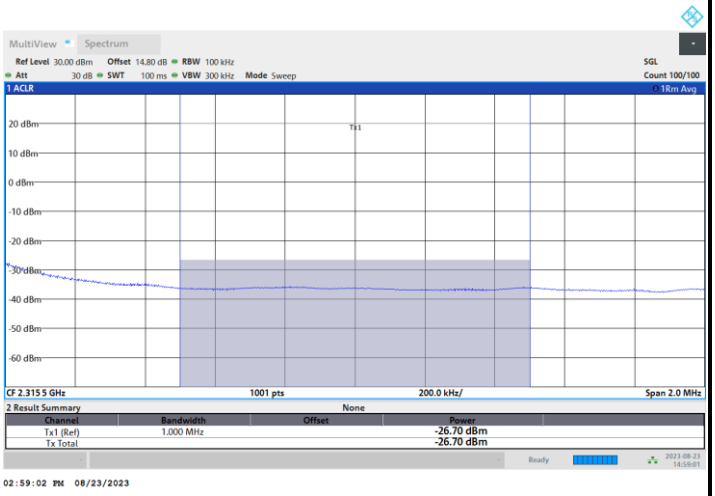

FR1 n30 / 10MHz / CP OFDM / QPSK / Full RB

Middle Band Edge / Full RB

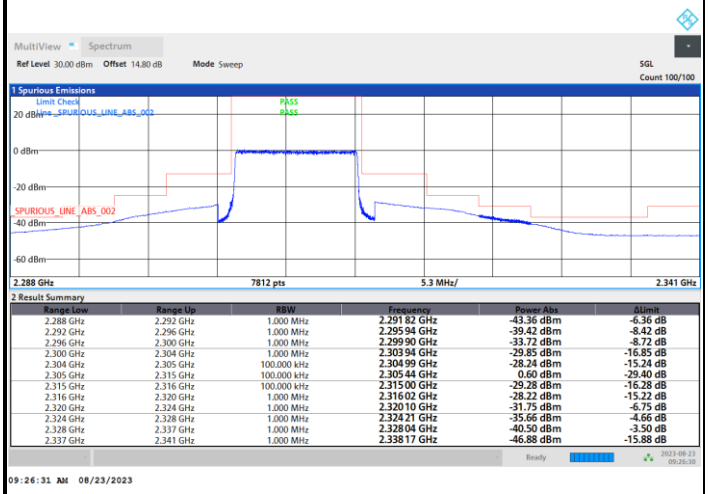

Middle Band Edge / Full RB / Lower zoom in

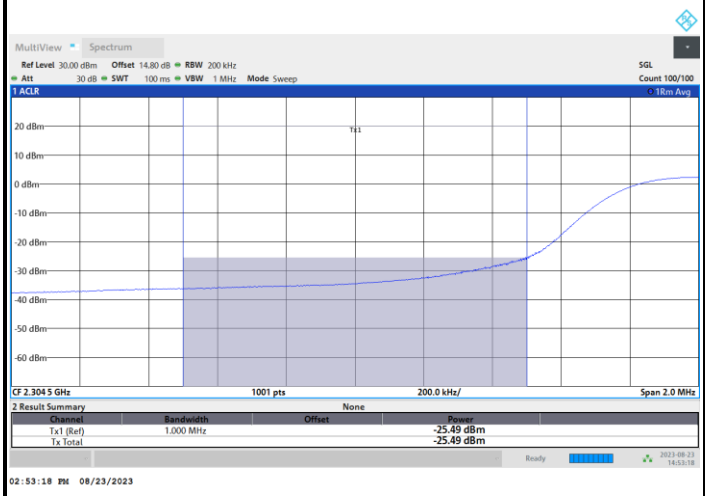

Middle Band Edge / Full RB / Upper zoom in

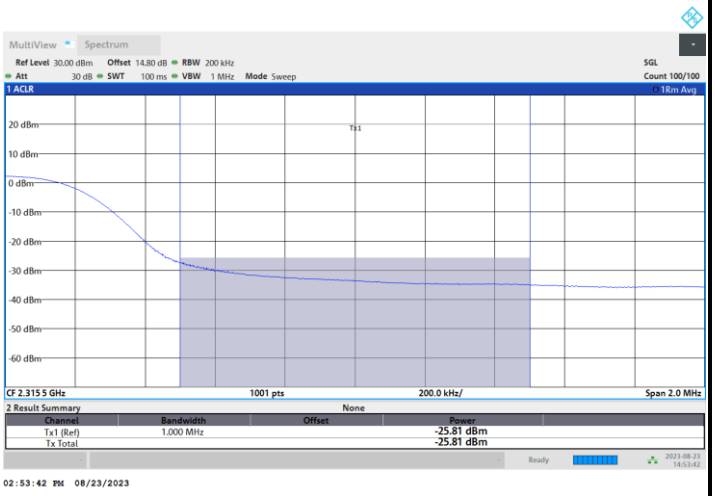

Conducted Spurious Emission

FR1 n30 / 5MHz / DFT-S OFDM / QPSK / 1RB1

Lowest Channel

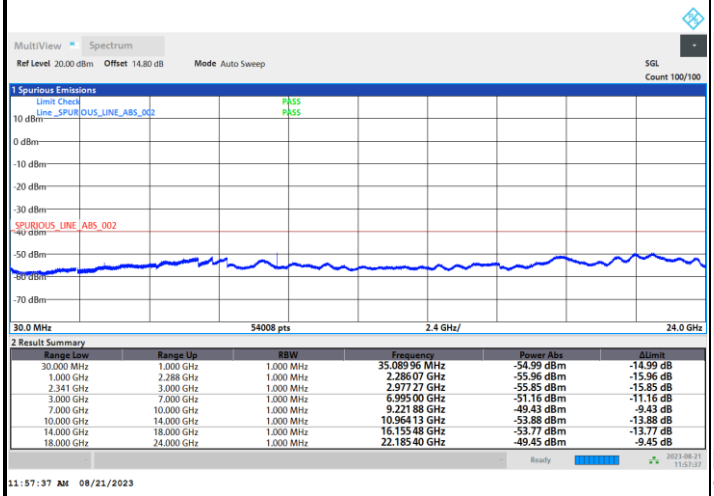

Middle Channel

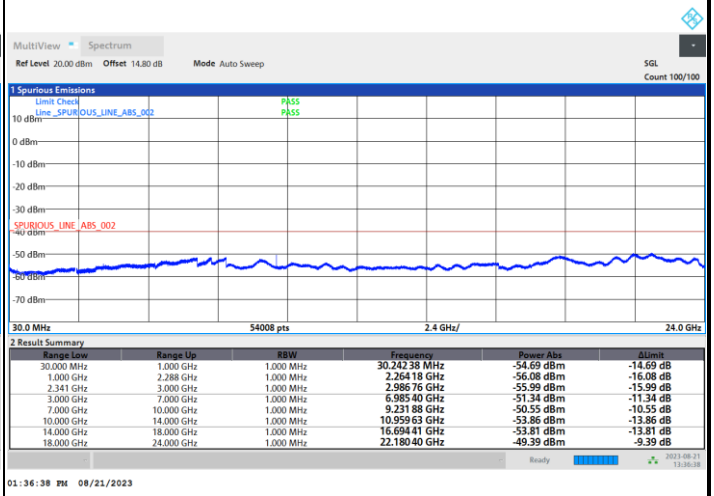

Highest Channel

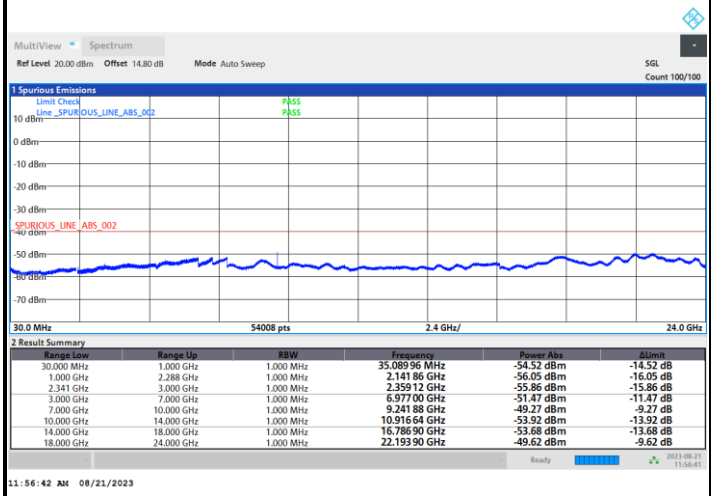

FR1 n30 / 10MHz / DFT-S OFDM / QPSK / 1RB1	
Middle Channel	

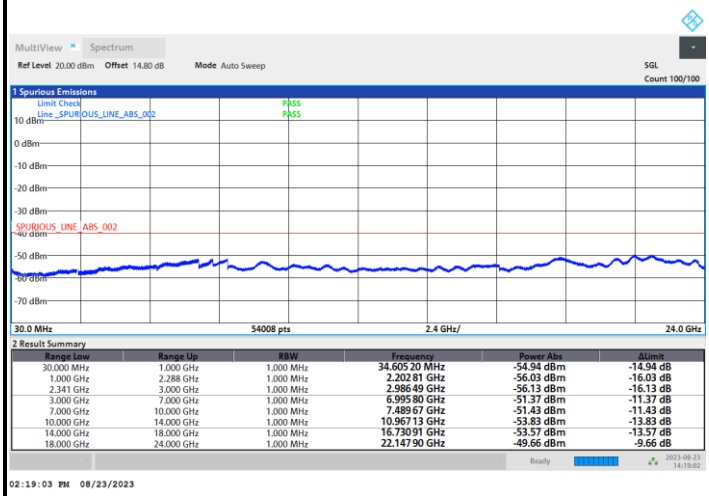

Frequency Stability

Test Conditions		FR1 n30 (BPSK) / Middle Channel	Limit
Temperature (°C)	Voltage (Volt)	BW 10MHz	Note 2.
		Deviation (ppm)	Result
50	Normal Voltage	0.0044	PASS
40	Normal Voltage	0.0039	
30	Normal Voltage	0.0001	
20(Ref.)	Normal Voltage	0.0000	
10	Normal Voltage	0.0012	
0	Normal Voltage	0.0008	
-10	Normal Voltage	0.0073	
-20	Normal Voltage	0.0056	
-30	Normal Voltage	0.0038	
20	Maximum Voltage	0.0030	
20	Normal Voltage	0.0000	
20	Battery End Point	0.0050	

Note:

1. Normal Voltage = 3.3. V.；Battery End Point (BEP) = 3.135 V.；Maximum Voltage = 4.4 V.
2. The frequency fundamental emissions stay within the authorized frequency block.

Appendix B. Test Results of Radiated Test

5G NR n30

5G NR n30 / 5MHz / BPSK									
Channel	Frequency (MHz)	EIRP (dBm)	Limit (dBm)	Margin (dB)	SPA Reading (dBm)	S.G. Power (dBm)	TX Cable loss (dB)	TX Antenna Gain (dBi)	Polarization (H/V)
Lowest	4611	-65.58	-40	-25.58	-61.03	-71.5	6.74	12.66	H
	6926	-62.07	-40	-22.07	-64.79	-65.52	8.50	11.95	H
	9222	-58.79	-40	-18.79	-66.2	-59.89	9.71	10.81	H
									H
									H
	4611	-66.10	-40	-26.10	-61.46	-72.02	6.74	12.66	V
	6926	-61.87	-40	-21.87	-65.1	-65.32	8.50	11.95	V
	9222	-60.31	-40	-20.31	-66.44	-61.41	9.71	10.81	V
									V
									V
									V
									V
Middle	4616	-63.66	-40	-23.66	-59.14	-69.55	6.75	12.64	H
	6924	-56.94	-40	-16.94	-59.63	-60.4	8.50	11.95	H
	9232	-59.62	-40	-19.62	-67.04	-60.68	9.72	10.77	H
									H
									H
	4616	-63.15	-40	-23.15	-58.55	-69.04	6.75	12.64	V
	6924	-55.89	-40	-15.89	-59.16	-59.35	8.50	11.95	V
	9232	-61.10	-40	-21.10	-67.23	-62.16	9.72	10.77	V
									V
									V
									V
									V

Highest	4616	-66.21	-40	-26.21	-61.7	-72.1	6.75	12.64	H
	6924	-62.91	-40	-22.91	-65.6	-66.37	8.50	11.95	H
	9232	-59.28	-40	-19.28	-66.7	-60.34	9.72	10.77	H
									H
									H
									H
									H
	4616	-66.24	-40	-26.24	-61.65	-72.13	6.75	12.64	V
	6924	-62.47	-40	-22.47	-65.74	-65.93	8.50	11.95	V
	9232	-60.84	-40	-20.84	-66.97	-61.9	9.72	10.77	V
									V
									V
									V
									V

Remark: Spurious emissions within 30-1000MHz were found more than 20dB below limit line.

———THE END———