FR1 n48 / 20MHz / CP OFDM / QPSK / Full RB	
Lowest Channel	**Middle Channel**
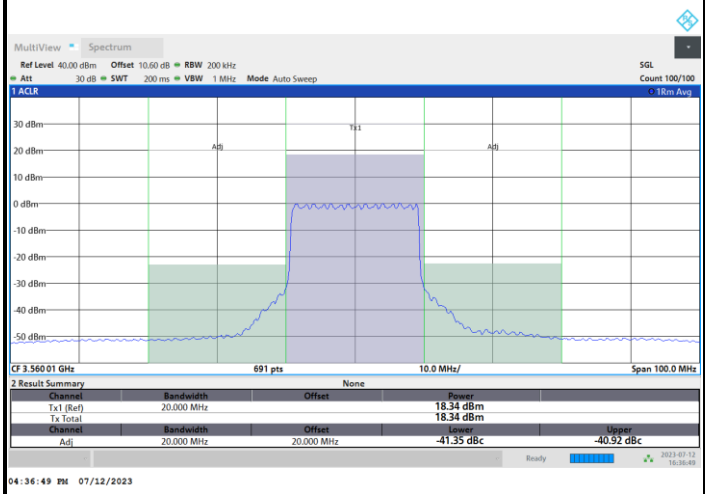	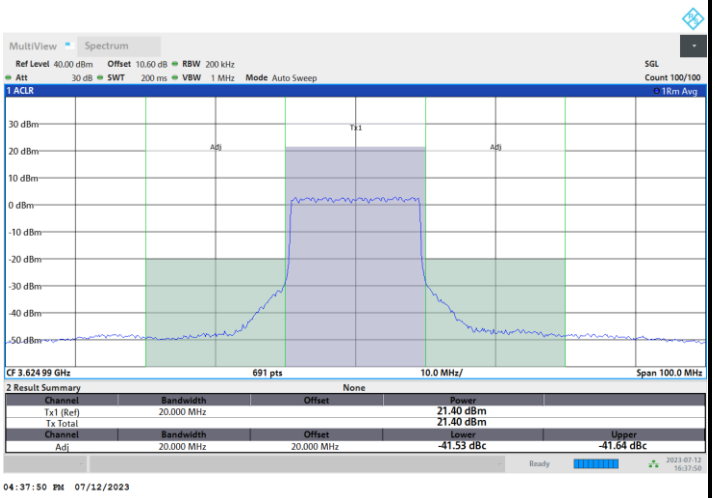
Highest Channel	
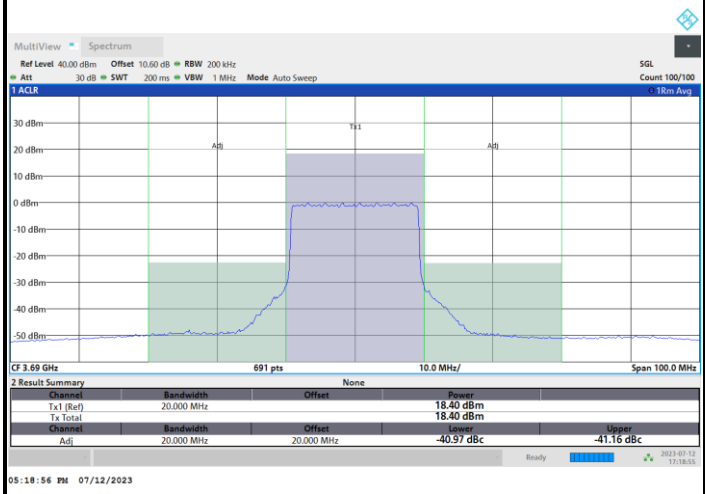	

FR1 n48 / 30MHz / CP OFDM / QPSK / Full RB	
Lowest Channel	**Middle Channel**
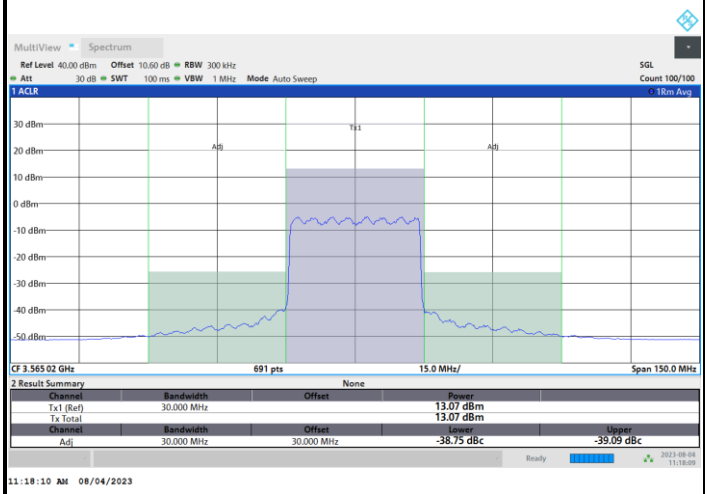	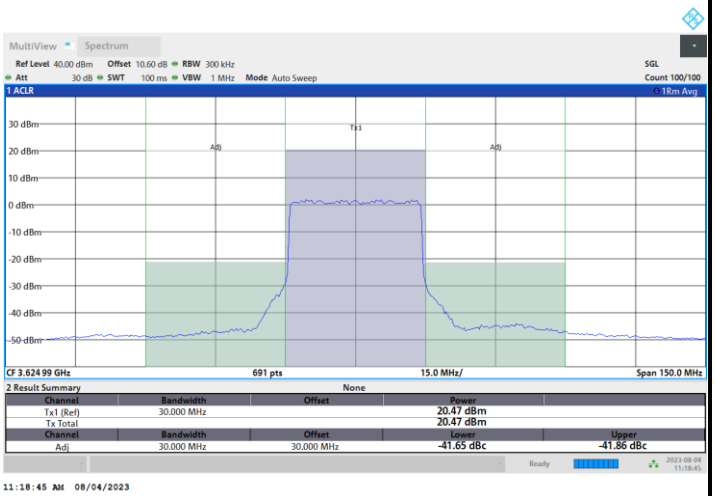
Highest Channel	
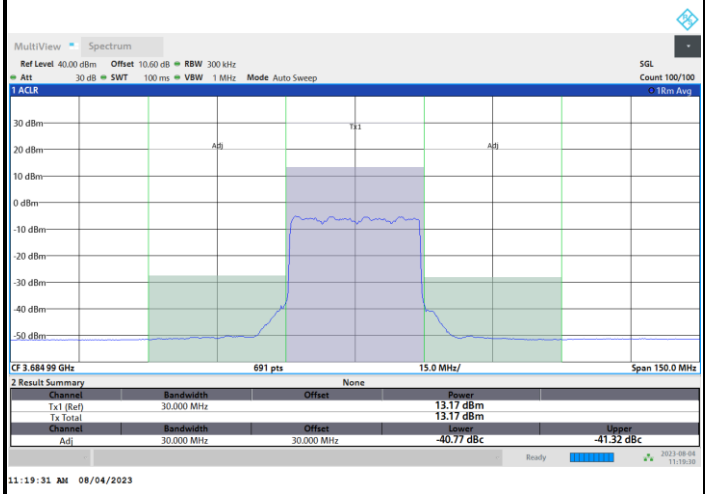	

FR1 n48 / 40MHz / CP OFDM / QPSK / Full RB

Lowest Channel

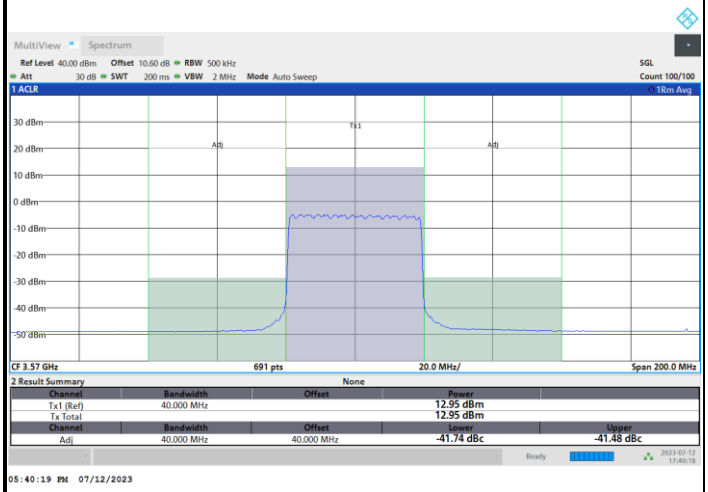

Middle Channel

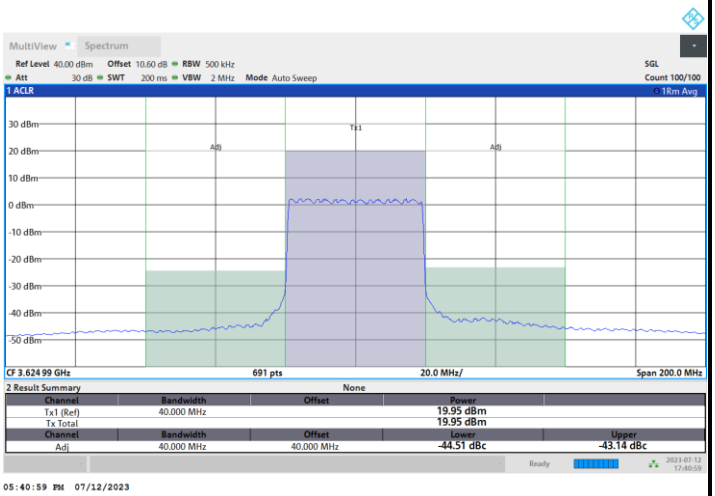

Highest Channel

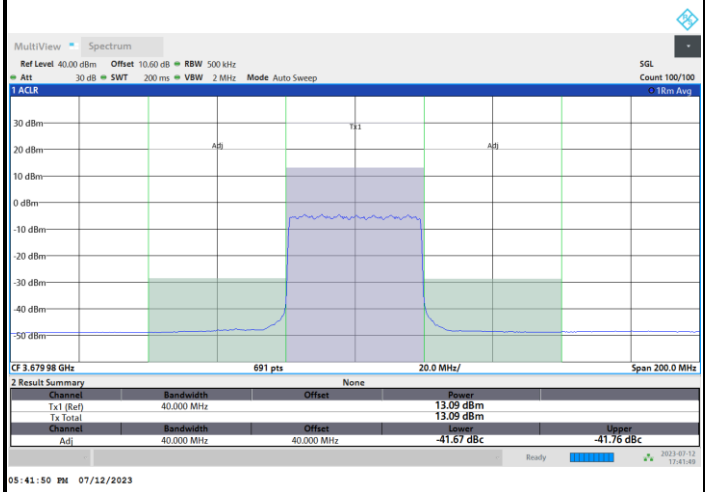

Conducted Spurious Emission

FR1 n48 / 10MHz / DFT-S OFDM / QPSK / 1RB1

Lowest Channel

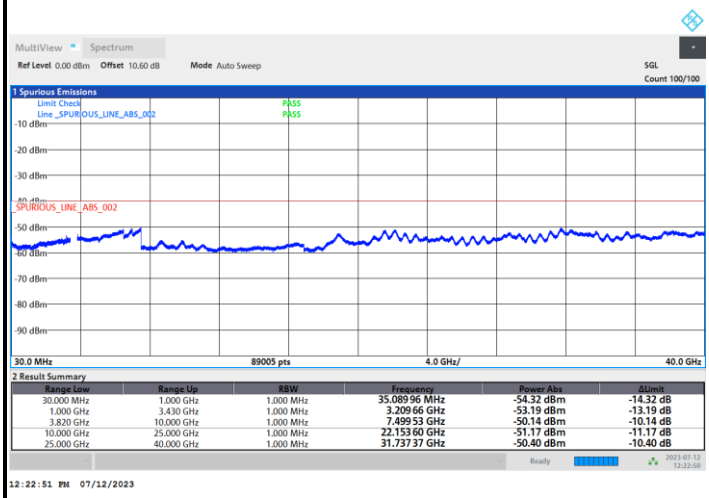

Middle Channel

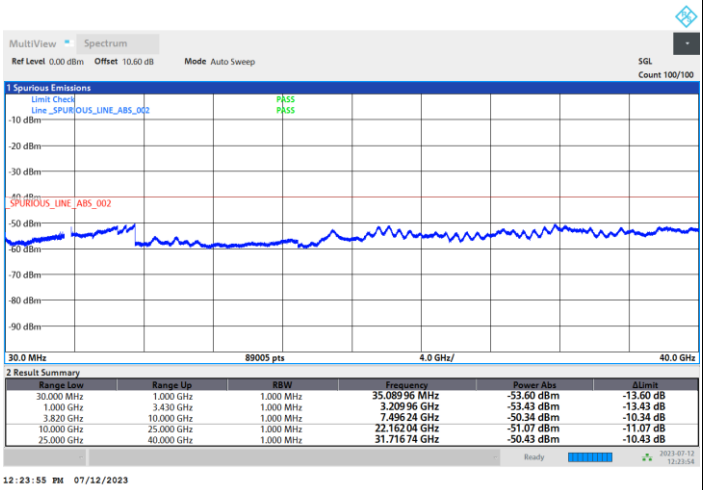

Highest Channel

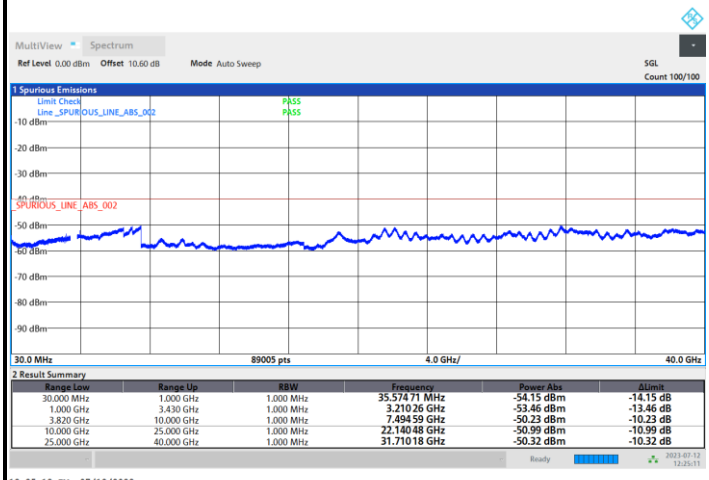

FR1 n48 / 15MHz / DFT-S OFDM / QPSK / 1RB1

Lowest Channel

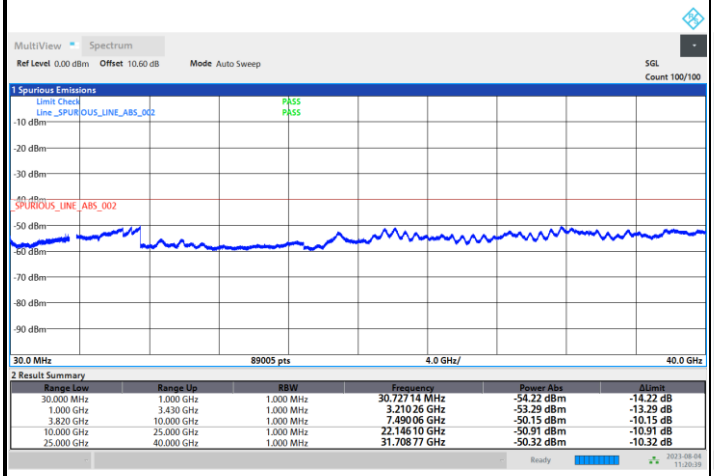

Middle Channel

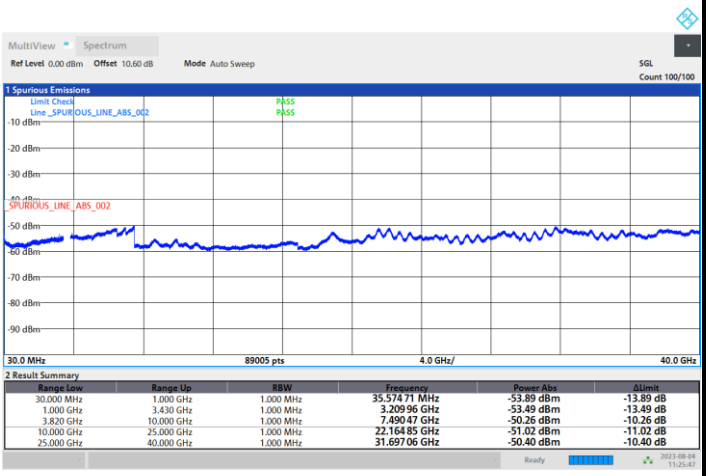

Highest Channel

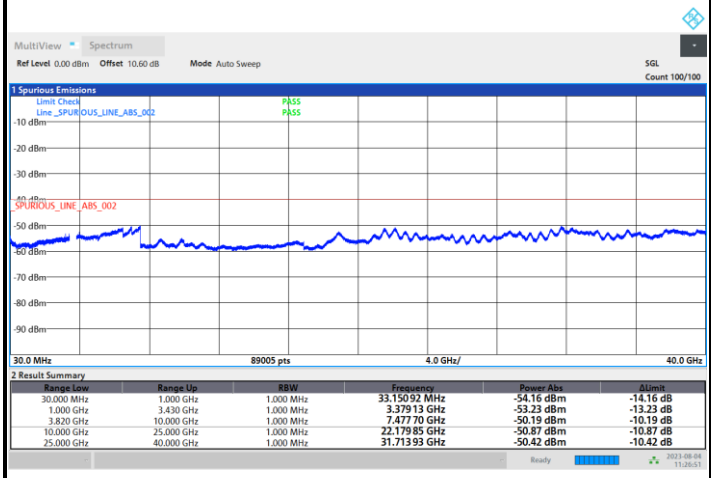

FR1 n48 / 20MHz / DFT-S OFDM / QPSK / 1RB1

Lowest Channel

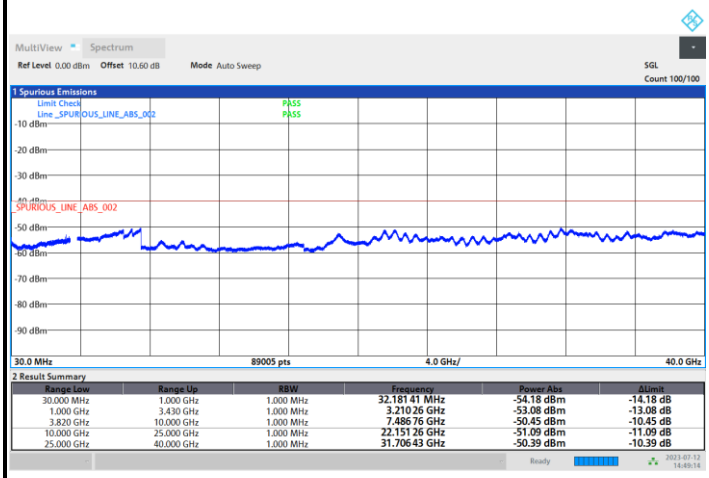

Middle Channel

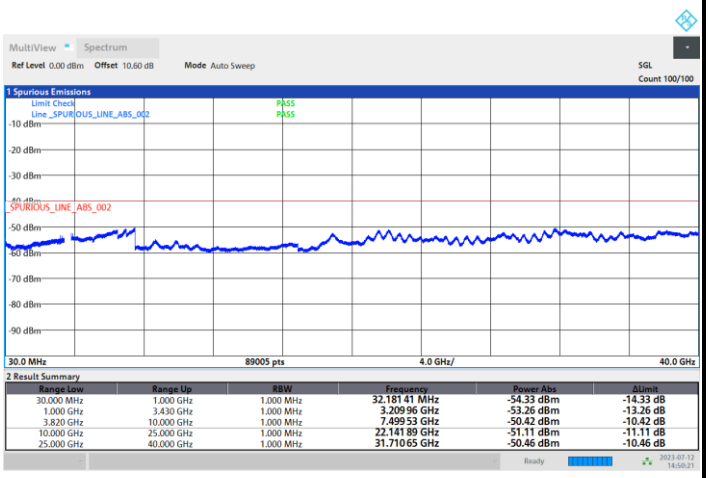

Highest Channel

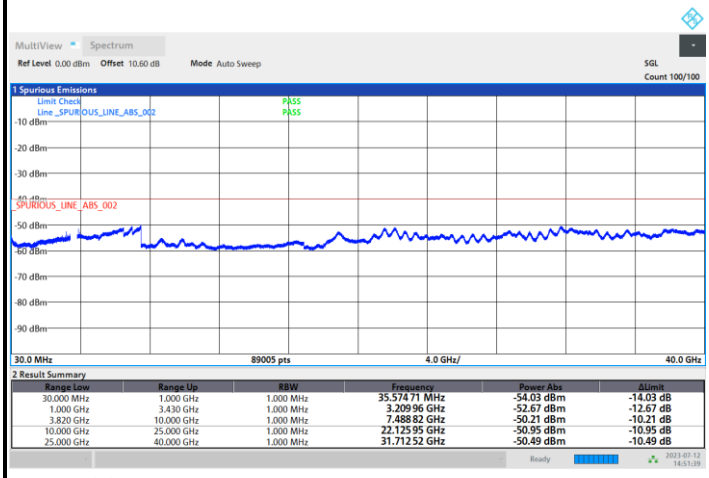

FR1 n48 / 30MHz / DFT-S OFDM / QPSK / 1RB1

Lowest Channel

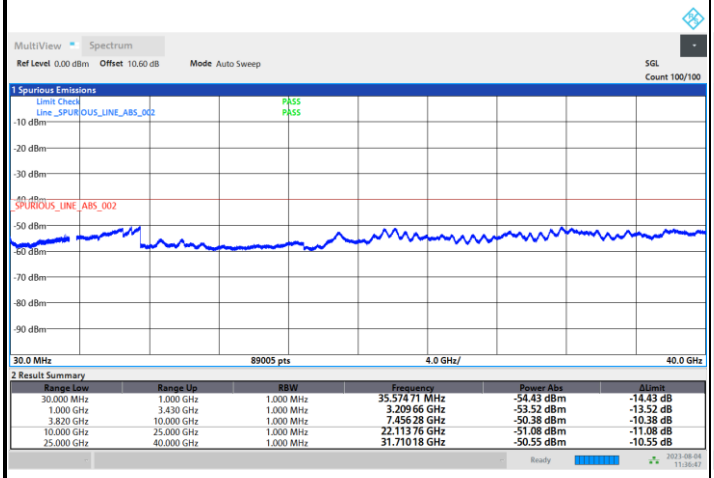

Middle Channel

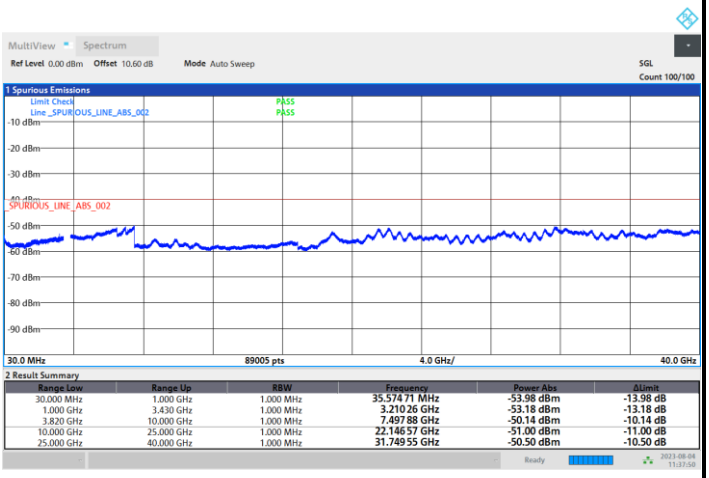

Highest Channel

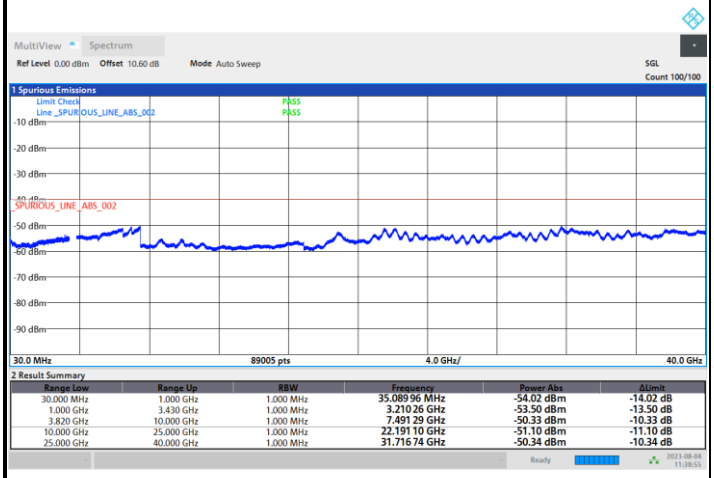

FR1 n48 / 40MHz / DFT-S OFDM / QPSK / 1RB1

Lowest Channel

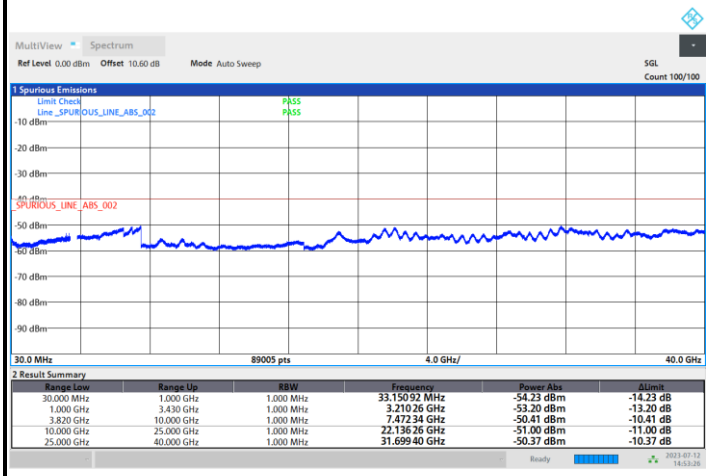

2 Result Summary

Range Low	Range Up	RBW	Frequency	Power Abs	ΔLimit
30.000 MHz	1.000 GHz	1.000 MHz	33.150 92 MHz	-54.23 dBm	-14.23 dB
1.000 GHz	3.430 GHz	1.000 MHz	3.210 26 GHz	-53.20 dBm	-13.20 dB
3.820 GHz	10.000 GHz	1.000 MHz	7.472 34 GHz	-50.41 dBm	-10.41 dB
10.000 GHz	25.000 GHz	1.000 MHz	22.136 26 GHz	-51.00 dBm	-11.00 dB
25.000 GHz	40.000 GHz	1.000 MHz	31.699 40 GHz	-50.37 dBm	-10.37 dB

02:53:27 PM 07/12/2023

Middle Channel

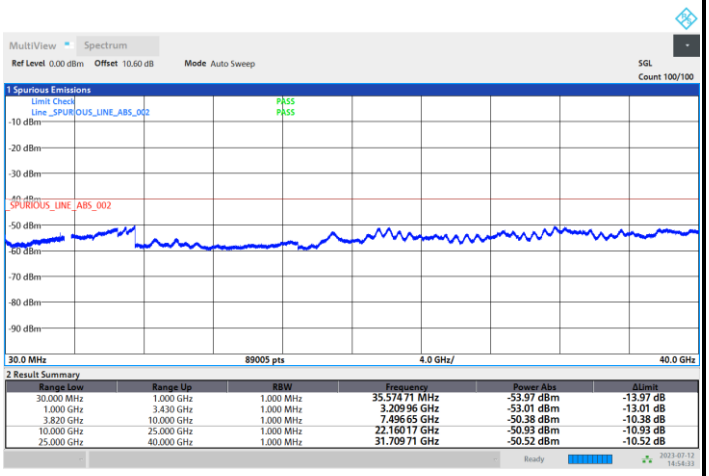

2 Result Summary

Range Low	Range Up	RBW	Frequency	Power Abs	ΔLimit
30.000 MHz	1.000 GHz	1.000 MHz	35.574 71 MHz	-53.97 dBm	-13.97 dB
1.000 GHz	3.430 GHz	1.000 MHz	3.209 96 GHz	-53.01 dBm	-13.01 dB
3.820 GHz	10.000 GHz	1.000 MHz	7.496 65 GHz	-50.38 dBm	-10.38 dB
10.000 GHz	25.000 GHz	1.000 MHz	22.160 17 GHz	-50.93 dBm	-10.93 dB
25.000 GHz	40.000 GHz	1.000 MHz	31.709 71 GHz	-50.52 dBm	-10.52 dB

02:54:33 PM 07/12/2023

Highest Channel

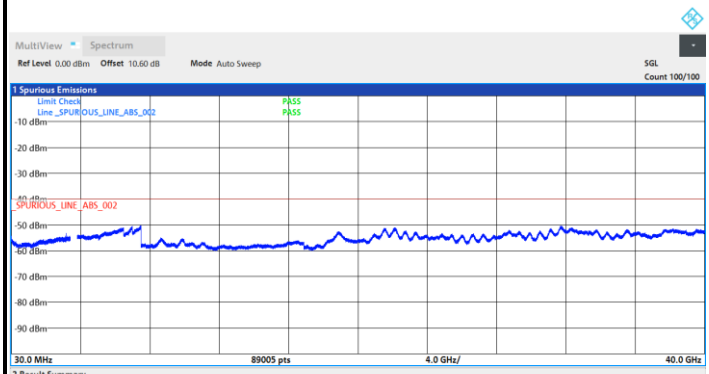

2 Result Summary

Range Low	Range Up	RBW	Frequency	Power Abs	ΔLimit
30.000 MHz	1.000 GHz	1.000 MHz	35.574 71 MHz	-54.33 dBm	-14.33 dB
1.000 GHz	3.430 GHz	1.000 MHz	3.210 26 GHz	-53.34 dBm	-13.34 dB
3.820 GHz	10.000 GHz	1.000 MHz	7.467 40 GHz	-50.32 dBm	-10.32 dB
10.000 GHz	25.000 GHz	1.000 MHz	22.115 64 GHz	-51.13 dBm	-11.13 dB
25.000 GHz	40.000 GHz	1.000 MHz	31.712 52 GHz	-50.42 dBm	-10.42 dB

02:57:27 PM 07/12/2023

Frequency Stability

Test Conditions		FR1 n48 (BPSK) / Middle Channel	Limit
Temperature (°C)	Voltage (Volt)	BW 20MHz	Note 2.
		Deviation (ppm)	Result
50	Normal Voltage	0.0189	PASS
40	Normal Voltage	0.0134	
30	Normal Voltage	0.0140	
20(Ref.)	Normal Voltage	0.0000	
10	Normal Voltage	0.0024	
0	Normal Voltage	0.0035	
-10	Normal Voltage	0.0020	
-20	Normal Voltage	0.0188	
-30	Normal Voltage	0.0142	
20	Maximum Voltage	0.0019	
20	Normal Voltage	0.0000	
20	Battery End Point	0.0032	

Note:

1. Normal Voltage = 3.3 V.；Battery End Point (BEP) = 3.135 V.；Maximum Voltage = 4.4 V.
2. The frequency fundamental emissions stay within the authorized frequency block.

Appendix B. Test Results of Radiated Test

<Ant. 3>

SA NR n48 Part 96

SA NR n48 / 40MHz / PI/2 BPSK									
Channel	Frequency (MHz)	EIRP (dBm)	Limit (dBm)	Margin (dB)	SPA Reading (dBm)	S.G. Power (dBm)	TX Cable loss (dB)	TX Antenna Gain (dBi)	Polarization (H/V)
Lowest	7105	-58.53	-40	-18.53	-56.05	-68.23	1.84	11.54	H
	10655	-56.47	-40	-16.47	-57.94	-64.94	2.23	10.71	H
	14211	-52.21	-40	-12.21	-59.9	-61.83	2.65	12.27	H
	21314	-65.16	-40	-25.16	-78.85	-80.02	3.32	18.18	H
	24866	-61.64	-40	-21.64	-79.12	-76.41	3.71	18.48	H
	28418	-58.60	-40	-18.60	-78.11	-74.06	3.99	19.45	H
									H
	7105	-58.21	-40	-18.21	-55.98	-67.91	1.84	11.54	V
	10655	-56.66	-40	-16.66	-57.73	-65.13	2.23	10.71	V
	14211	-51.94	-40	-11.94	-59.51	-61.56	2.65	12.27	V
	21314	-65.16	-40	-25.16	-78.54	-80.02	3.32	18.18	V
	24866	-61.75	-40	-21.75	-78.91	-76.52	3.71	18.48	V
	28418	-59.07	-40	-19.07	-78.17	-74.53	3.99	19.45	V
									V

Middle	7215	-59.12	-40	-19.12	-56.85	-68.58	1.85	11.31	H
	10820	-56.72	-40	-16.72	-58.49	-65.11	2.22	10.61	H
	14431	-52.95	-40	-12.95	-60.75	-62.46	2.63	12.14	H
	18036	-63.50	-40	-23.50	-74.25	-77.87	3.23	17.60	H
	21644	-63.36	-40	-23.36	-77.71	-78.49	3.41	18.54	H
	25251	-61.34	-40	-21.34	-78.9	-76.28	3.76	18.70	H
									H
	7215	-58.58	-40	-18.58	-56.68	-68.04	1.85	11.31	V
	10820	-56.51	-40	-16.51	-58.02	-64.90	2.22	10.61	V
	14431	-52.50	-40	-12.50	-60.65	-62.01	2.63	12.14	V
	18036	-63.54	-40	-23.54	-73.98	-77.91	3.23	17.60	V
	21644	-63.61	-40	-23.61	-77.63	-78.74	3.41	18.54	V
	25251	-61.49	-40	-21.49	-78.76	-76.43	3.76	18.70	V
									V
Highest	7325	-57.27	-40	-17.27	-55.37	-66.73	1.90	11.36	H
	10985	-55.06	-40	-15.06	-57.11	-63.37	2.20	10.51	H
	14651	-52.82	-40	-12.82	-60.82	-62.65	2.60	12.43	H
	18311	-64.94	-40	-24.94	-76.01	-79.30	3.24	17.60	H
	21974	-64.64	-40	-24.64	-79.19	-80.01	3.50	18.87	H
	25636	-60.74	-40	-20.74	-78.48	-75.91	3.85	19.03	H
									H
	7325	-56.70	-40	-16.70	-55.01	-66.16	1.90	11.36	V
	10985	-55.33	-40	-15.33	-57.28	-63.64	2.20	10.51	V
	14651	-52.17	-40	-12.17	-60.97	-62.00	2.60	12.43	V
	18311	-65.18	-40	-25.18	-75.99	-79.54	3.24	17.60	V
	21974	-64.75	-40	-24.75	-78.93	-80.12	3.50	18.87	V
	25636	-60.90	-40	-20.90	-78.37	-76.07	3.85	19.03	V
									V

Remark: Spurious emissions within 30-1000MHz were found more than 20dB below limit line.

EN-DC 2A-n48A Part 96

EN-DC 2A-n48A / 10MHz+40MHz / QPSK+BPSK									
Channel	Frequency (MHz)	EIRP (dBm)	Limit (dBm)	Margin (dB)	SPA Reading (dBm)	S.G. Power (dBm)	TX Cable loss (dB)	TX Antenna Gain (dBi)	Polarization (H/V)
Lowest	7105	-58.31	-40	-18.31	-55.83	-68.01	1.84	11.54	H
	10657	-55.00	-40	-15.00	-56.47	-63.47	2.23	10.71	H
	14209	-50.31	-40	-10.31	-58	-59.94	2.65	12.27	H
	21314	-62.77	-40	-22.77	-76.46	-77.63	3.32	18.18	H
	24866	-59.27	-40	-19.27	-76.75	-74.04	3.71	18.48	H
	28418	-56.79	-40	-16.79	-76.3	-72.25	3.99	19.45	H
									H
	7105	-58.19	-40	-18.19	-55.96	-67.89	1.84	11.54	V
	10657	-55.49	-40	-15.49	-56.56	-63.96	2.23	10.71	V
	14209	-50.48	-40	-10.48	-58.05	-60.11	2.65	12.27	V
	21314	-63.30	-40	-23.30	-76.68	-78.16	3.32	18.18	V
	24866	-59.84	-40	-19.84	-77	-74.61	3.71	18.48	V
	28418	-57.11	-40	-17.11	-76.21	-72.57	3.99	19.45	V
									V
Middle	7215	-59.01	-40	-19.01	-56.74	-68.47	1.85	11.31	H
	10822	-54.51	-40	-14.51	-56.58	-62.90	2.22	10.61	H
	14429	-50.84	-40	-10.84	-58.64	-60.36	2.63	12.14	H
	18036	-61.97	-40	-21.97	-72.72	-76.34	3.23	17.60	H
	21644	-61.27	-40	-21.27	-75.62	-76.40	3.41	18.54	H
	25251	-58.82	-40	-18.82	-76.38	-73.76	3.76	18.70	H
									H
	7215	-58.13	-40	-18.13	-56.23	-67.59	1.85	11.31	V
	10822	-54.10	-40	-14.10	-55.61	-62.49	2.22	10.61	V
	14429	-50.43	-40	-10.43	-58.58	-59.95	2.63	12.14	V
	18036	-62.09	-40	-22.09	-72.53	-76.46	3.23	17.60	V
	21644	-61.99	-40	-21.99	-76.01	-77.12	3.41	18.54	V
	25251	-60.05	-40	-20.05	-77.32	-74.99	3.76	18.70	V
									V

	7325	-56.84	-40	-16.84	-54.94	-66.30	1.90	11.36	H
	10987	-54.22	-40	-14.22	-56.27	-62.53	2.20	10.51	H
	14649	-50.46	-40	-10.46	-58.46	-60.29	2.60	12.43	H
	18311	-62.55	-40	-22.55	-73.62	-76.91	3.24	17.60	H
	21974	-61.86	-40	-21.86	-76.41	-77.23	3.50	18.87	H
	25636	-58.51	-40	-18.51	-76.25	-73.68	3.85	19.03	H
Highest									H
	7325	-56.39	-40	-16.39	-54.7	-65.85	1.90	11.36	V
	10987	-54.30	-40	-14.30	-56.25	-62.61	2.20	10.51	V
	14649	-49.89	-40	-9.89	-58.69	-59.72	2.60	12.43	V
	18311	-62.77	-40	-22.77	-73.58	-77.13	3.24	17.60	V
	21974	-62.59	-40	-22.59	-76.77	-77.96	3.50	18.87	V
	25636	-59.33	-40	-19.33	-76.8	-74.50	3.85	19.03	V
									V

Remark: Spurious emissions within 30-1000MHz were found more than 20dB below limit line.

EN-DC 5A-n48A Part 96

EN-DC 5A-n48A / 10MHz+40MHz / QPSK+BPSK									
Channel	Frequency (MHz)	EIRP (dBm)	Limit (dBm)	Margin (dB)	SPA Reading (dBm)	S.G. Power (dBm)	TX Cable loss (dB)	TX Antenna Gain (dBi)	Polarization (H/V)
Middle	7215	-58.42	-40	-18.42	-56.15	-67.88	1.85	11.31	H
	10822	-54.02	-40	-14.02	-55.79	-62.41	2.22	10.61	H
	14429	-50.50	-40	-10.50	-58.3	-60.02	2.63	12.14	H
	18036	-61.44	-40	-21.44	-72.19	-75.81	3.23	17.60	H
	21644	-61.55	-40	-21.55	-75.9	-76.68	3.41	18.54	H
	25251	-59.50	-40	-19.50	-77.06	-74.44	3.76	18.70	H
									H
	7215	-57.99	-40	-17.99	-56.09	-67.45	1.85	11.31	V
	10822	-54.49	-40	-14.49	-56	-62.88	2.22	10.61	V
	14429	-50.19	-40	-10.19	-58.34	-59.71	2.63	12.14	V
	18036	-62.19	-40	-22.19	-72.63	-76.56	3.23	17.60	V
	21644	-61.28	-40	-21.28	-75.3	-76.41	3.41	18.54	V
	25251	-59.75	-40	-19.75	-77.02	-74.69	3.76	18.70	V
									V

Remark: Spurious emissions within 30-1000MHz were found more than 20dB below limit line.

EN-DC 13A-n48A Part 96

EN-DC 13A-n48A / 10MHz+40MHz / QPSK+BPSK									
Channel	Frequency (MHz)	EIRP (dBm)	Limit (dBm)	Margin (dB)	SPA Reading (dBm)	S.G. Power (dBm)	TX Cable loss (dB)	TX Antenna Gain (dBi)	Polarization (H/V)
Middle	7215	-58.64	-40	-18.64	-56.37	-68.10	1.85	11.31	H
	10822	-53.97	-40	-13.97	-55.74	-62.36	2.22	10.61	H
	14429	-49.88	-40	-9.88	-57.68	-59.40	2.63	12.14	H
	18036	-61.75	-40	-21.75	-72.5	-76.12	3.23	17.60	H
	21644	-61.34	-40	-21.34	-75.69	-76.47	3.41	18.54	H
	25251	-59.84	-40	-19.84	-77.4	-74.78	3.76	18.70	H
									H
	7215	-58.30	-40	-18.30	-56.4	-67.76	1.85	11.31	V
	10822	-54.27	-40	-14.27	-55.78	-62.66	2.22	10.61	V
	14429	-49.76	-40	-9.76	-57.91	-59.28	2.63	12.14	V
	18036	-62.12	-40	-22.12	-72.56	-76.49	3.23	17.60	V
	21644	-61.91	-40	-21.91	-75.93	-77.04	3.41	18.54	V
	25251	-59.62	-40	-19.62	-76.89	-74.56	3.76	18.70	V
									V

Remark: Spurious emissions within 30-1000MHz were found more than 20dB below limit line.

EN-DC 66A-n48A Part 96

EN-DC 66A-n48A / 10MHz+40MHz / QPSK+BPSK									
Channel	Frequency (MHz)	EIRP (dBm)	Limit (dBm)	Margin (dB)	SPA Reading (dBm)	S.G. Power (dBm)	TX Cable loss (dB)	TX Antenna Gain (dBi)	Polarization (H/V)
Middle	7215	-58.77	-40	-18.77	-56.5	-68.23	1.85	11.31	H
	10822	-54.33	-40	-14.33	-56.1	-62.72	2.22	10.61	H
	14429	-50.81	-40	-10.81	-58.61	-60.33	2.63	12.14	H
	18036	-61.69	-40	-21.69	-72.44	-76.06	3.23	17.60	H
	21644	-61.11	-40	-21.11	-75.46	-76.24	3.41	18.54	H
	25251	-59.79	-40	-19.79	-77.35	-74.73	3.76	18.70	H
									H
	7215	-58.18	-40	-18.18	-56.28	-67.64	1.85	11.31	V
	10822	-54.45	-40	-14.45	-55.96	-62.84	2.22	10.61	V
	14429	-50.07	-40	-10.07	-58.22	-59.59	2.63	12.14	V
	18036	-61.65	-40	-21.65	-72.09	-76.02	3.23	17.60	V
	21644	-61.72	-40	-21.72	-75.74	-76.85	3.41	18.54	V
	25251	-59.86	-40	-19.86	-77.13	-74.80	3.76	18.70	V
									V

Remark: Spurious emissions within 30-1000MHz were found more than 20dB below limit line.

<Ant. 0>

SA NR n48 Part 96 (SRS)

SA NR n48 / 40MHz / PI/2 BPSK									
Channel	Frequency (MHz)	EIRP (dBm)	Limit (dBm)	Margin (dB)	SPA Reading (dBm)	S.G. Power (dBm)	TX Cable loss (dB)	TX Antenna Gain (dBi)	Polarization (H/V)
Middle	7215	-58.66	-40	-18.66	-56.39	-68.12	1.85	11.31	H
	10820	-53.84	-40	-13.84	-55.61	-62.23	2.22	10.61	H
	14431	-50.05	-40	-10.05	-57.85	-59.56	2.63	12.14	H
	18036	-61.30	-40	-21.30	-72.05	-75.67	3.23	17.60	H
	21644	-61.39	-40	-21.39	-75.74	-76.52	3.41	18.54	H
	25251	-58.87	-40	-18.87	-76.43	-73.81	3.76	18.70	H
									H
	7215	-58.03	-40	-18.03	-56.13	-67.49	1.85	11.31	V
	10820	-54.47	-40	-14.47	-55.98	-62.86	2.22	10.61	V
	14431	-50.02	-40	-10.02	-58.17	-59.53	2.63	12.14	V
	18036	-61.59	-40	-21.59	-72.03	-75.96	3.23	17.60	V
	21644	-62.16	-40	-22.16	-76.18	-77.29	3.41	18.54	V
	25251	-59.08	-40	-19.08	-76.35	-74.02	3.76	18.70	V
									V

Remark: Spurious emissions within 30-1000MHz were found more than 20dB below limit line.

<Ant. 1>

SA NR n48 Part 96 (SRS)

SA NR n48 / 40MHz / PI/2 BPSK									
Channel	Frequency (MHz)	EIRP (dBm)	Limit (dBm)	Margin (dB)	SPA Reading (dBm)	S.G. Power (dBm)	TX Cable loss (dB)	TX Antenna Gain (dBi)	Polarization (H/V)
Middle	7215	-58.94	-40	-18.94	-56.67	-68.40	1.85	11.31	H
	10820	-55.27	-40	-15.27	-57.04	-63.66	2.22	10.61	H
	14431	-52.00	-40	-12.00	-59.8	-61.51	2.63	12.14	H
	21457	-63.07	-40	-23.07	-77.2	-78.06	3.36	18.35	H
	25033	-61.61	-40	-21.61	-79.1	-76.34	3.71	18.44	H
	28610	-58.24	-40	-18.24	-77.96	-73.63	3.99	19.38	H
									H
	7215	-59.08	-40	-19.08	-57.18	-68.54	1.85	11.31	V
	10820	-55.55	-40	-15.55	-57.06	-63.94	2.22	10.61	V
	14431	-51.94	-40	-11.94	-60.09	-61.45	2.63	12.14	V
	21457	-63.48	-40	-23.48	-77.31	-78.47	3.36	18.35	V
	25033	-61.82	-40	-21.82	-79	-76.55	3.71	18.44	V
	28610	-58.98	-40	-18.98	-78.29	-74.37	3.99	19.38	V
									V

Remark: Spurious emissions within 30-1000MHz were found more than 20dB below limit line.

<Ant. 2>

SA NR n48 Part 96 (SRS)

SA NR n48 / 40MHz / PI/2 BPSK									
Channel	Frequency (MHz)	EIRP (dBm)	Limit (dBm)	Margin (dB)	SPA Reading (dBm)	S.G. Power (dBm)	TX Cable loss (dB)	TX Antenna Gain (dBi)	Polarization (H/V)
Middle	7215	-58.62	-40	-18.62	-56.35	-68.08	1.85	11.31	H
	10820	-54.22	-40	-14.22	-55.99	-62.61	2.22	10.61	H
	14431	-50.48	-40	-10.48	-58.28	-59.99	2.63	12.14	H
	18036	-61.12	-40	-21.12	-71.87	-75.49	3.23	17.60	H
	21644	-61.41	-40	-21.41	-75.76	-76.54	3.41	18.54	H
	25251	-59.71	-40	-19.71	-77.27	-74.65	3.76	18.70	H
									H
	7215	-57.66	-40	-17.66	-55.76	-67.12	1.85	11.31	V
	10820	-54.15	-40	-14.15	-55.66	-62.54	2.22	10.61	V
	14431	-49.81	-40	-9.81	-57.96	-59.32	2.63	12.14	V
	18036	-61.17	-40	-21.17	-71.61	-75.54	3.23	17.60	V
	21644	-62.03	-40	-22.03	-76.05	-77.16	3.41	18.54	V
	25251	-60.28	-40	-20.28	-77.55	-75.22	3.76	18.70	V
									V

Remark: Spurious emissions within 30-1000MHz were found more than 20dB below limit line.

———THE END———