FR1 n26 / 10MHz / DFT-S OFDM / Middle Channel / Full RB

PI/2 BPSK

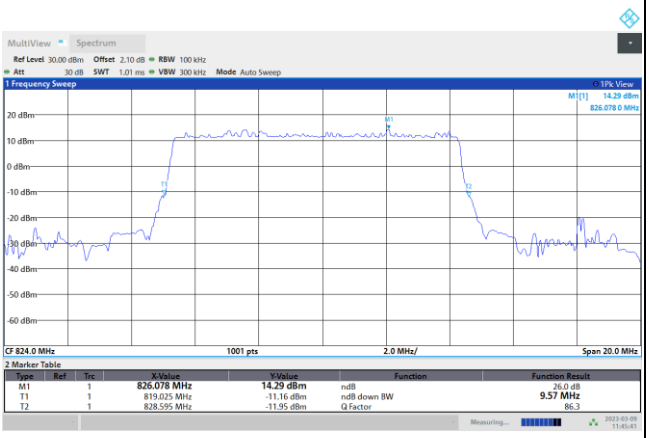

FR1 n26 / 10MHz / CP OFDM / Middle Channel / Full RB

QPSK

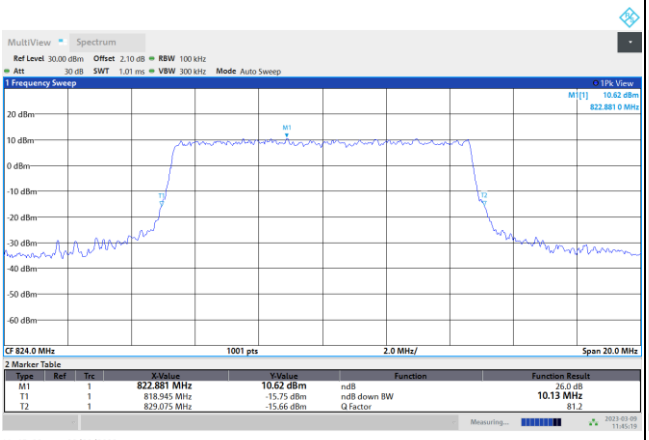

16QAM

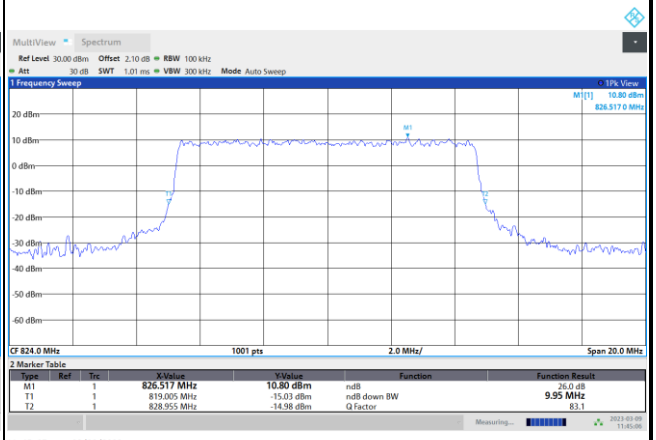

64QAM

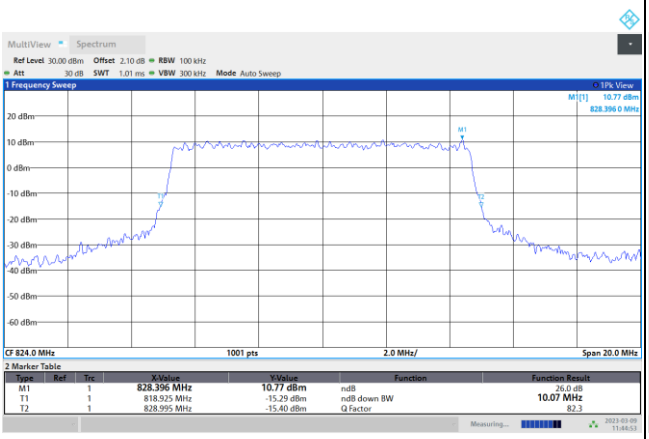

256QAM

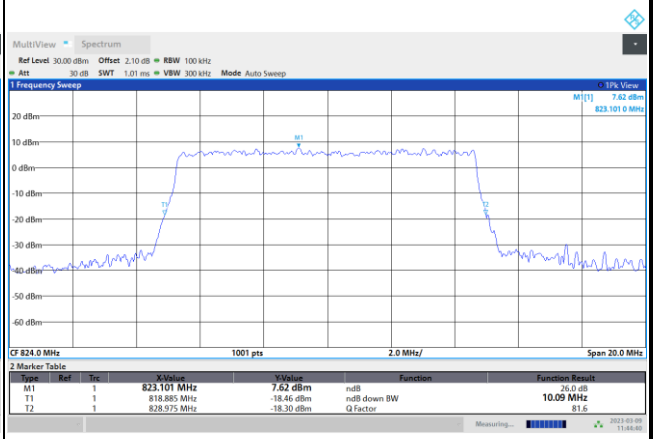

FR1 n26 / 15MHz / DFT-S OFDM / Middle Channel / Full RB

PI/2 BPSK

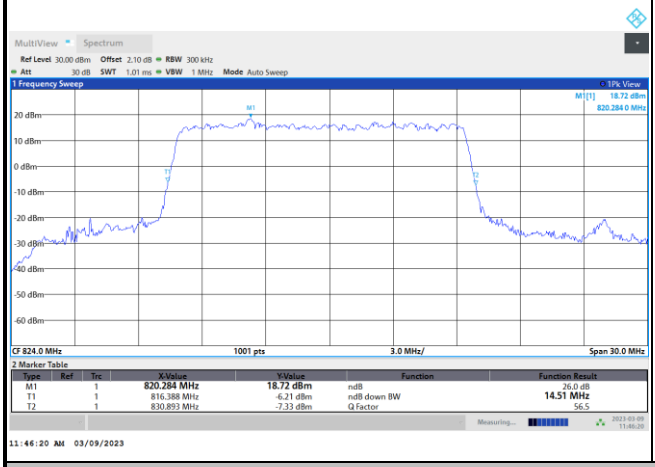

FR1 n26 / 15MHz / CP OFDM / Middle Channel / Full RB

QPSK

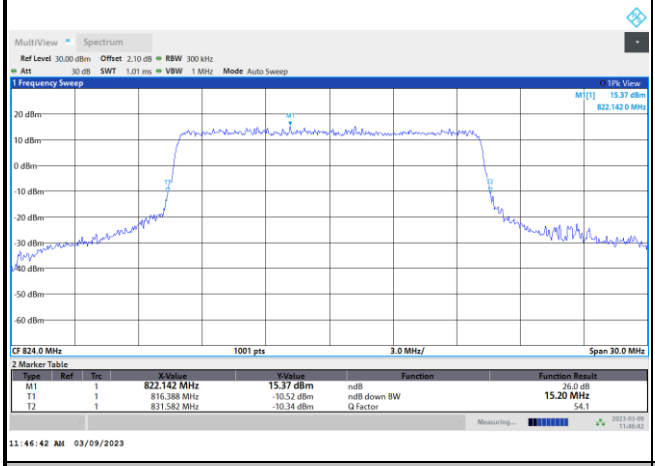

16QAM

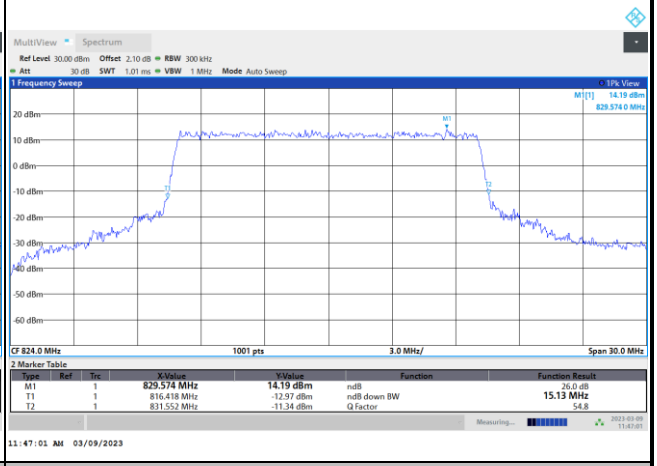

64QAM

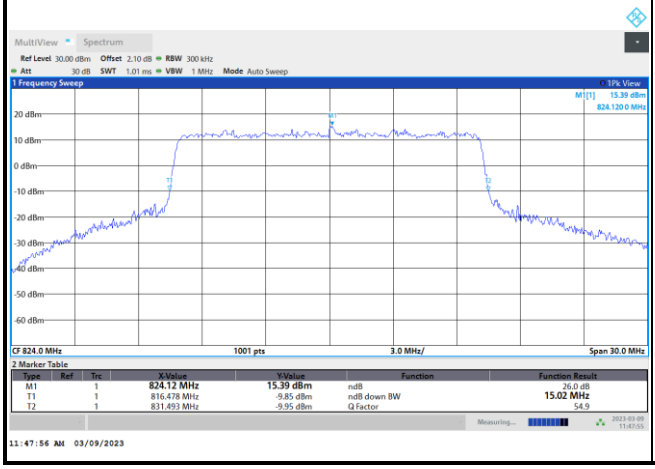

256QAM

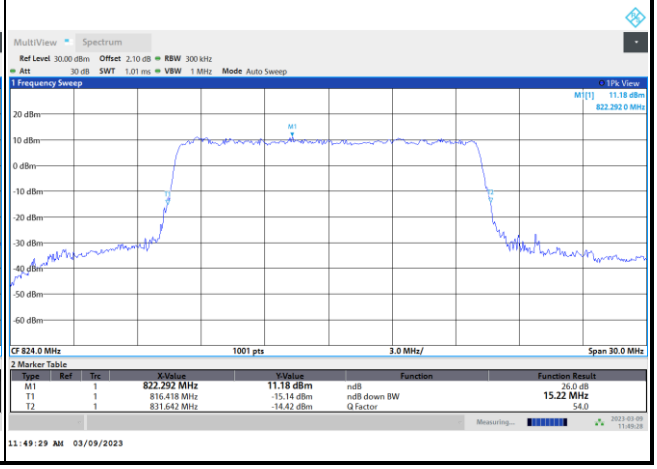

FR1 n26 / 20MHz / DFT-S OFDM / Middle Channel / Full RB

PI/2 BPSK

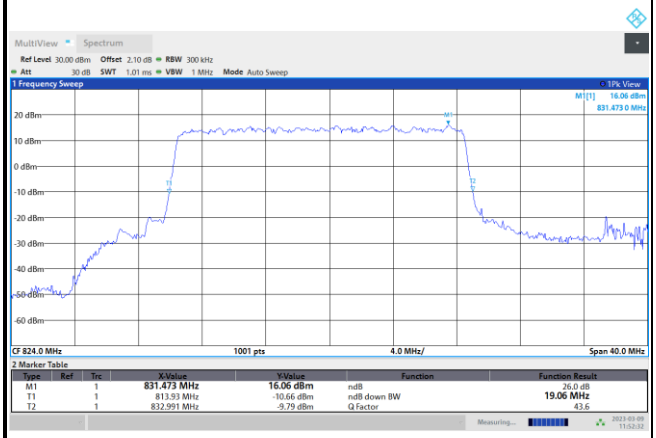

FR1 n26 / 20MHz / CP OFDM / Middle Channel / Full RB

QPSK

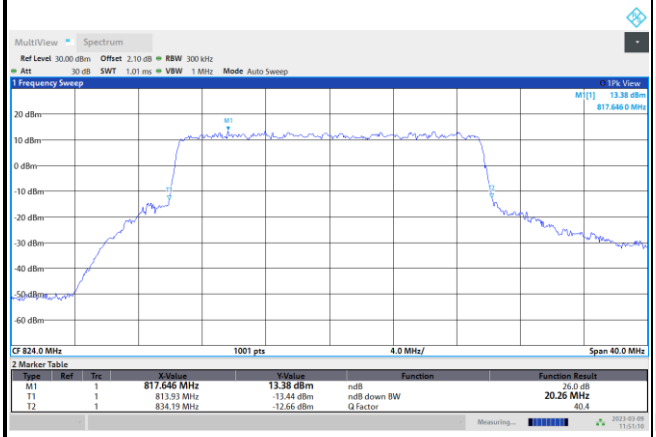

16QAM

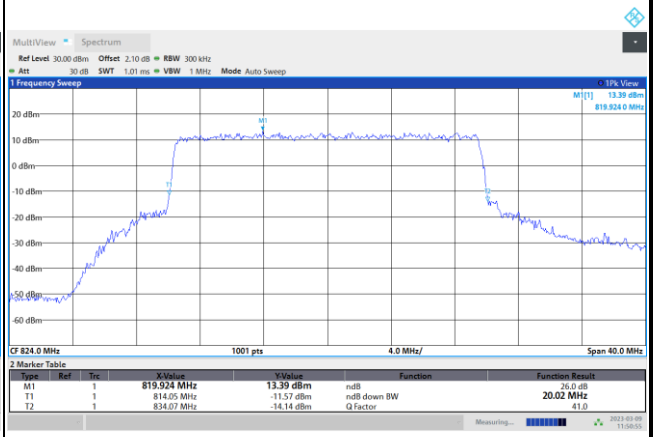

64QAM

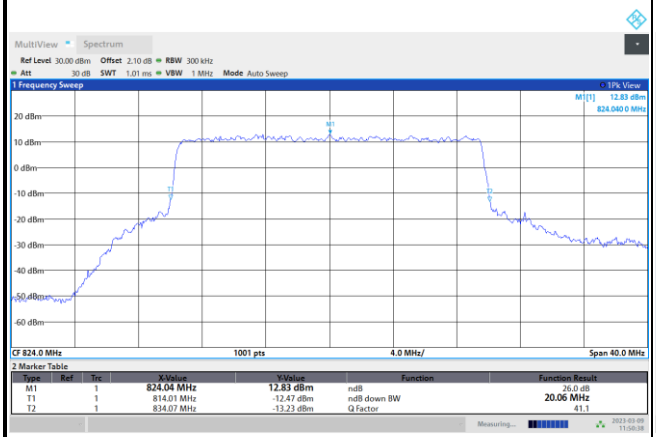

256QAM

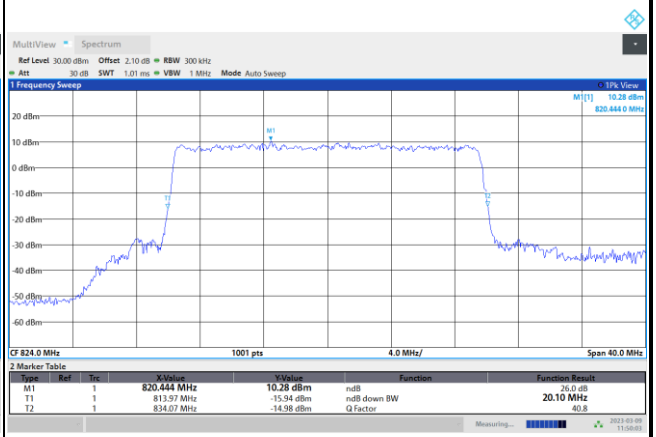

Occupied Bandwidth

Mode	FR1 n26 : 99%OBW(MHz) / DFT-S OFDM							
BW	5MHz		10MHz		15MHz		20MHz	
Mod.	PI/2 BPSK		PI/2 BPSK		PI/2 BPSK		PI/2 BPSK	
Middle CH	4.47		8.91		13.45		17.88	

Mode	FR1 n26 : 99%OBW (MHz) / CP OFDM							
BW	5MHz		10MHz		15MHz		20MHz	
Mod.	QPSK	16QAM	QPSK	16QAM	QPSK	16QAM	QPSK	16QAM
Middle CH	4.51	4.49	9.26	9.27	14.14	14.12	18.90	18.94
Mod.	64QAM	256QAM	64QAM	256QAM	64QAM	256QAM	64QAM	256QAM
Middle CH	4.50	4.50	9.28	9.29	14.17	14.11	18.93	19.00

FR1 n26 / 5MHz / DFT-S OFDM / Middle Channel / Full RB

PI/2 BPSK

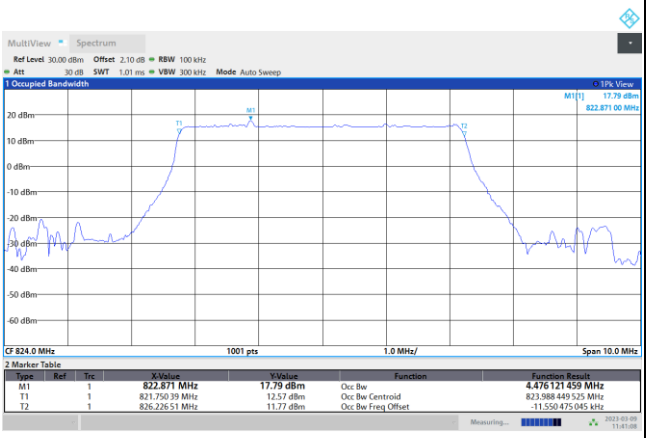

FR1 n26 / 5MHz / CP OFDM / Middle Channel / Full RB

QPSK

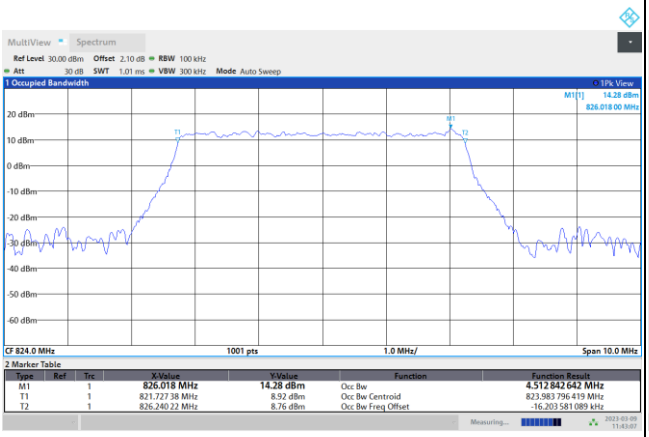

16QAM

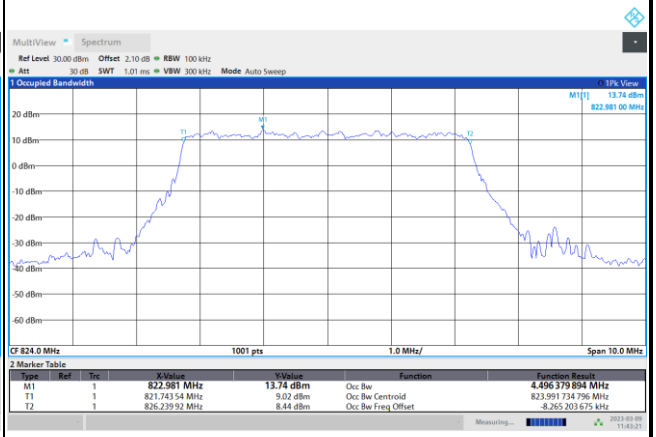

64QAM

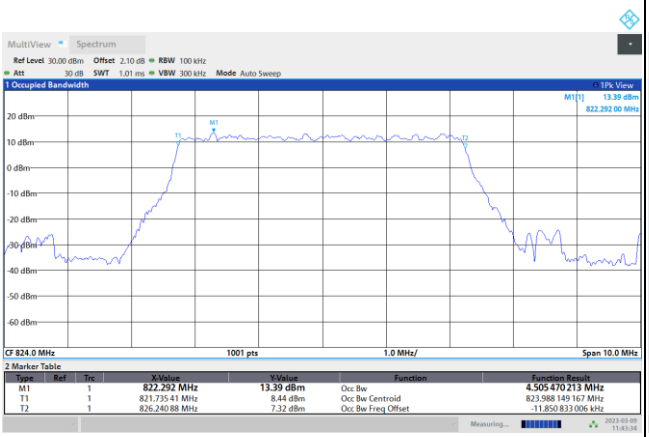

256QAM

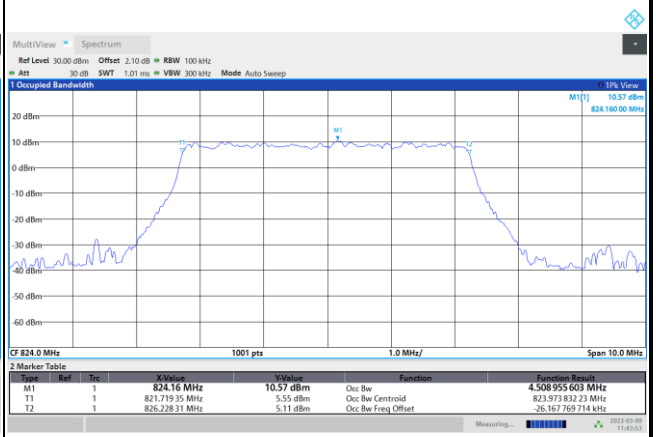

FR1 n26 / 10MHz / DFT-S OFDM / Middle Channel / Full RB

PI/2 BPSK

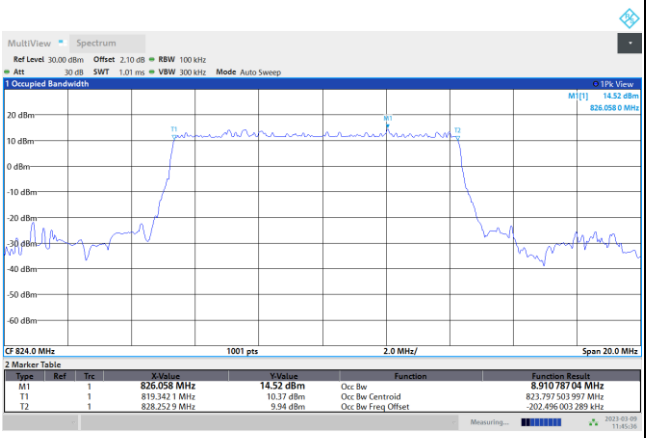

FR1 n26 / 10MHz / CP OFDM / Middle Channel / Full RB

QPSK

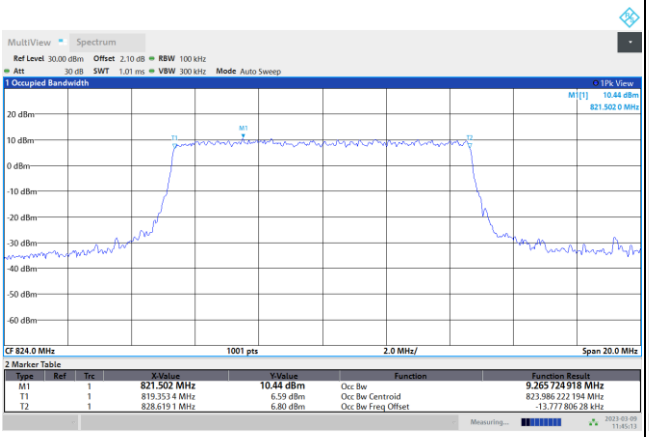

16QAM

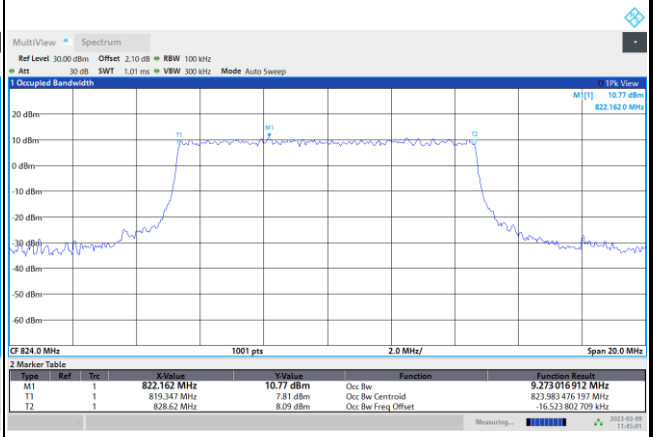

64QAM

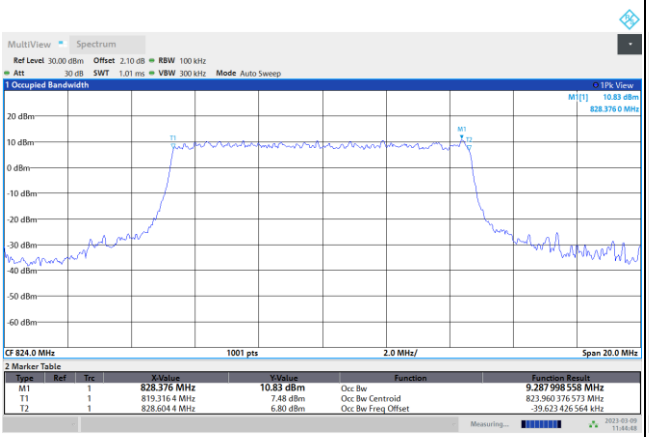

256QAM

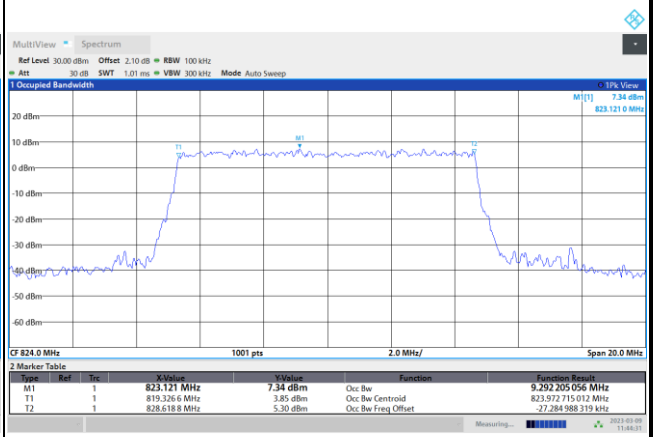

FR1 n26 / 15MHz / DFT-S OFDM / Middle Channel / Full RB

PI/2 BPSK

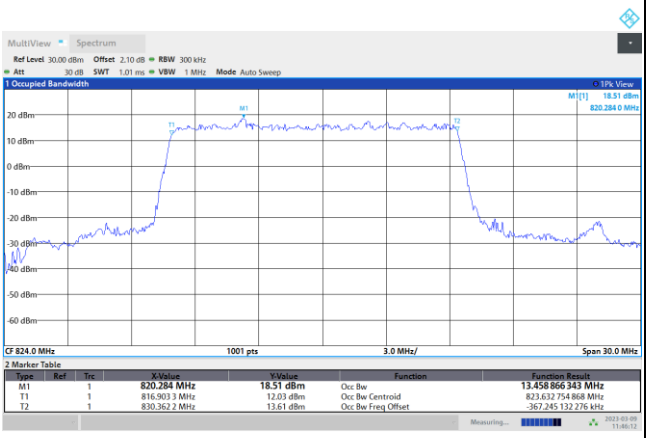

FR1 n26 / 15MHz / CP OFDM / Middle Channel / Full RB

QPSK

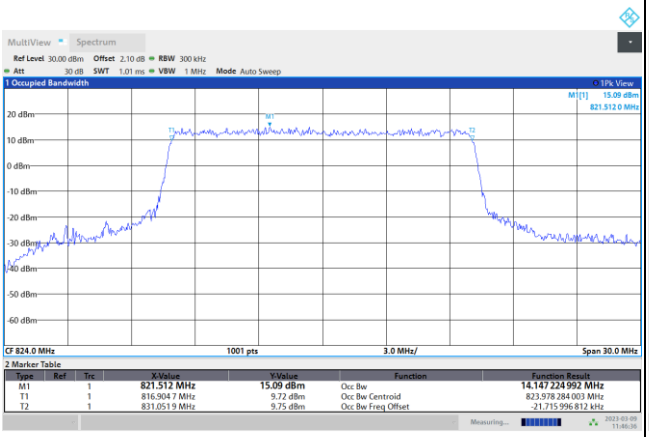

16QAM

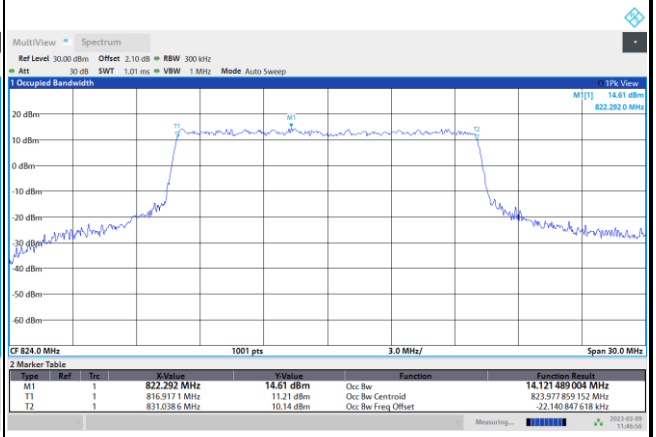

64QAM

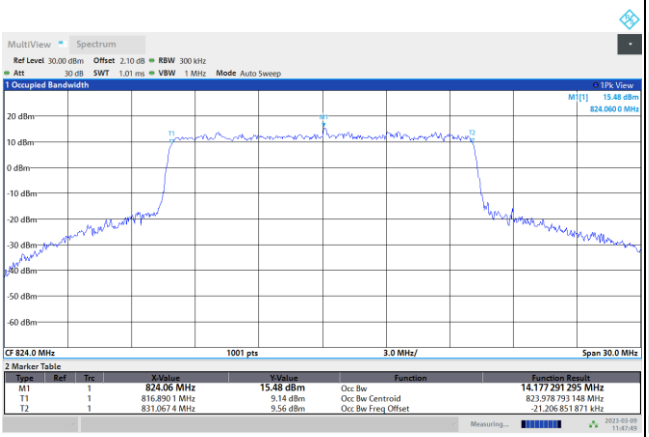

256QAM

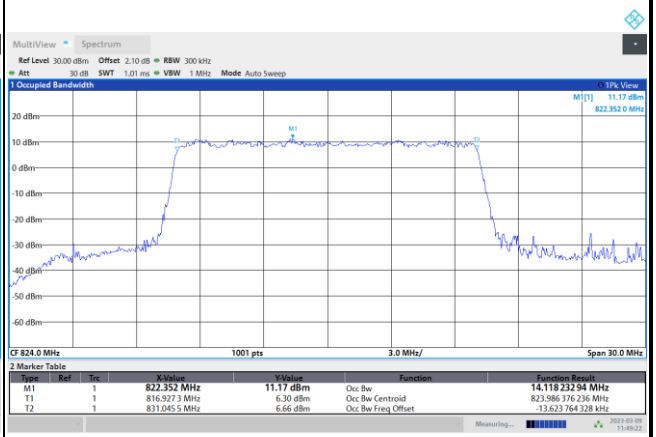

FR1 n26 / 20MHz / DFT-S OFDM / Middle Channel / Full RB

PI/2 BPSK

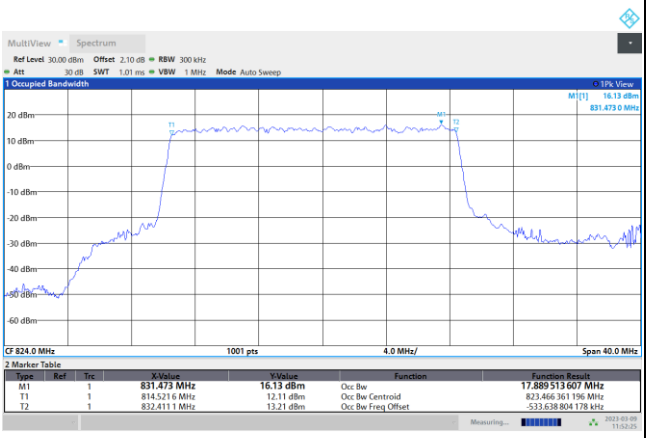

FR1 n26 / 20MHz / CP OFDM / Middle Channel / Full RB

QPSK

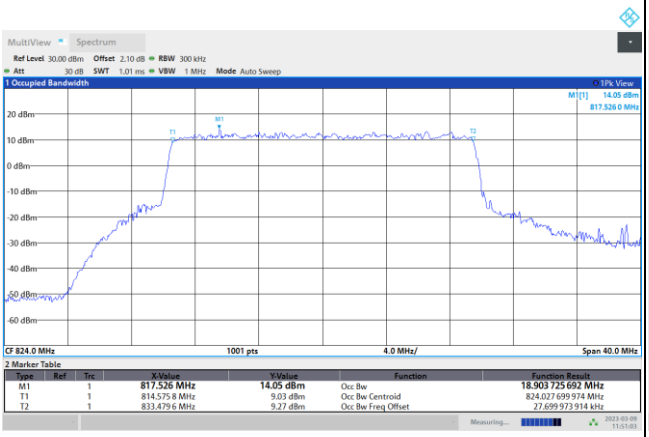

16QAM

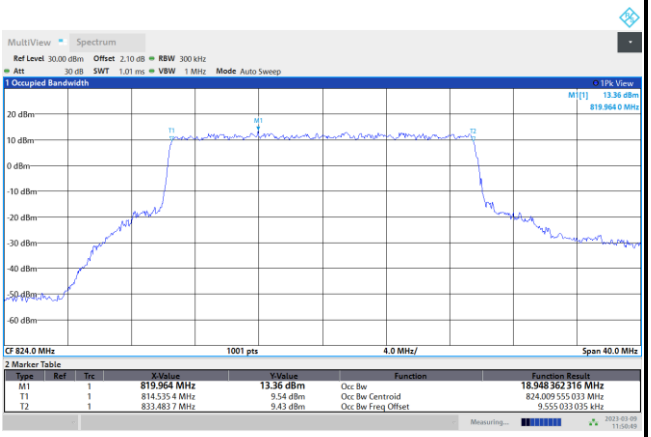

64QAM

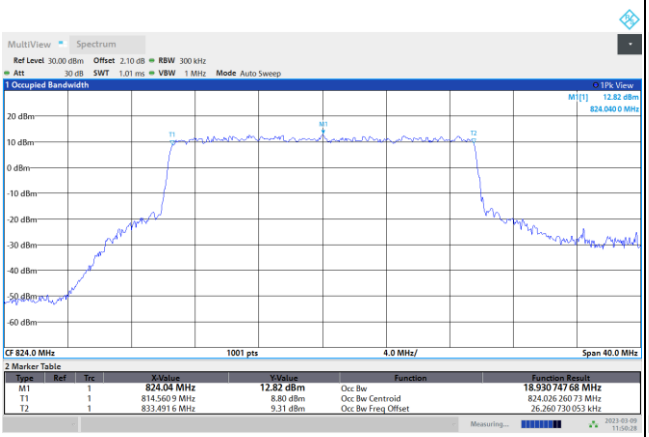

256QAM

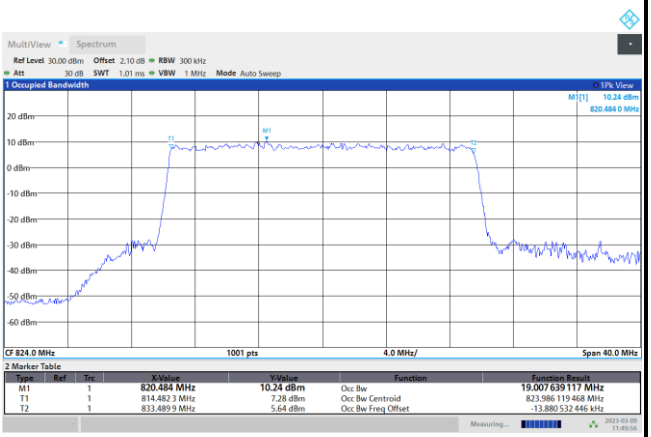

Emission masks – Out of band emissions

FR1 n26 / DFT-S OFDM / QPSK / 1RB1

5M

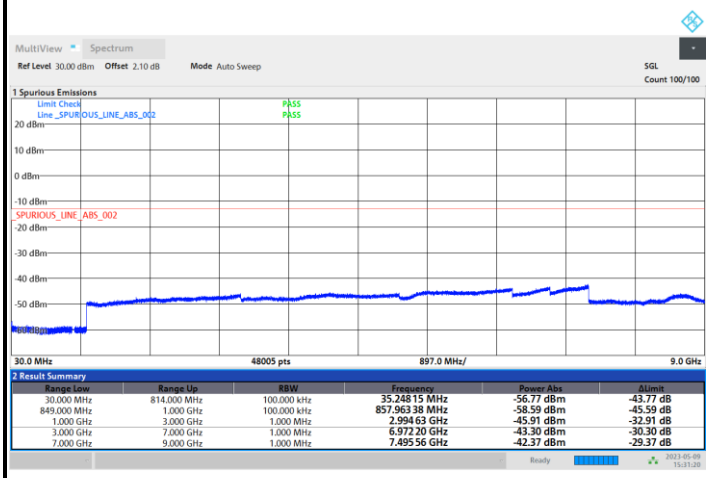

10M

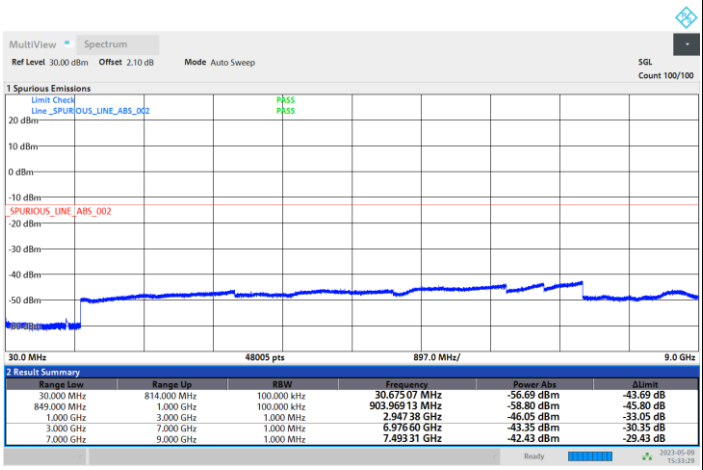

15M

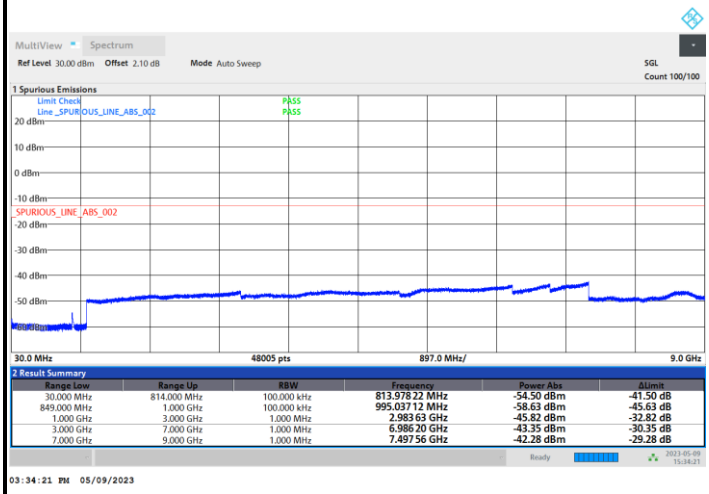

20M

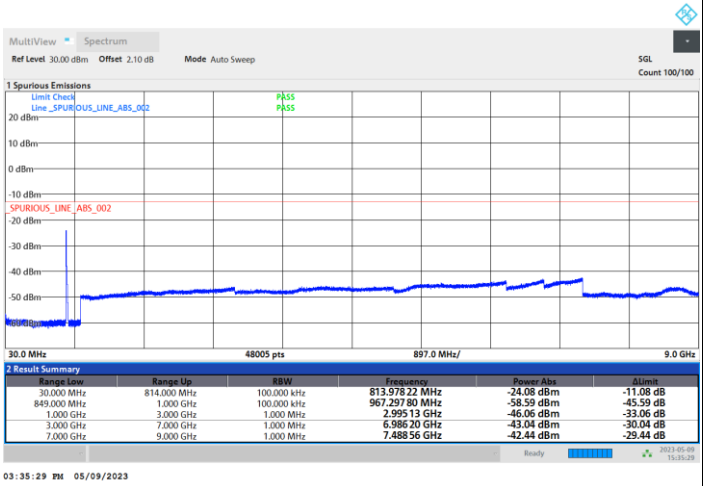

Frequency Stability

Test Conditions		FR1 n26 (BPSK) / Middle Channel	Limit
Temperature (°C)	Voltage (Volt)	BW 20MHz	Note 2.
		Deviation (ppm)	Result
50	Normal Voltage	0.0007	PASS
40	Normal Voltage	0.0004	
30	Normal Voltage	0.0041	
20(Ref.)	Normal Voltage	0.0000	
10	Normal Voltage	0.0008	
0	Normal Voltage	0.0010	
-10	Normal Voltage	0.0032	
-20	Normal Voltage	0.0029	
-30	Normal Voltage	0.0034	
20	Maximum Voltage	0.0008	
20	Normal Voltage	0.0000	
20	Battery End Point	0.0017	

Note:

1. Normal Voltage = 3.3 V.；Battery End Point (BEP) = 3.135 V.；Maximum Voltage = 4.4 V.
2. The frequency fundamental emissions stay within the authorized frequency block.

Appendix B. Test Results of Radiated Test

5G NR n26

NR SA n26 / 5MHz / BPSK									
Channel	Frequency (MHz)	ERP (dBm)	Limit (dBm)	Margin (dB)	SPA Reading (dBm)	S.G. Power (dBm)	TX Cable loss (dB)	TX Antenna Gain (dBi)	Polarization (H/V)
Lowest	1629	-63.48	-13	-50.48	-72.74	-66.84	3.86	9.37	H
	2443	-51.83	-13	-38.83	-65.44	-55.37	4.77	10.46	H
	3258	-58.83	-13	-45.83	-74.7	-63.11	5.52	11.95	H
									H
									H
									H
	1629	-60.37	-13	-47.37	-69.76	-63.73	3.86	9.37	V
	2443	-51.36	-13	-38.36	-65.21	-54.9	4.77	10.46	V
	3258	-57.91	-13	-44.91	-74.24	-62.19	5.52	11.95	V
									V
									V
									V
Middle	1634	-63.60	-13	-50.60	-72.87	-66.99	3.87	9.40	H
	2451	-49.69	-13	-36.69	-66.85	-53.26	4.78	10.50	H
	3268	-58.90	-13	-45.90	-74.76	-63.23	5.53	12.01	H
									H
									H
									H
	1634	-60.94	-13	-47.94	-70.34	-64.33	3.87	9.40	V
	2451	-54.46	-13	-41.46	-68.33	-58.03	4.78	10.50	V
	3268	-58.21	-13	-45.21	-74.54	-62.54	5.53	12.01	V
									V
									V
									V

Highest	1638	-60.66	-13	-47.66	-69.96	-64.07	3.87	9.43	H
	2458	-34.17	-13	-21.17	-47.75	-37.75	4.78	10.52	H
	3277	-58.21	-13	-45.21	-74.06	-62.59	5.53	12.06	H
									H
									H
									H
	1638	-59.02	-13	-46.02	-68.45	-62.43	3.87	9.43	V
	2458	-48.38	-13	-35.38	-62.26	-51.96	4.78	10.52	V
	3277	-58.26	-13	-45.26	-74.58	-62.64	5.53	12.06	V
									V
									V
									V

Remark: Spurious emissions within 30-1000MHz were found more than 20dB below limit line.

———THE END———