Testing Laboratory 3787

RADIO TEST REPORT

FCC ID	:	N89-711C341XV1
Equipment	:	BE11000 Wireless Tri Band Ceiling Mount Access Point
Brand Name	:	SonicFi
Model Name	:	RAP7110C-341X
Applicant	:	CyberTAN Technology Inc. No. 99, Park Avenue III Science-based Industrial Park Hsinchu Taiwan 308
Manufacturer	:	CyberTAN Technology Inc. No. 99, Park Avenue III Science-based Industrial Park Hsinchu Taiwan 308
Standard	:	47 CFR FCC Part 15.407

The product was received on May 14, 2024, and testing was started from May 14, 2024 and completed on Jul. 18, 2024. We, Sporton International Inc. Hsinchu Laboratory, would like to declare that the tested sample has been evaluated in accordance with the procedures given in ANSI C63.10-2013 and shown compliance with the applicable technical standards.

The test results in this report apply exclusively to the tested model / sample. Without written approval of Sporton International Inc. Hsinchu Laboratory, the test report shall not be reproduced except in full.

Approved by: Sam Chen

Sporton International Inc. Hsinchu Laboratory
No.8, Ln. 724, Bo'ai St., Zhubei City, Hsinchu County 302010, Taiwan (R.O.C.)

Table of Contents

History of this test report **3**

Summary of Test Result **4**

1 General Description **5**

1.1 Information 5
1.2 Applicable Standards 9
1.3 Testing Location Information 9
1.4 Measurement Uncertainty 10

2 Test Configuration of EUT **11**

2.1 Test Channel Mode 11
2.2 The Worst Case Measurement Configuration 13
2.3 EUT Operation during Test 14
2.4 Accessories 15
2.5 Support Equipment 15
2.6 Test Setup Diagram 17

3 Transmitter Test Result **20**

3.1 AC Power-line Conducted Emissions 20
3.2 Emission Bandwidth 22
3.3 Maximum Equivalent Isotopically Radiated Power (E.I.R.P.) 23
3.4 Peak Power Spectral Density (E.I.R.P.) 26
3.5 Unwanted Emissions 29
3.6 Contention Based Protocol 34

4 Test Equipment and Calibration Data **35**

Appendix A. Test Results of AC Power-line Conducted Emissions

Appendix B. Test Results of Emission Bandwidth

Appendix C. Test Results of Maximum Equivalent Isotopically Radiated Power (E.I.R.P.)

Appendix D. Test Results of Peak Power Spectral Density (E.I.R.P.)

Appendix E. Test Results of Unwanted Emissions

Appendix F. Test Results of Contention-Based Protocol

Appendix G. Test Photos

Photographs of EUT v01

History of this test report

Report No.	Version	Description	Issued Date
FR450311AC	01	Initial issue of report	Aug. 27, 2024

Summary of Test Result

Report Clause	Ref Std. Clause	Test Items	Result (PASS/FAIL)	Remark
1.1.2	15.203	Antenna Requirement	PASS	-
3.1	15.207	AC Power-line Conducted Emissions	PASS	-
3.2	15.407(a)	Emission Bandwidth	PASS	-
3.3	15.407(a)	Maximum Equivalent Isotopically Radiated Power (E.I.R.P.)	PASS	-
-	15.407(a)	Proper Power Adjustment	N/A	Non-Dual Client or non-Standard Client w/o test
3.4	15.407(a)	Peak Power Spectral Density (E.I.R.P.)	PASS	-
3.5	15.407(b)	Unwanted Emissions	PASS	-
3.6	15.407(d)	Contention-Based Protocol	PASS	-

Conformity Assessment Condition:

1. The test results (PASS/FAIL) with all measurement uncertainty excluded are presented against the regulation limits or in accordance with the requirements stipulated by the applicant/manufacturer who shall bear all the risks of non-compliance that may potentially occur if measurement uncertainty is taken into account.
2. The measurement uncertainty please refer to each test result in the chapter "Measurement Uncertainty".

Disclaimer:

The product specifications of the EUT presented in the test report that may affect the test assessments are declared by the manufacturer who shall take full responsibility for the authenticity.

Reviewed by: Sam Chen
Report Producer: Cathy Chiu

1 General Description

1.1 Information

1.1.1 RF General Information

Frequency Range (MHz)	IEEE Std. 802.11	Ch. Frequency (MHz)	Channel Number
5925-7125	ax (HEW20), be (EHT20)	5955-7115	1-233 [59]
5925-7125	ax (HEW40), be (EHT40)	5965-7085	3-227 [29]
5925-7125	ax (HEW80), be (EHT80)	5985-7025	7-215 [14]
5925-7125	ax (HEW160), be (EHT160)	6025-6985	15-207 [7]
5925-7125	be (EHT320)	6105-6905	31-191 [6]

Band	Mode	BWch (MHz)	Nant
5.925-7.125GHz	802.11ax HEW20	20	2TX
5.925-7.125GHz	802.11ax HEW20-BF	20	2TX
5.925-7.125GHz	802.11be EHT20	20	2TX
5.925-7.125GHz	802.11be EHT20-BF	20	2TX
5.925-7.125GHz	802.11ax HEW40	40	2TX
5.925-7.125GHz	802.11ax HEW40-BF	40	2TX
5.925-7.125GHz	802.11be EHT40	40	2TX
5.925-7.125GHz	802.11be EHT40-BF	40	2TX
5.925-7.125GHz	802.11ax HEW80	80	2TX
5.925-7.125GHz	802.11ax HEW80-BF	80	2TX
5.925-7.125GHz	802.11be EHT80	80	2TX
5.925-7.125GHz	802.11be EHT80-BF	80	2TX
5.925-7.125GHz	802.11ax HEW160	160	2TX
5.925-7.125GHz	802.11ax HEW160-BF	160	2TX
5.925-7.125GHz	802.11be EHT160	160	2TX
5.925-7.125GHz	802.11be EHT160-BF	160	2TX
5.925-7.125GHz	802.11be EHT320	320	2TX
5.925-7.125GHz	802.11be EHT320-BF	320	2TX

Note:
- 11a use a combination of OFDM-BPSK, QPSK, 16QAM, 64QAM modulation.
- HEW20, HEW40, HEW80 and HEW160 use a combination of OFDMA-BPSK, QPSK, 16QAM, 64QAM, 256QAM, 1024QAM modulation.
- EHT20, EHT40, EHT80 and EHT160, EHT320 use a combination of OFDMA-BPSK, QPSK, 16QAM, 64QAM, 256QAM, 1024QAM, 4096QAM modulation.
- BWch is the nominal channel bandwidth.

1.1.2 Antenna Information

Ant.	Port			Brand	Model Name	Antenna Type	Connector	Gain (dBi)
	2.4GHz	5GHz	6GHz					
1	1	-	-	Galtronics	02102073-08050-1	Dipole Antenna	I-PEX	Note1
2	2	-	-	Galtronics	02102073-08050-2	Dipole Antenna	I-PEX	
3	-	1	-	Galtronics	02102142-08050-1	Dipole Antenna	I-PEX	
4	-	2	-	Galtronics	02102142-08050-2	Dipole Antenna	I-PEX	
5	-	-	1	Galtronics	02102475-08050-1	Dipole Antenna	I-PEX	
6	-	-	2	Galtronics	02102475-08050-2	Dipole Antenna	I-PEX	

Note1:

Ant.	Antenna Gain (dBi)								
	WLAN 2.4GHz	WLAN 5GHz UNII 1	WLAN 5GHz UNII 2A	WLAN 5GHz UNII 2C	WLAN 5GHz UNII 3	WLAN 6GHz UNII 5	WLAN 6GHz UNII 6	WLAN 6GHz UNII 7	WLAN 6GHz UNII 8
1	2.45	-	-	-	-	-	-	-	-
2	2.65	-	-	-	-	-	-	-	-
3	-	1.53	2.17	2.17	2.16	-	-	-	-
4	-	3.55	3.55	3.53	3.23	-	-	-	-
5	-	-	-	-	-	2.07	2.24	1.99	2.10
6	-	-	-	-	-	2.55	2.42	2.65	2.15

Note2: The above information was declared by manufacturer.
Note3: The lowest gain is 1.63dBi at 6GHz.

Note4: Directional gain information

Type	Maximum Output Power	Power Spectral Density
Non-BF	Directional gain = Max.gain + array gain. For power measurements on IEEE 802.11 devices Array Gain = 0 dB (i.e., no array gain) for N ANT ≤ 4	$DirectionalGain = 10 \cdot \log\left[\frac{\sum_{j=1}^{N_{sp}}\left[\sum_{k=1}^{N_{ant}} g_{j,k}\right]^2}{N_{ANT}}\right]$
BF	$DirectionalGain = 10 \cdot \log\left[\frac{\sum_{j=1}^{N_{sp}}\left[\sum_{k=1}^{N_{ant}} g_{j,k}\right]^2}{N_{ANT}}\right]$	$DirectionalGain = 10 \cdot \log\left[\frac{\sum_{j=1}^{N_{sp}}\left[\sum_{k=1}^{N_{ant}} g_{j,k}\right]^2}{N_{ANT}}\right]$

Ex.

Directional Gain (NSS1) formula :

$$DirectionalGain = 10 \cdot \log\left[\frac{\sum_{j=1}^{N_{sp}}\left[\sum_{k=1}^{N_{ant}} g_{j,k}\right]^2}{N_{ANT}}\right]$$

NSS1(g1,1) = $10^{G1/20}$; NSS1(g1,2)= $10^{G2/20}$; NSS1(g1,2)= $10^{G3/20}$; NSS1(g1,2)= $10^{G4/20}$

gj,k =(Nss1(g1,1) + Nss1(g1,2) + Nss1(g1,3) + Nss1(g1,4))^2

DG = 10 log[(Nss1(g1,1) + Nss1(g1,2) + Nss1(g1,3) + Nss1(g1,4))^2 / N_{ANT}] => 10 log[($10^{G1/20}$ + $10^{G2/20}$ + $10^{G3/20}$ + $10^{G4/20}$)^2 / N_{ANT}]

Where ;

2.4G G1=2.45 dBi; G2 = 2.65 dBi;

5G UNII-1 G1=1.53 dBi; G2 = 3.55 dBi;

5G UNII-2A G1=2.17 dBi; G2 = 3.55 dBi;

5G UNII-2C G1=2.17 dBi; G2 = 3.53 dBi;

5G UNII-3 G1=2.16 dBi; G2 = 3.23dBi;

2.4G DG=5.56 dBi;

5G UNII-1 DG=5.61 dBi;

5G UNII-2A DG=5.90 dBi;

5G UNII-2C DG=5.89 dBi;

5G UNII-3 DG=5.72dBi;

For 2.4GHz function:
For IEEE 802.11b/g/n/VHT/ax/be (2TX/2RX):
Port 1 and Port 2 can be used as transmitting/receiving antenna.
Port 1 and Port 2 could transmit/receive simultaneously.

For 5GHz function:
For IEEE 802.11a/n/ac/ax/be (2TX/2RX):
Port 1 and Port 2 can be used as transmitting/receiving antenna.
Port 1 and Port 2 could transmit/receive simultaneously.

For 6GHz function:
For IEEE 802.11ax/be (2TX/2RX):
Port 1 and Port 2 can be used as transmitting/receiving antenna.
Port 1 and Port 2 could transmit/receive simultaneously.

1.1.3 Mode Test Duty Cycle

Mode	DC	DCF (dB)	T (s)	VBW (Hz)_1/T
802.11be EHT20-BF_Nss 1,(M0)	0.952	0.21	3.727m	300
802.11be EHT40-BF_Nss 1,(M0)	0.958	0.19	3.727m	300
802.11be EHT80-BF_Nss 1,(M0)	0.957	0.19	3.912m	300
802.11be EHT160-BF_Nss 1,(M0)	0.947	0.24	3.912m	300
802.11be EHT320-BF_Nss 1,(M0)	0.94	0.27	3.958m	300

Note:
- DC is Duty Cycle.
- DCF is Duty Cycle Factor.

1.1.4 EUT Operational Condition

EUT Power Type	From Power Adapter or PoE			
Beamforming Function	☒	With beamforming	☐	Without beamforming
	The product has beamforming function for n/VHT/ax/be in 2.4GHz, n/ac/ax/be in 5GHz and ax/be in 6GHz.			
Device Type	☒	Indoor Access Point	☐	Subordinate
	☐	Indoor Client	☐	Standard Power Access Point
	☐	Dual Client	☐	Standard Client
	☐	Fixed Client	☐	Very Low Power
Condition of EUT	☒	Indoor	☐	Outdoor
Channel Puncturing Function	☐	Supported Static Puncturing		
	☐	Supported Dynamic Puncturing		
	☒	Unsupported		
Support RU	☒	Full RU	☐	Partial RU
Test Software Version	For Non-beamforming mode: QSPR V6.00.00114.1 For Beamforming mode: DOS [ver 6.1.7601]			
Software / Firmware Version for CBP	OpenWrt 19.07-SNAPSHOT unknown / LuCI unknown			

Note: The above information was declared by manufacturer.

1.2 Applicable Standards

According to the specifications of the manufacturer, the EUT must comply with the requirements of the following standards:

- 47 CFR FCC Part 15.407
- ANSI C63.10-2013
- FCC KDB 789033 D02 v02r01

The following reference test guidance is not within the scope of accreditation of TAF.

- FCC KDB 987594 D02 v02r01
- FCC KDB 662911 D01 v02r01
- FCC KDB 412172 D01 v01r01
- FCC KDB 414788 D01 v01r01

1.3 Testing Location Information

Testing Location Information	
Test Lab.：Sporton International Inc. Hsinchu Laboratory	
Hsinchu	ADD: No.8, Ln. 724, Bo'ai St., Zhubei City, Hsinchu County 302010, Taiwan (R.O.C.)
(TAF: 3787)	TEL: 886-3-656-9065 FAX: 886-3-656-9085
	Test site Designation No. TW3787 with FCC.
	Conformity Assessment Body Identifier (CABID) TW3787 with ISED.

Test Condition	Test Site No.	Test Engineer	Test Environment (°C / %)	Test Date
RF Conducted (For other tests)	TH01-CB	Owen Hsu	23.3~24.8 / 61~64	May 16, 2024~ Jul. 02, 2024
Radiated below 1GHz	03CH06-CB	Gordon Hung	21.7~22.9 / 58~62	Jul. 18, 2024
RF Radiated (E.I.R.P. Power/PSD) and Radiated above 1GHz	03CH01-CB	Gordon Hung	22.6~23.2 / 59~63	May 14, 2024~ Jun. 29, 2024
	03CH02-CB	Gordon Hung	22.3~22.9 / 57~63	May 14, 2024~ Jun. 29, 2024
	03CH03-CB	Gordon Hung	22.4~23.9 / 59~60	May 14, 2024~ Jun. 29, 2024
	03CH06-CB	Gordon Hung	21.7~22.9 / 58~62	May 14, 2024~ Jun. 29, 2024
AC Conduction	CO01-CB	Elvin Yeh	22~23 / 52~53	May 29, 2024
RF Conducted (Contention-Based Protocol test)	DF02-CB	Simmon Cheng	23.3~23.8 / 60~66	Jun. 25, 2024~ Jun. 26, 2024

1.4 Measurement Uncertainty

ISO/IEC 17025 requires that an estimate of the measurement uncertainties associated with the emissions test results be included in the report. The measurement uncertainties given below are based on a 95% confidence level (based on a coverage factor (k=2)

Test Date: Before May 28, 2024

Test Items	Uncertainty	Remark
Radiated Emission (1GHz ~ 18GHz)	4.1 dB	Confidence levels of 95%
Radiated Emission (18GHz ~ 40GHz)	4.2 dB	Confidence levels of 95%
Conducted Emission	3.1 dB	Confidence levels of 95%
Output Power Measurement	0.8 dB	Confidence levels of 95%
Power Density Measurement	3.1 dB	Confidence levels of 95%
Bandwidth Measurement	2.2%	Confidence levels of 95%

Test Date: After May 27, 2024

Test Items	Uncertainty	Remark
Conducted Emission (150kHz ~ 30MHz)	3.4 dB	Confidence levels of 95%
Radiated Emission (9kHz ~ 30MHz)	4.1 dB	Confidence levels of 95%
Radiated Emission (30MHz ~ 1,000MHz)	4.2 dB	Confidence levels of 95%
Radiated Emission (1GHz ~ 18GHz)	4.2 dB	Confidence levels of 95%
Radiated Emission (18GHz ~ 40GHz)	4.0 dB	Confidence levels of 95%
Conducted Emission	3.1 dB	Confidence levels of 95%
Output Power Measurement	0.8 dB	Confidence levels of 95%
Power Density Measurement	3.1 dB	Confidence levels of 95%
Bandwidth Measurement	2.1 %	Confidence levels of 95%

2 Test Configuration of EUT

2.1 Test Channel Mode

Mode
802.11be EHT20-BF_Nss1,(MCS0)_2TX
5955MHz
6175MHz
6415MHz
6435MHz
6475MHz
6515MHz
6535MHz
6695MHz
6875MHz
6895MHz
6995MHz
7095MHz
7115MHz
802.11be EHT40-BF_Nss1,(MCS0)_2TX
5965MHz
6165MHz
6405MHz
6445MHz
6485MHz
6525MHz
6565MHz
6685MHz
6885MHz
6925MHz
7005MHz
7085MHz
802.11be EHT80-BF_Nss1,(MCS0)_2TX
5985MHz
6145MHz
6385MHz
6465MHz
6545MHz
6625MHz
6705MHz
6785MHz
6865MHz
6945MHz
7025MHz
802.11be EHT160-BF_Nss1,(MCS0)_2TX
6025MHz
6185MHz

6345MHz
6505MHz
6665MHz
6825MHz
6985MHz
802.11be EHT320-BF_Nss1,(MCS0)_2TX
6105MHz
6265MHz
6425MHz
6585MHz
6745MHz
6905MHz

Note:
- Evaluated EHT20/EHT40/EHT80/EHT160 mode only due to the similar modulation. The power setting of HEW20/HEW40/HEW80/HEW160 mode are the same or lower than EHT20/EHT40/EHT80/ EHT160.
- The EUT supports non-beamforming and beamforming modes, after evaluating, the beamforming mode has been selected to test.

2.2 The Worst Case Measurement Configuration

The Worst Case Mode for Following Conformance Tests	
Tests Item	AC power-line conducted emissions
Condition	AC power-line conducted measurement for line and neutral Test Voltage: 120Vac / 60Hz
Operating Mode	Normal Link
1	EUT + Adapter
2	EUT + PoE
For operating mode 1 is the worst case and it was record in this test report.	

The Worst Case Mode for Following Conformance Tests	
Tests Item	Emission Bandwidth Contention Based Protocol
Test Condition	Conducted measurement at transmit chains

The Worst Case Mode for Following Conformance Tests	
Tests Item	Maximum Equivalent Isotopically Radiated Power (E.I.R.P.) Peak Power Spectral Density (E.I.R.P.)
Test Condition	Radiated measurement at transmit chains
After evaluating, and the worst case was found at Z axis, so it was selected to perform test and its test result was written in the report.	
1	EUT in Z axis

The Worst Case Mode for Following Conformance Tests	
Tests Item	Unwanted Emissions
Test Condition	Radiated measurement If EUT consist of multiple antenna assembly (multiple antenna are used in EUT regardless of spatial multiplexing MIMO configuration), the radiated test should be performed with highest antenna gain of each antenna type.
Operating Mode < 1GHz	CTX
1	EUT in Z axis + WLAN 2.4GHz + Adapter
2	EUT in Z axis + WLAN 2.4GHz + PoE
Mode 2 has been evaluated to be the worst case among Mode 1~2, thus measurement for Mode 3 ~ 4 will follow this same test mode.	
3	EUT in Z axis + WLAN 5GHz + PoE
4	EUT in Z axis + WLAN 6GHz + PoE
For operating mode 4 is the worst case and it was record in this test report.	

Operating Mode > 1GHz	CTX
After evaluating, and the worst case was found at Z axis, so it was selected to perform test and its test result was written in the report.	
1	EUT in Z axis

The Worst Case Mode for Following Conformance Tests	
Tests Item	Emission MASK
Test Condition	Conducted measurement at transmit chains

The Worst Case Mode for Following Conformance Tests	
Tests Item	Simultaneous Transmission Analysis - Co-location RF Exposure Evaluation
Operating Mode	
1	WLAN 2.4GHz + WLAN 5GHz + WLAN 6GHz
Refer to Sporton Test Report No.: FA450311 for Co-location RF Exposure Evaluation.	

Note: The PoE below is for measurement only, would not be marketed.
The PoE information as below:

Support Unit	Brand Name	Model Number
PoE	Delta	ADH-65AR N

2.3 EUT Operation during Test

For CTX Mode:

non-beamforming mode:

The EUT was programmed to be in continuously transmitting mode.

beamforming mode:

During the test, the following programs under WIN 10 were executed.
The program was executed as follows:
1. During the test, the EUT operation to normal function.
2. Executed command fixed test channel under DOS.
3. Executed "Lantest.exe" to link with the remote workstation to transmit and receive packet by Client and transmit duty cycle no less than 98%.

For Normal Link:

During the test, the EUT operation to normal function.

2.4 Accessories

Accessories			
Equipment Name	**Brand Name**	**Model Name**	**Rating**
Adapter	Ktec	KSA-30W-120250VU	INPUT:100-240V ~ 50/60Hz, 1.0A OUTPUT: 12V, 2.5A
Other			
Mounting kit*1			

2.5 Support Equipment

For AC Conduction:

Support Equipment				
No.	**Equipment**	**Brand Name**	**Model Name**	**FCC ID**
A	10G LAN PC	DELL	OPTIPLEX 3010	N/A
B	2.4G NB	DELL	E6430	N/A
C	5G NB	DELL	E6430	N/A
D	6G NB	DELL	E7240	N/A
E	6G Device	INTEL	BE200	PD9BE200NG

For Radiated (below 1GHz):

Support Equipment				
No.	**Equipment**	**Brand Name**	**Model Name**	**FCC ID**
A	Notebook	DELL	E4300	N/A

For Radiated (above 1GHz) and RF Radiated (Maximum Equivalent Isotopically Radiated Power (E.I.R.P.) and Peak Power Spectral Density (E.I.R.P.) and Radiated (above 1GHz):

Support Equipment				
No.	**Equipment**	**Brand Name**	**Model Name**	**FCC ID**
A	Notebook	DELL	E4300	N/A
B	Client	SonicFi	RAP7110C-341X	N/A
C	Notebook	DELL	E4300	N/A

For RF Conducted:

Support Equipment				
No.	**Equipment**	**Brand Name**	**Model Name**	**FCC ID**
A	Notebook	DELL	E4300	N/A
B	Notebook	DELL	E4300	N/A
C	Client	SonicFi	RAP7110C-341X	N/A

For RF Conducted (Contention Based Protocol test):

Support Equipment				
No.	**Equipment**	**Brand Name**	**Model Name**	**FCC ID**
A	Notebook	DELL	E4300	N/A
B	Notebook	DELL	E4300	N/A
C	Controller	CyberTAN	EY006-A1	N/A
D	Client	CyberTAN	RAP7110C-341X	N/A

2.6 Test Setup Diagram

Test Setup Diagram – AC Line Conducted Emission Test

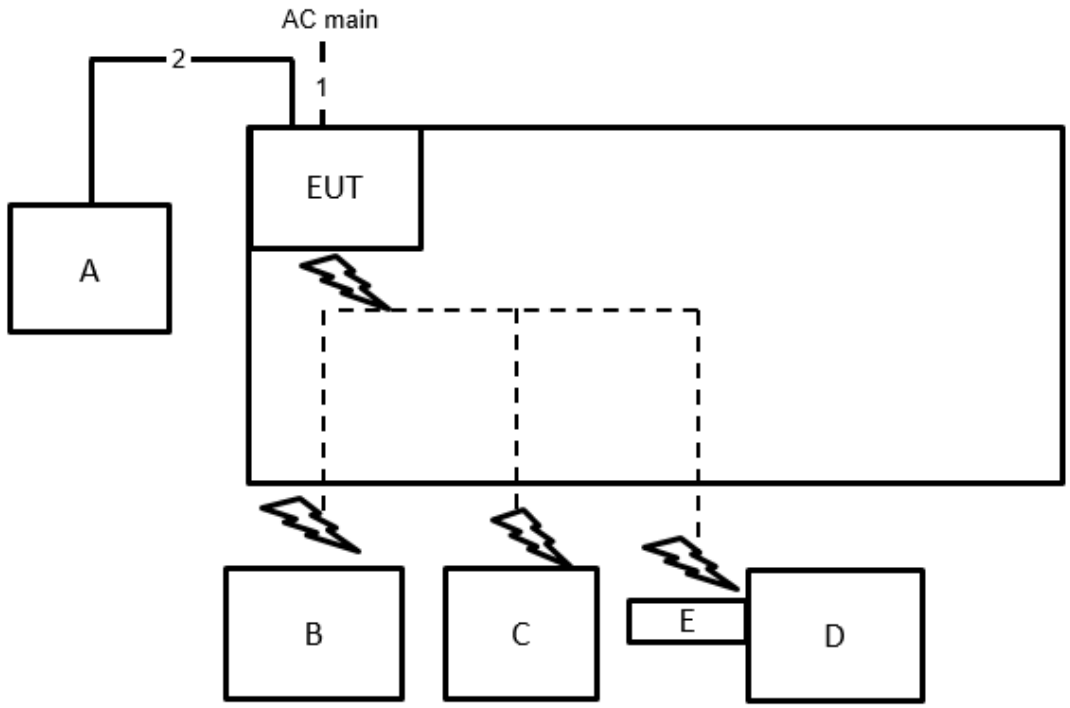

Item	Connection	Shielded	Length
1	Power cable	No	1.5m
2	RJ-45 cable	No	10m

Test Setup Diagram - Radiated Test < 1GHz

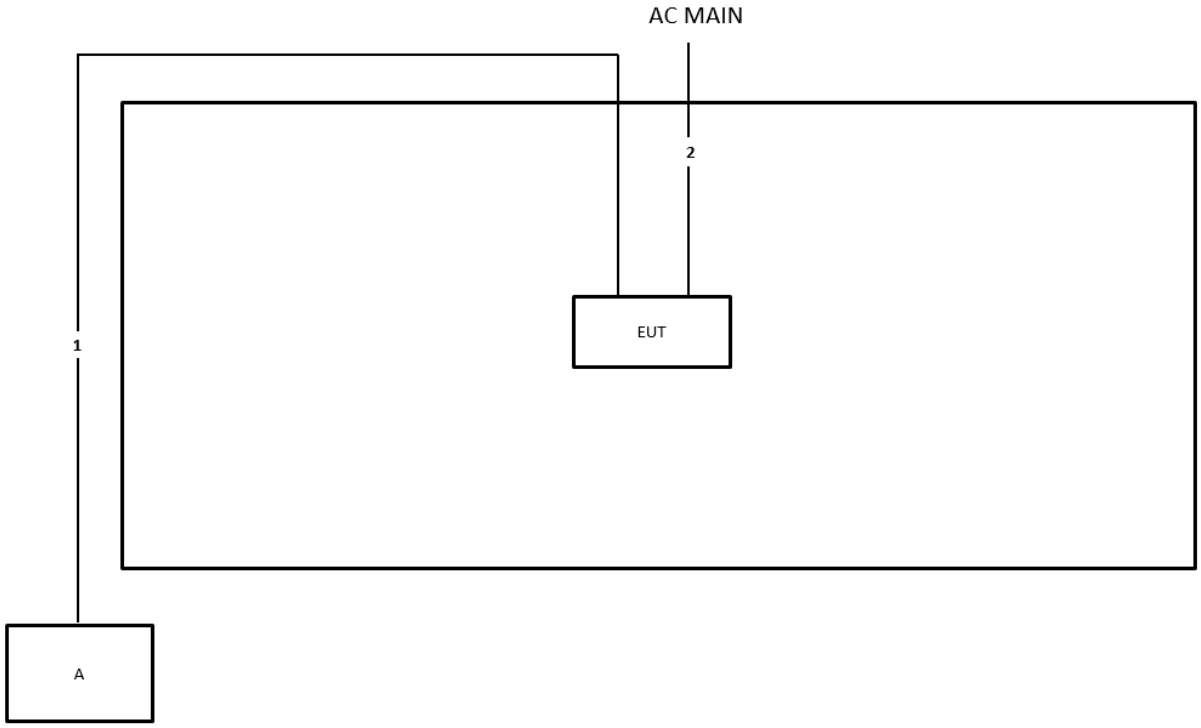

Item	Connection	Shielded	Length
1	RJ-45 cable	No	10m
2	Power cable	No	1.5m

Test Setup Diagram - Radiated Test > 1GHz

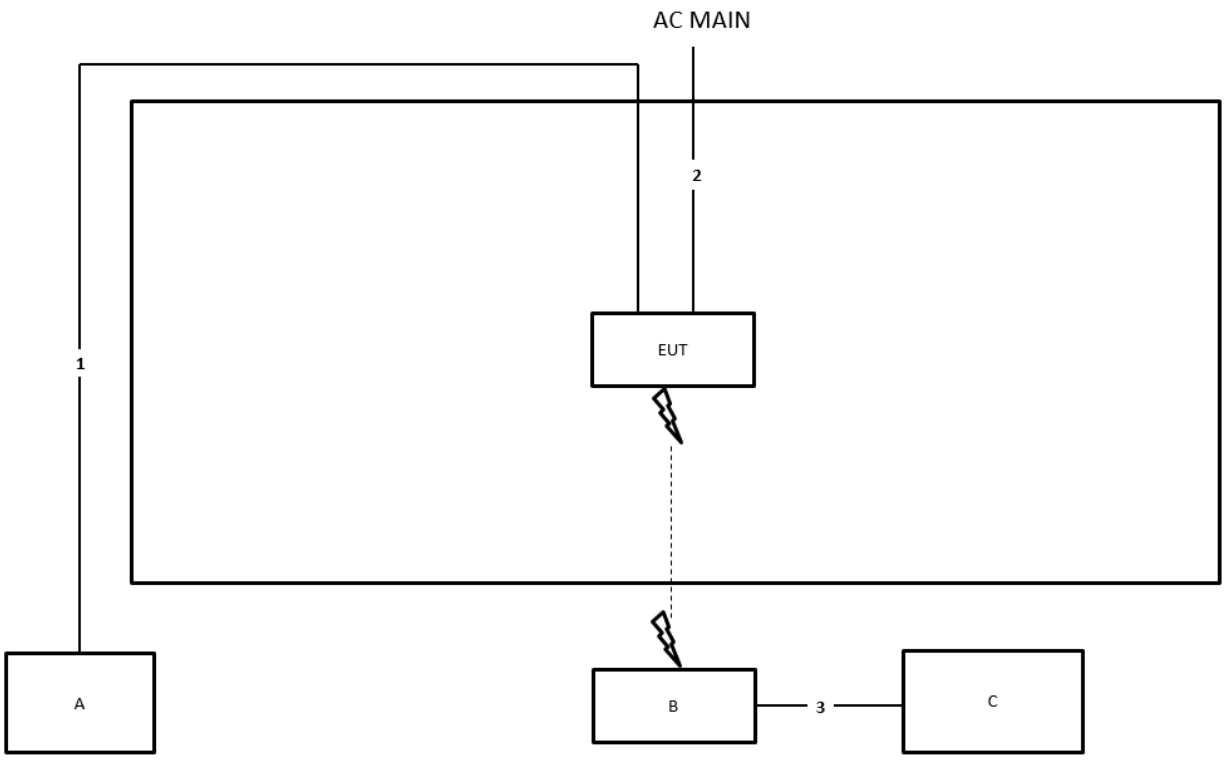

Item	Connection	Shielded	Length
1	RJ-45 cable	No	10m
2	Power cable	No	1.5m
3	RJ-45 cable	No	10m

3 Transmitter Test Result

3.1 AC Power-line Conducted Emissions

3.1.1 AC Power-line Conducted Emissions Limit

AC Power-line Conducted Emissions Limit		
Frequency Emission (MHz)	**Quasi-Peak**	**Average**
0.15-0.5	66 - 56 *	56 - 46 *
0.5-5	56	46
5-30	60	50
Note 1: * Decreases with the logarithm of the frequency.		

3.1.2 Measuring Instruments

Refer a test equipment and calibration data table in this test report.

3.1.3 Test Procedures

Test Method
☒ Refer as ANSI C63.10-2013, clause 6.2 for AC power-line conducted emissions.

3.1.4 Test Setup

AC Power-line Conducted Emissions

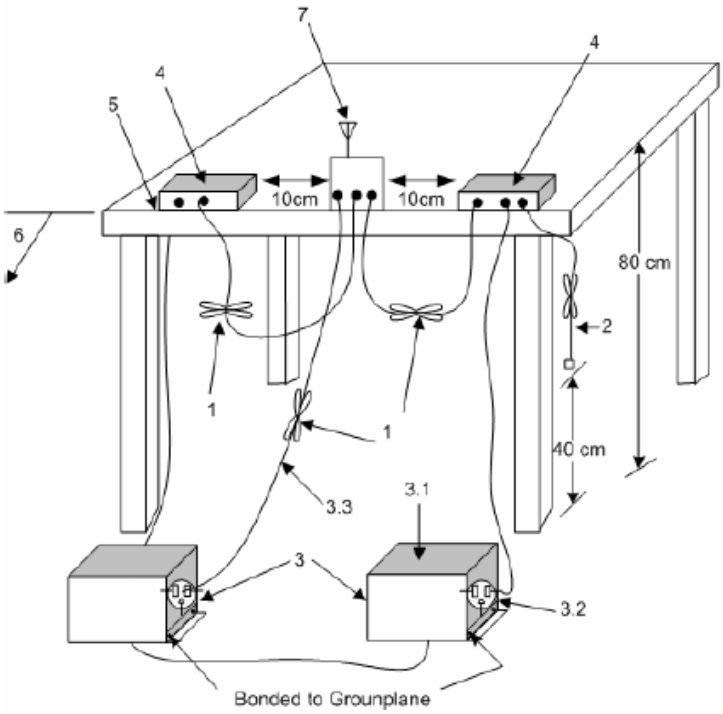

1—Interconnecting cables that hang closer than 40 cm to the ground plane shall be folded back and forth in the center forming a bundle 30 cm to 40 cm long.
2—The I/O cables that are not connected to an accessory shall be bundled in the center. The end of the cable may be terminated, if required, using the correct terminating impedance. The overall length shall not exceed 1 m.
3—EUT connected to one LISN. Unused LISN measuring port connectors shall be terminated in 50 Ω loads. LISN may be placed on top of, or immediately beneath, reference ground plane.
3.1—All other equipment powered from additional LISN(s).
3.2—A multiple-outlet strip may be used for multiple power cords of non-EUT equipment.
3.3—LISN at least 80 cm from nearest part of EUT chassis.
4—Non-EUT components of EUT system being tested.
5—Rear of EUT, including peripherals, shall all be aligned and flush with edge of tabletop.
6—Edge of tabletop shall be 40 cm removed from a vertical conducting plane that is bonded to the ground plane.
7—Antenna can be integral or detachable. If detachable, then the antenna shall be attached for this test.

3.1.5 Measurement Results Calculation

The measured Level is calculated using:

a. Corrected Reading (dBuV) = LISN Factor + Cable Loss + Read Level = Level

b. Margin = - Limit + (Read Level + LISN Factor + Cable Loss)

3.1.6 Test Result of AC Power-line Conducted Emissions

Refer as Appendix A

3.2 Emission Bandwidth

3.2.1 Emission Bandwidth Limit

Emission Bandwidth Limit
UNII Devices
☒ For the 5925-6425 GHz band, N/A
☒ For the 6425-6525 GHz band, N/A
☒ For the 6525-6875 GHz band, N/A
☒ For the 6875-7125 GHz band, N/A
RLAN Devices
☐ For the 5925-6425 GHz band, N/A
☐ For the 6425-6525 GHz band, N/A
☐ For the 6525-6875 GHz band, N/A
☐ For the 6875-7125 GHz band, N/A

3.2.2 Measuring Instruments

Refer a test equipment and calibration data table in this test report.

3.2.3 Test Procedures

Test Method	
▪ For the emission bandwidth shall be measured using one of the options below:	
	☒ According to FCC KDB 987594 D02 clause II.C, measurement procedure shall refer to FCC KDB 789033 D02, clause C for EBW and clause D for OBW measurement.
	☐ Refer as ANSI C63.10, clause 6.9.1 for occupied bandwidth testing.
	☐ Refer as IC RSS-Gen, clause 4.6 for bandwidth testing.

3.2.4 Test Setup

Emission Bandwidth


3.2.5 Test Result of Emission Bandwidth

Refer as Appendix B

3.3 Maximum Equivalent Isotopically Radiated Power (E.I.R.P.)

3.3.1 Maximum Equivalent Isotopically Radiated Power (E.I.R.P.) Limit

Maximum Equivalent Isotopically Radiated Power (E.I.R.P.) Limit	
UNII Devices	
☒	For the 5.925 ~ 6.425 GHz band:
	▪ For standard power access point and fixed client device : e.i.r.p < 36 dBm. For outdoor devices, the maximum e.i.r.p. at any elevation angle above 30 degrees not exceed 125 mW (21 dBm).
	▪ For indoor access point : e.i.r.p < 30 dBm.
	▪ For subordinate device control of an indoor access point : e.i.r.p < 30 dBm.
	▪ For client device control of a standard power access point : e.i.r.p < 30 dBm.
	▪ For client device control of an indoor access point : e.i.r.p < 24 dBm.
	▪ For very low power device : e.i.r.p < 14 dBm.
☒	For the 6.425 ~ 6.525 GHz band:
	▪ For indoor access point : e.i.r.p < 30 dBm.
	▪ For client device control of an indoor access point : e.i.r.p < 24 dBm.
☒	For the 6.525 ~ 6.875 GHz band:
	▪ For standard power access point and fixed client device : e.i.r.p < 36 dBm. For outdoor devices, the maximum e.i.r.p. at any elevation angle above 30 degrees not exceed 125 mW (21 dBm).
	▪ For indoor access point : e.i.r.p < 30 dBm.
	▪ For subordinate device control of an indoor access point : e.i.r.p < 30 dBm.
	▪ For client device control of a standard power access point : e.i.r.p < 30 dBm.
	▪ For client device control of an indoor access point : e.i.r.p < 24 dBm.
	▪ For very low power device : e.i.r.p < 14 dBm.
☒	For the 6.875 ~ 7.125 GHz band:
	▪ For indoor access point : e.i.r.p < 30 dBm.
	▪ For client device control of an indoor access point : e.i.r.p < 24 dBm.
RLAN Devices	
☐	For the 5.925 ~ 7.125 GHz band:
	▪ For low-power indoor access-points & indoor subordinate devices < 30 dBm .
	▪ For low-power client devices < 24 dBm.
☐	For the 5.925 ~ 6.875 GHz band:
	▪ For standard-power access points & fixed client devices < 36 dBm. For outdoor devices, the maximum e.i.r.p. at any elevation angle above 30 degrees not exceed 125 mW (21 dBm).
	▪ For standard client devices < 30 dBm.

3.3.2 Measuring Instruments

Refer a test equipment and calibration data table in this test report.

3.3.3 Test Procedures

Test Method	
▪ According to FCC KDB 987594 D02 clause II.E, the test measurement procedure shall refer to KDB 789033.	
	Average over on/off periods with duty factor
	☒ Refer as FCC KDB 789033 D02, clause E Method SA-2 (spectral trace averaging). Spectrum analyzer setting: RBW/VBW : 1/3MHz ; Detector : RMS ; Trace mode : Average ; Sweep Count 100.
	☐ Refer as FCC KDB 789033 D02, clause E Method SA-2 Alt. (RMS detection with slow sweep speed)
	Wideband RF power meter and average over on/off periods with duty factor
	☐ Refer as FCC KDB 789033 D02, clause E Method PM-G (using an RF average power meter).
☐ For conducted measurement.	
	▪ If the EUT supports multiple transmit chains using options given below: Refer as FCC KDB 662911, In-band power measurements. Using the measure-and-sum approach, measured all transmit ports individually. Sum the power (in linear power units e.g., mW) of all ports for each individual sample and save them.
	▪ If multiple transmit chains, EIRP calculation could be following as methods: $P_{total} = P_1 + P_2 + \ldots + P_n$ (calculated in linear unit [mW] and transfer to log unit [dBm]) $EIRP_{total} = P_{total} + DG$
☒ For radiated measurement.	
	▪ Refer as FCC KDB 789033 D02 clause II A.1.F ”Antenna-port Conducted versus Radiated Testing”
	▪ Refer as ANSI C63.10, clause 6.6 for radiated emissions above 1GHz.
	▪ Refer as FCC KDB 412172 D01 clause 2.2 for EIRP calculation.

3.3.4 Test Setup

Radiated Measurement

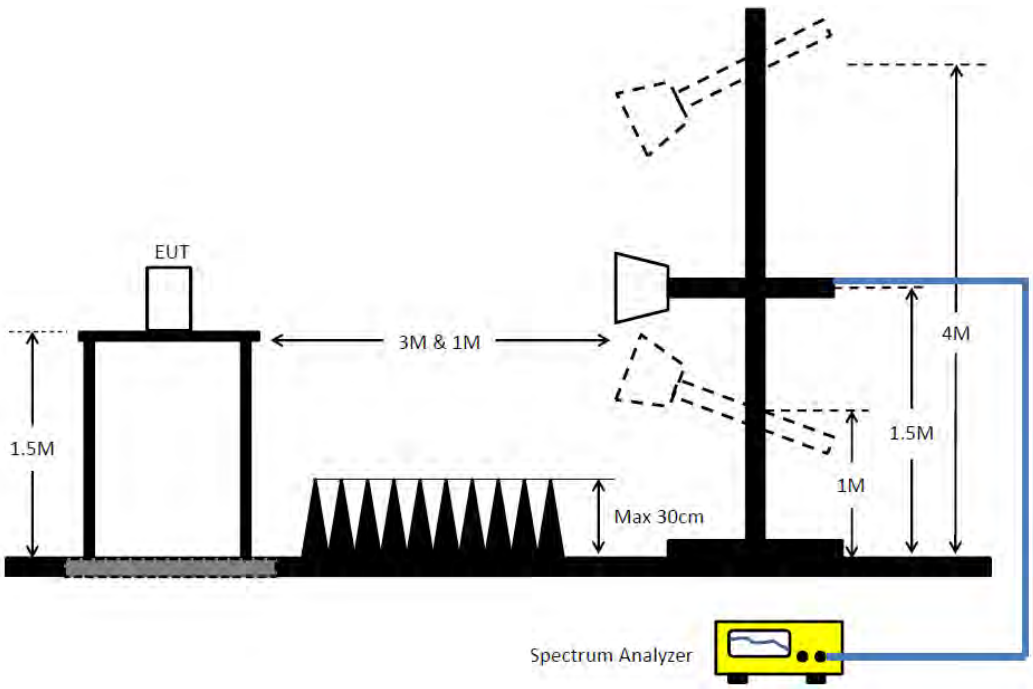

3.3.5 Test Result of Maximum Equivalent Isotopically Radiated Power (E.I.R.P)

Refer as Appendix C

3.4 Peak Power Spectral Density (E.I.R.P.)

3.4.1 Peak Power Spectral Density (E.I.R.P.) Limit

Peak Power Spectral Density (E.I.R.P.) Limit	
UNII Devices	
☒	For the 5.925 ~ 6.425 GHz band:
	▪ For standard power access point and fixed client device : e.i.r.p PSD < 23 dBm/MHz.
	▪ For indoor access point : e.i.r.p PSD < 5 dBm/MHz.
	▪ For subordinate device control of an indoor access point : e.i.r.p PSD < 5 dBm/MHz.
	▪ For client device control of a standard power access point : e.i.r.p PSD < 17 dBm/MHz.
	▪ For client device control of an indoor access point : e.i.r.p PSD < -1 dBm/MHz.
	▪ For very low power device : e.i.r.p PSD < -5 dBm/MHz.
☒	For the 6.425 ~ 6.525 GHz band:
	▪ For indoor access point : e.i.r.p PSD < 5 dBm/MHz.
	▪ For client device control of an indoor access point : e.i.r.p PSD < -1 dBm/MHz.
☒	For the 6.525 ~ 6.875 GHz band:
	▪ For standard power access point and fixed client device : e.i.r.p PSD < 23 dBm/MHz.
	▪ For indoor access point : e.i.r.p PSD < 5 dBm/MHz.
	▪ For subordinate device control of an indoor access point : e.i.r.p PSD < 5 dBm/MHz.
	▪ For client device control of a standard power access point : e.i.r.p PSD < 17 dBm/MHz.
	▪ For client device control of an indoor access point : e.i.r.p PSD < -1 dBm/MHz.
	▪ For very low power device : e.i.r.p PSD < -5 dBm/MHz.
☒	For the 6.875 ~ 7.125 GHz band:
	▪ For indoor access point : e.i.r.p PSD < 5 dBm/MHz.
	▪ For client device control of an indoor access point : e.i.r.p PSD < -1 dBm/MHz.
RLAN Devices	
☐	For the 5.925 ~ 7.125 GHz band:
	▪ For low-power indoor access-points & indoor subordinate devices < 5 dBm / MHz.
	▪ For low-power client devices < -1 dBm / MHz.
☐	For the 5.925 ~ 6.875 GHz band:
	▪ For standard-power access points & fixed client devices < 23 dBm / MHz.
	▪ For standard client devices < 17 dBm / MHz.

3.4.2 Measuring Instruments

Refer a test equipment and calibration data table in this test report.

3.4.3 Test Procedures

Test Method	
▪ According to FCC KDB 987594 D02 clause II.F, the measurement procedure shall refer to KDB 789033. Peak power spectral density procedures that the same method as used to determine the conducted output power shall be used to determine the peak power spectral density and use the peak search function on the spectrum analyzer to find the peak of the spectrum. For the peak power spectral density shall be measured using below options:	
	☐ Refer as FCC KDB 789033 D02, F)5) power spectral density can be measured using resolution bandwidths < 1 MHz provided that the results are integrated over 1 MHz bandwidth
	[duty cycle ≥ 98% or external video / power trigger]
	☒ Refer as FCC KDB 789033 D02, clause E Method SA-1 (spectral trace averaging).
	☐ Refer as FCC KDB 789033 D02, clause E Method SA-1 Alt. (RMS detection with slow sweep speed)
	duty cycle < 98% and average over on/off periods with duty factor
	☒ Refer as FCC KDB 789033 D02, clause E Method SA-2 (spectral trace averaging).
	☐ Refer as FCC KDB 789033 D02, clause E Method SA-2 Alt. (RMS detection with slow sweep speed)
☐ For conducted measurement.	
	▪ If the EUT supports multiple transmit chains using options given below:
	☐ Option 1: Measure and sum the spectra across the outputs. Refer as FCC KDB 662911, In-band power spectral density (PSD). Sample all transmit ports simultaneously using a spectrum analyzer for each transmit port. Where the trace bin-by-bin of each transmit port summing can be performed. (i.e., in the first spectral bin of output 1 is summed with that in the first spectral bin of output 2 and that from the first spectral bin of output 3, and so on up to the NTX output to obtain the value for the first frequency bin of the summed spectrum.). Add up the amplitude (power) values for the different transmit chains and use this as the new data trace.
	☐ Option 2: Measure and sum spectral maxima across the outputs. With this technique, spectra are measured at each output of the device at the required resolution bandwidth. The maximum value (peak) of each spectrum is determined. These maximum values are then summed mathematically in linear power units across the outputs. These operations shall be performed separately over frequency spans that have different out-of-band or spurious emission limits,
	☐ Option 3: Measure and add 10 log(N) dB, where N is the number of transmit chains. Refer as FCC KDB 662911, In-band power spectral density (PSD). Performed at each transmit chains and each transmit chains shall be compared with the limit have been reduced with 10 log(N). Or each transmit chains shall be add 10 log(N) to compared with the limit.
	▪ If multiple transmit chains, EIRP PPSD calculation could be following as methods: $PPSD_{total} = PPSD_1 + PPSD_2 + \ldots + PPSD_n$ (calculated in linear unit [mW] and transfer to log unit [dBm]) $EIRP_{total} = PPSD_{total} + DG$
☒ For radiated measurement.	
	▪ Refer as FCC KDB 789033 D02 clause II A.1.F ”Antenna-port Conducted versus Radiated Testing”
	▪ Refer as ANSI C63.10, clause 6.6 for radiated emissions above 1GHz.

Test Method	
	▪ Refer as FCC KDB 412172 D01 clause 2.2 for EIRP calculation.

3.4.4 Test Setup

Radiated Measurement

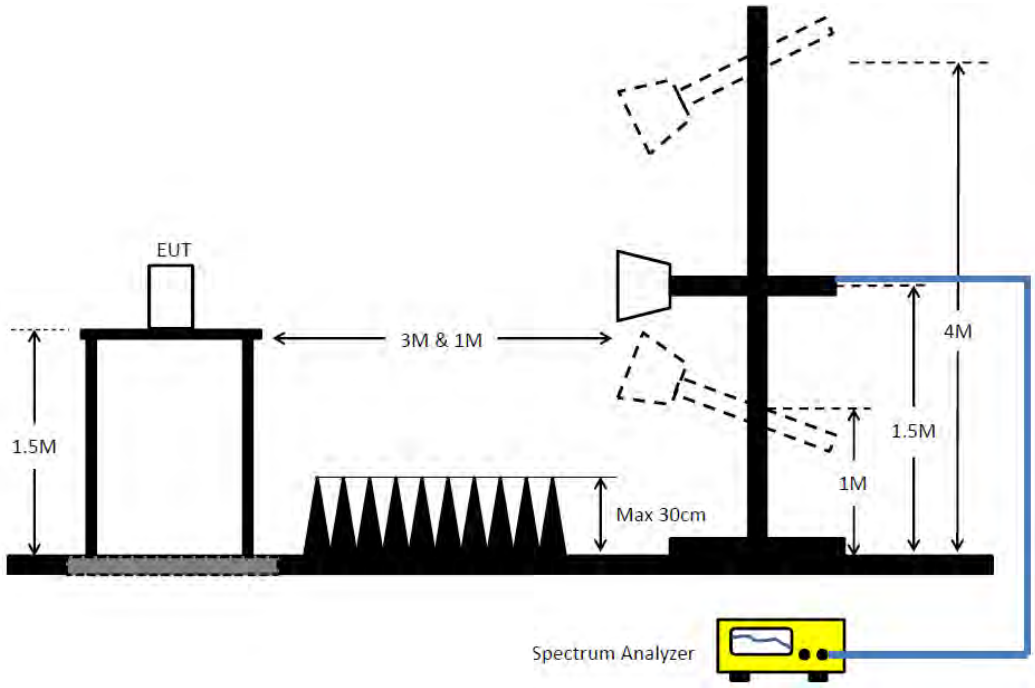

3.4.5 Test Result of Peak Power Spectral Density (E.I.R.P.)

Refer as Appendix D

3.5 Unwanted Emissions

3.5.1 Transmitter Unwanted Emissions Limit

Unwanted emissions below 1 GHz and restricted band emissions above 1GHz limit			
Frequency Range (MHz)	**Field Strength (uV/m)**	**Field Strength (dBuV/m)**	**Measure Distance (m)**
0.009~0.490	2400/F(kHz)	48.5 - 13.8	300
0.490~1.705	24000/F(kHz)	33.8 - 23	30
1.705~30.0	30	29	30
30~88	100	40	3
88~216	150	43.5	3
216~960	200	46	3
Above 960	500	54	3

Note 1: Test distance for frequencies at or above 30 MHz, measurements may be performed at a distance other than the limit distance provided they are not performed in the near field and the emissions to be measured can be detected by the measurement equipment. When performing measurements at a distance other than that specified, the results shall be extrapolated to the specified distance using an extrapolation factor of 20 dB/decade (inverse of linear distance for field-strength measurements, inverse of linear distance-squared for power-density measurements).

Note 2: Test distance for frequencies at below 30 MHz, measurements may be performed at a distance closer than the EUT limit distance; however, an attempt should be made to avoid making measurements in the near field. When performing measurements below 30 MHz at a closer distance than the limit distance, the results shall be extrapolated to the specified distance by either making measurements at a minimum of two or more distances on at least one radial to determine the proper extrapolation factor or by using the square of an inverse linear distance extrapolation factor (40 dB/decade). The test report shall specify the extrapolation method used to determine compliance of the EUT.

Note 3: Using the distance of 1m during the test for above 18 GHz, and the test value to correct for the distance factor at 3m(20 x log (standard distance/ test distance) = 20log(3/1) = 9.54dB.
EX. Above 18GHz emission limit calculation (3m to 1m) = 54dBuV/m at 3m + 9.54dB = 63.54 dBuV/m at 1m.

Un-restricted band emissions above 1GHz Limit	
Frequency	**Limit**
Any outside the 5.945 – 7.125 GHz emission	e.i.r.p. -27 dBm [68.2 dBuV/m@3m]
	Note 1: Using the distance of 1m during the test for above 18 GHz, and the test value to correct for the distance factor at 3m(20 x log (standard distance/ test distance) = 20log(3/1) = 9.54dB. EX. Above 18GHz emission limit calculation (3m to 1m) = 68.2dBuV/m at 3m + 9.54dB = 77.74 dBuV/m at 1m. Note 2:-27 dBm EIRP OOBE is measured RMS which is a deviation from the current 15E rules for 5 GHz bands. In addition, 15.35(b) applies where the peak emissions must be limited to no more than 20 dB above the average limit.

Frequency	Emission MASK Limit
5.945 – 7.125 GHz	Power spectral density must be suppressed by 20 dB at 1 MHz outside of channel edge, by 28 dB at one channel bandwidth from the channel center, and by 40 dB at one- and one-half times the channel bandwidth away from channel center. At frequencies between one megahertz outside an unlicensed device's channel edge and one channel bandwidth from the center of the channel, the limits must be linearly interpolated between 20 dB and 28 dB suppression, and at frequencies between one and one- and one-half times an unlicensed device's channel bandwidth, the limits must be linearly interpolated between 28 dB and 40 dB suppression. Emissions removed from the channel center by more than one- and one-half times the channel bandwidth must be suppressed by at least 40 dB. 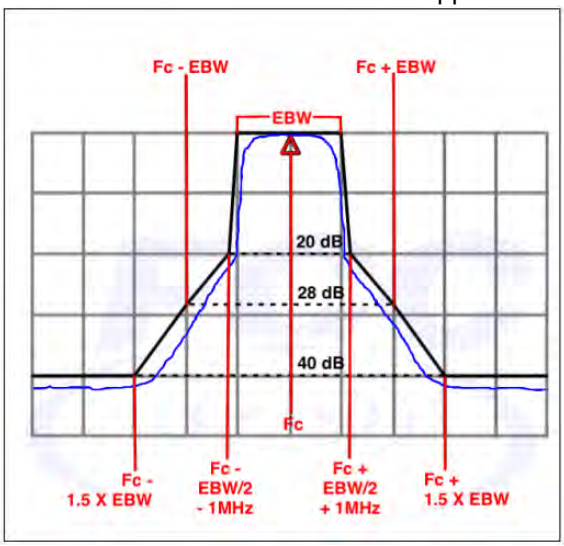

3.5.2 Measuring Instruments

Refer a test equipment and calibration data table in this test report.

3.5.3 Test Procedures

Test Method			
▪ According to FCC KDB 987594 D02 II.G. the unwanted emission measurement procedure shall refer to KDB 789300(except emission MASK). Measurements may be performed at a distance other than the limit distance provided they are not performed in the near field and the emissions to be measured can be detected by the measurement equipment. Measurements shall not be performed at a distance greater than 30 m for frequencies above 30 MHz, unless it can be further demonstrated that measurements at a distance of 30 m or less are impractical. When performing measurements at a distance other than that specified, the results shall be extrapolated to the specified distance using an extrapolation factor of 20 dB/decade (inverse of linear distance for field-strength measurements, inverse of linear distance-squared for power-density measurements).			
▪ The average emission levels shall be measured in [duty cycle ≥ 98 or duty factor].			
▪ For the transmitter unwanted emissions shall be measured using following options below:			
	▪ Refer as FCC KDB 789033 D02, clause G)2) for unwanted emissions into non-restricted bands.		
	▪ Refer as FCC KDB 789033 D02, clause G)1) for unwanted emissions into restricted bands.		
		☒	Refer as FCC KDB 789033 D02, G)6) Method AD (Trace Averaging). (For unrestricted band measurement)
		☐	Refer as FCC KDB 789033 D02, G)6) Method VB (Reduced VBW).
		☒	Refer as ANSI C63.10, clause 11.12.2.5.3 (Reduced VBW). VBW ≥ 1/T, where T is pulse time.(For restricted band average measurement)
		☐	Refer as ANSI C63.10, clause 7.5 average value of pulsed emissions.
		☒	Refer as FCC KDB 789033 D02, clause G)5) measurement procedure peak limit.
		☐	Refer as ANSI C63.10, clause 4.1.4.2.2 measurement procedure peak limit.
	▪ Refer as FCC KDB 789033 D02, clause G)3)d)ii) for Band edge Integration measurements.		
▪ For emission MASK shall be measured using following options below:			
		☒	Refer as FCC KDB 987594 D02, J) In-Band Emissions
▪ For radiated measurement.			
	▪ Refer as ANSI C63.10, clause 6.4 for radiated emissions below 30 MHz and test distance is 3m.		
	▪ Refer as ANSI C63.10, clause 6.5 for radiated emissions 30 MHz to 1 GHz and test distance is 3m.		
	▪ Refer as ANSI C63.10, clause 6.6 for radiated emissions above 1GHz.		
▪ The any unwanted emissions level shall not exceed the fundamental emission level.			
▪ All amplitude of spurious emissions that are attenuated by more than 20 dB below the permissible value has no need to be reported.			

3.5.4 Test Setup

Transmitter Radiated Unwanted Emissions

9kHz ~30MHz

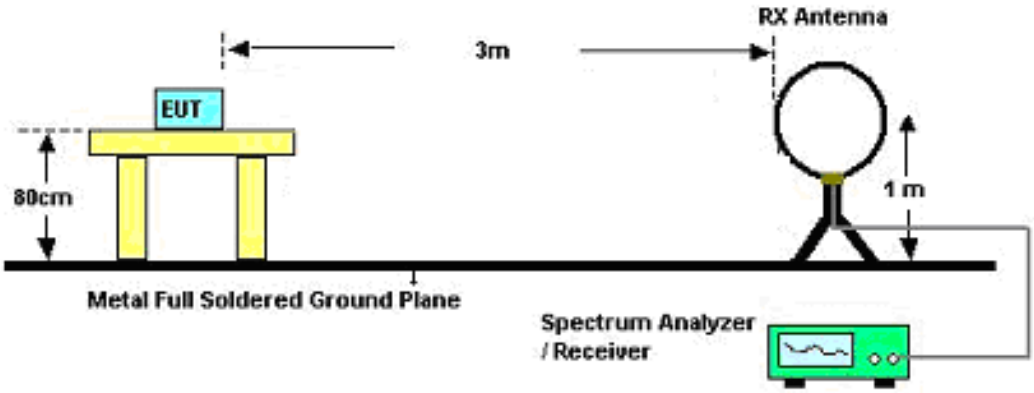

30MHz~1GHz

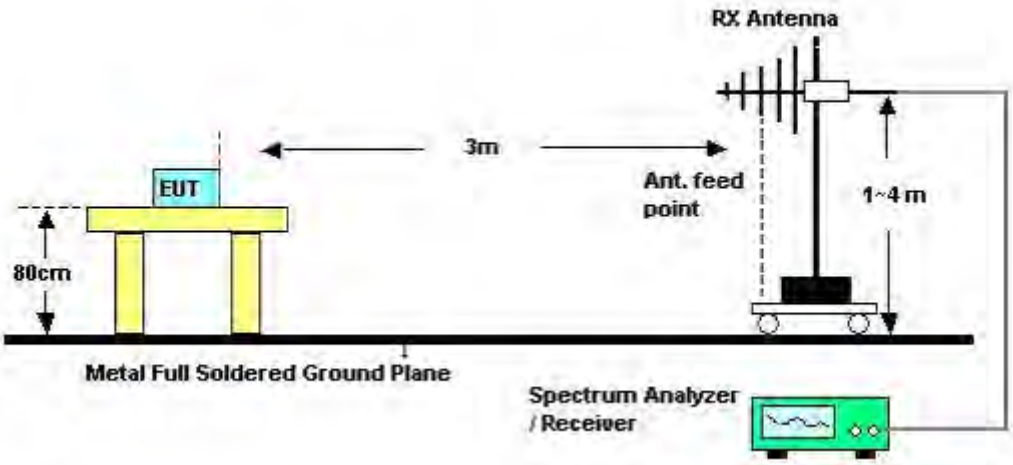

Above 1GHz

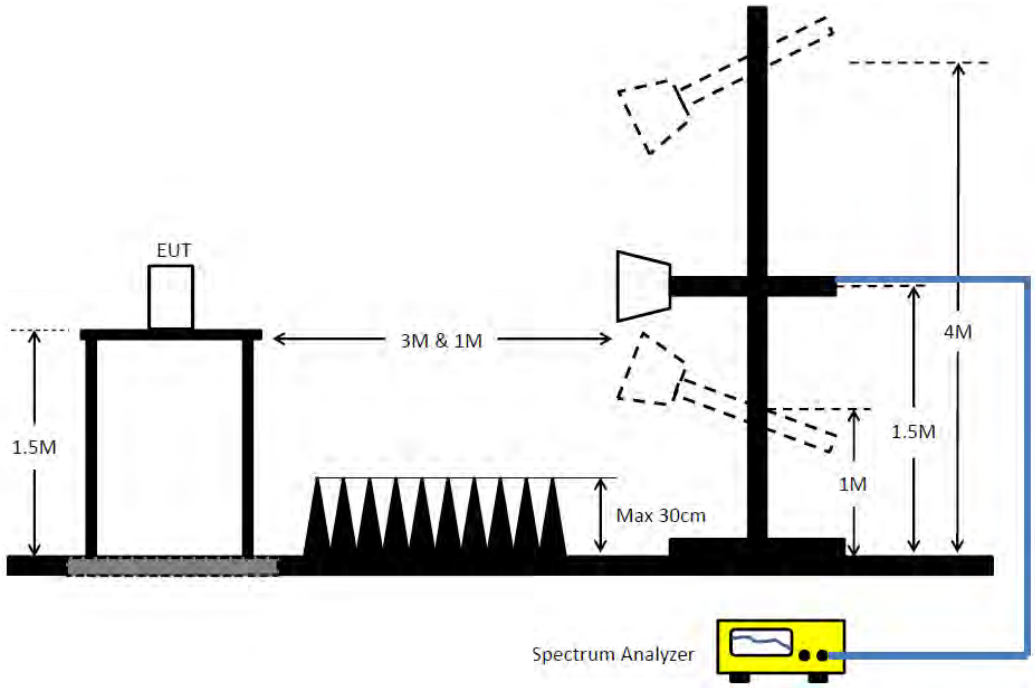

Emission MASK



3.5.5 Measurement Results Calculation

The measured Level is calculated using:

Corrected Reading: Antenna factor (AF) + Cable loss (CL) + Read level (Raw) - Preamp factor (PA)(if applicable) = Level

3.5.6 Transmitter Unwanted Emissions (Below 30MHz)

There is a comparison data of both open-field test site and alternative test site - semi-Anechoic chamber according to KDB414788 Radiated Test Site, and the result came out very similar.
All amplitude of spurious emissions that are attenuated by more than 20 dB below the permissible value has no need to be reported.
The radiated emissions were investigated from 9 kHz or the lowest frequency generated within the device, up to the 10th harmonic or 40 GHz, whichever is appropriate.

3.5.7 Test Result of Transmitter Unwanted Emissions

Refer as Appendix E

3.6 Contention Based Protocol

3.6.1 Contention Based Protocol Limit

EUT can detect an AWGN signal with 90% (or better) level of certainty.

3.6.2 Measuring Instruments

Refer a test equipment and calibration data table in this test report.

3.6.3 Test Procedures

Test Method	
▪	For Contention Based Protocol shall be measured using following options below:
☒	Refer as FCC KDB 987594 D02, I) Contention Based Protocol.

3.6.4 Test Setup

Contention Based Protocol

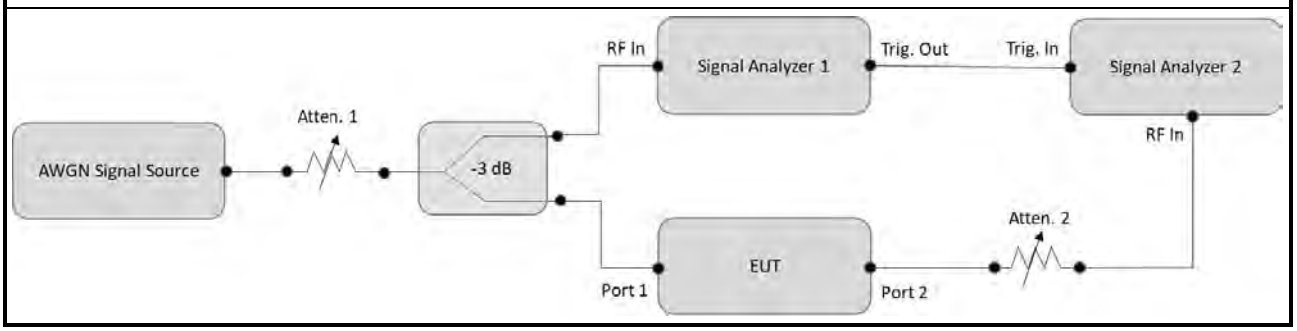

3.6.5 Test Result of Contention Based Protocol

Refer as Appendix F

4 Test Equipment and Calibration Data

Instrument	Brand	Model No.	Serial No.	Characteristics	Calibration Date	Calibration Due Date	Remark
EMI Receiver	Agilent	N9038A	My52260123	9kHz ~ 8.4GHz	Mar. 01, 2024	Feb. 28, 2025	Conduction (CO01-CB)
LISN	F.C.C.	FCC-LISN-50-16-2	04083	150kHz ~ 100MHz	Feb. 19, 2024	Feb. 18, 2025	Conduction (CO01-CB)
LISN	Schwarzbeck	NSLK 8127	8127647	9kHz ~ 30MHz	Apr. 24, 2024	Apr. 23, 2025	Conduction (CO01-CB)
Pulse Limiter	Rohde&Schwarz	ESH3-Z2	100430	9kHz ~ 30MHz	Feb. 08, 2024	Feb. 07, 2025	Conduction (CO01-CB)
COND Cable	Woken	Cable	Low cable-CO01	9kHz ~ 30MHz	Oct. 17, 2023	Oct. 16, 2024	Conduction (CO01-CB)
Software	SPORTON	SENSE	V5.10	-	N.C.R.	N.C.R.	Conduction (CO01-CB)
Loop Antenna	Teseq	HLA 6121	65417	9kHz - 30 MHz	Oct. 13, 2023	Oct. 12, 2024	Radiation (03CH06-CB)
3m Semi Anechoic Chamber NSA	TDK	SAC-3M	03CH06-CB	30 MHz ~ 1 GHz	Aug. 03, 2023	Aug. 02, 2024	Radiation (03CH06-CB)
3m Semi Anechoic Chamber VSWR	TDK	SAC-3M	03CH06-CB	1GHz ~18GHz 3m	Oct. 02, 2023	Oct. 01, 2024	Radiation (03CH06-CB)
Bilog Antenna with 6 dB attenuator	TESEQ & EMCI	CBL6112D & N-6-06	37878 & AT-N0606	20MHz ~ 2GHz	Jul. 30, 2023	Jul. 29, 2024	Radiation (03CH06-CB)
Horn Antenna	SCHWARZBECK	BBHA9120 D	BBHA 9120D-1292	1GHz~18GHz	Jul. 31, 2023	Jul. 30, 2024	Radiation (03CH06-CB)
Horn Antenna	Schwarzbeck	BBHA 9170	BBHA9170252	15GHz ~ 40GHz	Sep. 04, 2023	Sep. 03, 2024	Radiation (03CH06-CB)
Pre-Amplifier	Agilent	310N	187290	0.1MHz ~ 1GHz	Nov. 03, 2023	Nov. 02, 2024	Radiation (03CH06-CB)
Pre-Amplifier	Agilent	83017A	MY53270064	0.5GHz ~ 26.5GHz	Aug. 01, 2023	Jul. 31, 2024	Radiation (03CH06-CB)
Pre-Amplifier	SGH	SGH184	20221107-3	18GHz ~ 40GHz	Nov. 24, 2023	Nov. 23, 2024	Radiation (03CH06-CB)
Signal Analyzer	R&S	FSV40	101904	9kHz ~ 40GHz	Apr. 26, 2024	Apr. 25, 2025	Radiation (03CH01-CB)
EMI Test Receiver	R&S	ESR7	102172	9kHz ~ 7GHz	Oct. 20, 2023	Oct. 19, 2024	Radiation (03CH06-CB)
RF Cable-low	Woken	RG402	Low Cable-24+68	30MHz~1GHz	Oct. 02, 2023	Oct. 01, 2024	Radiation (03CH06-CB)
RF Cable-high	Woken	RG402	High Cable-05+68	1GHz~18GHz	Oct. 02, 2023	Oct. 01, 2024	Radiation (03CH06-CB)
High Cable	Woken	WCA0929M	40G#5+6	1GHz ~ 40 GHz	Jan. 11, 2024	Jan. 10, 2025	Radiation (03CH06-CB)
Test Software	SPORTON	SENSE	V5.10	-	N.C.R.	N.C.R.	Radiation (03CH06-CB)

Instrument	Brand	Model No.	Serial No.	Characteristics	Calibration Date	Calibration Due Date	Remark
3m Semi Anechoic Chamber VSWR	TDK	SAC-3M	03CH01-CB	1GHz ~18GHz 3m	May 04, 2024	May 03, 2025	Radiation (03CH01-CB)
Horn Antenna	SCHWARZBECK	BBHA 9120 D	BBHA 9120D-01816	1GHz~18GHz	Dec. 20, 2023	Dec. 19, 2024	Radiation (03CH01-CB)
Horn Antenna	Schwarzbeck	BBHA 9170	BBHA9170252	15GHz ~ 40GHz	Sep. 04, 2023	Sep. 03, 2024	Radiation (03CH01-CB)
Pre-Amplifier	Agilent	8449B	3008A02121	1GHz ~ 26.5GHz	May 18, 2023	May 17, 2024	Radiation (03CH01-CB)
Pre-Amplifier	Agilent	8449B	3008A02121	1GHz ~ 26.5GHz	May 17, 2024	May 16, 2025	Radiation (03CH01-CB)
Pre-Amplifier	SGH	SGH184	20221107-3	18GHz ~ 40GHz	Nov. 24, 2023	Nov. 23, 2024	Radiation (03CH01-CB)
Signal Analyzer	R&S	FSV3044	101437	10kHz ~ 44GHz	Nov. 28, 2023	Nov. 27, 2024	Radiation (03CH01-CB)
RF Cable-high	Woken	RG402	High Cable-16	1 GHz ~ 18 GHz	Nov. 06, 2023	Nov. 05, 2024	Radiation (03CH01-CB)
RF Cable-high	Woken	RG402	High Cable-16+17	1 GHz ~ 18 GHz	Nov. 06, 2023	Nov. 05, 2024	Radiation (03CH01-CB)
High Cable	Woken	WCA0929M	40G#5+6	1GHz ~ 40 GHz	Jan. 11, 2024	Jan. 10, 2025	Radiation (03CH01-CB)
Test Software	SPORTON	SENSE	V5.10	-	N.C.R.	N.C.R.	Radiation (03CH01-CB)
3m Semi Anechoic Chamber VSWR	RIKEN	SAC-3M	03CH02-CB	1GHz ~18GHz	Mar. 24, 2024	Mar. 23, 2025	Radiation (03CH02-CB)
Horn Antenna	EMCO	3115	9610-4976	1GHz ~ 18GHz	Apr. 12, 2024	Apr. 11, 2025	Radiation (03CH02-CB)
Horn Antenna	Schwarzbeck	BBHA 9170	BBHA9170252	15GHz ~ 40GHz	Sep. 04, 2023	Sep. 03, 2024	Radiation (03CH02-CB)
Pre-Amplifier	Agilent	83017A	MY39501305	1GHz ~ 26.5GHz	Jun. 30, 2023	Jun. 29, 2024	Radiation (03CH02-CB)
Pre-Amplifier	SGH	SGH184	20221107-3	18GHz ~ 40GHz	Nov. 24, 2023	Nov. 23, 2024	Radiation (03CH02-CB)
Signal Analyzer	R&S	FSV3044	101536	10kHz ~ 44GHz	Jul. 24, 2023	Jul. 23, 2024	Radiation (03CH02-CB)
RF Cable-high	Woken	RG402	High Cable-18	1GHz ~ 18GHz	Oct. 02, 2023	Oct. 01, 2024	Radiation (03CH02-CB)
RF Cable-high	Woken	RG402	High Cable-18+19	1GHz ~ 18GHz	Oct. 02, 2023	Oct. 01, 2024	Radiation (03CH02-CB)
High Cable	Woken	WCA0929M	40G#5+6	1GHz ~ 40 GHz	Jan. 11, 2024	Jan. 10, 2025	Radiation (03CH02-CB)
Test Software	SPORTON	SENSE	V5.10	-	N.C.R.	N.C.R.	Radiation (03CH02-CB)
3m Semi Anechoic Chamber VSWR	TDK	SAC-3M	03CH03-CB	1GHz ~18GHz 3m	May 03, 2024	May 02, 2025	Radiation (03CH03-CB)

Instrument	Brand	Model No.	Serial No.	Characteristics	Calibration Date	Calibration Due Date	Remark
Horn Antenna	ETS·Lindgren	3115	6821	750MHz~18GHz	Jan. 24, 2024	Jan. 23, 2025	Radiation (03CH03-CB)
Horn Antenna	Schwarzbeck	BBHA 9170	BBHA9170252	15GHz ~ 40GHz	Sep. 04, 2023	Sep. 03, 2024	Radiation (03CH03-CB)
Pre-Amplifier	Agilent	8449B	3008A02097	1GHz ~ 26.5GHz	Jun. 30, 2023	Jun. 29, 2024	Radiation (03CH03-CB)
Pre-Amplifier	SGH	SGH184	20221107-3	18GHz ~ 40GHz	Nov. 24, 2023	Nov. 23, 2024	Radiation (03CH03-CB)
Spectrum Analyzer	R&S	FSP40	100019	9kHz ~ 40GHz	Jun. 12, 2023	Jun. 11, 2024	Radiation (03CH03-CB)
Spectrum Analyzer	R&S	FSP40	100019	9kHz ~ 40GHz	Jun. 11, 2024	Jun. 10, 2025	Radiation (03CH03-CB)
RF Cable-high	Woken	RG402	High Cable-20+29	1GHz ~ 18GHz	Feb. 29, 2024	Feb. 28, 2025	Radiation (03CH03-CB)
RF Cable-high	Woken	RG402	High Cable-29	1GHz ~ 18GHz	Feb. 29, 2024	Feb. 28, 2025	Radiation (03CH03-CB)
High Cable	Woken	WCA0929M	40G#5+6	1GHz ~ 40 GHz	Jan. 11, 2024	Jan. 10, 2025	Radiation (03CH03-CB)
Test Software	SPORTON	SENSE	V5.10	-	N.C.R.	N.C.R.	Radiation (03CH03-CB)
Spectrum analyzer	R&S	FSV40	100979	9kHz~40GHz	May 29, 2023	May 28, 2024	Conducted (TH01-CB)
Spectrum analyzer	R&S	FSV40	100979	9kHz~40GHz	May 27, 2024	May 26, 2025	Conducted (TH01-CB)
Switch	SPTCB	SP-SWI	SWI-01	1~26.5 GHz	Oct. 03, 2023	Oct. 02, 2024	Conducted (TH01-CB)
RF Cable-high	Woken	RG402	High Cable-06	1 GHz – 18 GHz	Oct. 02, 2023	Oct. 01, 2024	Conducted (TH01-CB)
RF Cable-high	Woken	RG402	High Cable-07	1 GHz – 18 GHz	Oct. 02, 2023	Oct. 01, 2024	Conducted (TH01-CB)
RF Cable-high	Woken	RG402	High Cable-08	1 GHz – 18 GHz	Oct. 02, 2023	Oct. 01, 2024	Conducted (TH01-CB)
RF Cable-high	Woken	RG402	High Cable-09	1 GHz – 18 GHz	Oct. 02, 2023	Oct. 01, 2024	Conducted (TH01-CB)
RF Cable-high	Woken	RG402	High Cable-10	1 GHz – 18 GHz	Oct. 02, 2023	Oct. 01, 2024	Conducted (TH01-CB)
RF Cable-high	Woken	RG402	High Cable-30	1 GHz – 18 GHz	Oct. 02, 2023	Oct. 01, 2024	Conducted (TH01-CB)
Power Sensor	Agilent	E9327A	US40442088	50MHz~18GHz	Mar. 01, 2024	Feb. 28, 2025	Conducted (TH01-CB)
Power Meter	Agilent	E4416A	GB41291199	50MHz~18GHz	Mar. 04, 2024	Mar. 03, 2025	Conducted (TH01-CB)
Test Software	SPORTON	SENSE	V5.10	-	N.C.R.	N.C.R.	Conducted (TH01-CB)
Spectrum Analyzer	R&S	FSV40	101025	9kHz ~ 40GHz	Nov. 07, 2023	Nov. 06, 2024	Conducted (DF02-CB)
Vector Signal generator	R&S	SMU200A	105352	25MHz-6GHz	Jul. 17, 2023	Jul. 16, 2024	Conducted (DF02-CB)

Instrument	Brand	Model No.	Serial No.	Characteristics	Calibration Date	Calibration Due Date	Remark
RF Power Divider	STI	2 Way	DV-8G -05	1 ~ 8GHz	Oct. 03, 2023	Oct. 02, 2024	Conducted (DF02-CB)
RF Power Divider	STI	2 Way	DV-8G -06	1 ~ 8GHz	Oct. 03, 2023	Oct. 02, 2024	Conducted (DF02-CB)
RF Power Divider	STI	2 Way	DV-8G -07	1 ~ 8GHz	Oct. 03, 2023	Oct. 02, 2024	Conducted (DF02-CB)
RF Power Divider	STI	2 Way	DV-8G -08	1 ~ 8GHz	Oct. 03, 2023	Oct. 02, 2024	Conducted (DF02-CB)
RF Cable-high	Woken	RG402	Cable-60	1~18 GHz	Oct. 03, 2023	Oct. 02, 2024	Conducted (DF02-CB)
RF Cable-high	Woken	RG402	Cable-61	1~18 GHz	Oct. 03, 2023	Oct. 02, 2024	Conducted (DF02-CB)
RF Cable-high	Woken	RG402	Cable-63	1~18 GHz	Oct. 03, 2023	Oct. 02, 2024	Conducted (DF02-CB)

Note: Calibration Interval of instruments listed above is one year.
NCR means Non-Calibration required.

Summary

Mode	Result	Type	Freq (Hz)	Level (dBuV)	Limit (dBuV)	Margin (dB)	Condition
Mode 1	Pass	QP	546k	40.03	56.00	-15.97	Neutral

Mode 1

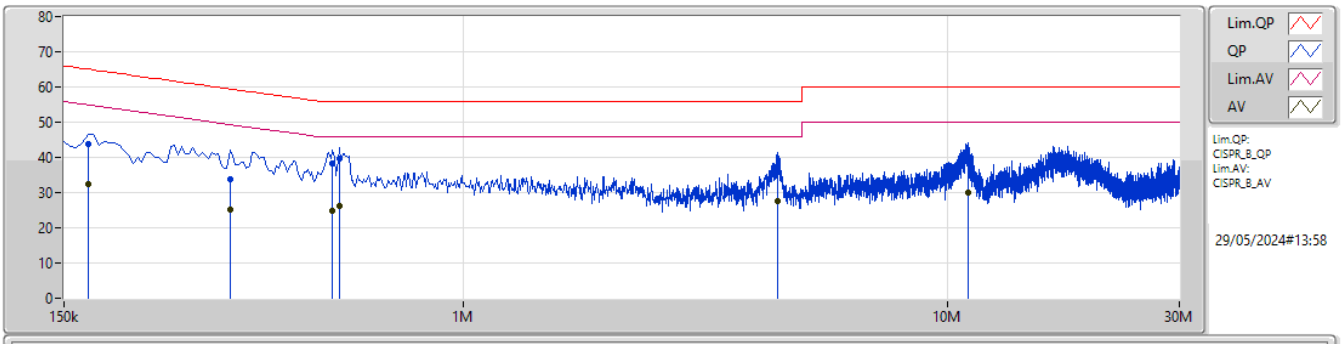

Type	Freq	Level	Limit	Margin	Factor	Condition	Comment	Raw	LISN	CL	AT
	(Hz)	(dBuV)	(dBuV)	(dB)	(dB)			(dBuV)	(dB)	(dB)	(dB)
QP	168k	43.66	65.06	-21.40	9.92	Line	-	33.74	0.04	0.02	9.86
AV	168k	32.55	55.06	-22.51	9.92	Line	-	22.63	0.04	0.02	9.86
QP	330k	33.75	59.44	-25.69	9.95	Line	-	23.80	0.05	0.02	9.88
AV	330k	25.25	49.44	-24.19	9.95	Line	-	15.30	0.05	0.02	9.88
QP	537k	38.31	56.00	-17.69	9.98	Line	-	28.33	0.06	0.02	9.90
AV	537k	24.92	46.00	-21.08	9.98	Line	-	14.94	0.06	0.02	9.90
QP	555k	39.76	56.00	-16.24	9.98	Line	"Worst"	29.78	0.06	0.02	9.90
AV	555k	26.28	46.00	-19.72	9.98	Line	-	16.30	0.06	0.02	9.90
QP	4.457M	37.40	56.00	-18.60	10.18	Line	-	27.22	0.14	0.14	9.90
AV	4.457M	27.68	46.00	-18.32	10.18	Line	-	17.50	0.14	0.14	9.90
QP	11.018M	38.98	60.00	-21.02	10.31	Line	-	28.67	0.24	0.15	9.92
AV	11.018M	30.06	50.00	-19.94	10.31	Line	-	19.75	0.24	0.15	9.92

Mode 1

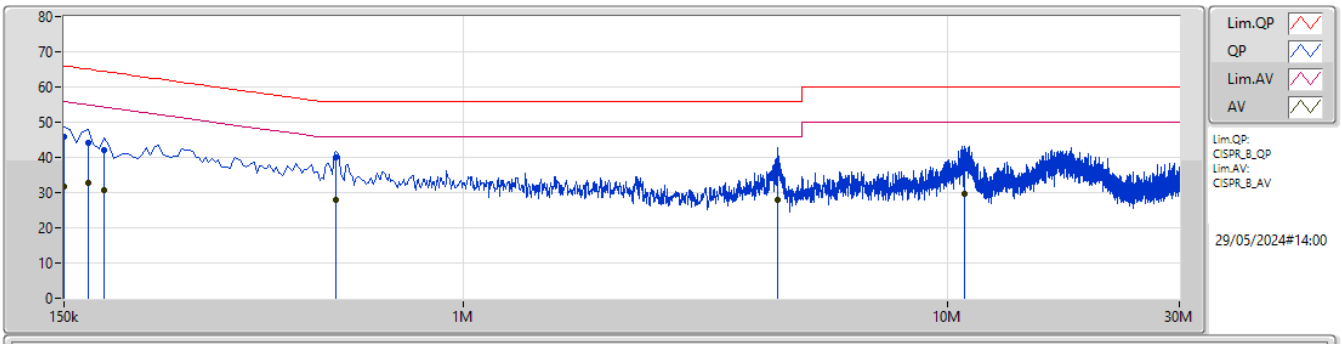

Type	Freq	Level	Limit	Margin	Factor	Condition	Comment	Raw	LISN	CL	AT
	(Hz)	(dBuV)	(dBuV)	(dB)	(dB)			(dBuV)	(dB)	(dB)	(dB)
QP	150k	45.80	66.00	-20.20	9.95	Neutral	-	35.85	0.06	0.02	9.87
AV	150k	31.81	56.00	-24.19	9.95	Neutral	-	21.86	0.06	0.02	9.87
QP	168k	44.17	65.06	-20.89	9.94	Neutral	-	34.23	0.06	0.02	9.86
AV	168k	32.70	55.06	-22.36	9.94	Neutral	-	22.76	0.06	0.02	9.86
QP	181.5k	42.06	64.41	-22.35	9.94	Neutral	-	32.12	0.06	0.02	9.86
AV	181.5k	30.53	54.41	-23.88	9.94	Neutral	-	20.59	0.06	0.02	9.86
QP	546k	40.03	56.00	-15.97	9.99	Neutral	"Worst"	30.04	0.07	0.02	9.90
AV	546k	27.82	46.00	-18.18	9.99	Neutral	-	17.83	0.07	0.02	9.90
QP	4.461M	37.81	56.00	-18.19	10.18	Neutral	-	27.63	0.14	0.14	9.90
AV	4.461M	28.07	46.00	-17.93	10.18	Neutral	-	17.89	0.14	0.14	9.90
QP	10.824M	38.78	60.00	-21.22	10.32	Neutral	-	28.46	0.25	0.15	9.92
AV	10.824M	29.75	50.00	-20.25	10.32	Neutral	-	19.43	0.25	0.15	9.92

Summary

Mode	Max-N dB (Hz)	Max-OBW (Hz)	ITU-Code	Min-N dB (Hz)	Min-OBW (Hz)
5.925-6.425GHz	-	-	-	-	-
802.11be EHT20-BF_Nss1,(MCS0)_2TX	22.11M	19.082M	19M1D1D	20.46M	18.991M
802.11be EHT40-BF_Nss1,(MCS0)_2TX	43.56M	38.081M	38M1D1D	41.8M	37.943M
802.11be EHT80-BF_Nss1,(MCS0)_2TX	88.66M	77.761M	77M8D1D	85.14M	77.526M
802.11be EHT160-BF_Nss1,(MCS0)_2TX	171.6M	157.043M	157MD1D	161.48M	156.662M
802.11be EHT320-BF_Nss1,(MCS0)_2TX	333.52M	315.731M	316MD1D	322.08M	311.293M
6.425-6.525GHz	-	-	-	-	-
802.11be EHT20-BF_Nss1,(MCS0)_2TX	22.11M	19.115M	19M1D1D	21.45M	19.015M
802.11be EHT40-BF_Nss1,(MCS0)_2TX	43.67M	38.031M	38M0D1D	42.46M	37.881M
802.11be EHT80-BF_Nss1,(MCS0)_2TX	88.22M	77.861M	77M9D1D	82.72M	77.461M
802.11be EHT160-BF_Nss1,(MCS0)_2TX	171.6M	157.015M	157MD1D	168.08M	156.941M
802.11be EHT320-BF_Nss1,(MCS0)_2TX	528M	318.251M	318MD1D	502.48M	313.648M
6.525-6.875GHz	-	-	-	-	-
802.11be EHT20-BF_Nss1,(MCS0)_2TX	22.77M	19.051M	19M1D1D	20.735M	19.003M
802.11be EHT40-BF_Nss1,(MCS0)_2TX	43.23M	38.031M	38M0D1D	41.69M	37.831M
802.11be EHT80-BF_Nss1,(MCS0)_2TX	89.54M	77.661M	77M7D1D	84.92M	77.561M
802.11be EHT160-BF_Nss1,(MCS0)_2TX	170.28M	156.832M	157MD1D	161.92M	156.523M
802.11be EHT320-BF_Nss1,(MCS0)_2TX	484.88M	315.842M	316MD1D	333.52M	314.97M
6.875-7.125GHz	-	-	-	-	-
802.11be EHT20-BF_Nss1,(MCS0)_2TX	22.605M	19.095M	19M1D1D	21.67M	19.015M
802.11be EHT40-BF_Nss1,(MCS0)_2TX	44.22M	38.037M	38M0D1D	42.46M	37.863M
802.11be EHT80-BF_Nss1,(MCS0)_2TX	89.32M	77.668M	77M7D1D	86.9M	77.203M
802.11be EHT160-BF_Nss1,(MCS0)_2TX	168.96M	156.916M	157MD1D	168.52M	156.702M

Max-N dB = Maximum 6dB down bandwidth for 5.725-5.85GHz band / Maximum 26dB down bandwidth for other band;
Max-OBW = Maximum 99% occupied bandwidth;
Min-N dB = Minimum 6dB down bandwidth for 5.725-5.85GHz band / Maximum 26dB down bandwidth for other band;
Min-OBW = Minimum 99% occupied bandwidth

Result

Mode	Result	Limit (Hz)	Port 1-N dB (Hz)	Port 1-OBW (Hz)	Port 2-N dB (Hz)	Port 2-OBW (Hz)
802.11be EHT20-BF_Nss1,(MCS0)_2TX	-	-	-	-	-	-
5955MHz	Pass	Inf	21.945M	19.013M	20.46M	19.053M
6175MHz	Pass	Inf	21.89M	19.082M	22.11M	19.082M
6415MHz	Pass	Inf	21.89M	19.015M	22.11M	18.991M
6435MHz	Pass	Inf	21.945M	19.09M	22.11M	19.065M
6475MHz	Pass	Inf	22M	19.015M	22M	19.09M
6515MHz	Pass	Inf	22M	19.115M	21.45M	19.04M
6535MHz	Pass	Inf	22.77M	19.051M	20.735M	19.003M
6695MHz	Pass	Inf	22M	19.015M	22.22M	19.04M
6875MHz	Pass	Inf	21.945M	19.015M	22.495M	19.015M
6895MHz	Pass	Inf	21.945M	19.015M	22M	19.065M
6995MHz	Pass	Inf	21.835M	19.04M	21.78M	19.04M
7095MHz	Pass	Inf	22.22M	19.022M	22.605M	19.057M
7115MHz	Pass	Inf	21.67M	19.095M	21.67M	19.017M
802.11be EHT40-BF_Nss1,(MCS0)_2TX	-	-	-	-	-	-
5965MHz	Pass	Inf	41.8M	37.965M	42.35M	37.943M
6165MHz	Pass	Inf	42.35M	37.977M	42.68M	37.971M
6405MHz	Pass	Inf	43.23M	38.081M	43.56M	38.081M
6445MHz	Pass	Inf	43.12M	38.031M	43.01M	37.981M
6485MHz	Pass	Inf	42.9M	37.981M	42.68M	37.981M
6525MHz	Pass	Inf	43.67M	37.881M	42.46M	37.931M
6565MHz	Pass	Inf	41.69M	37.989M	42.13M	37.908M
6685MHz	Pass	Inf	43.23M	38.031M	42.46M	38.031M
6885MHz	Pass	Inf	43.23M	37.831M	42.68M	38.031M
6925MHz	Pass	Inf	42.46M	37.931M	43.78M	37.981M
7005MHz	Pass	Inf	44.22M	37.981M	43.12M	38.031M
7085MHz	Pass	Inf	43.45M	38.037M	43.45M	37.863M
802.11be EHT80-BF_Nss1,(MCS0)_2TX	-	-	-	-	-	-
5985MHz	Pass	Inf	85.14M	77.526M	85.8M	77.606M
6145MHz	Pass	Inf	87.34M	77.632M	88.44M	77.704M
6385MHz	Pass	Inf	88.66M	77.661M	87.56M	77.761M
6465MHz	Pass	Inf	88.22M	77.561M	86.24M	77.761M
6545MHz	Pass	Inf	82.72M	77.461M	87.34M	77.861M
6625MHz	Pass	Inf	84.92M	77.661M	86.02M	77.661M
6705MHz	Pass	Inf	86.9M	77.661M	85.14M	77.661M
6785MHz	Pass	Inf	87.12M	77.661M	89.54M	77.661M
6865MHz	Pass	Inf	88.22M	77.661M	88.22M	77.561M
6945MHz	Pass	Inf	88.44M	77.361M	86.9M	77.661M
7025MHz	Pass	Inf	89.32M	77.203M	87.34M	77.668M
802.11be EHT160-BF_Nss1,(MCS0)_2TX	-	-	-	-	-	-
6025MHz	Pass	Inf	161.48M	156.804M	171.6M	156.775M
6185MHz	Pass	Inf	168.52M	156.662M	171.16M	157.043M
6345MHz	Pass	Inf	166.76M	156.842M	168.96M	156.792M
6505MHz	Pass	Inf	168.08M	156.941M	171.6M	157.015M
6665MHz	Pass	Inf	161.92M	156.767M	168.52M	156.812M
6825MHz	Pass	Inf	168.52M	156.832M	170.28M	156.523M
6985MHz	Pass	Inf	168.52M	156.916M	168.96M	156.702M
802.11be EHT320-BF_Nss1,(MCS0)_2TX	-	-	-	-	-	-
6105MHz	Pass	Inf	322.08M	311.293M	331.76M	314.424M
6265MHz	Pass	Inf	333.52M	315.155M	330.88M	315.136M
6425MHz	Pass	Inf	333.52M	315.731M	332.64M	315.508M
6585MHz	Pass	Inf	502.48M	313.648M	528M	318.251M
6745MHz	Pass	Inf	484.88M	315.842M	423.28M	315.442M
6905MHz	Pass	Inf	336.16M	315.124M	333.52M	314.97M

Port X-N dB = Port X 6dB down bandwidth for 5.725-5.85GHz band / 26dB down bandwidth for other band
Port X-OBW = Port X 99% occupied bandwidth

5.925-6.425GHz_802.11be EHT20-BF_Nss1,(MCS0)_2TX **EBW**

5955MHz

02/07/2024

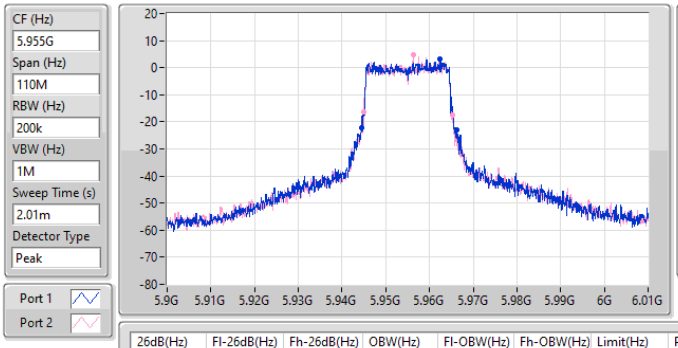

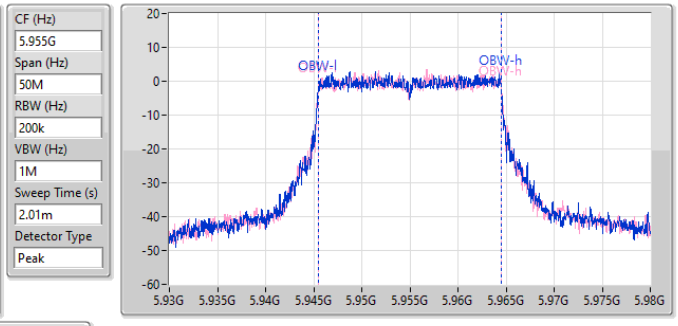

26dB(Hz)	Fl-26dB(Hz)	Fh-26dB(Hz)	OBW(Hz)	Fl-OBW(Hz)	Fh-OBW(Hz)	Limit(Hz)	Port
21.945M	5.944385G	5.96633G	19.013M	5.945487G	5.9645G	Inf	1
20.46M	5.944935G	5.965395G	19.053M	5.945481G	5.964534G	Inf	2

5.925-6.425GHz_802.11be EHT20-BF_Nss1,(MCS0)_2TX **EBW**

6175MHz

02/07/2024

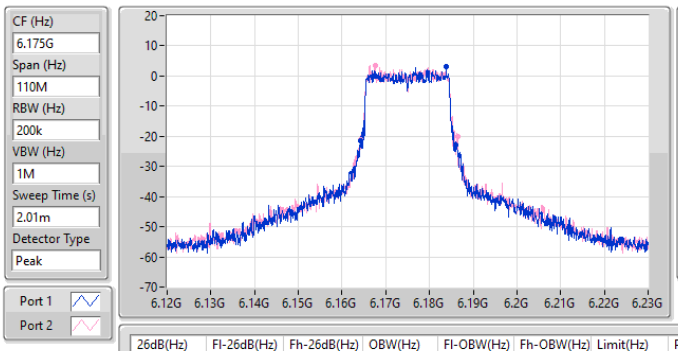

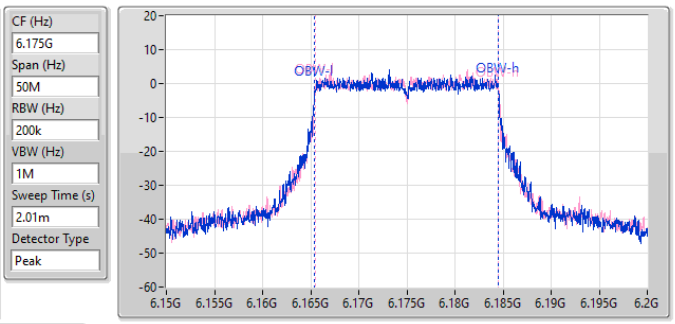

26dB(Hz)	Fl-26dB(Hz)	Fh-26dB(Hz)	OBW(Hz)	Fl-OBW(Hz)	Fh-OBW(Hz)	Limit(Hz)	Port
21.89M	6.164165G	6.186055G	19.082M	6.165431G	6.184513G	Inf	1
22.11M	6.164275G	6.186385G	19.082M	6.165466G	6.184548G	Inf	2

5.925-6.425GHz_802.11be EHT20-BF_Nss1,(MCS0)_2TX **EBW**

6415MHz

20/05/2024

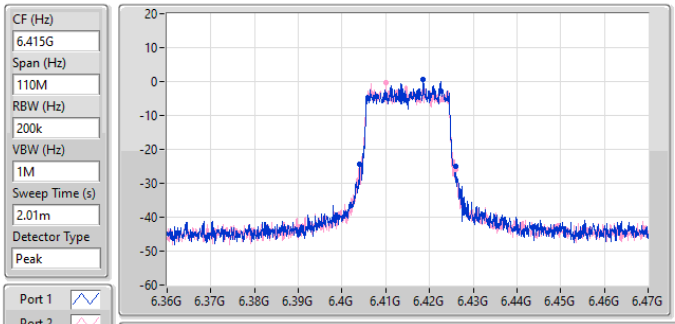

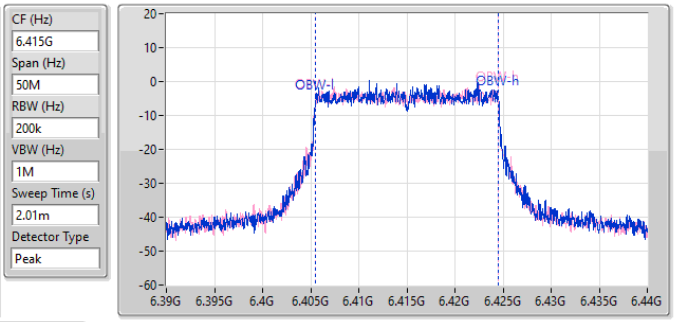

26dB(Hz)	Fl-26dB(Hz)	Fh-26dB(Hz)	OBW(Hz)	Fl-OBW(Hz)	Fh-OBW(Hz)	Limit(Hz)	Port
21.89M	6.40411G	6.426G	19.015M	6.405505G	6.42452G	Inf	1
22.11M	6.40389G	6.426G	18.991M	6.405505G	6.424495G	Inf	2

6.425-6.525GHz_802.11be EHT20-BF_Nss1,(MCS0)_2TX **EBW**

6435MHz

20/05/2024

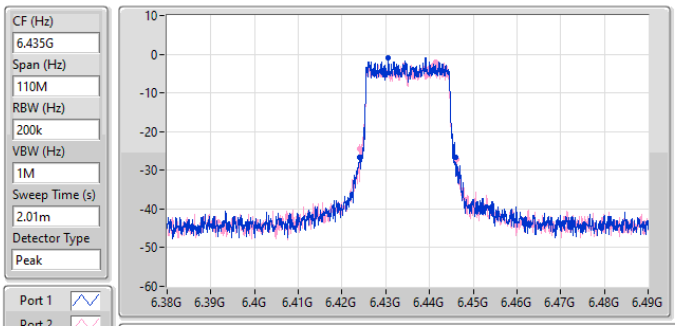

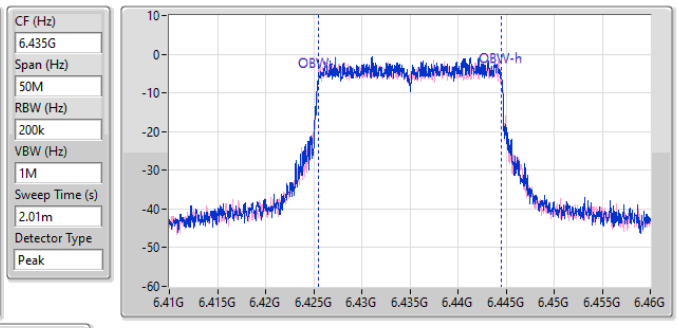

26dB(Hz)	Fl-26dB(Hz)	Fh-26dB(Hz)	OBW(Hz)	Fl-OBW(Hz)	Fh-OBW(Hz)	Limit(Hz)	Port
21.945M	6.424055G	6.446G	19.09M	6.425455G	6.444545G	Inf	1
22.11M	6.424055G	6.446165G	19.065M	6.42548G	6.444545G	Inf	2

6.425-6.525GHz_802.11be EHT20-BF_Nss1,(MCS0)_2TX **EBW**

6475MHz

20/05/2024

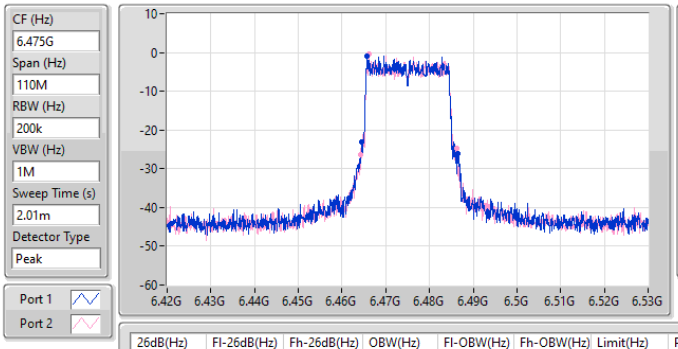

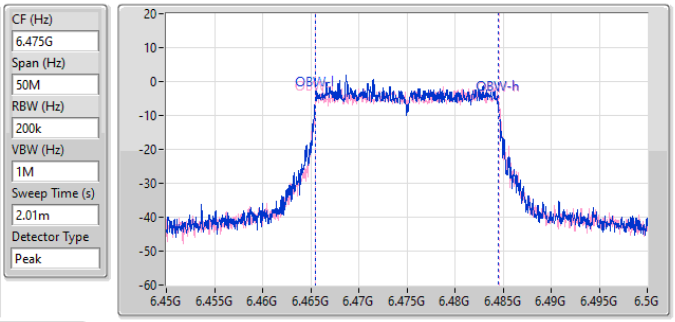

26dB(Hz)	Fl-26dB(Hz)	Fh-26dB(Hz)	OBW(Hz)	Fl-OBW(Hz)	Fh-OBW(Hz)	Limit(Hz)	Port
22M	6.464385G	6.486385G	19.015M	6.46548G	6.484495G	Inf	1
22M	6.46422G	6.48622G	19.09M	6.46548G	6.48457G	Inf	2

6.425-6.525GHz_802.11be EHT20-BF_Nss1,(MCS0)_2TX **EBW**

6515MHz

20/05/2024

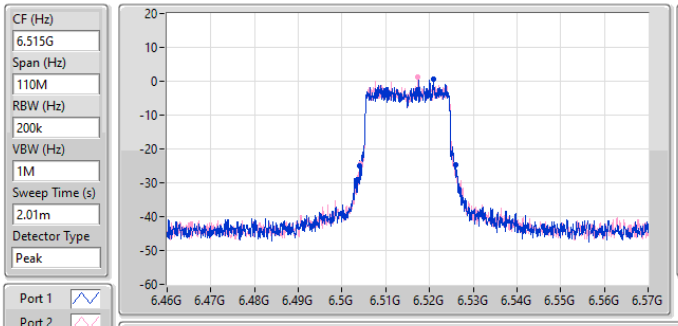

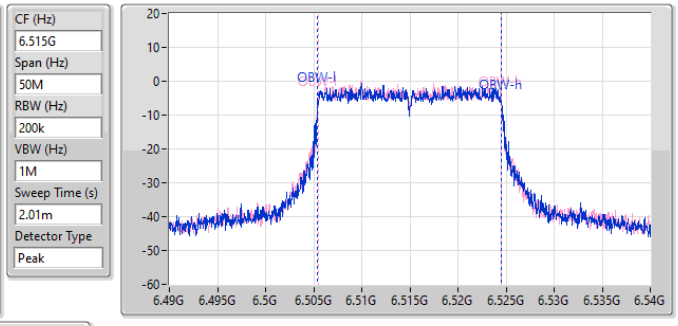

26dB(Hz)	Fl-26dB(Hz)	Fh-26dB(Hz)	OBW(Hz)	Fl-OBW(Hz)	Fh-OBW(Hz)	Limit(Hz)	Port
22M	6.504G	6.526G	19.115M	6.50543G	6.524545G	Inf	1
21.45M	6.50422G	6.52567G	19.04M	6.50548G	6.52452G	Inf	2

6.525-6.875GHz_802.11be EHT20-BF_Nss1,(MCS0)_2TX **EBW**

6535MHz

02/07/2024

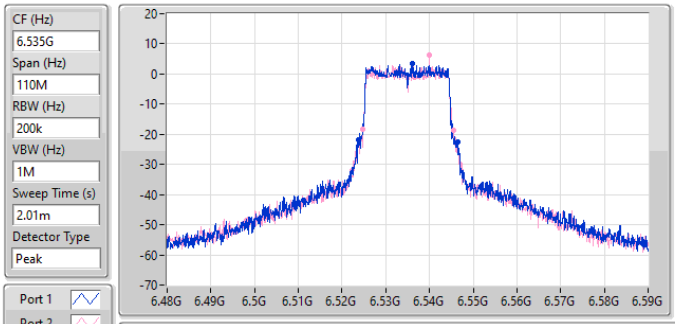

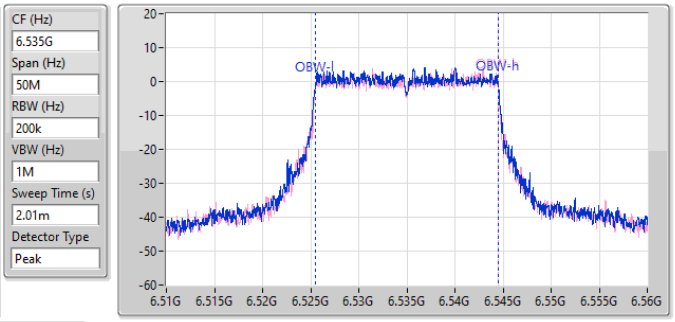

26dB(Hz)	Fl-26dB(Hz)	Fh-26dB(Hz)	OBW(Hz)	Fl-OBW(Hz)	Fh-OBW(Hz)	Limit(Hz)	Port
22.77M	6.52367G	6.54644G	19.051M	6.525452G	6.544504G	Inf	1
20.735M	6.524825G	6.54556G	19.003M	6.525485G	6.544489G	Inf	2

6.525-6.875GHz_802.11be EHT20-BF_Nss1,(MCS0)_2TX **EBW**

6695MHz

20/05/2024

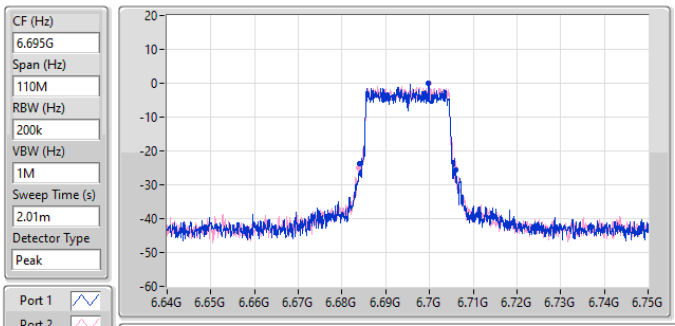

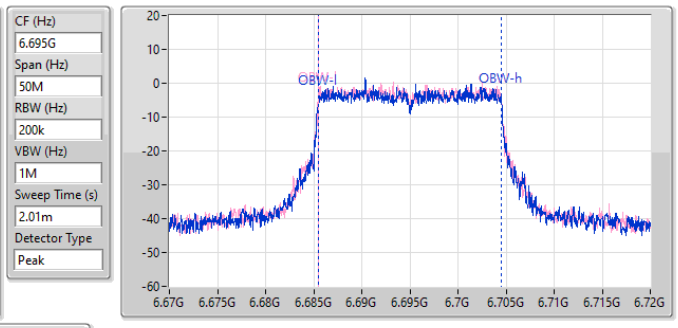

26dB(Hz)	Fl-26dB(Hz)	Fh-26dB(Hz)	OBW(Hz)	Fl-OBW(Hz)	Fh-OBW(Hz)	Limit(Hz)	Port
22M	6.683945G	6.705945G	19.015M	6.68548G	6.704495G	Inf	1
22.22M	6.68378G	6.706G	19.04M	6.68548G	6.70452G	Inf	2

6.525-6.875GHz_802.11be EHT20-BF_Nss1,(MCS0)_2TX **EBW**

6875MHz

20/05/2024

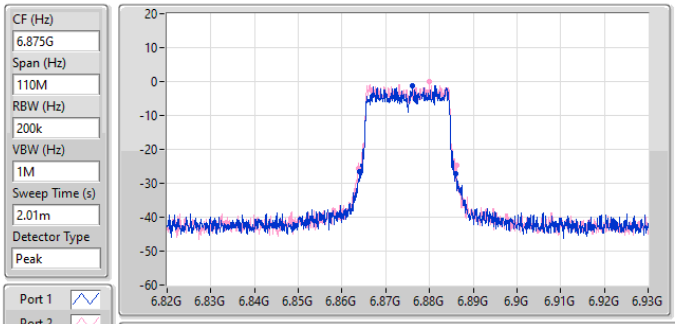

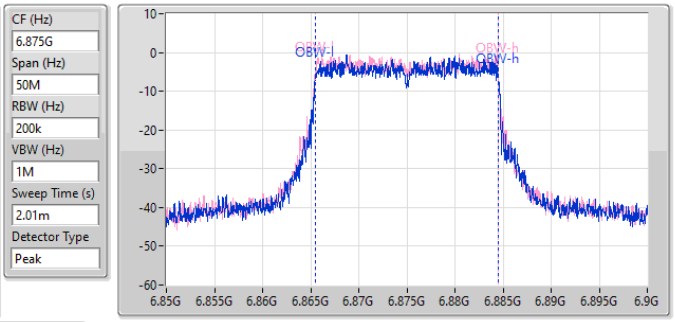

26dB(Hz)	Fl-26dB(Hz)	Fh-26dB(Hz)	OBW(Hz)	Fl-OBW(Hz)	Fh-OBW(Hz)	Limit(Hz)	Port
21.945M	6.86411G	6.886055G	19.015M	6.86548G	6.884495G	Inf	1
22.495M	6.86367G	6.886165G	19.015M	6.86548G	6.884495G	Inf	2

6.875-7.125GHz_802.11be EHT20-BF_Nss1,(MCS0)_2TX **EBW**

6895MHz

20/05/2024

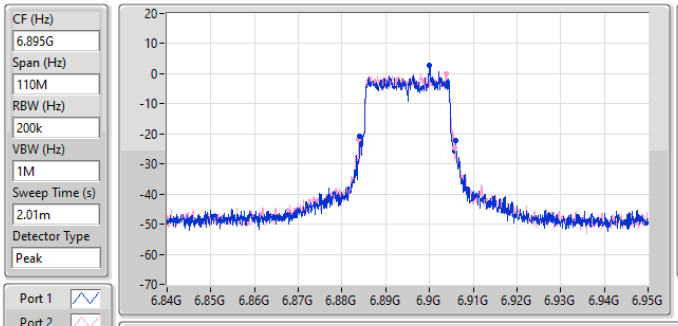

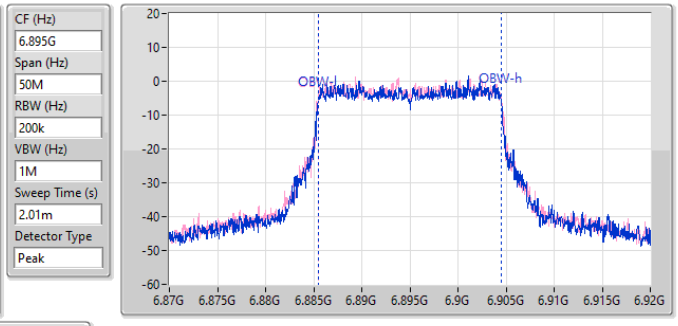

26dB(Hz)	Fl-26dB(Hz)	Fh-26dB(Hz)	OBW(Hz)	Fl-OBW(Hz)	Fh-OBW(Hz)	Limit(Hz)	Port
21.945M	6.88411G	6.906055G	19.015M	6.88548G	6.904495G	Inf	1
22M	6.88378G	6.90578G	19.065M	6.885455G	6.90452G	Inf	2

6.875-7.125GHz_802.11be EHT20-BF_Nss1,(MCS0)_2TX **EBW**

6995MHz

20/05/2024

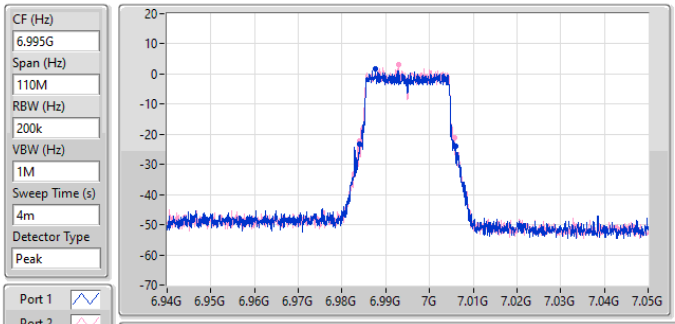

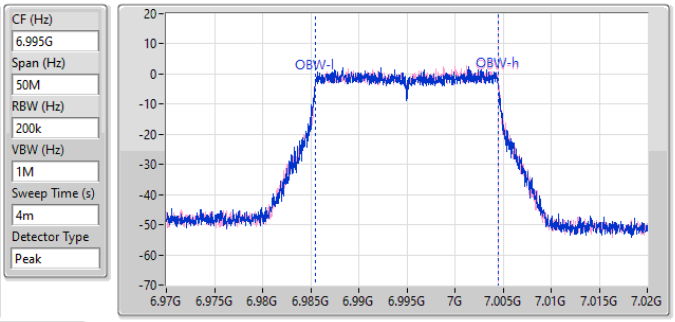

26dB(Hz)	Fl-26dB(Hz)	Fh-26dB(Hz)	OBW(Hz)	Fl-OBW(Hz)	Fh-OBW(Hz)	Limit(Hz)	Port
21.835M	6.984055G	7.00589G	19.04M	6.985455G	7.004495G	Inf	1
21.78M	6.984G	7.00578G	19.04M	6.98548G	7.00452G	Inf	2

6.875-7.125GHz_802.11be EHT20-BF_Nss1,(MCS0)_2TX **EBW**

7095MHz

02/07/2024

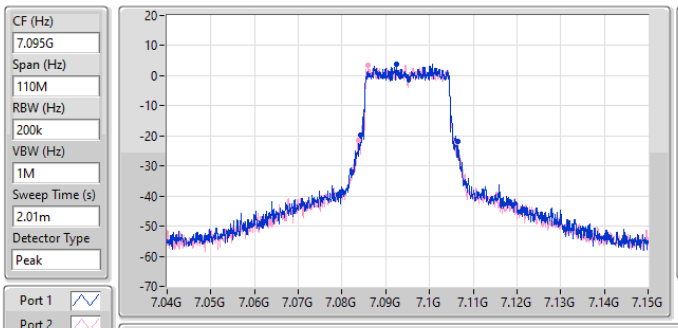

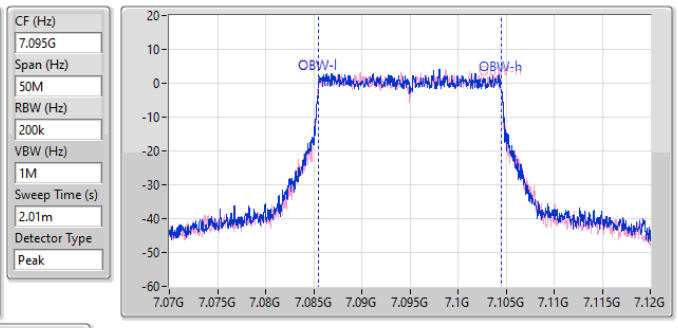

26dB(Hz)	Fl-26dB(Hz)	Fh-26dB(Hz)	OBW(Hz)	Fl-OBW(Hz)	Fh-OBW(Hz)	Limit(Hz)	Port
22.22M	7.084275G	7.106495G	19.022M	7.085496G	7.104518G	Inf	1
22.605M	7.08367G	7.106275G	19.057M	7.085462G	7.104519G	Inf	2

6.875-7.125GHz_802.11be EHT20-BF_Nss1,(MCS0)_2TX **EBW**

7115MHz

02/07/2024

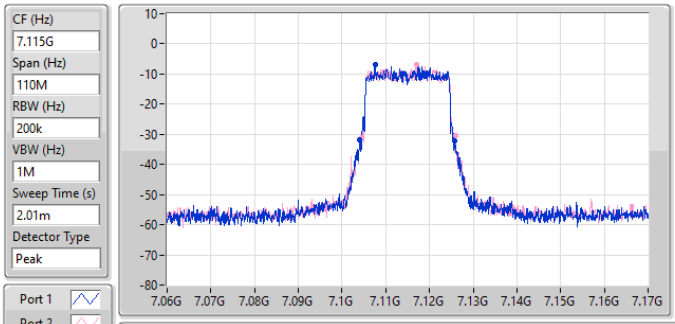

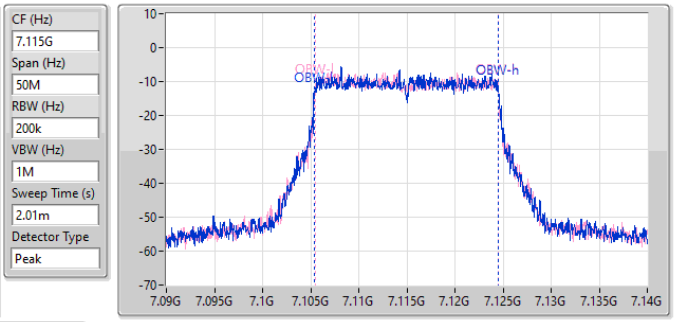

26dB(Hz)	Fl-26dB(Hz)	Fh-26dB(Hz)	OBW(Hz)	Fl-OBW(Hz)	Fh-OBW(Hz)	Limit(Hz)	Port
21.67M	7.104055G	7.125725G	19.095M	7.105432G	7.124527G	Inf	1
21.67M	7.104385G	7.126055G	19.017M	7.105469G	7.124486G	Inf	2

5.925-6.425GHz_802.11be EHT40-BF_Nss1,(MCS0)_2TX **EBW**

5965MHz

02/07/2024

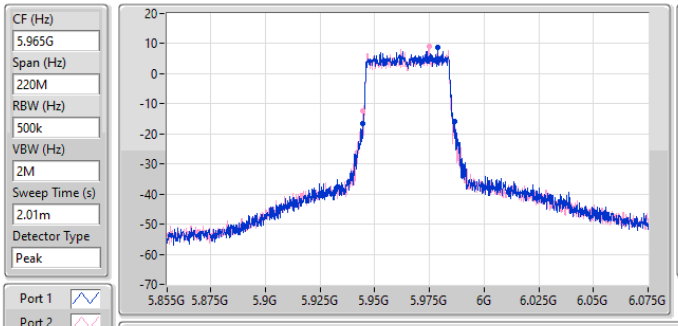

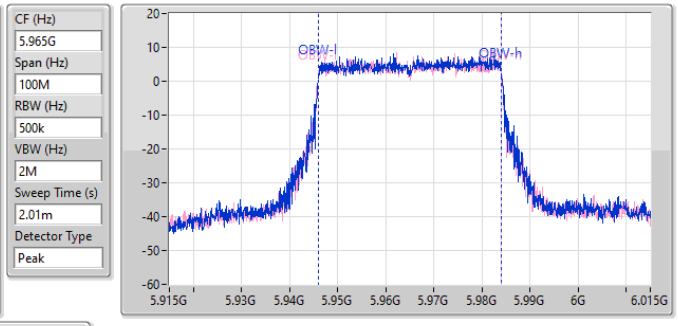

26dB(Hz)	Fl-26dB(Hz)	Fh-26dB(Hz)	OBW(Hz)	Fl-OBW(Hz)	Fh-OBW(Hz)	Limit(Hz)	Port
41.8M	5.94454G	5.98634G	37.965M	5.94609G	5.984055G	Inf	1
42.35M	5.94432G	5.98667G	37.943M	5.946065G	5.984008G	Inf	2

5.925-6.425GHz_802.11be EHT40-BF_Nss1,(MCS0)_2TX **EBW**

6165MHz

02/07/2024

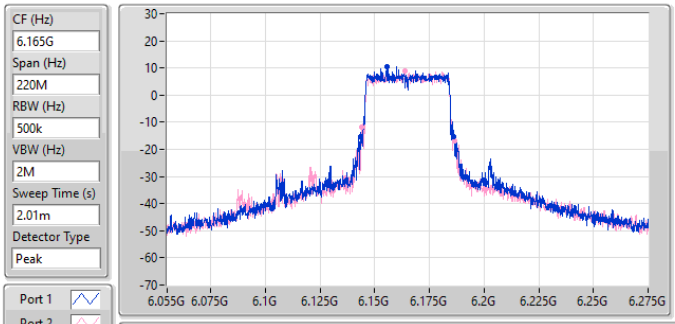

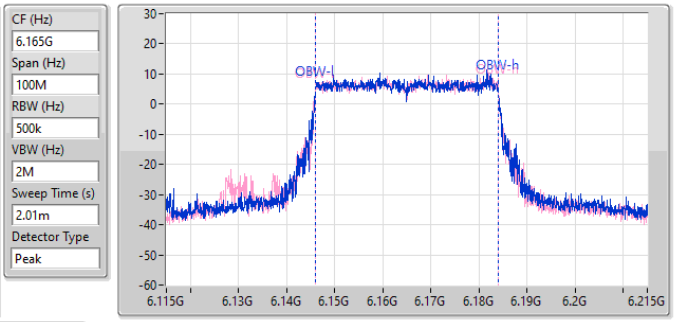

26dB(Hz)	Fl-26dB(Hz)	Fh-26dB(Hz)	OBW(Hz)	Fl-OBW(Hz)	Fh-OBW(Hz)	Limit(Hz)	Port
42.35M	6.14355G	6.1859G	37.977M	6.146024G	6.184G	Inf	1
42.68M	6.14388G	6.18656G	37.971M	6.146038G	6.184009G	Inf	2

5.925-6.425GHz_802.11be EHT40-BF_Nss1,(MCS0)_2TX **EBW**

6405MHz

20/05/2024

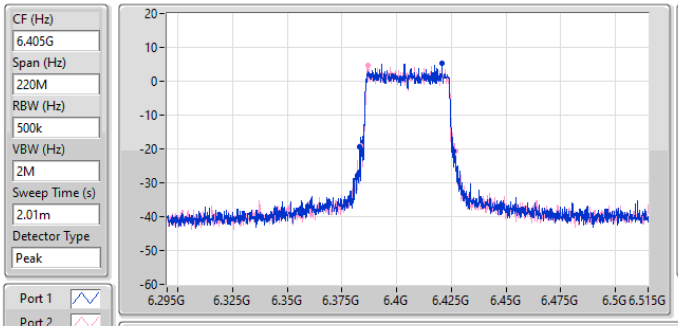

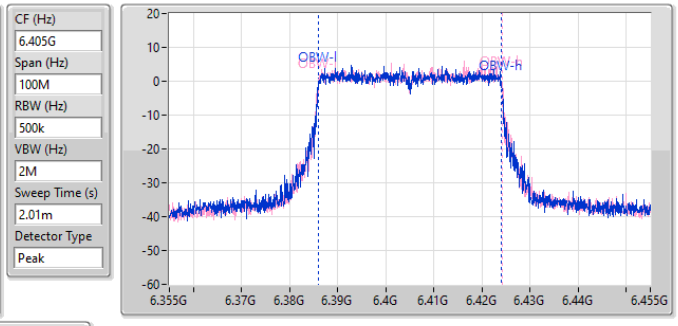

26dB(Hz)	Fl-26dB(Hz)	Fh-26dB(Hz)	OBW(Hz)	Fl-OBW(Hz)	Fh-OBW(Hz)	Limit(Hz)	Port
43.23M	6.383G	6.42623G	38.081M	6.38596G	6.42404G	Inf	1
43.56M	6.38355G	6.42711G	38.081M	6.386059G	6.42414G	Inf	2

6.425-6.525GHz_802.11be EHT40-BF_Nss1,(MCS0)_2TX **EBW**

6445MHz

20/05/2024

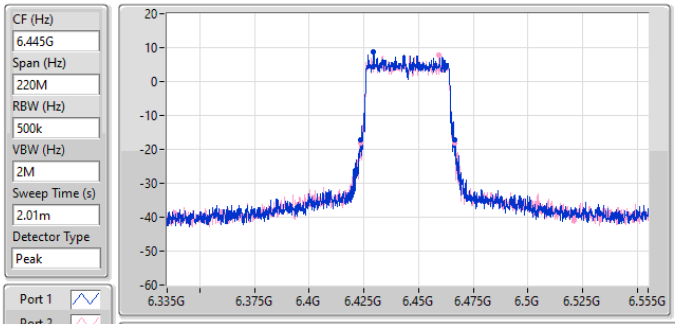

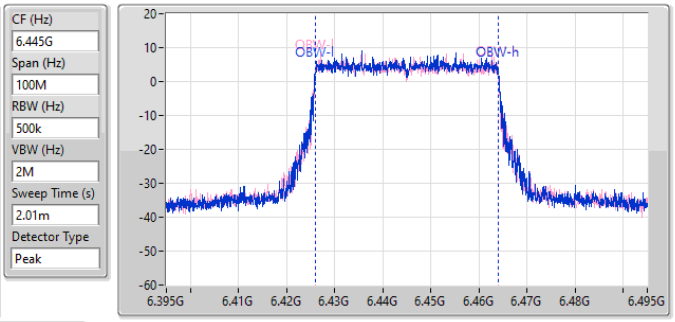

26dB(Hz)	Fl-26dB(Hz)	Fh-26dB(Hz)	OBW(Hz)	Fl-OBW(Hz)	Fh-OBW(Hz)	Limit(Hz)	Port
43.12M	6.42333G	6.46645G	38.031M	6.426009G	6.46404G	Inf	1
43.01M	6.42333G	6.46634G	37.981M	6.42596G	6.463941G	Inf	2

6.425-6.525GHz_802.11be EHT40-BF_Nss1,(MCS0)_2TX **EBW**

6485MHz

20/05/2024

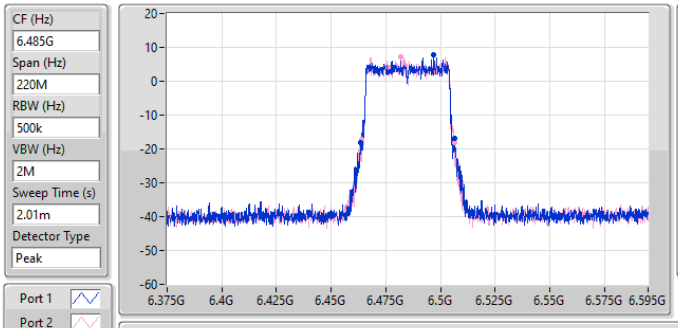

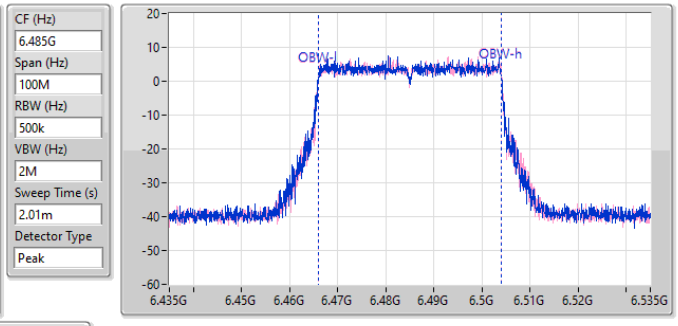

26dB(Hz)	Fl-26dB(Hz)	Fh-26dB(Hz)	OBW(Hz)	Fl-OBW(Hz)	Fh-OBW(Hz)	Limit(Hz)	Port
42.9M	6.46344G	6.50634G	37.981M	6.466009G	6.503991G	Inf	1
42.68M	6.46388G	6.50656G	37.981M	6.466009G	6.503991G	Inf	2

6.425-6.525GHz_802.11be EHT40-BF_Nss1,(MCS0)_2TX **EBW**

6525MHz

20/05/2024

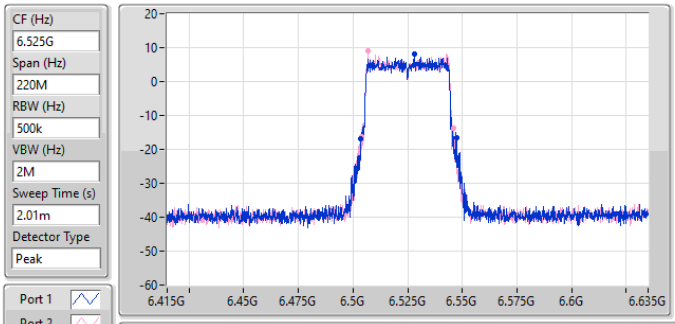

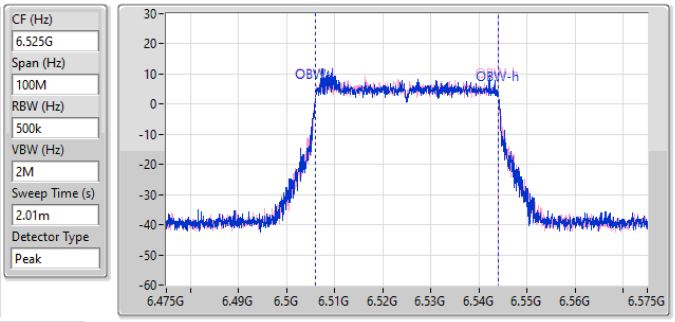

26dB(Hz)	Fl-26dB(Hz)	Fh-26dB(Hz)	OBW(Hz)	Fl-OBW(Hz)	Fh-OBW(Hz)	Limit(Hz)	Port
43.67M	6.50366G	6.54733G	37.881M	6.506059G	6.543941G	Inf	1
42.46M	6.50377G	6.54623G	37.931M	6.506059G	6.543991G	Inf	2

6.525-6.875GHz_802.11be EHT40-BF_Nss1,(MCS0)_2TX **EBW**

6565MHz

02/07/2024

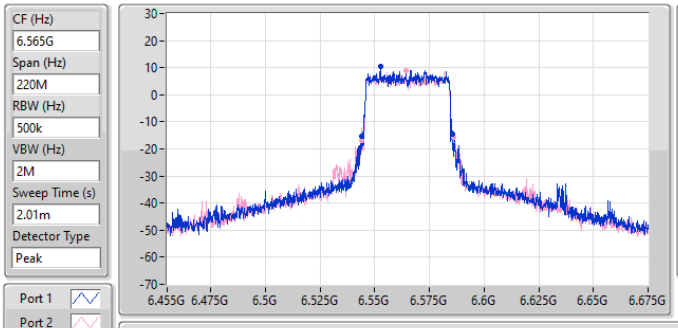

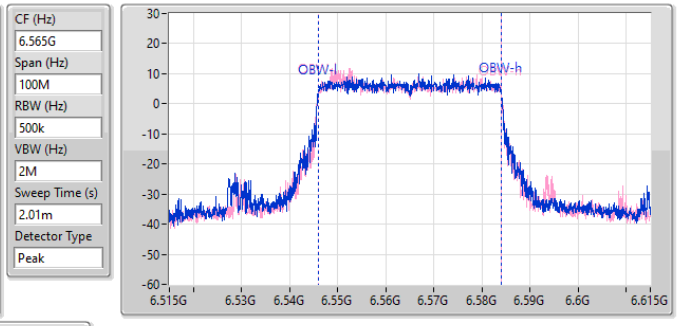

26dB(Hz)	Fl-26dB(Hz)	Fh-26dB(Hz)	OBW(Hz)	Fl-OBW(Hz)	Fh-OBW(Hz)	Limit(Hz)	Port
41.69M	6.54399G	6.58568G	37.989M	6.545973G	6.583962G	Inf	1
42.13M	6.54377G	6.5859G	37.908M	6.546027G	6.583935G	Inf	2

6.525-6.875GHz_802.11be EHT40-BF_Nss1,(MCS0)_2TX **EBW**

6685MHz

20/05/2024

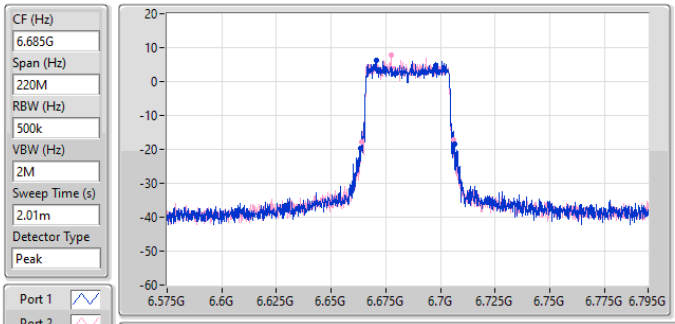

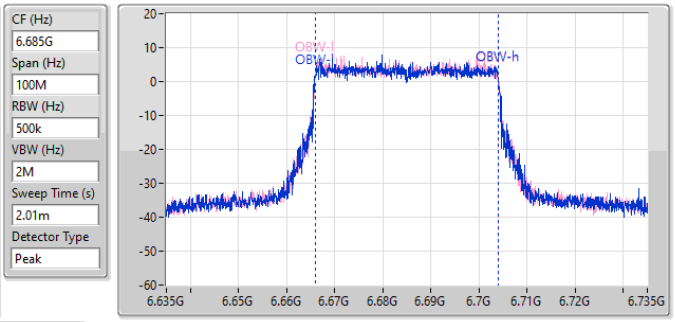

26dB(Hz)	Fl-26dB(Hz)	Fh-26dB(Hz)	OBW(Hz)	Fl-OBW(Hz)	Fh-OBW(Hz)	Limit(Hz)	Port
43.23M	6.66333G	6.70656G	38.031M	6.66596G	6.703991G	Inf	1
42.46M	6.66377G	6.70623G	38.031M	6.66596G	6.703991G	Inf	2

6.525-6.875GHz_802.11be EHT40-BF_Nss1,(MCS0)_2TX **EBW**

6885MHz

20/05/2024

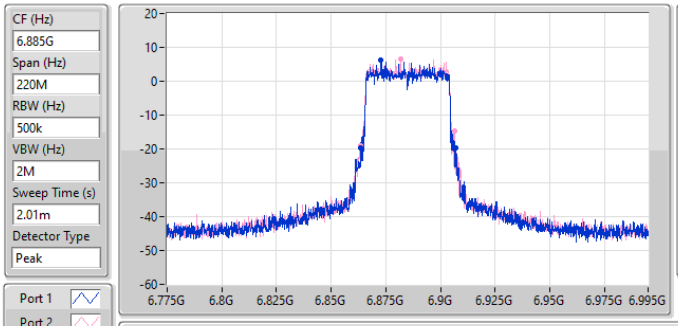

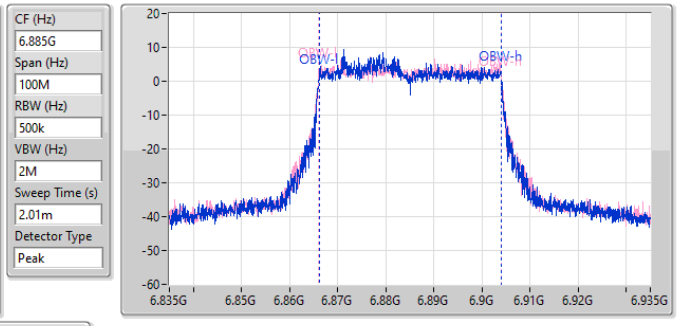

26dB(Hz)	Fl-26dB(Hz)	Fh-26dB(Hz)	OBW(Hz)	Fl-OBW(Hz)	Fh-OBW(Hz)	Limit(Hz)	Port
43.23M	6.86366G	6.90689G	37.831M	6.866109G	6.903941G	Inf	1
42.68M	6.86366G	6.90634G	38.031M	6.866009G	6.90404G	Inf	2

6.875-7.125GHz_802.11be EHT40-BF_Nss1,(MCS0)_2TX **EBW**

6925MHz

20/05/2024

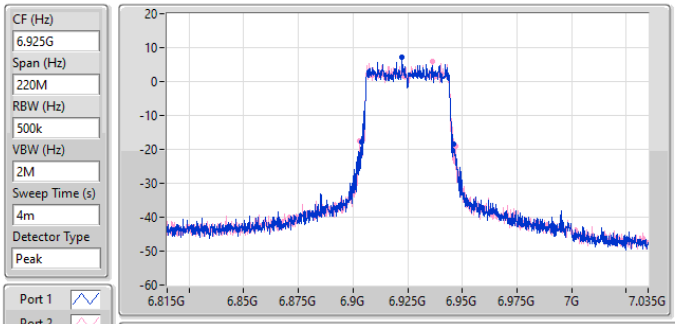

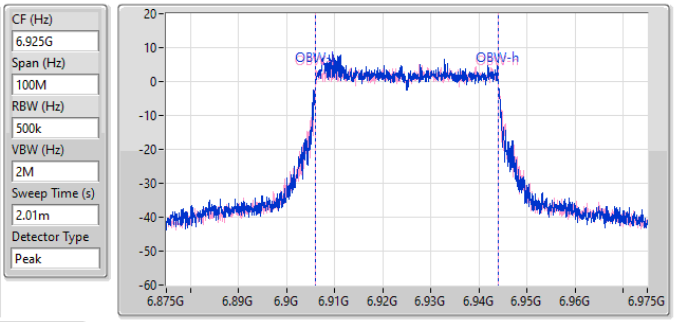

26dB(Hz)	Fl-26dB(Hz)	Fh-26dB(Hz)	OBW(Hz)	Fl-OBW(Hz)	Fh-OBW(Hz)	Limit(Hz)	Port
42.46M	6.90377G	6.94623G	37.931M	6.906059G	6.943991G	Inf	1
43.78M	6.90322G	6.947G	37.981M	6.906009G	6.943991G	Inf	2

6.875-7.125GHz_802.11be EHT40-BF_Nss1,(MCS0)_2TX **EBW**

7005MHz

20/05/2024

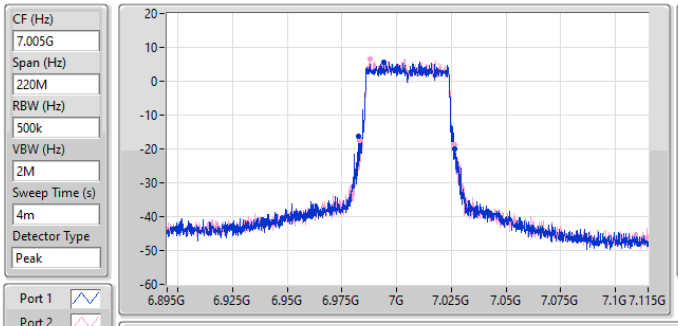

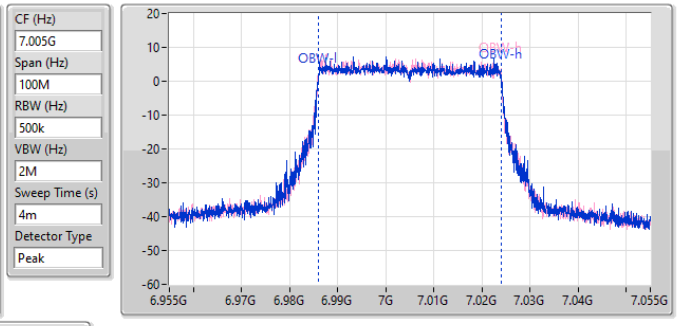

26dB(Hz)	Fl-26dB(Hz)	Fh-26dB(Hz)	OBW(Hz)	Fl-OBW(Hz)	Fh-OBW(Hz)	Limit(Hz)	Port
44.22M	6.98245G	7.02667G	37.981M	6.986009G	7.023991G	Inf	1
43.12M	6.98322G	7.02634G	38.031M	6.98591G	7.023941G	Inf	2

6.875-7.125GHz_802.11be EHT40-BF_Nss1,(MCS0)_2TX **EBW**

7085MHz

02/07/2024

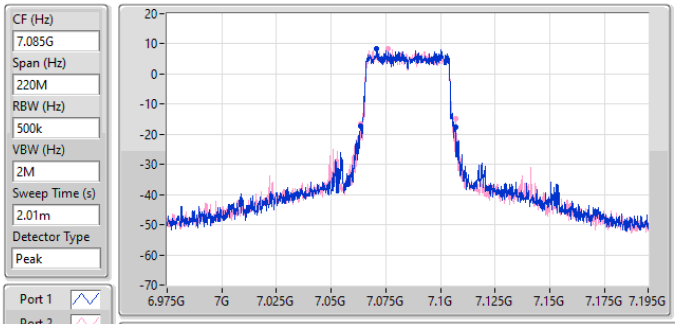

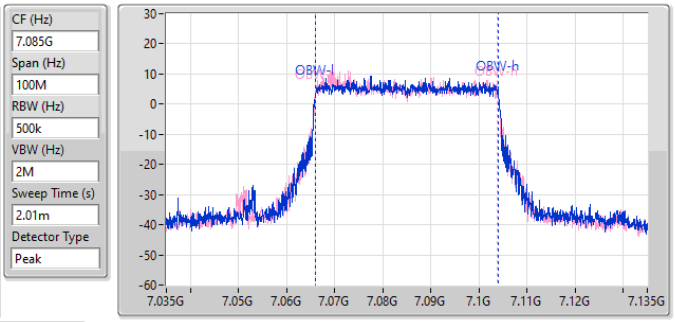

26dB(Hz)	Fl-26dB(Hz)	Fh-26dB(Hz)	OBW(Hz)	Fl-OBW(Hz)	Fh-OBW(Hz)	Limit(Hz)	Port
43.45M	7.06344G	7.10689G	38.037M	7.065988G	7.104025G	Inf	1
43.45M	7.06344G	7.10689G	37.863M	7.066032G	7.103895G	Inf	2

5.925-6.425GHz_802.11be EHT80-BF_Nss1,(MCS0)_2TX **EBW**

5985MHz

02/07/2024

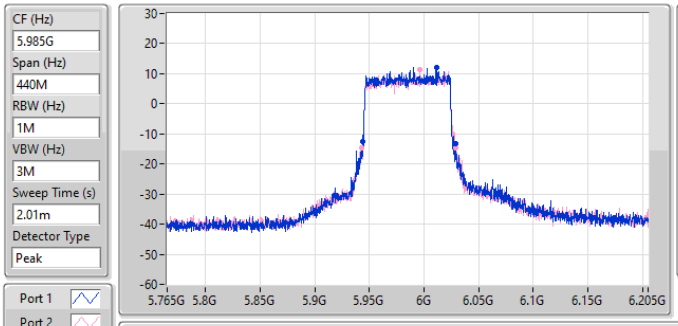

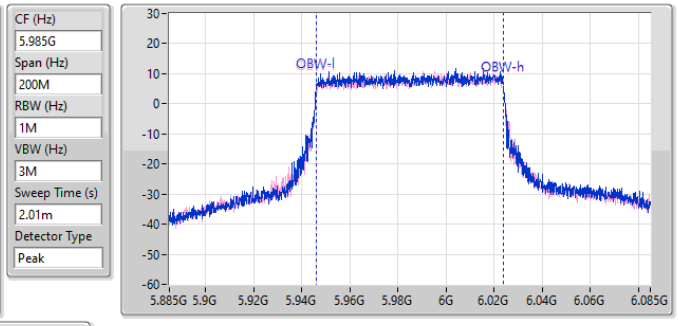

26dB(Hz)	Fl-26dB(Hz)	Fh-26dB(Hz)	OBW(Hz)	Fl-OBW(Hz)	Fh-OBW(Hz)	Limit(Hz)	Port
85.14M	5.94364G	6.02878G	77.526M	5.946283G	6.023808G	Inf	1
85.8M	5.94298G	6.02878G	77.606M	5.946317G	6.023923G	Inf	2

5.925-6.425GHz_802.11be EHT80-BF_Nss1,(MCS0)_2TX **EBW**

6145MHz

02/07/2024

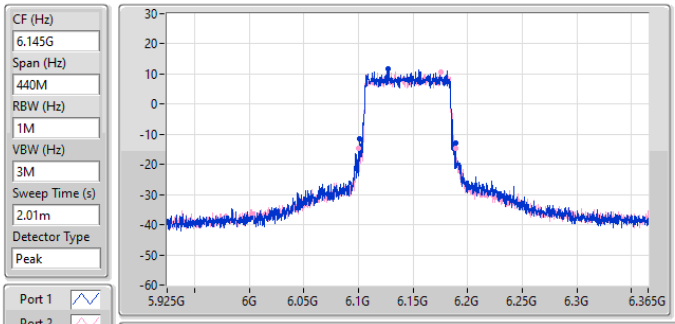

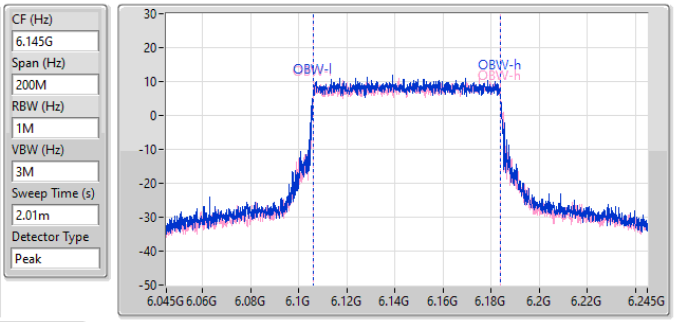

26dB(Hz)	Fl-26dB(Hz)	Fh-26dB(Hz)	OBW(Hz)	Fl-OBW(Hz)	Fh-OBW(Hz)	Limit(Hz)	Port
87.34M	6.10144G	6.18878G	77.632M	6.106174G	6.183806G	Inf	1
88.44M	6.10034G	6.18878G	77.704M	6.10615G	6.183855G	Inf	2

5.925-6.425GHz_802.11be EHT80-BF_Nss1,(MCS0)_2TX **EBW**

6385MHz

20/05/2024

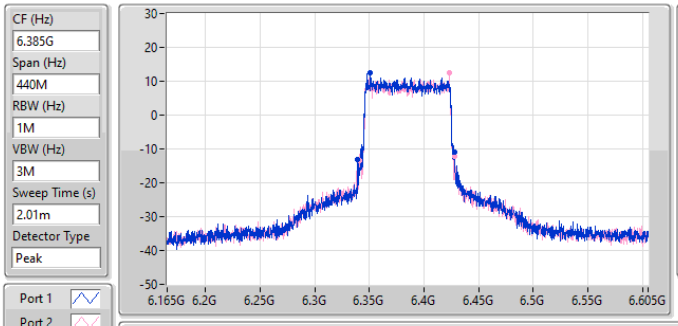

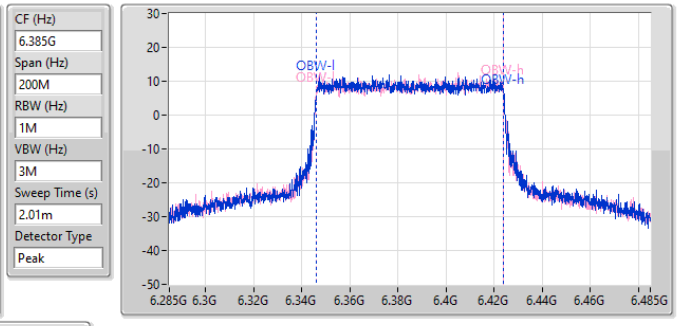

26dB(Hz)	Fl-26dB(Hz)	Fh-26dB(Hz)	OBW(Hz)	Fl-OBW(Hz)	Fh-OBW(Hz)	Limit(Hz)	Port
88.66M	6.33924G	6.4279G	77.661M	6.346219G	6.423881G	Inf	1
87.56M	6.34078G	6.42834G	77.761M	6.346119G	6.423881G	Inf	2

6.425-6.525GHz_802.11be EHT80-BF_Nss1,(MCS0)_2TX **EBW**

6465MHz

20/05/2024

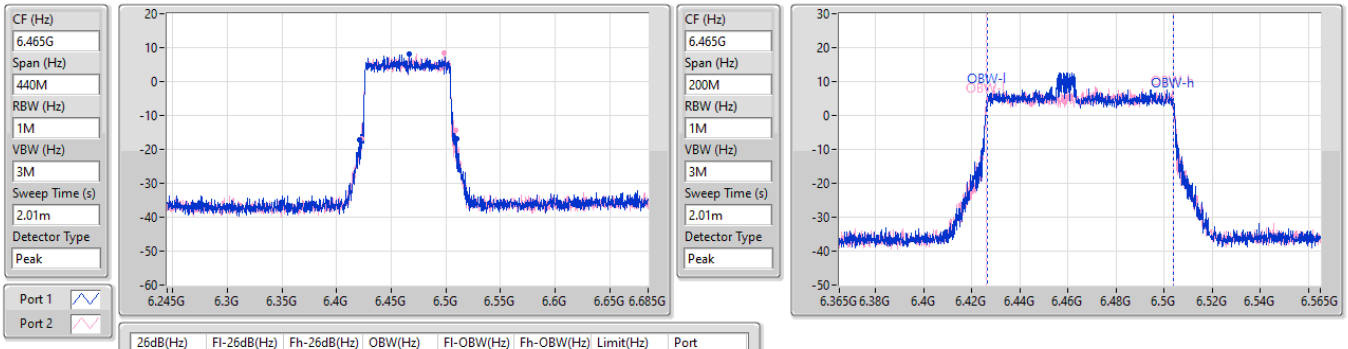

26dB(Hz)	Fl-26dB(Hz)	Fh-26dB(Hz)	OBW(Hz)	Fl-OBW(Hz)	Fh-OBW(Hz)	Limit(Hz)	Port
88.22M	6.42144G	6.50966G	77.561M	6.426319G	6.503881G	Inf	1
86.24M	6.42276G	6.509G	77.761M	6.426119G	6.503881G	Inf	2

6.425-6.525GHz_802.11be EHT80-BF_Nss1,(MCS0)_2TX **EBW**

6545MHz

20/05/2024

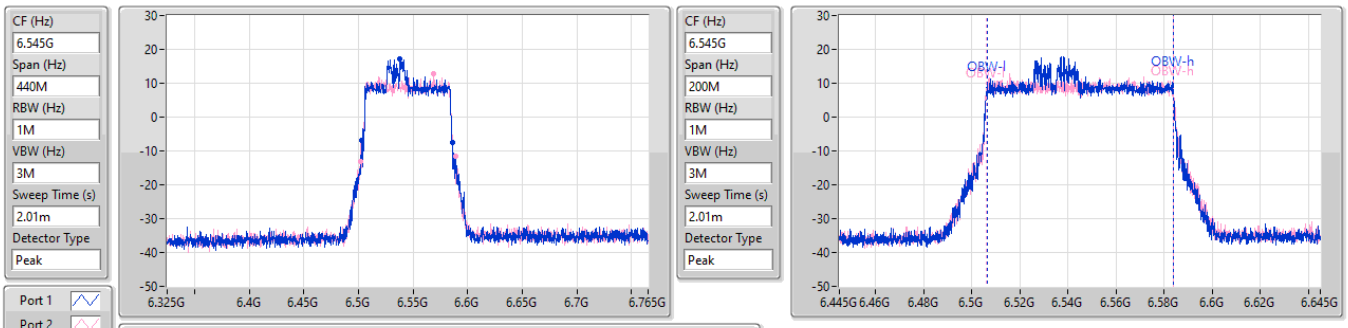

26dB(Hz)	Fl-26dB(Hz)	Fh-26dB(Hz)	OBW(Hz)	Fl-OBW(Hz)	Fh-OBW(Hz)	Limit(Hz)	Port
82.72M	6.50298G	6.5857G	77.461M	6.506319G	6.583781G	Inf	1
87.34M	6.50166G	6.589G	77.861M	6.506119G	6.583981G	Inf	2

6.525-6.875GHz_802.11be EHT80-BF_Nss1,(MCS0)_2TX **EBW**

6625MHz

20/05/2024

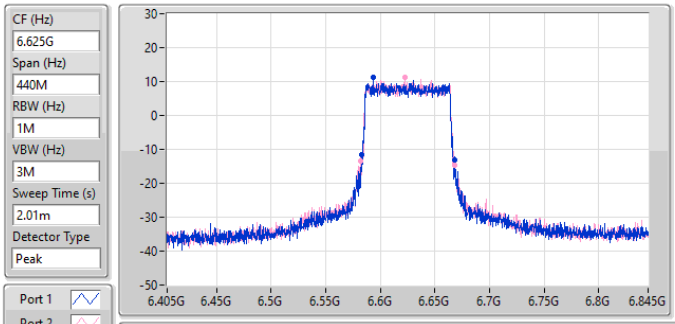

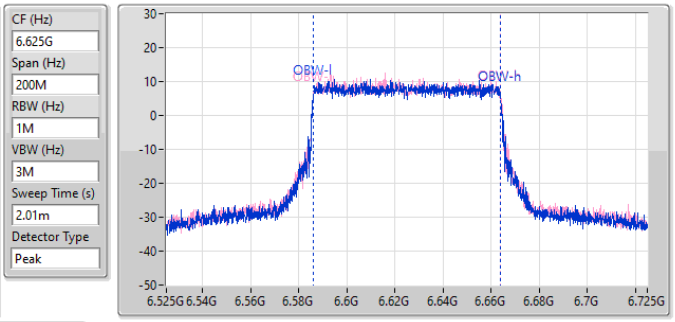

26dB(Hz)	Fl-26dB(Hz)	Fh-26dB(Hz)	OBW(Hz)	Fl-OBW(Hz)	Fh-OBW(Hz)	Limit(Hz)	Port
84.92M	6.58298G	6.6679G	77.661M	6.586119G	6.663781G	Inf	1
86.02M	6.5821G	6.66812G	77.661M	6.586219G	6.663881G	Inf	2

6.525-6.875GHz_802.11be EHT80-BF_Nss1,(MCS0)_2TX **EBW**

6705MHz

20/05/2024

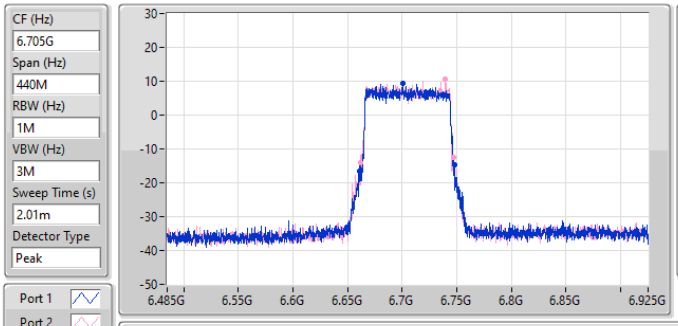

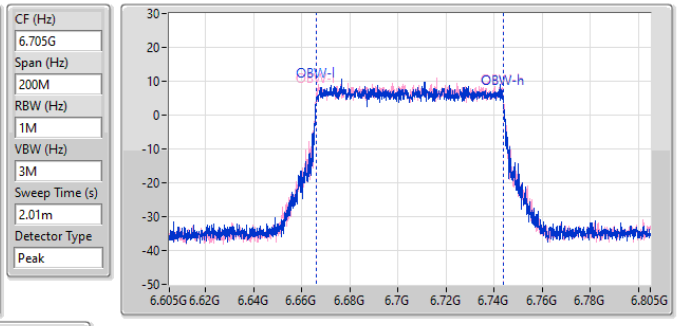

26dB(Hz)	Fl-26dB(Hz)	Fh-26dB(Hz)	OBW(Hz)	Fl-OBW(Hz)	Fh-OBW(Hz)	Limit(Hz)	Port
86.9M	6.66078G	6.74768G	77.661M	6.666119G	6.743781G	Inf	1
85.14M	6.6621G	6.74724G	77.661M	6.666119G	6.743781G	Inf	2

6.525-6.875GHz_802.11be EHT80-BF_Nss1,(MCS0)_2TX **EBW**

6785MHz

20/05/2024

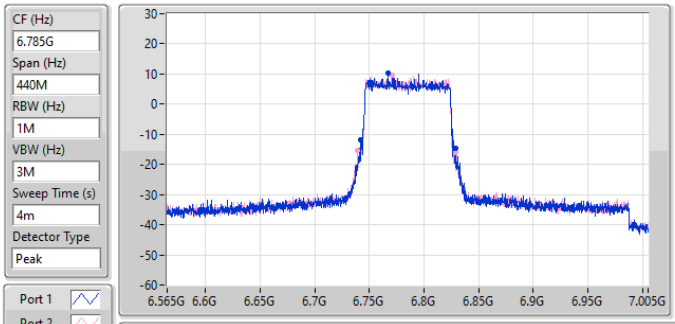

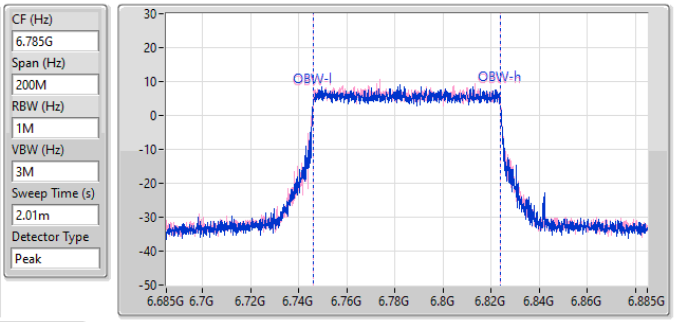

26dB(Hz)	Fl-26dB(Hz)	Fh-26dB(Hz)	OBW(Hz)	Fl-OBW(Hz)	Fh-OBW(Hz)	Limit(Hz)	Port
87.12M	6.74166G	6.82878G	77.661M	6.746119G	6.823781G	Inf	1
89.54M	6.73946G	6.829G	77.661M	6.746119G	6.823781G	Inf	2

6.525-6.875GHz_802.11be EHT80-BF_Nss1,(MCS0)_2TX **EBW**

6865MHz

20/05/2024

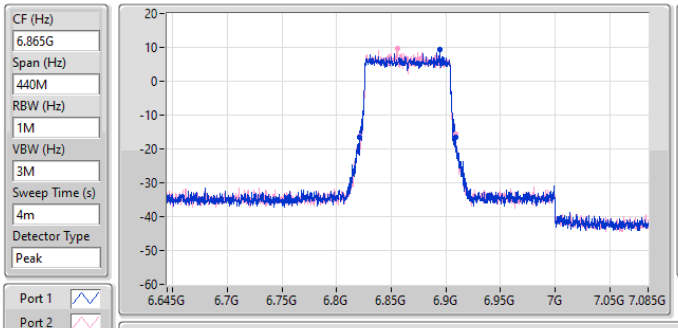

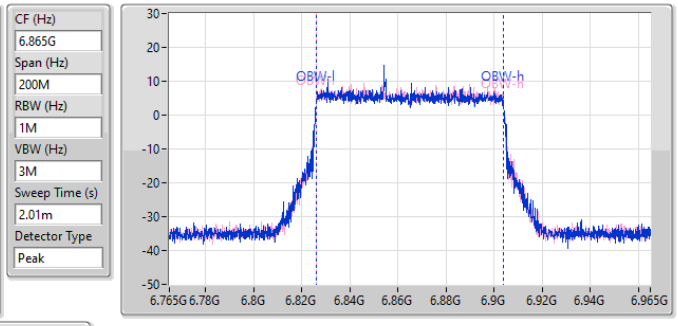

26dB(Hz)	Fl-26dB(Hz)	Fh-26dB(Hz)	OBW(Hz)	Fl-OBW(Hz)	Fh-OBW(Hz)	Limit(Hz)	Port
88.22M	6.82056G	6.90878G	77.661M	6.826119G	6.903781G	Inf	1
88.22M	6.82078G	6.909G	77.561M	6.826219G	6.903781G	Inf	2

6.875-7.125GHz_802.11be EHT80-BF_Nss1,(MCS0)_2TX **EBW**

6945MHz

20/05/2024

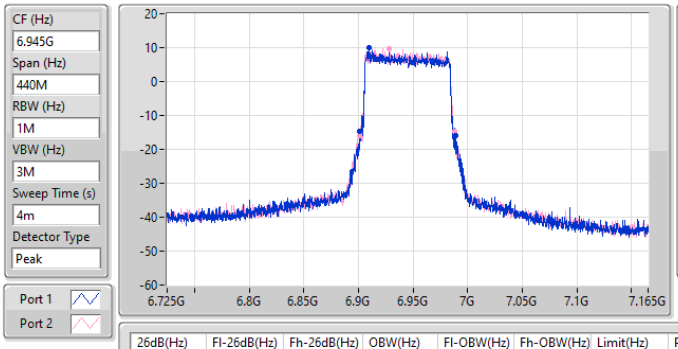

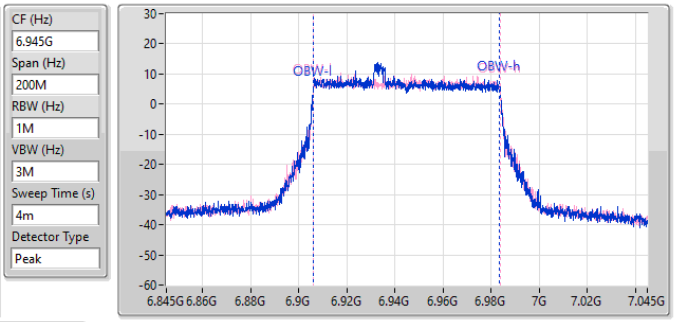

26dB(Hz)	Fl-26dB(Hz)	Fh-26dB(Hz)	OBW(Hz)	Fl-OBW(Hz)	Fh-OBW(Hz)	Limit(Hz)	Port
88.44M	6.90078G	6.98922G	77.361M	6.906219G	6.983581G	Inf	1
86.9M	6.901G	6.9879G	77.661M	6.906119G	6.983781G	Inf	2

6.875-7.125GHz_802.11be EHT80-BF_Nss1,(MCS0)_2TX **EBW**

7025MHz

16/05/2024

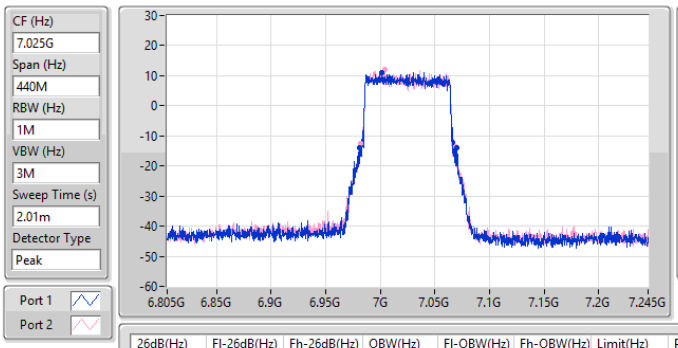

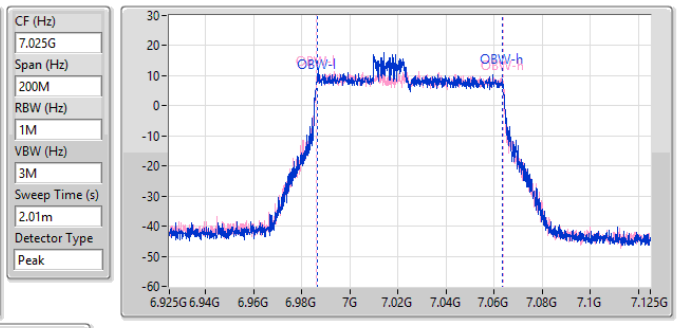

26dB(Hz)	Fl-26dB(Hz)	Fh-26dB(Hz)	OBW(Hz)	Fl-OBW(Hz)	Fh-OBW(Hz)	Limit(Hz)	Port
89.32M	6.98078G	7.0701G	77.203M	6.986327G	7.06353G	Inf	1
87.34M	6.9821G	7.06944G	77.668M	6.986084G	7.063751G	Inf	2

5.925-6.425GHz_802.11be EHT160-BF_Nss1,(MCS0)_2TX **EBW**

6025MHz

16/05/2024

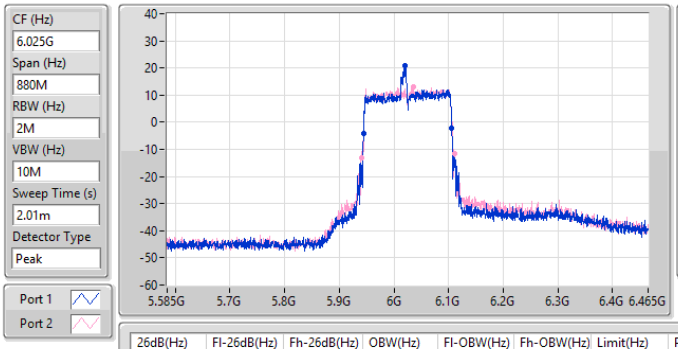

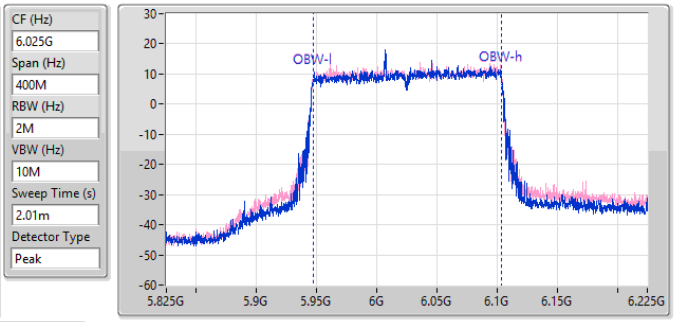

26dB(Hz)	Fl-26dB(Hz)	Fh-26dB(Hz)	OBW(Hz)	Fl-OBW(Hz)	Fh-OBW(Hz)	Limit(Hz)	Port
161.48M	5.94448G	6.10596G	156.804M	5.946896G	6.1037G	Inf	1
171.6M	5.94008G	6.11168G	156.775M	5.94693G	6.103705G	Inf	2

5.925-6.425GHz_802.11be EHT160-BF_Nss1,(MCS0)_2TX **EBW**

6185MHz

16/05/2024

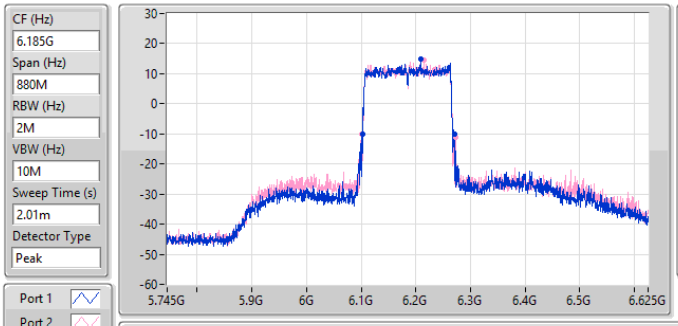

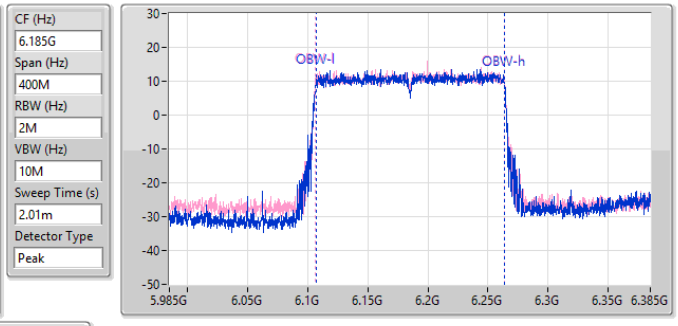

26dB(Hz)	Fl-26dB(Hz)	Fh-26dB(Hz)	OBW(Hz)	Fl-OBW(Hz)	Fh-OBW(Hz)	Limit(Hz)	Port
168.52M	6.10184G	6.27036G	156.662M	6.106786G	6.263448G	Inf	1
171.16M	6.10096G	6.27212G	157.043M	6.106594G	6.263636G	Inf	2

5.925-6.425GHz_802.11be EHT160-BF_Nss1,(MCS0)_2TX **EBW**

6345MHz

16/05/2024

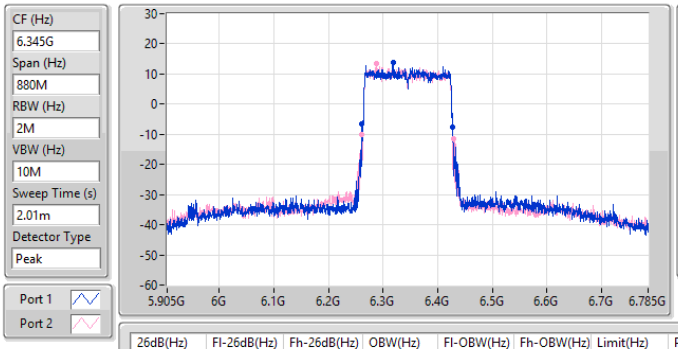

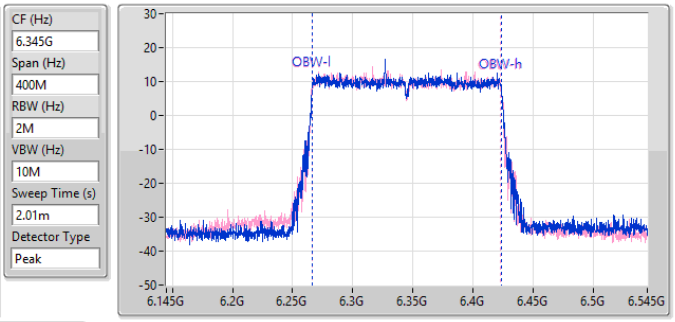

26dB(Hz)	Fl-26dB(Hz)	Fh-26dB(Hz)	OBW(Hz)	Fl-OBW(Hz)	Fh-OBW(Hz)	Limit(Hz)	Port
166.76M	6.2614G	6.42816G	156.842M	6.266506G	6.423348G	Inf	1
168.96M	6.26096G	6.42992G	156.792M	6.266447G	6.423239G	Inf	2

6.425-6.525GHz_802.11be EHT160-BF_Nss1,(MCS0)_2TX **EBW**

6505MHz

02/07/2024

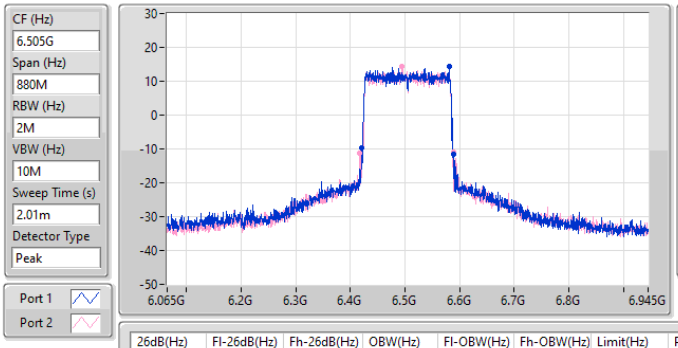

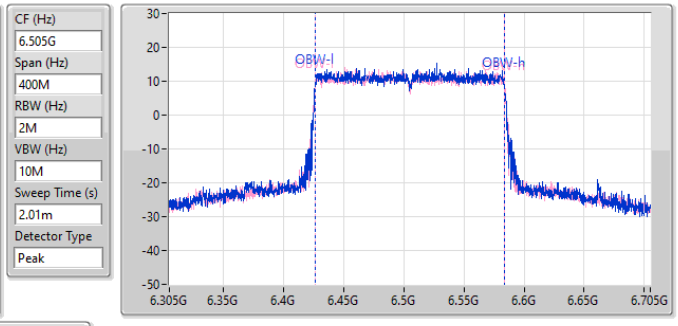

26dB(Hz)	Fl-26dB(Hz)	Fh-26dB(Hz)	OBW(Hz)	Fl-OBW(Hz)	Fh-OBW(Hz)	Limit(Hz)	Port
168.08M	6.4214G	6.58948G	156.941M	6.426485G	6.583426G	Inf	1
171.6M	6.41788G	6.58948G	157.015M	6.426496G	6.583511G	Inf	2

6.525-6.875GHz_802.11be EHT160-BF_Nss1,(MCS0)_2TX **EBW**

6665MHz

16/05/2024

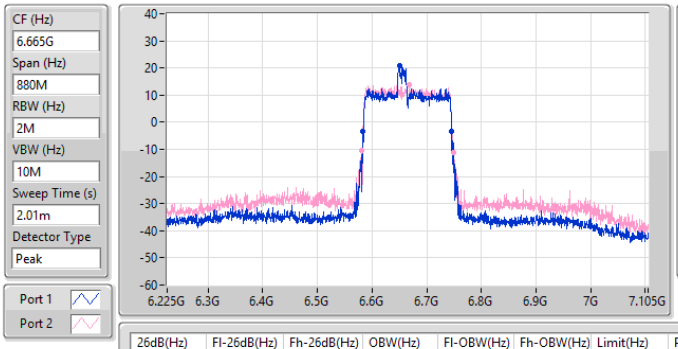

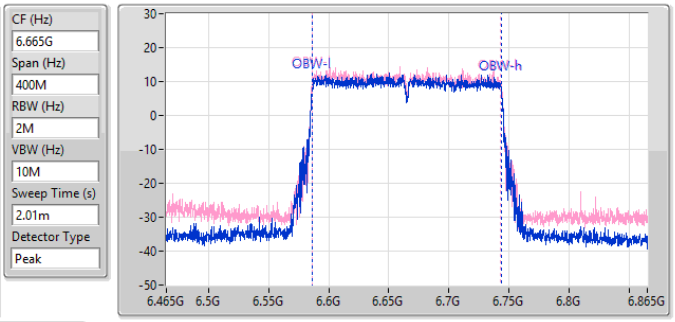

26dB(Hz)	Fl-26dB(Hz)	Fh-26dB(Hz)	OBW(Hz)	Fl-OBW(Hz)	Fh-OBW(Hz)	Limit(Hz)	Port
161.92M	6.5836G	6.74552G	156.767M	6.586533G	6.743301G	Inf	1
168.52M	6.58008G	6.7486G	156.812M	6.586421G	6.743233G	Inf	2

6.525-6.875GHz_802.11be EHT160-BF_Nss1,(MCS0)_2TX **EBW**

6825MHz

02/07/2024

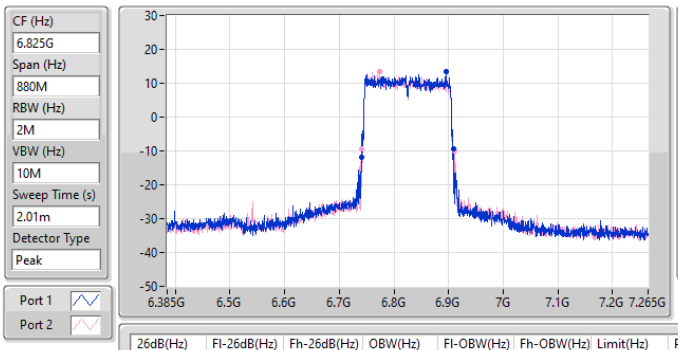

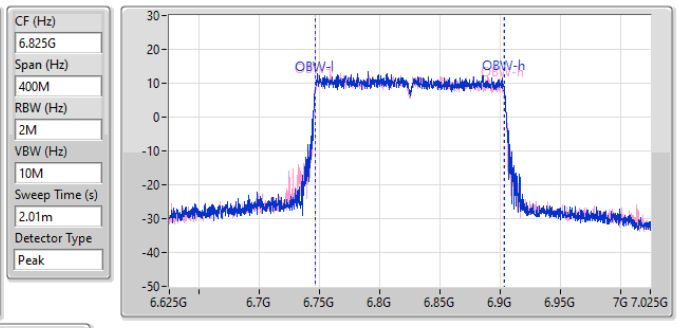

26dB(Hz)	Fl-26dB(Hz)	Fh-26dB(Hz)	OBW(Hz)	Fl-OBW(Hz)	Fh-OBW(Hz)	Limit(Hz)	Port
168.52M	6.74052G	6.90904G	156.832M	6.746483G	6.903315G	Inf	1
170.28M	6.74096G	6.91124G	156.523M	6.746547G	6.90307G	Inf	2

6.875-7.125GHz_802.11be EHT160-BF_Nss1,(MCS0)_2TX **EBW**

6985MHz

02/07/2024

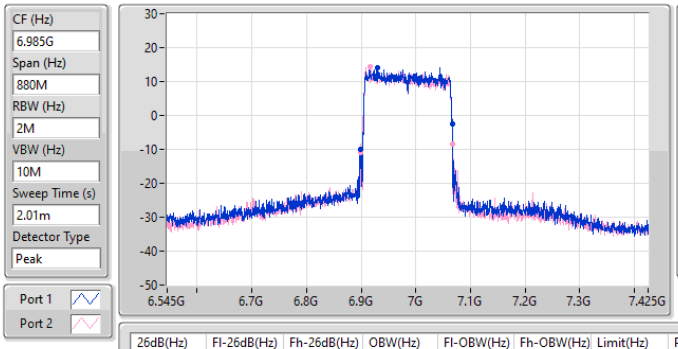

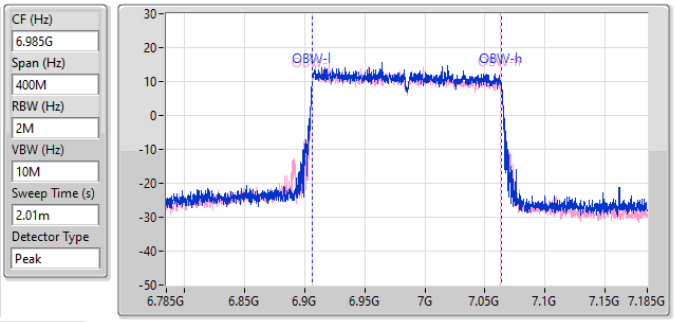

26dB(Hz)	Fl-26dB(Hz)	Fh-26dB(Hz)	OBW(Hz)	Fl-OBW(Hz)	Fh-OBW(Hz)	Limit(Hz)	Port
168.52M	6.89832G	7.06684G	156.916M	6.906326G	7.063243G	Inf	1
168.96M	6.89876G	7.06772G	156.702M	6.906352G	7.063054G	Inf	2

5.925-6.425GHz_802.11be EHT320-BF_Nss1,(MCS0)_2TX **EBW**

6105MHz

16/05/2024

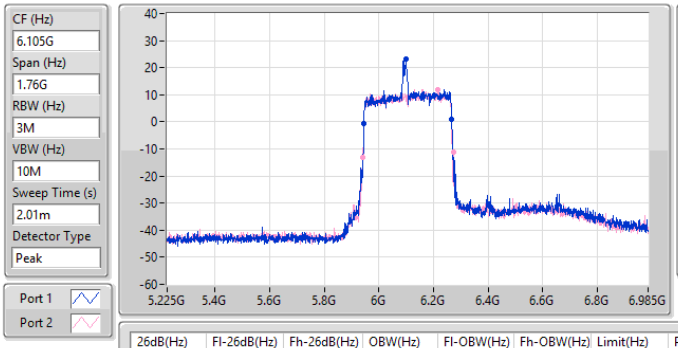

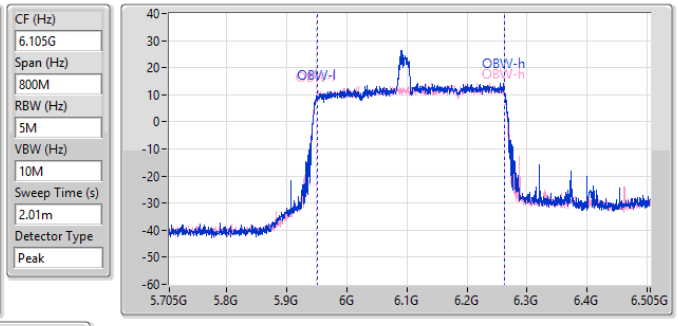

26dB(Hz)	Fl-26dB(Hz)	Fh-26dB(Hz)	OBW(Hz)	Fl-OBW(Hz)	Fh-OBW(Hz)	Limit(Hz)	Port
322.08M	5.94484G	6.26692G	311.293M	5.950984G	6.262277G	Inf	1
331.76M	5.94044G	6.2722G	314.424M	5.948598G	6.263022G	Inf	2

5.925-6.425GHz_802.11be EHT320-BF_Nss1,(MCS0)_2TX **EBW**

6265MHz

16/05/2024

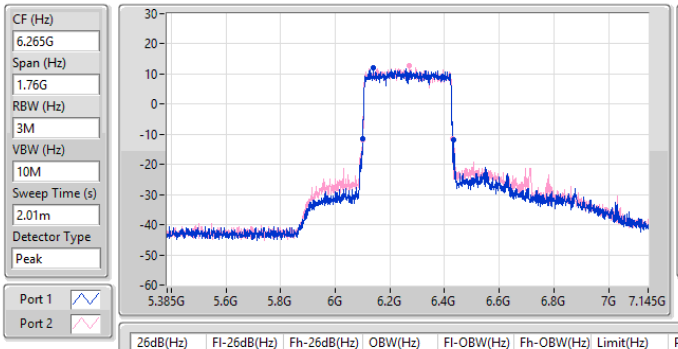

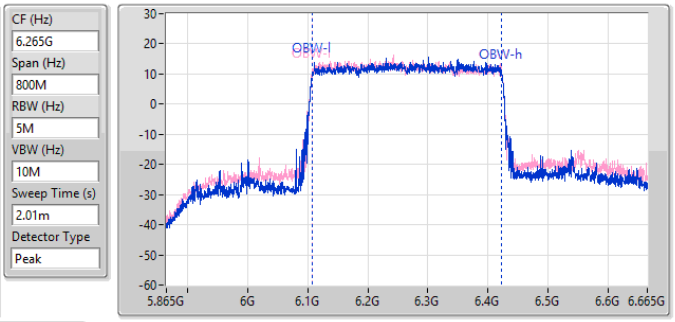

26dB(Hz)	Fl-26dB(Hz)	Fh-26dB(Hz)	OBW(Hz)	Fl-OBW(Hz)	Fh-OBW(Hz)	Limit(Hz)	Port
333.52M	6.09868G	6.4322G	315.155M	6.107709G	6.422864G	Inf	1
330.88M	6.09868G	6.42956G	315.136M	6.107358G	6.422494G	Inf	2

5.925-6.425GHz_802.11be EHT320-BF_Nss1,(MCS0)_2TX **EBW**

6425MHz

16/05/2024

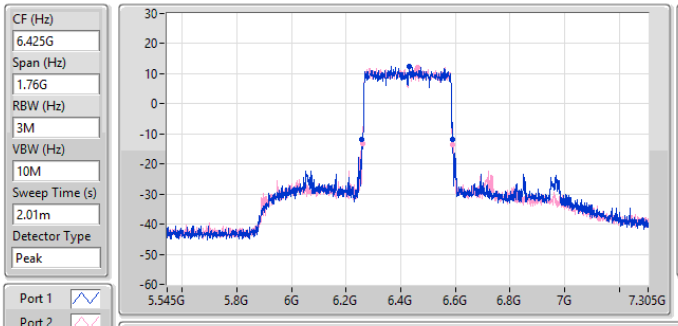

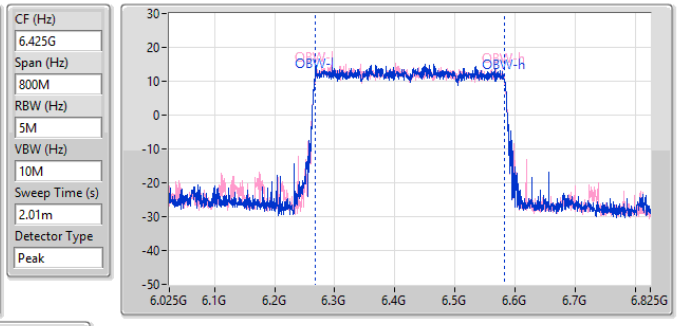

26dB(Hz)	Fl-26dB(Hz)	Fh-26dB(Hz)	OBW(Hz)	Fl-OBW(Hz)	Fh-OBW(Hz)	Limit(Hz)	Port
333.52M	6.2578G	6.59132G	315.731M	6.266882G	6.582613G	Inf	1
332.64M	6.25868G	6.59132G	315.508M	6.267024G	6.582532G	Inf	2

6.425-6.525GHz_802.11be EHT320-BF_Nss1,(MCS0)_2TX **EBW**

6585MHz

16/05/2024

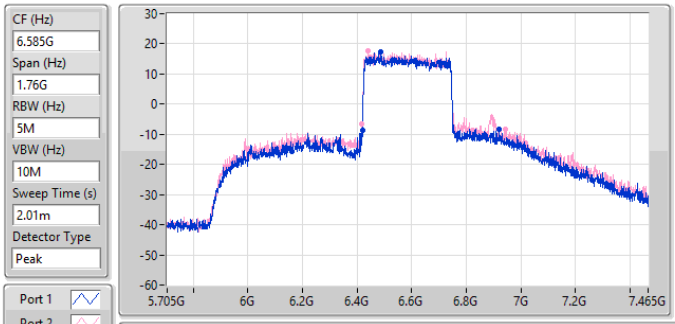

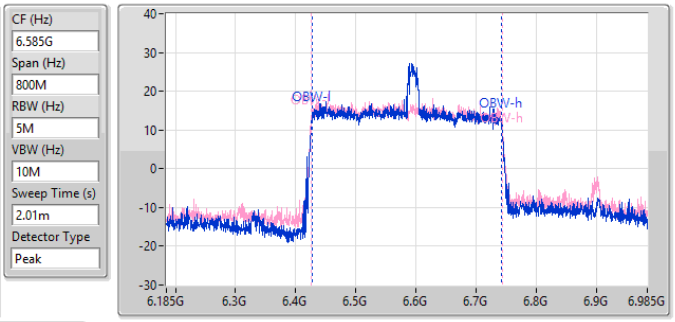

26dB(Hz)	Fl-26dB(Hz)	Fh-26dB(Hz)	OBW(Hz)	Fl-OBW(Hz)	Fh-OBW(Hz)	Limit(Hz)	Port
502.48M	6.41868G	6.92116G	313.648M	6.428021G	6.74167G	Inf	1
528M	6.41604G	6.94404G	318.251M	6.426106G	6.744357G	Inf	2

6.525-6.875GHz_802.11be EHT320-BF_Nss1,(MCS0)_2TX **EBW**

6745MHz

20/05/2024

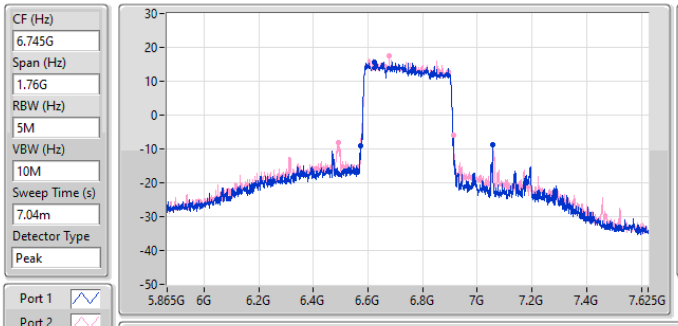

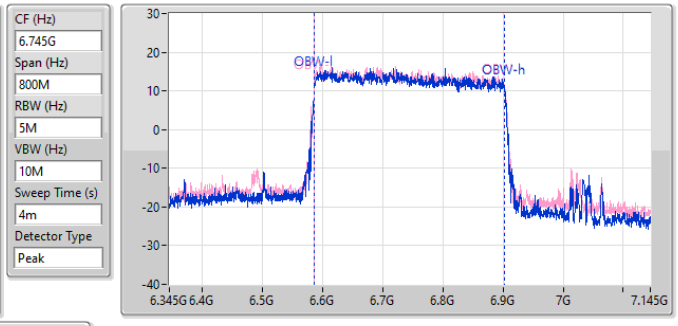

26dB(Hz)	Fl-26dB(Hz)	Fh-26dB(Hz)	OBW(Hz)	Fl-OBW(Hz)	Fh-OBW(Hz)	Limit(Hz)	Port
484.88M	6.57164G	7.05652G	315.842M	6.586279G	6.902121G	Inf	1
423.28M	6.49068G	6.91396G	315.442M	6.586679G	6.902121G	Inf	2

6.525-6.875GHz_802.11be EHT320-BF_Nss1,(MCS0)_2TX **EBW**

6905MHz

16/05/2024

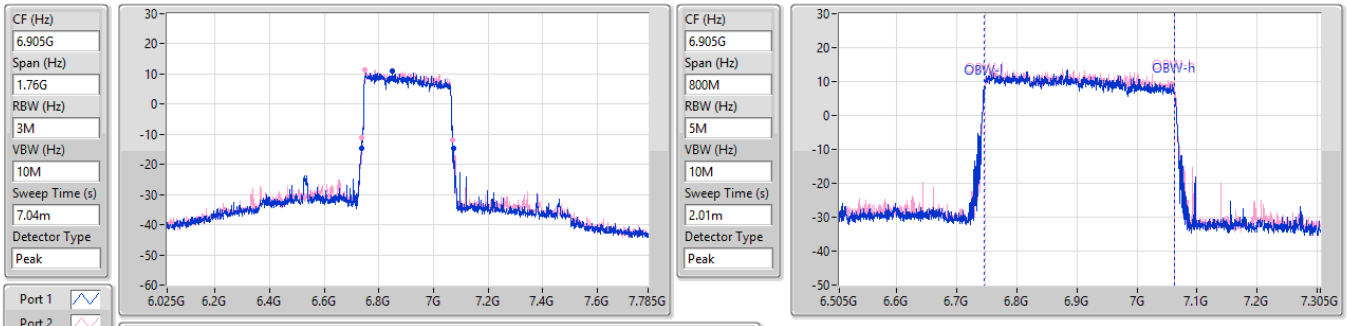

26dB(Hz)	Fl-26dB(Hz)	Fh-26dB(Hz)	OBW(Hz)	Fl-OBW(Hz)	Fh-OBW(Hz)	Limit(Hz)	Port
336.16M	6.73604G	7.0722G	315.124M	6.746439G	7.061563G	Inf	1
333.52M	6.73692G	7.07044G	314.97M	6.746811G	7.06178G	Inf	2

Summary

Mode	Total Power (dBm)	Total Power (W)	EIRP (dBm)	EIRP (W)
5.925-6.425GHz	-	-	-	-
802.11be EHT20-BF_Nss1,(MCS0)_2TX	18.07	0.06412	18.07	0.06412
802.11be EHT40-BF_Nss1,(MCS0)_2TX	21.61	0.14488	21.61	0.14488
802.11be EHT80-BF_Nss1,(MCS0)_2TX	26.72	0.46989	26.72	0.46989
802.11be EHT160-BF_Nss1,(MCS0)_2TX	27.52	0.56494	27.52	0.56494
802.11be EHT320-BF_Nss1,(MCS0)_2TX	28.31	0.67764	28.31	0.67764
6.425-6.525GHz	-	-	-	-
802.11be EHT20-BF_Nss1,(MCS0)_2TX	19.75	0.09441	19.75	0.09441
802.11be EHT40-BF_Nss1,(MCS0)_2TX	23.94	0.24774	23.94	0.24774
802.11be EHT80-BF_Nss1,(MCS0)_2TX	26.90	0.48978	26.90	0.48978
802.11be EHT160-BF_Nss1,(MCS0)_2TX	28.17	0.65615	28.17	0.65615
802.11be EHT320-BF_Nss1,(MCS0)_2TX	29.55	0.90157	29.55	0.90157
6.525-6.875GHz	-	-	-	-
802.11be EHT20-BF_Nss1,(MCS0)_2TX	20.37	0.10889	20.37	0.10889
802.11be EHT40-BF_Nss1,(MCS0)_2TX	23.82	0.24099	23.82	0.24099
802.11be EHT80-BF_Nss1,(MCS0)_2TX	25.83	0.38282	25.83	0.38282
802.11be EHT160-BF_Nss1,(MCS0)_2TX	27.36	0.54450	27.36	0.54450
802.11be EHT320-BF_Nss1,(MCS0)_2TX	27.64	0.58076	27.64	0.58076
6.875-7.125GHz	-	-	-	-
802.11be EHT20-BF_Nss1,(MCS0)_2TX	18.33	0.06808	18.33	0.06808
802.11be EHT40-BF_Nss1,(MCS0)_2TX	21.03	0.12677	21.03	0.12677
802.11be EHT80-BF_Nss1,(MCS0)_2TX	24.33	0.27102	24.33	0.27102
802.11be EHT160-BF_Nss1,(MCS0)_2TX	26.04	0.40179	26.04	0.40179

Result

Mode	Result	EIRP (dBm)	EIRP Limit (dBm)
802.11be EHT20-BF_Nss1,(MCS0)_2TX	-	-	-
5955MHz	Pass	18.07	30.00
6175MHz	Pass	18.00	30.00
6415MHz	Pass	17.13	30.00
6435MHz	Pass	19.75	30.00
6475MHz	Pass	17.24	30.00
6515MHz	Pass	17.53	30.00
6535MHz	Pass	20.37	30.00
6695MHz	Pass	19.91	30.00
6875MHz Straddle 6.525-6.875GHz	Pass	18.48	30.00
6895MHz	Pass	18.33	30.00
6995MHz	Pass	18.10	30.00
7095MHz	Pass	17.64	30.00
7115MHz	Pass	8.32	30.00
802.11be EHT40-BF_Nss1,(MCS0)_2TX	-	-	-
5965MHz	Pass	21.58	30.00
6165MHz	Pass	21.61	30.00
6405MHz	Pass	20.58	30.00
6445MHz	Pass	23.42	30.00
6485MHz	Pass	22.93	30.00
6525MHz Straddle 6.425-6.525GHz	Pass	23.94	30.00
6565MHz	Pass	23.40	30.00
6685MHz	Pass	23.82	30.00
6885MHz Straddle 6.525-6.875GHz	Pass	21.13	30.00
6925MHz	Pass	21.03	30.00
7005MHz	Pass	20.03	30.00
7085MHz	Pass	20.42	30.00
802.11be EHT80-BF_Nss1,(MCS0)_2TX	-	-	-
5985MHz	Pass	24.12	30.00
6145MHz	Pass	24.14	30.00
6385MHz	Pass	26.72	30.00
6465MHz	Pass	26.54	30.00
6545MHz Straddle 6.425-6.525GHz	Pass	26.90	30.00
6625MHz	Pass	25.55	30.00
6705MHz	Pass	25.83	30.00
6785MHz	Pass	24.61	30.00
6865MHz Straddle 6.525-6.875GHz	Pass	24.48	30.00
6945MHz	Pass	24.33	30.00
7025MHz	Pass	24.33	30.00
802.11be EHT160-BF_Nss1,(MCS0)_2TX	-	-	-
6025MHz	Pass	26.78	30.00
6185MHz	Pass	27.52	30.00
6345MHz	Pass	27.23	30.00
6505MHz Straddle 6.425-6.525GHz	Pass	28.17	30.00
6665MHz	Pass	27.36	30.00
6825MHz Straddle 6.525-6.875GHz	Pass	26.55	30.00
6985MHz	Pass	26.04	30.00
802.11be EHT320-BF_Nss1,(MCS0)_2TX	-	-	-
6105MHz	Pass	26.46	30.00
6265MHz	Pass	26.70	30.00
6425MHz Straddle 5.925-6.425GHz	Pass	28.31	30.00
6585MHz Straddle 6.425-6.525GHz	Pass	29.55	30.00
6745MHz Straddle 6.525-6.875GHz	Pass	27.64	30.00
6905MHz Straddle 6.525-6.875GHz	Pass	25.05	30.00

DG = Directional Gain; Port X = Port X output power
Inf = There's no restriction for the limit.

EIRP;Band:6.2G;be20,BF;BWch:20MHz;Nss:1,(M0);Nant:2;Ch:5955MHz;TX

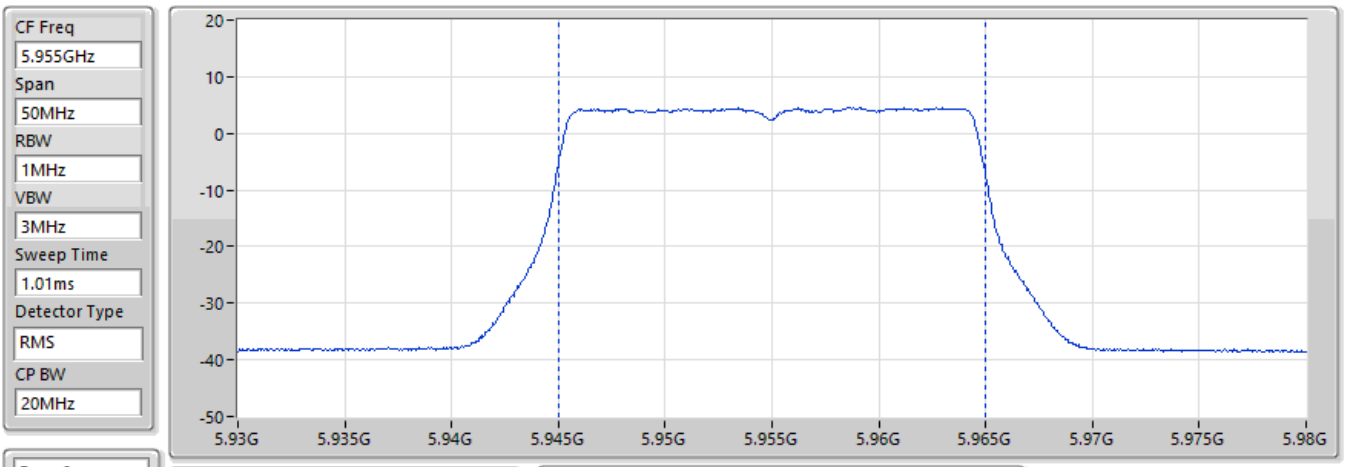

EIRP (dBm)
18.07

EIRP=Pr+Lp [Lp Free Space Path Loss]
Pr=Pmeas-Gr+Lc-Gamp

Pmeas	Gr (dBi)	Lc (dB)	Gamp (dB)	Lp (dB)
-2.20	13.12	7.45	31.60	57.54

EIRP;Band:6.2G;be20,BF;BWch:20MHz;Nss:1,(M0);Nant:2;Ch:6175MHz;TX

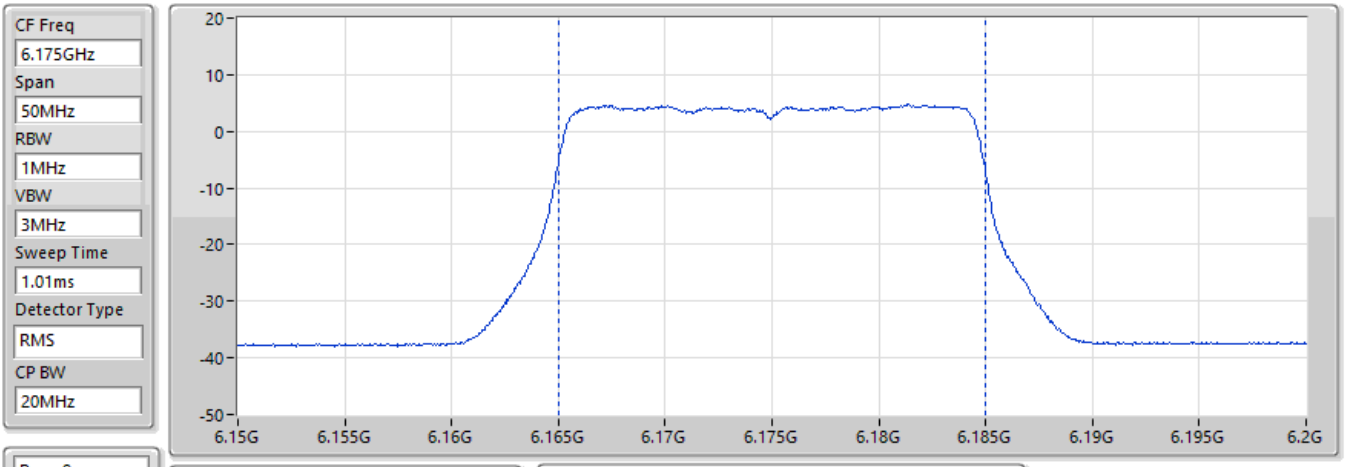

EIRP (dBm)
18

EIRP=Pr+Lp [Lp Free Space Path Loss]
Pr=Pmeas-Gr+Lc-Gamp

Pmeas	Gr (dBi)	Lc (dB)	Gamp (dB)	Lp (dB)
-3.04	13.20	7.61	31.23	57.86

EIRP;Band:6.2G;be20,BF;BWch:20MHz;Nss:1,(M0);Nant:2;Ch:6415MHz;TX

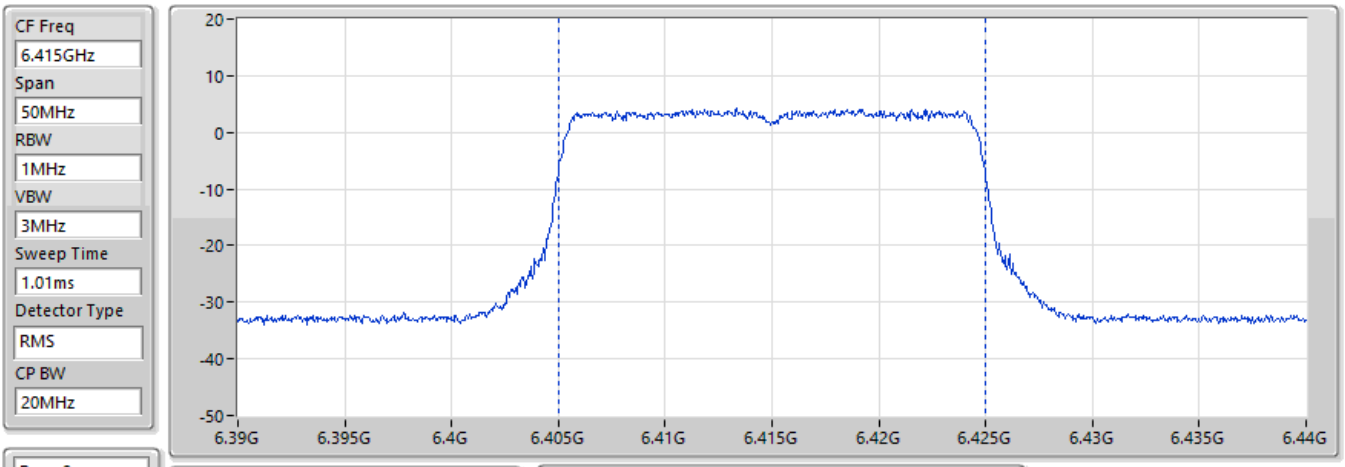

Page 9

EIRP (dBm)
17.13

EIRP=Pr+Lp [Lp Free Space Path Loss]
Pr=Pmeas-Gr+Lc-Gamp

Pmeas	Gr (dBi)	Lc (dB)	Gamp (dB)	Lp (dB)
-6.99	11.86	9.12	31.33	58.19

EIRP;Band:6.4G;be20,BF;BWch:20MHz;Nss:1,(M0);Nant:2;Ch:6435MHz;TX

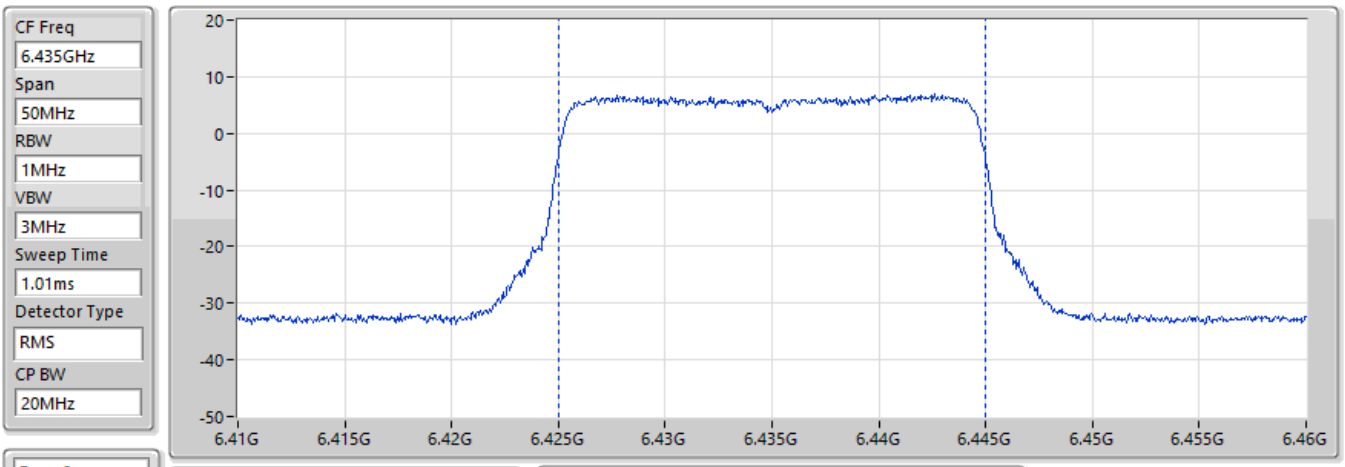

Page 9

EIRP (dBm)
19.75

EIRP=Pr+Lp [Lp Free Space Path Loss]
Pr=Pmeas-Gr+Lc-Gamp

Pmeas	Gr (dBi)	Lc (dB)	Gamp (dB)	Lp (dB)
-4.29	11.94	9.11	31.34	58.21

EIRP;Band:6.4G;be20,BF;BWch:20MHz;Nss:1,(M0);Nant:2;Ch:6475MHz;TX

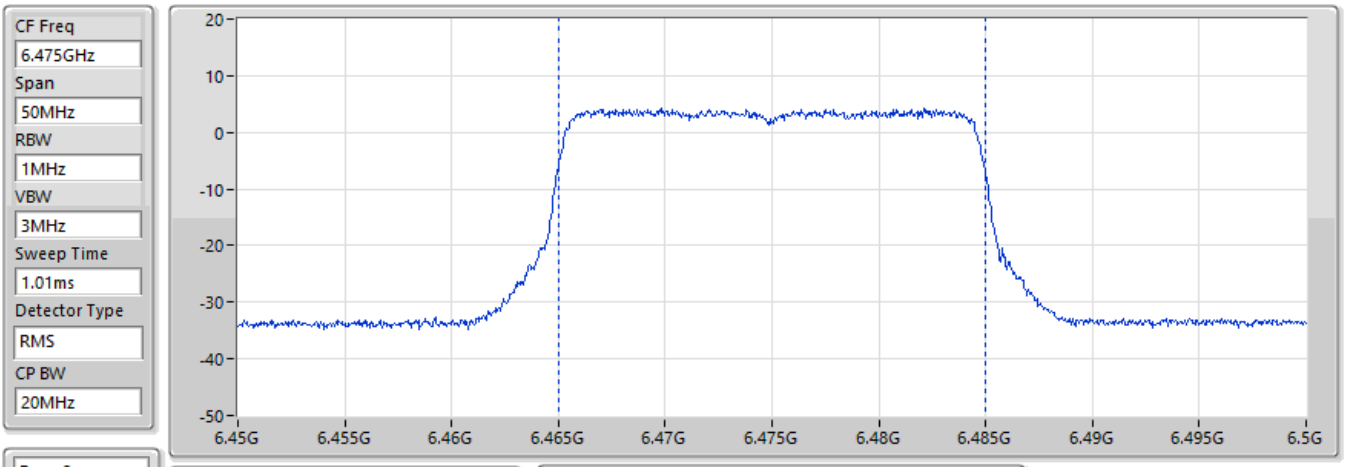

Page 9

EIRP (dBm)
17.24

EIRP=Pr+Lp [Lp Free Space Path Loss]
Pr=Pmeas-Gr+Lc-Gamp

Pmeas	Gr (dBi)	Lc (dB)	Gamp (dB)	Lp (dB)
-5.89	12.35	7.78	30.57	58.27

EIRP;Band:6.4G;be20,BF;BWch:20MHz;Nss:1,(M0);Nant:2;Ch:6515MHz;TX

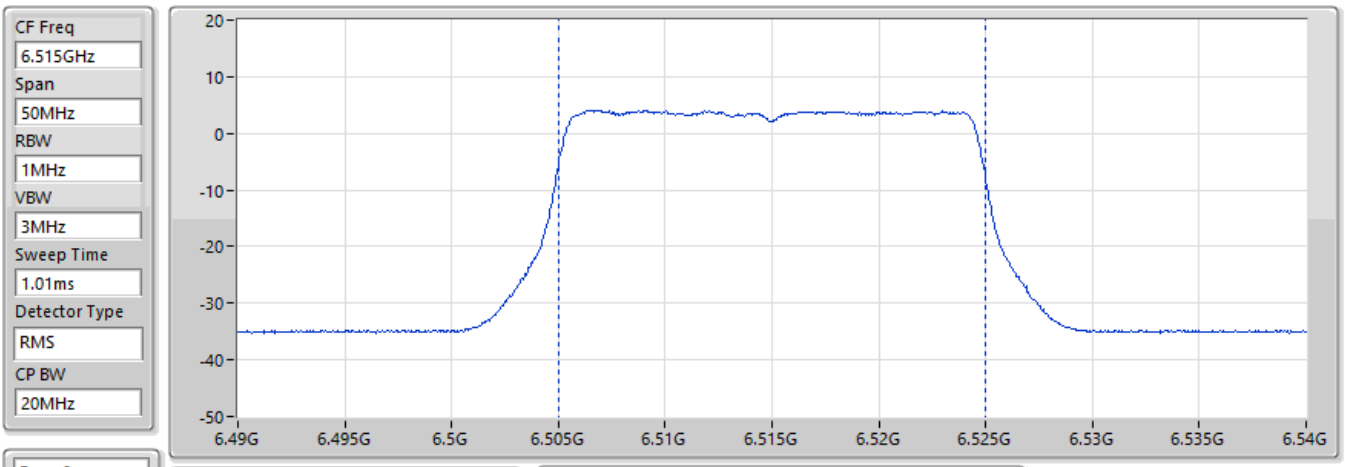

Page 9

EIRP (dBm)
17.53

EIRP=Pr+Lp [Lp Free Space Path Loss]
Pr=Pmeas-Gr+Lc-Gamp

Pmeas	Gr (dBi)	Lc (dB)	Gamp (dB)	Lp (dB)
-5.76	12.27	7.80	30.56	58.32

EIRP;Band:6.7G;be20,BF;BWch:20MHz;Nss:1,(M0);Nant:2;Ch:6535MHz;TX

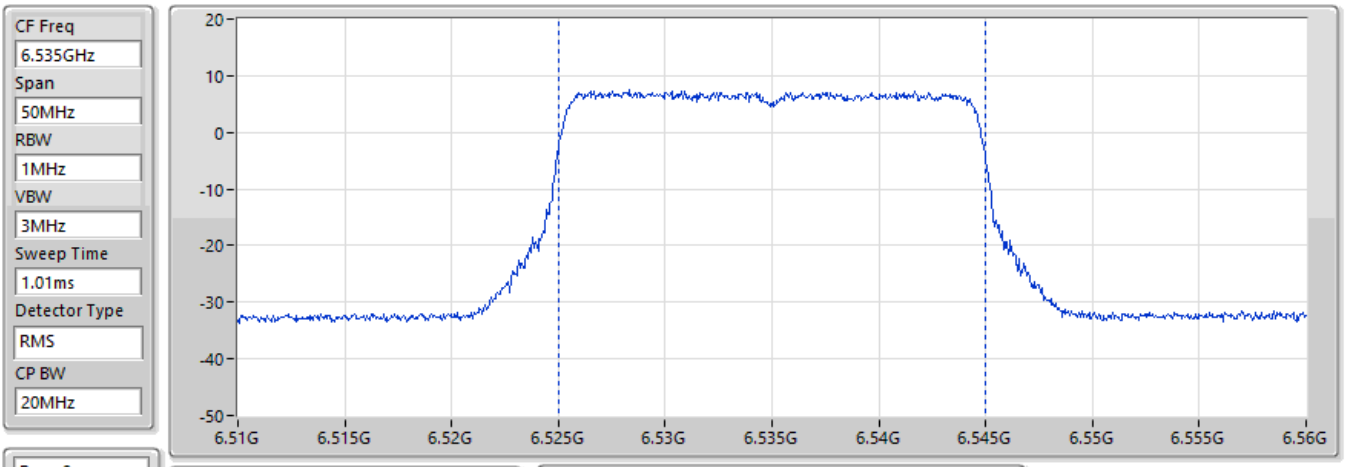

Page 9

EIRP (dBm)
20.37

EIRP=Pr+Lp [Lp Free Space Path Loss]
Pr=Pmeas-Gr+Lc-Gamp

Pmeas	Gr (dBi)	Lc (dB)	Gamp (dB)	Lp (dB)
-3.64	12.03	9.09	31.40	58.35

EIRP;Band:6.7G;be20,BF;BWch:20MHz;Nss:1,(M0);Nant:2;Ch:6695MHz;TX

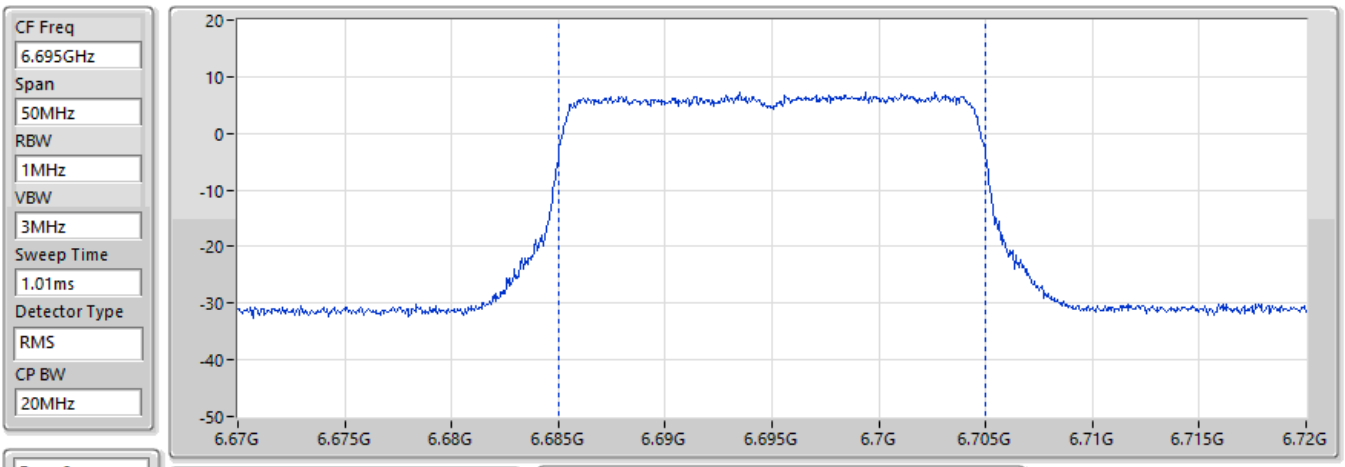

Page 9

EIRP (dBm)
19.91

EIRP=Pr+Lp [Lp Free Space Path Loss]
Pr=Pmeas-Gr+Lc-Gamp

Pmeas	Gr (dBi)	Lc (dB)	Gamp (dB)	Lp (dB)
-4.64	11.71	9.29	31.59	58.56

EIRP;Band:6.7G;be20,BF;BWch:20MHz;Nss:1,(M0);Nant:2;Ch:6875MHz;TX

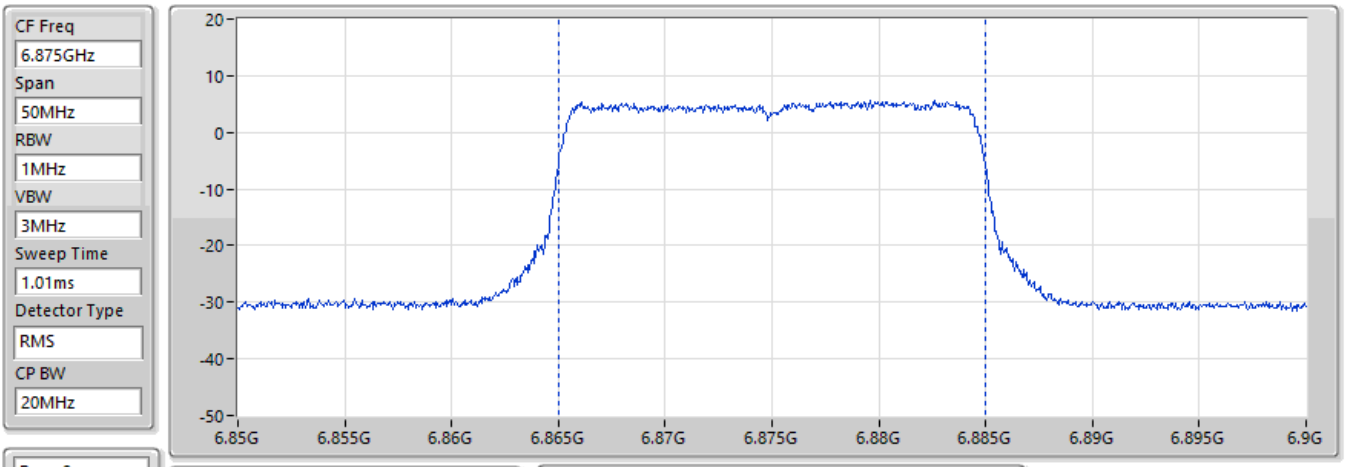

Page 9

EIRP (dBm)
18.48

EIRP=Pr+Lp [Lp Free Space Path Loss]
Pr=Pmeas-Gr+Lc-Gamp

Pmeas	Gr (dBi)	Lc (dB)	Gamp (dB)	Lp (dB)
-6.15	11.70	9.34	31.80	58.79

EIRP;Band:7.0G;be20,BF;BWch:20MHz;Nss:1,(M0);Nant:2;Ch:6895MHz;TX

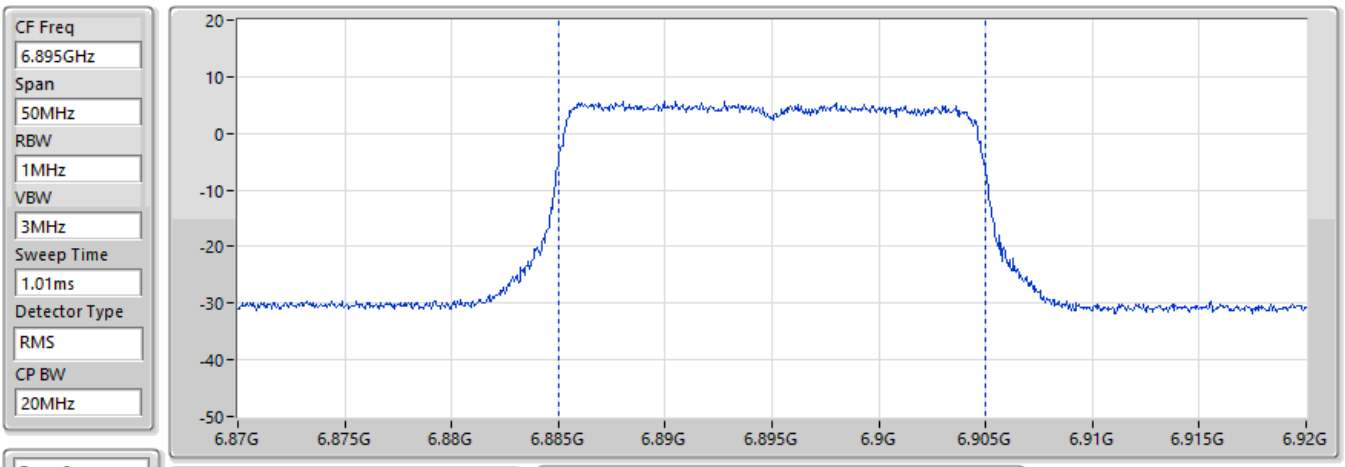

Page 9

EIRP (dBm)
18.33

EIRP=Pr+Lp [Lp Free Space Path Loss]
Pr=Pmeas-Gr+Lc-Gamp

Pmeas	Gr (dBi)	Lc (dB)	Gamp (dB)	Lp (dB)
-6.25	11.70	9.29	31.82	58.81

EIRP;Band:7.0G;be20,BF;BWch:20MHz;Nss:1,(M0);Nant:2;Ch:6995MHz;TX

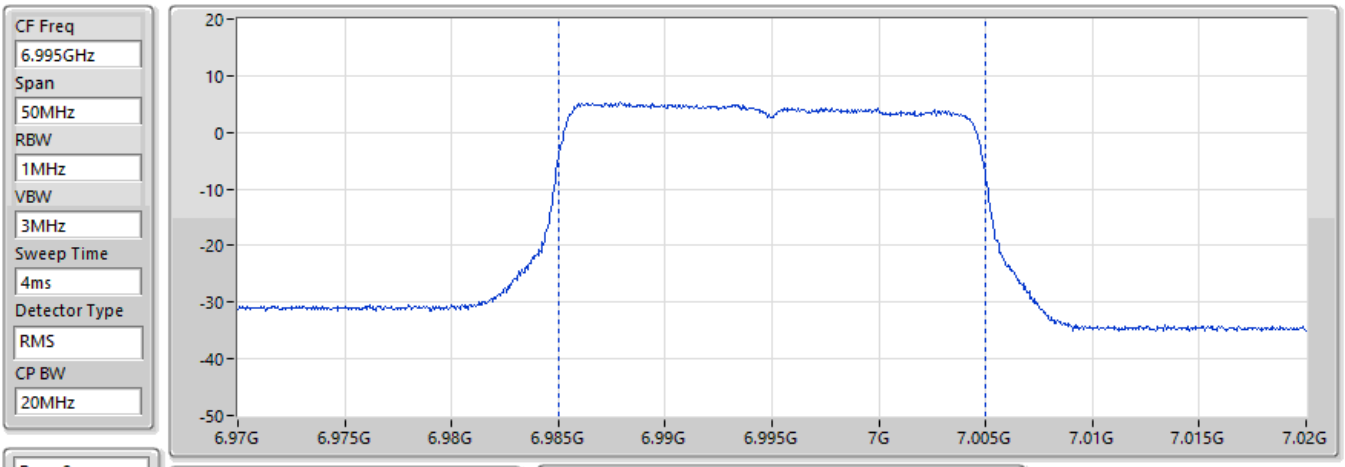

EIRP (dBm)
18.1

EIRP=Pr+Lp [Lp Free Space Path Loss]
Pr=Pmeas-Gr+Lc-Gamp

Pmeas	Gr (dBi)	Lc (dB)	Gamp (dB)	Lp (dB)
-6.15	11.79	9.03	31.93	58.94

EIRP;Band:7.0G;be20,BF;BWch:20MHz;Nss:1,(M0);Nant:2;Ch:7095MHz;TX

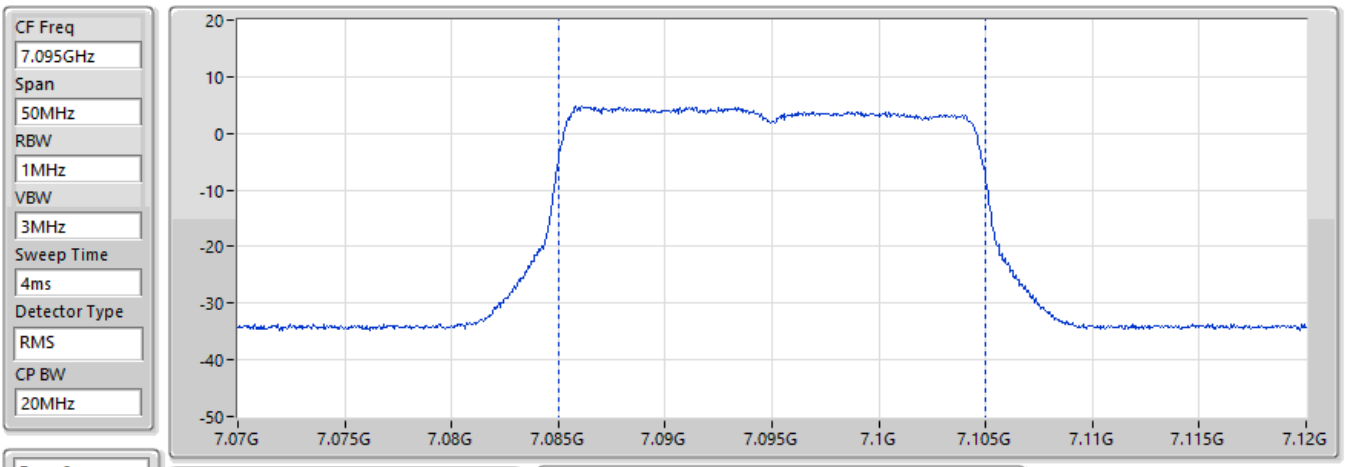

EIRP (dBm)
17.64

EIRP=Pr+Lp [Lp Free Space Path Loss]
Pr=Pmeas-Gr+Lc-Gamp

Pmeas	Gr (dBi)	Lc (dB)	Gamp (dB)	Lp (dB)
-6.81	11.81	9.19	31.99	59.06

EIRP;Band:7.0G;be20,BF;BWch:20MHz;Nss:1,(M0);Nant:2;Ch:7115MHz;TX

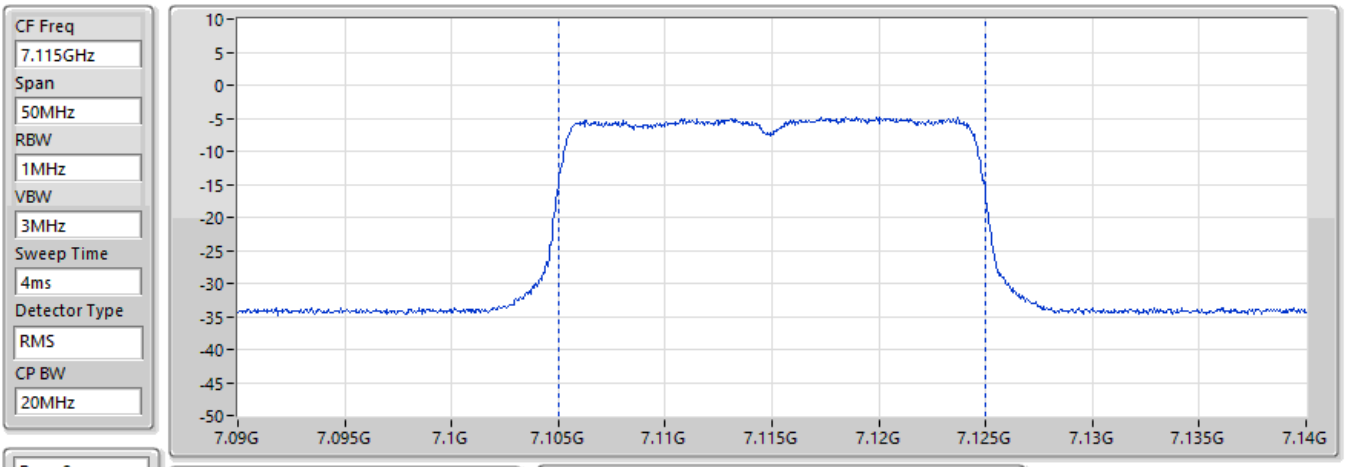

EIRP (dBm)
8.32

EIRP=Pr+Lp [Lp Free Space Path Loss]
Pr=Pmeas-Gr+Lc-Gamp

Pmeas	Gr (dBi)	Lc (dB)	Gamp (dB)	Lp (dB)
-16.25	11.74	9.22	32.00	59.09

EIRP;Band:6.2G;be40,BF;BWch:40MHz;Nss:1,(M0);Nant:2;Ch:5965MHz;TX

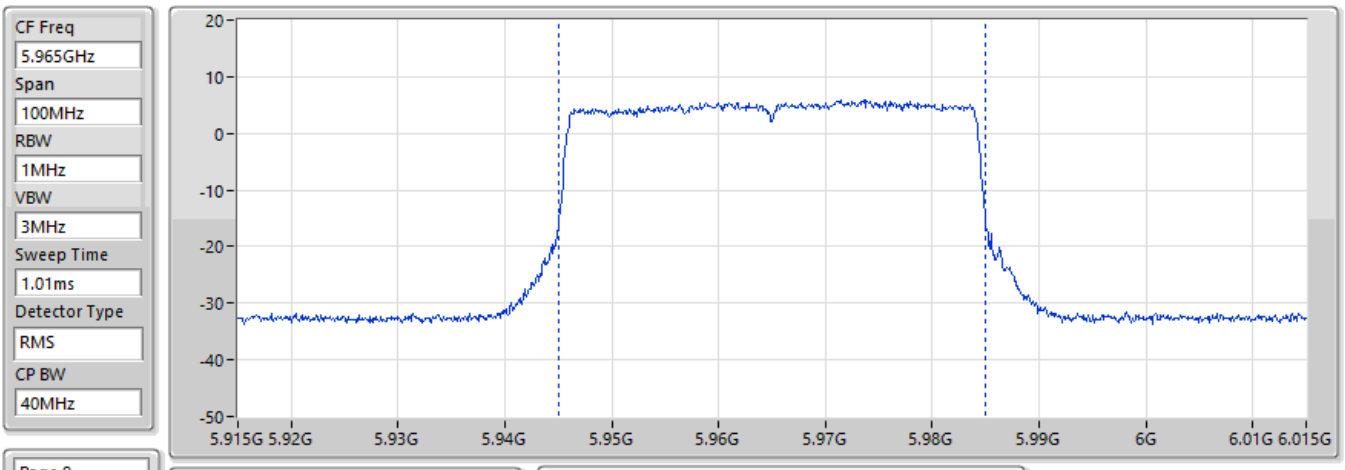

EIRP (dBm)
21.58

EIRP=Pr+Lp [Lp Free Space Path Loss]
Pr=Pmeas-Gr+Lc-Gamp

Pmeas	Gr (dBi)	Lc (dB)	Gamp (dB)	Lp (dB)
-2.26	11.50	8.96	31.17	57.55

EIRP;Band:6.2G;be40,BF;BWch:40MHz;Nss:1,(M0);Nant:2;Ch:6165MHz;TX

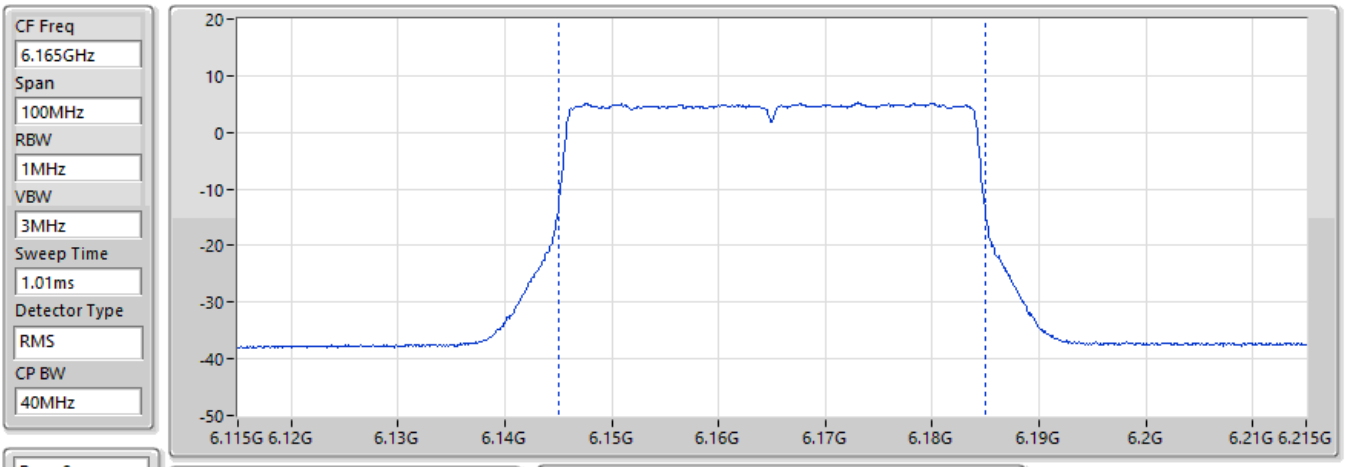

Page 9

EIRP (dBm)
21.61

EIRP=Pr+Lp [Lp Free Space Path Loss]
Pr=Pmeas-Gr+Lc-Gamp

Pmeas	Gr (dBi)	Lc (dB)	Gamp (dB)	Lp (dB)
0.66	13.24	7.60	31.25	57.84

EIRP;Band:6.2G;be40,BF;BWch:40MHz;Nss:1,(M0);Nant:2;Ch:6405MHz;TX

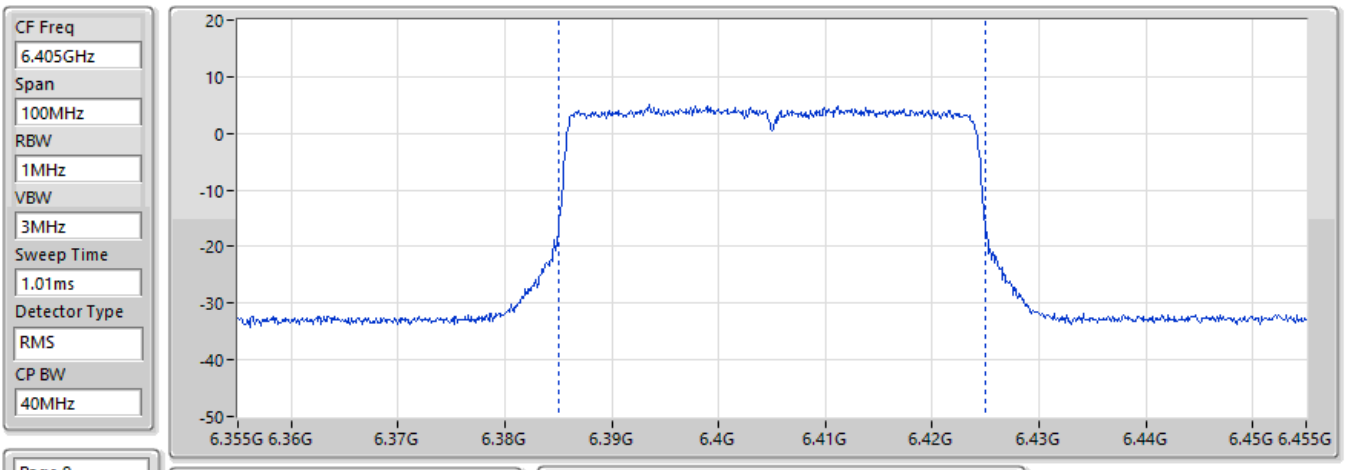

Page 9

EIRP (dBm)
20.58

EIRP=Pr+Lp [Lp Free Space Path Loss]
Pr=Pmeas-Gr+Lc-Gamp

Pmeas	Gr (dBi)	Lc (dB)	Gamp (dB)	Lp (dB)
-3.56	11.82	9.12	31.33	58.17

EIRP;Band:6.4G;be40,BF;BWch:40MHz;Nss:1,(M0);Nant:2;Ch:6445MHz;TX

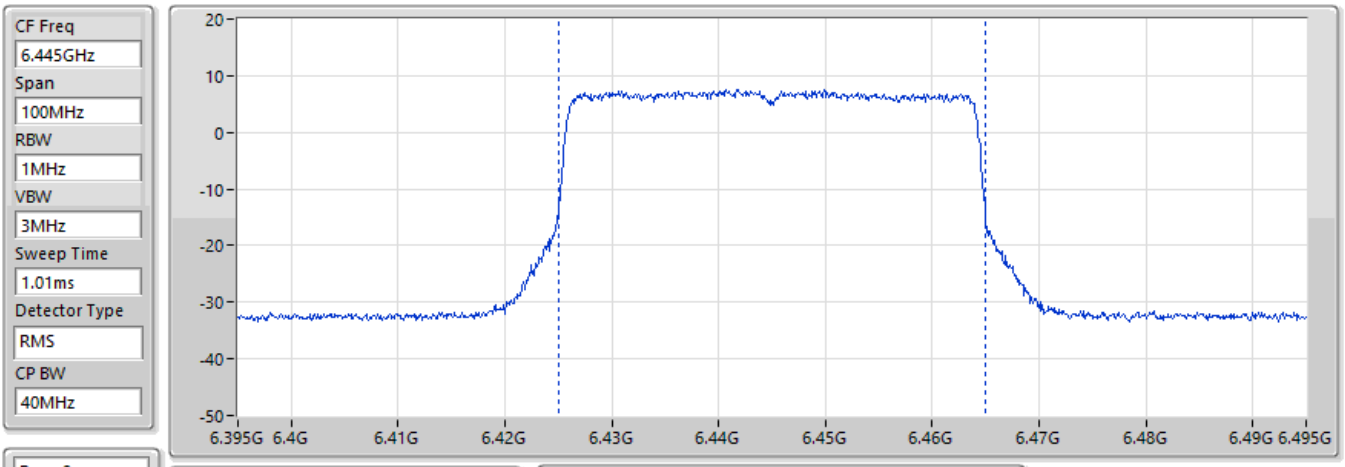

Page 9

EIRP (dBm)
23.42

EIRP=Pr+Lp [Lp Free Space Path Loss]
Pr=Pmeas-Gr+Lc-Gamp

Pmeas	Gr (dBi)	Lc (dB)	Gamp (dB)	Lp (dB)
-0.60	11.98	9.11	31.34	58.23

EIRP;Band:6.4G;be40,BF;BWch:40MHz;Nss:1,(M0);Nant:2;Ch:6485MHz;TX

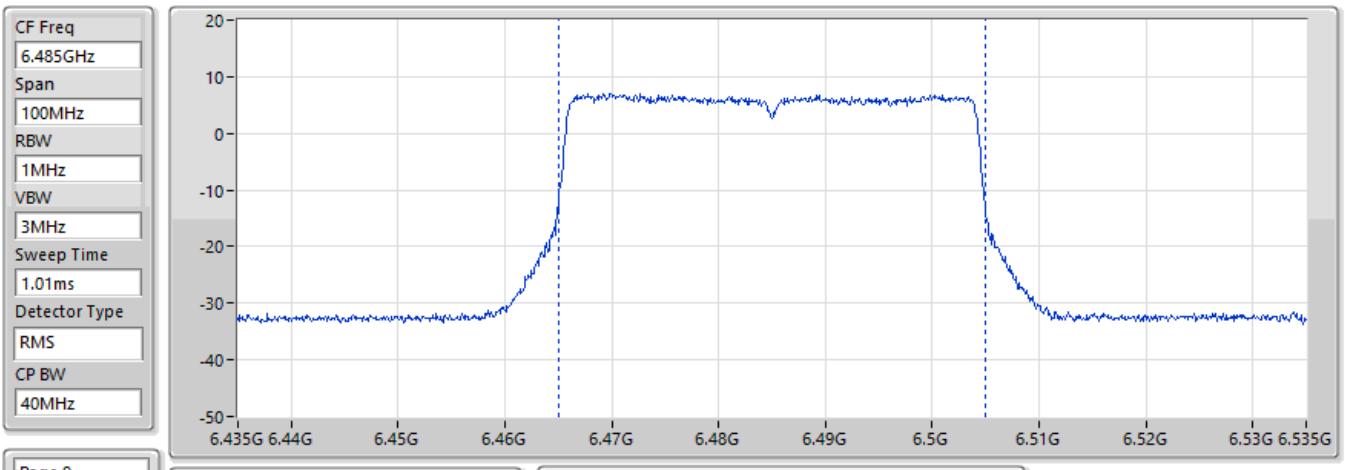

Page 9

EIRP (dBm)
22.93

EIRP=Pr+Lp [Lp Free Space Path Loss]
Pr=Pmeas-Gr+Lc-Gamp

Pmeas	Gr (dBi)	Lc (dB)	Gamp (dB)	Lp (dB)
-1.03	12.07	9.10	31.35	58.28

EIRP;Band:6.4G;be40,BF;BWch:40MHz;Nss:1,(M0);Nant:2;Ch:6525MHz;TX

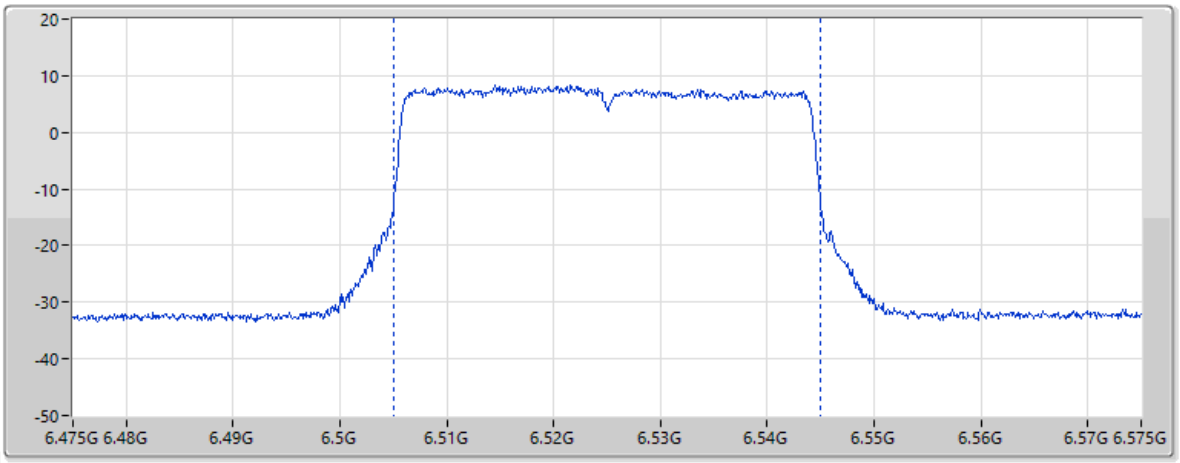

EIRP (dBm)
23.94

EIRP=Pr+Lp [Lp Free Space Path Loss]
Pr=Pmeas-Gr+Lc-Gamp

Pmeas	Gr (dBi)	Lc (dB)	Gamp (dB)	Lp (dB)
-0.04	12.05	9.09	31.39	58.33

EIRP;Band:6.7G;be40,BF;BWch:40MHz;Nss:1,(M0);Nant:2;Ch:6565MHz;TX

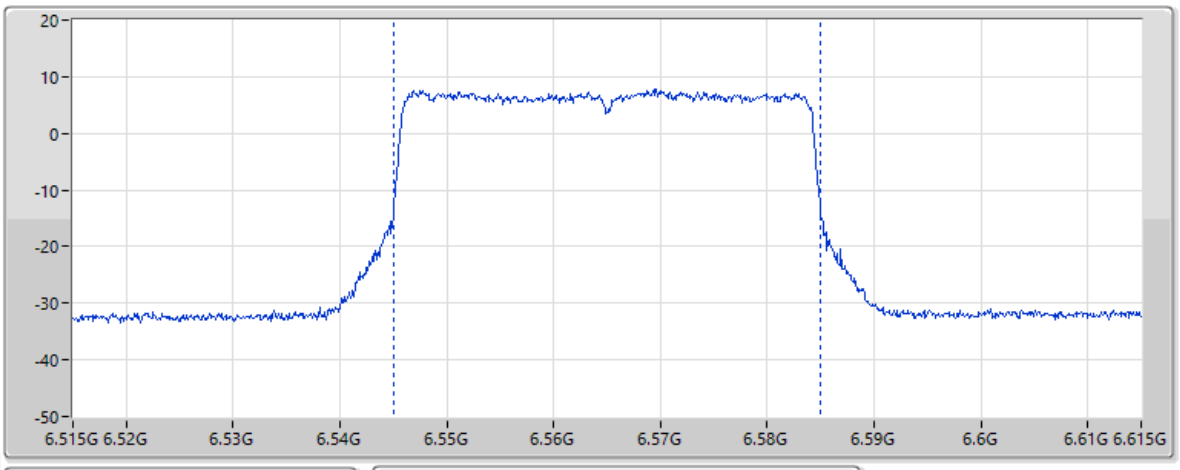

EIRP (dBm)
23.4

EIRP=Pr+Lp [Lp Free Space Path Loss]
Pr=Pmeas-Gr+Lc-Gamp

Pmeas	Gr (dBi)	Lc (dB)	Gamp (dB)	Lp (dB)
-0.67	11.97	9.09	31.44	58.39

EIRP;Band:6.7G;be40,BF;BWch:40MHz;Nss:1,(M0);Nant:2;Ch:6685MHz;TX

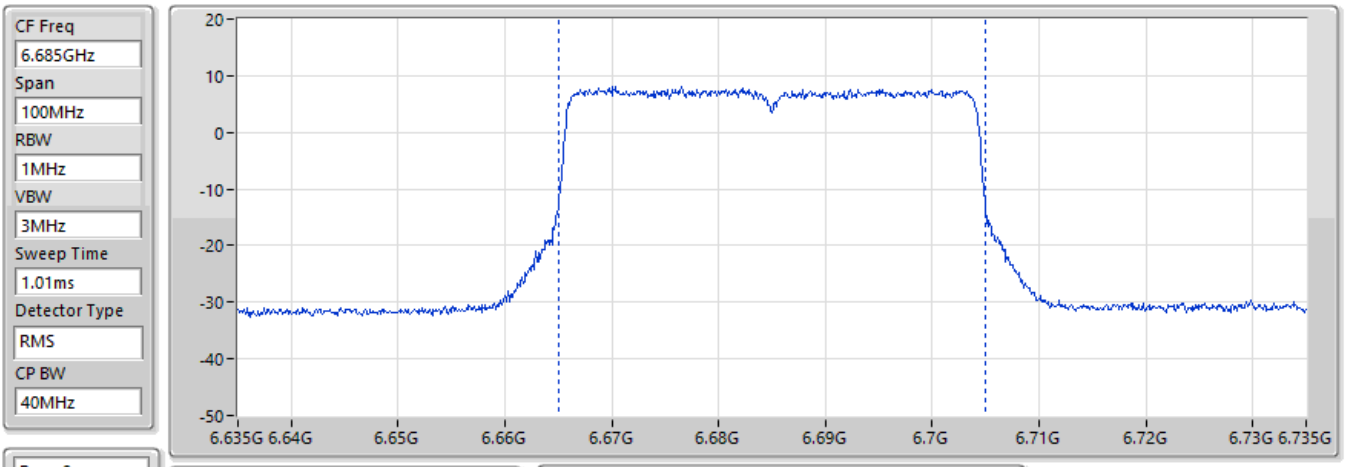

EIRP (dBm)
23.82

EIRP=Pr+Lp [Lp Free Space Path Loss]
Pr=Pmeas-Gr+Lc-Gamp

Pmeas	Gr (dBi)	Lc (dB)	Gamp (dB)	Lp (dB)
-0.69	11.73	9.27	31.57	58.54

EIRP;Band:6.7G;be40,BF;BWch:40MHz;Nss:1,(M0);Nant:2;Ch:6885MHz;TX

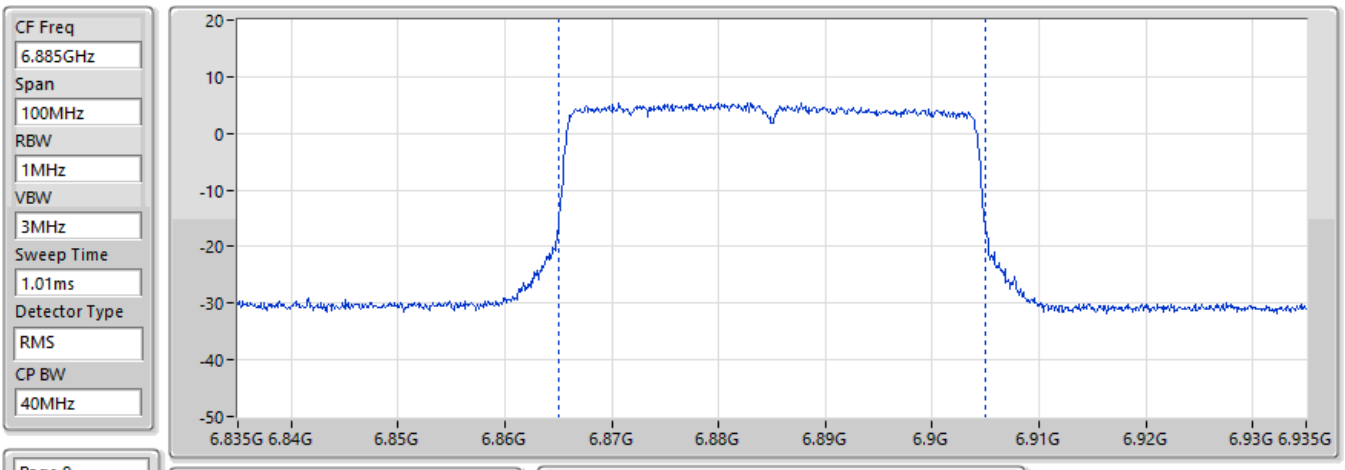

EIRP (dBm)
21.13

EIRP=Pr+Lp [Lp Free Space Path Loss]
Pr=Pmeas-Gr+Lc-Gamp

Pmeas	Gr (dBi)	Lc (dB)	Gamp (dB)	Lp (dB)
-3.47	11.70	9.31	31.81	58.80

EIRP;Band:7.0G;be40,BF;BWch:40MHz;Nss:1,(M0);Nant:2;Ch:6925MHz;TX

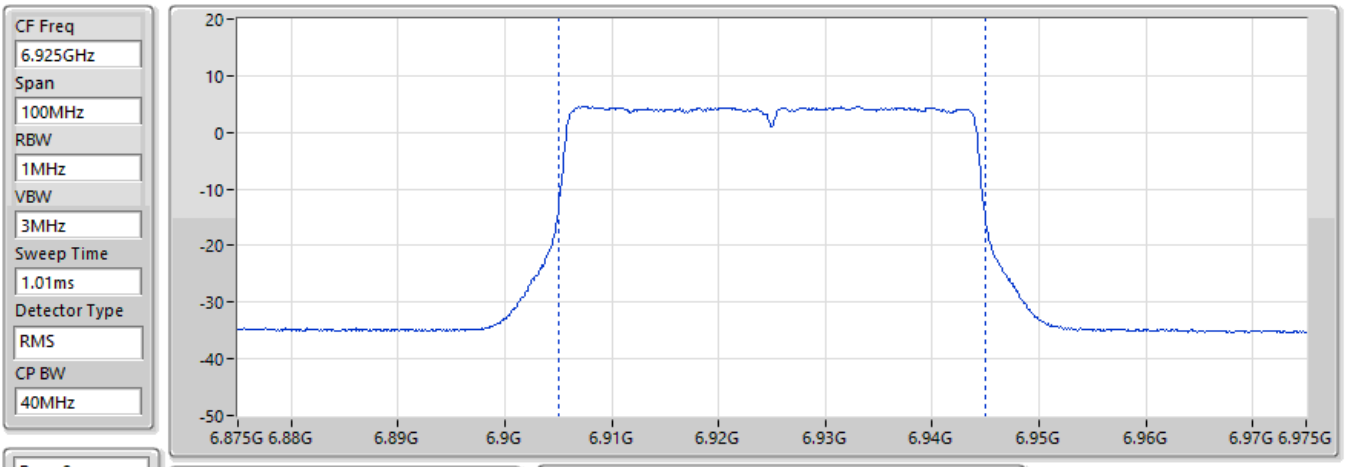

Page 9

EIRP (dBm)
21.03

EIRP=Pr+Lp [Lp Free Space Path Loss]
Pr=Pmeas-Gr+Lc-Gamp

Pmeas	Gr (dBi)	Lc (dB)	Gamp (dB)	Lp (dB)
-2.10	11.90	8.09	31.91	58.85

EIRP;Band:7.0G;be40,BF;BWch:40MHz;Nss:1,(M0);Nant:2;Ch:7005MHz;TX

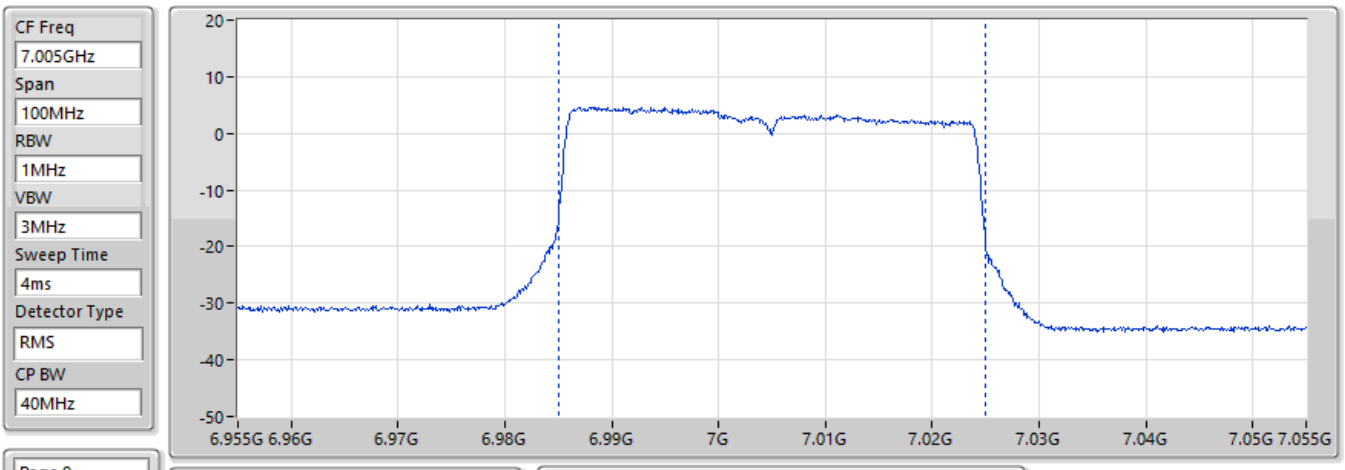

Page 9

EIRP (dBm)
20.03

EIRP=Pr+Lp [Lp Free Space Path Loss]
Pr=Pmeas-Gr+Lc-Gamp

Pmeas	Gr (dBi)	Lc (dB)	Gamp (dB)	Lp (dB)
-4.20	11.81	9.03	31.94	58.95

EIRP;Band:7.0G;be40,BF;BWch:40MHz;Nss:1,(M0);Nant:2;Ch:7085MHz;TX

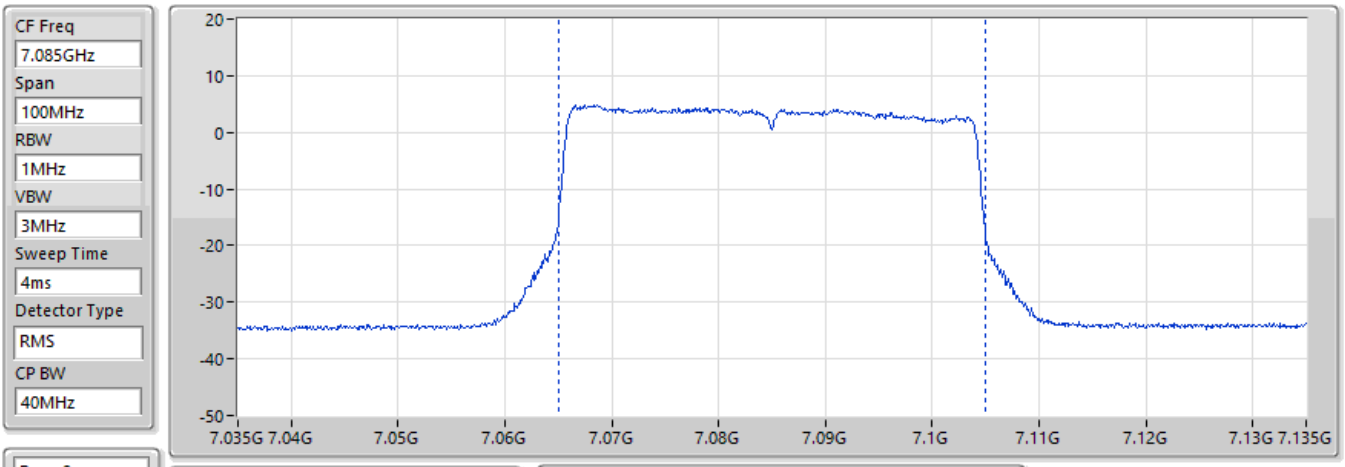

EIRP (dBm)
20.42

EIRP=Pr+Lp [Lp Free Space Path Loss]
Pr=Pmeas-Gr+Lc-Gamp

Pmeas	Gr (dBi)	Lc (dB)	Gamp (dB)	Lp (dB)
-3.98	11.83	9.17	31.99	59.05

EIRP;Band:6.2G;be80,BF;BWch:80MHz;Nss:1,(M0);Nant:2;Ch:5985MHz;TX

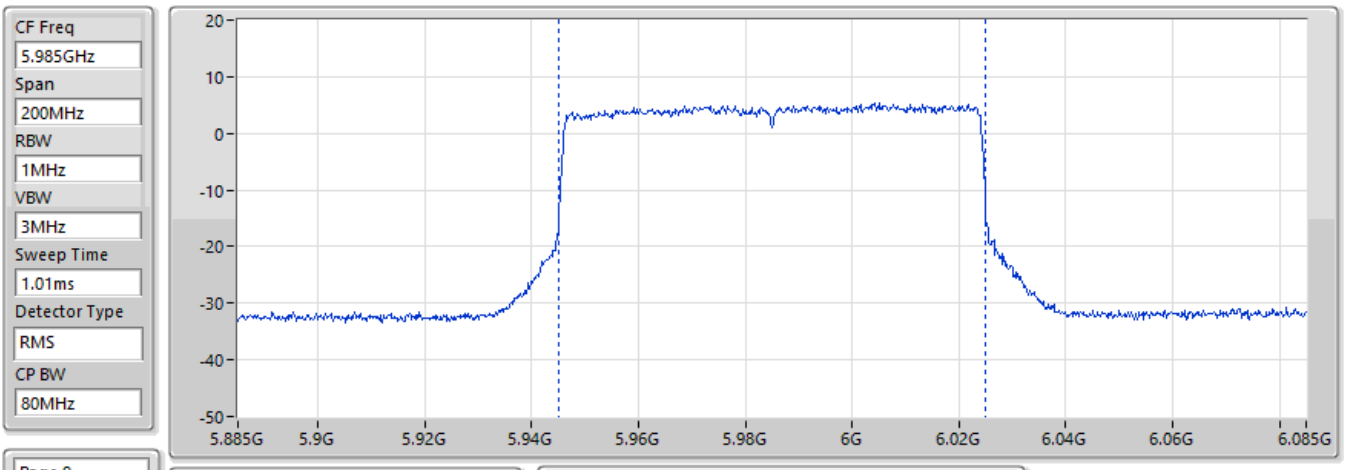

EIRP (dBm)
24.12

EIRP=Pr+Lp [Lp Free Space Path Loss]
Pr=Pmeas-Gr+Lc-Gamp

Pmeas	Gr (dBi)	Lc (dB)	Gamp (dB)	Lp (dB)
0.27	11.50	8.95	31.18	57.58

EIRP;Band:6.2G;be80,BF;BWch:80MHz;Nss:1,(M0);Nant:2;Ch:6145MHz;TX

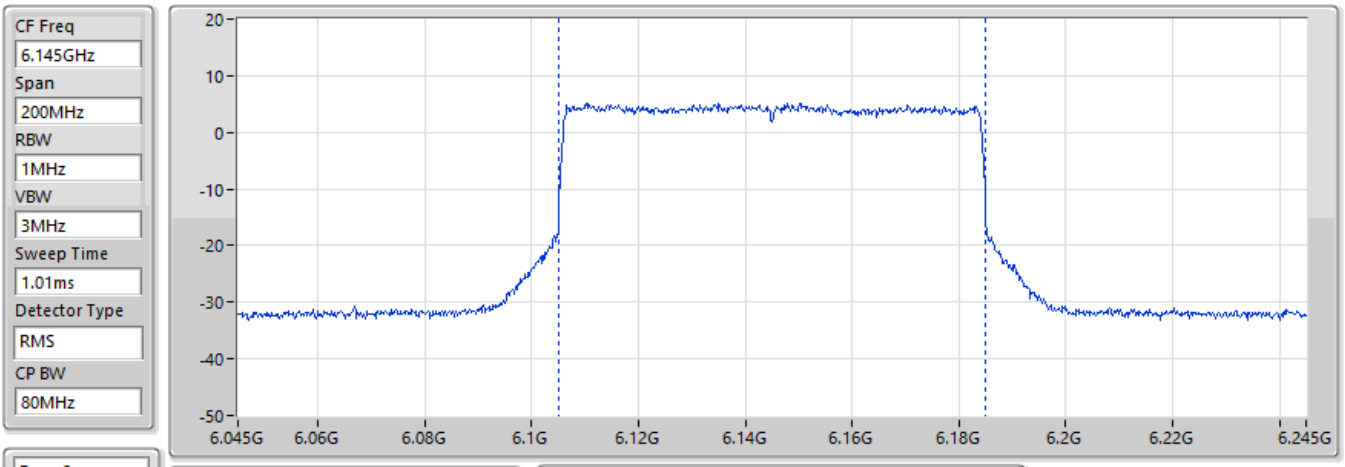

EIRP (dBm)
24.14

EIRP=Pr+Lp [Lp Free Space Path Loss]
Pr=Pmeas-Gr+Lc-Gamp

Pmeas	Gr (dBi)	Lc (dB)	Gamp (dB)	Lp (dB)
-0.19	11.40	9.16	31.24	57.81

EIRP;Band:6.2G;be80,BF;BWch:80MHz;Nss:1,(M0);Nant:2;Ch:6385MHz;TX

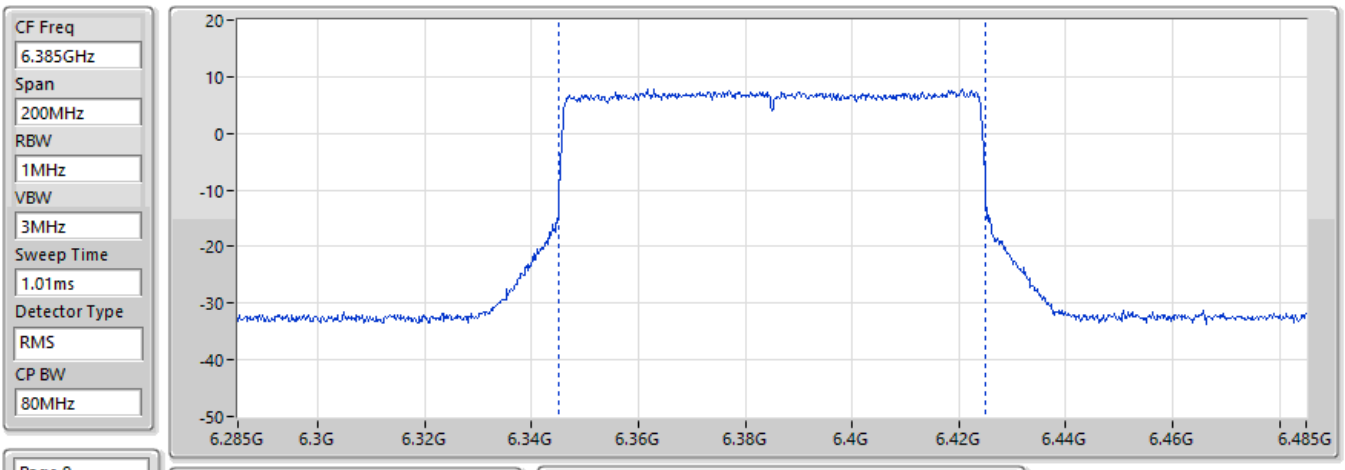

EIRP (dBm)
26.72

EIRP=Pr+Lp [Lp Free Space Path Loss]
Pr=Pmeas-Gr+Lc-Gamp

Pmeas	Gr (dBi)	Lc (dB)	Gamp (dB)	Lp (dB)
2.56	11.80	9.13	31.32	58.15

EIRP;Band:6.4G;be80,BF;BWch:80MHz;Nss:1,(M0);Nant:2;Ch:6465MHz;TX

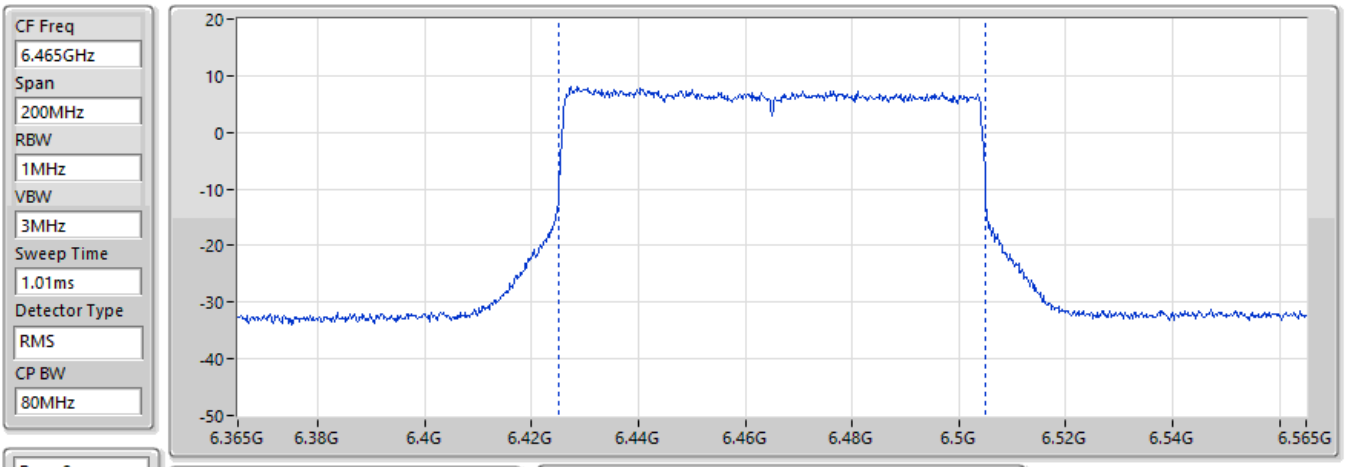

Page 9

EIRP (dBm)
26.54

EIRP=Pr+Lp [Lp Free Space Path Loss]
Pr=Pmeas-Gr+Lc-Gamp

Pmeas	Gr (dBi)	Lc (dB)	Gamp (dB)	Lp (dB)
2.56	12.03	9.11	31.35	58.25

EIRP;Band:6.4G;be80,BF;BWch:80MHz;Nss:1,(M0);Nant:2;Ch:6545MHz;TX

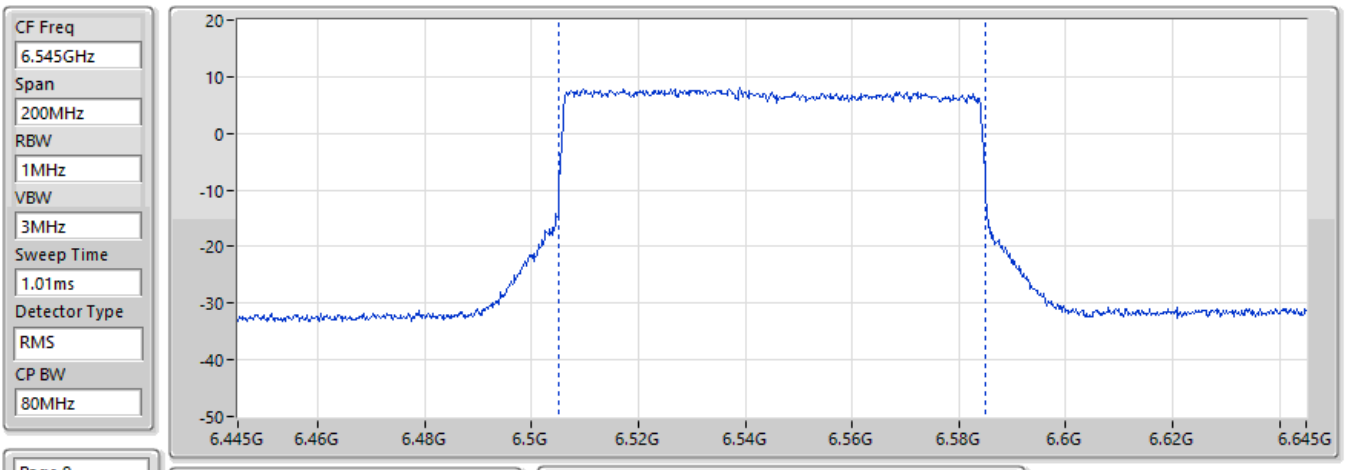

Page 9

EIRP (dBm)
26.9

EIRP=Pr+Lp [Lp Free Space Path Loss]
Pr=Pmeas-Gr+Lc-Gamp

Pmeas	Gr (dBi)	Lc (dB)	Gamp (dB)	Lp (dB)
2.87	12.01	9.09	31.41	58.36

EIRP;Band:6.7G;be80,BF;BWch:80MHz;Nss:1,(M0);Nant:2;Ch:6625MHz;TX

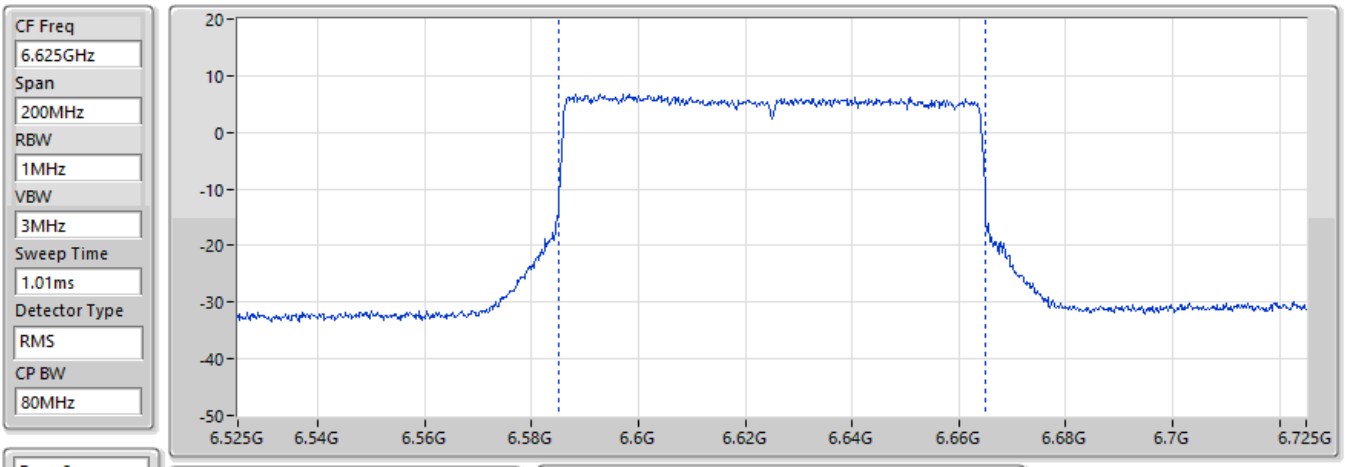

Page 9

EIRP (dBm)
25.55

EIRP=Pr+Lp [Lp Free Space Path Loss]
Pr=Pmeas-Gr+Lc-Gamp

Pmeas	Gr (dBi)	Lc (dB)	Gamp (dB)	Lp (dB)
1.29	11.85	9.14	31.50	58.47

EIRP;Band:6.7G;be80,BF;BWch:80MHz;Nss:1,(M0);Nant:2;Ch:6705MHz;TX

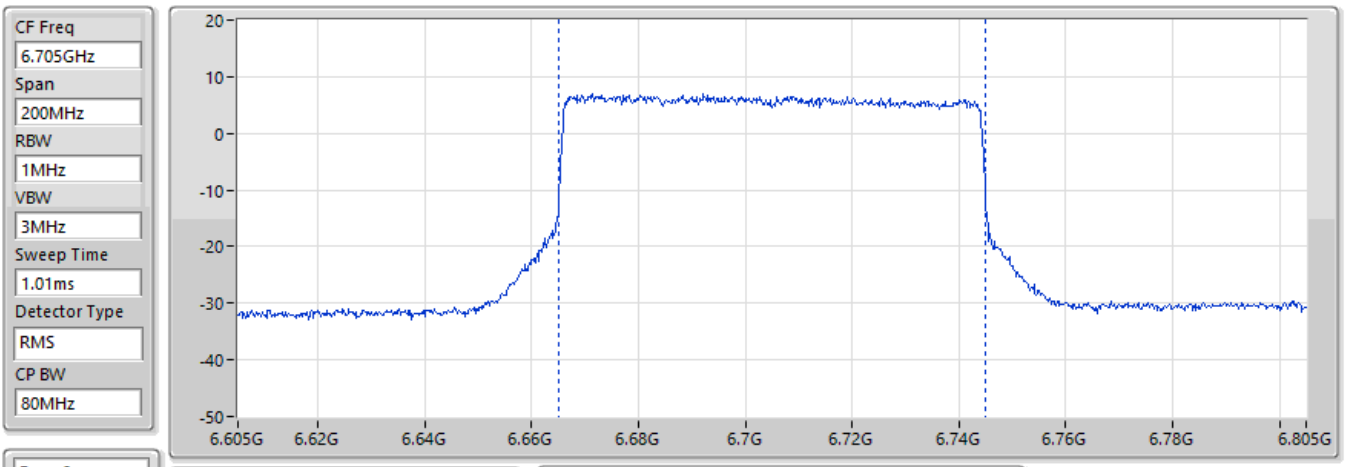

Page 9

EIRP (dBm)
25.83

EIRP=Pr+Lp [Lp Free Space Path Loss]
Pr=Pmeas-Gr+Lc-Gamp

Pmeas	Gr (dBi)	Lc (dB)	Gamp (dB)	Lp (dB)
1.23	11.69	9.32	31.60	58.57

EIRP;Band:6.7G;be80,BF;BWch:80MHz;Nss:1,(M0);Nant:2;Ch:6785MHz;TX

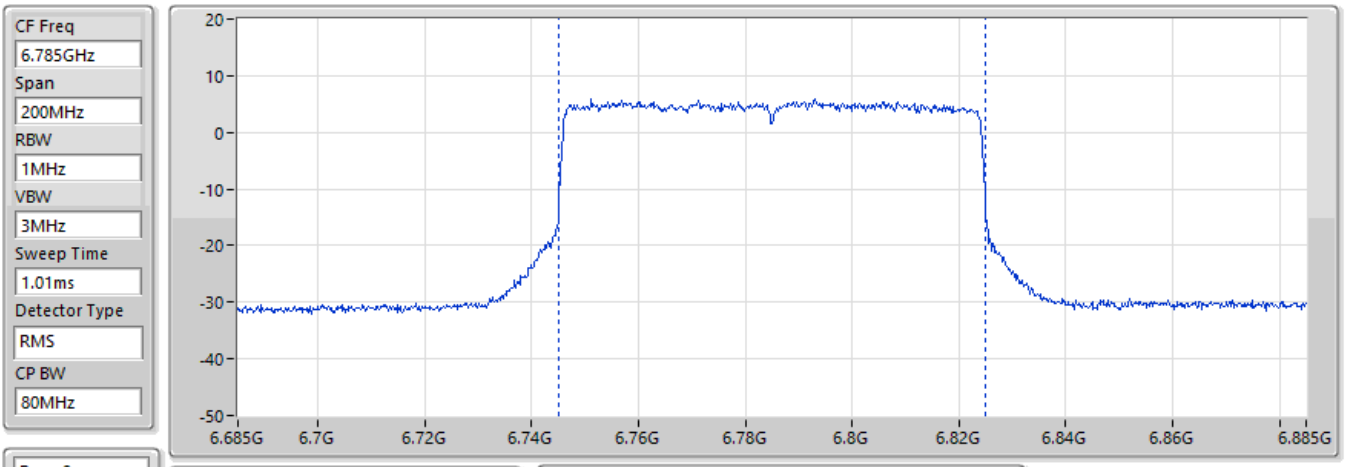

EIRP (dBm)
24.61

EIRP=Pr+Lp [Lp Free Space Path Loss]
Pr=Pmeas-Gr+Lc-Gamp

Pmeas	Gr (dBi)	Lc (dB)	Gamp (dB)	Lp (dB)
-0.27	11.60	9.50	31.69	58.67

EIRP;Band:6.7G;be80,BF;BWch:80MHz;Nss:1,(M0);Nant:2;Ch:6865MHz;TX

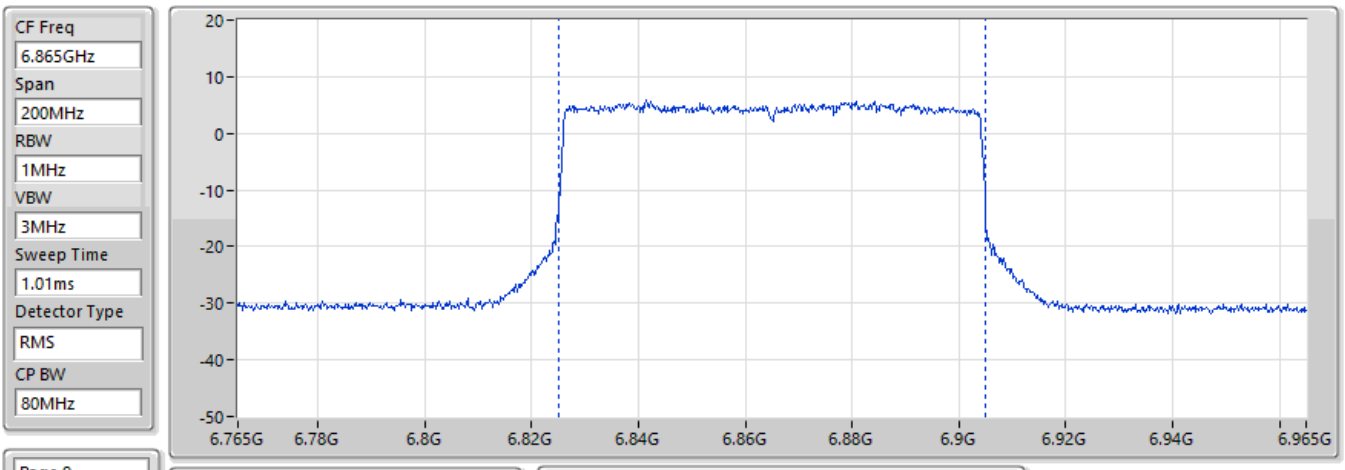

EIRP (dBm)
24.48

EIRP=Pr+Lp [Lp Free Space Path Loss]
Pr=Pmeas-Gr+Lc-Gamp

Pmeas	Gr (dBi)	Lc (dB)	Gamp (dB)	Lp (dB)
-0.18	11.70	9.36	31.78	58.78

EIRP;Band:7.0G;be80,BF;BWch:80MHz;Nss:1,(M0);Nant:2;Ch:6945MHz;TX

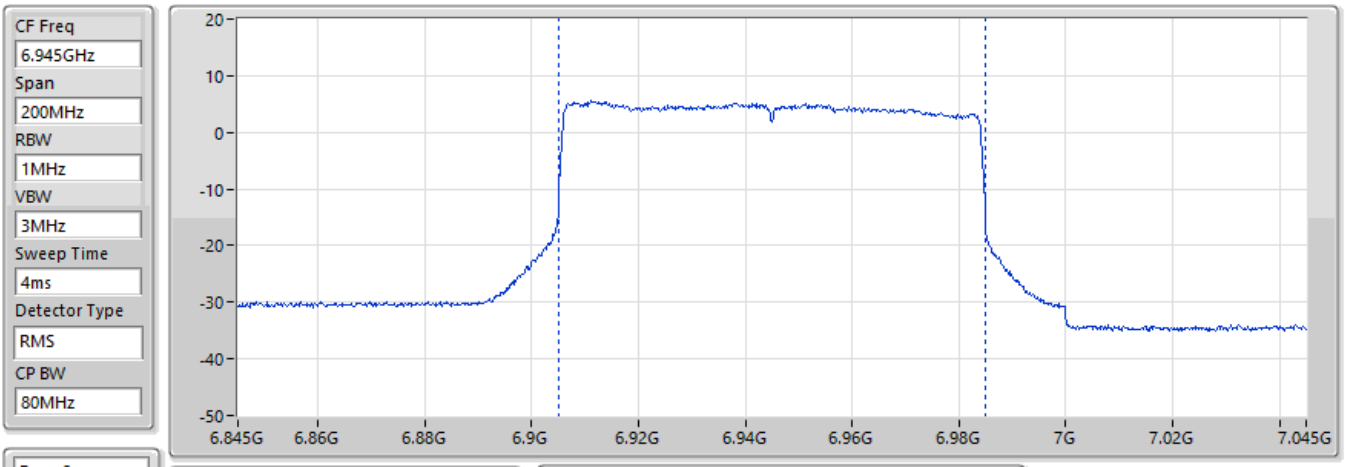

EIRP (dBm)
24.33

EIRP=Pr+Lp [Lp Free Space Path Loss]
Pr=Pmeas-Gr+Lc-Gamp

Pmeas	Gr (dBi)	Lc (dB)	Gamp (dB)	Lp (dB)
-0.13	11.70	9.16	31.88	58.88

EIRP;Band:7.0G;be80,BF;BWch:80MHz;Nss:1,(M0);Nant:2;Ch:7025MHz;TX

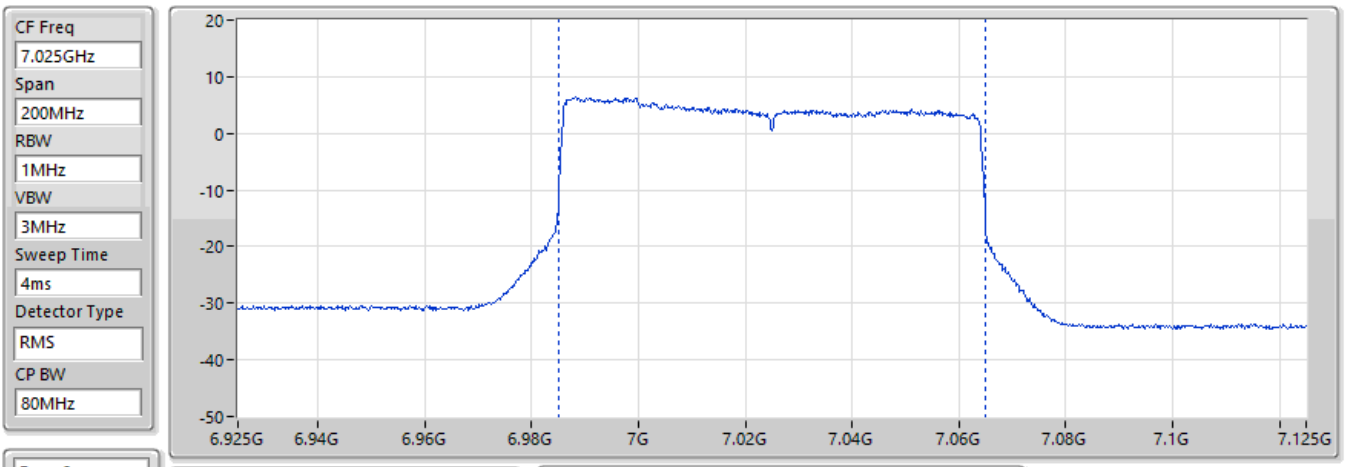

EIRP (dBm)
24.33

EIRP=Pr+Lp [Lp Free Space Path Loss]
Pr=Pmeas-Gr+Lc-Gamp

Pmeas	Gr (dBi)	Lc (dB)	Gamp (dB)	Lp (dB)
0.09	11.85	9.06	31.95	58.98

EIRP;Band:6.2G;be160,BF;BWch:160MHz;Nss:1,(M0);Nant:2;Ch:6025MHz;TX

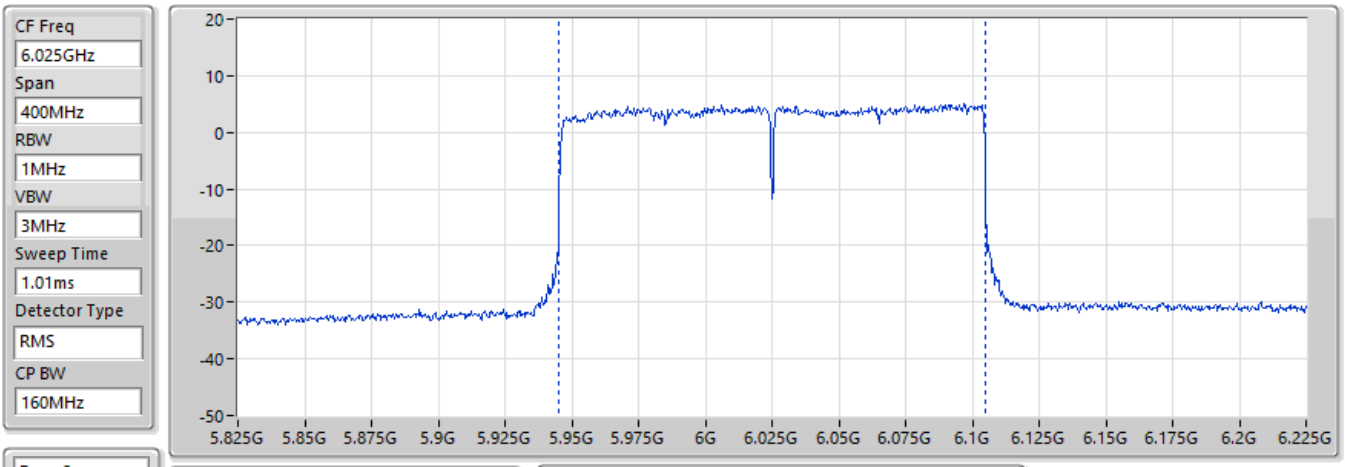

EIRP (dBm)
26.78

EIRP=Pr+Lp [Lp Free Space Path Loss]
Pr=Pmeas-Gr+Lc-Gamp

Pmeas	Gr (dBi)	Lc (dB)	Gamp (dB)	Lp (dB)
2.86	11.50	8.98	31.20	57.64

EIRP;Band:6.2G;be160,BF;BWch:160MHz;Nss:1,(M0);Nant:2;Ch:6185MHz;TX

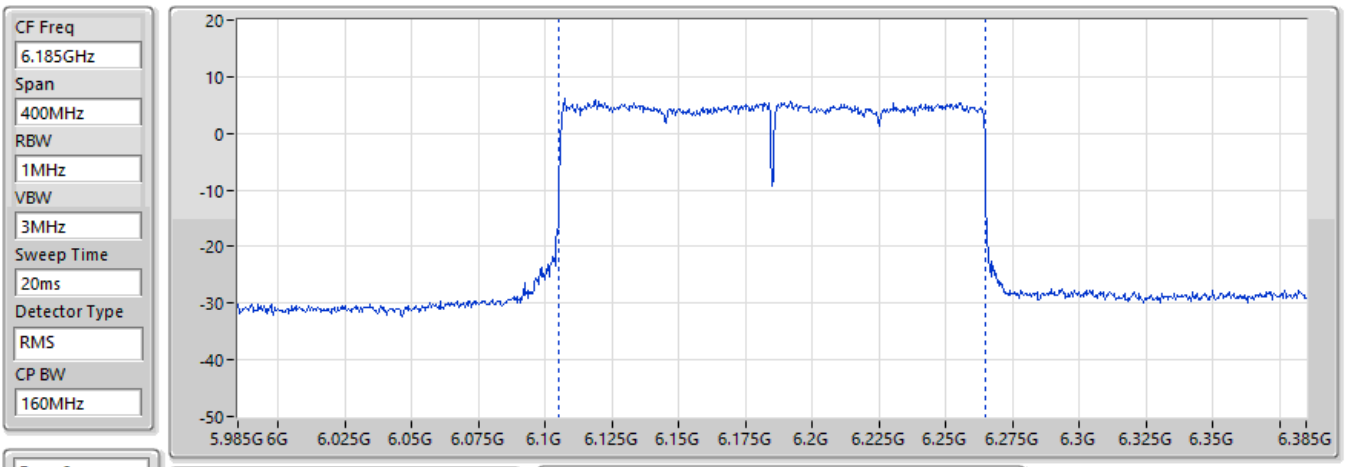

EIRP (dBm)
27.52

EIRP=Pr+Lp [Lp Free Space Path Loss]
Pr=Pmeas-Gr+Lc-Gamp

Pmeas	Gr (dBi)	Lc (dB)	Gamp (dB)	Lp (dB)
4.08	11.40	8.22	31.25	57.87

EIRP;Band:6.2G;be160,BF;BWch:160MHz;Nss:1,(M0);Nant:2;Ch:6345MHz;TX

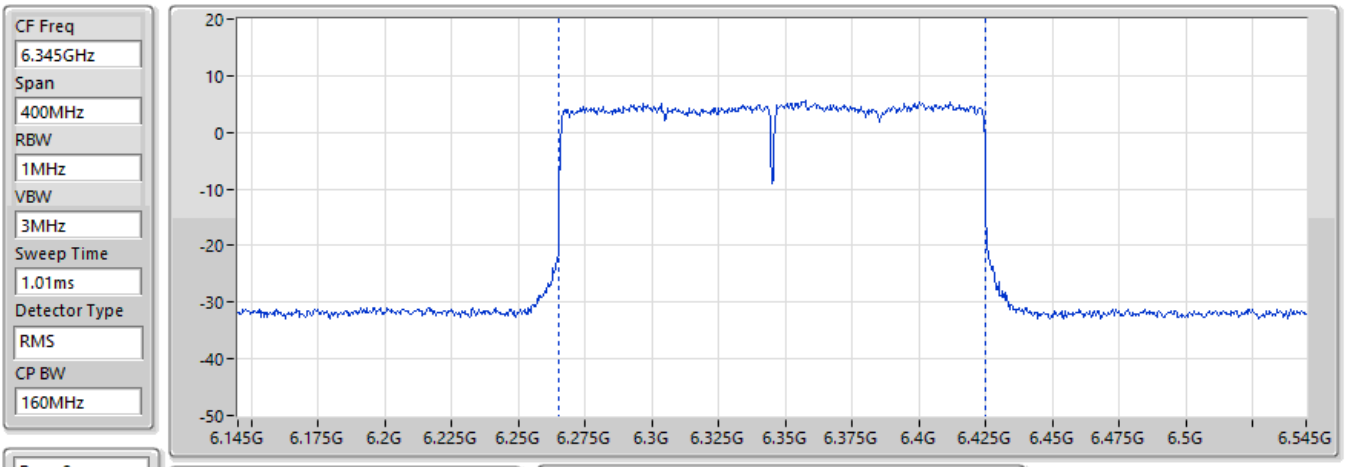

Page 9

EIRP (dBm)
27.23

EIRP=Pr+Lp [Lp Free Space Path Loss]
Pr=Pmeas-Gr+Lc-Gamp

Pmeas	Gr (dBi)	Lc (dB)	Gamp (dB)	Lp (dB)
3.09	11.79	9.15	31.31	58.09

EIRP;Band:6.4G;be160,BF;BWch:160MHz;Nss:1,(M0);Nant:2;Ch:6505MHz;TX

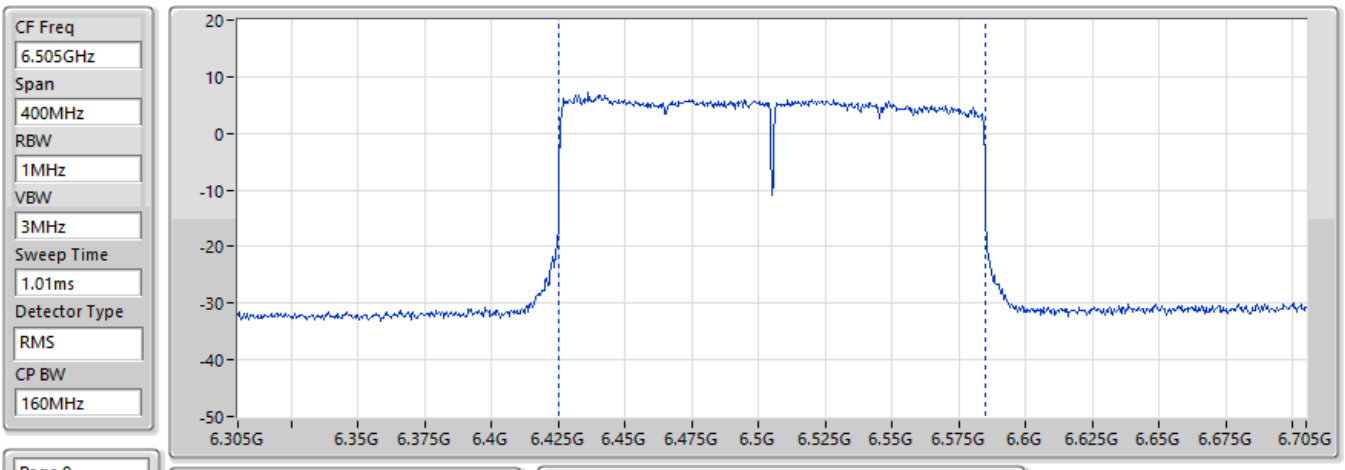

Page 9

EIRP (dBm)
28.17

EIRP=Pr+Lp [Lp Free Space Path Loss]
Pr=Pmeas-Gr+Lc-Gamp

Pmeas	Gr (dBi)	Lc (dB)	Gamp (dB)	Lp (dB)
4.22	12.09	9.10	31.37	58.31

EIRP;Band:6.7G;be160,BF;BWch:160MHz;Nss:1,(M0);Nant:2;Ch:6665MHz;TX

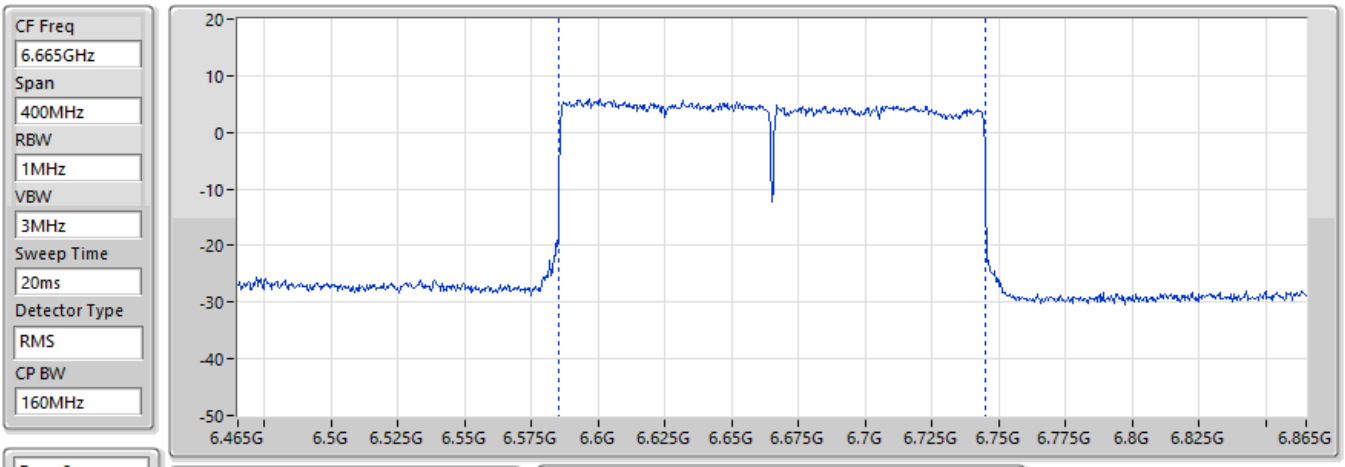

EIRP (dBm)
27.36

EIRP=Pr+Lp [Lp Free Space Path Loss]
Pr=Pmeas-Gr+Lc-Gamp

Pmeas	Gr (dBi)	Lc (dB)	Gamp (dB)	Lp (dB)
3.50	11.77	8.66	31.55	58.52

EIRP;Band:6.7G;be160,BF;BWch:160MHz;Nss:1,(M0);Nant:2;Ch:6825MHz;TX

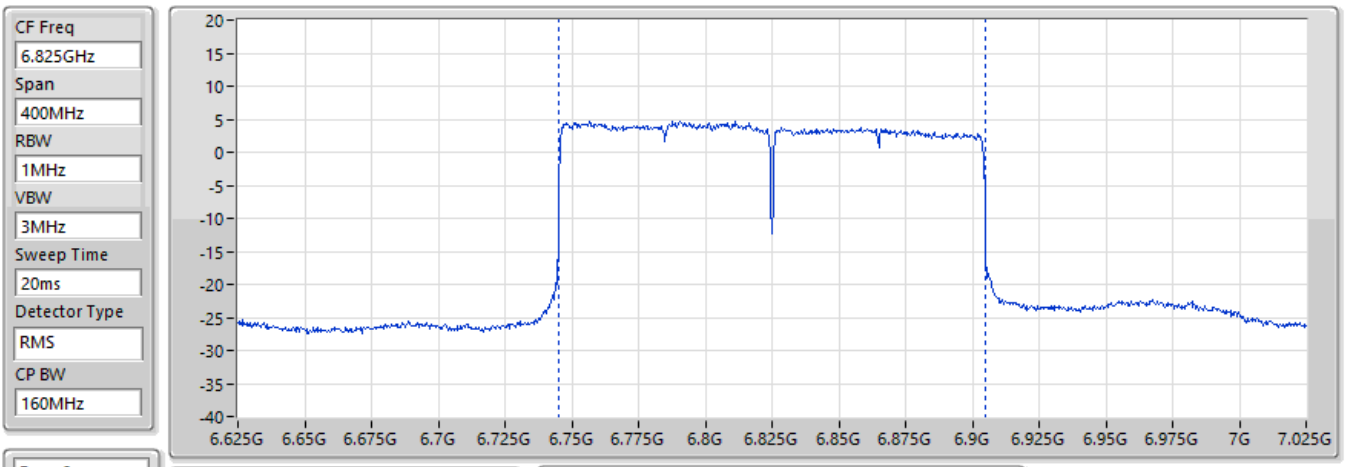

EIRP (dBm)
26.55

EIRP=Pr+Lp [Lp Free Space Path Loss]
Pr=Pmeas-Gr+Lc-Gamp

Pmeas	Gr (dBi)	Lc (dB)	Gamp (dB)	Lp (dB)
2.25	11.65	8.97	31.74	58.72

EIRP;Band:7.0G;be160,BF;BWch:160MHz;Nss:1,(M0);Nant:2;Ch:6985MHz;TX

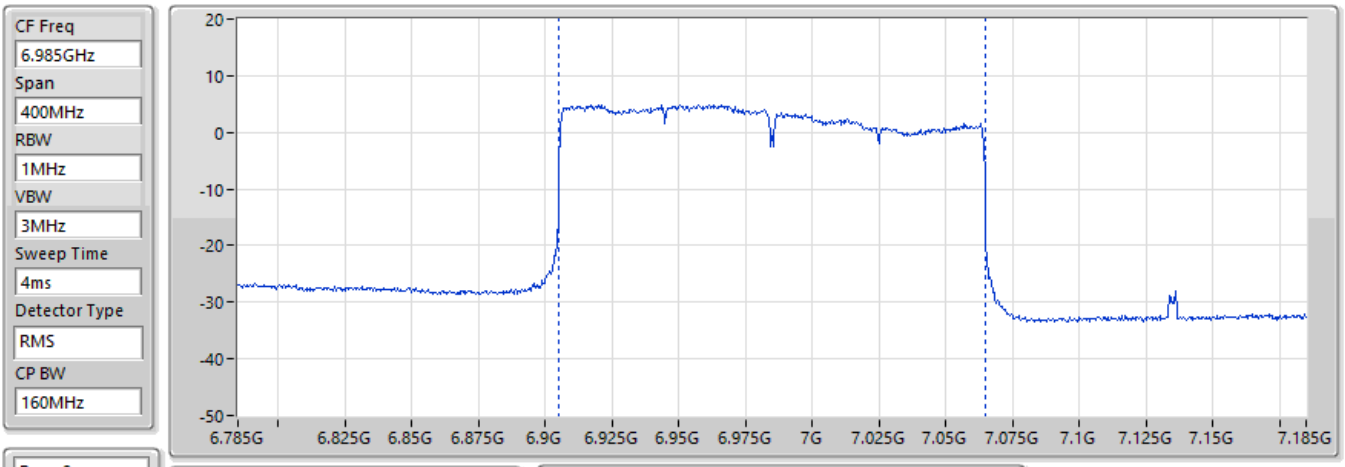

EIRP (dBm)
26.04

EIRP=Pr+Lp [Lp Free Space Path Loss]
Pr=Pmeas-Gr+Lc-Gamp

Pmeas	Gr (dBi)	Lc (dB)	Gamp (dB)	Lp (dB)
1.74	11.77	9.06	31.92	58.93

EIRP;Band:6.2G;be320,BF;BWch:320MHz;Nss:1,(M0);Nant:2;Ch:6105MHz;TX

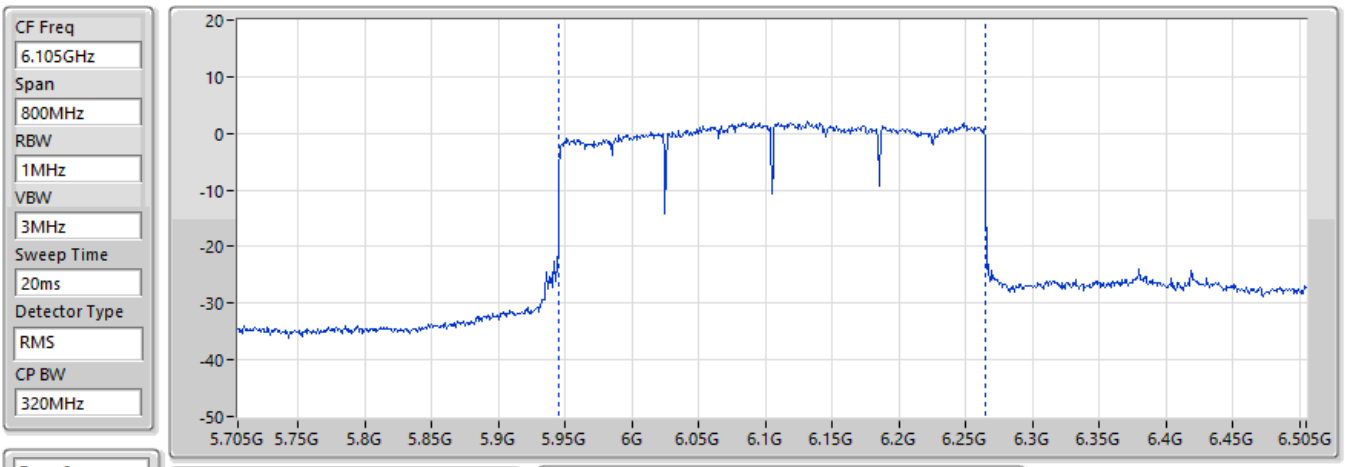

EIRP (dBm)
26.46

EIRP=Pr+Lp [Lp Free Space Path Loss]
Pr=Pmeas-Gr+Lc-Gamp

Pmeas	Gr (dBi)	Lc (dB)	Gamp (dB)	Lp (dB)
3.24	11.40	8.09	31.23	57.76

EIRP;Band:6.2G;be320,BF;BWch:320MHz;Nss:1,(M0);Nant:2;Ch:6265MHz;TX

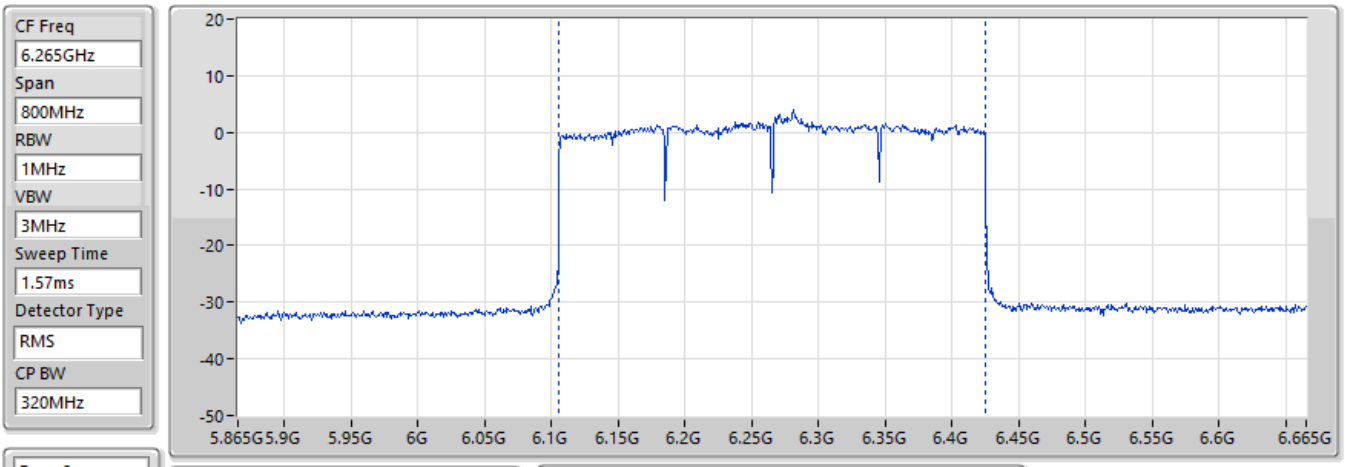

Page 9

EIRP (dBm)
26.7

EIRP=Pr+Lp [Lp Free Space Path Loss]
Pr=Pmeas-Gr+Lc-Gamp

Pmeas	Gr (dBi)	Lc (dB)	Gamp (dB)	Lp (dB)
2.36	11.56	9.20	31.28	57.98

EIRP;Band:6.2G;be320,BF;BWch:320MHz;Nss:1,(M0);Nant:2;Ch:6425MHz;TX

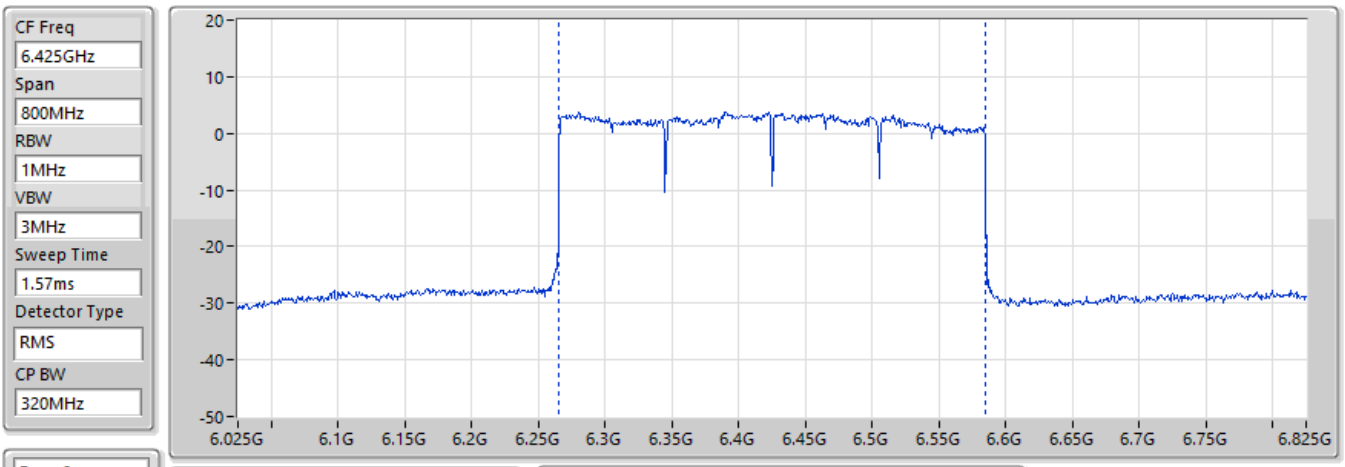

Page 9

EIRP (dBm)
28.31

EIRP=Pr+Lp [Lp Free Space Path Loss]
Pr=Pmeas-Gr+Lc-Gamp

Pmeas	Gr (dBi)	Lc (dB)	Gamp (dB)	Lp (dB)
4.23	11.90	9.11	31.33	58.20

EIRP;Band:6.4G;be320,BF;BWch:320MHz;Nss:1,(M0);Nant:2;Ch:6585MHz;TX

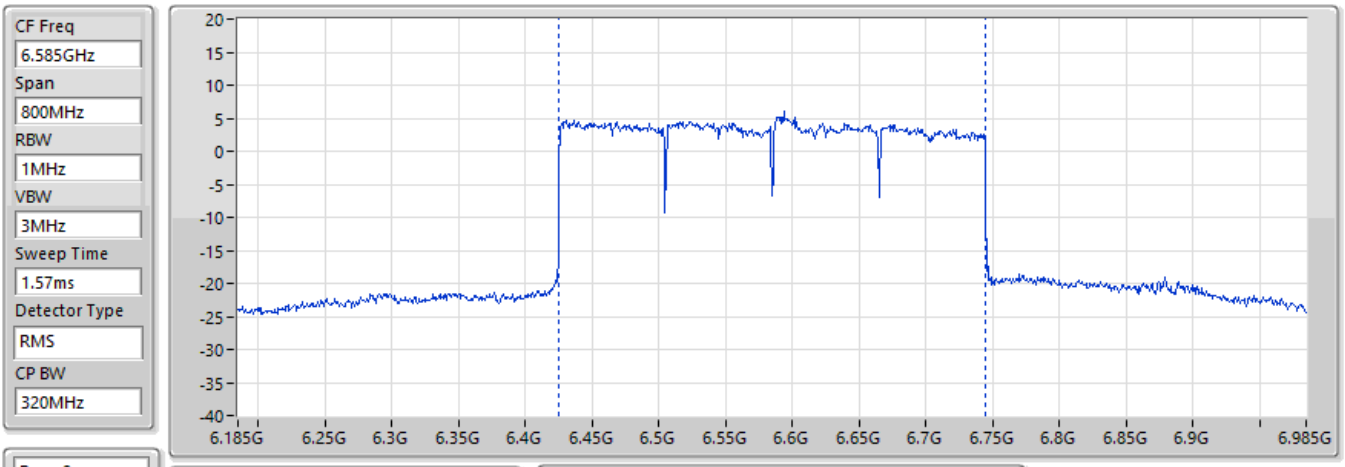

EIRP (dBm)
29.55

EIRP=Pr+Lp [Lp Free Space Path Loss]
Pr=Pmeas-Gr+Lc-Gamp

Pmeas	Gr (dBi)	Lc (dB)	Gamp (dB)	Lp (dB)
5.45	11.93	9.08	31.46	58.41

EIRP;Band:6.7G;be320,BF;BWch:320MHz;Nss:1,(M0);Nant:2;Ch:6745MHz;TX

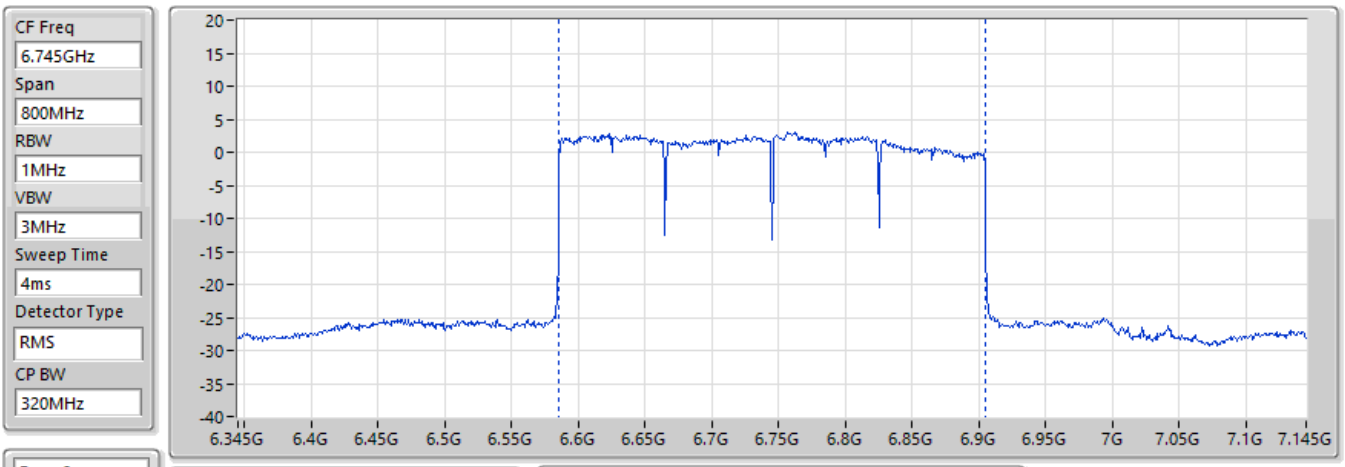

EIRP (dBm)
27.64

EIRP=Pr+Lp [Lp Free Space Path Loss]
Pr=Pmeas-Gr+Lc-Gamp

Pmeas	Gr (dBi)	Lc (dB)	Gamp (dB)	Lp (dB)
2.86	11.61	9.41	31.64	58.62

EIRP;Band:6.7G;be320,BF;BWch:320MHz;Nss:1,(M0);Nant:2;Ch:6905MHz;TX

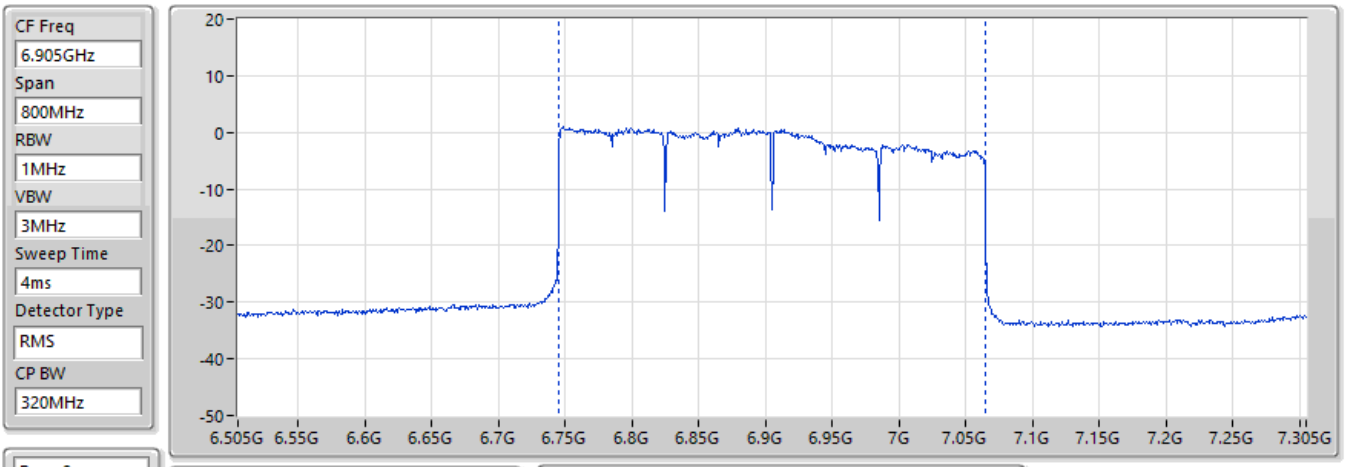

Page 9

EIRP (dBm)
25.05

EIRP=Pr+Lp [Lp Free Space Path Loss]
Pr=Pmeas-Gr+Lc-Gamp

Pmeas	Gr (dBi)	Lc (dB)	Gamp (dB)	Lp (dB)
0.49	11.70	9.26	31.83	58.83

Summary

Mode	EIRP PD (dBm/RBW)
5.925-6.425GHz	-
802.11be EHT20-BF_Nss1,(MCS0)_2TX	4.99
802.11be EHT40-BF_Nss1,(MCS0)_2TX	4.92
802.11be EHT80-BF_Nss1,(MCS0)_2TX	4.80
802.11be EHT160-BF_Nss1,(MCS0)_2TX	4.93
802.11be EHT320-BF_Nss1,(MCS0)_2TX	4.45
6.425-6.525GHz	-
802.11be EHT20-BF_Nss1,(MCS0)_2TX	4.99
802.11be EHT40-BF_Nss1,(MCS0)_2TX	4.83
802.11be EHT80-BF_Nss1,(MCS0)_2TX	4.87
802.11be EHT160-BF_Nss1,(MCS0)_2TX	4.56
802.11be EHT320-BF_Nss1,(MCS0)_2TX	4.45
6.525-6.875GHz	-
802.11be EHT20-BF_Nss1,(MCS0)_2TX	4.81
802.11be EHT40-BF_Nss1,(MCS0)_2TX	4.94
802.11be EHT80-BF_Nss1,(MCS0)_2TX	4.95
802.11be EHT160-BF_Nss1,(MCS0)_2TX	4.00
802.11be EHT320-BF_Nss1,(MCS0)_2TX	4.92
6.875-7.125GHz	-
802.11be EHT20-BF_Nss1,(MCS0)_2TX	4.94
802.11be EHT40-BF_Nss1,(MCS0)_2TX	4.89
802.11be EHT80-BF_Nss1,(MCS0)_2TX	4.93
802.11be EHT160-BF_Nss1,(MCS0)_2TX	4.84

RBW = 500kHz for 5.725-5.85GHz band / 1MHz for other band;

Result

Mode	Result	EIRP PD (dBm/RBW)	EIRP PD Limit (dBm/RBW)
802.11be EHT20-BF_Nss1,(MCS0)_2TX	-	-	-
5955MHz	Pass	4.99	5.00
6175MHz	Pass	4.51	5.00
6415MHz	Pass	4.63	5.00
6435MHz	Pass	4.79	5.00
6475MHz	Pass	4.99	5.00
6515MHz	Pass	4.95	5.00
6535MHz	Pass	4.40	5.00
6695MHz	Pass	4.81	5.00
6875MHz Straddle 6.525-6.875GHz	Pass	4.58	5.00
6895MHz	Pass	4.69	5.00
6995MHz	Pass	4.76	5.00
7095MHz	Pass	4.94	5.00
7115MHz	Pass	-4.53	5.00
802.11be EHT40-BF_Nss1,(MCS0)_2TX	-	-	-
5965MHz	Pass	4.51	5.00
6165MHz	Pass	4.92	5.00
6405MHz	Pass	4.53	5.00
6445MHz	Pass	4.40	5.00
6485MHz	Pass	4.50	5.00
6525MHz Straddle 6.425-6.525GHz	Pass	4.83	5.00
6565MHz	Pass	4.85	5.00
6685MHz	Pass	4.73	5.00
6885MHz Straddle 6.525-6.875GHz	Pass	4.94	5.00
6925MHz	Pass	4.89	5.00
7005MHz	Pass	4.52	5.00
7085MHz	Pass	4.44	5.00
802.11be EHT80-BF_Nss1,(MCS0)_2TX	-	-	-
5985MHz	Pass	4.68	5.00
6145MHz	Pass	4.21	5.00
6385MHz	Pass	4.80	5.00
6465MHz	Pass	4.27	5.00
6545MHz Straddle 6.425-6.525GHz	Pass	4.87	5.00
6625MHz	Pass	4.95	5.00
6705MHz	Pass	4.65	5.00
6785MHz	Pass	4.45	5.00
6865MHz Straddle 6.525-6.875GHz	Pass	4.80	5.00
6945MHz	Pass	4.69	5.00
7025MHz	Pass	4.93	5.00
802.11be EHT160-BF_Nss1,(MCS0)_2TX	-	-	-
6025MHz	Pass	4.37	5.00
6185MHz	Pass	4.23	5.00
6345MHz	Pass	4.93	5.00
6505MHz Straddle 6.425-6.525GHz	Pass	4.56	5.00
6665MHz	Pass	4.00	5.00
6825MHz Straddle 6.525-6.875GHz	Pass	3.94	5.00
6985MHz	Pass	4.84	5.00
802.11be EHT320-BF_Nss1,(MCS0)_2TX	-	-	-
6105MHz	Pass	3.98	5.00
6265MHz	Pass	4.35	5.00
6425MHz Straddle 5.925-6.425GHz	Pass	4.45	5.00
6585MHz Straddle 6.425-6.525GHz	Pass	4.45	5.00
6745MHz Straddle 6.525-6.875GHz	Pass	4.12	5.00
6905MHz Straddle 6.525-6.875GHz	Pass	4.92	5.00

DG = Directional Gain; RBW = 500kHz for 5.725-5.85GHz band / 1MHz for other band;
PD = trace bin-by-bin of each transmits port summing can be performed maximum power density; Port X = Port X Power Density;
Inf = There's no restriction for the limit.

EIRP PSD;Band:6.2G;be20,BF;BWch:20MHz;Nss:1,(M0);Nant:2;Ch:5955MHz;TX

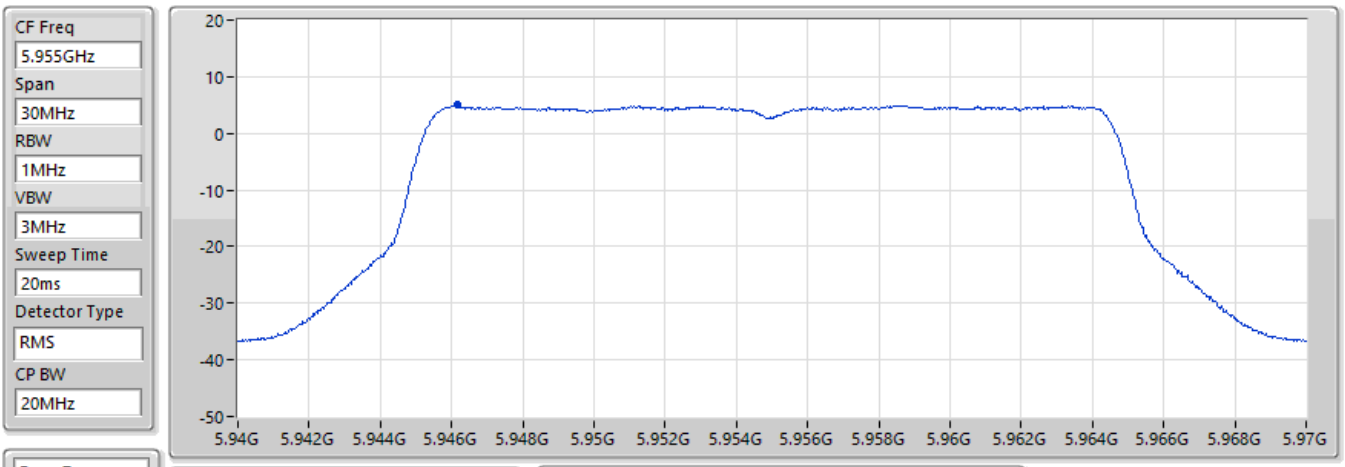

EIRP PSD (dBm)
4.99

EIRP=Pr+Lp [Lp Free Space Path Loss]
Pr=Pmeas-Gr+Lc-Gamp

Pmeas	Gr (dBi)	Lc (dB)	Gamp (dB)	Lp (dB)
-13.92	13.29	7.65	32.98	57.53

EIRP PSD;Band:6.2G;be20,BF;BWch:20MHz;Nss:1,(M0);Nant:2;Ch:6175MHz;TX

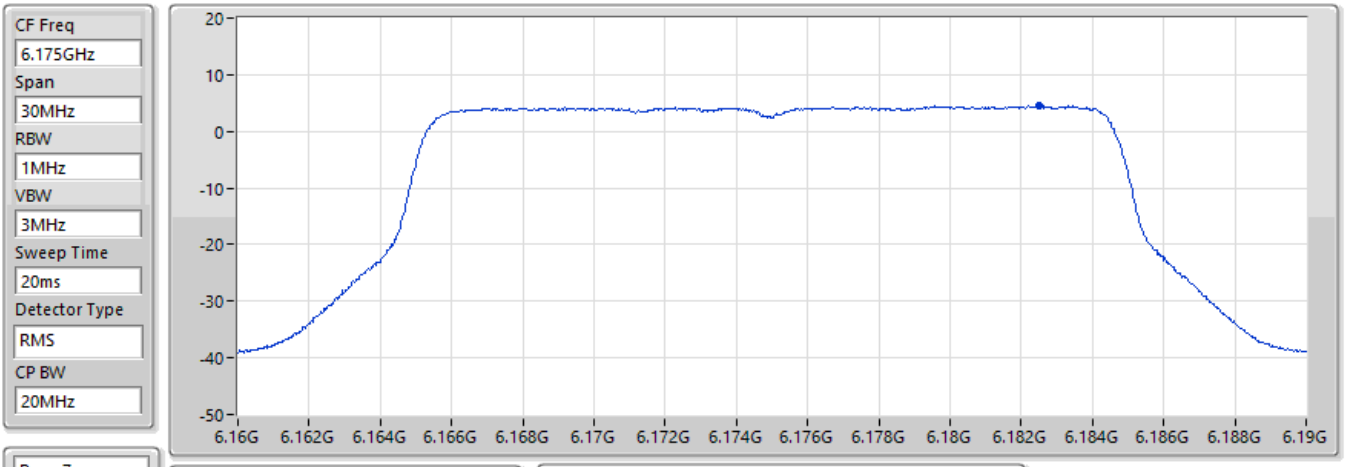

EIRP PSD (dBm)
4.51

EIRP=Pr+Lp [Lp Free Space Path Loss]
Pr=Pmeas-Gr+Lc-Gamp

Pmeas	Gr (dBi)	Lc (dB)	Gamp (dB)	Lp (dB)
-15.09	11.10	7.90	35.07	57.87

EIRP PSD;Band:6.2G;be20,BF;BWch:20MHz;Nss:1,(M0);Nant:2;Ch:6415MHz;TX

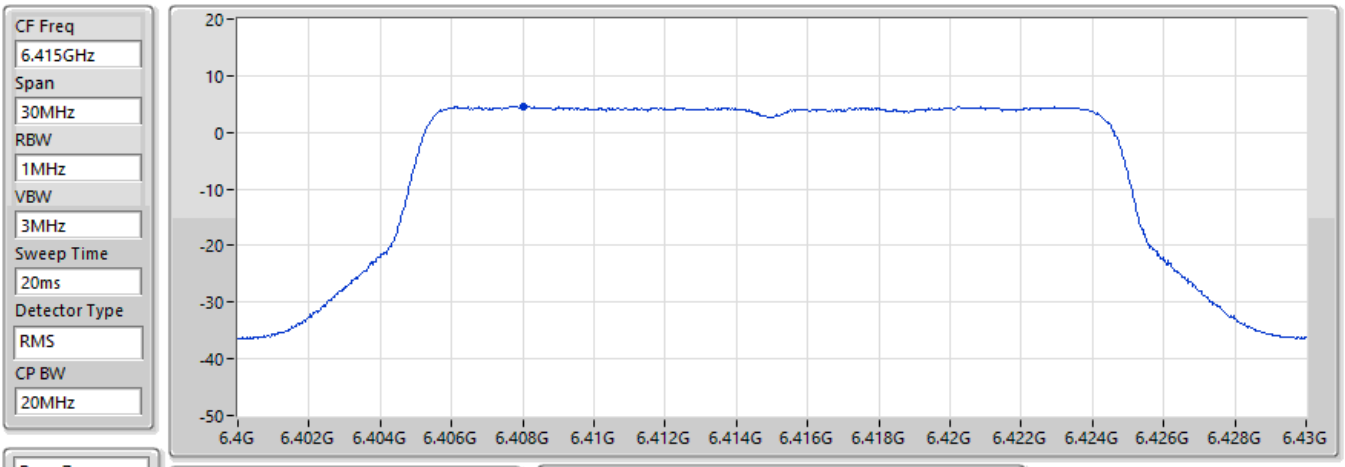

EIRP PSD (dBm)
4.63

EIRP=Pr+Lp [Lp Free Space Path Loss]
Pr=Pmeas-Gr+Lc-Gamp

Pmeas	Gr (dBi)	Lc (dB)	Gamp (dB)	Lp (dB)
-14.92	11.72	8.07	34.98	58.18

EIRP PSD;Band:6.4G;be20,BF;BWch:20MHz;Nss:1,(M0);Nant:2;Ch:6435MHz;TX

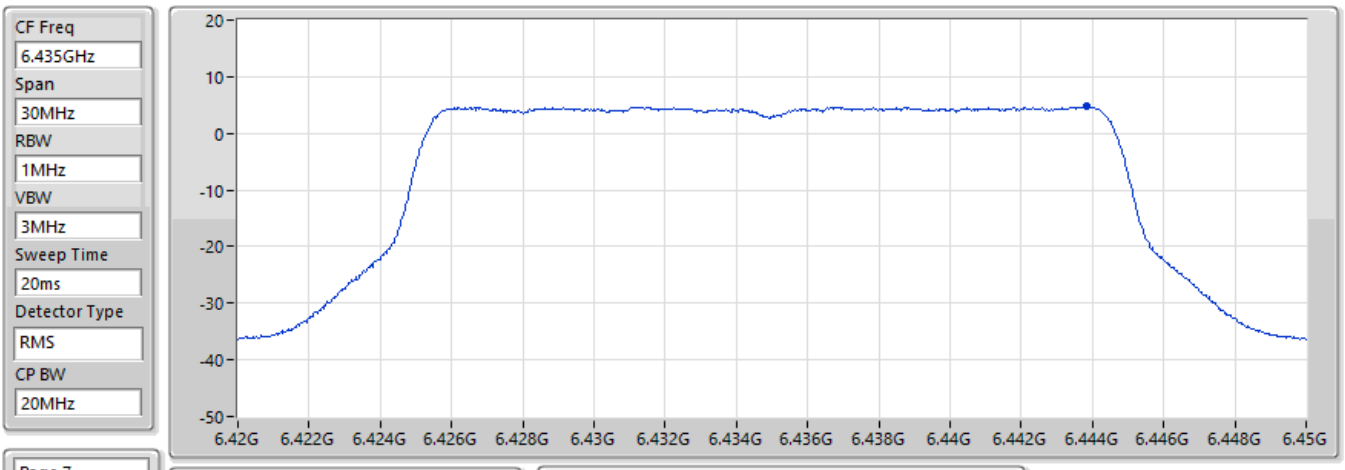

EIRP PSD (dBm)
4.79

EIRP=Pr+Lp [Lp Free Space Path Loss]
Pr=Pmeas-Gr+Lc-Gamp

Pmeas	Gr (dBi)	Lc (dB)	Gamp (dB)	Lp (dB)
-14.77	11.79	8.09	34.97	58.23

EIRP PSD;Band:6.4G;be20,BF;BWch:20MHz;Nss:1,(M0);Nant:2;Ch:6475MHz;TX

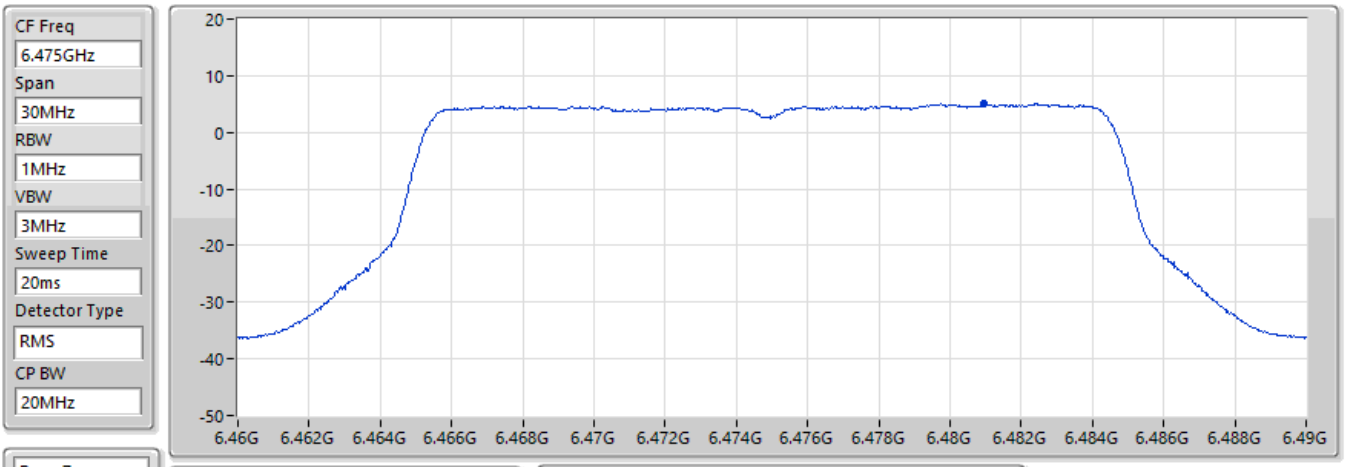

EIRP PSD (dBm)
4.99

EIRP=Pr+Lp [Lp Free Space Path Loss]
Pr=Pmeas-Gr+Lc-Gamp

Pmeas	Gr (dBi)	Lc (dB)	Gamp (dB)	Lp (dB)
-14.58	11.86	8.11	34.96	58.28

EIRP PSD;Band:6.4G;be20,BF;BWch:20MHz;Nss:1,(M0);Nant:2;Ch:6515MHz;TX

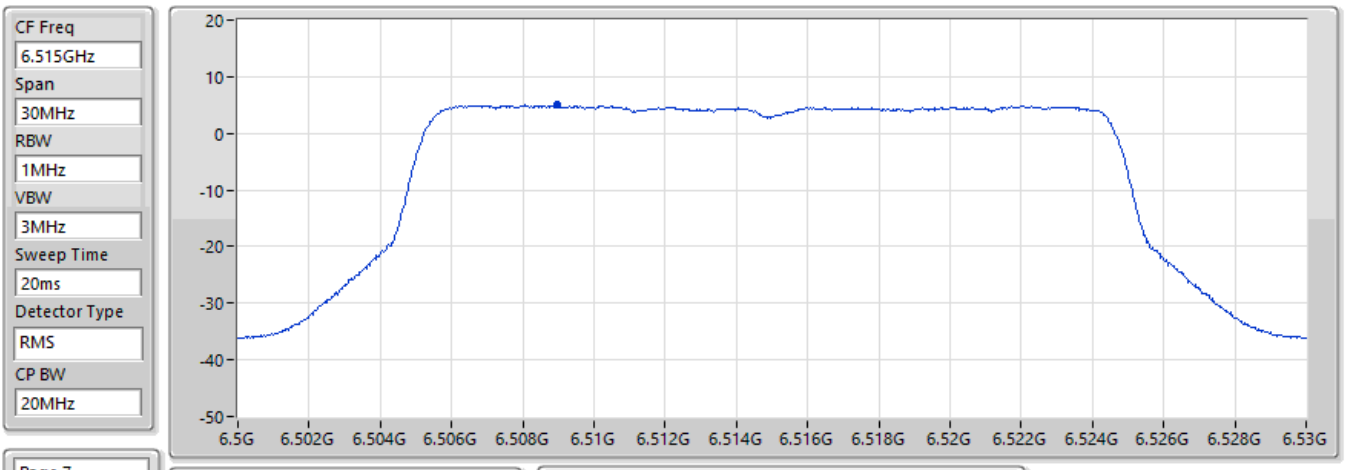

EIRP PSD (dBm)
4.95

EIRP=Pr+Lp [Lp Free Space Path Loss]
Pr=Pmeas-Gr+Lc-Gamp

Pmeas	Gr (dBi)	Lc (dB)	Gamp (dB)	Lp (dB)
-14.65	11.88	8.13	34.96	58.31

EIRP PSD;Band:6.7G;be20,BF;BWch:20MHz;Nss:1,(M0);Nant:2;Ch:6535MHz;TX

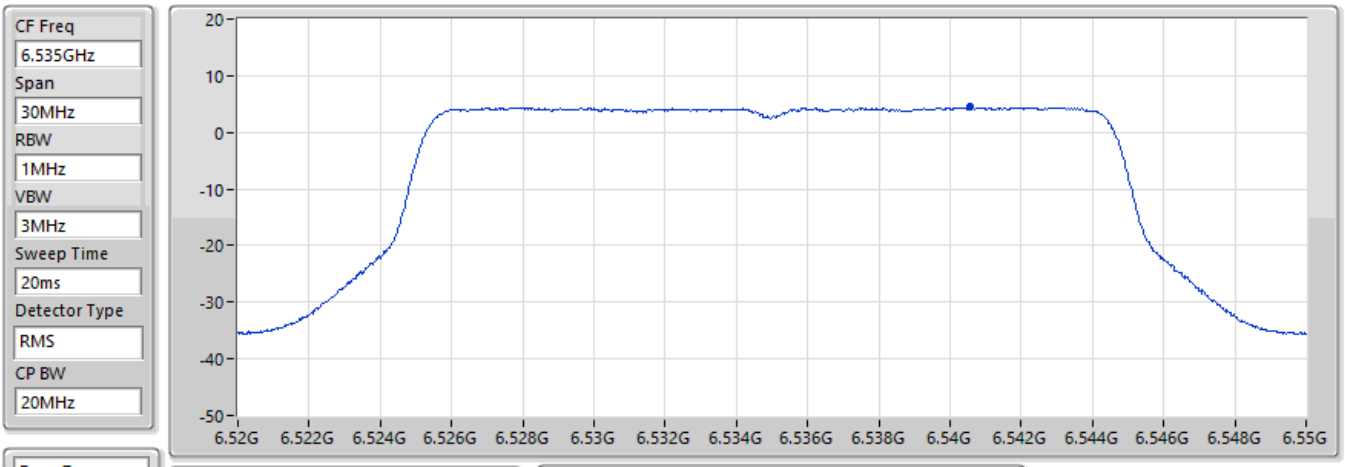

EIRP PSD (dBm)
4.4

EIRP=Pr+Lp [Lp Free Space Path Loss]
Pr=Pmeas-Gr+Lc-Gamp

Pmeas	Gr (dBi)	Lc (dB)	Gamp (dB)	Lp (dB)
-16.39	12.42	7.91	33.05	58.35

EIRP PSD;Band:6.7G;be20,BF;BWch:20MHz;Nss:1,(M0);Nant:2;Ch:6695MHz;TX

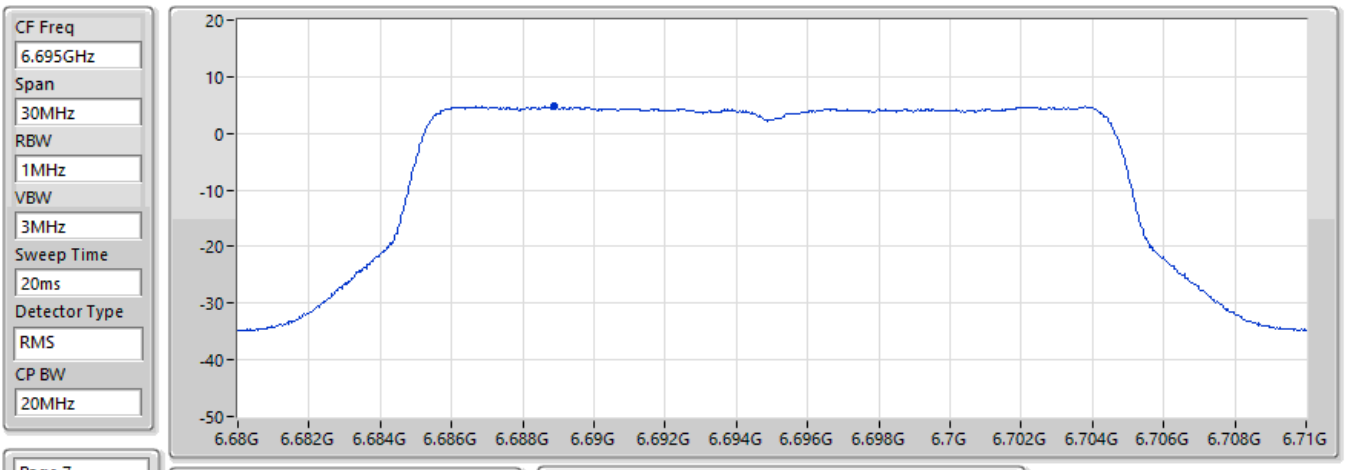

EIRP PSD (dBm)
4.81

EIRP=Pr+Lp [Lp Free Space Path Loss]
Pr=Pmeas-Gr+Lc-Gamp

Pmeas	Gr (dBi)	Lc (dB)	Gamp (dB)	Lp (dB)
-15.31	11.50	8.25	35.18	58.55

EIRP PSD;Band:6.7G;be20,BF;BWch:20MHz;Nss:1,(M0);Nant:2;Ch:6875MHz;TX

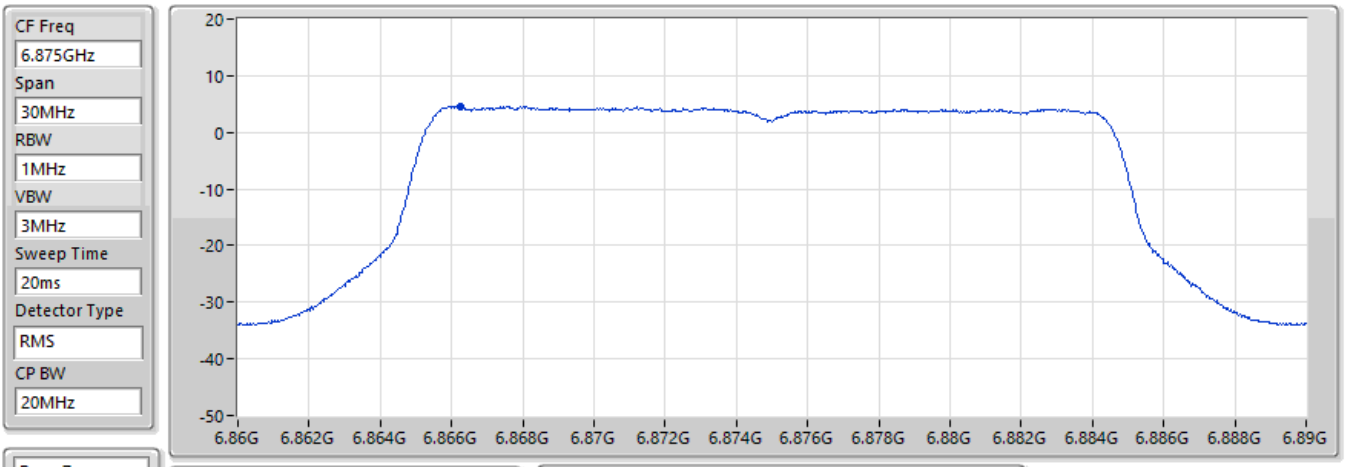

Page 7

EIRP PSD (dBm)
4.58

EIRP=Pr+Lp [Lp Free Space Path Loss]
Pr=Pmeas-Gr+Lc-Gamp

Pmeas	Gr (dBi)	Lc (dB)	Gamp (dB)	Lp (dB)
-15.75	11.40	8.35	35.40	58.78

EIRP PSD;Band:7.0G;be20,BF;BWch:20MHz;Nss:1,(M0);Nant:2;Ch:6895MHz;TX

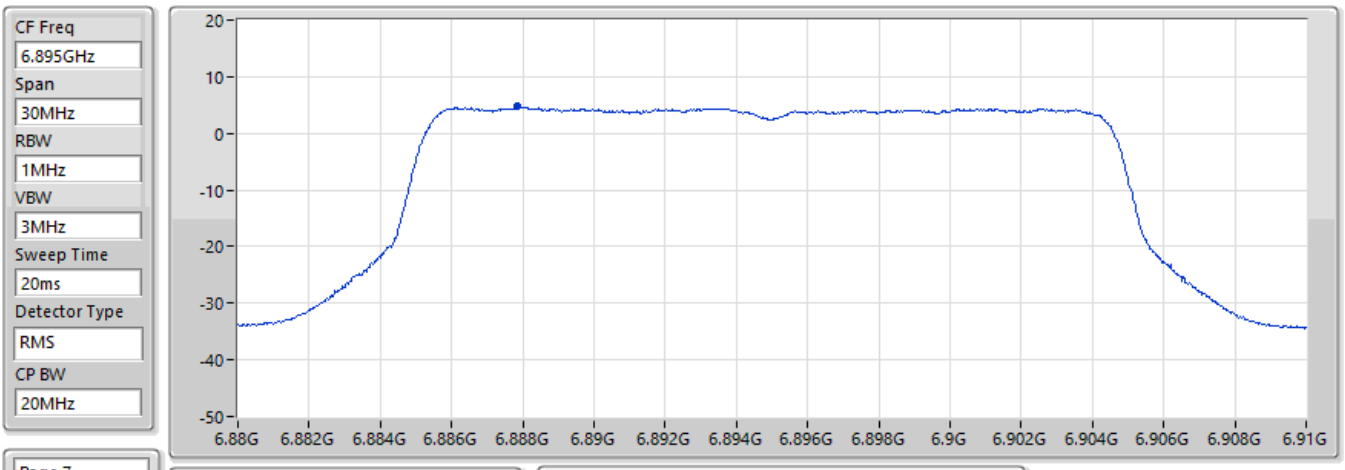

Page 7

EIRP PSD (dBm)
4.69

EIRP=Pr+Lp [Lp Free Space Path Loss]
Pr=Pmeas-Gr+Lc-Gamp

Pmeas	Gr (dBi)	Lc (dB)	Gamp (dB)	Lp (dB)
-15.65	11.40	8.36	35.42	58.80

EIRP PSD;Band:7.0G;be20,BF;BWch:20MHz;Nss:1,(M0);Nant:2;Ch:6995MHz;TX

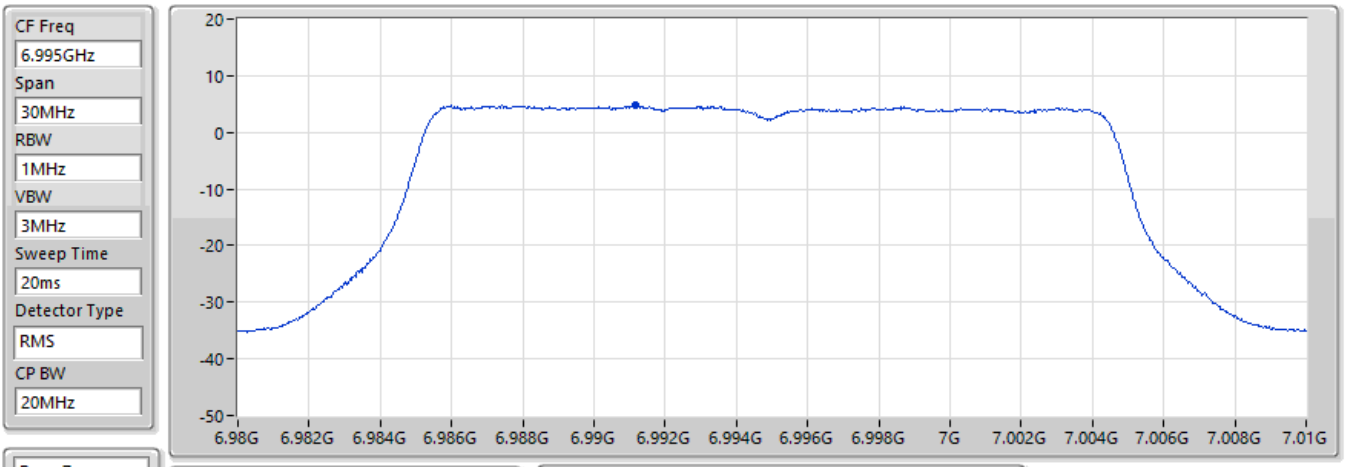

EIRP PSD (dBm)
4.76

EIRP=Pr+Lp [Lp Free Space Path Loss]
Pr=Pmeas-Gr+Lc-Gamp

Pmeas	Gr (dBi)	Lc (dB)	Gamp (dB)	Lp (dB)
-18.54	11.64	8.14	32.13	58.93

EIRP PSD;Band:7.0G;be20,BF;BWch:20MHz;Nss:1,(M0);Nant:2;Ch:7095MHz;TX

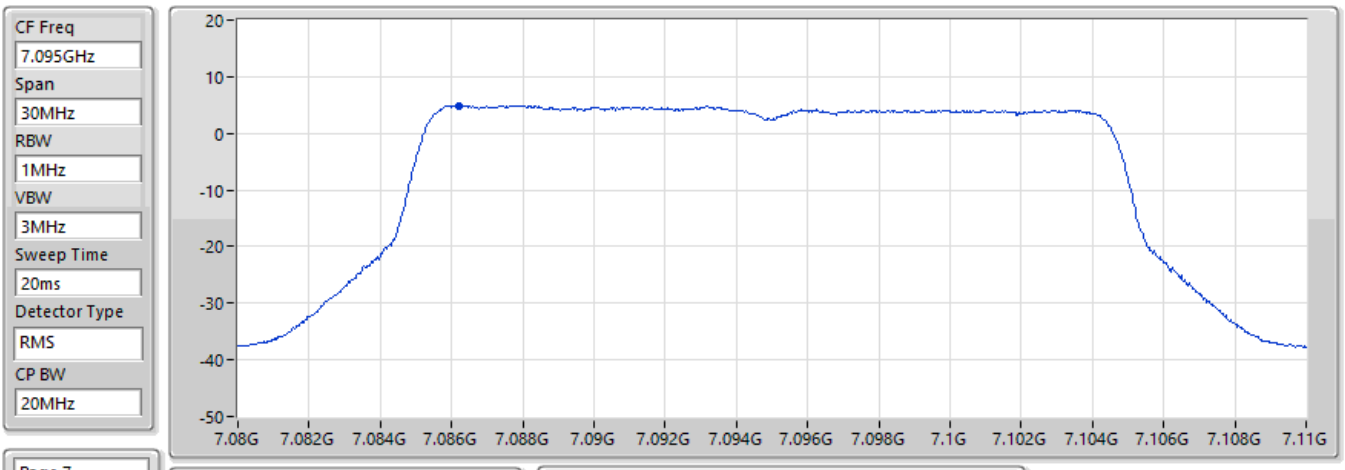

EIRP PSD (dBm)
4.94

EIRP=Pr+Lp [Lp Free Space Path Loss]
Pr=Pmeas-Gr+Lc-Gamp

Pmeas	Gr (dBi)	Lc (dB)	Gamp (dB)	Lp (dB)
-15.49	11.53	8.42	35.51	59.05

EIRP PSD;Band:7.0G;be20,BF;BWch:20MHz;Nss:1,(M0);Nant:2;Ch:7115MHz;TX

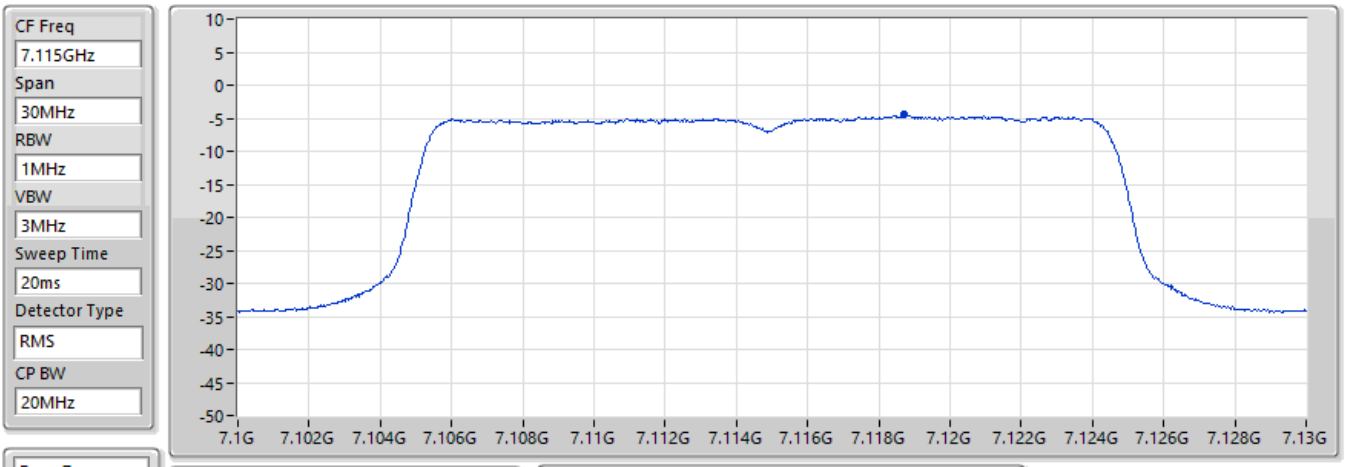

Page 7

EIRP PSD (dBm)
-4.53

EIRP=Pr+Lp [Lp Free Space Path Loss]
Pr=Pmeas-Gr+Lc-Gamp

Pmeas	Gr (dBi)	Lc (dB)	Gamp (dB)	Lp (dB)
-29.11	11.73	9.23	32.01	59.09

EIRP PSD;Band:6.2G;be40,BF;BWch:40MHz;Nss:1,(M0);Nant:2;Ch:5965MHz;TX

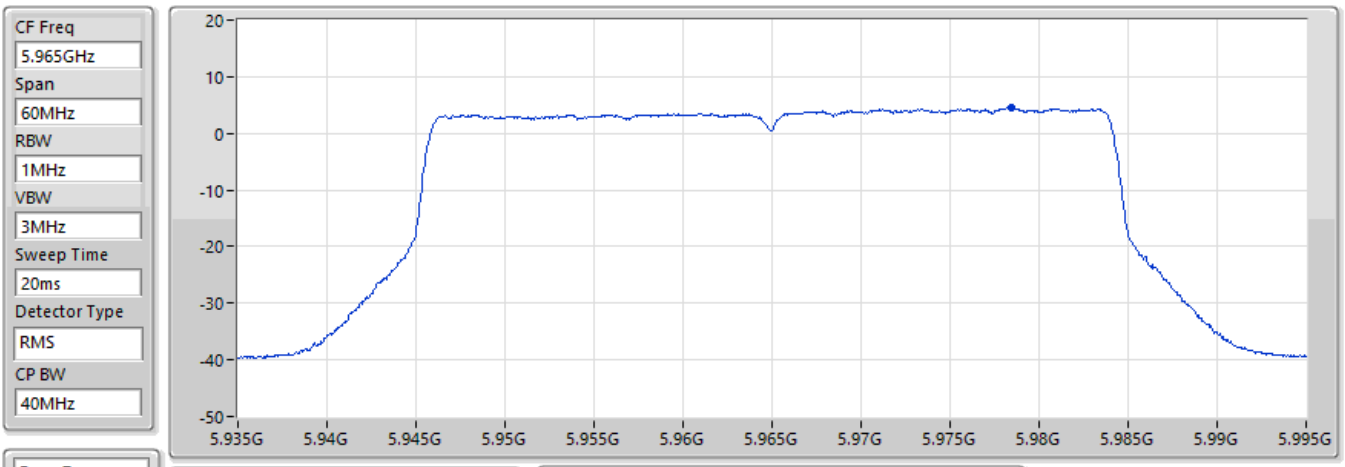

Page 7

EIRP PSD (dBm)
4.51

EIRP=Pr+Lp [Lp Free Space Path Loss]
Pr=Pmeas-Gr+Lc-Gamp

Pmeas	Gr (dBi)	Lc (dB)	Gamp (dB)	Lp (dB)
-14.44	11.16	7.67	35.13	57.57

EIRP PSD;Band:6.2G;be40,BF;BWch:40MHz;Nss:1,(M0);Nant:2;Ch:6165MHz;TX

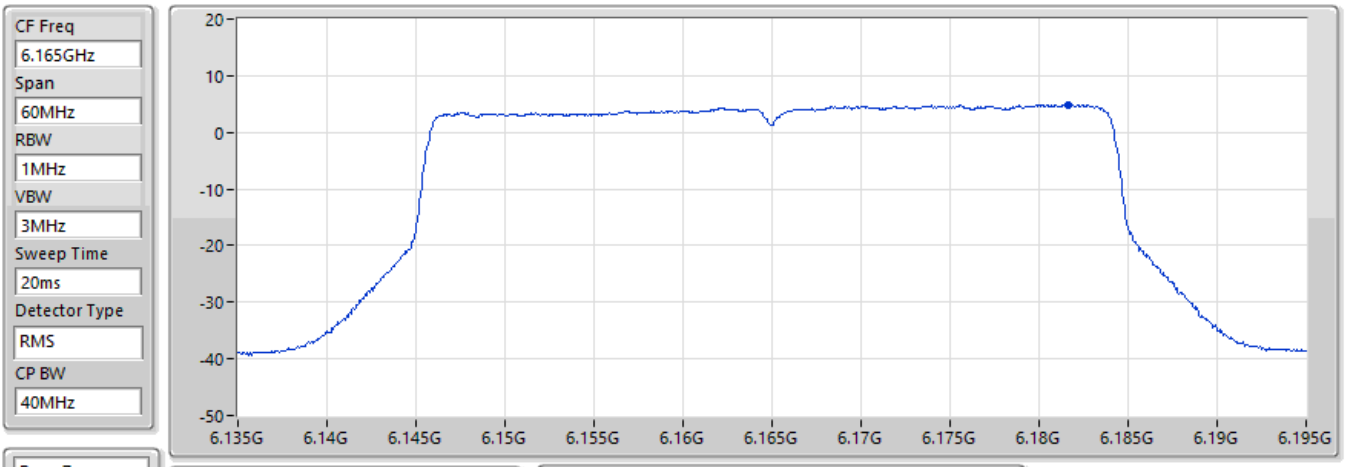

EIRP PSD (dBm)
4.92

EIRP=Pr+Lp [Lp Free Space Path Loss]
Pr=Pmeas-Gr+Lc-Gamp

Pmeas	Gr (dBi)	Lc (dB)	Gamp (dB)	Lp (dB)
-14.67	11.10	7.90	35.07	57.86

EIRP PSD;Band:6.2G;be40,BF;BWch:40MHz;Nss:1,(M0);Nant:2;Ch:6405MHz;TX

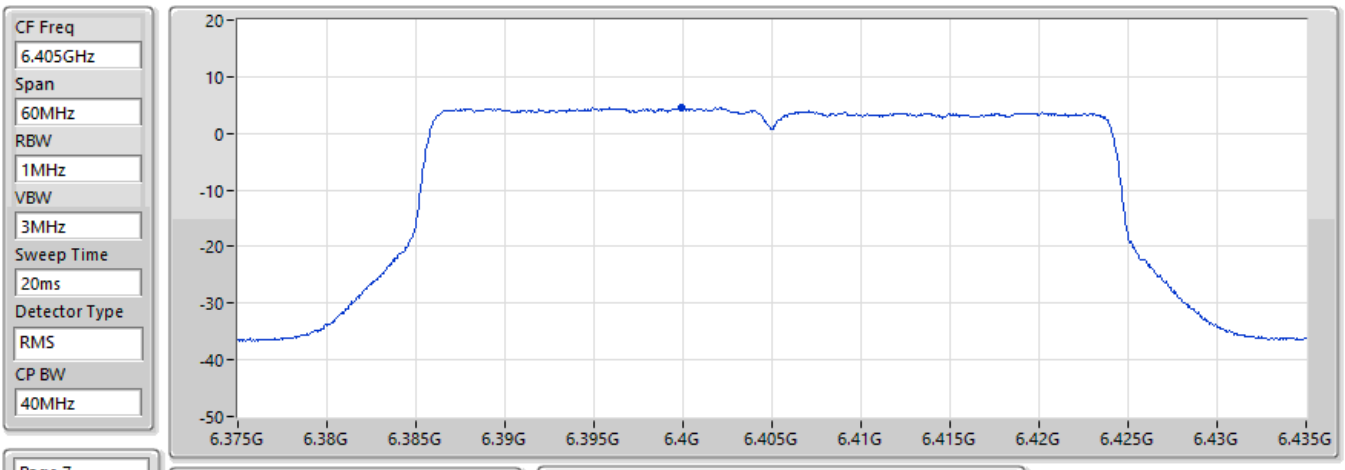

EIRP PSD (dBm)
4.53

EIRP=Pr+Lp [Lp Free Space Path Loss]
Pr=Pmeas-Gr+Lc-Gamp

Pmeas	Gr (dBi)	Lc (dB)	Gamp (dB)	Lp (dB)
-15.01	11.70	8.06	34.99	58.17

EIRP PSD;Band:6.4G;be40,BF;BWch:40MHz;Nss:1,(M0);Nant:2;Ch:6445MHz;TX

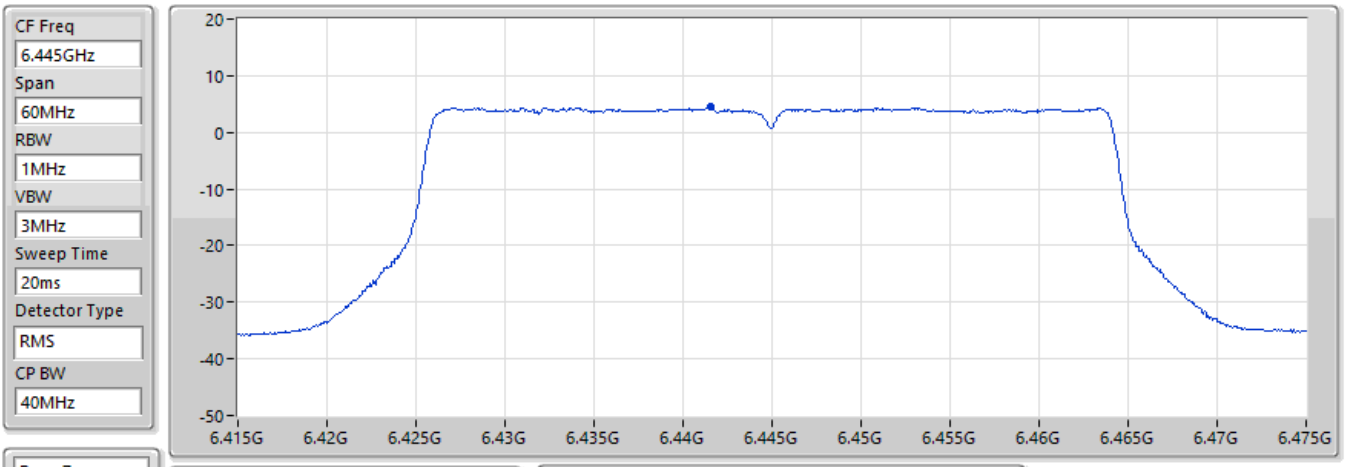

EIRP PSD (dBm)
4.4

EIRP=Pr+Lp [Lp Free Space Path Loss]
Pr=Pmeas-Gr+Lc-Gamp

Pmeas	Gr (dBi)	Lc (dB)	Gamp (dB)	Lp (dB)
-18.51	12.42	7.75	30.64	58.22

EIRP PSD;Band:6.4G;be40,BF;BWch:40MHz;Nss:1,(M0);Nant:2;Ch:6485MHz;TX

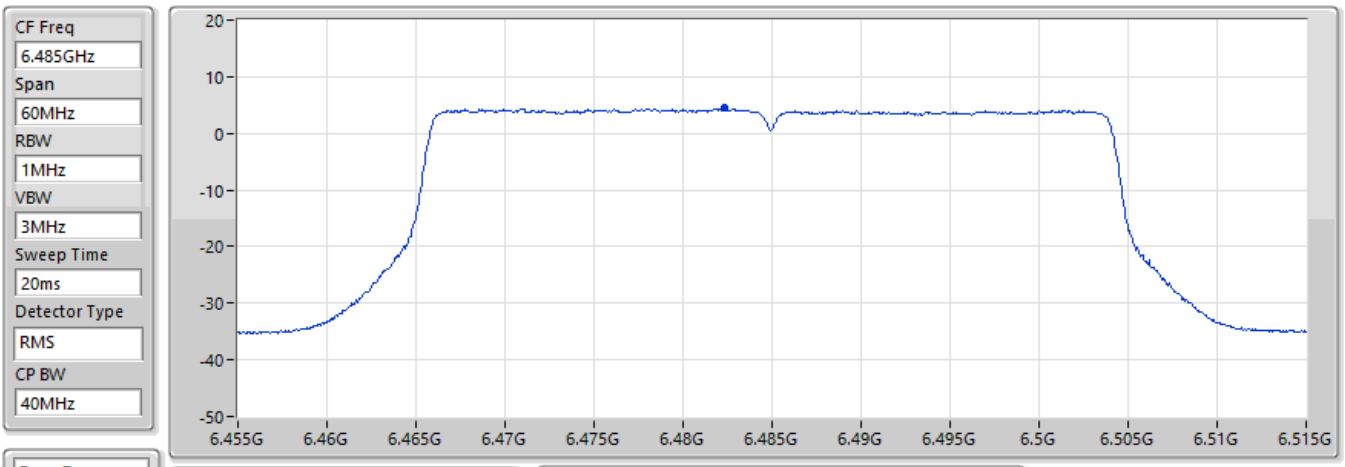

EIRP PSD (dBm)
4.5

EIRP=Pr+Lp [Lp Free Space Path Loss]
Pr=Pmeas-Gr+Lc-Gamp

Pmeas	Gr (dBi)	Lc (dB)	Gamp (dB)	Lp (dB)
-18.67	12.34	7.78	30.55	58.28

EIRP PSD;Band:6.4G;be40,BF;BWch:40MHz;Nss:1,(M0);Nant:2;Ch:6525MHz;TX

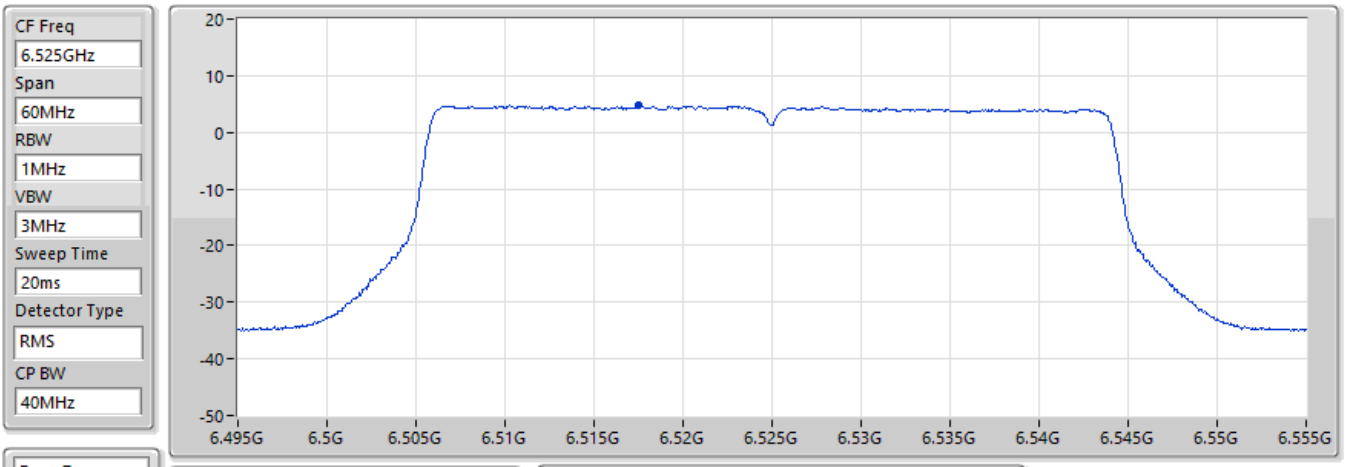

EIRP PSD (dBm)
4.83

EIRP=Pr+Lp [Lp Free Space Path Loss]
Pr=Pmeas-Gr+Lc-Gamp

Pmeas	Gr (dBi)	Lc (dB)	Gamp (dB)	Lp (dB)
-18.46	12.26	7.80	30.57	58.32

EIRP PSD;Band:6.7G;be40,BF;BWch:40MHz;Nss:1,(M0);Nant:2;Ch:6565MHz;TX

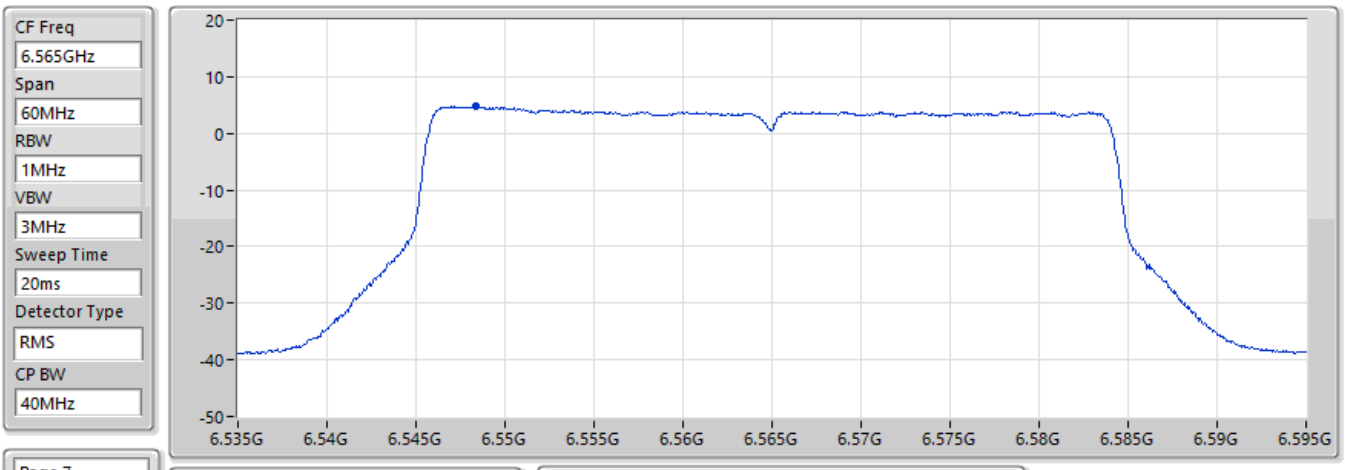

EIRP PSD (dBm)
4.85

EIRP=Pr+Lp [Lp Free Space Path Loss]
Pr=Pmeas-Gr+Lc-Gamp

Pmeas	Gr (dBi)	Lc (dB)	Gamp (dB)	Lp (dB)
-14.87	11.80	8.16	35.01	58.37

EIRP PSD;Band:6.7G;be40,BF;BWch:40MHz;Nss:1,(M0);Nant:2;Ch:6685MHz;TX

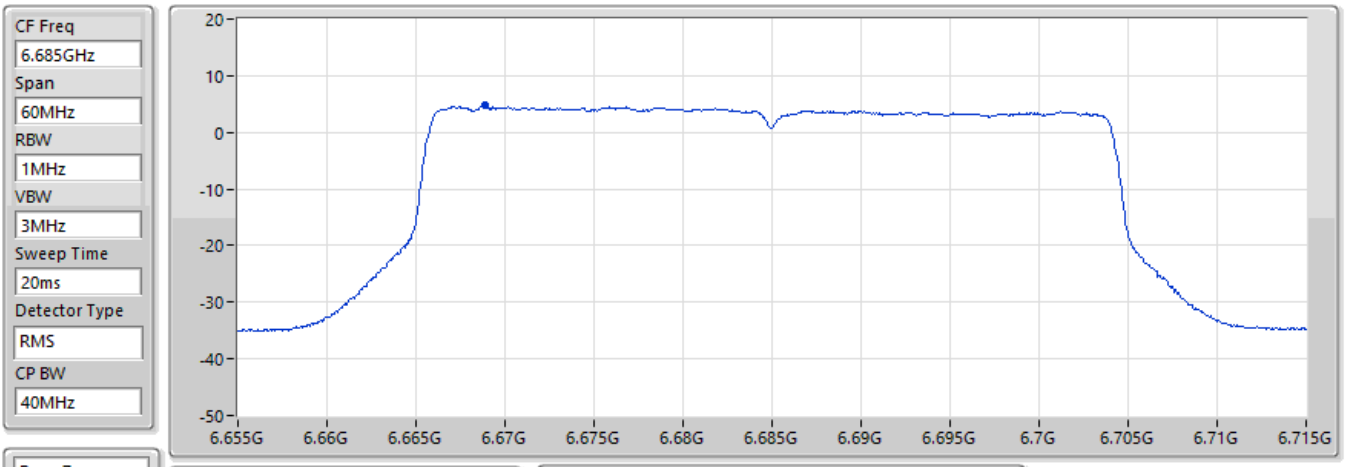

EIRP PSD (dBm)
4.73

EIRP=Pr+Lp [Lp Free Space Path Loss]
Pr=Pmeas-Gr+Lc-Gamp

Pmeas	Gr (dBi)	Lc (dB)	Gamp (dB)	Lp (dB)
-15.36	11.50	8.23	35.16	58.52

EIRP PSD;Band:6.7G;be40,BF;BWch:40MHz;Nss:1,(M0);Nant:2;Ch:6885MHz;TX

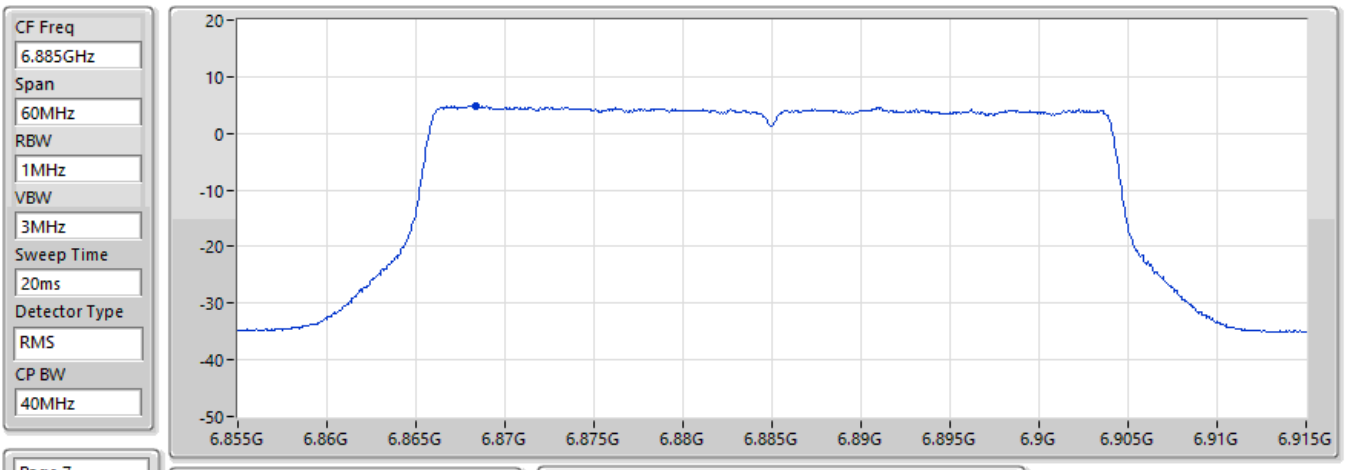

EIRP PSD (dBm)
4.94

EIRP=Pr+Lp [Lp Free Space Path Loss]
Pr=Pmeas-Gr+Lc-Gamp

Pmeas	Gr (dBi)	Lc (dB)	Gamp (dB)	Lp (dB)
-18.09	12.06	8.04	31.73	58.78

EIRP PSD;Band:7.0G;be40,BF;BWch:40MHz;Nss:1,(M0);Nant:2;Ch:6925MHz;TX

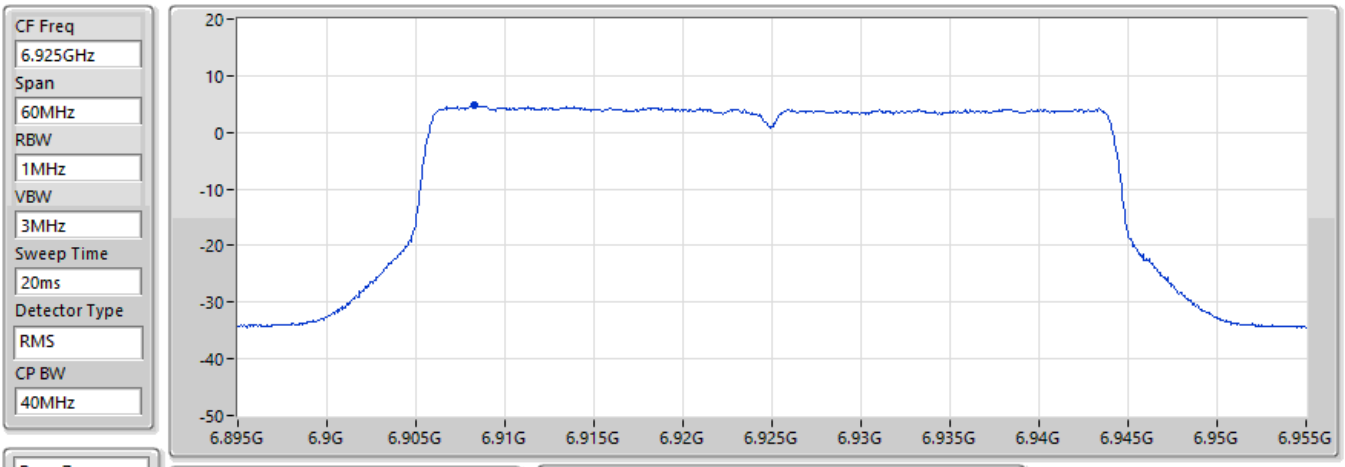

EIRP PSD (dBm)
4.89

EIRP=Pr+Lp [Lp Free Space Path Loss]
Pr=Pmeas-Gr+Lc-Gamp

Pmeas	Gr (dBi)	Lc (dB)	Gamp (dB)	Lp (dB)
-15.45	11.40	8.36	35.45	58.83

EIRP PSD;Band:7.0G;be40,BF;BWch:40MHz;Nss:1,(M0);Nant:2;Ch:7005MHz;TX

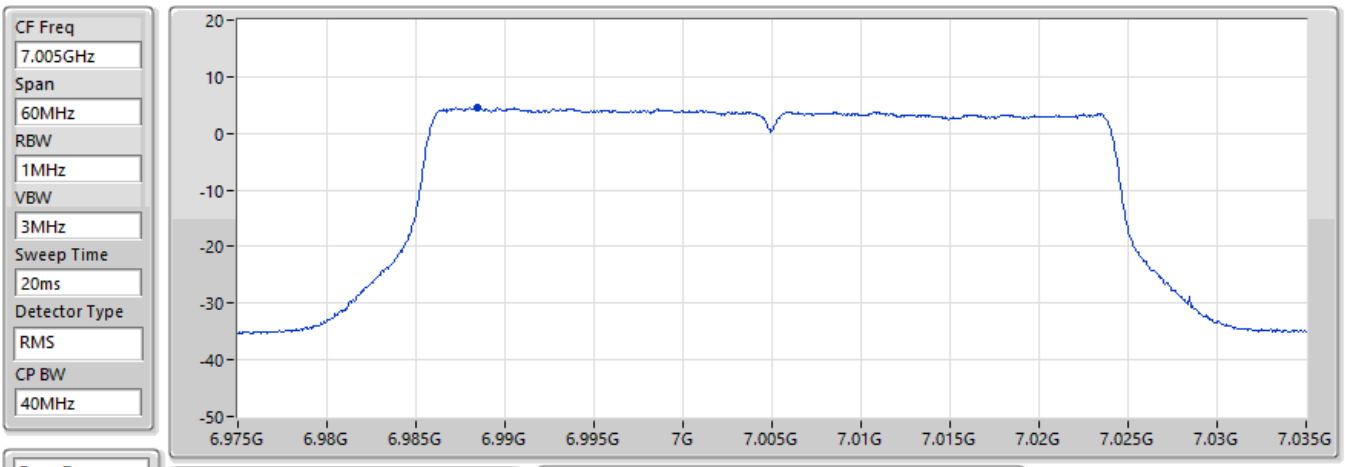

EIRP PSD (dBm)
4.52

EIRP=Pr+Lp [Lp Free Space Path Loss]
Pr=Pmeas-Gr+Lc-Gamp

Pmeas	Gr (dBi)	Lc (dB)	Gamp (dB)	Lp (dB)
-18.78	11.65	8.14	32.12	58.93

EIRP PSD;Band:7.0G;be40,BF;BWch:40MHz;Nss:1,(M0);Nant:2;Ch:7085MHz;TX

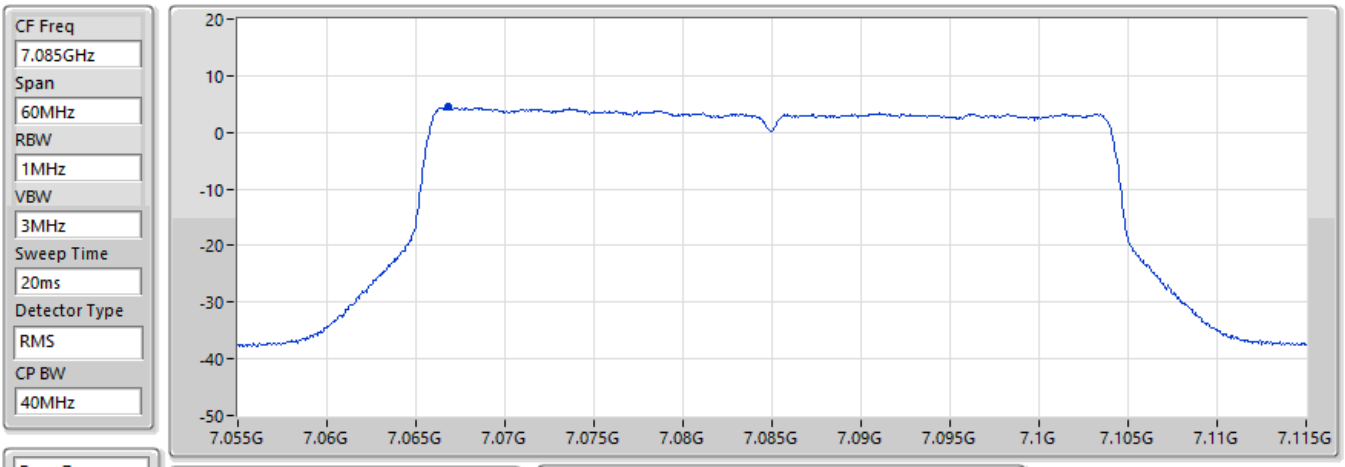

EIRP PSD (dBm)
4.44

EIRP=Pr+Lp [Lp Free Space Path Loss]
Pr=Pmeas-Gr+Lc-Gamp

Pmeas	Gr (dBi)	Lc (dB)	Gamp (dB)	Lp (dB)
-15.92	11.57	8.42	35.52	59.03

EIRP PSD;Band:6.2G;be80,BF;BWch:80MHz;Nss:1,(M0);Nant:2;Ch:5985MHz;TX

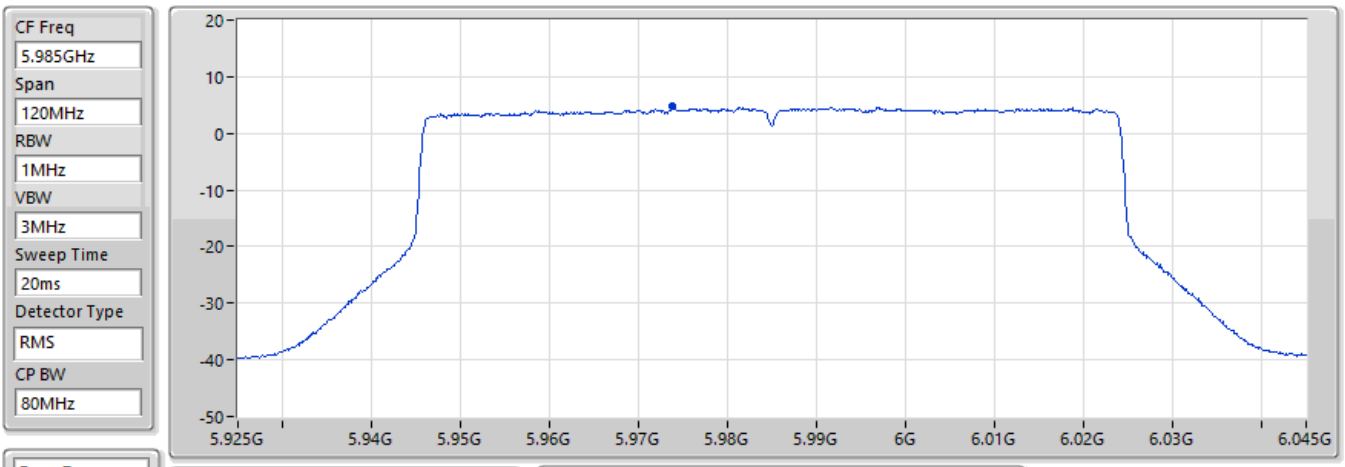

EIRP PSD (dBm)
4.68

EIRP=Pr+Lp [Lp Free Space Path Loss]
Pr=Pmeas-Gr+Lc-Gamp

Pmeas	Gr (dBi)	Lc (dB)	Gamp (dB)	Lp (dB)
-14.28	11.15	7.67	35.13	57.57

EIRP PSD;Band:6.2G;be80,BF;BWch:80MHz;Nss:1,(M0);Nant:2;Ch:6145MHz;TX

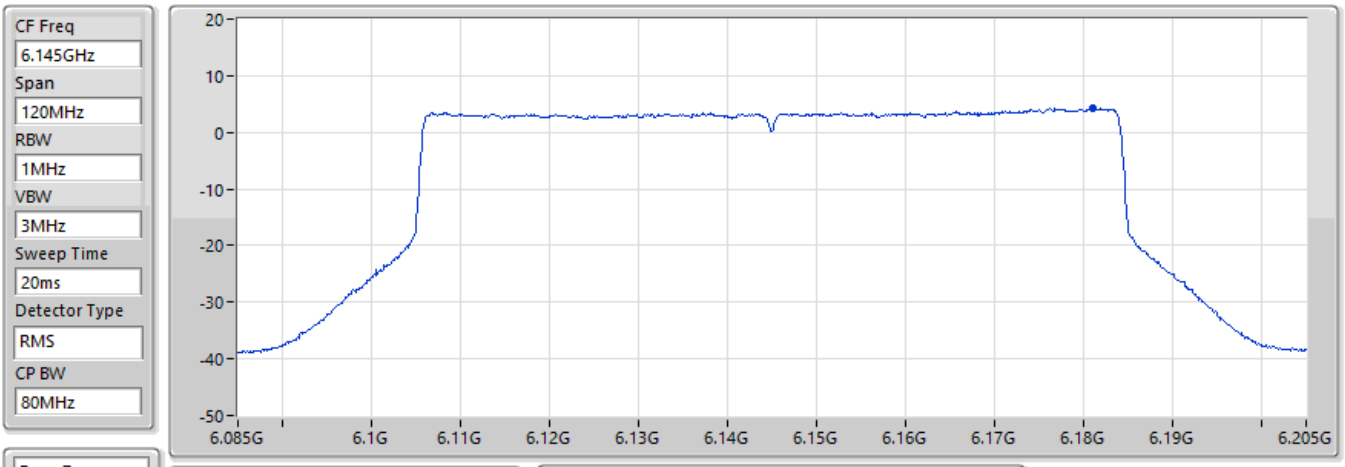

EIRP PSD (dBm)
4.21

EIRP=Pr+Lp [Lp Free Space Path Loss]
Pr=Pmeas-Gr+Lc-Gamp

Pmeas	Gr (dBi)	Lc (dB)	Gamp (dB)	Lp (dB)
-15.38	11.10	7.90	35.07	57.86

EIRP PSD;Band:6.2G;be80,BF;BWch:80MHz;Nss:1,(M0);Nant:2;Ch:6385MHz;TX

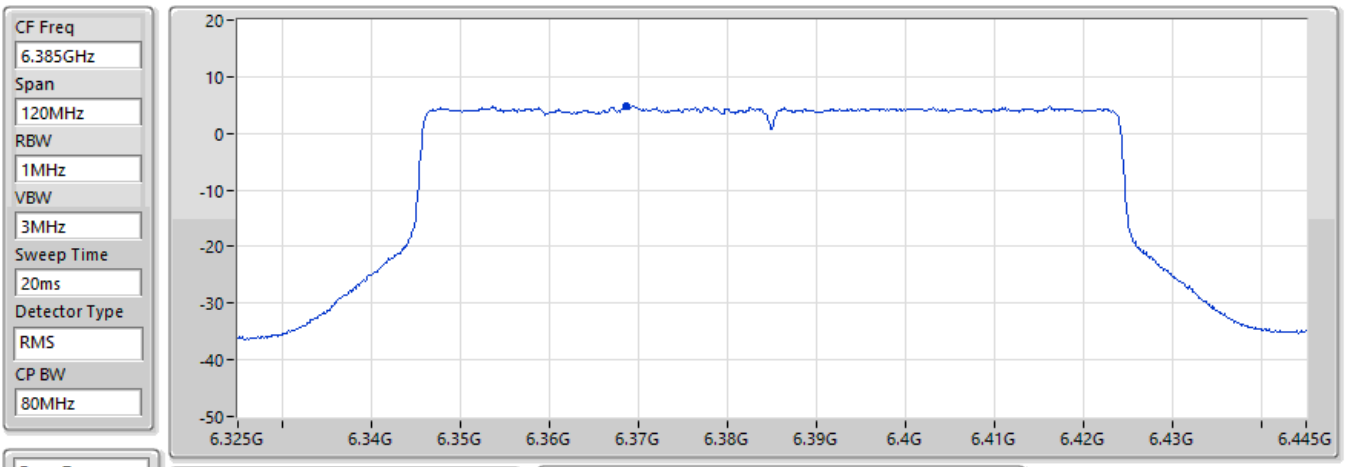

EIRP PSD (dBm)
4.8

EIRP=Pr+Lp [Lp Free Space Path Loss]
Pr=Pmeas-Gr+Lc-Gamp

Pmeas	Gr (dBi)	Lc (dB)	Gamp (dB)	Lp (dB)
-17.48	12.75	7.71	30.80	58.12

EIRP PSD;Band:6.4G;be80,BF;BWch:80MHz;Nss:1,(M0);Nant:2;Ch:6465MHz;TX

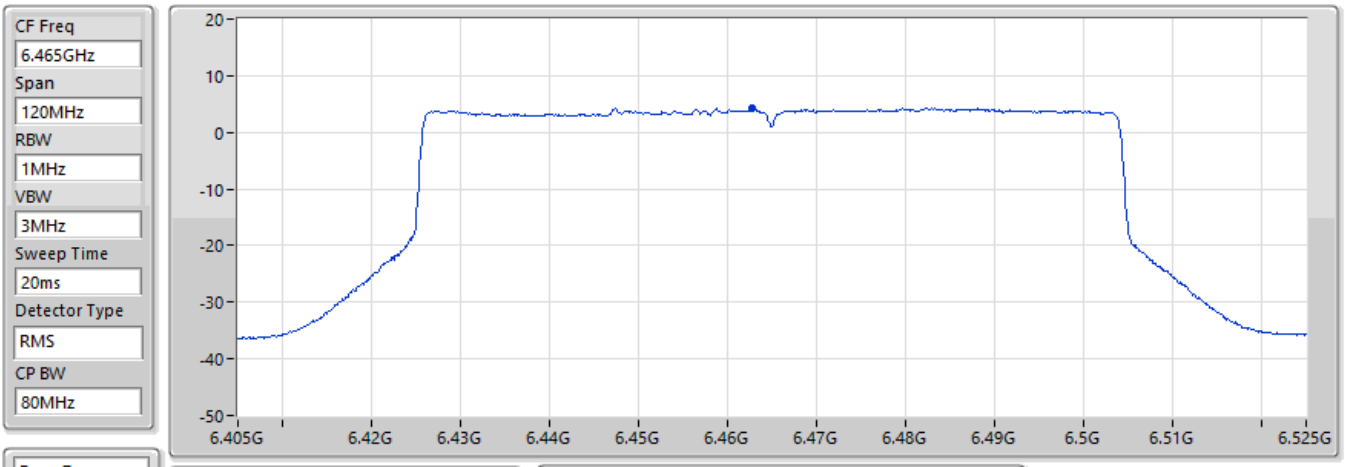

EIRP PSD (dBm)
4.27

EIRP=Pr+Lp [Lp Free Space Path Loss]
Pr=Pmeas-Gr+Lc-Gamp

Pmeas	Gr (dBi)	Lc (dB)	Gamp (dB)	Lp (dB)
-15.29	11.83	8.10	34.96	58.25

EIRP PSD;Band:6.4G;be80,BF;BWch:80MHz;Nss:1,(M0);Nant:2;Ch:6545MHz;TX

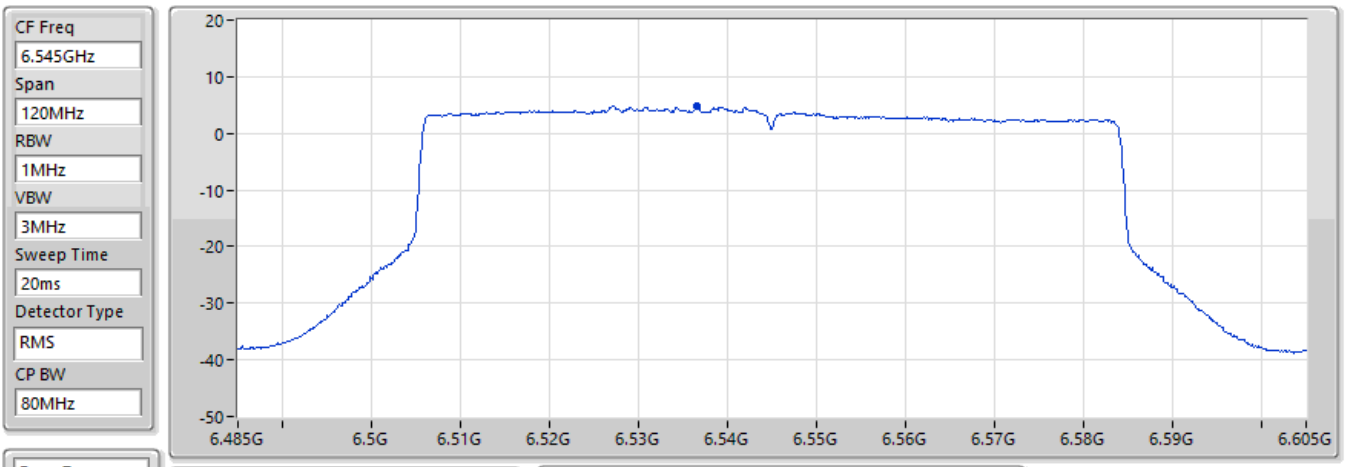

EIRP PSD (dBm)
4.87

EIRP=Pr+Lp [Lp Free Space Path Loss]
Pr=Pmeas-Gr+Lc-Gamp

Pmeas	Gr (dBi)	Lc (dB)	Gamp (dB)	Lp (dB)
-14.81	11.83	8.15	34.99	58.35

EIRP PSD;Band:6.7G;be80,BF;BWch:80MHz;Nss:1,(M0);Nant:2;Ch:6625MHz;TX

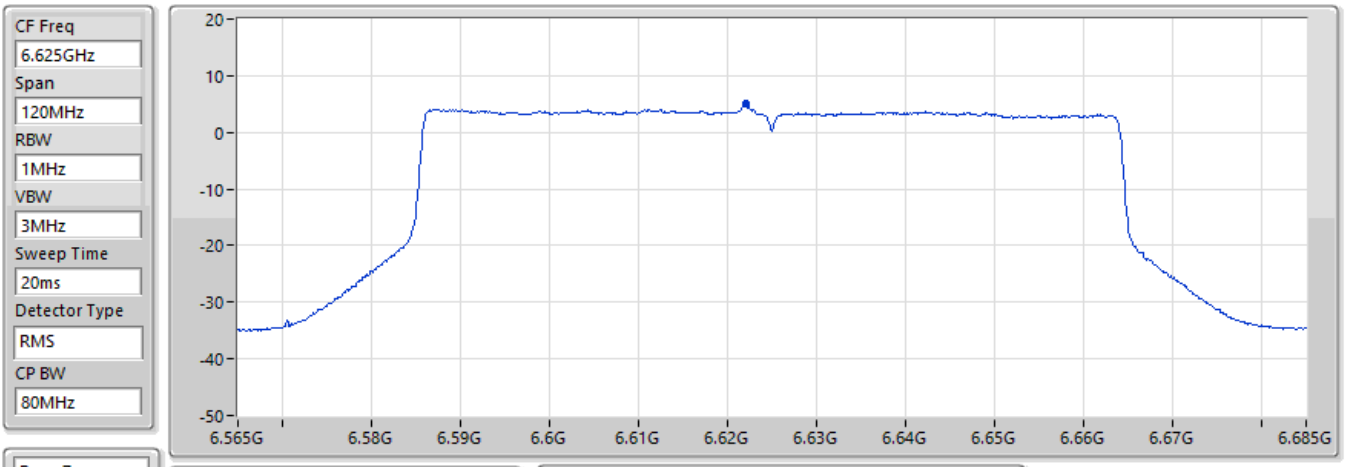

EIRP PSD (dBm)
4.95

EIRP=Pr+Lp [Lp Free Space Path Loss]
Pr=Pmeas-Gr+Lc-Gamp

Pmeas	Gr (dBi)	Lc (dB)	Gamp (dB)	Lp (dB)
-18.32	12.14	7.86	30.91	58.46

EIRP PSD;Band:6.7G;be80,BF;BWch:80MHz;Nss:1,(M0);Nant:2;Ch:6705MHz;TX

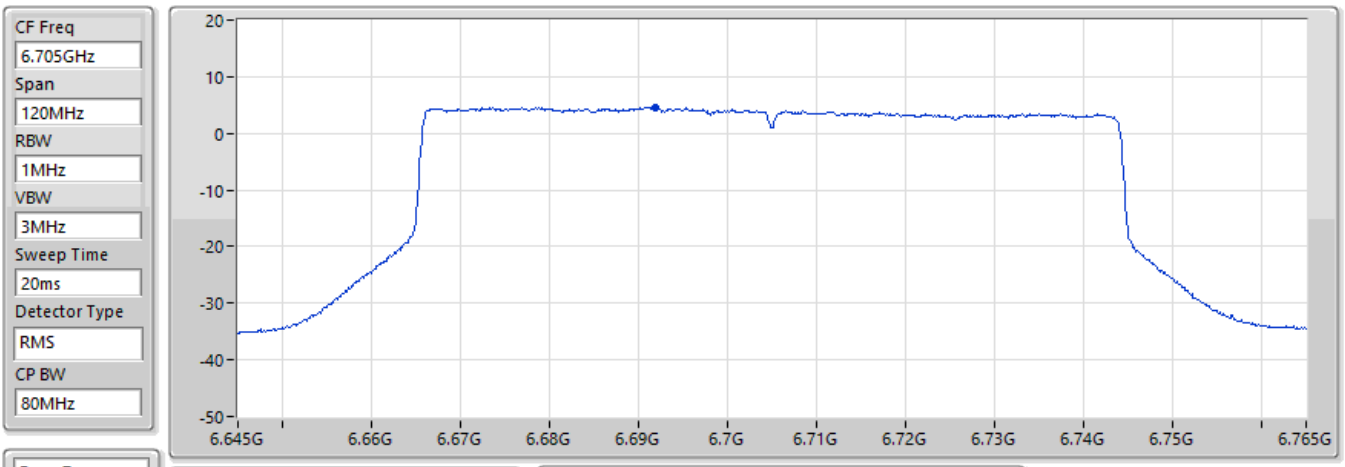

EIRP PSD (dBm)
4.65

EIRP=Pr+Lp [Lp Free Space Path Loss]
Pr=Pmeas-Gr+Lc-Gamp

Pmeas	Gr (dBi)	Lc (dB)	Gamp (dB)	Lp (dB)
-15.47	11.50	8.25	35.18	58.55

EIRP PSD;Band:6.7G;be80,BF;BWch:80MHz;Nss:1,(M0);Nant:2;Ch:6785MHz;TX

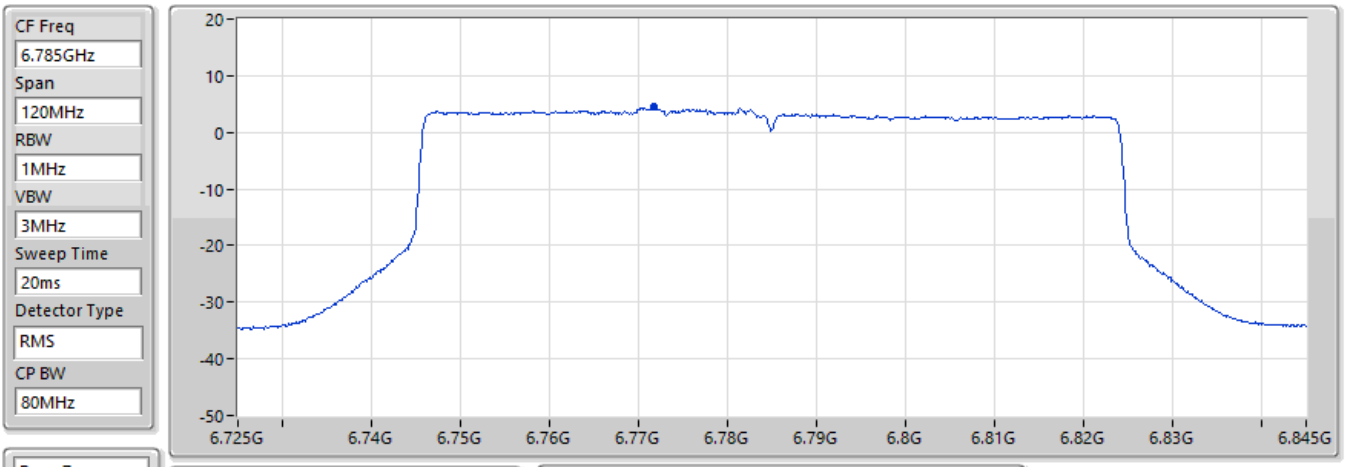

EIRP PSD (dBm)
4.45

EIRP=Pr+Lp [Lp Free Space Path Loss]
Pr=Pmeas-Gr+Lc-Gamp

Pmeas	Gr (dBi)	Lc (dB)	Gamp (dB)	Lp (dB)
-15.87	11.36	8.30	35.28	58.66

EIRP PSD;Band:6.7G;be80,BF;BWch:80MHz;Nss:1,(M0);Nant:2;Ch:6865MHz;TX

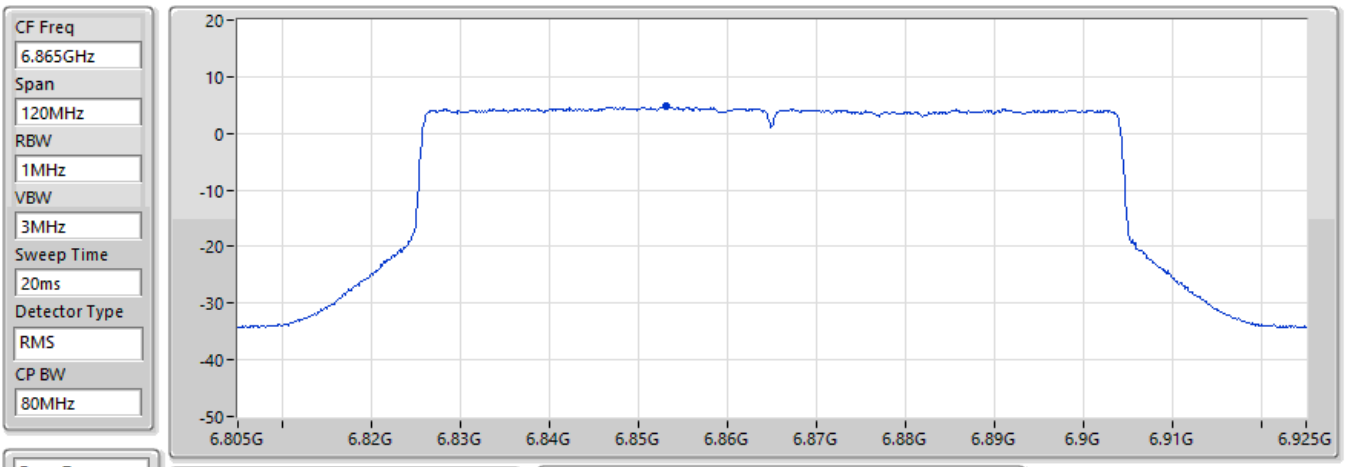

EIRP PSD (dBm)
4.8

EIRP=Pr+Lp [Lp Free Space Path Loss]
Pr=Pmeas-Gr+Lc-Gamp

Pmeas	Gr (dBi)	Lc (dB)	Gamp (dB)	Lp (dB)
-15.52	11.40	8.34	35.38	58.76

EIRP PSD;Band:7.0G;be80,BF;BWch:80MHz;Nss:1,(M0);Nant:2;Ch:6945MHz;TX

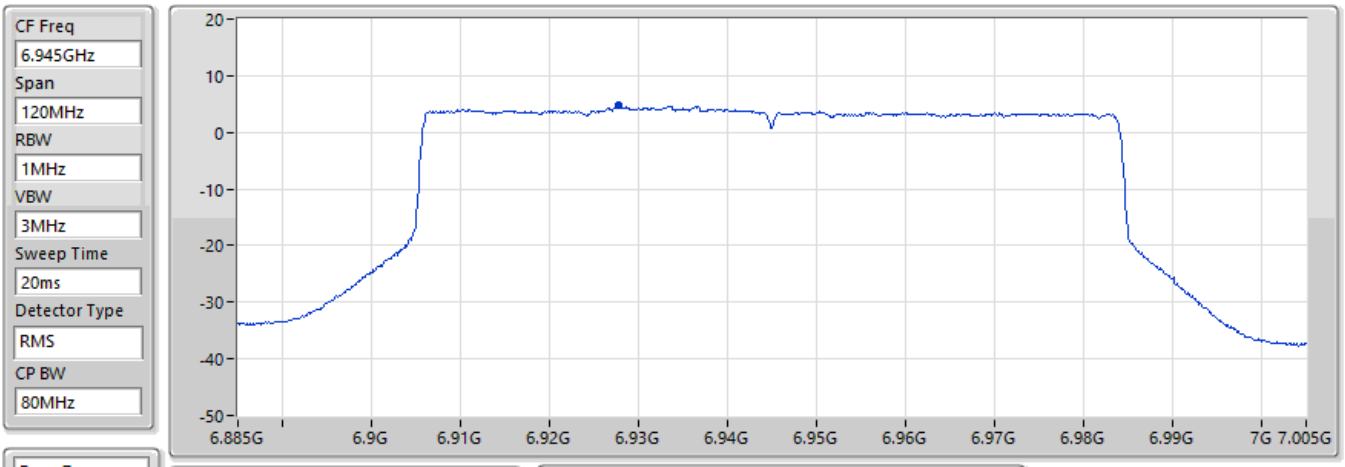

EIRP PSD (dBm)
4.69

EIRP=Pr+Lp [Lp Free Space Path Loss]
Pr=Pmeas-Gr+Lc-Gamp

Pmeas	Gr (dBi)	Lc (dB)	Gamp (dB)	Lp (dB)
-15.66	11.40	8.37	35.47	58.85

EIRP PSD;Band:7.0G;be80,BF;BWch:80MHz;Nss:1,(M0);Nant:2;Ch:7025MHz;TX

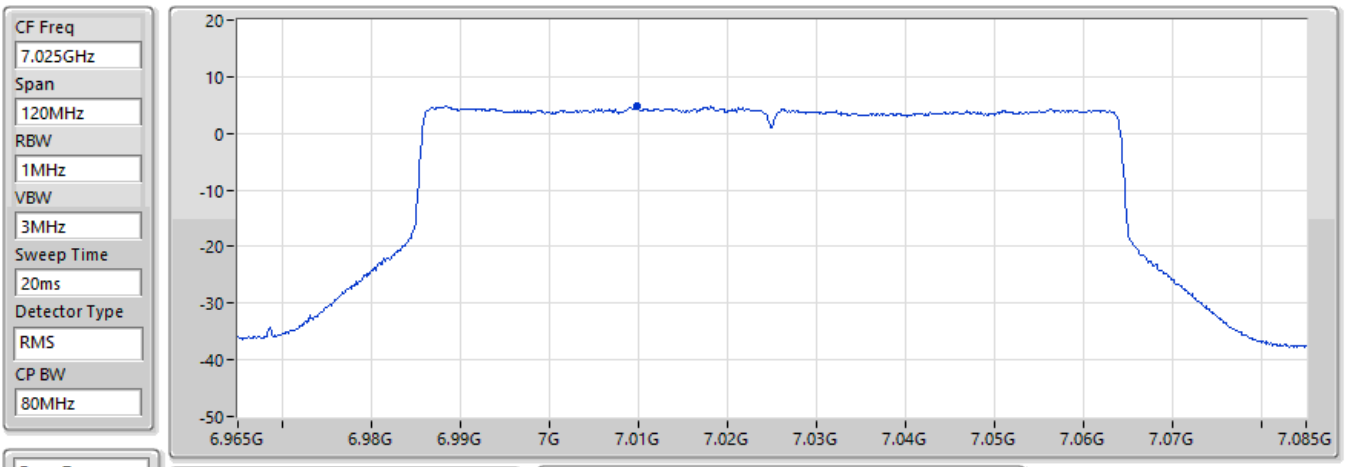

EIRP PSD (dBm)
4.93

EIRP=Pr+Lp [Lp Free Space Path Loss]
Pr=Pmeas-Gr+Lc-Gamp

Pmeas	Gr (dBi)	Lc (dB)	Gamp (dB)	Lp (dB)
-15.36	11.52	8.40	35.55	58.96

EIRP PSD;Band:6.2G;be160,BF;BWch:160MHz;Nss:1,(M0);Nant:2;Ch:6025MHz;TX

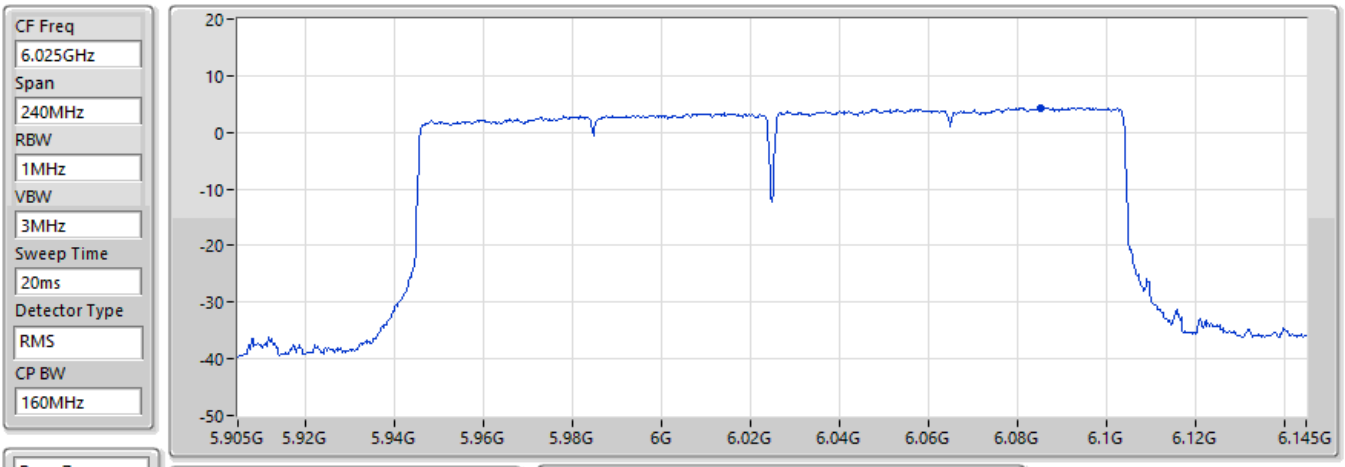

EIRP PSD (dBm)
4.37

EIRP=Pr+Lp [Lp Free Space Path Loss]
Pr=Pmeas-Gr+Lc-Gamp

Pmeas	Gr (dBi)	Lc (dB)	Gamp (dB)	Lp (dB)
-14.98	11.06	7.79	35.11	57.73

EIRP PSD;Band:6.2G;be160,BF;BWch:160MHz;Nss:1,(M0);Nant:2;Ch:6185MHz;TX

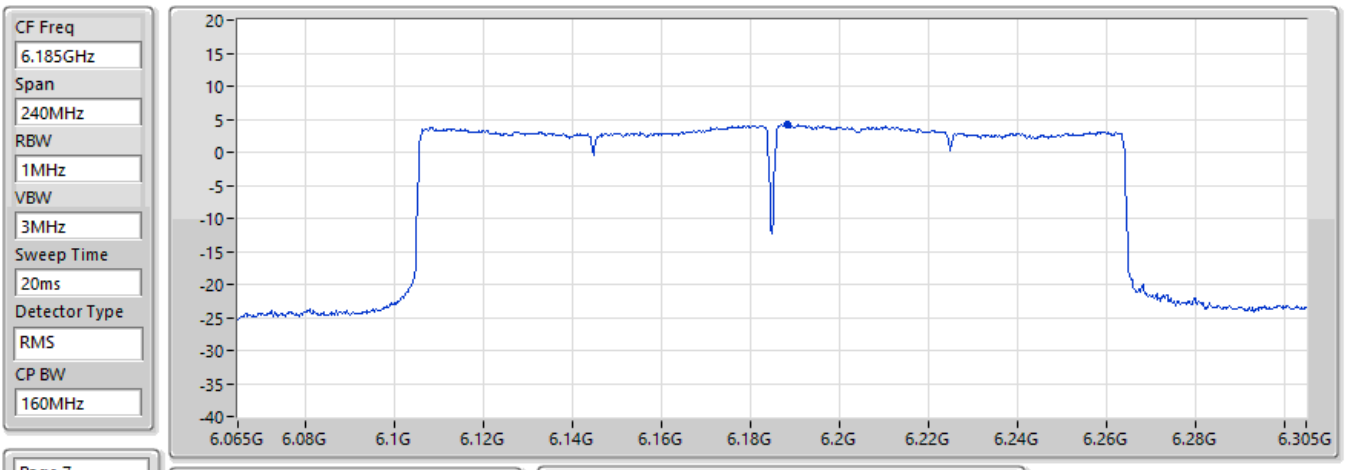

EIRP PSD (dBm)
4.23

EIRP=Pr+Lp [Lp Free Space Path Loss]
Pr=Pmeas-Gr+Lc-Gamp

Pmeas	Gr (dBi)	Lc (dB)	Gamp (dB)	Lp (dB)
-15.38	11.10	7.91	35.07	57.87

EIRP PSD;Band:6.2G;be160,BF;BWch:160MHz;Nss:1,(M0);Nant:2;Ch:6345MHz;TX

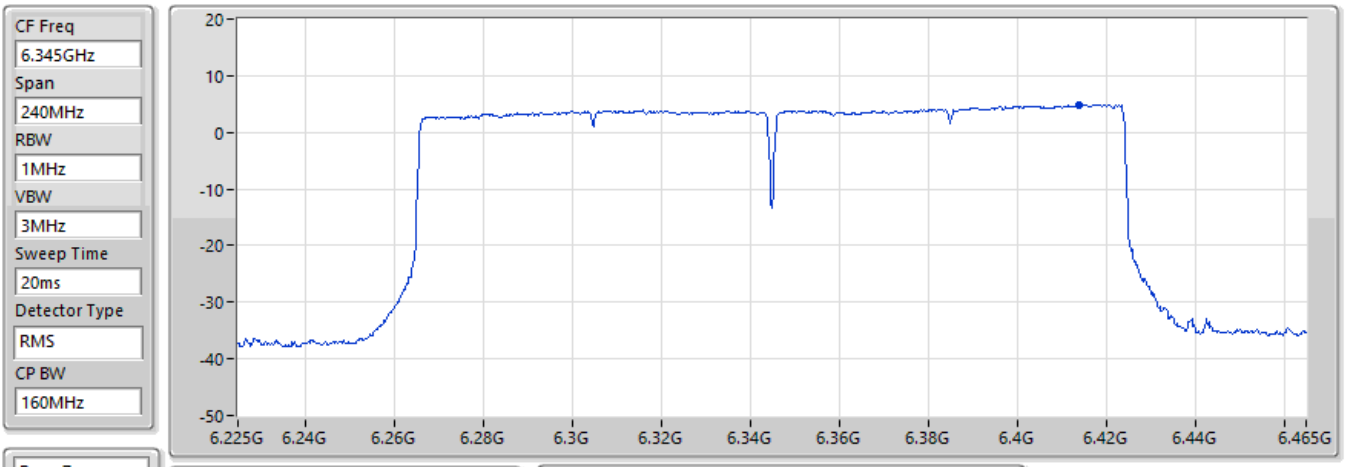

EIRP PSD (dBm)
4.93

EIRP=Pr+Lp [Lp Free Space Path Loss]
Pr=Pmeas-Gr+Lc-Gamp

Pmeas	Gr (dBi)	Lc (dB)	Gamp (dB)	Lp (dB)
-14.62	11.73	8.07	34.98	58.19

EIRP PSD;Band:6.4G;be160,BF;BWch:160MHz;Nss:1,(M0);Nant:2;Ch:6505MHz;TX

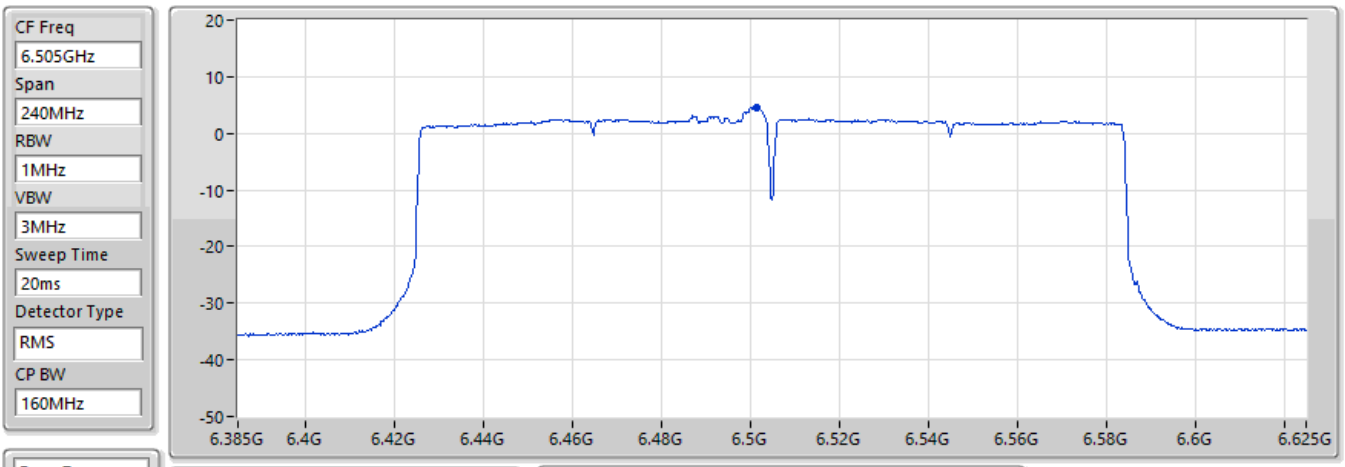

EIRP PSD (dBm)
4.56

EIRP=Pr+Lp [Lp Free Space Path Loss]
Pr=Pmeas-Gr+Lc-Gamp

Pmeas	Gr (dBi)	Lc (dB)	Gamp (dB)	Lp (dB)
-16.12	12.50	7.93	33.05	58.30

EIRP PSD;Band:6.7G;be160,BF;BWch:160MHz;Nss:1,(M0);Nant:2;Ch:6665MHz;TX

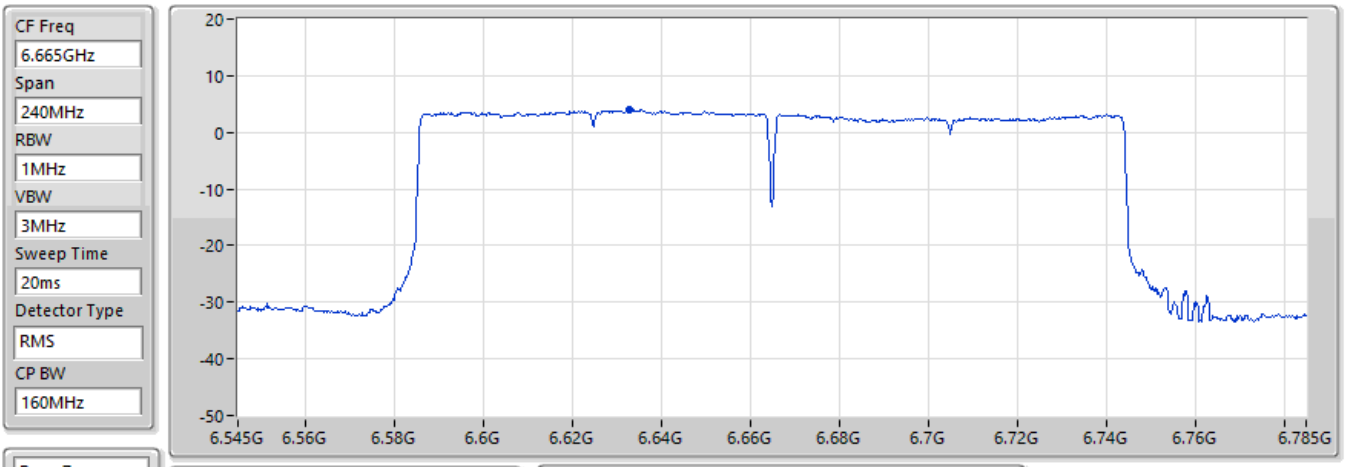

Page 7

EIRP PSD (dBm)
4

EIRP=Pr+Lp [Lp Free Space Path Loss]
Pr=Pmeas-Gr+Lc-Gamp

Pmeas	Gr (dBi)	Lc (dB)	Gamp (dB)	Lp (dB)
-16.05	11.53	8.21	35.11	58.48

EIRP PSD;Band:6.7G;be160,BF;BWch:160MHz;Nss:1,(M0);Nant:2;Ch:6825MHz;TX

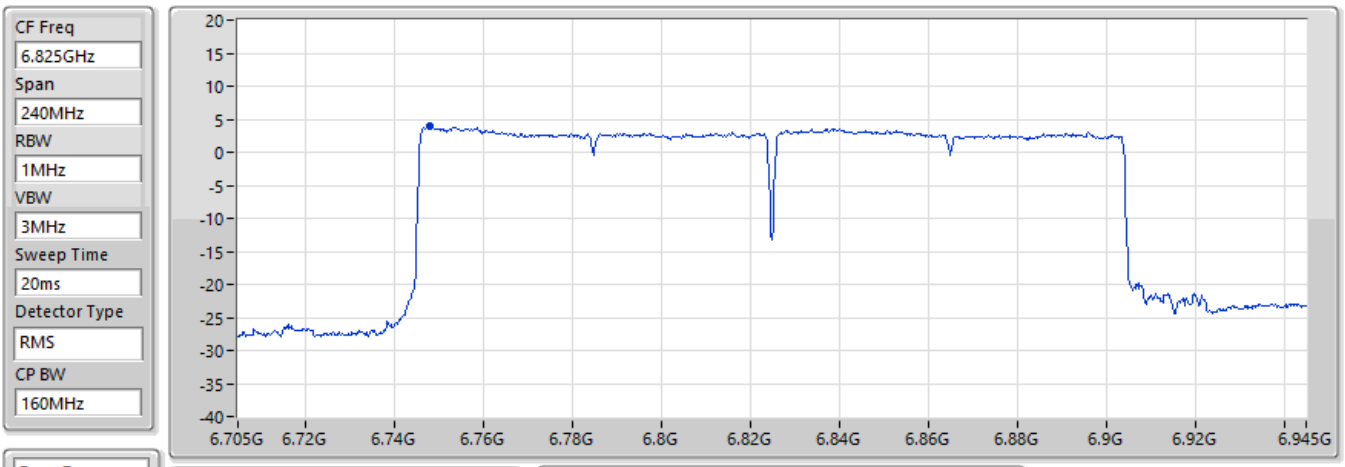

Page 7

EIRP PSD (dBm)
3.94

EIRP=Pr+Lp [Lp Free Space Path Loss]
Pr=Pmeas-Gr+Lc-Gamp

Pmeas	Gr (dBi)	Lc (dB)	Gamp (dB)	Lp (dB)
-16.33	11.40	8.29	35.25	58.63

EIRP PSD;Band:7.0G;be160,BF;BWch:160MHz;Nss:1,(M0);Nant:2;Ch:6985MHz;TX

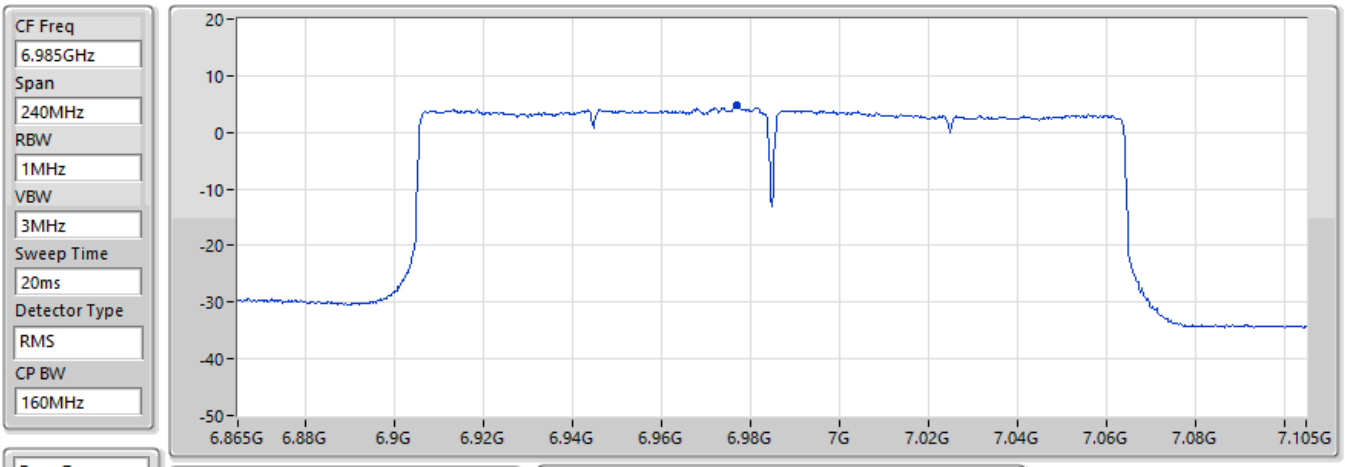

EIRP PSD (dBm)
4.84

EIRP=Pr+Lp [Lp Free Space Path Loss]
Pr=Pmeas-Gr+Lc-Gamp

Pmeas	Gr (dBi)	Lc (dB)	Gamp (dB)	Lp (dB)
-17.56	12.05	8.54	33.01	58.92

EIRP PSD;Band:6.2G;be320,BF;BWch:320MHz;Nss:1,(M0);Nant:2;Ch:6105MHz;TX

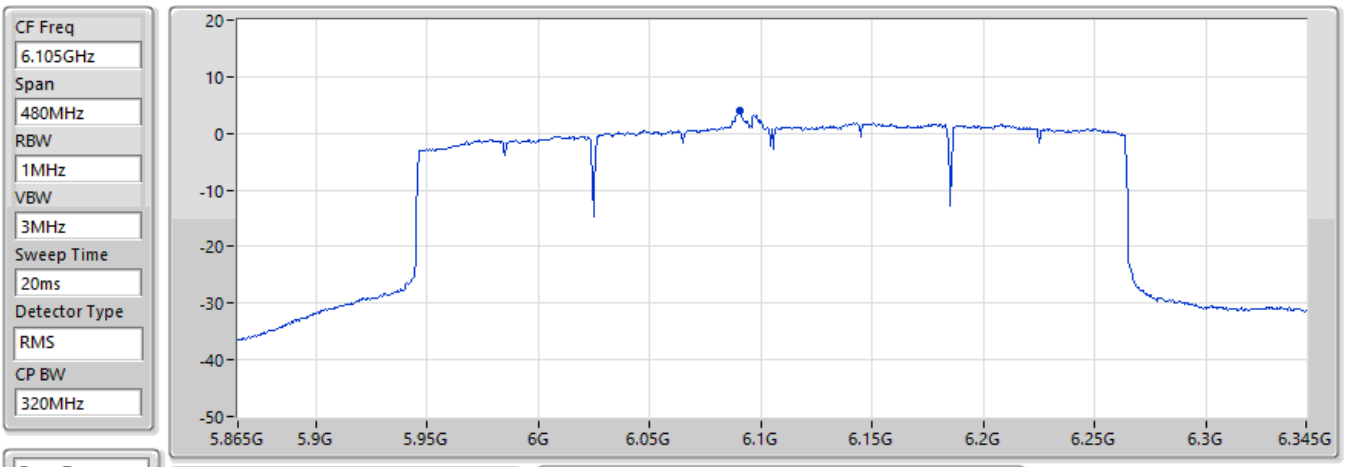

EIRP PSD (dBm)
3.98

EIRP=Pr+Lp [Lp Free Space Path Loss]
Pr=Pmeas-Gr+Lc-Gamp

Pmeas	Gr (dBi)	Lc (dB)	Gamp (dB)	Lp (dB)
-15.07	13.38	7.70	33.01	57.74

EIRP PSD;Band:6.2G;be320,BF;BWch:320MHz;Nss:1,(M0);Nant:2;Ch:6265MHz;TX

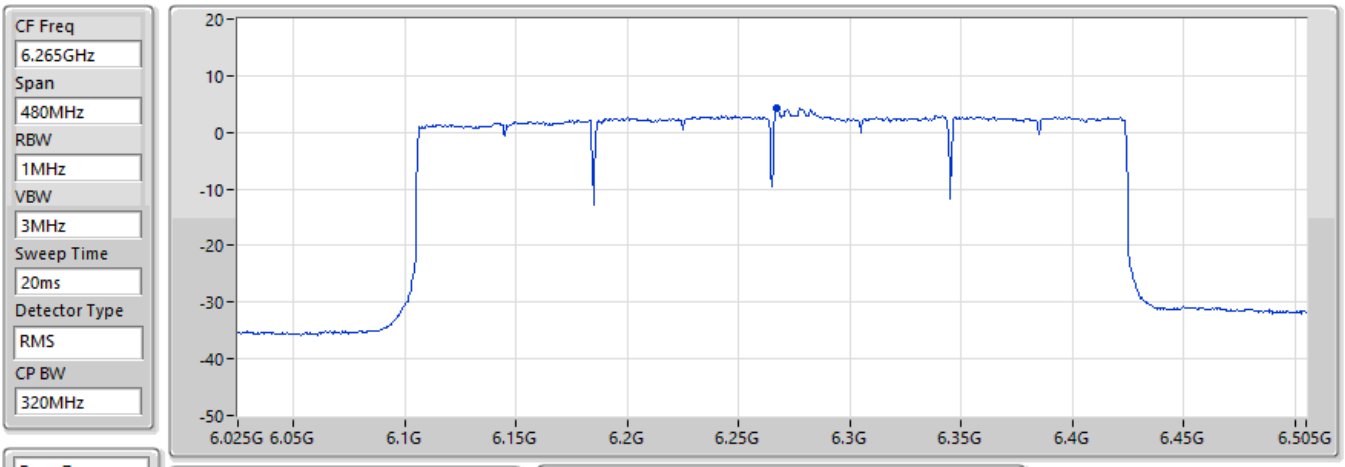

Page 7

EIRP PSD (dBm)
4.35

EIRP=Pr+Lp [Lp Free Space Path Loss]
Pr=Pmeas-Gr+Lc-Gamp

Pmeas	Gr (dBi)	Lc (dB)	Gamp (dB)	Lp (dB)
-15.28	13.13	7.81	33.03	57.98

EIRP PSD;Band:6.2G;be320,BF;BWch:320MHz;Nss:1,(M0);Nant:2;Ch:6425MHz;TX

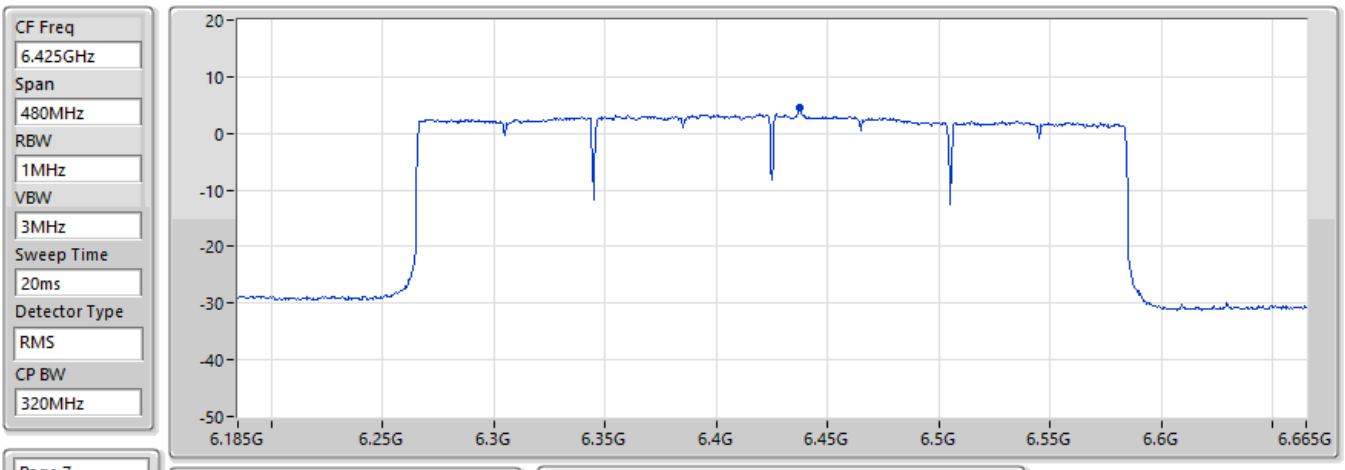

Page 7

EIRP PSD (dBm)
4.45

EIRP=Pr+Lp [Lp Free Space Path Loss]
Pr=Pmeas-Gr+Lc-Gamp

Pmeas	Gr (dBi)	Lc (dB)	Gamp (dB)	Lp (dB)
-16.05	12.65	7.97	33.04	58.22

EIRP PSD;Band:6.4G;be320,BF;BWch:320MHz;Nss:1,(M0);Nant:2;Ch:6585MHz;TX

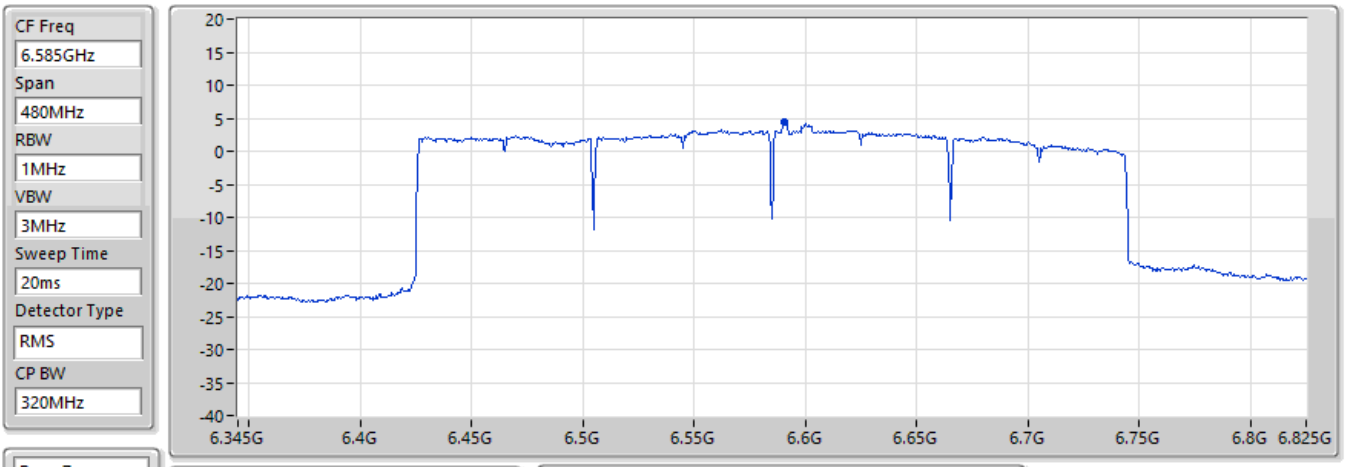

EIRP PSD (dBm)
4.45

EIRP=Pr+Lp [Lp Free Space Path Loss]
Pr=Pmeas-Gr+Lc-Gamp

Pmeas	Gr (dBi)	Lc (dB)	Gamp (dB)	Lp (dB)
-16.49	12.32	7.88	33.04	58.42

EIRP PSD;Band:6.7G;be320,BF;BWch:320MHz;Nss:1,(M0);Nant:2;Ch:6745MHz;TX

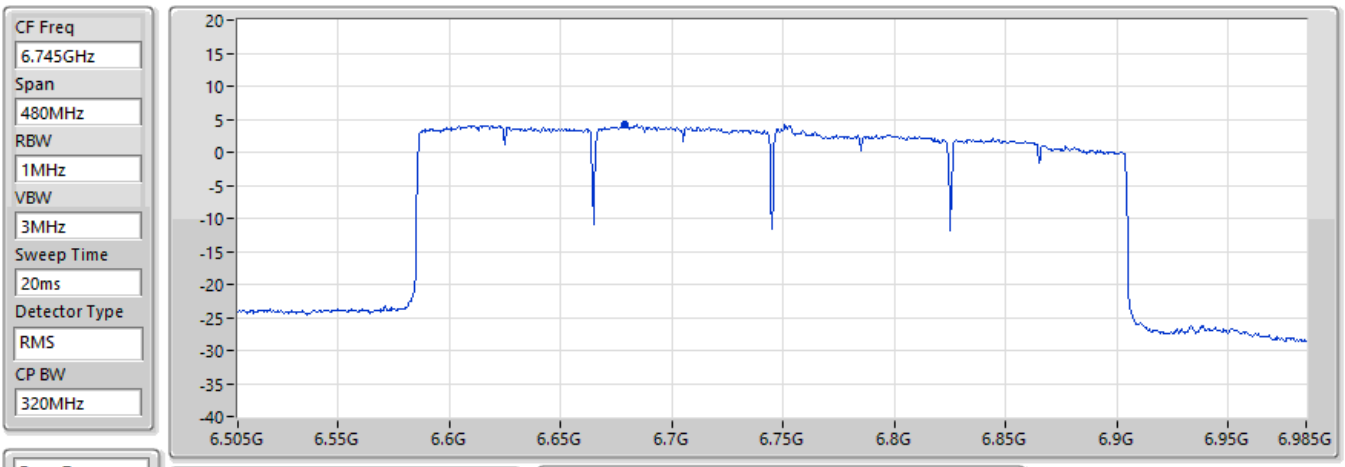

EIRP PSD (dBm)
4.12

EIRP=Pr+Lp [Lp Free Space Path Loss]
Pr=Pmeas-Gr+Lc-Gamp

Pmeas	Gr (dBi)	Lc (dB)	Gamp (dB)	Lp (dB)
-18.96	12.26	7.90	31.10	58.54

EIRP PSD;Band:6.7G;be320,BF;BWch:320MHz;Nss:1,(M0);Nant:2;Ch:6905MHz;TX

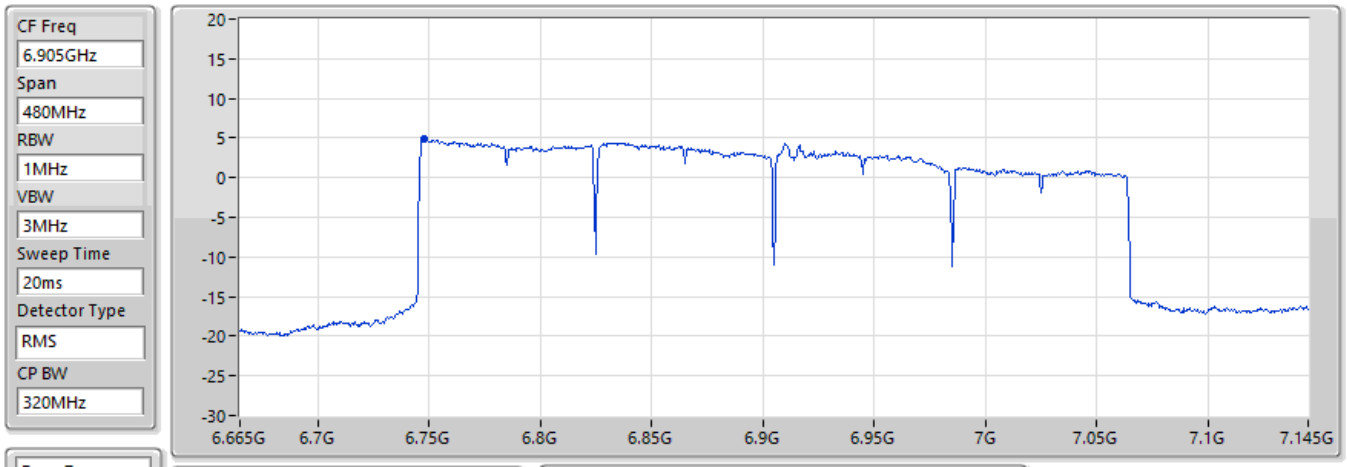

Page 7

EIRP PSD (dBm)
4.92

EIRP=Pr+Lp [Lp Free Space Path Loss]
Pr=Pmeas-Gr+Lc-Gamp

Pmeas	Gr (dBi)	Lc (dB)	Gamp (dB)	Lp (dB)
-15.35	11.40	8.29	35.25	58.63

Summary

Mode	Result	Type	Freq (Hz)	Level (dBuV/m)	Limit (dBuV/m)	Margin (dB)	Condition
Mode 4	Pass	QP	60.07M	38.74	40.00	-1.26	Vertical

Mode 4

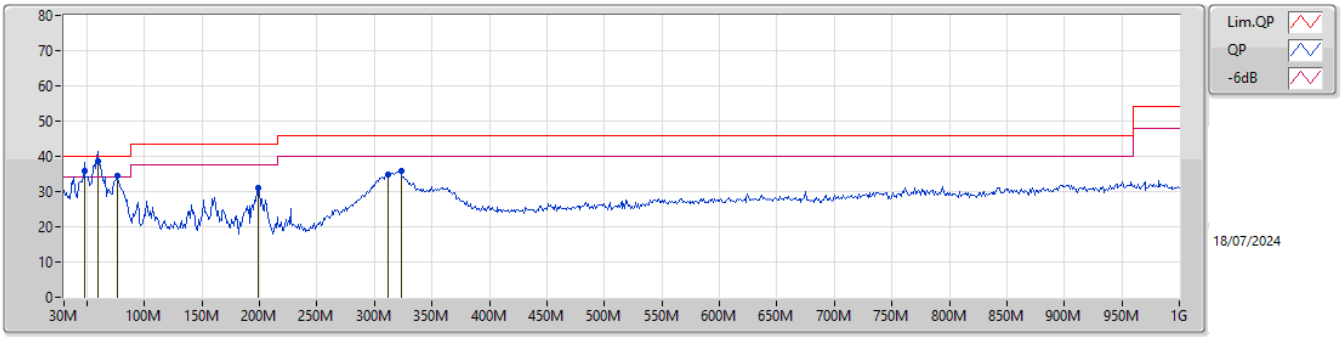

Type	Freq	Level	Limit	Margin	Factor	Dist	Condition	Azimuth	Height	Comment	Raw	AF	CL	PA
	(Hz)	(dBuV/m)	(dBuV/m)	(dB)	(dB/m)	(m)		(°)	(m)		(dBuV)	(dB/m)	(dB)	(dB)
QP	47.46M	35.77	40.00	-4.23	-15.04	3	Vertical	356	1.25	-	50.81	15.32	1.25	31.61
QP	60.07M	38.74	40.00	-1.26	-17.67	3	Vertical	0	2.00	"Worst"	56.41	12.61	1.39	31.67
PK	76.56M	34.63	40.00	-5.37	-17.30	3	Vertical	132	1.50	-	51.93	12.86	1.55	31.71
PK	198.78M	31.01	43.50	-12.49	-14.06	3	Vertical	176	1.00	-	45.07	15.22	2.49	31.77
PK	311.3M	34.74	46.00	-11.26	-9.20	3	Vertical	189	1.50	-	43.94	19.46	3.20	31.86
PK	322.94M	35.89	46.00	-10.11	-9.00	3	Vertical	175	1.00	-	44.89	19.61	3.27	31.88

Mode 4

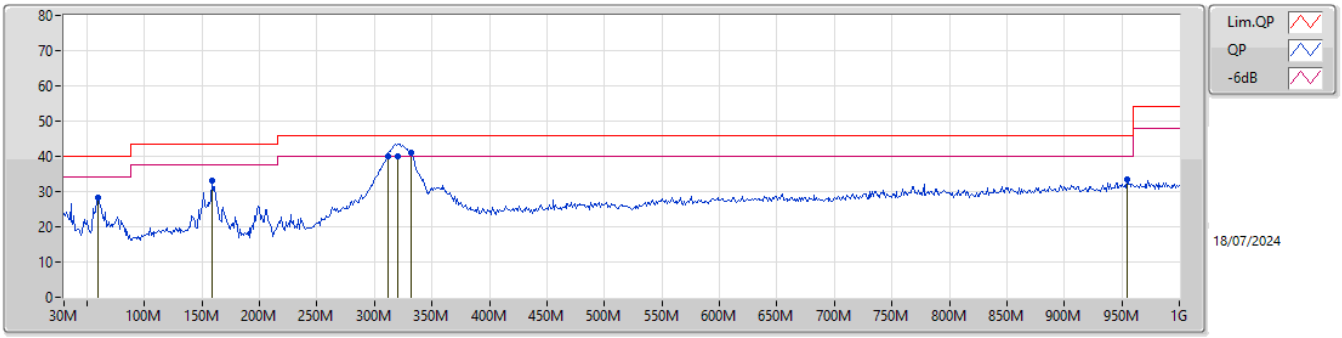

Type	Freq	Level	Limit	Margin	Factor	Dist	Condition	Azimuth	Height	Comment	Raw	AF	CL	PA
	(Hz)	(dBuV/m)	(dBuV/m)	(dB)	(dB/m)	(m)		(°)	(m)		(dBuV)	(dB/m)	(dB)	(dB)
PK	60.07M	28.25	40.00	-11.75	-17.67	3	Horizontal	130	3.00	-	45.92	12.61	1.39	31.67
PK	159.01M	32.97	43.50	-10.53	-13.51	3	Horizontal	104	2.00	-	46.48	16.04	2.21	31.76
PK	311.3M	40.16	46.00	-5.84	-9.20	3	Horizontal	235	1.25	-	49.36	19.46	3.20	31.86
QP	320.03M	40.03	46.00	-5.97	-9.07	3	Horizontal	235	1.25	-	49.10	19.56	3.25	31.88
PK	331.67M	41.08	46.00	-4.92	-8.84	3	Horizontal	244	1.00	"Worst"	49.92	19.74	3.32	31.90
PK	954.41M	33.59	46.00	-12.41	0.37	3	Horizontal	162	1.50	-	33.22	26.68	6.00	32.31

Summary

Mode	Result	Type	Freq (Hz)	Level (dBuV/m)	Limit (dBuV/m)	Margin (dB)	Dist (m)	Condition	Azimuth (°)	Height (m)	Comments
6.875-7.125GHz	-	-	-	-	-	-	-	-	-	-	-
802.11be EHT20-BF_Nss1,(MCS0)_2TX	Pass	RMS	7.1255G	67.19	68.20	-1.01	3	Vertical	336	2.30	BP 1MHz

5.925-6.425GHz_802.11be EHT20-BF_Nss1,(MCS0)_2TX

5955MHz_TX

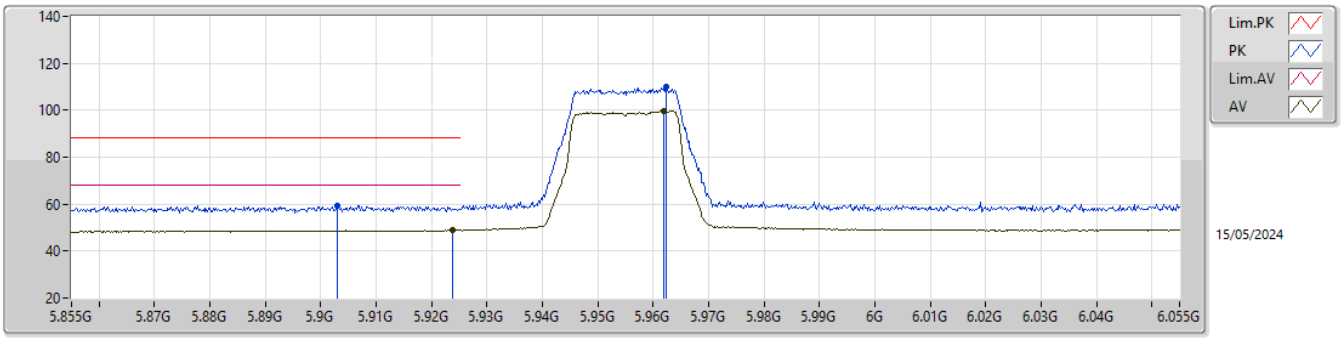

EUT Z_2TX
setting 13
01-P-R-7-10

Type	Freq	Level	Limit	Margin	Raw	Dist	Condition	Azimuth	Height	Comment	AF	CL	PA
	(Hz)	(dBuV/m)	(dBuV/m)	(dB)	(dBuV)	(m)		(°)	(m)		(dB)	(dB)	(dB)
PK	5.903G	59.55	88.20	-28.65	52.49	3	Vertical	40	1.01	-	32.40	7.63	32.97
RMS	5.9238G	48.95	68.20	-19.25	41.88	3	Vertical	40	1.01	-	32.40	7.64	32.97
PK	5.9624G	109.84	Inf	-Inf	102.75	3	Vertical	40	1.01	-	32.42	7.66	32.99
RMS	5.962G	99.63	Inf	-Inf	92.54	3	Vertical	40	1.01	-	32.42	7.66	32.99

5.925-6.425GHz_802.11be EHT20-BF_Nss1,(MCS0)_2TX

5955MHz_TX

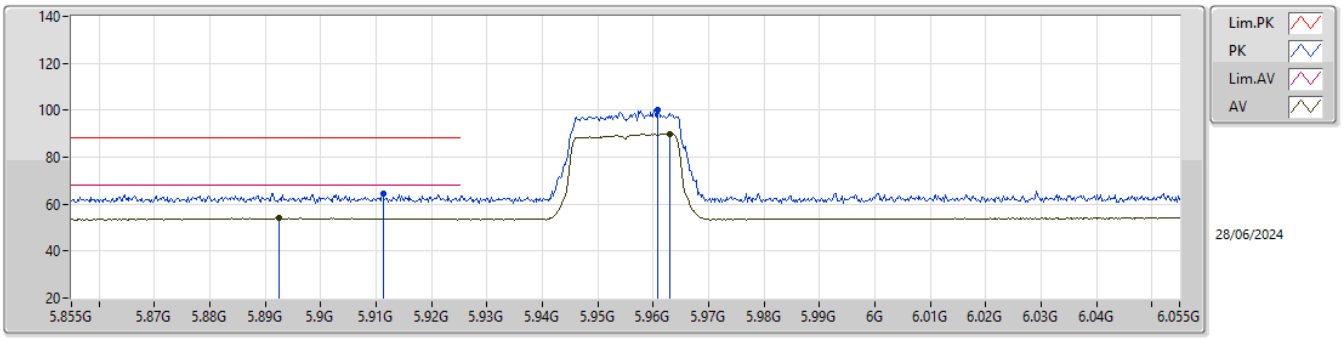

EUT Z_2TX
setting 13
02-H-P-5-10

Type	Freq	Level	Limit	Margin	Raw	Dist	Condition	Azimuth	Height	Comment	AF	CL	PA
	(Hz)	(dBuV/m)	(dBuV/m)	(dB)	(dBuV)	(m)		(°)	(m)		(dB)	(dB)	(dB)
PK	5.9112G	64.54	88.20	-23.66	52.51	3	Horizontal	106	1.05	-	34.20	8.98	31.15
RMS	5.8924G	53.98	68.20	-14.22	41.96	3	Horizontal	106	1.05	-	34.17	8.99	31.14
PK	5.9608G	100.26	Inf	-Inf	88.25	3	Horizontal	106	1.05	-	34.22	8.96	31.17
RMS	5.963G	89.80	Inf	-Inf	77.78	3	Horizontal	106	1.05	-	34.23	8.96	31.17

5.925-6.425GHz_802.11be EHT20-BF_Nss1,(MCS0)_2TX

5955MHz_TX

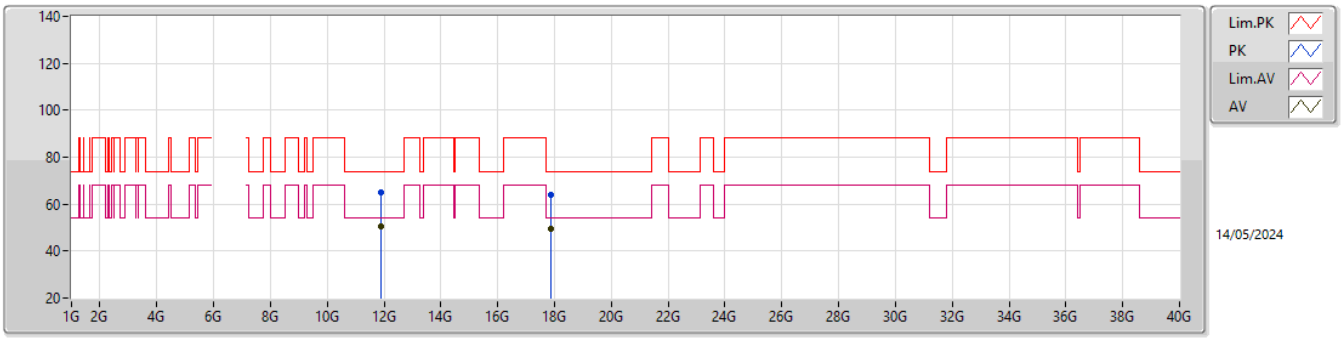

EUT Z_2TX
setting 28
03-S-S-5

Type	Freq	Level	Limit	Margin	Raw	Dist	Condition	Azimuth	Height	Comment	AF	CL	PA
	(Hz)	(dBuV/m)	(dBuV/m)	(dB)	(dBuV)	(m)		(°)	(m)		(dB)	(dB)	(dB)
PK	11.90832G	64.82	74.00	-9.18	57.10	3	Vertical	120	2.11	-	39.20	11.47	42.95
AV	11.9073G	50.76	54.00	-3.24	43.04	3	Vertical	120	2.11	-	39.20	11.47	42.95
PK	17.87326G	63.97	74.00	-10.03	46.89	3	Vertical	338	1.80	-	44.85	13.85	41.62
AV	17.87252G	49.36	54.00	-4.64	32.28	3	Vertical	338	1.80	-	44.85	13.85	41.62

5.925-6.425GHz_802.11be EHT20-BF_Nss1,(MCS0)_2TX

5955MHz_TX

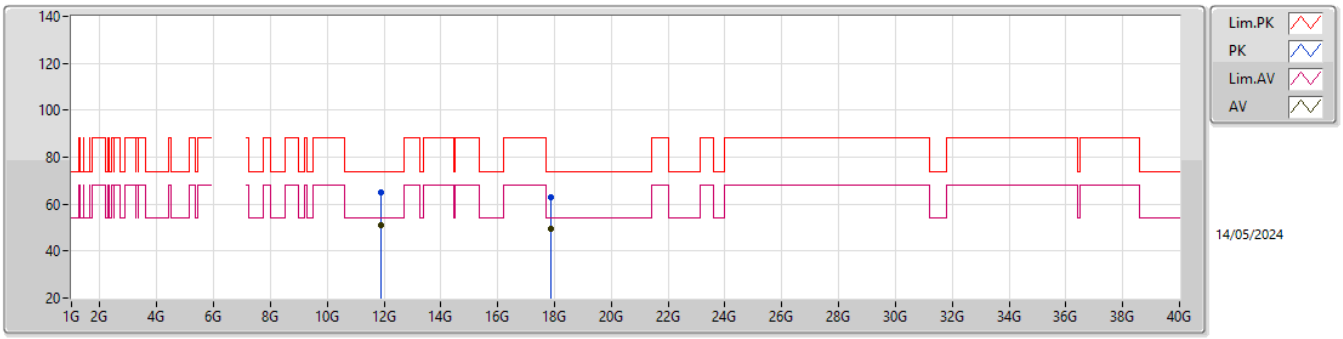

EUT Z_2TX
setting 28
03-S-S-5

Type	Freq	Level	Limit	Margin	Raw	Dist	Condition	Azimuth	Height	Comment	AF	CL	PA
	(Hz)	(dBuV/m)	(dBuV/m)	(dB)	(dBuV)	(m)		(°)	(m)		(dB)	(dB)	(dB)
PK	11.9074G	65.12	74.00	-8.88	57.40	3	Horizontal	89	2.20	-	39.20	11.47	42.95
AV	11.90748G	51.08	54.00	-2.92	43.36	3	Horizontal	89	2.20	-	39.20	11.47	42.95
PK	17.85756G	62.95	74.00	-11.05	45.88	3	Horizontal	288	3.00	-	44.88	13.84	41.65
AV	17.87368G	49.33	54.00	-4.67	32.25	3	Horizontal	288	3.00	-	44.85	13.85	41.62

5.925-6.425GHz_802.11be EHT20-BF_Nss1,(MCS0)_2TX

5955MHz_TX

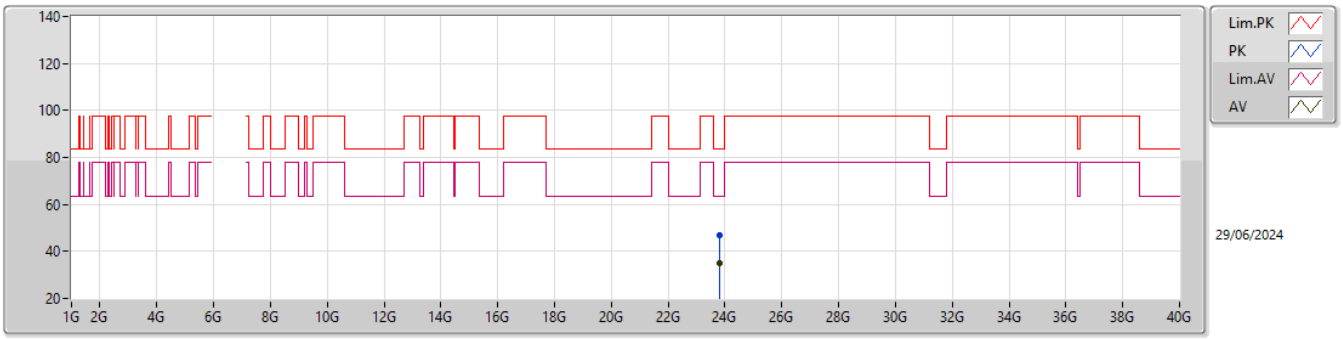

EUT Z_2TX
setting 13
02-H-G-4

Type	Freq	Level	Limit	Margin	Raw	Dist	Condition	Azimuth	Height	Comment	AF	CL	PA
	(Hz)	(dBuV/m)	(dBuV/m)	(dB)	(dBuV)	(m)		(°)	(m)		(dB)	(dB)	(dB)
PK	23.82969G	46.97	83.54	-36.57	37.88	1	Vertical	285	1.51	-	38.92	17.35	47.18
AV	23.81592G	34.76	63.54	-28.78	25.60	1	Vertical	285	1.51	-	39.00	17.34	47.18

5.925-6.425GHz_802.11be EHT20-BF_Nss1,(MCS0)_2TX

5955MHz_TX

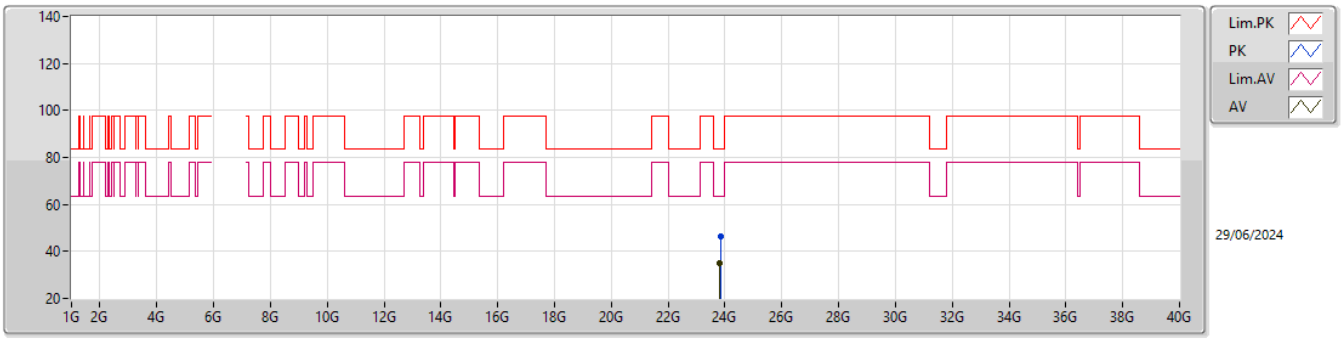

EUT Z_2TX
setting 13
02-H-G-4

Type	Freq	Level	Limit	Margin	Raw	Dist	Condition	Azimuth	Height	Comment	AF	CL	PA
	(Hz)	(dBuV/m)	(dBuV/m)	(dB)	(dBuV)	(m)		(°)	(m)		(dB)	(dB)	(dB)
PK	23.83464G	46.28	83.54	-37.26	37.21	1	Horizontal	275	2.92	-	38.89	17.35	47.17
AV	23.80965G	34.82	63.54	-28.72	25.63	1	Horizontal	275	2.92	-	39.04	17.34	47.19

5.925-6.425GHz_802.11be EHT20-BF_Nss1,(MCS0)_2TX

6175MHz_TX

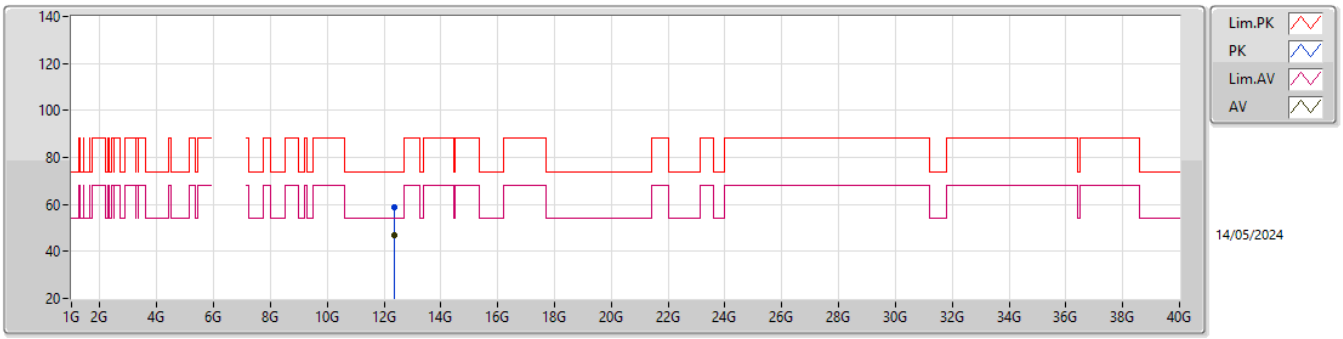

EUT Z_2TX
setting 14
02-H-G-4

Type	Freq	Level	Limit	Margin	Raw	Dist	Condition	Azimuth	Height	Comment	AF	CL	PA
	(Hz)	(dBuV/m)	(dBuV/m)	(dB)	(dBuV)	(m)		(°)	(m)		(dB)	(dB)	(dB)
PK	12.34884G	58.54	74.00	-15.46	38.95	3	Vertical	246	1.83	-	38.80	12.08	31.29
AV	12.35042G	46.95	54.00	-7.05	27.36	3	Vertical	246	1.83	-	38.80	12.08	31.29

5.925-6.425GHz_802.11be EHT20-BF_Nss1,(MCS0)_2TX

6175MHz_TX

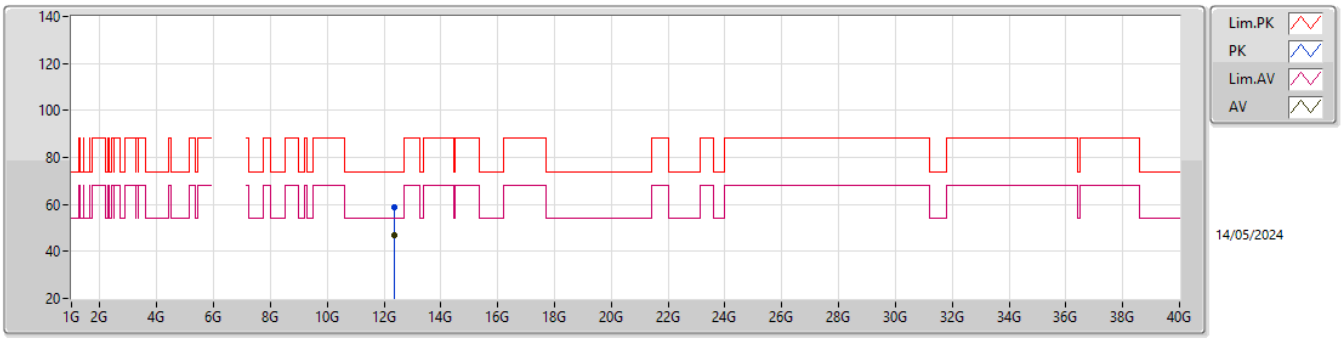

EUT Z_2TX
setting 14
02-H-G-4

Type	Freq	Level	Limit	Margin	Raw	Dist	Condition	Azimuth	Height	Comment	AF	CL	PA
	(Hz)	(dBuV/m)	(dBuV/m)	(dB)	(dBuV)	(m)		(°)	(m)		(dB)	(dB)	(dB)
PK	12.35477G	58.83	74.00	-15.17	39.24	3	Horizontal	31	2.18	-	38.80	12.08	31.29
AV	12.35062G	46.87	54.00	-7.13	27.28	3	Horizontal	31	2.18	-	38.80	12.08	31.29

5.925-6.425GHz_802.11be EHT20-BF_Nss1,(MCS0)_2TX

6175MHz_TX

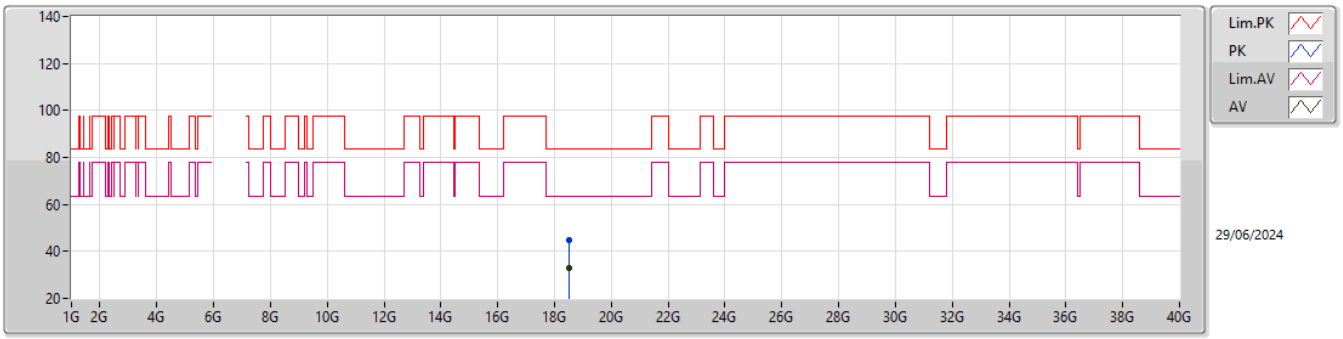

EUT Z_2TX
setting 14
02-H-G-4

Type	Freq	Level	Limit	Margin	Raw	Dist	Condition	Azimuth	Height	Comment	AF	CL	PA
	(Hz)	(dBuV/m)	(dBuV/m)	(dB)	(dBuV)	(m)		(°)	(m)		(dB)	(dB)	(dB)
PK	18.52967G	44.96	83.54	-38.58	41.57	1	Vertical	170	1.91	-	37.78	15.27	49.66
AV	18.52674G	32.94	63.54	-30.60	29.54	1	Vertical	170	1.91	-	37.79	15.27	49.66

5.925-6.425GHz_802.11be EHT20-BF_Nss1,(MCS0)_2TX

6175MHz_TX

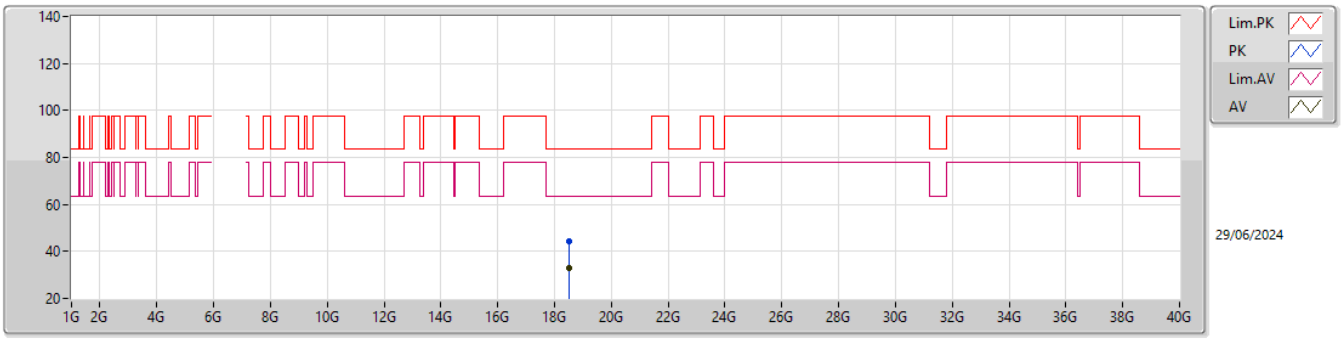

EUT Z_2TX
setting 14
02-H-G-4

Type	Freq	Level	Limit	Margin	Raw	Dist	Condition	Azimuth	Height	Comment	AF	CL	PA
	(Hz)	(dBuV/m)	(dBuV/m)	(dB)	(dBuV)	(m)		(°)	(m)		(dB)	(dB)	(dB)
PK	18.52792G	44.39	83.54	-39.15	40.99	1	Horizontal	311	2.33	-	37.79	15.27	49.66
AV	18.5242G	32.98	63.54	-30.56	29.57	1	Horizontal	311	2.33	-	37.80	15.27	49.66

5.925-6.425GHz_802.11be EHT20-BF_Nss1,(MCS0)_2TX

6415MHz_TX

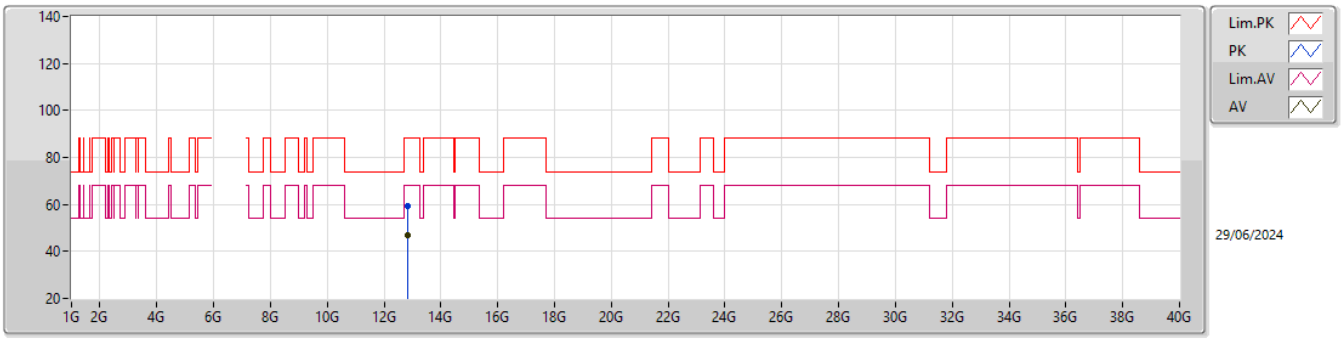

EUT Z_2TX
setting 13
02-H-G-4

Type	Freq	Level	Limit	Margin	Raw	Dist	Condition	Azimuth	Height	Comment	AF	CL	PA
	(Hz)	(dBuV/m)	(dBuV/m)	(dB)	(dBuV)	(m)		(°)	(m)		(dB)	(dB)	(dB)
PK	12.82985G	59.22	88.20	-28.98	39.67	3	Vertical	243	1.70	-	38.96	12.17	31.58
RMS	12.83492G	46.97	68.20	-21.23	27.41	3	Vertical	243	1.70	-	38.97	12.17	31.58

5.925-6.425GHz_802.11be EHT20-BF_Nss1,(MCS0)_2TX

6415MHz_TX

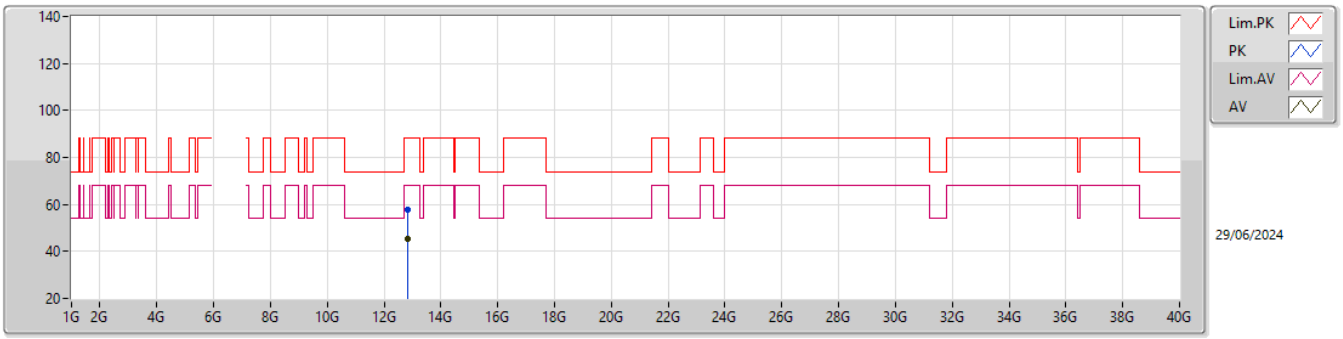

EUT Z_2TX
setting 13
02-H-G-4

Type	Freq	Level	Limit	Margin	Raw	Dist	Condition	Azimuth	Height	Comment	AF	CL	PA
	(Hz)	(dBuV/m)	(dBuV/m)	(dB)	(dBuV)	(m)		(°)	(m)		(dB)	(dB)	(dB)
PK	12.83487G	57.51	88.20	-30.69	39.50	3	Horizontal	149	2.55	-	39.37	11.19	32.55
RMS	12.83385G	45.42	68.20	-22.78	27.41	3	Horizontal	149	2.55	-	39.37	11.19	32.55

5.925-6.425GHz_802.11be EHT20-BF_Nss1,(MCS0)_2TX

6415MHz_TX

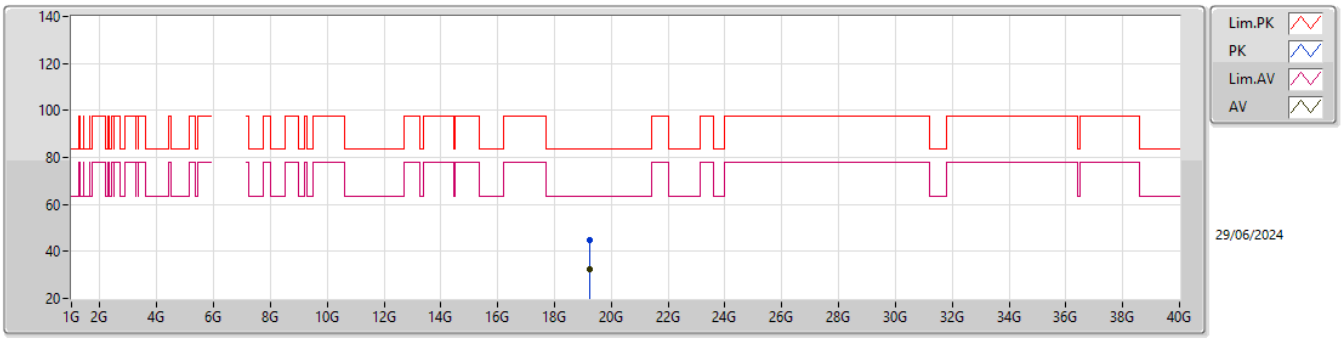

EUT Z_2TX
setting 13
02-H-G-4

Type	Freq	Level	Limit	Margin	Raw	Dist	Condition	Azimuth	Height	Comment	AF	CL	PA
	(Hz)	(dBuV/m)	(dBuV/m)	(dB)	(dBuV)	(m)		(°)	(m)		(dB)	(dB)	(dB)
PK	19.24961G	44.85	83.54	-38.69	41.22	1	Vertical	261	1.75	-	37.90	15.24	49.51
AV	19.24692G	32.34	63.54	-31.20	28.70	1	Vertical	261	1.75	-	37.91	15.24	49.51

5.925-6.425GHz_802.11be EHT20-BF_Nss1,(MCS0)_2TX

6415MHz_TX

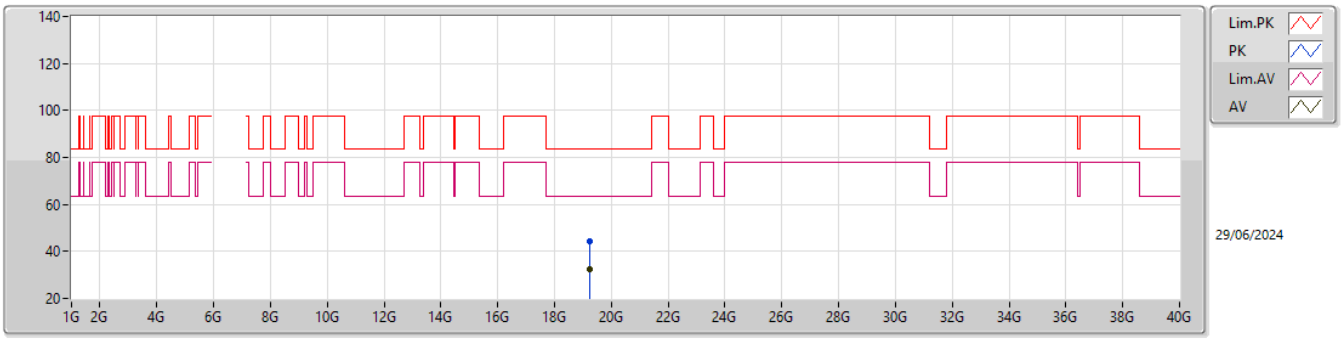

EUT Z_2TX
setting 13
02-H-G-4

Type	Freq	Level	Limit	Margin	Raw	Dist	Condition	Azimuth	Height	Comment	AF	CL	PA
	(Hz)	(dBuV/m)	(dBuV/m)	(dB)	(dBuV)	(m)		(°)	(m)		(dB)	(dB)	(dB)
PK	19.24822G	44.26	83.54	-39.28	40.63	1	Horizontal	288	1.00	-	37.90	15.24	49.51
AV	19.24041G	32.33	63.54	-31.21	28.67	1	Horizontal	288	1.00	-	37.92	15.24	49.50

6.425-6.525GHz_802.11be EHT20-BF_Nss1,(MCS0)_2TX

6435MHz_TX

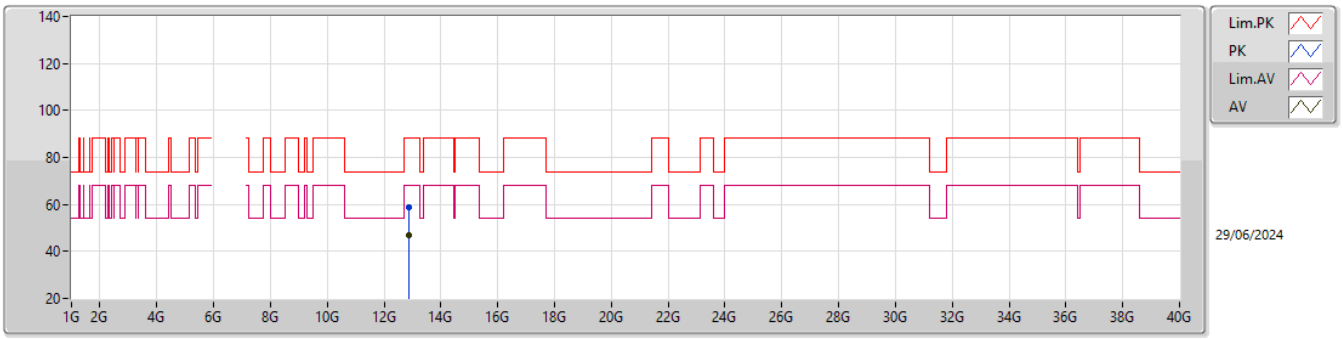

EUT Z_2TX
setting 14
02-H-G-4

Type	Freq	Level	Limit	Margin	Raw	Dist	Condition	Azimuth	Height	Comment	AF	CL	PA
	(Hz)	(dBuV/m)	(dBuV/m)	(dB)	(dBuV)	(m)		(°)	(m)		(dB)	(dB)	(dB)
PK	12.86641G	58.82	88.20	-29.38	39.22	3	Vertical	353	2.86	-	39.03	12.18	31.61
RMS	12.86811G	46.73	68.20	-21.47	27.12	3	Vertical	353	2.86	-	39.04	12.18	31.61

6.425-6.525GHz_802.11be EHT20-BF_Nss1,(MCS0)_2TX

6435MHz_TX

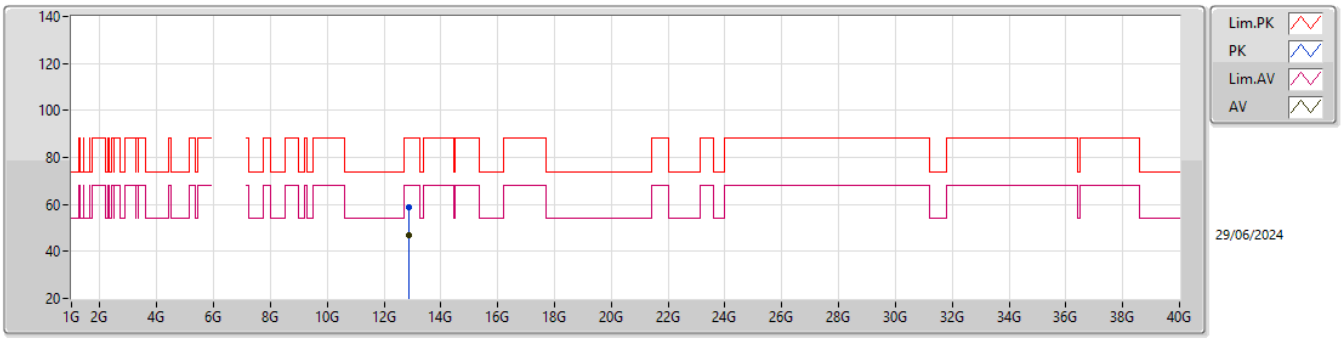

EUT Z_2TX
setting 14
02-H-G-4

Type	Freq	Level	Limit	Margin	Raw	Dist	Condition	Azimuth	Height	Comment	AF	CL	PA
	(Hz)	(dBuV/m)	(dBuV/m)	(dB)	(dBuV)	(m)		(°)	(m)		(dB)	(dB)	(dB)
PK	12.86777G	58.83	88.20	-29.37	39.22	3	Horizontal	138	2.12	-	39.04	12.18	31.61
RMS	12.86997G	46.73	68.20	-21.47	27.12	3	Horizontal	138	2.12	-	39.04	12.18	31.61

6.425-6.525GHz_802.11be EHT20-BF_Nss1,(MCS0)_2TX

6435MHz_TX

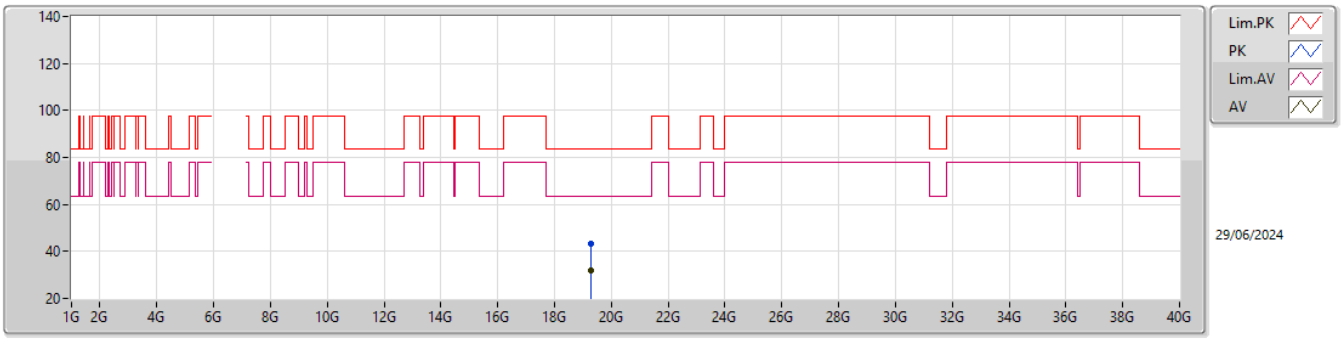

EUT Z_2TX
setting 14
02-H-G-4

Type	Freq	Level	Limit	Margin	Raw	Dist	Condition	Azimuth	Height	Comment	AF	CL	PA
	(Hz)	(dBuV/m)	(dBuV/m)	(dB)	(dBuV)	(m)		(°)	(m)		(dB)	(dB)	(dB)
PK	19.30024G	43.27	83.54	-40.27	39.58	1	Vertical	341	2.00	-	38.00	15.23	49.54
AV	19.30038G	32.13	63.54	-31.41	28.44	1	Vertical	341	2.00	-	38.00	15.23	49.54

6.425-6.525GHz_802.11be EHT20-BF_Nss1,(MCS0)_2TX

6435MHz_TX

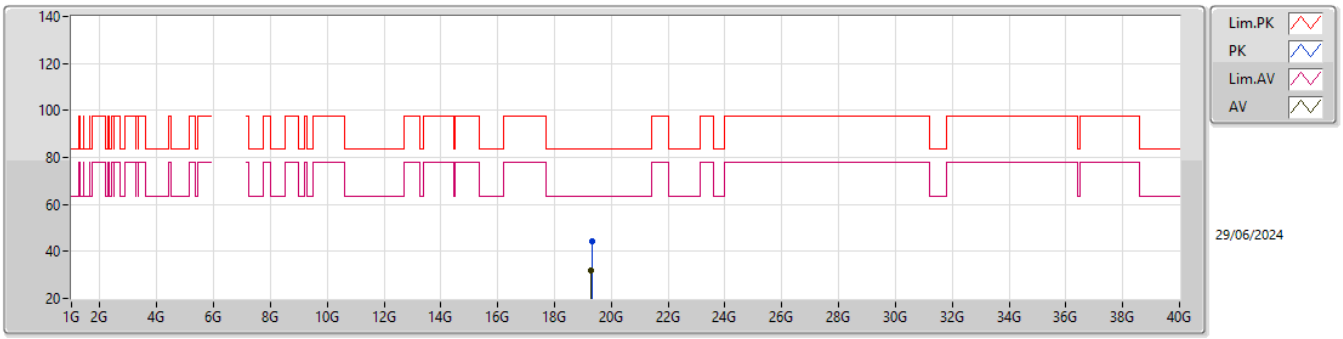

EUT Z_2TX
setting 14
02-H-G-4

Type	Freq	Level	Limit	Margin	Raw	Dist	Condition	Azimuth	Height	Comment	AF	CL	PA
	(Hz)	(dBuV/m)	(dBuV/m)	(dB)	(dBuV)	(m)		(°)	(m)		(dB)	(dB)	(dB)
PK	19.30646G	44.08	83.54	-39.46	40.43	1	Horizontal	45	1.10	-	37.97	15.23	49.55
AV	19.3021G	32.12	63.54	-31.42	28.45	1	Horizontal	45	1.10	-	37.99	15.23	49.55

6.425-6.525GHz_802.11be EHT20-BF_Nss1,(MCS0)_2TX

6475MHz_TX

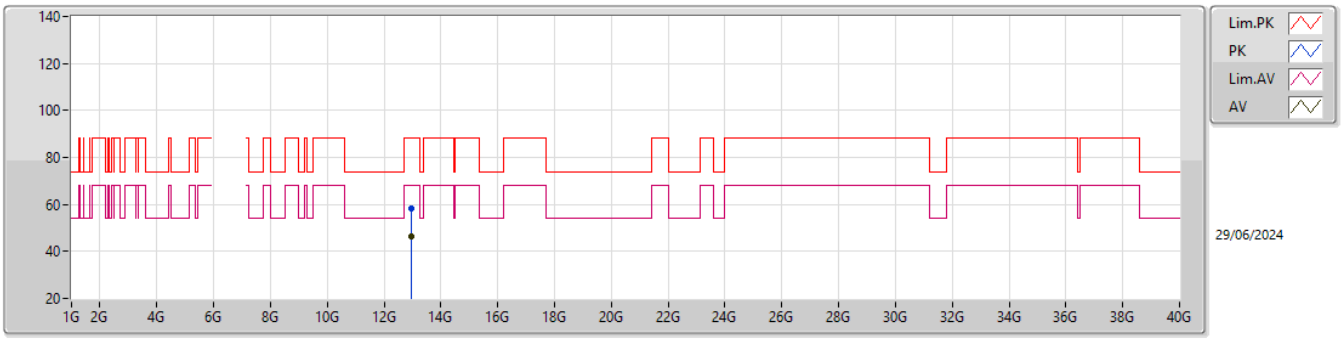

EUT Z_2TX
setting 12
02-H-G-4

Type	Freq	Level	Limit	Margin	Raw	Dist	Condition	Azimuth	Height	Comment	AF	CL	PA
	(Hz)	(dBuV/m)	(dBuV/m)	(dB)	(dBuV)	(m)		(°)	(m)		(dB)	(dB)	(dB)
PK	12.9458G	58.04	88.20	-30.16	38.24	3	Vertical	291	2.99	-	39.28	12.19	31.67
RMS	12.95133G	46.14	68.20	-22.06	26.32	3	Vertical	291	2.99	-	39.30	12.20	31.68

6.425-6.525GHz_802.11be EHT20-BF_Nss1,(MCS0)_2TX

6475MHz_TX

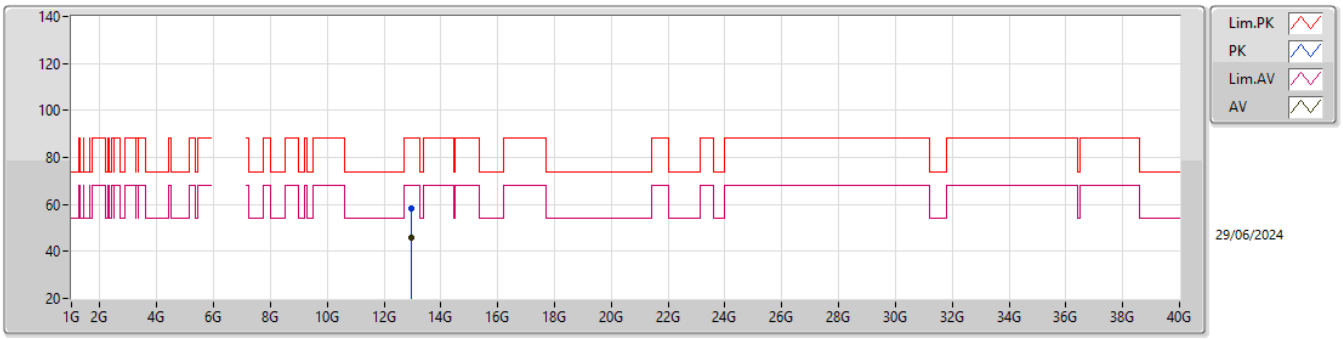

EUT Z_2TX
setting 12
02-H-G-4

Type	Freq	Level	Limit	Margin	Raw	Dist	Condition	Azimuth	Height	Comment	AF	CL	PA
	(Hz)	(dBuV/m)	(dBuV/m)	(dB)	(dBuV)	(m)		(°)	(m)		(dB)	(dB)	(dB)
PK	12.95129G	58.32	88.20	-29.88	38.50	3	Horizontal	100	1.24	-	39.30	12.20	31.68
RMS	12.94788G	46.08	68.20	-22.12	26.28	3	Horizontal	100	1.24	-	39.29	12.19	31.68

6.425-6.525GHz_802.11be EHT20-BF_Nss1,(MCS0)_2TX

6475MHz_TX

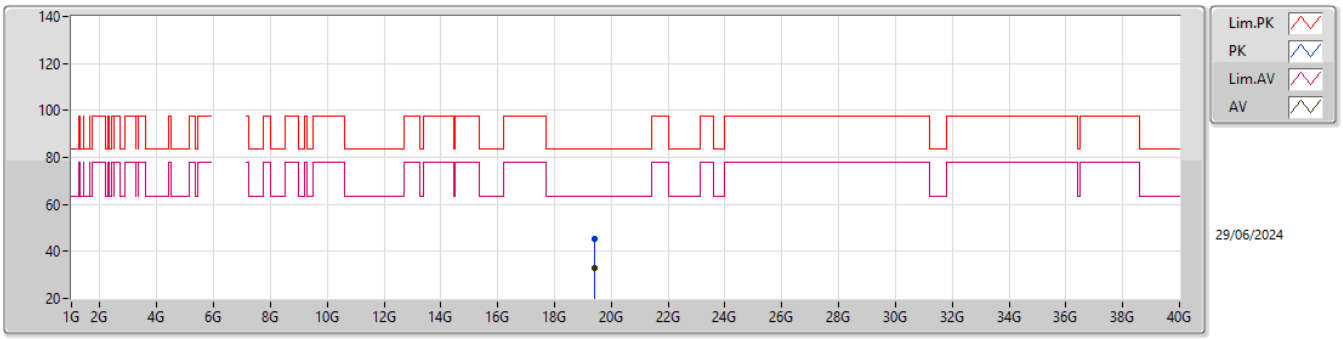

EUT Z_2TX
setting 12
02-H-G-4

Type	Freq	Level	Limit	Margin	Raw	Dist	Condition	Azimuth	Height	Comment	AF	CL	PA
	(Hz)	(dBuV/m)	(dBuV/m)	(dB)	(dBuV)	(m)		(°)	(m)		(dB)	(dB)	(dB)
PK	19.42474G	45.10	83.54	-38.44	41.60	1	Vertical	35	1.06	-	37.90	15.23	49.63
AV	19.42621G	33.04	63.54	-30.50	29.54	1	Vertical	35	1.06	-	37.90	15.23	49.63

6.425-6.525GHz_802.11be EHT20-BF_Nss1,(MCS0)_2TX

6475MHz_TX

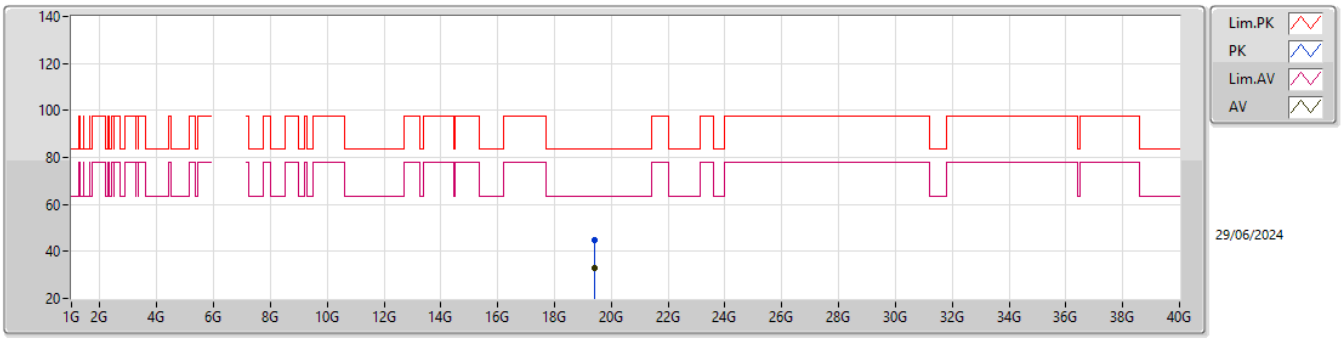

EUT Z_2TX
setting 12
02-H-G-4

Type	Freq	Level	Limit	Margin	Raw	Dist	Condition	Azimuth	Height	Comment	AF	CL	PA
	(Hz)	(dBuV/m)	(dBuV/m)	(dB)	(dBuV)	(m)		(°)	(m)		(dB)	(dB)	(dB)
PK	19.4287G	44.98	83.54	-38.56	41.49	1	Horizontal	175	2.89	-	37.89	15.23	49.63
AV	19.42814G	32.97	63.54	-30.57	29.48	1	Horizontal	175	2.89	-	37.89	15.23	49.63

6.425-6.525GHz_802.11be EHT20-BF_Nss1,(MCS0)_2TX

6515MHz_TX

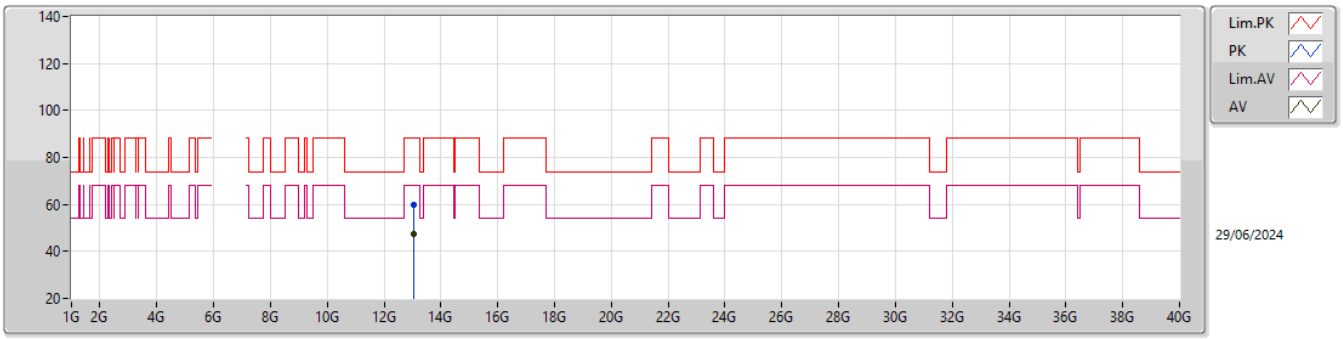

EUT Z_2TX
setting 12
02-H-G-4

Type	Freq	Level	Limit	Margin	Raw	Dist	Condition	Azimuth	Height	Comment	AF	CL	PA
	(Hz)	(dBuV/m)	(dBuV/m)	(dB)	(dBuV)	(m)		(°)	(m)		(dB)	(dB)	(dB)
PK	13.02771G	59.70	88.20	-28.50	39.84	3	Vertical	37	2.78	-	39.40	12.21	31.75
RMS	13.02533G	47.18	68.20	-21.02	27.32	3	Vertical	37	2.78	-	39.40	12.21	31.75

6.425-6.525GHz_802.11be EHT20-BF_Nss1,(MCS0)_2TX

6515MHz_TX

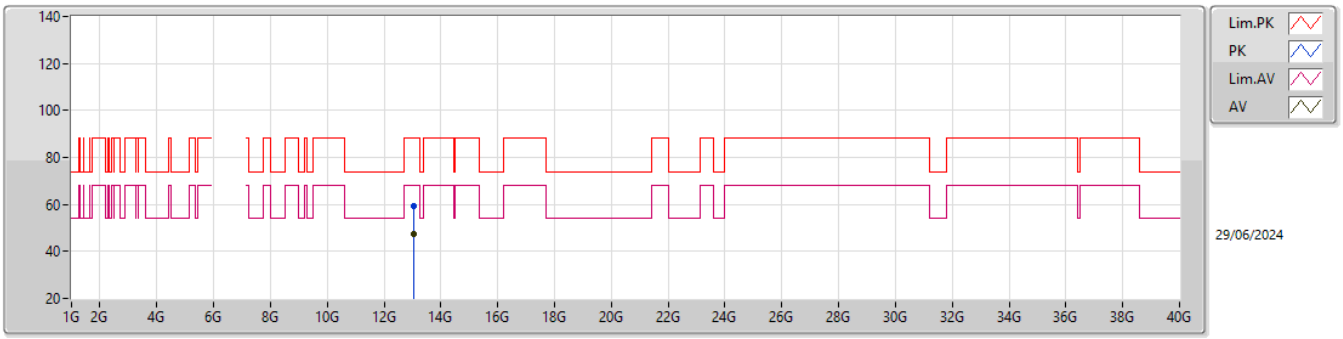

EUT Z_2TX
setting 12
02-H-G-4

Type	Freq	Level	Limit	Margin	Raw	Dist	Condition	Azimuth	Height	Comment	AF	CL	PA
	(Hz)	(dBuV/m)	(dBuV/m)	(dB)	(dBuV)	(m)		(°)	(m)		(dB)	(dB)	(dB)
PK	13.0285G	59.33	88.20	-28.87	39.47	3	Horizontal	165	1.04	-	39.40	12.21	31.75
RMS	13.03272G	47.20	68.20	-21.00	27.34	3	Horizontal	165	1.04	-	39.40	12.21	31.75

6.425-6.525GHz_802.11be EHT20-BF_Nss1,(MCS0)_2TX

6515MHz_TX

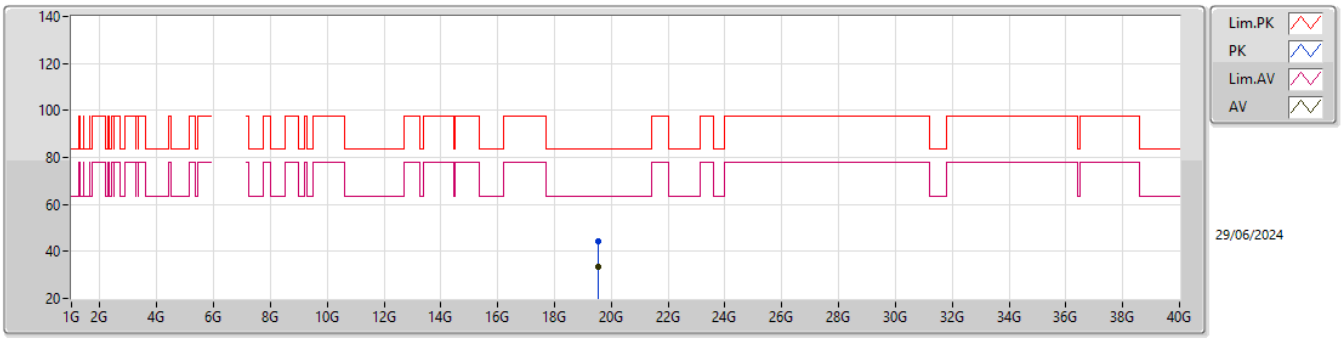

EUT Z_2TX
setting 12
02-H-G-4

Type	Freq	Level	Limit	Margin	Raw	Dist	Condition	Azimuth	Height	Comment	AF	CL	PA
	(Hz)	(dBuV/m)	(dBuV/m)	(dB)	(dBuV)	(m)		(°)	(m)		(dB)	(dB)	(dB)
PK	19.54628G	44.54	83.54	-39.00	40.87	1	Vertical	251	1.25	-	38.09	15.22	49.64
AV	19.54085G	33.36	63.54	-30.18	29.71	1	Vertical	251	1.25	-	38.08	15.22	49.65

6.425-6.525GHz_802.11be EHT20-BF_Nss1,(MCS0)_2TX

6515MHz_TX

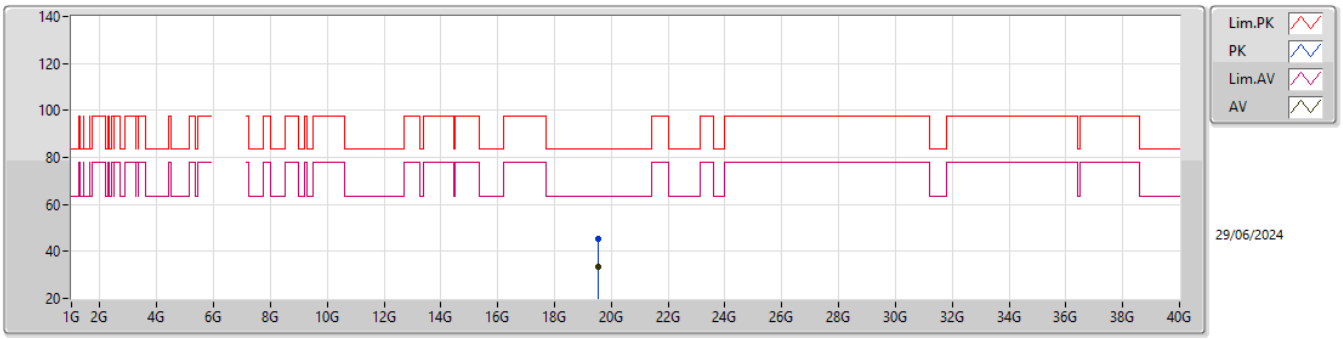

EUT Z_2TX
setting 12
02-H-G-4

Type	Freq	Level	Limit	Margin	Raw	Dist	Condition	Azimuth	Height	Comment	AF	CL	PA
	(Hz)	(dBuV/m)	(dBuV/m)	(dB)	(dBuV)	(m)		(°)	(m)		(dB)	(dB)	(dB)
PK	19.54316G	45.19	83.54	-38.35	41.52	1	Horizontal	191	1.47	-	38.09	15.22	49.64
AV	19.5401G	33.37	63.54	-30.17	29.72	1	Horizontal	191	1.47	-	38.08	15.22	49.65

6.525-6.875GHz_802.11be EHT20-BF_Nss1,(MCS0)_2TX

6535MHz_TX

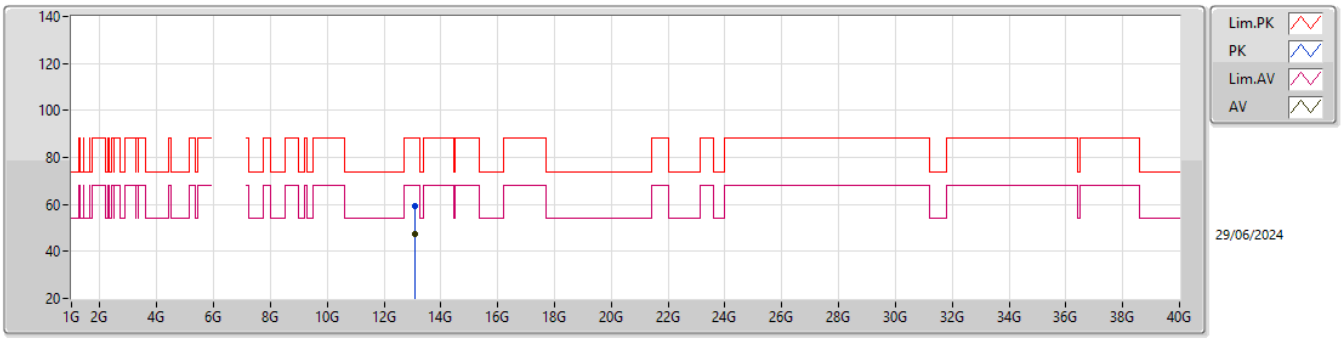

EUT Z_2TX
setting 14
02-H-G-4

Type	Freq	Level	Limit	Margin	Raw	Dist	Condition	Azimuth	Height	Comment	AF	CL	PA
	(Hz)	(dBuV/m)	(dBuV/m)	(dB)	(dBuV)	(m)		(°)	(m)		(dB)	(dB)	(dB)
PK	13.0675G	59.45	88.20	-28.75	39.55	3	Vertical	343	2.47	-	39.47	12.22	31.79
RMS	13.07488G	47.31	68.20	-20.89	27.39	3	Vertical	343	2.47	-	39.50	12.22	31.80

6.525-6.875GHz_802.11be EHT20-BF_Nss1,(MCS0)_2TX

6535MHz_TX

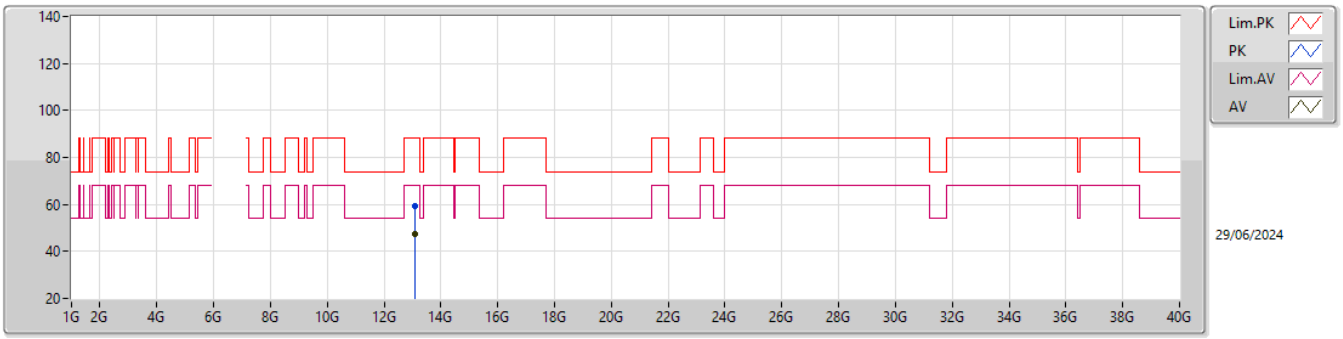

EUT Z_2TX
setting 14
02-H-G-4

Type	Freq	Level	Limit	Margin	Raw	Dist	Condition	Azimuth	Height	Comment	AF	CL	PA
	(Hz)	(dBuV/m)	(dBuV/m)	(dB)	(dBuV)	(m)		(°)	(m)		(dB)	(dB)	(dB)
PK	13.07256G	59.51	88.20	-28.69	39.60	3	Horizontal	271	2.88	-	39.49	12.22	31.80
RMS	13.07464G	47.39	68.20	-20.81	27.47	3	Horizontal	271	2.88	-	39.50	12.22	31.80

6.525-6.875GHz_802.11be EHT20-BF_Nss1,(MCS0)_2TX

6535MHz_TX

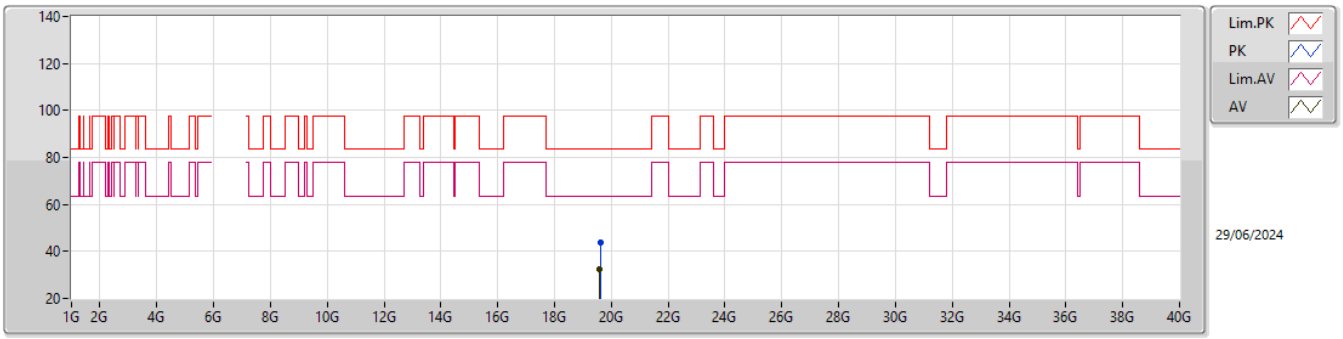

EUT Z_2TX
setting 14
02-H-G-4

Type	Freq	Level	Limit	Margin	Raw	Dist	Condition	Azimuth	Height	Comment	AF	CL	PA
	(Hz)	(dBuV/m)	(dBuV/m)	(dB)	(dBuV)	(m)		(°)	(m)		(dB)	(dB)	(dB)
PK	19.60614G	43.86	83.54	-39.68	40.39	1	Vertical	294	2.84	-	37.84	15.22	49.59
AV	19.6014G	32.28	63.54	-31.26	28.85	1	Vertical	294	2.84	-	37.81	15.22	49.60

6.525-6.875GHz_802.11be EHT20-BF_Nss1,(MCS0)_2TX

6535MHz_TX

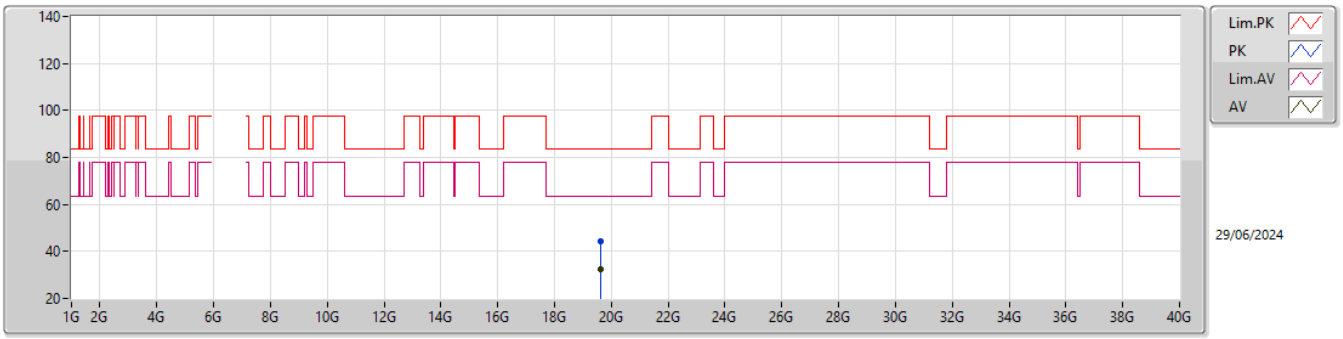

EUT Z_2TX
setting 14
02-H-G-4

Type	Freq	Level	Limit	Margin	Raw	Dist	Condition	Azimuth	Height	Comment	AF	CL	PA
	(Hz)	(dBuV/m)	(dBuV/m)	(dB)	(dBuV)	(m)		(°)	(m)		(dB)	(dB)	(dB)
PK	19.60809G	44.32	83.54	-39.22	40.84	1	Horizontal	220	2.69	-	37.85	15.22	49.59
AV	19.60758G	32.28	63.54	-31.26	28.80	1	Horizontal	220	2.69	-	37.85	15.22	49.59

6.525-6.875GHz_802.11be EHT20-BF_Nss1,(MCS0)_2TX

6695MHz_TX

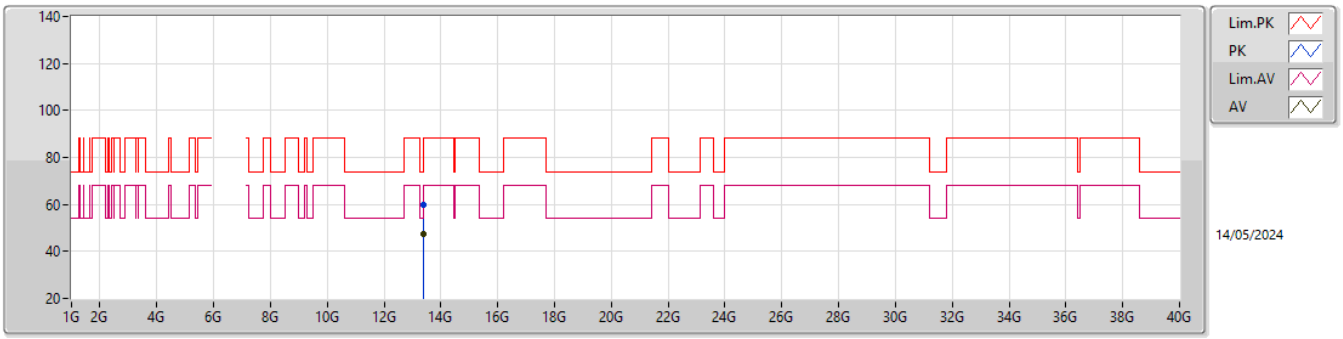

EUT Z_2TX
setting 15
02-H-G-4

Type	Freq	Level	Limit	Margin	Raw	Dist	Condition	Azimuth	Height	Comment	AF	CL	PA
	(Hz)	(dBuV/m)	(dBuV/m)	(dB)	(dBuV)	(m)		(°)	(m)		(dB)	(dB)	(dB)
PK	13.38889G	59.86	74.00	-14.14	39.43	3	Vertical	82	2.47	-	40.28	12.28	32.13
AV	13.38794G	47.51	54.00	-6.49	27.08	3	Vertical	82	2.47	-	40.28	12.28	32.13

6.525-6.875GHz_802.11be EHT20-BF_Nss1,(MCS0)_2TX

6695MHz_TX

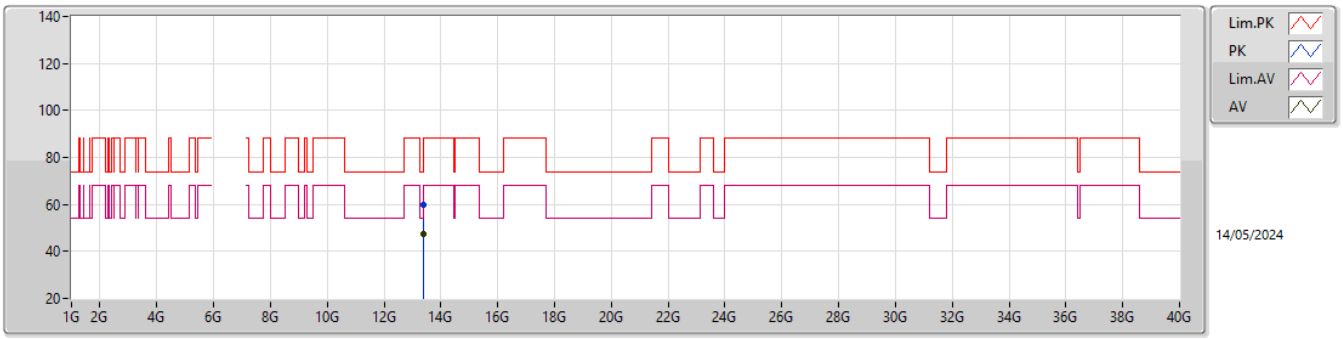

EUT Z_2TX
setting 15
02-H-G-4

Type	Freq	Level	Limit	Margin	Raw	Dist	Condition	Azimuth	Height	Comment	AF	CL	PA
	(Hz)	(dBuV/m)	(dBuV/m)	(dB)	(dBuV)	(m)		(°)	(m)		(dB)	(dB)	(dB)
PK	13.39093G	59.73	74.00	-14.27	39.30	3	Horizontal	2	2.36	-	40.28	12.28	32.13
AV	13.39035G	47.43	54.00	-6.57	27.00	3	Horizontal	2	2.36	-	40.28	12.28	32.13

6.525-6.875GHz_802.11be EHT20-BF_Nss1,(MCS0)_2TX

6695MHz_TX

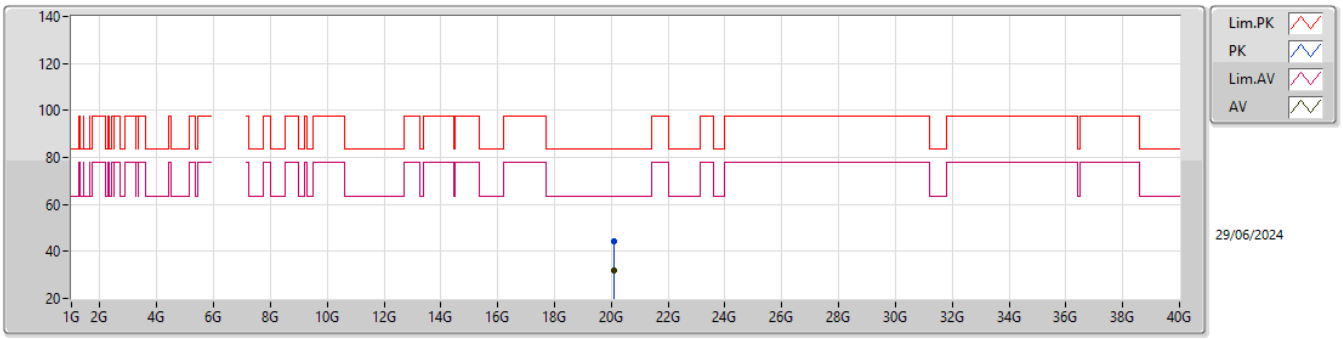

EUT Z_2TX
setting 15
02-H-G-4

Type	Freq	Level	Limit	Margin	Raw	Dist	Condition	Azimuth	Height	Comment	AF	CL	PA
	(Hz)	(dBuV/m)	(dBuV/m)	(dB)	(dBuV)	(m)		(°)	(m)		(dB)	(dB)	(dB)
PK	20.0887G	44.25	83.54	-39.29	40.38	1	Vertical	16	1.35	-	37.85	15.27	49.25
AV	20.08233G	32.01	63.54	-31.53	28.16	1	Vertical	16	1.35	-	37.83	15.27	49.25

6.525-6.875GHz_802.11be EHT20-BF_Nss1,(MCS0)_2TX

6695MHz_TX

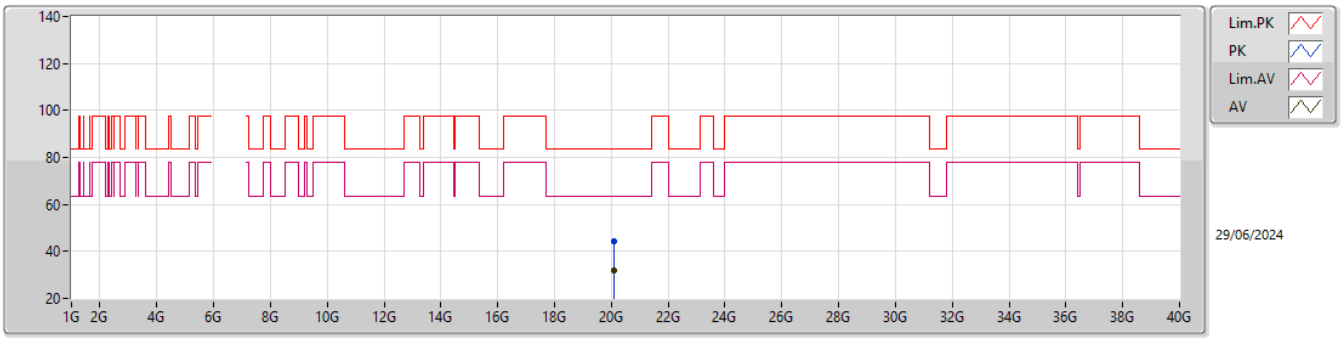

EUT Z_2TX
setting 15
02-H-G-4

Type	Freq	Level	Limit	Margin	Raw	Dist	Condition	Azimuth	Height	Comment	AF	CL	PA
	(Hz)	(dBuV/m)	(dBuV/m)	(dB)	(dBuV)	(m)		(°)	(m)		(dB)	(dB)	(dB)
PK	20.08738G	44.31	83.54	-39.23	40.44	1	Horizontal	332	1.42	-	37.85	15.27	49.25
AV	20.08945G	32.00	63.54	-31.54	28.12	1	Horizontal	332	1.42	-	37.86	15.27	49.25

6.525-6.875GHz_802.11be EHT20-BF_Nss1,(MCS0)_2TX

6875MHz Straddle 6.525-6.875GHz_TX

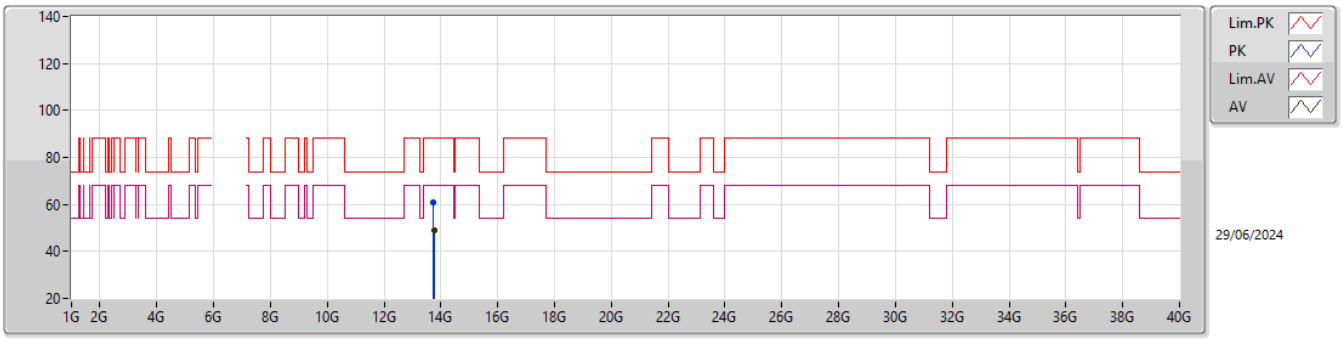

EUT Z_2TX
setting 13
02-H-G-4

Type	Freq	Level	Limit	Margin	Raw	Dist	Condition	Azimuth	Height	Comment	AF	CL	PA
	(Hz)	(dBuV/m)	(dBuV/m)	(dB)	(dBuV)	(m)		(°)	(m)		(dB)	(dB)	(dB)
PK	13.7467G	60.76	88.20	-27.44	39.61	3	Vertical	319	1.30	-	41.09	12.35	32.29
RMS	13.75419G	48.84	68.20	-19.36	27.69	3	Vertical	319	1.30	-	41.09	12.35	32.29

6.525-6.875GHz_802.11be EHT20-BF_Nss1,(MCS0)_2TX

6875MHz Straddle 6.525-6.875GHz_TX

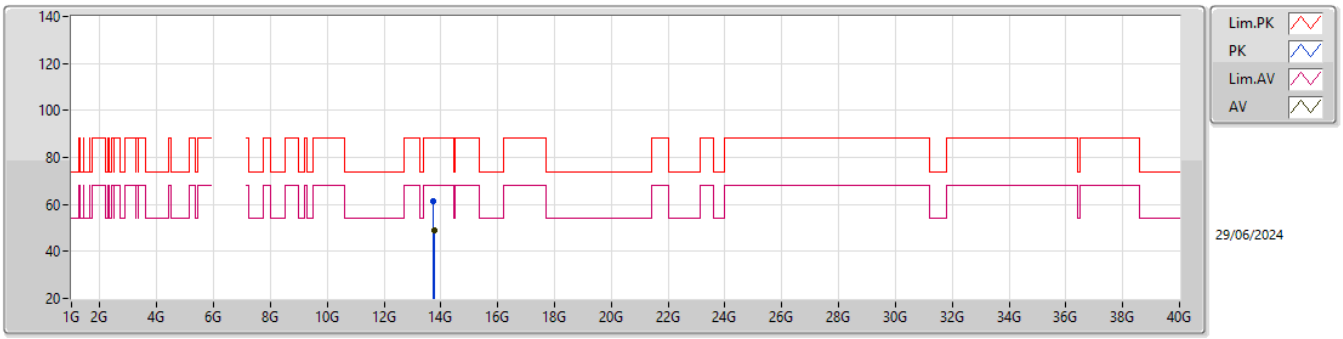

EUT Z_2TX
setting 13
02-H-G-4

Type	Freq	Level	Limit	Margin	Raw	Dist	Condition	Azimuth	Height	Comment	AF	CL	PA
	(Hz)	(dBuV/m)	(dBuV/m)	(dB)	(dBuV)	(m)		(°)	(m)		(dB)	(dB)	(dB)
PK	13.74718G	61.13	88.20	-27.07	39.98	3	Horizontal	192	1.26	-	41.09	12.35	32.29
RMS	13.75368G	48.75	68.20	-19.45	27.60	3	Horizontal	192	1.26	-	41.09	12.35	32.29

6.525-6.875GHz_802.11be EHT20-BF_Nss1,(MCS0)_2TX

6875MHz Straddle 6.525-6.875GHz_TX

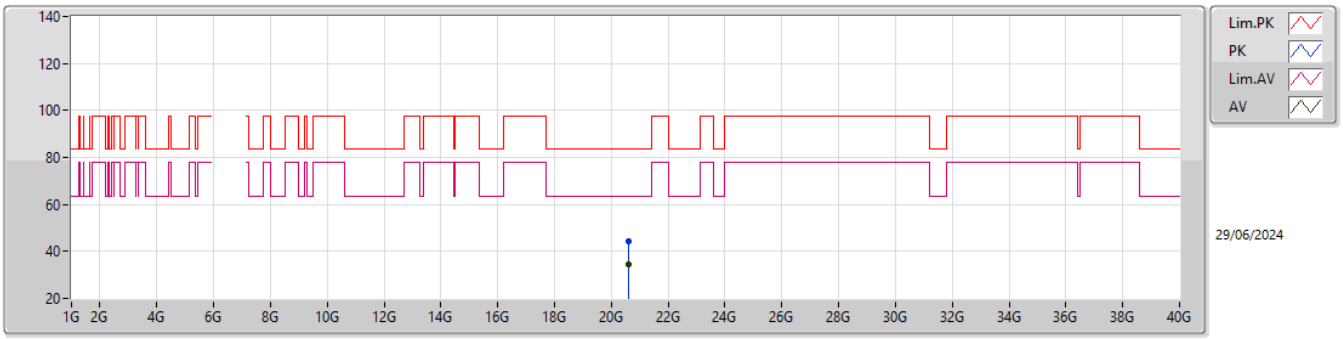

EUT Z_2TX
setting 13
02-H-G-4

Type	Freq	Level	Limit	Margin	Raw	Dist	Condition	Azimuth	Height	Comment	AF	CL	PA
	(Hz)	(dBuV/m)	(dBuV/m)	(dB)	(dBuV)	(m)		(°)	(m)		(dB)	(dB)	(dB)
PK	20.62495G	44.49	83.54	-39.05	39.92	1	Vertical	354	1.56	-	37.95	15.70	49.08
AV	20.62512G	34.26	63.54	-29.28	29.68	1	Vertical	354	1.56	-	37.95	15.70	49.07

6.525-6.875GHz_802.11be EHT20-BF_Nss1,(MCS0)_2TX

6875MHz Straddle 6.525-6.875GHz_TX

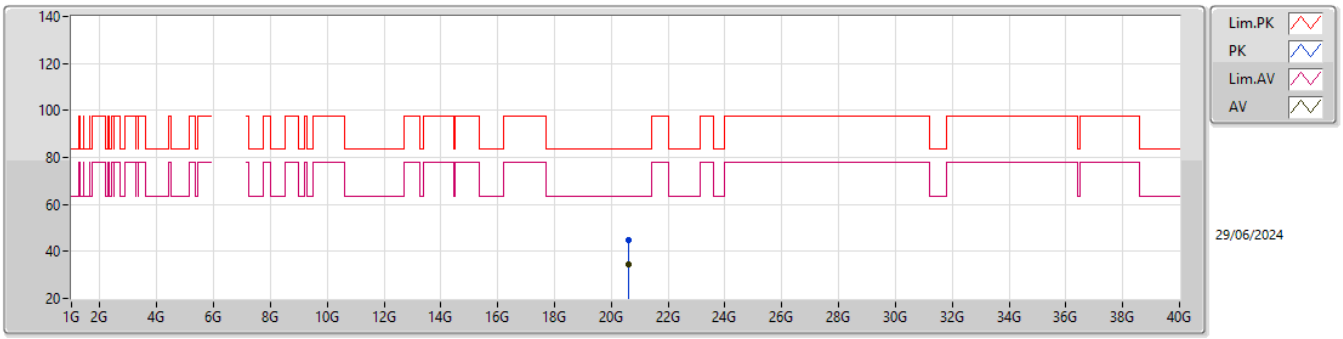

EUT Z_2TX
setting 13
02-H-G-4

Type	Freq	Level	Limit	Margin	Raw	Dist	Condition	Azimuth	Height	Comment	AF	CL	PA
	(Hz)	(dBuV/m)	(dBuV/m)	(dB)	(dBuV)	(m)		(°)	(m)		(dB)	(dB)	(dB)
PK	20.62166G	45.00	83.54	-38.54	40.42	1	Horizontal	77	2.38	-	37.96	15.70	49.08
AV	20.62518G	34.35	63.54	-29.19	29.77	1	Horizontal	77	2.38	-	37.95	15.70	49.07

6.875-7.125GHz_802.11be EHT20-BF_Nss1,(MCS0)_2TX

6895MHz_TX

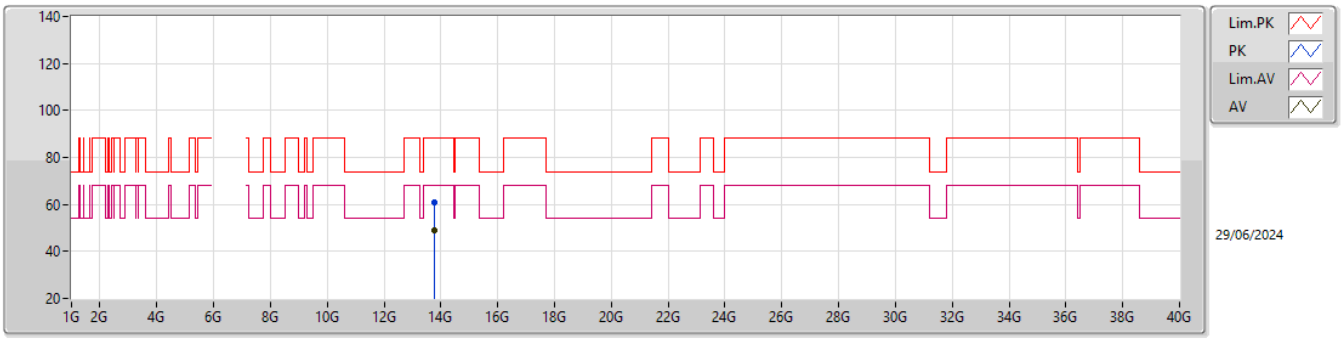

EUT Z_2TX
setting 13
02-H-G-4

Type	Freq	Level	Limit	Margin	Raw	Dist	Condition	Azimuth	Height	Comment	AF	CL	PA
	(Hz)	(dBuV/m)	(dBuV/m)	(dB)	(dBuV)	(m)		(°)	(m)		(dB)	(dB)	(dB)
PK	13.78528G	61.10	88.20	-27.10	40.01	3	Vertical	345	3.00	-	41.03	12.36	32.30
RMS	13.78641G	48.88	68.20	-19.32	27.79	3	Vertical	345	3.00	-	41.03	12.36	32.30

6.875-7.125GHz_802.11be EHT20-BF_Nss1,(MCS0)_2TX

6895MHz_TX

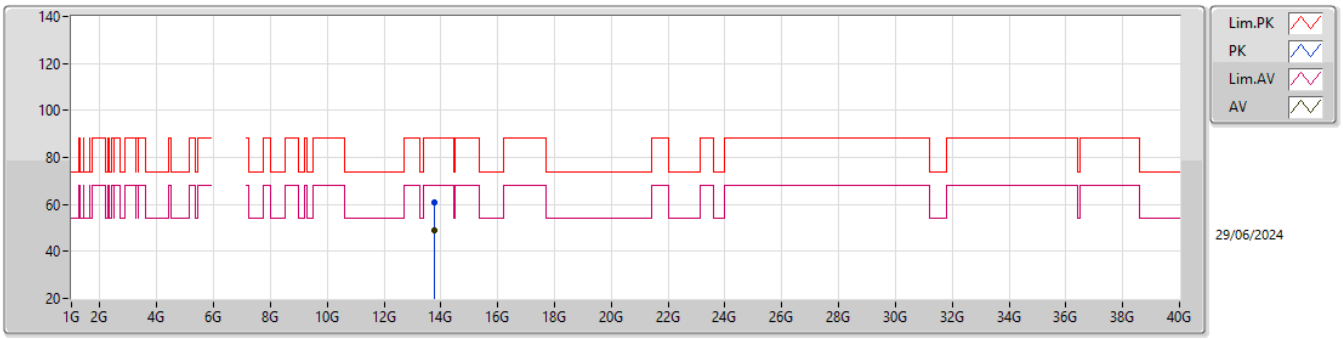

EUT Z_2TX
setting 13
02-H-G-4

Type	Freq	Level	Limit	Margin	Raw	Dist	Condition	Azimuth	Height	Comment	AF	CL	PA
	(Hz)	(dBuV/m)	(dBuV/m)	(dB)	(dBuV)	(m)		(°)	(m)		(dB)	(dB)	(dB)
PK	13.78669G	61.05	88.20	-27.15	39.96	3	Horizontal	153	2.98	-	41.03	12.36	32.30
RMS	13.79177G	48.96	68.20	-19.24	27.88	3	Horizontal	153	2.98	-	41.02	12.36	32.30

6.875-7.125GHz_802.11be EHT20-BF_Nss1,(MCS0)_2TX

6895MHz_TX

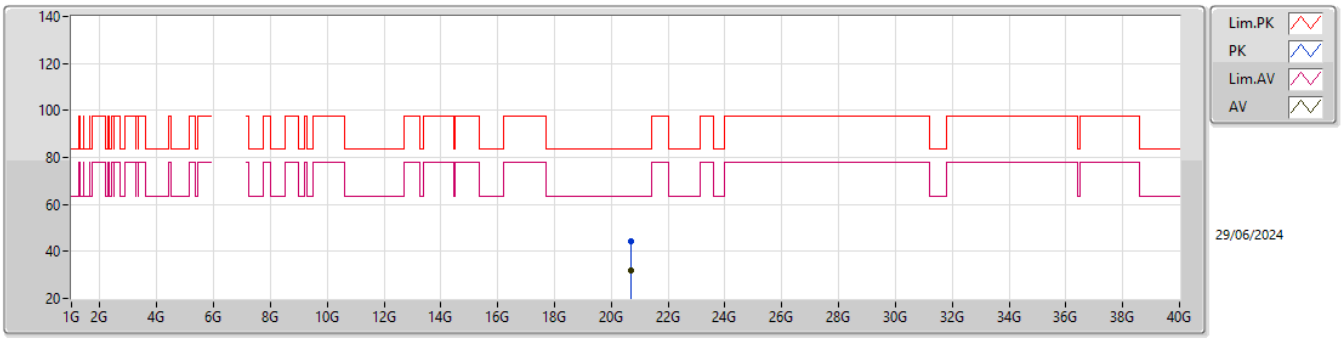

EUT Z_2TX
setting 13
02-H-G-4

Type	Freq	Level	Limit	Margin	Raw	Dist	Condition	Azimuth	Height	Comment	AF	CL	PA
	(Hz)	(dBuV/m)	(dBuV/m)	(dB)	(dBuV)	(m)		(°)	(m)		(dB)	(dB)	(dB)
PK	20.68531G	44.12	83.54	-39.42	39.51	1	Vertical	176	1.63	-	37.90	15.75	49.04
AV	20.68477G	32.11	63.54	-31.43	27.50	1	Vertical	176	1.63	-	37.90	15.75	49.04

6.875-7.125GHz_802.11be EHT20-BF_Nss1,(MCS0)_2TX

6895MHz_TX

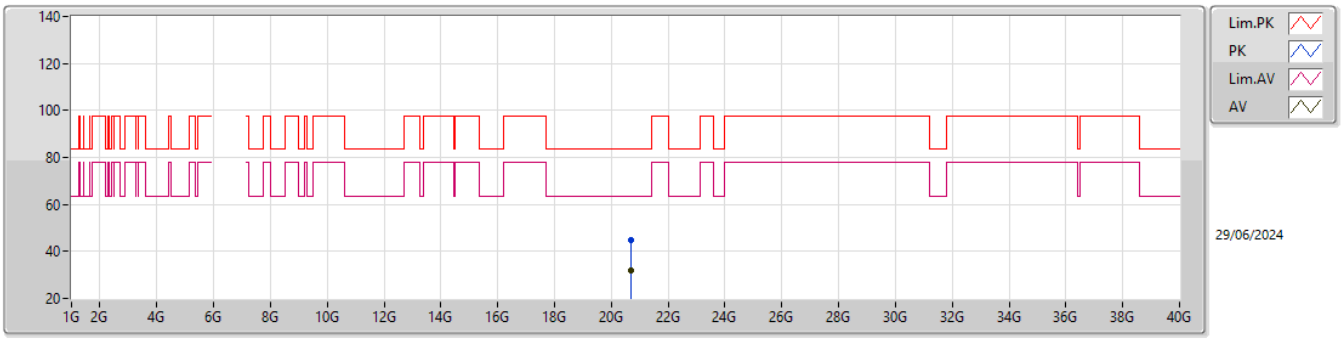

EUT Z_2TX
setting 13
02-H-G-4

Type	Freq	Level	Limit	Margin	Raw	Dist	Condition	Azimuth	Height	Comment	AF	CL	PA
	(Hz)	(dBuV/m)	(dBuV/m)	(dB)	(dBuV)	(m)		(°)	(m)		(dB)	(dB)	(dB)
PK	20.68789G	44.98	83.54	-38.56	40.37	1	Horizontal	177	1.08	-	37.90	15.75	49.04
AV	20.6833G	32.00	63.54	-31.54	27.39	1	Horizontal	177	1.08	-	37.90	15.75	49.04

6.875-7.125GHz_802.11be EHT20-BF_Nss1,(MCS0)_2TX

6995MHz_TX

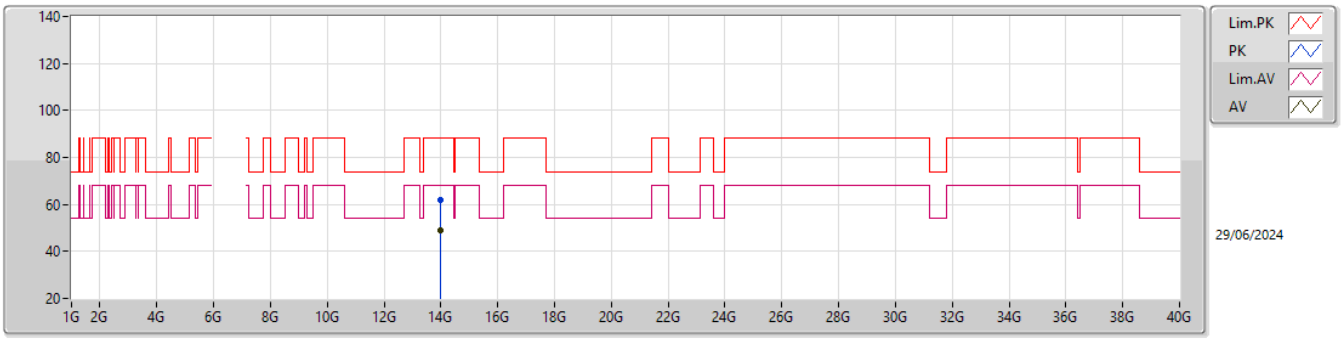

EUT Z_2TX
setting 13
02-H-G-4

Type	Freq	Level	Limit	Margin	Raw	Dist	Condition	Azimuth	Height	Comment	AF	CL	PA
	(Hz)	(dBuV/m)	(dBuV/m)	(dB)	(dBuV)	(m)		(°)	(m)		(dB)	(dB)	(dB)
PK	13.99338G	61.78	88.20	-26.42	40.22	3	Vertical	31	1.08	-	41.49	12.40	32.33
RMS	13.99451G	49.08	68.20	-19.12	27.52	3	Vertical	31	1.08	-	41.49	12.40	32.33

6.875-7.125GHz_802.11be EHT20-BF_Nss1,(MCS0)_2TX

6995MHz_TX

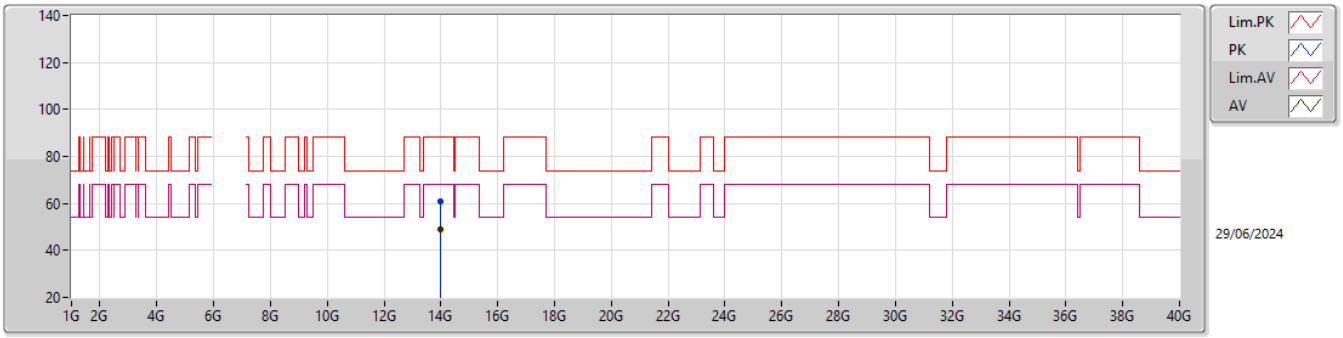

EUT Z_2TX
setting 13
02-H-G-4

Type	Freq	Level	Limit	Margin	Raw	Dist	Condition	Azimuth	Height	Comment	AF	CL	PA
	(Hz)	(dBuV/m)	(dBuV/m)	(dB)	(dBuV)	(m)		(°)	(m)		(dB)	(dB)	(dB)
PK	13.99293G	60.97	88.20	-27.23	39.41	3	Horizontal	199	1.79	-	41.49	12.40	32.33
RMS	13.99176G	49.14	68.20	-19.06	27.59	3	Horizontal	199	1.79	-	41.48	12.40	32.33

6.875-7.125GHz_802.11be EHT20-BF_Nss1,(MCS0)_2TX

6995MHz_TX

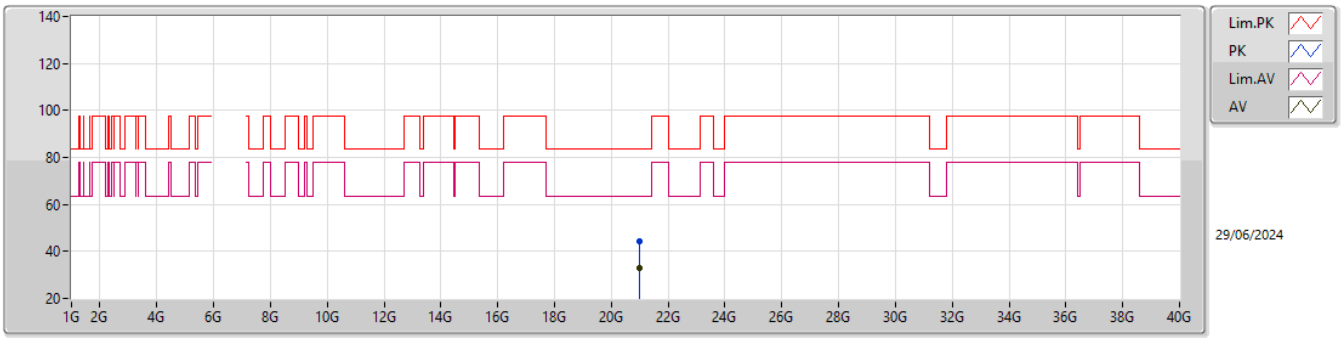

EUT Z_2TX
setting 13
02-H-G-4

Type	Freq	Level	Limit	Margin	Raw	Dist	Condition	Azimuth	Height	Comment	AF	CL	PA
	(Hz)	(dBuV/m)	(dBuV/m)	(dB)	(dBuV)	(m)		(°)	(m)		(dB)	(dB)	(dB)
PK	20.98812G	44.27	83.54	-39.27	39.22	1	Vertical	94	2.74	-	37.95	15.99	48.89
AV	20.98833G	32.78	63.54	-30.76	27.73	1	Vertical	94	2.74	-	37.95	15.99	48.89

6.875-7.125GHz_802.11be EHT20-BF_Nss1,(MCS0)_2TX

6995MHz_TX

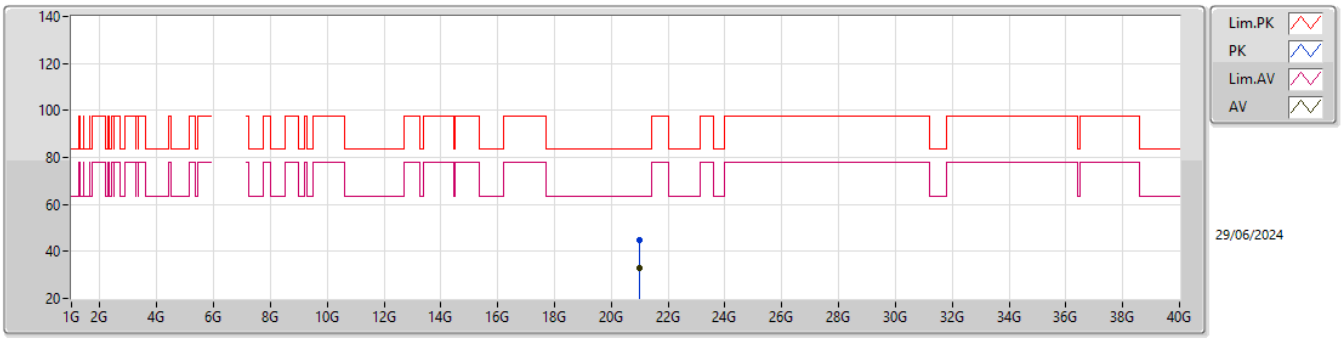

EUT Z_2TX
setting 13
02-H-G-4

Type	Freq	Level	Limit	Margin	Raw	Dist	Condition	Azimuth	Height	Comment	AF	CL	PA
	(Hz)	(dBuV/m)	(dBuV/m)	(dB)	(dBuV)	(m)		(°)	(m)		(dB)	(dB)	(dB)
PK	20.98769G	45.00	83.54	-38.54	39.95	1	Horizontal	356	2.45	-	37.95	15.99	48.89
AV	20.98608G	32.77	63.54	-30.77	27.71	1	Horizontal	356	2.45	-	37.96	15.99	48.89

6.875-7.125GHz_802.11be EHT20-BF_Nss1,(MCS0)_2TX

7095MHz_TX

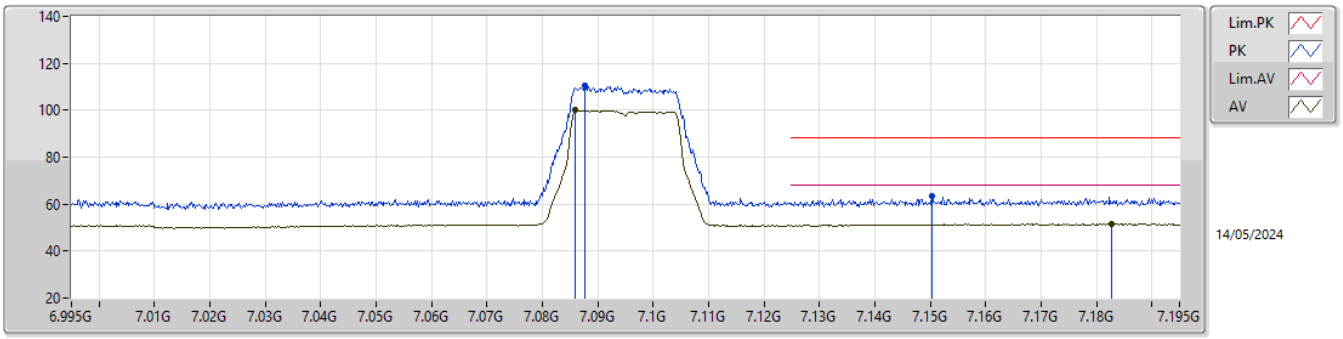

EUT Z_2TX
setting 14
03-S-S-5-10

Type	Freq	Level	Limit	Margin	Raw	Dist	Condition	Azimuth	Height	Comment	AF	CL	PA
	(Hz)	(dBuV/m)	(dBuV/m)	(dB)	(dBuV)	(m)		(°)	(m)		(dB)	(dB)	(dB)
PK	7.0876G	110.63	Inf	-Inf	102.04	3	Vertical	341	1.00	-	35.68	8.42	35.51
RMS	7.086G	100.03	Inf	-Inf	91.45	3	Vertical	341	1.00	-	35.67	8.42	35.51
PK	7.1504G	63.58	88.20	-24.62	54.71	3	Vertical	341	1.00	-	35.90	8.44	35.47
RMS	7.1828G	51.49	68.20	-16.71	42.39	3	Vertical	341	1.00	-	36.10	8.45	35.45

6.875-7.125GHz_802.11be EHT20-BF_Nss1,(MCS0)_2TX

7095MHz_TX

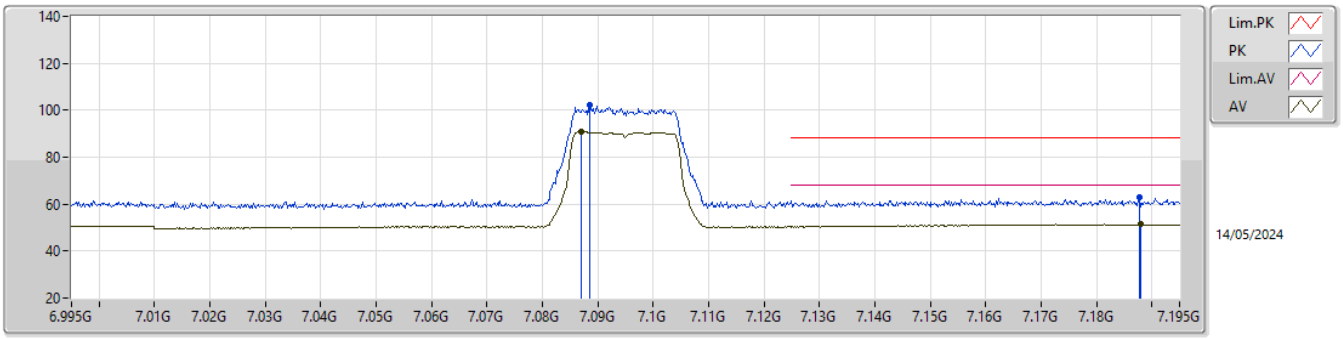

EUT Z_2TX
setting 14
03-S-S-5-10

Type	Freq	Level	Limit	Margin	Raw	Dist	Condition	Azimuth	Height	Comment	AF	CL	PA
	(Hz)	(dBuV/m)	(dBuV/m)	(dB)	(dBuV)	(m)		(°)	(m)		(dB)	(dB)	(dB)
PK	7.0886G	102.11	Inf	-Inf	93.52	3	Horizontal	294	2.25	-	35.68	8.42	35.51
RMS	7.087G	90.74	Inf	-Inf	82.16	3	Horizontal	294	2.25	-	35.67	8.42	35.51
PK	7.1878G	62.98	88.20	-25.22	53.85	3	Horizontal	294	2.25	-	36.13	8.45	35.45
RMS	7.188G	51.35	68.20	-16.85	42.22	3	Horizontal	294	2.25	-	36.13	8.45	35.45

6.875-7.125GHz_802.11be EHT20-BF_Nss1,(MCS0)_2TX

7095MHz_TX

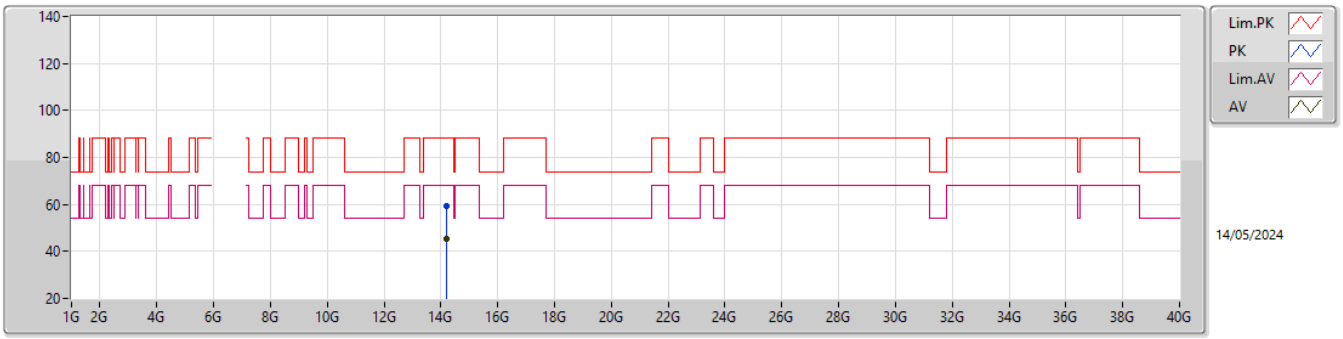

EUT Z_2TX
setting 28
03-S-S-5

Type	Freq	Level	Limit	Margin	Raw	Dist	Condition	Azimuth	Height	Comment	AF	CL	PA
	(Hz)	(dBuV/m)	(dBuV/m)	(dB)	(dBuV)	(m)		(°)	(m)		(dB)	(dB)	(dB)
PK	14.18676G	59.42	88.20	-28.78	48.11	3	Vertical	0	1.80	-	41.65	12.26	42.60
RMS	14.18116G	45.36	68.20	-22.84	34.09	3	Vertical	0	1.80	-	41.62	12.26	42.61

6.875-7.125GHz_802.11be EHT20-BF_Nss1,(MCS0)_2TX

7095MHz_TX

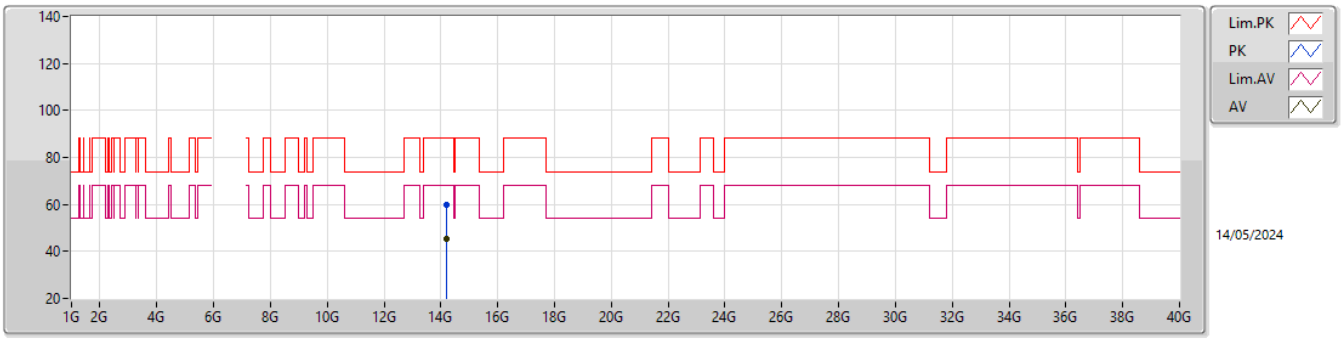

EUT Z_2TX
setting 28
03-S-S-5

Type	Freq	Level	Limit	Margin	Raw	Dist	Condition	Azimuth	Height	Comment	AF	CL	PA
	(Hz)	(dBuV/m)	(dBuV/m)	(dB)	(dBuV)	(m)		(°)	(m)		(dB)	(dB)	(dB)
PK	14.19638G	59.94	88.20	-28.26	48.58	3	Horizontal	153	1.80	-	41.69	12.26	42.59
RMS	14.18346G	45.52	68.20	-22.68	34.24	3	Horizontal	153	1.80	-	41.63	12.26	42.61

6.875-7.125GHz_802.11be EHT20-BF_Nss1,(MCS0)_2TX

7095MHz_TX

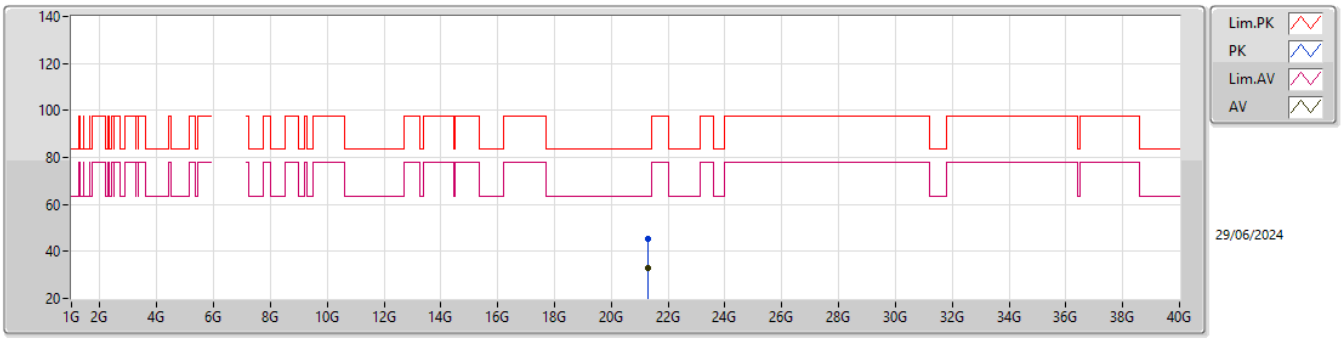

EUT Z_2TX
setting 14
02-H-G-4

Type	Freq	Level	Limit	Margin	Raw	Dist	Condition	Azimuth	Height	Comment	AF	CL	PA
	(Hz)	(dBuV/m)	(dBuV/m)	(dB)	(dBuV)	(m)		(°)	(m)		(dB)	(dB)	(dB)
PK	21.28207G	45.45	83.54	-38.09	39.81	1	Vertical	298	1.41	-	38.26	16.23	48.85
AV	21.2898G	32.99	63.54	-30.55	27.29	1	Vertical	298	1.41	-	38.32	16.23	48.85

6.875-7.125GHz_802.11be EHT20-BF_Nss1,(MCS0)_2TX

7095MHz_TX

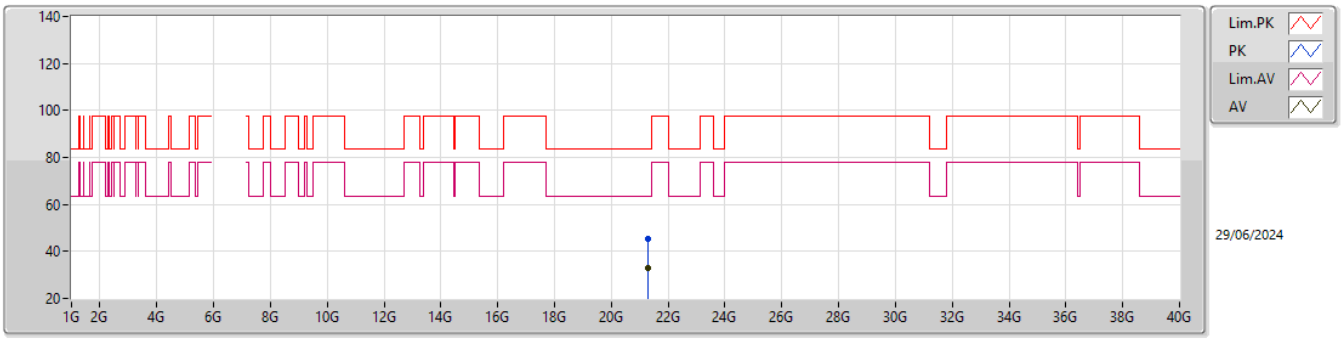

EUT Z_2TX
setting 14
02-H-G-4

Type	Freq	Level	Limit	Margin	Raw	Dist	Condition	Azimuth	Height	Comment	AF	CL	PA
	(Hz)	(dBuV/m)	(dBuV/m)	(dB)	(dBuV)	(m)		(°)	(m)		(dB)	(dB)	(dB)
PK	21.28301G	45.16	83.54	-38.38	39.52	1	Horizontal	2	2.21	-	38.26	16.23	48.85
AV	21.28867G	32.98	63.54	-30.56	27.29	1	Horizontal	2	2.21	-	38.31	16.23	48.85

6.875-7.125GHz_802.11be EHT20-BF_Nss1,(MCS0)_2TX

7115MHz_TX

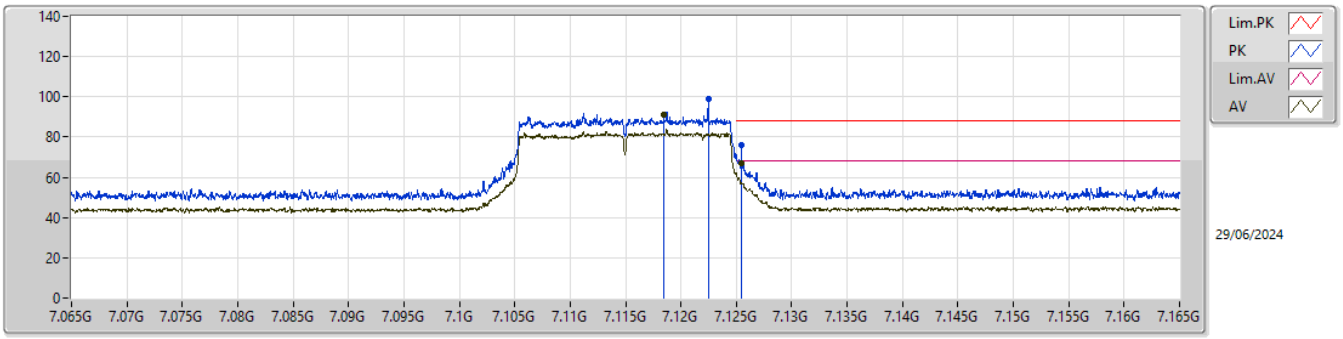

EUT Z_2TX
setting 4
02-H-P-5-10

Type	Freq	Level	Limit	Margin	Raw	Dist	Condition	Azimuth	Height	Comment	AF	CL	PA
	(Hz)	(dBuV/m)	(dBuV/m)	(dB)	(dBuV)	(m)		(°)	(m)		(dB)	(dB)	(dB)
PK	7.1225G	98.88	Inf	-Inf	86.13	3	Vertical	336	2.30	BP 1MHz	35.53	9.23	32.01
RMS	7.1185G	91.35	Inf	-Inf	78.62	3	Vertical	336	2.30	BP 1MHz	35.51	9.23	32.01
PK	7.1255G	76.01	88.20	-12.19	63.23	3	Vertical	336	2.30	BP 1MHz	35.55	9.24	32.01
RMS	7.1255G	67.19	68.20	-1.01	54.41	3	Vertical	336	2.30	BP 1MHz	35.55	9.24	32.01

6.875-7.125GHz_802.11be EHT20-BF_Nss1,(MCS0)_2TX

7115MHz_TX

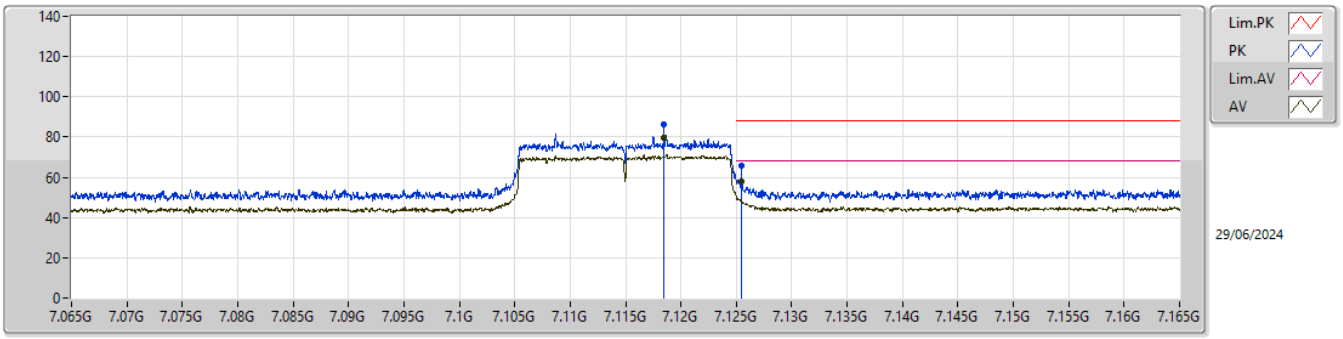

EUT Z_2TX
setting 4
02-H-P-5-10

Type	Freq	Level	Limit	Margin	Raw	Dist	Condition	Azimuth	Height	Comment	AF	CL	PA
	(Hz)	(dBuV/m)	(dBuV/m)	(dB)	(dBuV)	(m)		(°)	(m)		(dB)	(dB)	(dB)
PK	7.1185G	86.37	Inf	-Inf	73.64	3	Horizontal	185.3	2.14	BP 1MHz	35.51	9.23	32.01
RMS	7.1185G	79.74	Inf	-Inf	67.01	3	Horizontal	185.3	2.14	BP 1MHz	35.51	9.23	32.01
PK	7.1255G	66.05	88.20	-22.15	53.27	3	Horizontal	185.3	2.14	BP 1MHz	35.55	9.24	32.01
RMS	7.1255G	57.78	68.20	-10.42	45.00	3	Horizontal	185.3	2.14	BP 1MHz	35.55	9.24	32.01

6.875-7.125GHz_802.11be EHT20-BF_Nss1,(MCS0)_2TX

7115MHz_TX

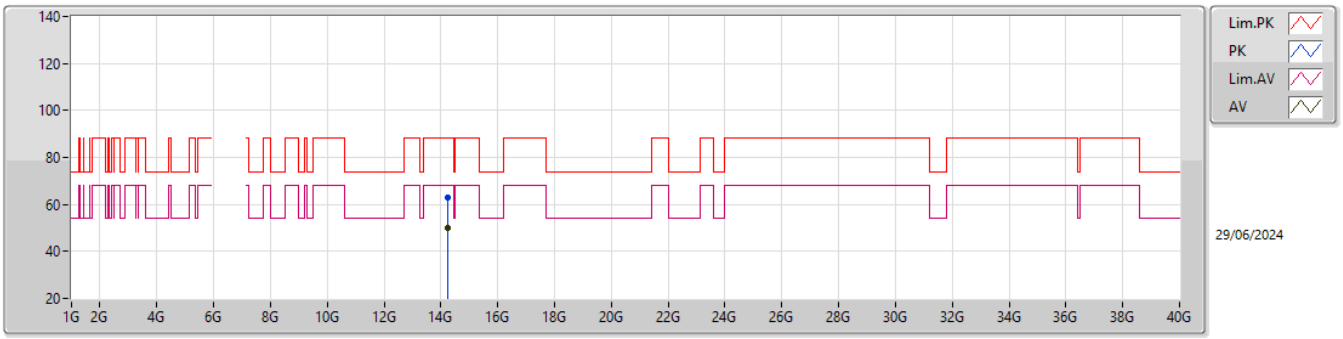

EUT Z_2TX
setting 4
02-H-G-4

Type	Freq	Level	Limit	Margin	Raw	Dist	Condition	Azimuth	Height	Comment	AF	CL	PA
	(Hz)	(dBuV/m)	(dBuV/m)	(dB)	(dBuV)	(m)		(°)	(m)		(dB)	(dB)	(dB)
PK	14.23045G	62.77	88.20	-25.43	40.10	3	Vertical	60	2.97	-	42.30	12.49	32.12
RMS	14.23054G	50.24	68.20	-17.96	27.57	3	Vertical	60	2.97	-	42.30	12.49	32.12

6.875-7.125GHz_802.11be EHT20-BF_Nss1,(MCS0)_2TX

7115MHz_TX

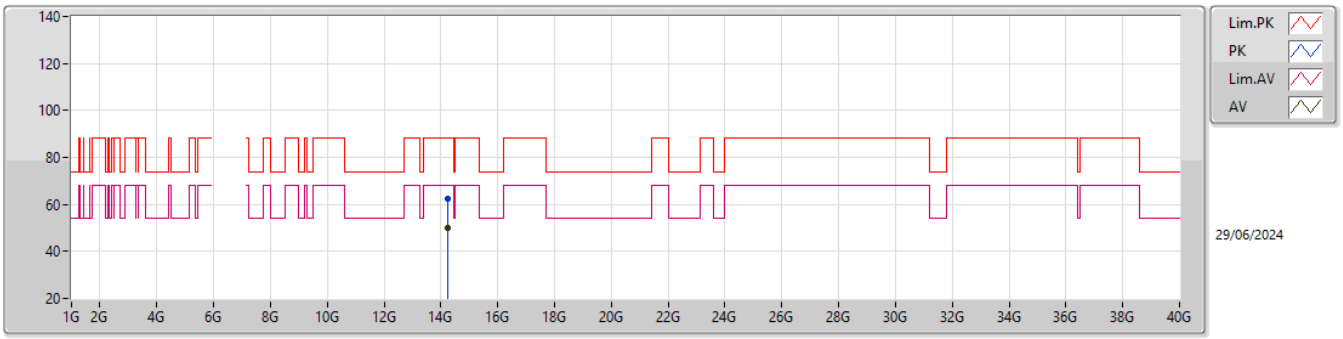

EUT Z_2TX
setting 4
02-H-G-4

Type	Freq	Level	Limit	Margin	Raw	Dist	Condition	Azimuth	Height	Comment	AF	CL	PA
	(Hz)	(dBuV/m)	(dBuV/m)	(dB)	(dBuV)	(m)		(°)	(m)		(dB)	(dB)	(dB)
PK	14.23108G	62.24	88.20	-25.96	39.57	3	Horizontal	219	1.76	-	42.30	12.49	32.12
RMS	14.22745G	50.17	68.20	-18.03	27.51	3	Horizontal	219	1.76	-	42.30	12.49	32.13

6.875-7.125GHz_802.11be EHT20-BF_Nss1,(MCS0)_2TX

7115MHz_TX

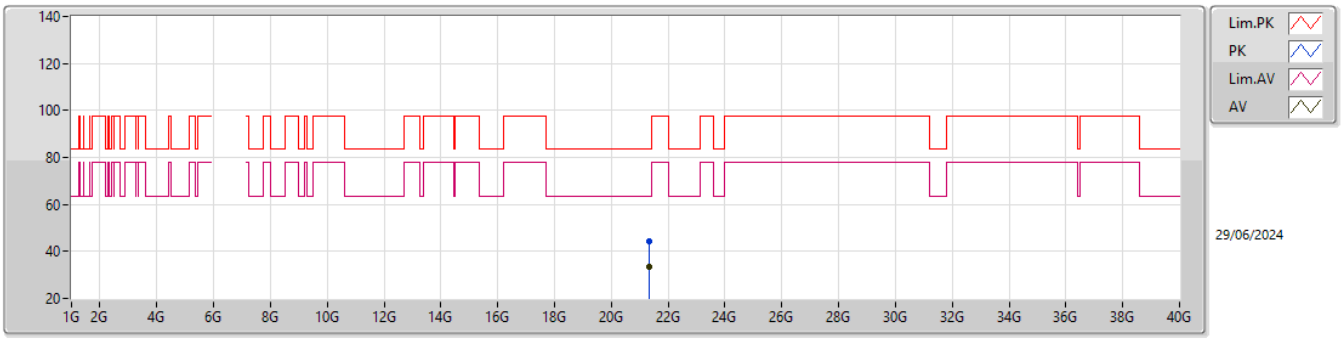

EUT Z_2TX
setting 4
02-H-G-4

Type	Freq	Level	Limit	Margin	Raw	Dist	Condition	Azimuth	Height	Comment	AF	CL	PA
	(Hz)	(dBuV/m)	(dBuV/m)	(dB)	(dBuV)	(m)		(°)	(m)		(dB)	(dB)	(dB)
PK	21.34518G	44.53	83.54	-39.01	38.78	1	Vertical	269	1.15	-	38.31	16.28	48.84
AV	21.34999G	33.22	63.54	-30.32	27.48	1	Vertical	269	1.15	-	38.30	16.28	48.84

6.875-7.125GHz_802.11be EHT20-BF_Nss1,(MCS0)_2TX

7115MHz_TX

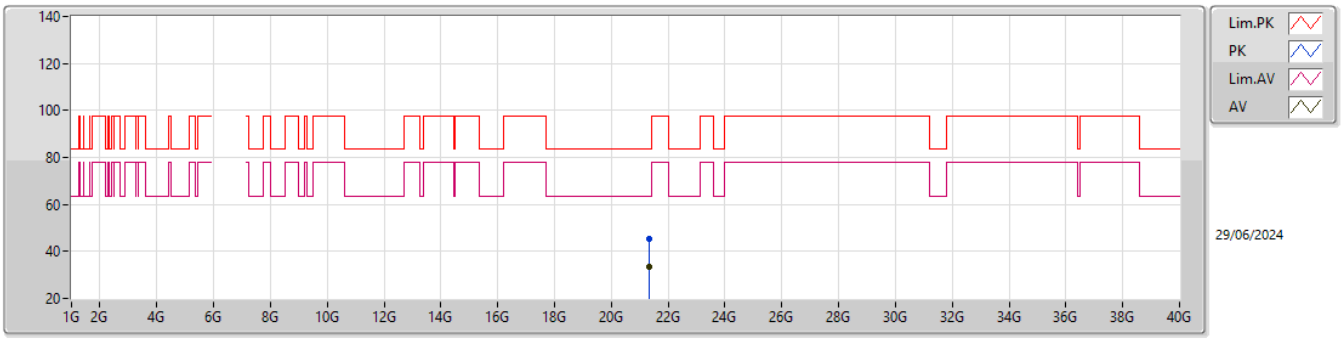

EUT Z_2TX
setting 4
02-H-G-4

Type	Freq	Level	Limit	Margin	Raw	Dist	Condition	Azimuth	Height	Comment	AF	CL	PA
	(Hz)	(dBuV/m)	(dBuV/m)	(dB)	(dBuV)	(m)		(°)	(m)		(dB)	(dB)	(dB)
PK	21.34515G	45.36	83.54	-38.18	39.61	1	Horizontal	63	2.65	-	38.31	16.28	48.84
AV	21.34989G	33.34	63.54	-30.20	27.60	1	Horizontal	63	2.65	-	38.30	16.28	48.84

5.925-6.425GHz_802.11be EHT40-BF_Nss1,(MCS0)_2TX

5965MHz_TX

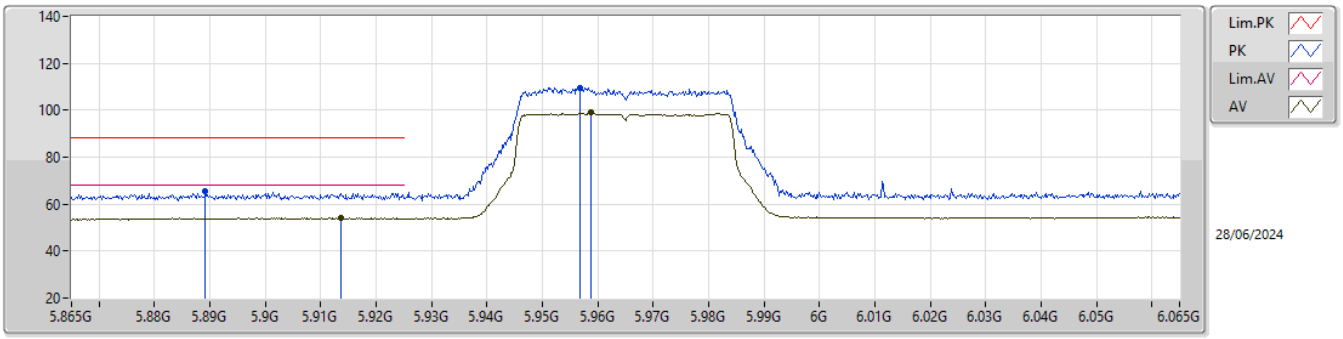

EUT Z_2TX
setting 16
02-H-P-5-10

Type	Freq	Level	Limit	Margin	Raw	Dist	Condition	Azimuth	Height	Comment	AF	CL	PA
	(Hz)	(dBuV/m)	(dBuV/m)	(dB)	(dBuV)	(m)		(°)	(m)		(dB)	(dB)	(dB)
PK	5.8892G	65.40	88.20	-22.80	53.39	3	Vertical	243.4	1.02	-	34.16	8.99	31.14
RMS	5.9136G	54.03	68.20	-14.17	42.00	3	Vertical	243.4	1.02	-	34.20	8.98	31.15
PK	5.9568G	109.72	Inf	-Inf	97.72	3	Vertical	243.4	1.02	-	34.21	8.96	31.17
RMS	5.9588G	99.01	Inf	-Inf	87.00	3	Vertical	243.4	1.02	-	34.22	8.96	31.17

5.925-6.425GHz_802.11be EHT40-BF_Nss1,(MCS0)_2TX

5965MHz_TX

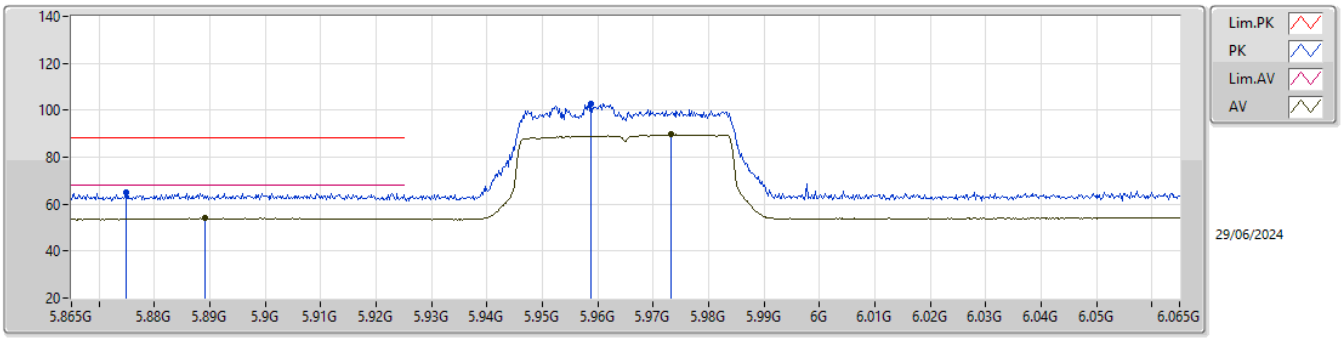

EUT Z_2TX
setting 16
02-H-P-5-10

Type	Freq	Level	Limit	Margin	Raw	Dist	Condition	Azimuth	Height	Comment	AF	CL	PA
	(Hz)	(dBuV/m)	(dBuV/m)	(dB)	(dBuV)	(m)		(°)	(m)		(dB)	(dB)	(dB)
PK	5.8748G	65.16	88.20	-23.04	53.19	3	Horizontal	103.5	1.22	-	34.10	9.00	31.13
RMS	5.889G	53.97	68.20	-14.23	41.96	3	Horizontal	103.5	1.22	-	34.16	8.99	31.14
PK	5.9588G	102.55	Inf	-Inf	90.54	3	Horizontal	103.5	1.22	-	34.22	8.96	31.17
RMS	5.9732G	89.74	Inf	-Inf	77.72	3	Horizontal	103.5	1.22	-	34.25	8.95	31.18

5.925-6.425GHz_802.11be EHT40-BF_Nss1,(MCS0)_2TX

5965MHz_TX

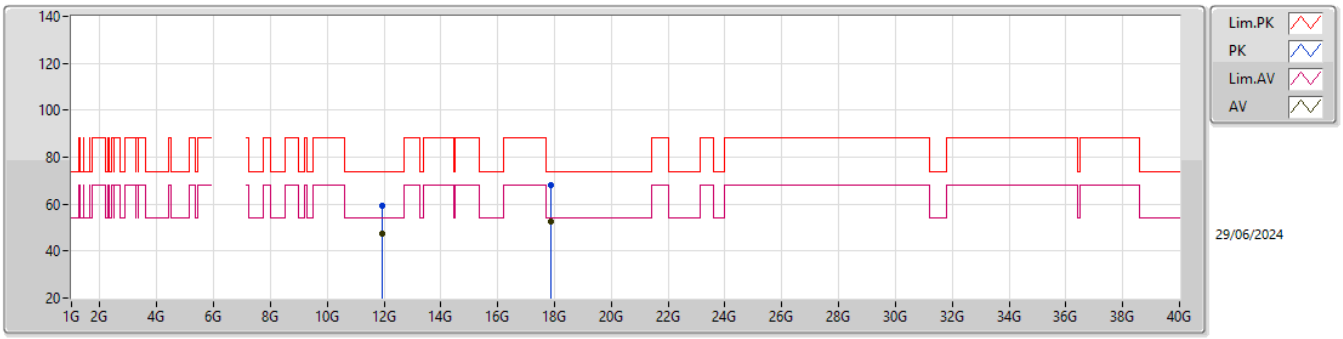

EUT Z_2TX
setting 16
02-H-G-4

Type	Freq	Level	Limit	Margin	Raw	Dist	Condition	Azimuth	Height	Comment	AF	CL	PA
	(Hz)	(dBuV/m)	(dBuV/m)	(dB)	(dBuV)	(m)		(°)	(m)		(dB)	(dB)	(dB)
PK	11.92942G	59.29	74.00	-14.71	39.39	3	Vertical	278	2.70	-	39.34	11.96	31.40
AV	11.92534G	47.40	54.00	-6.60	27.50	3	Vertical	278	2.70	-	39.35	11.96	31.41
PK	17.89109G	68.01	74.00	-5.99	39.70	3	Vertical	338	2.34	-	46.88	13.82	32.39
AV	17.89071G	52.36	54.00	-1.64	24.05	3	Vertical	338	2.34	-	46.88	13.82	32.39

5.925-6.425GHz_802.11be EHT40-BF_Nss1,(MCS0)_2TX

5965MHz_TX

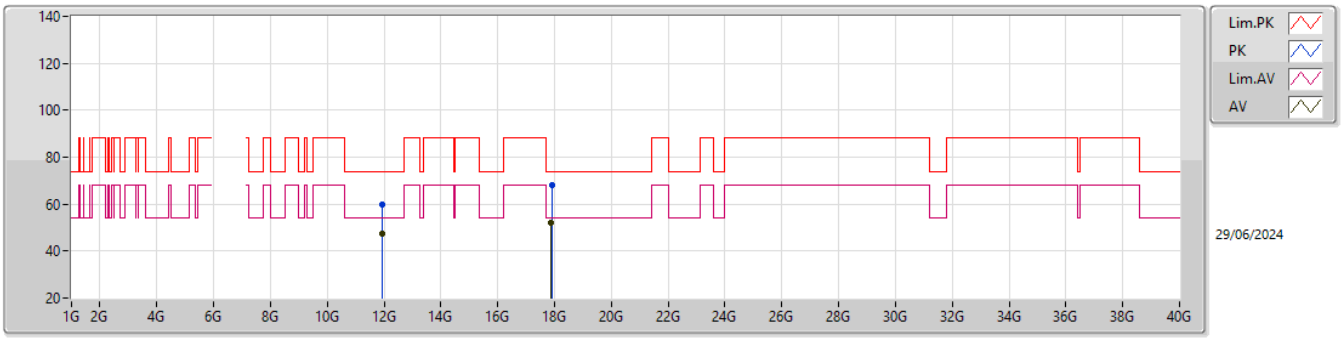

EUT Z_2TX
setting 16
02-H-G-4

Type	Freq	Level	Limit	Margin	Raw	Dist	Condition	Azimuth	Height	Comment	AF	CL	PA
	(Hz)	(dBuV/m)	(dBuV/m)	(dB)	(dBuV)	(m)		(°)	(m)		(dB)	(dB)	(dB)
PK	11.92559G	59.61	74.00	-14.39	39.71	3	Horizontal	140	1.49	-	39.35	11.96	31.41
AV	11.92908G	47.45	54.00	-6.55	27.55	3	Horizontal	140	1.49	-	39.34	11.96	31.40
PK	17.89585G	67.96	74.00	-6.04	39.64	3	Horizontal	40	1.03	-	46.89	13.82	32.39
AV	17.89072G	52.14	54.00	-1.86	23.83	3	Horizontal	40	1.03	-	46.88	13.82	32.39

5.925-6.425GHz_802.11be EHT40-BF_Nss1,(MCS0)_2TX

5965MHz_TX

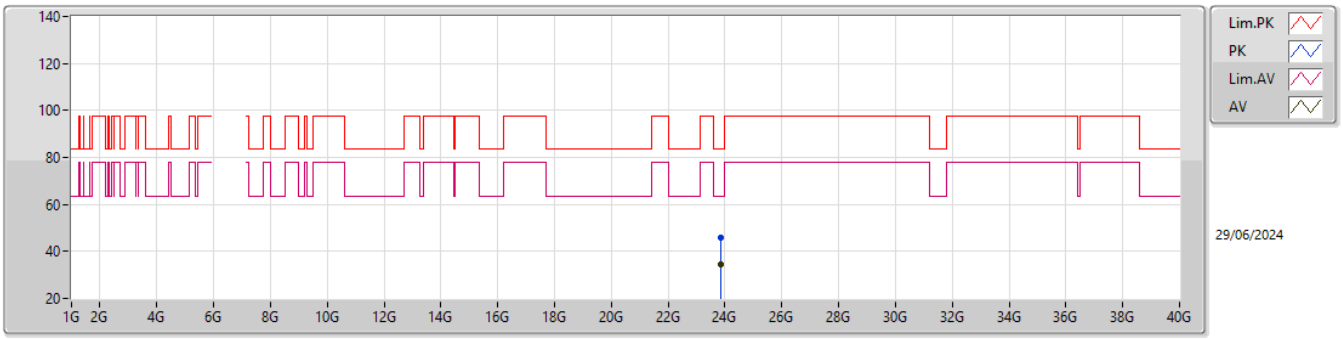

EUT Z_2TX
setting 16
02-H-G-4

Type	Freq	Level	Limit	Margin	Raw	Dist	Condition	Azimuth	Height	Comment	AF	CL	PA
	(Hz)	(dBuV/m)	(dBuV/m)	(dB)	(dBuV)	(m)		(°)	(m)		(dB)	(dB)	(dB)
PK	23.85593G	46.10	83.54	-37.44	37.10	1	Vertical	193	2.65	-	38.80	17.36	47.16
AV	23.85857G	34.32	63.54	-29.22	25.32	1	Vertical	193	2.65	-	38.80	17.36	47.16

5.925-6.425GHz_802.11be EHT40-BF_Nss1,(MCS0)_2TX

5965MHz_TX

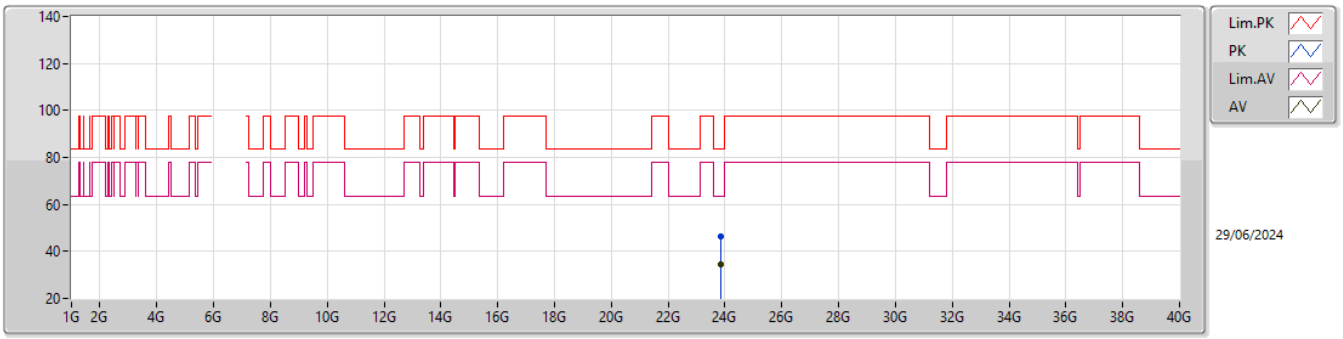

EUT Z_2TX
setting 16
02-H-G-4

Type	Freq	Level	Limit	Margin	Raw	Dist	Condition	Azimuth	Height	Comment	AF	CL	PA
	(Hz)	(dBuV/m)	(dBuV/m)	(dB)	(dBuV)	(m)		(°)	(m)		(dB)	(dB)	(dB)
PK	23.85539G	46.51	83.54	-37.03	37.51	1	Horizontal	334	1.71	-	38.80	17.36	47.16
AV	23.86044G	34.30	63.54	-29.24	25.30	1	Horizontal	334	1.71	-	38.80	17.36	47.16

5.925-6.425GHz_802.11be EHT40-BF_Nss1,(MCS0)_2TX

6165MHz_TX

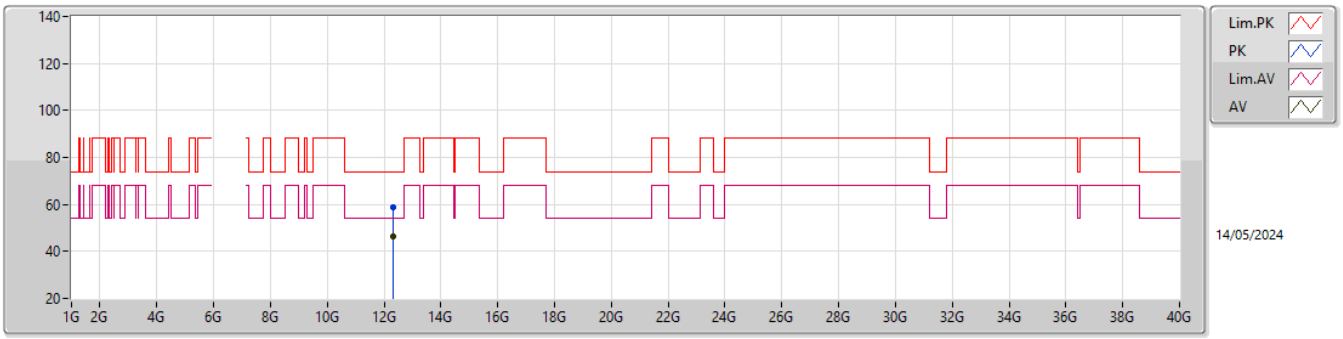

EUT Z_2TX
setting 19
02-H-G-4

Type	Freq	Level	Limit	Margin	Raw	Dist	Condition	Azimuth	Height	Comment	AF	CL	PA
	(Hz)	(dBuV/m)	(dBuV/m)	(dB)	(dBuV)	(m)		(°)	(m)		(dB)	(dB)	(dB)
PK	12.33253G	58.74	74.00	-15.26	39.19	3	Vertical	185	2.26	-	38.77	12.07	31.29
AV	12.32736G	46.61	54.00	-7.39	27.08	3	Vertical	185	2.26	-	38.75	12.07	31.29

5.925-6.425GHz_802.11be EHT40-BF_Nss1,(MCS0)_2TX

6165MHz_TX

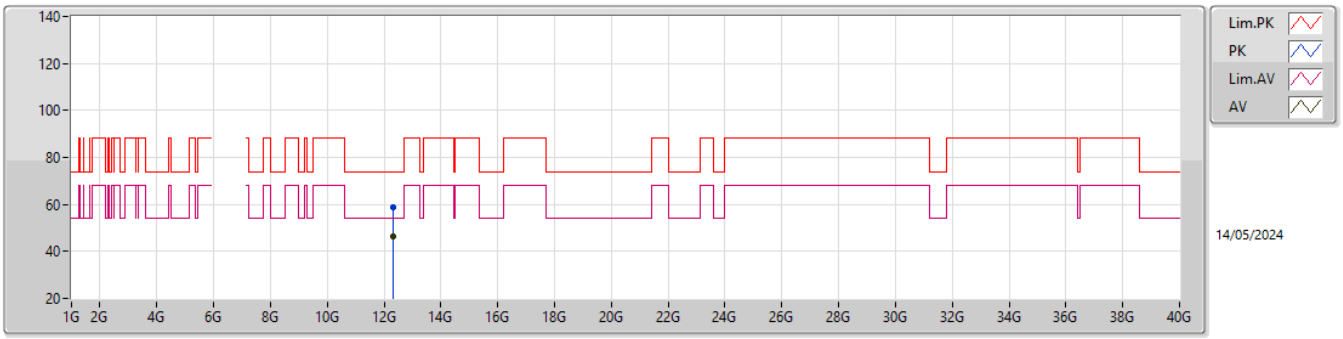

EUT Z_2TX
setting 19
02-H-G-4

Type	Freq	Level	Limit	Margin	Raw	Dist	Condition	Azimuth	Height	Comment	AF	CL	PA
	(Hz)	(dBuV/m)	(dBuV/m)	(dB)	(dBuV)	(m)		(°)	(m)		(dB)	(dB)	(dB)
PK	12.33003G	58.81	74.00	-15.19	39.27	3	Horizontal	182	1.87	-	38.76	12.07	31.29
AV	12.32882G	46.55	54.00	-7.45	27.01	3	Horizontal	182	1.87	-	38.76	12.07	31.29

5.925-6.425GHz_802.11be EHT40-BF_Nss1,(MCS0)_2TX

6165MHz_TX

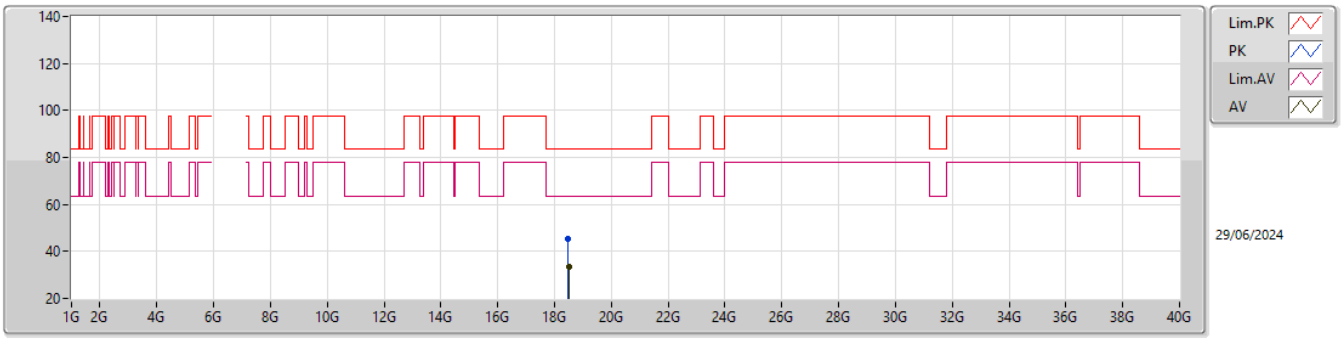

EUT Z_2TX
setting 19
02-H-G-4

Type	Freq	Level	Limit	Margin	Raw	Dist	Condition	Azimuth	Height	Comment	AF	CL	PA
	(Hz)	(dBuV/m)	(dBuV/m)	(dB)	(dBuV)	(m)		(°)	(m)		(dB)	(dB)	(dB)
PK	18.49044G	45.20	83.54	-38.34	41.74	1	Vertical	172	2.74	-	37.86	15.28	49.68
AV	18.49929G	33.24	63.54	-30.30	29.74	1	Vertical	172	2.74	-	37.90	15.28	49.68

5.925-6.425GHz_802.11be EHT40-BF_Nss1,(MCS0)_2TX

6165MHz_TX

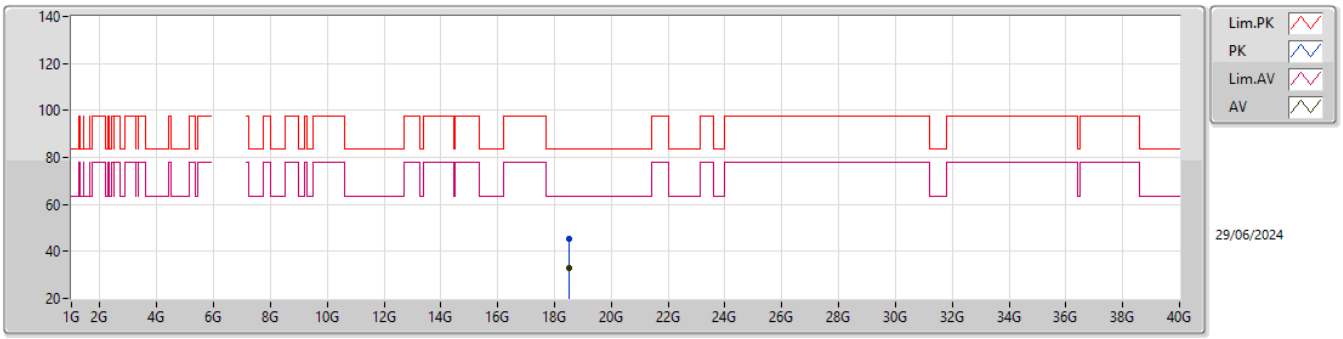

EUT Z_2TX
setting 19
02-H-G-4

Type	Freq	Level	Limit	Margin	Raw	Dist	Condition	Azimuth	Height	Comment	AF	CL	PA
	(Hz)	(dBuV/m)	(dBuV/m)	(dB)	(dBuV)	(m)		(°)	(m)		(dB)	(dB)	(dB)
PK	18.49576G	45.48	83.54	-38.06	42.00	1	Horizontal	187	2.34	-	37.88	15.28	49.68
AV	18.49877G	33.16	63.54	-30.38	29.66	1	Horizontal	187	2.34	-	37.90	15.28	49.68

5.925-6.425GHz_802.11be EHT40-BF_Nss1,(MCS0)_2TX

6405MHz_TX

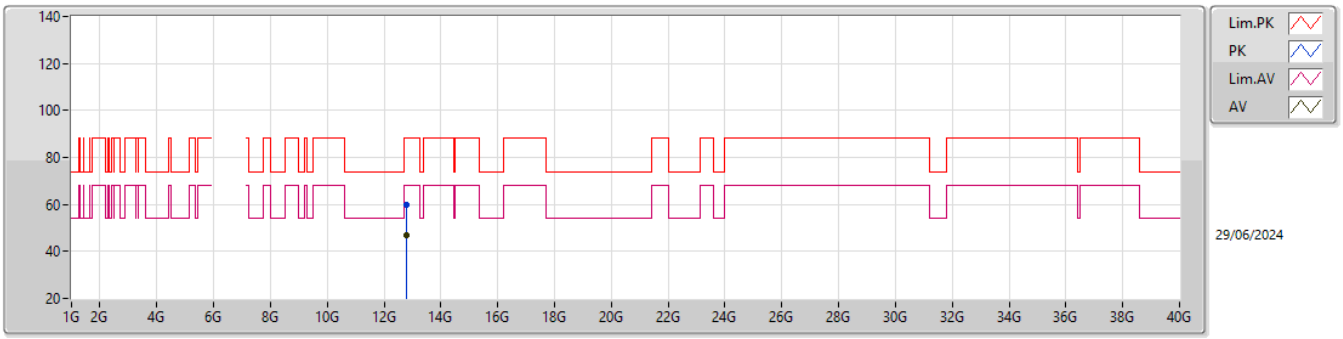

EUT Z_2TX
setting 16
02-H-G-4

Type	Freq	Level	Limit	Margin	Raw	Dist	Condition	Azimuth	Height	Comment	AF	CL	PA
	(Hz)	(dBuV/m)	(dBuV/m)	(dB)	(dBuV)	(m)		(°)	(m)		(dB)	(dB)	(dB)
PK	12.80856G	59.61	88.20	-28.59	40.08	3	Vertical	165	1.80	-	38.92	12.17	31.56
RMS	12.80539G	47.03	68.20	-21.17	27.51	3	Vertical	165	1.80	-	38.91	12.17	31.56

5.925-6.425GHz_802.11be EHT40-BF_Nss1,(MCS0)_2TX

6405MHz_TX

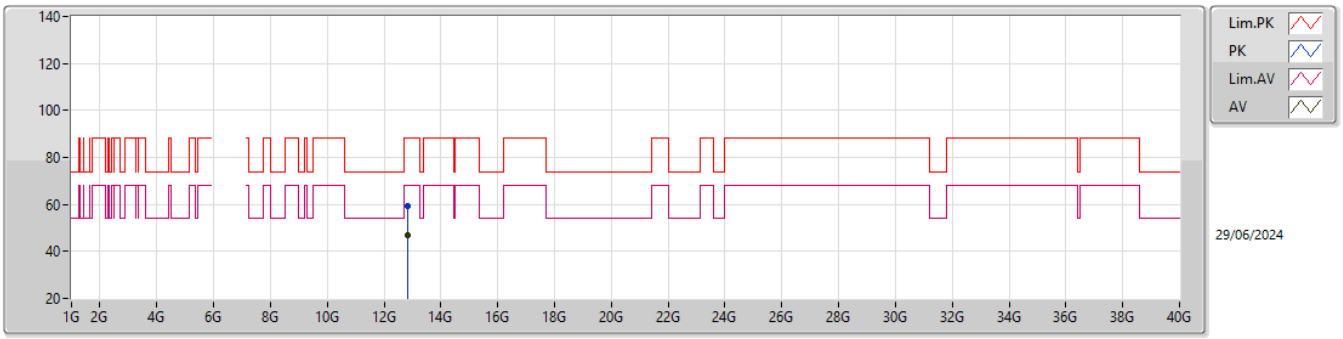

EUT Z_2TX
setting 16
02-H-G-4

Type	Freq	Level	Limit	Margin	Raw	Dist	Condition	Azimuth	Height	Comment	AF	CL	PA
	(Hz)	(dBuV/m)	(dBuV/m)	(dB)	(dBuV)	(m)		(°)	(m)		(dB)	(dB)	(dB)
PK	12.81383G	59.16	88.20	-29.04	39.62	3	Horizontal	28	2.45	-	38.93	12.17	31.56
RMS	12.81185G	47.13	68.20	-21.07	27.60	3	Horizontal	28	2.45	-	38.92	12.17	31.56

5.925-6.425GHz_802.11be EHT40-BF_Nss1,(MCS0)_2TX

6405MHz_TX

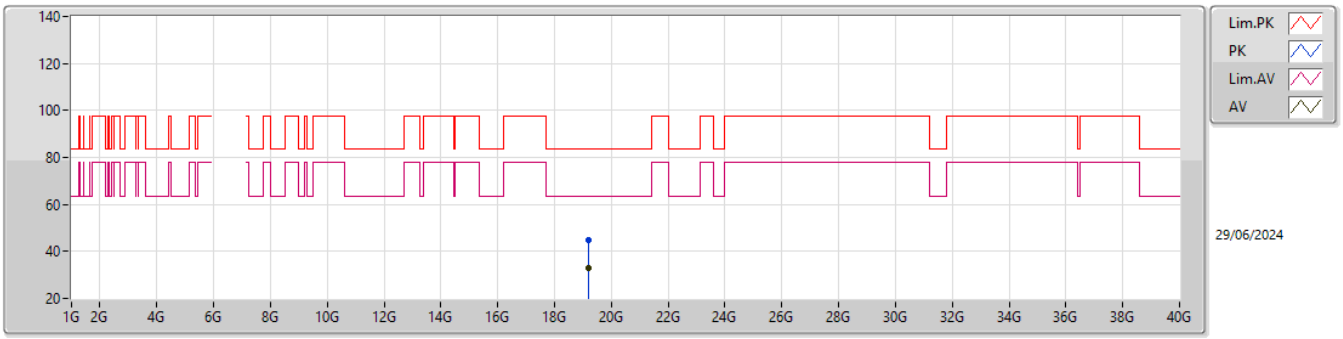

EUT Z_2TX
setting 16
02-H-G-4

Type	Freq	Level	Limit	Margin	Raw	Dist	Condition	Azimuth	Height	Comment	AF	CL	PA
	(Hz)	(dBuV/m)	(dBuV/m)	(dB)	(dBuV)	(m)		(°)	(m)		(dB)	(dB)	(dB)
PK	19.21605G	44.65	83.54	-38.89	40.93	1	Vertical	97	1.60	-	37.97	15.24	49.49
AV	19.21202G	32.82	63.54	-30.72	29.08	1	Vertical	97	1.60	-	37.98	15.24	49.48

5.925-6.425GHz_802.11be EHT40-BF_Nss1,(MCS0)_2TX

6405MHz_TX

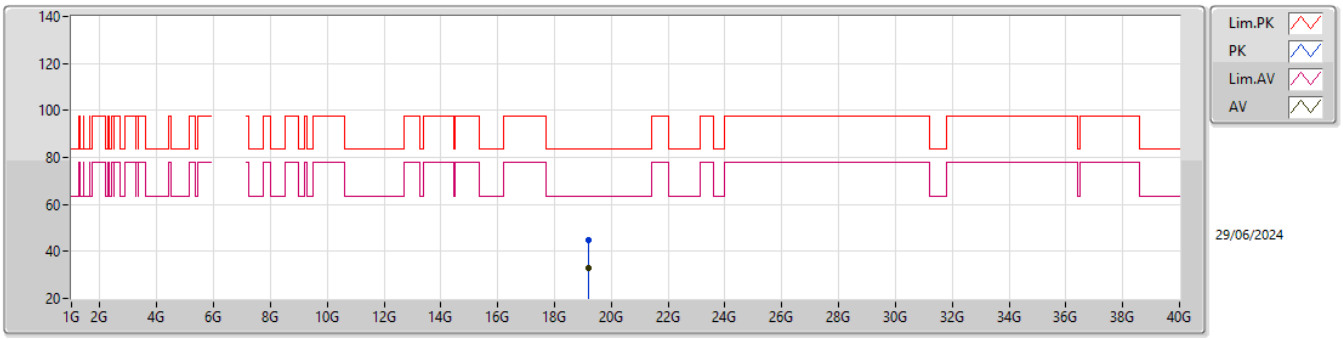

EUT Z_2TX
setting 16
02-H-G-4

Type	Freq	Level	Limit	Margin	Raw	Dist	Condition	Azimuth	Height	Comment	AF	CL	PA
	(Hz)	(dBuV/m)	(dBuV/m)	(dB)	(dBuV)	(m)		(°)	(m)		(dB)	(dB)	(dB)
PK	19.21299G	44.83	83.54	-38.71	41.10	1	Horizontal	69	2.98	-	37.97	15.24	49.48
AV	19.21544G	32.86	63.54	-30.68	29.14	1	Horizontal	69	2.98	-	37.97	15.24	49.49

6.425-6.525GHz_802.11be EHT40-BF_Nss1,(MCS0)_2TX

6445MHz_TX

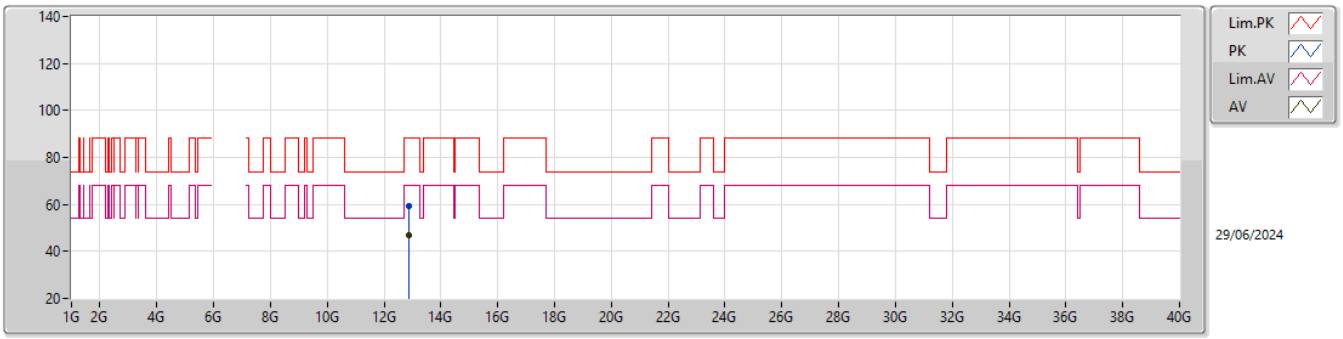

EUT Z_2TX
setting 18
02-H-G-4

Type	Freq	Level	Limit	Margin	Raw	Dist	Condition	Azimuth	Height	Comment	AF	CL	PA
	(Hz)	(dBuV/m)	(dBuV/m)	(dB)	(dBuV)	(m)		(°)	(m)		(dB)	(dB)	(dB)
PK	12.89482G	59.20	88.20	-29.00	39.56	3	Vertical	280	2.60	-	39.09	12.18	31.63
RMS	12.88804G	46.65	88.20	-41.55	27.02	3	Vertical	280	2.60	-	39.08	12.18	31.63

6.425-6.525GHz_802.11be EHT40-BF_Nss1,(MCS0)_2TX

6445MHz_TX

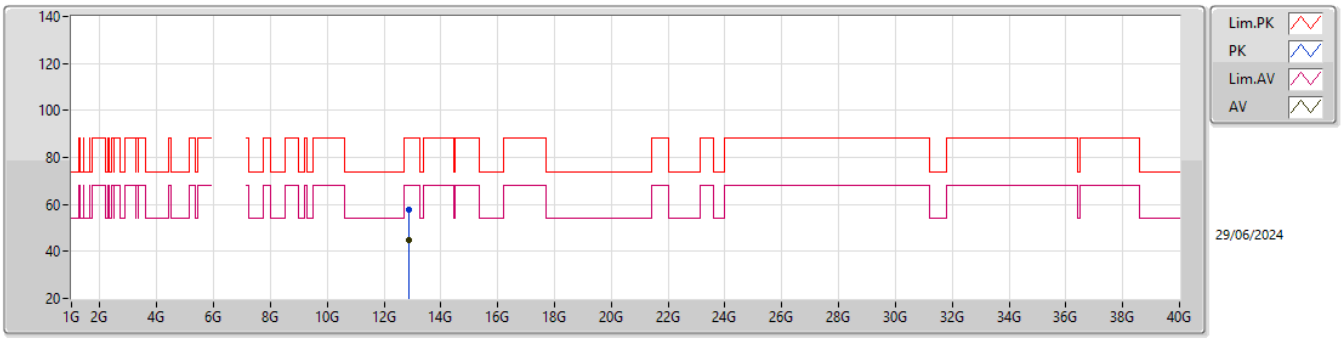

EUT Z_2TX
setting 18
02-H-G-4

Type	Freq	Level	Limit	Margin	Raw	Dist	Condition	Azimuth	Height	Comment	AF	CL	PA
	(Hz)	(dBuV/m)	(dBuV/m)	(dB)	(dBuV)	(m)		(°)	(m)		(dB)	(dB)	(dB)
PK	12.88673G	57.60	88.20	-30.60	39.48	3	Horizontal	231	2.94	-	39.47	11.21	32.56
RMS	12.89254G	45.08	68.20	-23.12	26.93	3	Horizontal	231	2.94	-	39.49	11.22	32.56

6.425-6.525GHz_802.11be EHT40-BF_Nss1,(MCS0)_2TX

6445MHz_TX

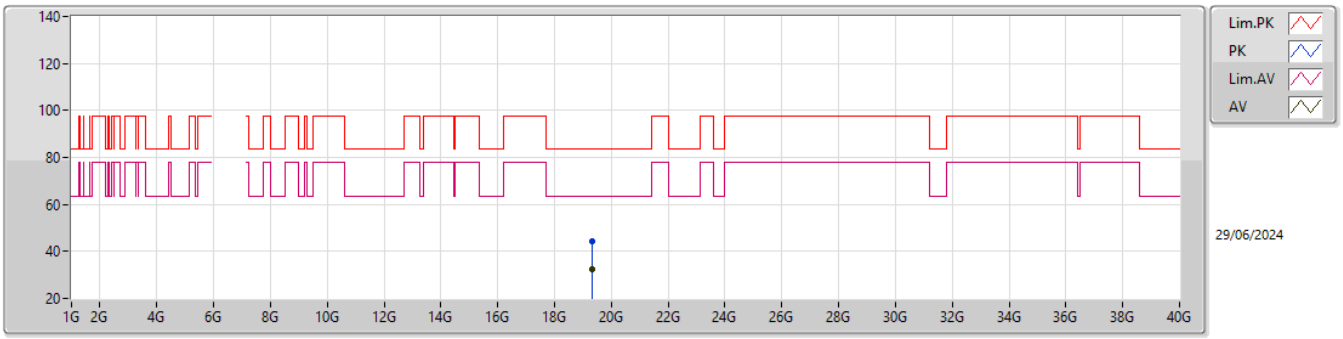

EUT Z_2TX
setting 18
02-H-G-4

Type	Freq	Level	Limit	Margin	Raw	Dist	Condition	Azimuth	Height	Comment	AF	CL	PA
	(Hz)	(dBuV/m)	(dBuV/m)	(dB)	(dBuV)	(m)		(°)	(m)		(dB)	(dB)	(dB)
PK	19.33607G	44.26	83.54	-39.28	40.74	1	Vertical	24	2.98	-	37.86	15.23	49.57
AV	19.33968G	32.30	63.54	-31.24	28.80	1	Vertical	24	2.98	-	37.84	15.23	49.57

6.425-6.525GHz_802.11be EHT40-BF_Nss1,(MCS0)_2TX

6445MHz_TX

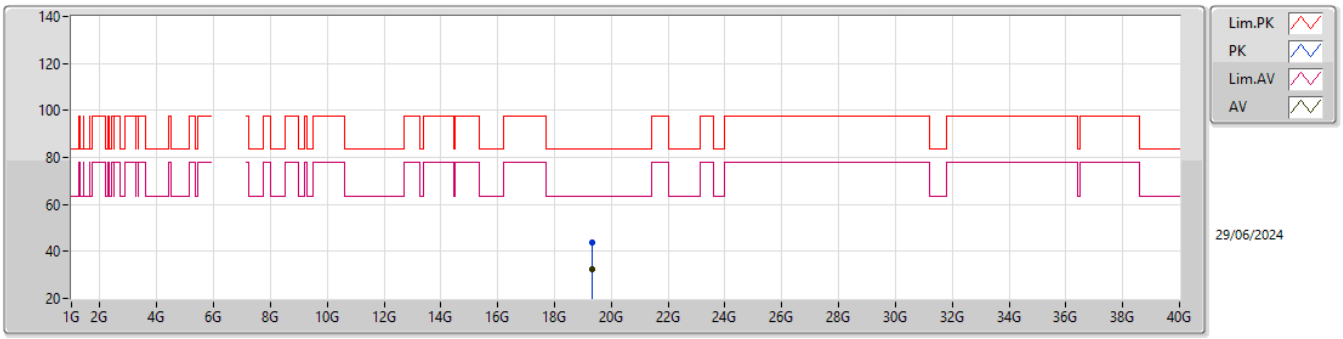

EUT Z_2TX
setting 18
02-H-G-4

Type	Freq	Level	Limit	Margin	Raw	Dist	Condition	Azimuth	Height	Comment	AF	CL	PA
	(Hz)	(dBuV/m)	(dBuV/m)	(dB)	(dBuV)	(m)		(°)	(m)		(dB)	(dB)	(dB)
PK	19.33981G	43.86	83.54	-39.68	40.36	1	Horizontal	57	1.93	-	37.84	15.23	49.57
AV	19.33493G	32.38	63.54	-31.16	28.86	1	Horizontal	57	1.93	-	37.86	15.23	49.57

6.425-6.525GHz_802.11be EHT40-BF_Nss1,(MCS0)_2TX

6485MHz_TX

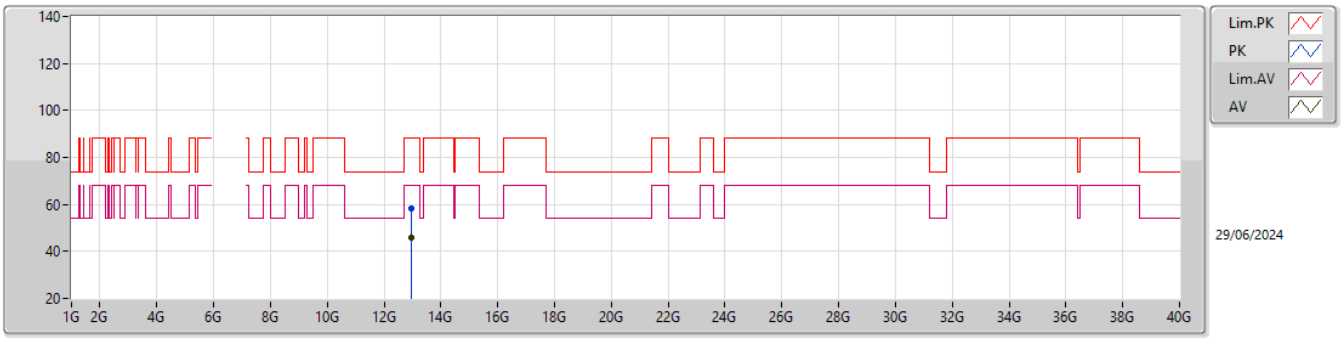

EUT Z_2TX
setting 17
02-H-G-4

Type	Freq	Level	Limit	Margin	Raw	Dist	Condition	Azimuth	Height	Comment	AF	CL	PA
	(Hz)	(dBuV/m)	(dBuV/m)	(dB)	(dBuV)	(m)		(°)	(m)		(dB)	(dB)	(dB)
PK	12.96804G	58.11	88.20	-30.09	38.26	3	Vertical	94	1.11	-	39.34	12.20	31.69
RMS	12.96809G	45.86	68.20	-22.34	26.01	3	Vertical	94	1.11	-	39.34	12.20	31.69

6.425-6.525GHz_802.11be EHT40-BF_Nss1,(MCS0)_2TX

6485MHz_TX

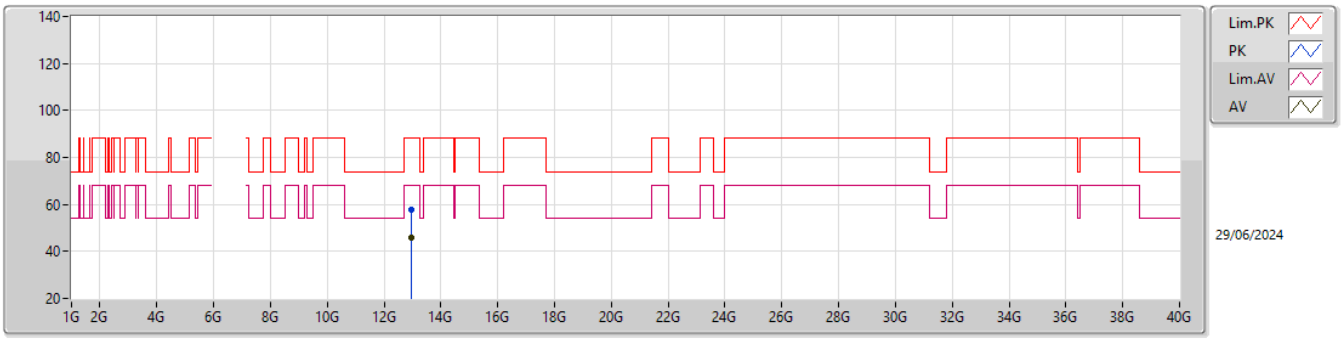

EUT Z_2TX
setting 17
02-H-G-4

Type	Freq	Level	Limit	Margin	Raw	Dist	Condition	Azimuth	Height	Comment	AF	CL	PA
	(Hz)	(dBuV/m)	(dBuV/m)	(dB)	(dBuV)	(m)		(°)	(m)		(dB)	(dB)	(dB)
PK	12.97414G	57.80	88.20	-30.40	37.95	3	Horizontal	72	2.83	-	39.35	12.20	31.70
RMS	12.96814G	45.95	68.20	-22.25	26.10	3	Horizontal	72	2.83	-	39.34	12.20	31.69

6.425-6.525GHz_802.11be EHT40-BF_Nss1,(MCS0)_2TX

6485MHz_TX

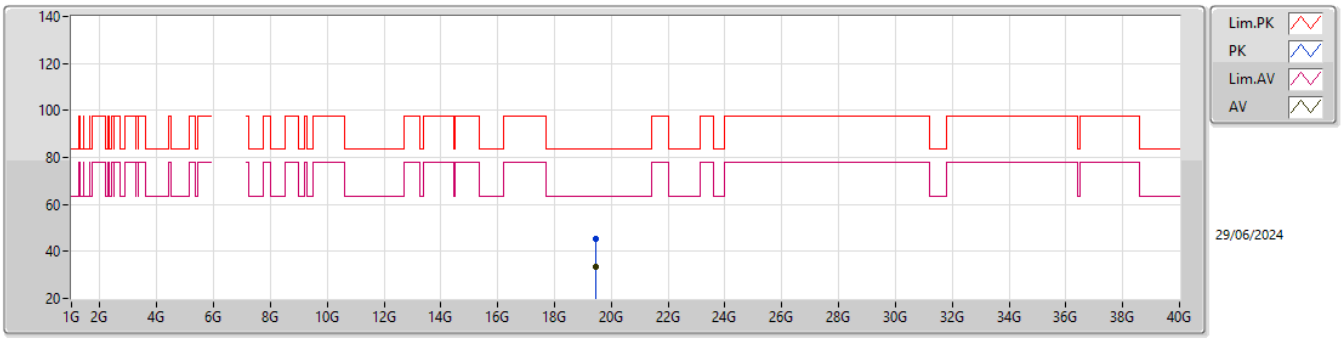

EUT Z_2TX
setting 17
02-H-G-4

Type	Freq	Level	Limit	Margin	Raw	Dist	Condition	Azimuth	Height	Comment	AF	CL	PA
	(Hz)	(dBuV/m)	(dBuV/m)	(dB)	(dBuV)	(m)		(°)	(m)		(dB)	(dB)	(dB)
PK	19.45614G	45.26	83.54	-38.28	41.86	1	Vertical	46	2.20	-	37.82	15.23	49.65
AV	19.45497G	33.36	63.54	-30.18	29.96	1	Vertical	46	2.20	-	37.82	15.23	49.65

6.425-6.525GHz_802.11be EHT40-BF_Nss1,(MCS0)_2TX

6485MHz_TX

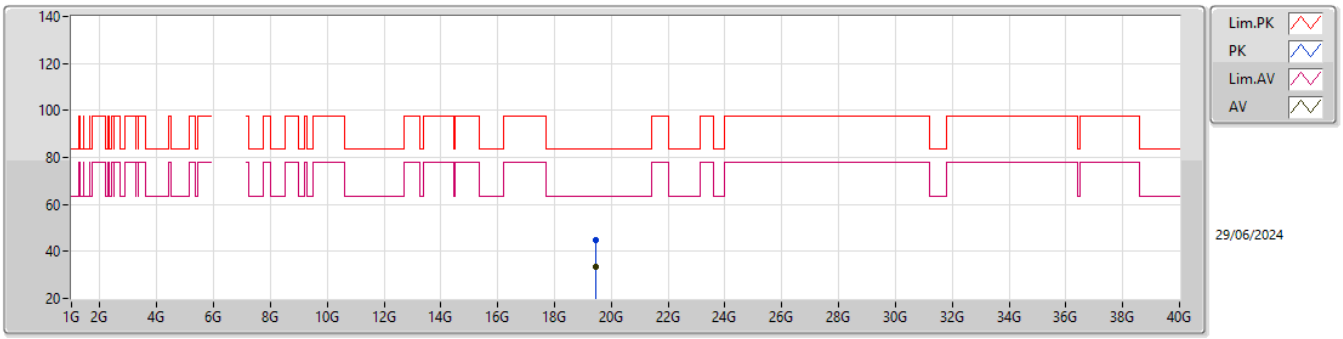

EUT Z_2TX
setting 17
02-H-G-4

Type	Freq	Level	Limit	Margin	Raw	Dist	Condition	Azimuth	Height	Comment	AF	CL	PA
	(Hz)	(dBuV/m)	(dBuV/m)	(dB)	(dBuV)	(m)		(°)	(m)		(dB)	(dB)	(dB)
PK	19.45711G	45.03	83.54	-38.51	41.62	1	Horizontal	187	2.77	-	37.83	15.23	49.65
AV	19.45954G	33.30	63.54	-30.24	29.88	1	Horizontal	187	2.77	-	37.84	15.23	49.65

6.425-6.525GHz_802.11be EHT40-BF_Nss1,(MCS0)_2TX

6525MHz Straddle 6.425-6.525GHz_TX

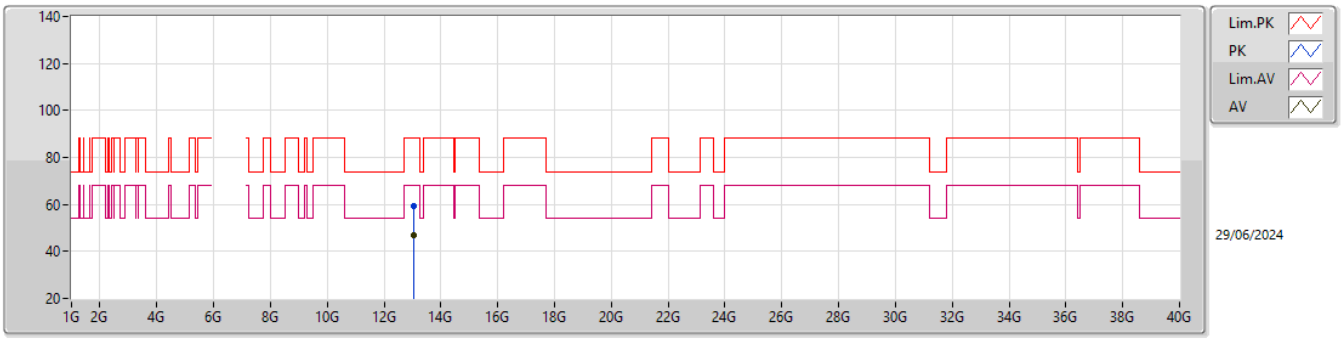

EUT Z_2TX
setting 18
02-H-G-4

Type	Freq	Level	Limit	Margin	Raw	Dist	Condition	Azimuth	Height	Comment	AF	CL	PA
	(Hz)	(dBuV/m)	(dBuV/m)	(dB)	(dBuV)	(m)		(°)	(m)		(dB)	(dB)	(dB)
PK	13.05452G	59.48	88.20	-28.72	39.62	3	Vertical	27	2.97	-	39.42	12.22	31.78
RMS	13.04718G	47.05	68.20	-21.15	27.21	3	Vertical	27	2.97	-	39.40	12.21	31.77

6.425-6.525GHz_802.11be EHT40-BF_Nss1,(MCS0)_2TX

6525MHz Straddle 6.425-6.525GHz_TX

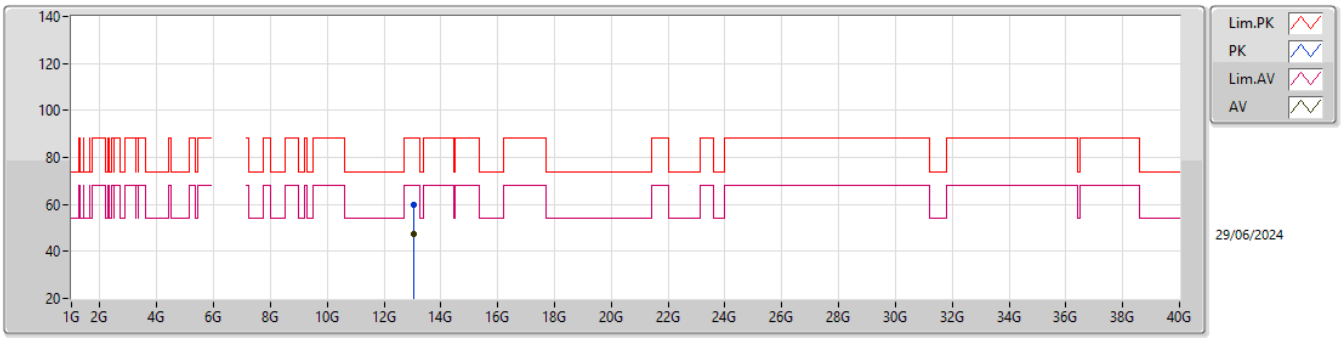

EUT Z_2TX
setting 18
02-H-G-4

Type	Freq	Level	Limit	Margin	Raw	Dist	Condition	Azimuth	Height	Comment	AF	CL	PA
	(Hz)	(dBuV/m)	(dBuV/m)	(dB)	(dBuV)	(m)		(°)	(m)		(dB)	(dB)	(dB)
PK	13.05131G	59.78	88.20	-28.42	39.92	3	Horizontal	294	2.73	-	39.41	12.22	31.77
RMS	13.05042G	47.18	68.20	-21.02	27.34	3	Horizontal	294	2.73	-	39.40	12.21	31.77

6.425-6.525GHz_802.11be EHT40-BF_Nss1,(MCS0)_2TX

6525MHz Straddle 6.425-6.525GHz_TX

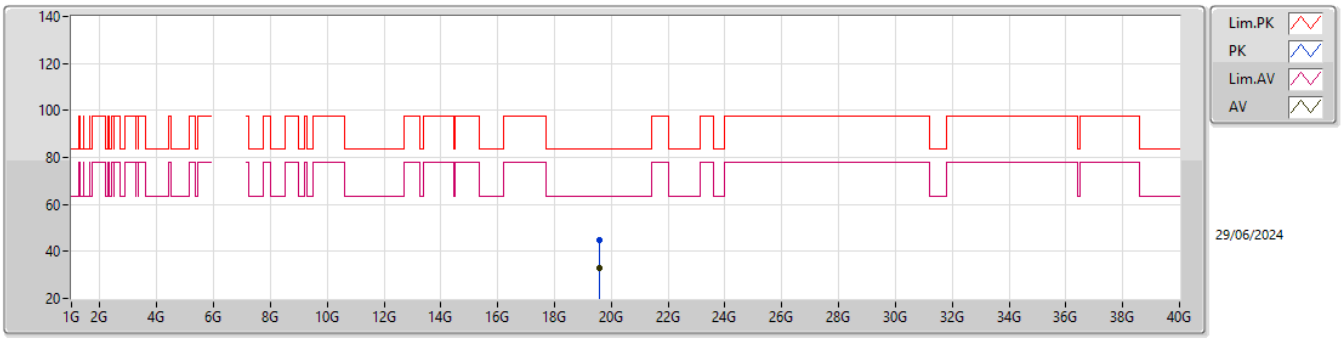

EUT Z_2TX
setting 18
02-H-G-4

Type	Freq	Level	Limit	Margin	Raw	Dist	Condition	Azimuth	Height	Comment	AF	CL	PA
	(Hz)	(dBuV/m)	(dBuV/m)	(dB)	(dBuV)	(m)		(°)	(m)		(dB)	(dB)	(dB)
PK	19.57944G	44.79	83.54	-38.75	41.26	1	Vertical	155	2.59	-	37.92	15.22	49.61
AV	19.57242G	32.79	63.54	-30.75	29.22	1	Vertical	155	2.59	-	37.97	15.22	49.62

6.425-6.525GHz_802.11be EHT40-BF_Nss1,(MCS0)_2TX

6525MHz Straddle 6.425-6.525GHz_TX

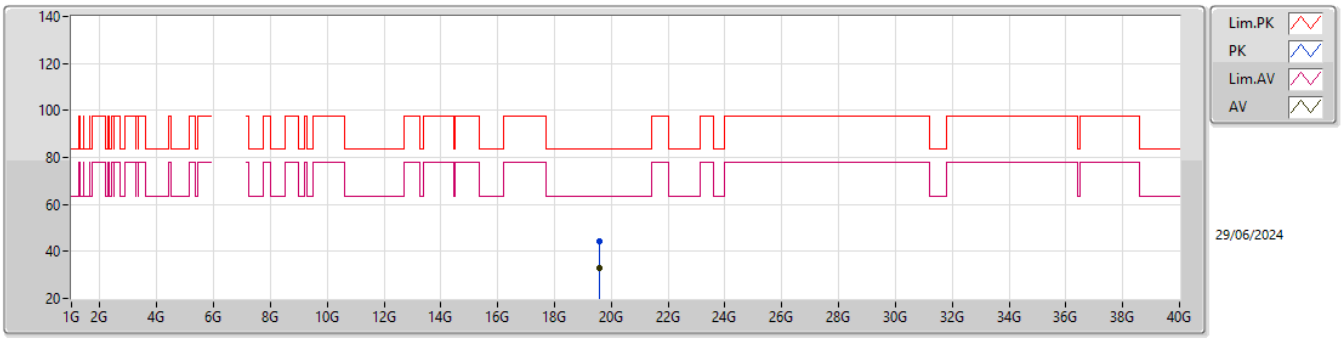

EUT Z_2TX
setting 18
02-H-G-4

Type	Freq	Level	Limit	Margin	Raw	Dist	Condition	Azimuth	Height	Comment	AF	CL	PA
	(Hz)	(dBuV/m)	(dBuV/m)	(dB)	(dBuV)	(m)		(°)	(m)		(dB)	(dB)	(dB)
PK	19.57311G	44.36	83.54	-39.18	40.80	1	Horizontal	173	1.88	-	37.96	15.22	49.62
AV	19.57002G	32.90	63.54	-30.64	29.32	1	Horizontal	173	1.88	-	37.98	15.22	49.62

6.525-6.875GHz_802.11be EHT40-BF_Nss1,(MCS0)_2TX

6565MHz_TX

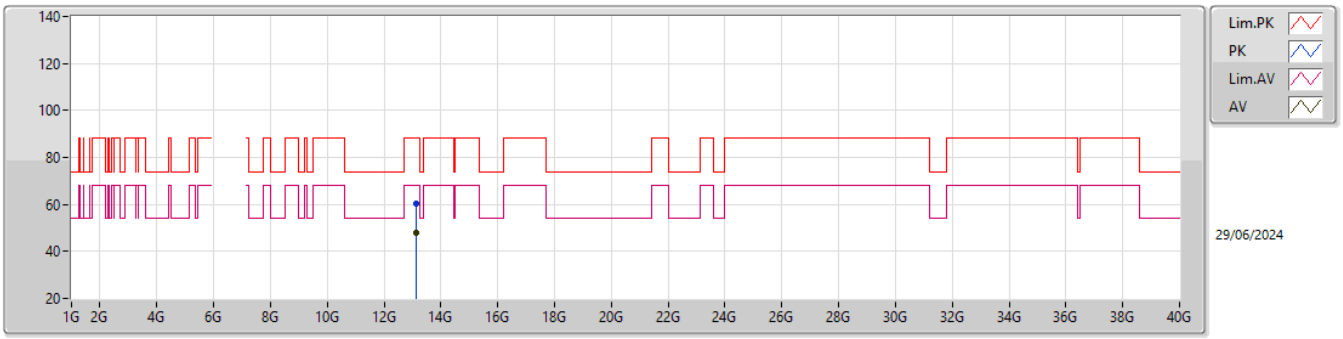

EUT Z_2TX
setting 18
02-H-G-4

Type	Freq	Level	Limit	Margin	Raw	Dist	Condition	Azimuth	Height	Comment	AF	CL	PA
	(Hz)	(dBuV/m)	(dBuV/m)	(dB)	(dBuV)	(m)		(°)	(m)		(dB)	(dB)	(dB)
PK	13.13461G	60.50	88.20	-27.70	40.46	3	Vertical	333	2.04	-	39.67	12.23	31.86
RMS	13.1305G	48.05	68.20	-20.15	28.02	3	Vertical	333	2.04	-	39.66	12.23	31.86

6.525-6.875GHz_802.11be EHT40-BF_Nss1,(MCS0)_2TX

6565MHz_TX

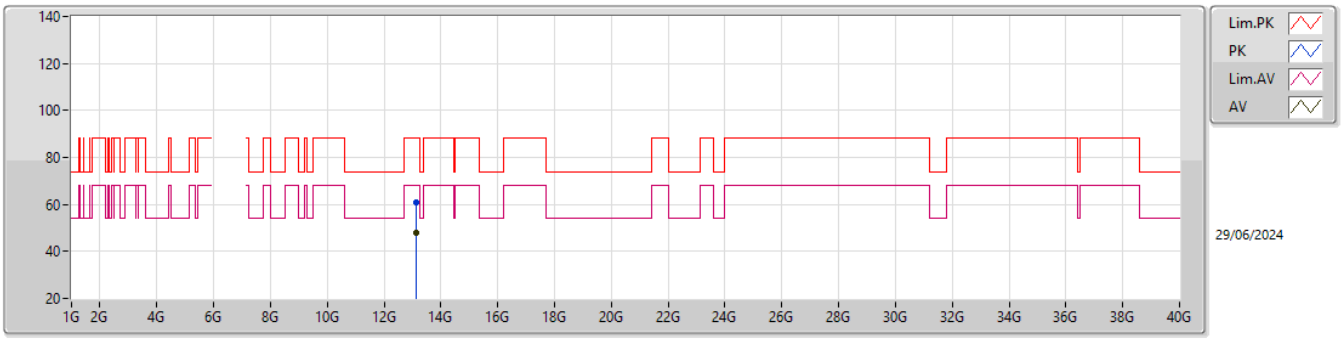

EUT Z_2TX
setting 18
02-H-G-4

Type	Freq	Level	Limit	Margin	Raw	Dist	Condition	Azimuth	Height	Comment	AF	CL	PA
	(Hz)	(dBuV/m)	(dBuV/m)	(dB)	(dBuV)	(m)		(°)	(m)		(dB)	(dB)	(dB)
PK	13.13189G	60.63	88.20	-27.57	40.60	3	Horizontal	284	1.89	-	39.66	12.23	31.86
RMS	13.13417G	47.97	68.20	-20.23	27.93	3	Horizontal	284	1.89	-	39.67	12.23	31.86

6.525-6.875GHz_802.11be EHT40-BF_Nss1,(MCS0)_2TX

6565MHz_TX

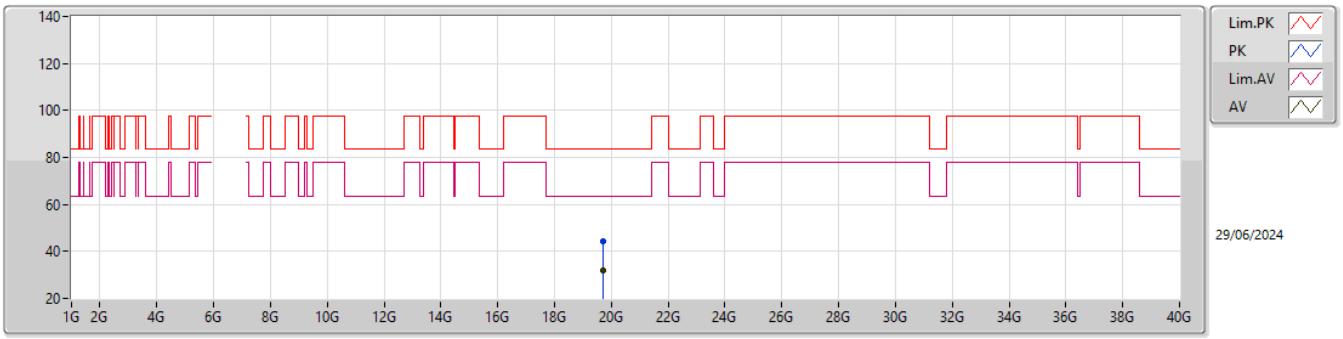

EUT Z_2TX
setting 18
02-H-G-4

Type	Freq	Level	Limit	Margin	Raw	Dist	Condition	Azimuth	Height	Comment	AF	CL	PA
	(Hz)	(dBuV/m)	(dBuV/m)	(dB)	(dBuV)	(m)		(°)	(m)		(dB)	(dB)	(dB)
PK	19.69055G	44.39	83.54	-39.15	40.83	1	Vertical	119	1.32	-	37.86	15.22	49.52
AV	19.69043G	32.01	63.54	-31.53	28.45	1	Vertical	119	1.32	-	37.86	15.22	49.52

6.525-6.875GHz_802.11be EHT40-BF_Nss1,(MCS0)_2TX

6565MHz_TX

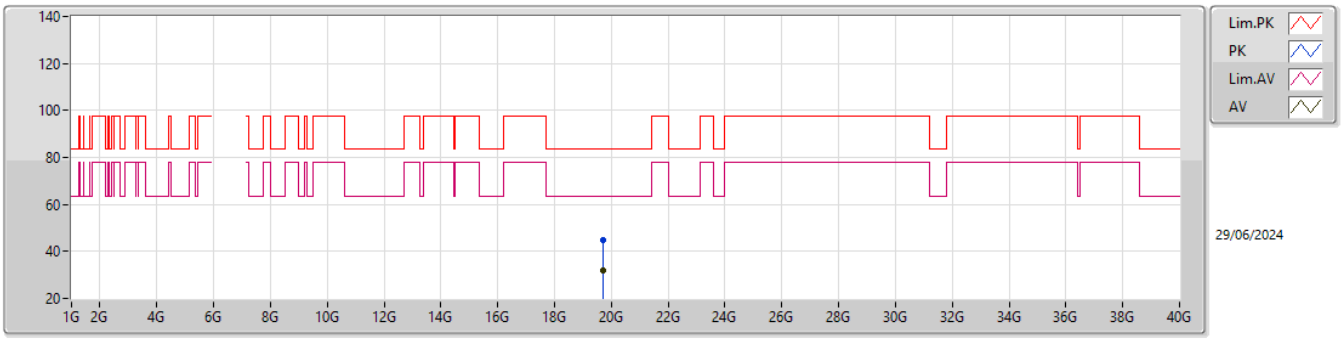

EUT Z_2TX
setting 18
02-H-G-4

Type	Freq	Level	Limit	Margin	Raw	Dist	Condition	Azimuth	Height	Comment	AF	CL	PA
	(Hz)	(dBuV/m)	(dBuV/m)	(dB)	(dBuV)	(m)		(°)	(m)		(dB)	(dB)	(dB)
PK	19.69818G	44.58	83.54	-38.96	41.07	1	Horizontal	171	1.80	-	37.81	15.22	49.52
AV	19.69378G	32.07	63.54	-31.47	28.53	1	Horizontal	171	1.80	-	37.84	15.22	49.52

6.525-6.875GHz_802.11be EHT40-BF_Nss1,(MCS0)_2TX

6685MHz_TX

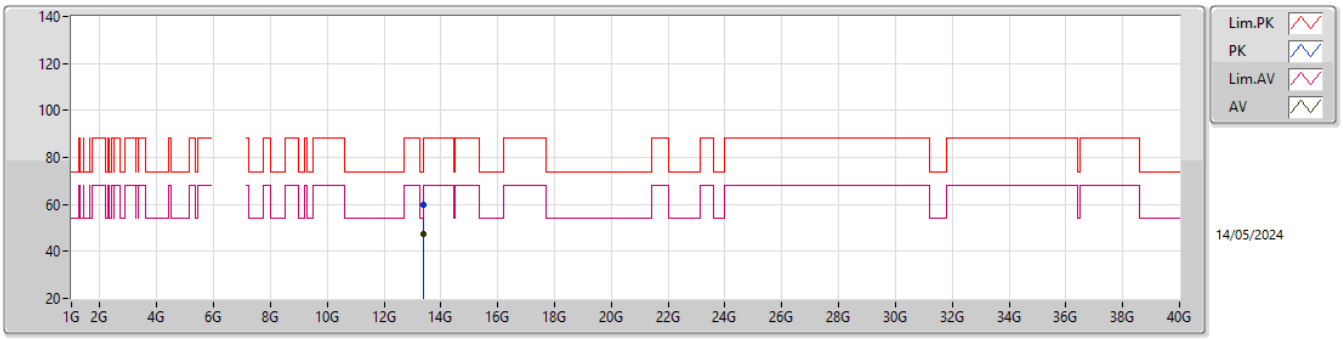

EUT Z_2TX
setting 19
02-H-G-4

Type	Freq	Level	Limit	Margin	Raw	Dist	Condition	Azimuth	Height	Comment	AF	CL	PA
	(Hz)	(dBuV/m)	(dBuV/m)	(dB)	(dBuV)	(m)		(°)	(m)		(dB)	(dB)	(dB)
PK	13.37341G	59.81	74.00	-14.19	39.40	3	Vertical	181	1.25	-	40.25	12.28	32.12
AV	13.37017G	47.54	54.00	-6.46	27.13	3	Vertical	181	1.25	-	40.24	12.28	32.11

6.525-6.875GHz_802.11be EHT40-BF_Nss1,(MCS0)_2TX

6685MHz_TX

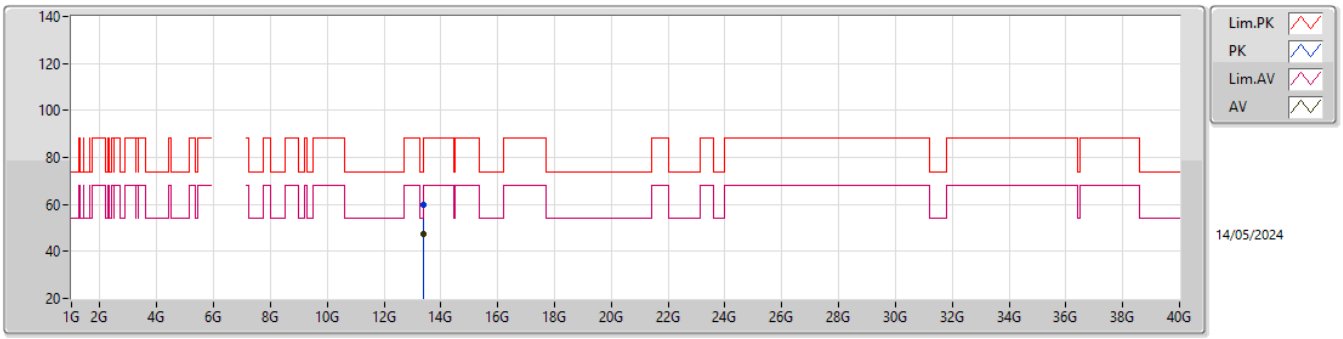

EUT Z_2TX
setting 19
02-H-G-4

Type	Freq	Level	Limit	Margin	Raw	Dist	Condition	Azimuth	Height	Comment	AF	CL	PA
	(Hz)	(dBuV/m)	(dBuV/m)	(dB)	(dBuV)	(m)		(°)	(m)		(dB)	(dB)	(dB)
PK	13.36776G	59.84	74.00	-14.16	39.43	3	Horizontal	284	2.01	-	40.24	12.28	32.11
AV	13.3731G	47.55	54.00	-6.45	27.14	3	Horizontal	284	2.01	-	40.25	12.28	32.12

6.525-6.875GHz_802.11be EHT40-BF_Nss1,(MCS0)_2TX

6685MHz_TX

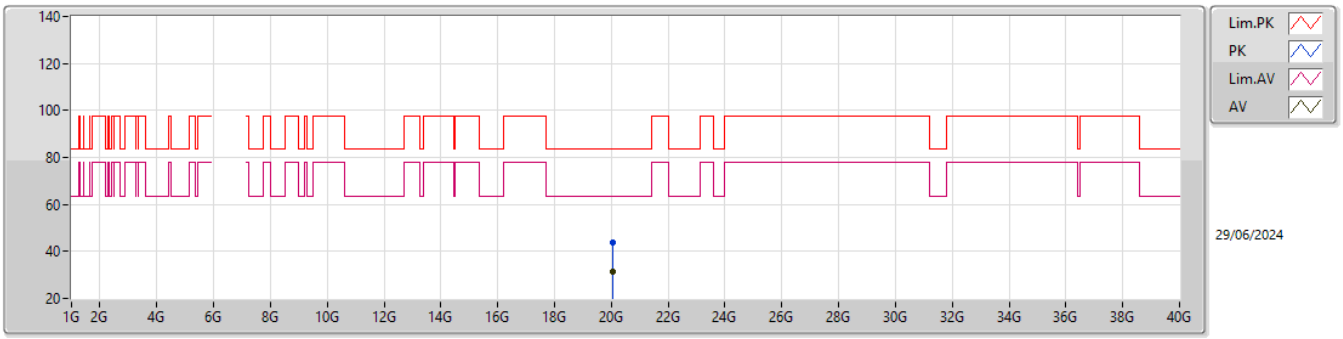

EUT Z_2TX
setting 19
02-H-G-4

Type	Freq	Level	Limit	Margin	Raw	Dist	Condition	Azimuth	Height	Comment	AF	CL	PA
	(Hz)	(dBuV/m)	(dBuV/m)	(dB)	(dBuV)	(m)		(°)	(m)		(dB)	(dB)	(dB)
PK	20.0575G	43.59	83.54	-39.95	39.87	1	Vertical	272	1.87	-	37.73	15.25	49.26
AV	20.05989G	31.60	63.54	-31.94	27.86	1	Vertical	272	1.87	-	37.74	15.25	49.25

6.525-6.875GHz_802.11be EHT40-BF_Nss1,(MCS0)_2TX

6685MHz_TX

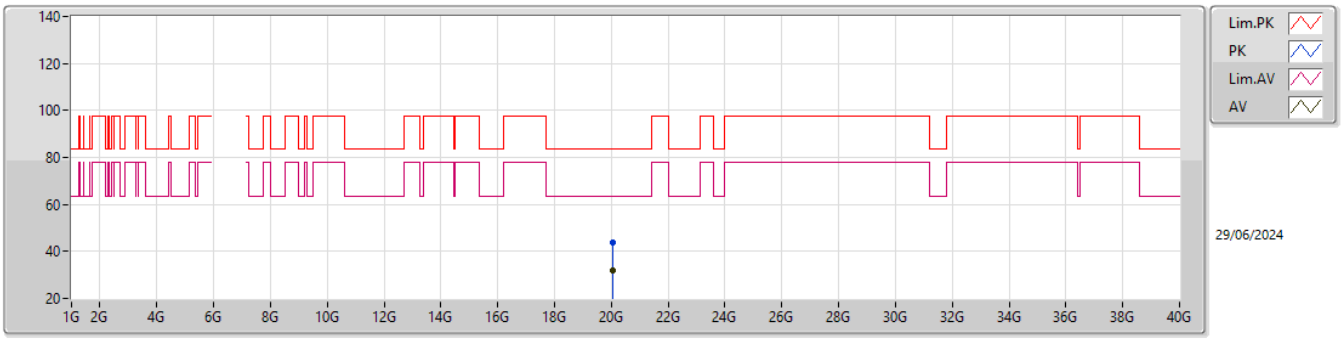

EUT Z_2TX
setting 19
02-H-G-4

Type	Freq	Level	Limit	Margin	Raw	Dist	Condition	Azimuth	Height	Comment	AF	CL	PA
	(Hz)	(dBuV/m)	(dBuV/m)	(dB)	(dBuV)	(m)		(°)	(m)		(dB)	(dB)	(dB)
PK	20.05511G	43.62	83.54	-39.92	39.92	1	Horizontal	61	1.57	-	37.72	15.24	49.26
AV	20.05102G	31.66	63.54	-31.88	27.98	1	Horizontal	61	1.57	-	37.70	15.24	49.26

6.525-6.875GHz_802.11be EHT40-BF_Nss1,(MCS0)_2TX

6885MHz Straddle 6.525-6.875GHz_TX

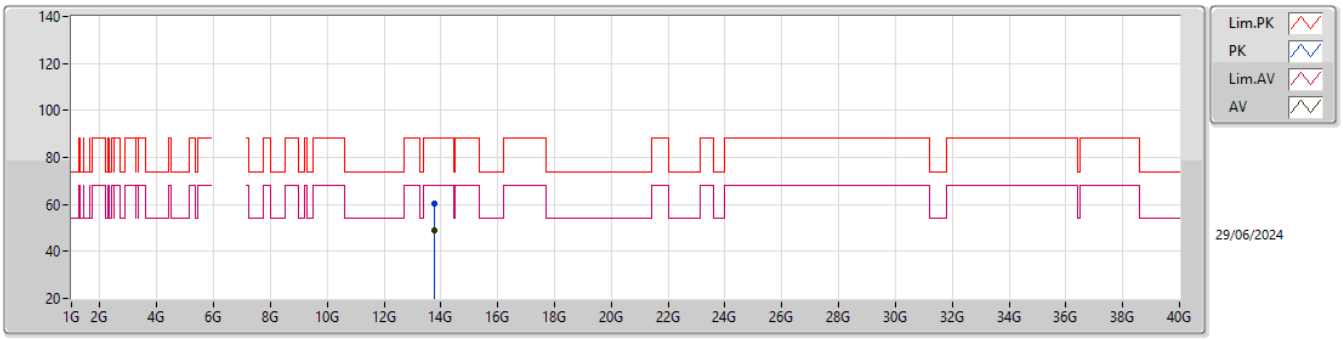

EUT Z_2TX
setting 16
02-H-G-4

Type	Freq	Level	Limit	Margin	Raw	Dist	Condition	Azimuth	Height	Comment	AF	CL	PA
	(Hz)	(dBuV/m)	(dBuV/m)	(dB)	(dBuV)	(m)		(°)	(m)		(dB)	(dB)	(dB)
PK	13.76738G	60.59	88.20	-27.61	39.46	3	Vertical	169	2.44	-	41.07	12.35	32.29
RMS	13.7745G	48.91	68.20	-19.29	27.79	3	Vertical	169	2.44	-	41.05	12.36	32.29

6.525-6.875GHz_802.11be EHT40-BF_Nss1,(MCS0)_2TX

6885MHz Straddle 6.525-6.875GHz_TX

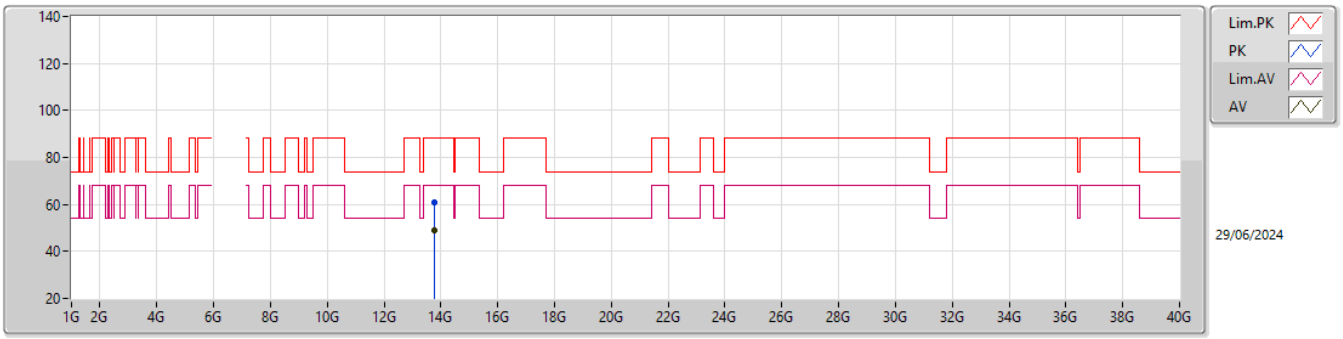

EUT Z_2TX
setting 16
02-H-G-4

Type	Freq	Level	Limit	Margin	Raw	Dist	Condition	Azimuth	Height	Comment	AF	CL	PA
	(Hz)	(dBuV/m)	(dBuV/m)	(dB)	(dBuV)	(m)		(°)	(m)		(dB)	(dB)	(dB)
PK	13.7716G	61.00	88.20	-27.20	39.87	3	Horizontal	171	1.51	-	41.06	12.36	32.29
RMS	13.76659G	48.83	68.20	-19.37	27.70	3	Horizontal	171	1.51	-	41.07	12.35	32.29

6.525-6.875GHz_802.11be EHT40-BF_Nss1,(MCS0)_2TX

6885MHz Straddle 6.525-6.875GHz_TX

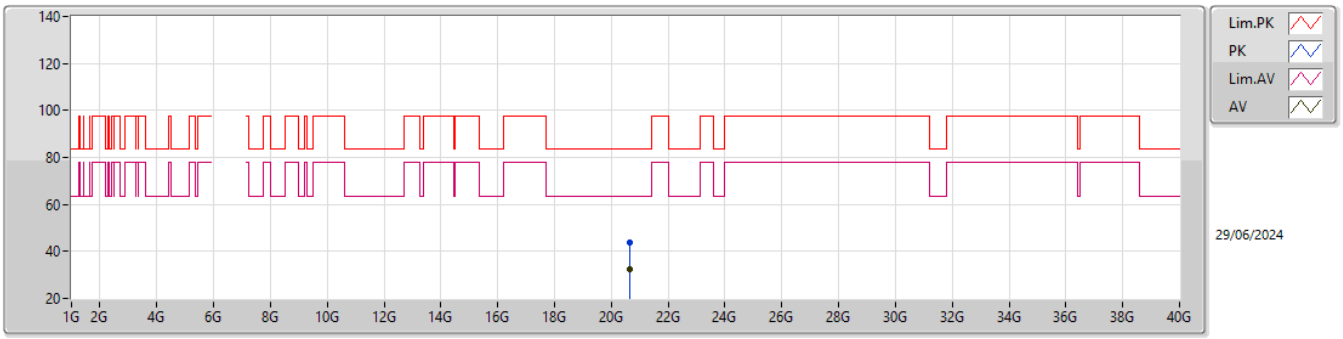

EUT Z_2TX
setting 16
02-H-G-4

Type	Freq	Level	Limit	Margin	Raw	Dist	Condition	Azimuth	Height	Comment	AF	CL	PA
	(Hz)	(dBuV/m)	(dBuV/m)	(dB)	(dBuV)	(m)		(°)	(m)		(dB)	(dB)	(dB)
PK	20.65569G	43.94	83.54	-39.60	39.38	1	Vertical	210	1.16	-	37.90	15.72	49.06
AV	20.65654G	32.41	63.54	-31.13	27.84	1	Vertical	210	1.16	-	37.90	15.73	49.06

6.525-6.875GHz_802.11be EHT40-BF_Nss1,(MCS0)_2TX

6885MHz Straddle 6.525-6.875GHz_TX

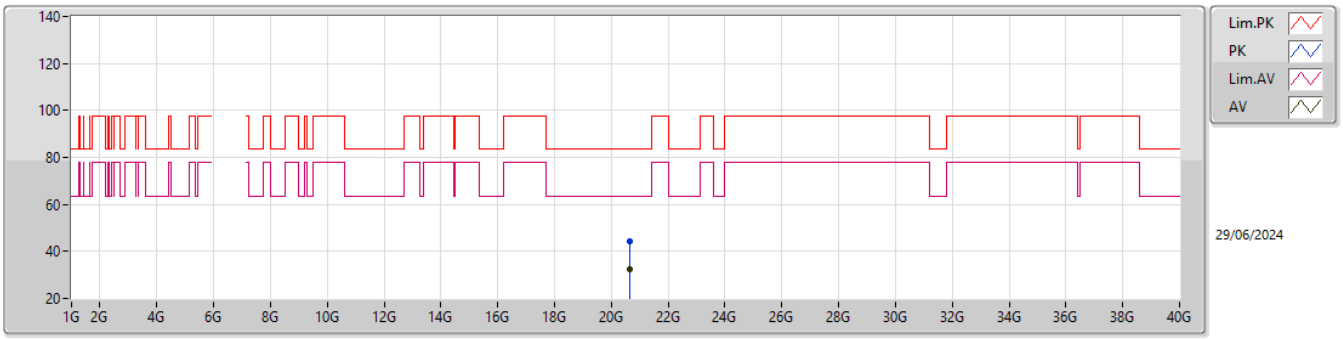

EUT Z_2TX
setting 16
02-H-G-4

Type	Freq	Level	Limit	Margin	Raw	Dist	Condition	Azimuth	Height	Comment	AF	CL	PA
	(Hz)	(dBuV/m)	(dBuV/m)	(dB)	(dBuV)	(m)		(°)	(m)		(dB)	(dB)	(dB)
PK	20.65102G	44.22	83.54	-39.32	39.66	1	Horizontal	89	1.22	-	37.90	15.72	49.06
AV	20.65361G	32.50	63.54	-31.04	27.94	1	Horizontal	89	1.22	-	37.90	15.72	49.06

6.875-7.125GHz_802.11be EHT40-BF_Nss1,(MCS0)_2TX

6925MHz_TX

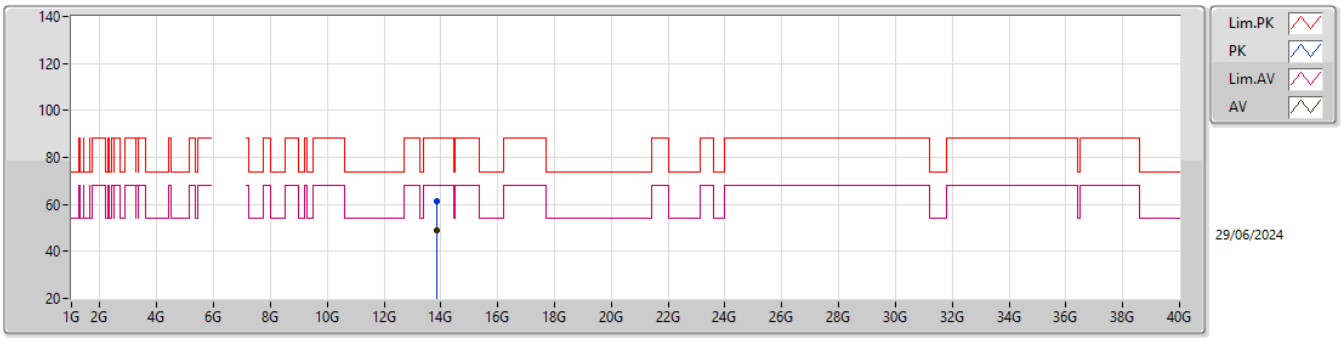

EUT Z_2TX
setting 16
02-H-G-4

Type	Freq	Level	Limit	Margin	Raw	Dist	Condition	Azimuth	Height	Comment	AF	CL	PA
	(Hz)	(dBuV/m)	(dBuV/m)	(dB)	(dBuV)	(m)		(°)	(m)		(dB)	(dB)	(dB)
PK	13.84964G	61.48	88.20	-26.72	40.22	3	Vertical	353	2.62	-	41.20	12.37	32.31
RMS	13.84553G	48.91	68.20	-19.29	27.67	3	Vertical	353	2.62	-	41.18	12.37	32.31

6.875-7.125GHz_802.11be EHT40-BF_Nss1,(MCS0)_2TX

6925MHz_TX

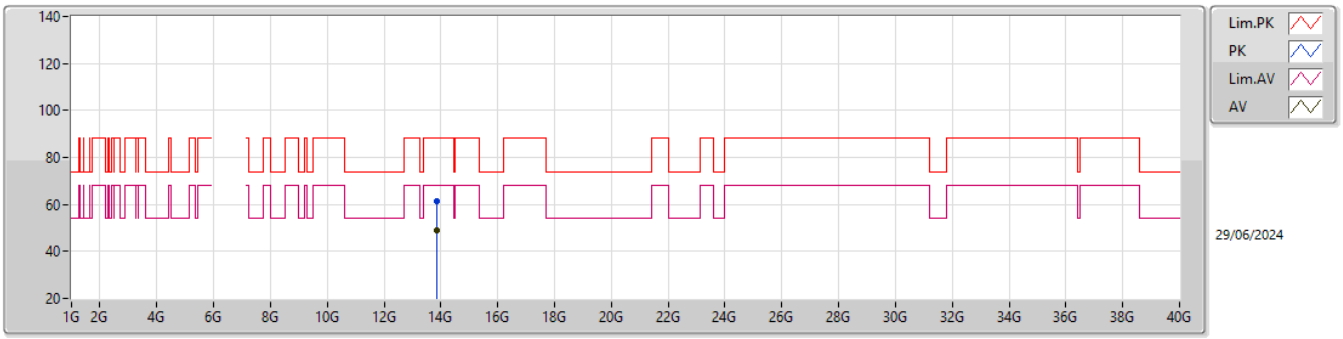

EUT Z_2TX
setting 16
02-H-G-4

Type	Freq	Level	Limit	Margin	Raw	Dist	Condition	Azimuth	Height	Comment	AF	CL	PA
	(Hz)	(dBuV/m)	(dBuV/m)	(dB)	(dBuV)	(m)		(°)	(m)		(dB)	(dB)	(dB)
PK	13.85078G	61.45	88.20	-26.75	40.19	3	Horizontal	170	1.94	-	41.20	12.37	32.31
RMS	13.84537G	48.82	68.20	-19.38	27.58	3	Horizontal	170	1.94	-	41.18	12.37	32.31

6.875-7.125GHz_802.11be EHT40-BF_Nss1,(MCS0)_2TX

6925MHz_TX

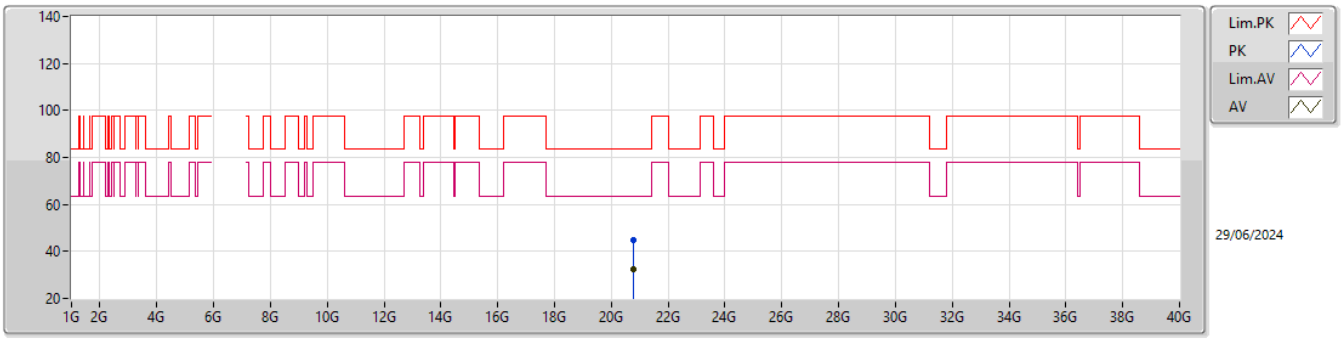

EUT Z_2TX
setting 16
02-H-G-4

Type	Freq	Level	Limit	Margin	Raw	Dist	Condition	Azimuth	Height	Comment	AF	CL	PA
	(Hz)	(dBuV/m)	(dBuV/m)	(dB)	(dBuV)	(m)		(°)	(m)		(dB)	(dB)	(dB)
PK	20.77335G	44.82	83.54	-38.72	40.01	1	Vertical	270	1.51	-	37.99	15.82	49.00
AV	20.77958G	32.27	63.54	-31.27	27.40	1	Vertical	270	1.51	-	38.04	15.82	48.99

6.875-7.125GHz_802.11be EHT40-BF_Nss1,(MCS0)_2TX

6925MHz_TX

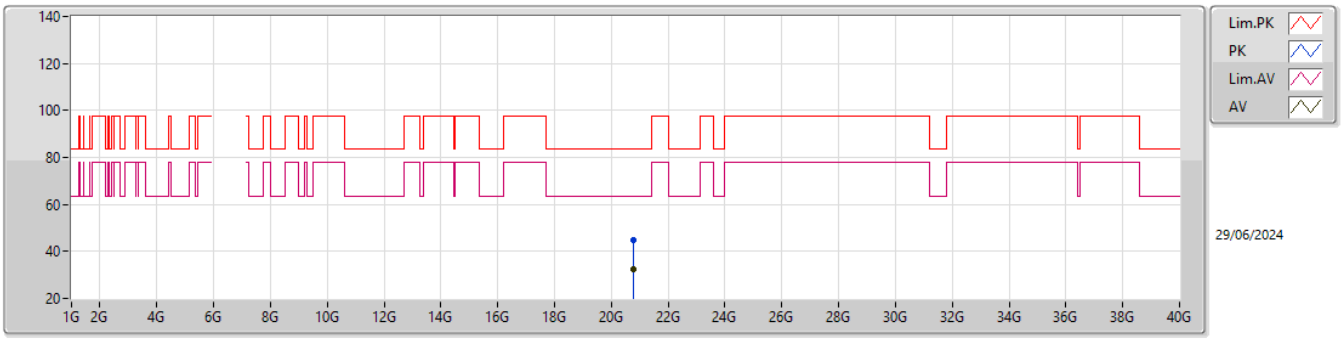

EUT Z_2TX
setting 16
02-H-G-4

Type	Freq	Level	Limit	Margin	Raw	Dist	Condition	Azimuth	Height	Comment	AF	CL	PA
	(Hz)	(dBuV/m)	(dBuV/m)	(dB)	(dBuV)	(m)		(°)	(m)		(dB)	(dB)	(dB)
PK	20.7754G	44.94	83.54	-38.60	40.12	1	Horizontal	59	1.71	-	38.00	15.82	49.00
AV	20.7788G	32.37	63.54	-31.17	27.52	1	Horizontal	59	1.71	-	38.03	15.82	49.00

6.875-7.125GHz_802.11be EHT40-BF_Nss1,(MCS0)_2TX

7005MHz_TX

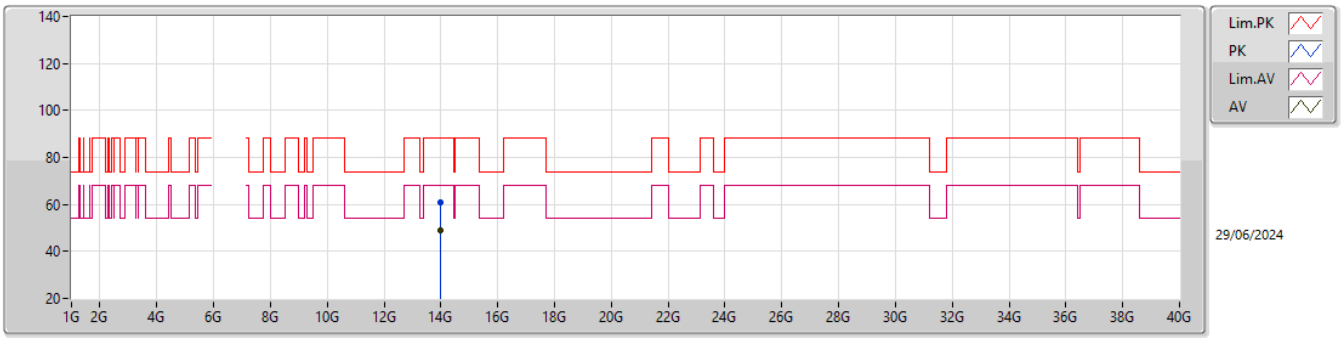

EUT Z_2TX
setting 16
02-H-G-4

Type	Freq	Level	Limit	Margin	Raw	Dist	Condition	Azimuth	Height	Comment	AF	CL	PA
	(Hz)	(dBuV/m)	(dBuV/m)	(dB)	(dBuV)	(m)		(°)	(m)		(dB)	(dB)	(dB)
PK	14.00605G	60.76	88.20	-27.44	39.16	3	Vertical	321	1.11	-	41.52	12.40	32.32
RMS	14.0056G	49.10	68.20	-19.10	27.50	3	Vertical	321	1.11	-	41.52	12.40	32.32

6.875-7.125GHz_802.11be EHT40-BF_Nss1,(MCS0)_2TX

7005MHz_TX

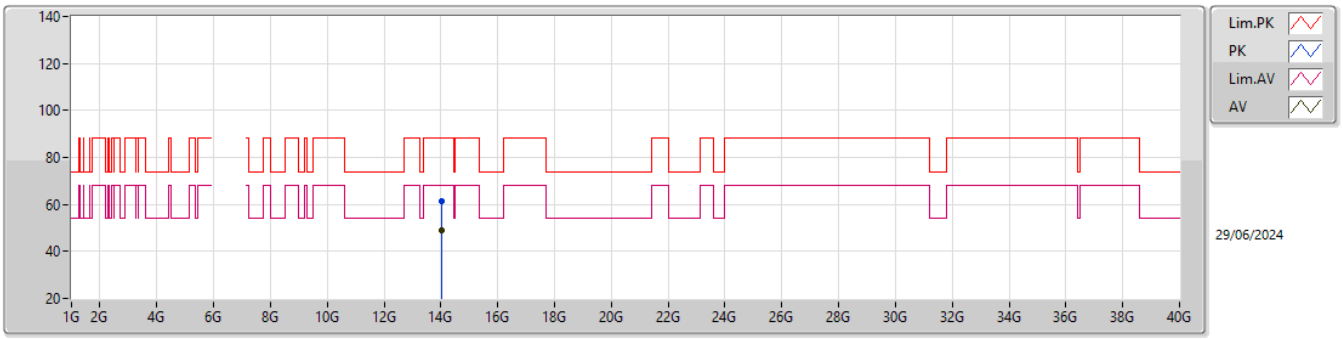

EUT Z_2TX
setting 16
02-H-G-4

Type	Freq	Level	Limit	Margin	Raw	Dist	Condition	Azimuth	Height	Comment	AF	CL	PA
	(Hz)	(dBuV/m)	(dBuV/m)	(dB)	(dBuV)	(m)		(°)	(m)		(dB)	(dB)	(dB)
PK	14.00728G	61.45	88.20	-26.75	39.84	3	Horizontal	123	1.80	-	41.53	12.40	32.32
RMS	14.00877G	49.22	68.20	-18.98	27.60	3	Horizontal	123	1.80	-	41.54	12.40	32.32

6.875-7.125GHz_802.11be EHT40-BF_Nss1,(MCS0)_2TX

7005MHz_TX

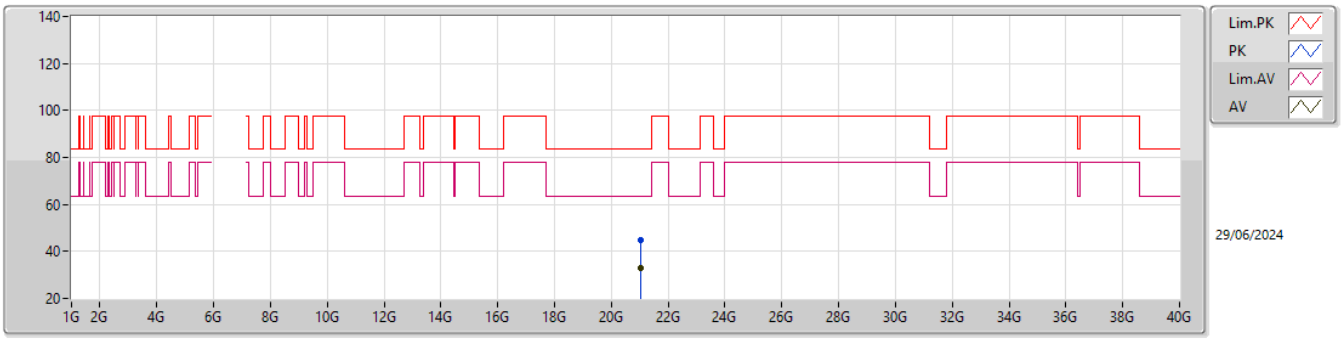

EUT Z_2TX
setting 16
02-H-G-4

Type	Freq	Level	Limit	Margin	Raw	Dist	Condition	Azimuth	Height	Comment	AF	CL	PA
	(Hz)	(dBuV/m)	(dBuV/m)	(dB)	(dBuV)	(m)		(°)	(m)		(dB)	(dB)	(dB)
PK	21.01354G	44.94	83.54	-38.60	39.77	1	Vertical	99	2.96	-	38.04	16.01	48.88
AV	21.01386G	32.99	63.54	-30.55	27.82	1	Vertical	99	2.96	-	38.04	16.01	48.88

6.875-7.125GHz_802.11be EHT40-BF_Nss1,(MCS0)_2TX

7005MHz_TX

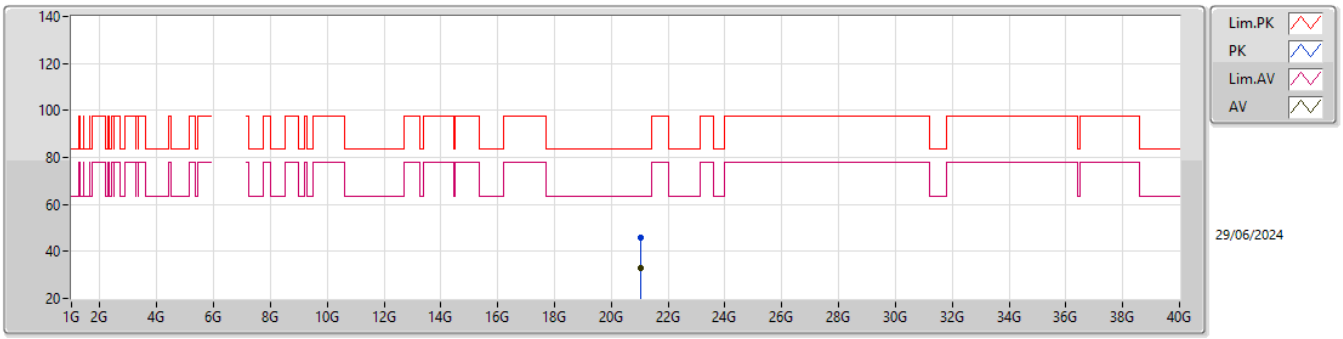

EUT Z_2TX
setting 16
02-H-G-4

Type	Freq	Level	Limit	Margin	Raw	Dist	Condition	Azimuth	Height	Comment	AF	CL	PA
	(Hz)	(dBuV/m)	(dBuV/m)	(dB)	(dBuV)	(m)		(°)	(m)		(dB)	(dB)	(dB)
PK	21.01522G	46.12	83.54	-37.42	40.94	1	Horizontal	30	2.84	-	38.05	16.01	48.88
AV	21.01381G	32.99	63.54	-30.55	27.82	1	Horizontal	30	2.84	-	38.04	16.01	48.88

6.875-7.125GHz_802.11be EHT40-BF_Nss1,(MCS0)_2TX

7085MHz_TX

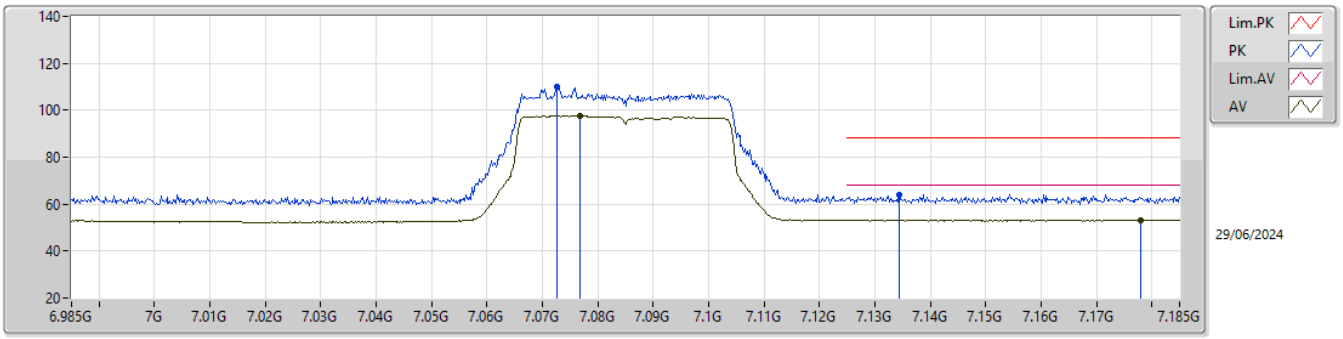

EUT Z_2TX
setting 17
02-H-P-5-10

Type	Freq	Level	Limit	Margin	Raw	Dist	Condition	Azimuth	Height	Comment	AF	CL	PA
	(Hz)	(dBuV/m)	(dBuV/m)	(dB)	(dBuV)	(m)		(°)	(m)		(dB)	(dB)	(dB)
PK	7.0726G	110.10	Inf	-Inf	97.58	3	Vertical	251	1.00	-	35.35	9.15	31.98
RMS	7.0768G	97.84	Inf	-Inf	85.32	3	Vertical	251	1.00	-	35.35	9.15	31.98
PK	7.1344G	63.95	88.20	-24.25	51.10	3	Vertical	251	1.00	-	35.61	9.26	32.02
RMS	7.178G	53.34	68.20	-14.86	40.18	3	Vertical	251	1.00	-	35.87	9.33	32.04

6.875-7.125GHz_802.11be EHT40-BF_Nss1,(MCS0)_2TX

7085MHz_TX

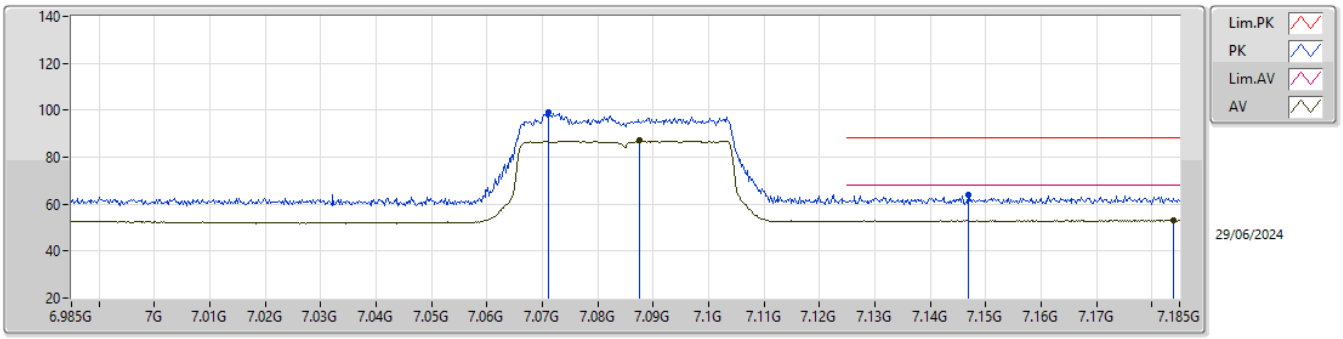

EUT Z_2TX
setting 17
02-H-P-5-10

Type	Freq	Level	Limit	Margin	Raw	Dist	Condition	Azimuth	Height	Comment	AF	CL	PA
	(Hz)	(dBuV/m)	(dBuV/m)	(dB)	(dBuV)	(m)		(°)	(m)		(dB)	(dB)	(dB)
PK	7.071G	98.99	Inf	-Inf	86.49	3	Horizontal	191	1.90	-	35.34	9.14	31.98
RMS	7.0876G	87.07	Inf	-Inf	74.51	3	Horizontal	191	1.90	-	35.38	9.17	31.99
PK	7.1468G	64.06	88.20	-24.14	51.12	3	Horizontal	191	1.90	-	35.68	9.28	32.02
RMS	7.184G	53.20	68.20	-15.00	40.00	3	Horizontal	191	1.90	-	35.90	9.34	32.04

6.875-7.125GHz_802.11be EHT40-BF_Nss1,(MCS0)_2TX

7085MHz_TX

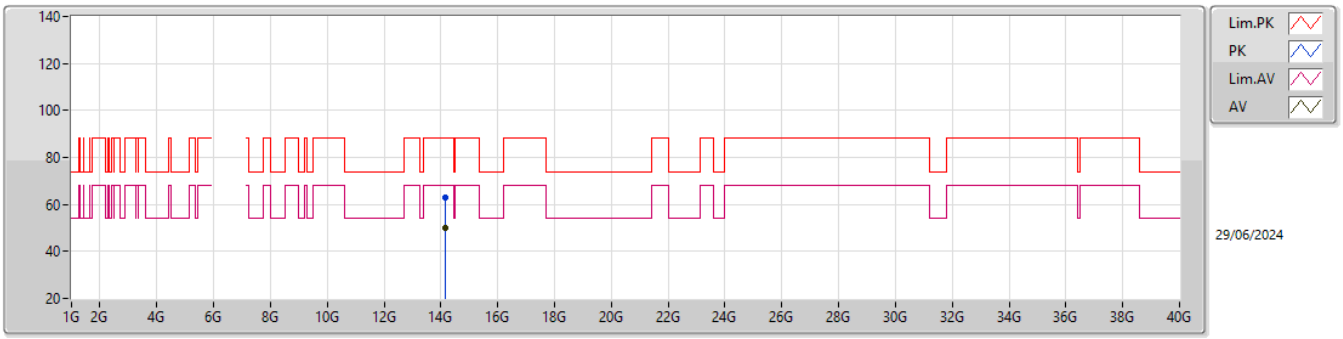

EUT Z_2TX
setting 17
02-H-G-4

Type	Freq	Level	Limit	Margin	Raw	Dist	Condition	Azimuth	Height	Comment	AF	CL	PA
	(Hz)	(dBuV/m)	(dBuV/m)	(dB)	(dBuV)	(m)		(°)	(m)		(dB)	(dB)	(dB)
PK	14.17346G	62.76	88.20	-25.44	40.27	3	Vertical	232	2.79	-	42.19	12.47	32.17
RMS	14.17462G	50.11	68.20	-18.09	27.61	3	Vertical	232	2.79	-	42.20	12.47	32.17

6.875-7.125GHz_802.11be EHT40-BF_Nss1,(MCS0)_2TX

7085MHz_TX

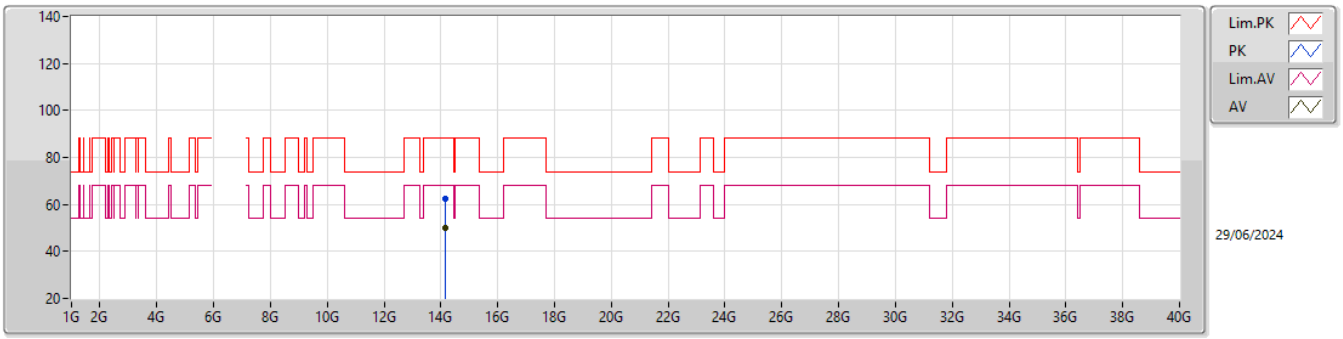

EUT Z_2TX
setting 17
02-H-G-4

Type	Freq	Level	Limit	Margin	Raw	Dist	Condition	Azimuth	Height	Comment	AF	CL	PA
	(Hz)	(dBuV/m)	(dBuV/m)	(dB)	(dBuV)	(m)		(°)	(m)		(dB)	(dB)	(dB)
PK	14.17296G	62.18	88.20	-26.02	39.69	3	Horizontal	350	1.41	-	42.19	12.47	32.17
RMS	14.17132G	50.11	68.20	-18.09	27.63	3	Horizontal	350	1.41	-	42.19	12.47	32.18

6.875-7.125GHz_802.11be EHT40-BF_Nss1,(MCS0)_2TX

7085MHz_TX

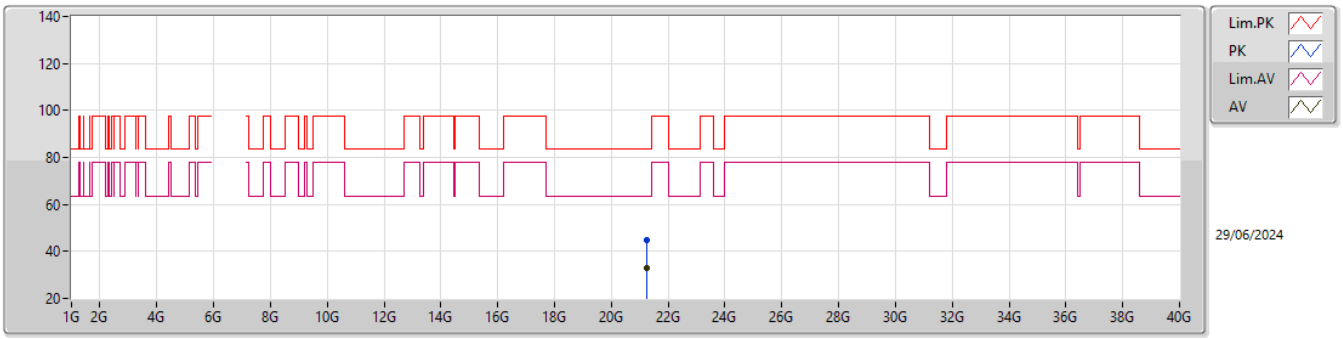

EUT Z_2TX
setting 17
02-H-G-4

Type	Freq	Level	Limit	Margin	Raw	Dist	Condition	Azimuth	Height	Comment	AF	CL	PA
	(Hz)	(dBuV/m)	(dBuV/m)	(dB)	(dBuV)	(m)		(°)	(m)		(dB)	(dB)	(dB)
PK	21.25953G	44.67	83.54	-38.87	39.23	1	Vertical	111	2.55	-	38.08	16.21	48.85
AV	21.25617G	32.74	63.54	-30.80	27.34	1	Vertical	111	2.55	-	38.05	16.20	48.85

6.875-7.125GHz_802.11be EHT40-BF_Nss1,(MCS0)_2TX

7085MHz_TX

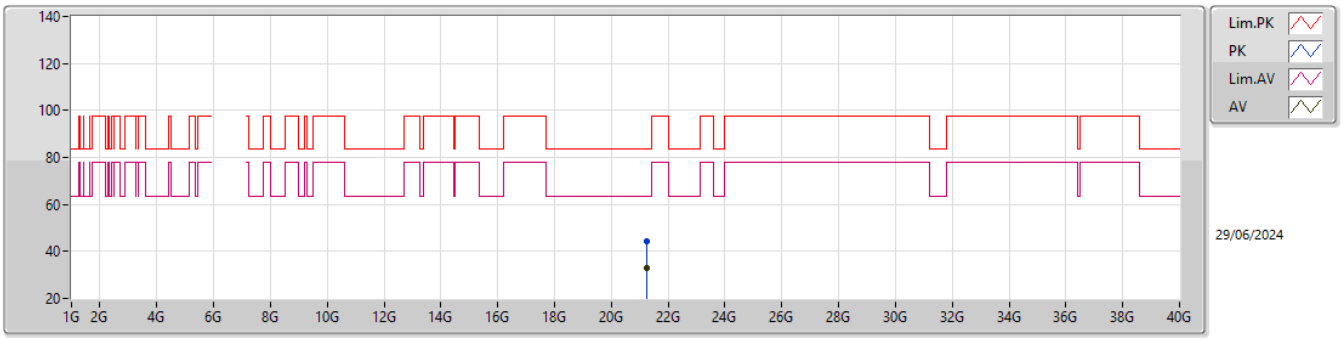

EUT Z_2TX
setting 17
02-H-G-4

Type	Freq	Level	Limit	Margin	Raw	Dist	Condition	Azimuth	Height	Comment	AF	CL	PA
	(Hz)	(dBuV/m)	(dBuV/m)	(dB)	(dBuV)	(m)		(°)	(m)		(dB)	(dB)	(dB)
PK	21.25623G	44.44	83.54	-39.10	39.04	1	Horizontal	167	2.10	-	38.05	16.20	48.85
AV	21.25399G	32.72	63.54	-30.82	27.34	1	Horizontal	167	2.10	-	38.03	16.20	48.85

5.925-6.425GHz_802.11be EHT80-BF_Nss1,(MCS0)_2TX

5985MHz_TX

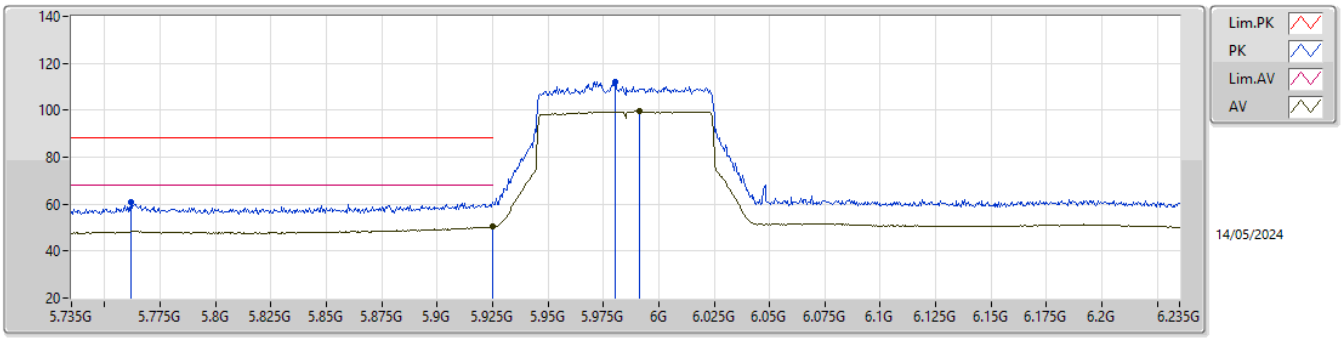

EUT Z_2TX
setting 19
03-S-S-5-10

Type	Freq	Level	Limit	Margin	Raw	Dist	Condition	Azimuth	Height	Comment	AF	CL	PA
	(Hz)	(dBuV/m)	(dBuV/m)	(dB)	(dBuV)	(m)		(°)	(m)		(dB)	(dB)	(dB)
PK	5.762G	61.00	88.20	-27.20	54.32	3	Vertical	45	1.07	-	34.20	7.51	35.03
RMS	5.925G	50.42	68.20	-17.78	43.34	3	Vertical	45	1.07	-	34.55	7.63	35.10
PK	5.9805G	112.27	Inf	-Inf	105.13	3	Vertical	45	1.07	-	34.60	7.67	35.13
RMS	5.9915G	99.51	Inf	-Inf	92.37	3	Vertical	45	1.07	-	34.60	7.68	35.14

5.925-6.425GHz_802.11be EHT80-BF_Nss1,(MCS0)_2TX

5985MHz_TX

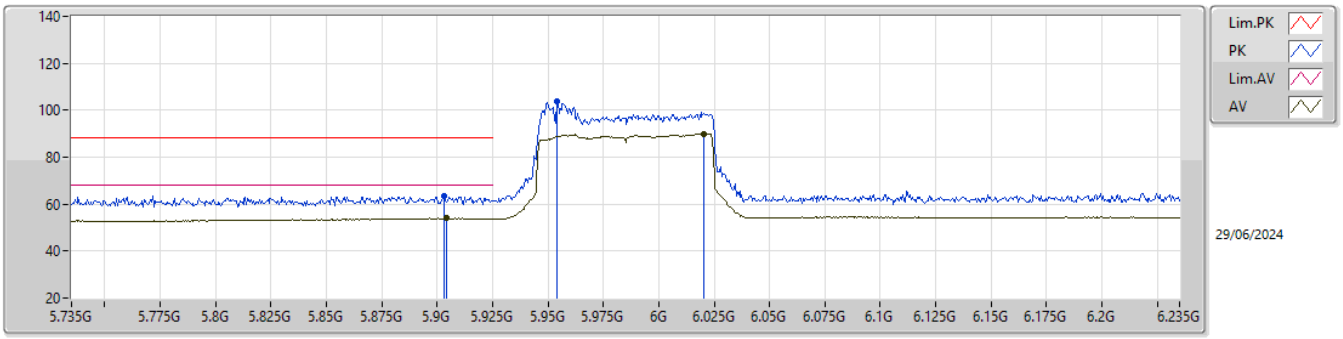

EUT Z_2TX
setting 19
02-H-Y-1-10

Type	Freq	Level	Limit	Margin	Raw	Dist	Condition	Azimuth	Height	Comment	AF	CL	PA
	(Hz)	(dBuV/m)	(dBuV/m)	(dB)	(dBuV)	(m)		(°)	(m)		(dB)	(dB)	(dB)
PK	5.903G	63.38	88.20	-24.82	51.35	3	Horizontal	104	1.06	-	34.20	8.98	31.15
RMS	5.904G	53.94	68.20	-14.26	41.91	3	Horizontal	104	1.06	-	34.20	8.98	31.15
PK	5.954G	104.04	Inf	-Inf	92.04	3	Horizontal	104	1.06	-	34.21	8.96	31.17
RMS	6.0205G	90.03	Inf	-Inf	77.96	3	Horizontal	104	1.06	-	34.30	8.97	31.20

5.925-6.425GHz_802.11be EHT80-BF_Nss1,(MCS0)_2TX

5985MHz_TX

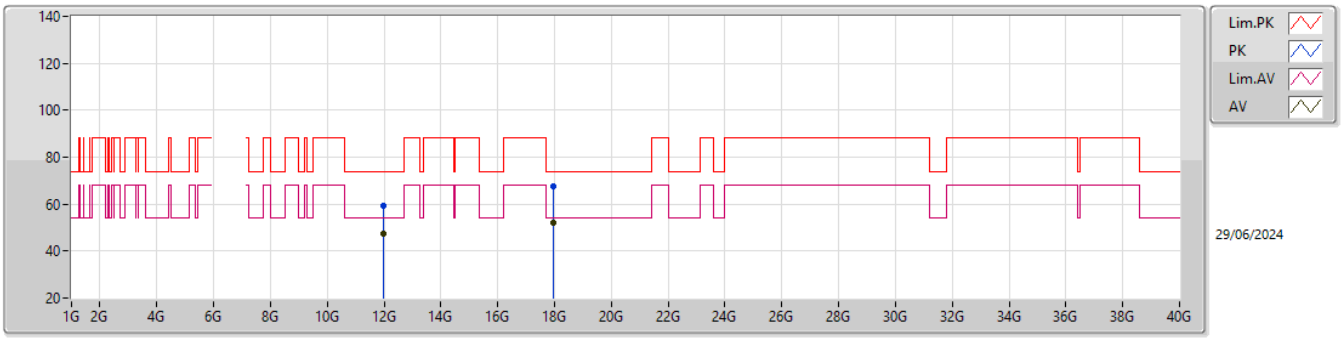

EUT Z_2TX
setting 19
02-H-G-4

Type	Freq	Level	Limit	Margin	Raw	Dist	Condition	Azimuth	Height	Comment	AF	CL	PA
	(Hz)	(dBuV/m)	(dBuV/m)	(dB)	(dBuV)	(m)		(°)	(m)		(dB)	(dB)	(dB)
PK	11.96536G	59.54	74.00	-14.46	39.59	3	Vertical	165	2.79	-	39.30	11.99	31.34
AV	11.96636G	47.33	54.00	-6.67	27.38	3	Vertical	165	2.79	-	39.30	11.99	31.34
PK	17.95629G	67.82	74.00	-6.18	39.57	3	Vertical	334	1.90	-	46.79	13.84	32.38
AV	17.95205G	52.26	54.00	-1.74	24.00	3	Vertical	334	1.90	-	46.80	13.84	32.38

5.925-6.425GHz_802.11be EHT80-BF_Nss1,(MCS0)_2TX

5985MHz_TX

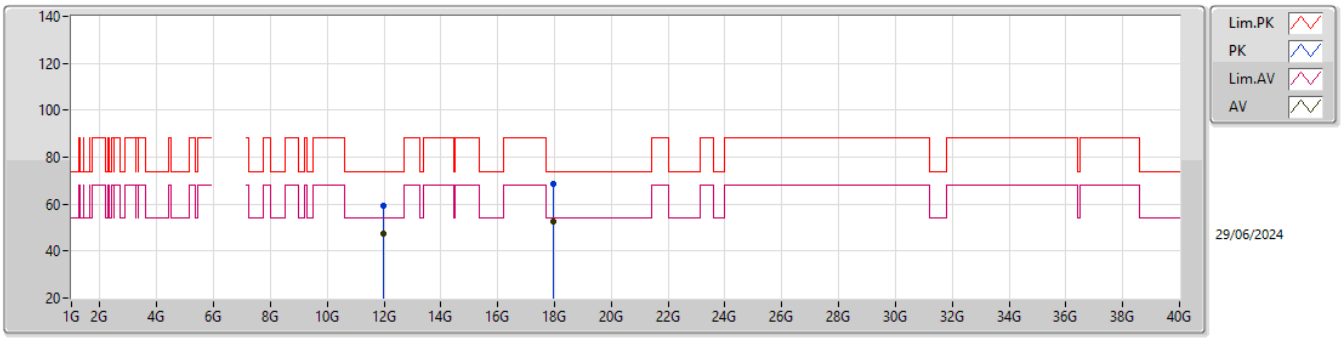

EUT Z_2TX
setting 19
02-H-G-4

Type	Freq	Level	Limit	Margin	Raw	Dist	Condition	Azimuth	Height	Comment	AF	CL	PA
	(Hz)	(dBuV/m)	(dBuV/m)	(dB)	(dBuV)	(m)		(°)	(m)		(dB)	(dB)	(dB)
PK	11.97068G	59.35	74.00	-14.65	39.39	3	Horizontal	172	1.10	-	39.30	11.99	31.33
AV	11.97436G	47.34	54.00	-6.66	27.38	3	Horizontal	172	1.10	-	39.30	11.99	31.33
PK	17.95366G	68.37	74.00	-5.63	40.12	3	Horizontal	61	1.25	-	46.79	13.84	32.38
AV	17.95558G	52.35	54.00	-1.65	24.10	3	Horizontal	61	1.25	-	46.79	13.84	32.38

5.925-6.425GHz_802.11be EHT80-BF_Nss1,(MCS0)_2TX

5985MHz_TX

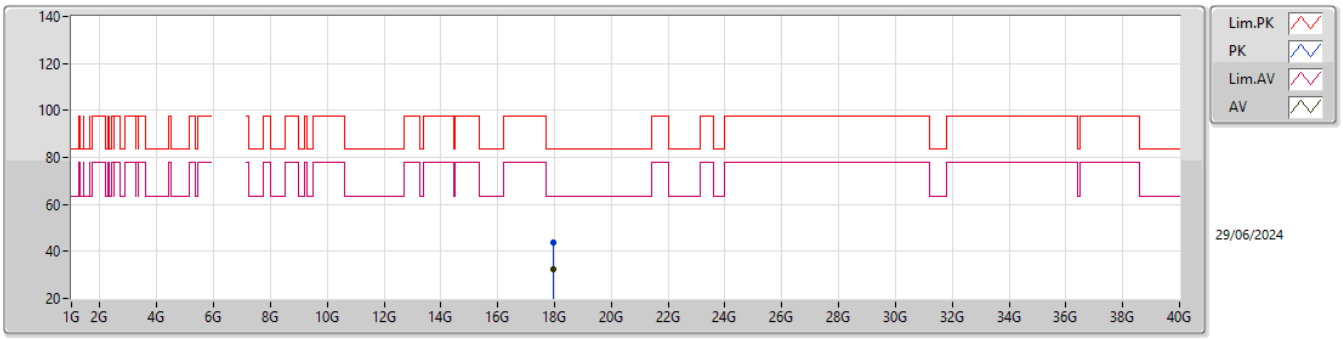

EUT Z_2TX
setting 19
02-H-G-4

Type	Freq	Level	Limit	Margin	Raw	Dist	Condition	Azimuth	Height	Comment	AF	CL	PA
	(Hz)	(dBuV/m)	(dBuV/m)	(dB)	(dBuV)	(m)		(°)	(m)		(dB)	(dB)	(dB)
PK	17.95558G	43.98	83.54	-39.56	40.52	1	Vertical	0	1.23	-	37.51	15.27	49.32
AV	17.95226G	32.24	63.54	-31.30	28.78	1	Vertical	0	1.23	-	37.50	15.27	49.31

5.925-6.425GHz_802.11be EHT80-BF_Nss1,(MCS0)_2TX

5985MHz_TX

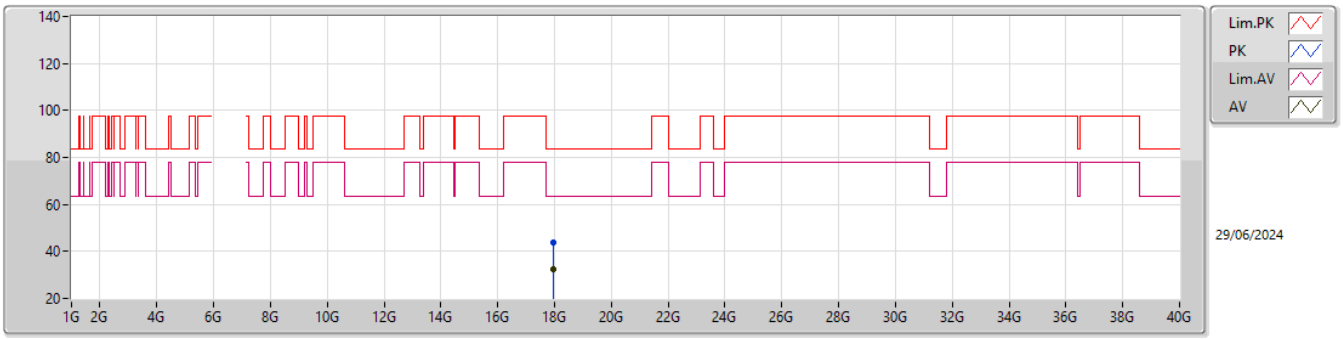

EUT Z_2TX
setting 19
02-H-G-4

Type	Freq	Level	Limit	Margin	Raw	Dist	Condition	Azimuth	Height	Comment	AF	CL	PA
	(Hz)	(dBuV/m)	(dBuV/m)	(dB)	(dBuV)	(m)		(°)	(m)		(dB)	(dB)	(dB)
PK	17.95583G	43.60	83.54	-39.94	40.14	1	Horizontal	13	2.39	-	37.51	15.27	49.32
AV	17.95603G	32.33	63.54	-31.21	28.87	1	Horizontal	13	2.39	-	37.51	15.27	49.32

5.925-6.425GHz_802.11be EHT80-BF_Nss1,(MCS0)_2TX

6145MHz_TX

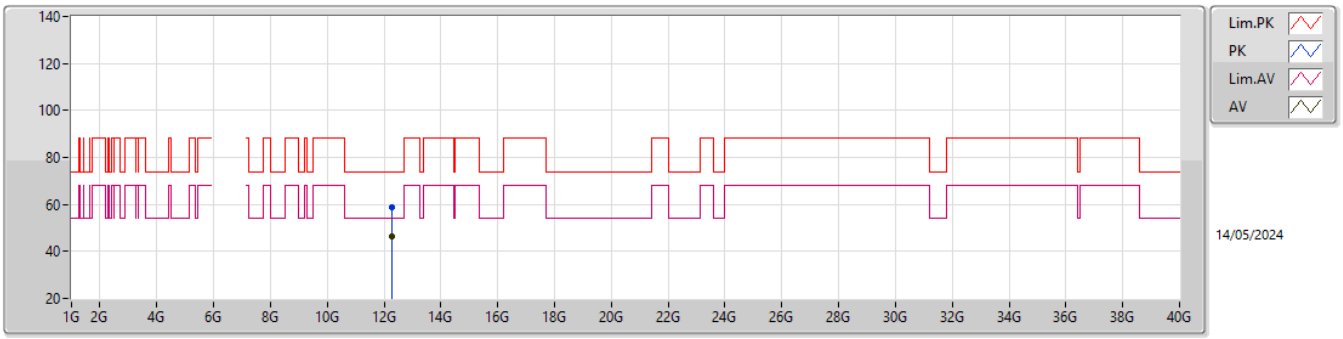

EUT Z_2TX
setting 20
02-H-G-4

Type	Freq	Level	Limit	Margin	Raw	Dist	Condition	Azimuth	Height	Comment	AF	CL	PA
	(Hz)	(dBuV/m)	(dBuV/m)	(dB)	(dBuV)	(m)		(°)	(m)		(dB)	(dB)	(dB)
PK	12.29465G	58.67	74.00	-15.33	39.18	3	Vertical	262	2.14	-	38.71	12.07	31.29
AV	12.28505G	46.39	54.00	-7.61	26.88	3	Vertical	262	2.14	-	38.73	12.07	31.29

5.925-6.425GHz_802.11be EHT80-BF_Nss1,(MCS0)_2TX

6145MHz_TX

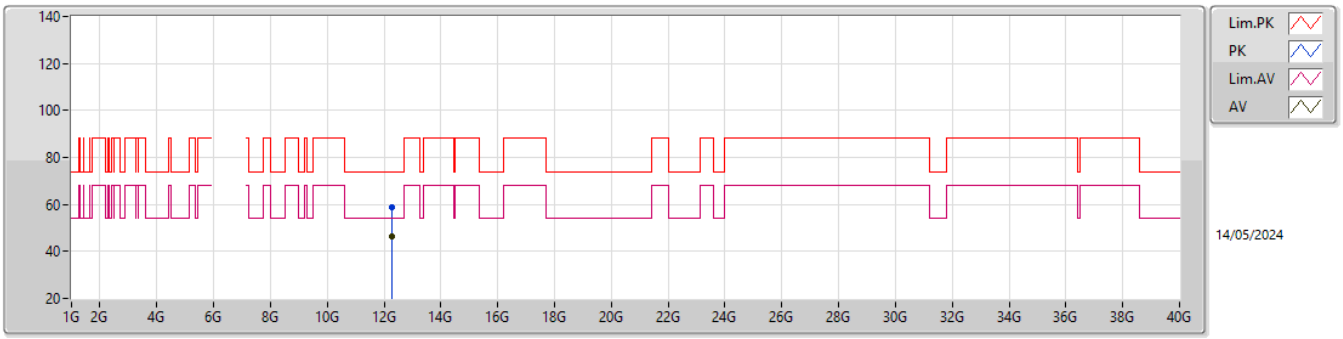

EUT Z_2TX
setting 20
02-H-G-4

Type	Freq	Level	Limit	Margin	Raw	Dist	Condition	Azimuth	Height	Comment	AF	CL	PA
	(Hz)	(dBuV/m)	(dBuV/m)	(dB)	(dBuV)	(m)		(°)	(m)		(dB)	(dB)	(dB)
PK	12.28906G	58.67	74.00	-15.33	39.17	3	Horizontal	341	2.04	-	38.72	12.07	31.29
AV	12.29056G	46.40	54.00	-7.60	26.90	3	Horizontal	341	2.04	-	38.72	12.07	31.29

5.925-6.425GHz_802.11be EHT80-BF_Nss1,(MCS0)_2TX

6145MHz_TX

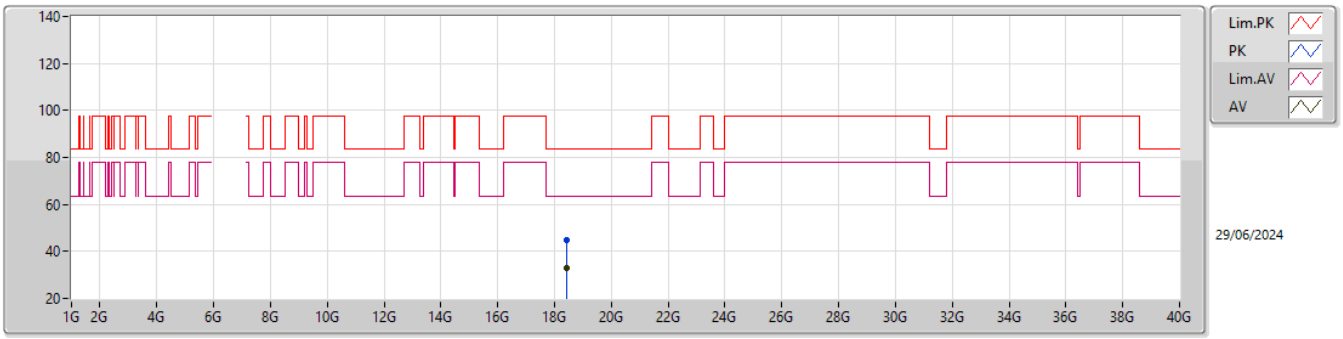

EUT Z_2TX
setting 20
02-H-G-4

Type	Freq	Level	Limit	Margin	Raw	Dist	Condition	Azimuth	Height	Comment	AF	CL	PA
	(Hz)	(dBuV/m)	(dBuV/m)	(dB)	(dBuV)	(m)		(°)	(m)		(dB)	(dB)	(dB)
PK	18.43271G	44.70	83.54	-38.84	41.34	1	Vertical	330	2.38	-	37.73	15.28	49.65
AV	18.43266G	32.86	63.54	-30.68	29.50	1	Vertical	330	2.38	-	37.73	15.28	49.65

5.925-6.425GHz_802.11be EHT80-BF_Nss1,(MCS0)_2TX

6145MHz_TX

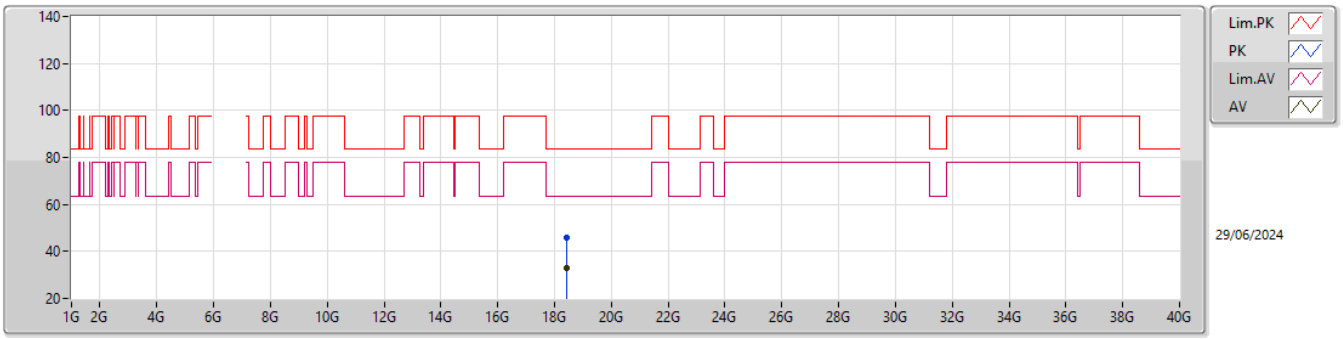

EUT Z_2TX
setting 20
02-H-G-4

Type	Freq	Level	Limit	Margin	Raw	Dist	Condition	Azimuth	Height	Comment	AF	CL	PA
	(Hz)	(dBuV/m)	(dBuV/m)	(dB)	(dBuV)	(m)		(°)	(m)		(dB)	(dB)	(dB)
PK	18.43659G	45.77	83.54	-37.77	42.41	1	Horizontal	145	1.78	-	37.73	15.28	49.65
AV	18.43645G	32.80	63.54	-30.74	29.44	1	Horizontal	145	1.78	-	37.73	15.28	49.65

5.925-6.425GHz_802.11be EHT80-BF_Nss1,(MCS0)_2TX

6385MHz_TX

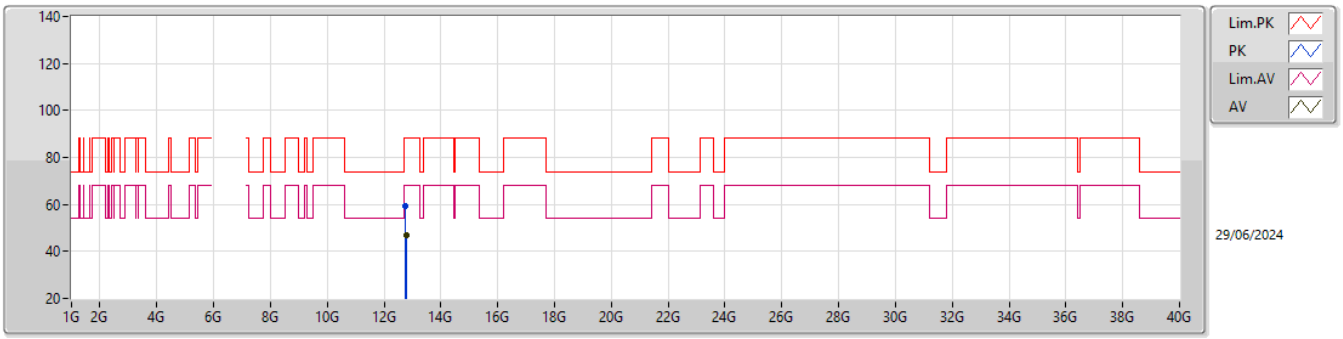

EUT Z_2TX
setting 22
02-H-G-4

Type	Freq	Level	Limit	Margin	Raw	Dist	Condition	Azimuth	Height	Comment	AF	CL	PA
	(Hz)	(dBuV/m)	(dBuV/m)	(dB)	(dBuV)	(m)		(°)	(m)		(dB)	(dB)	(dB)
PK	12.76561G	59.25	88.20	-28.95	39.78	3	Vertical	136	2.56	-	38.83	12.16	31.52
RMS	12.77252G	46.81	68.20	-21.39	27.33	3	Vertical	136	2.56	-	38.85	12.16	31.53

5.925-6.425GHz_802.11be EHT80-BF_Nss1,(MCS0)_2TX

6385MHz_TX

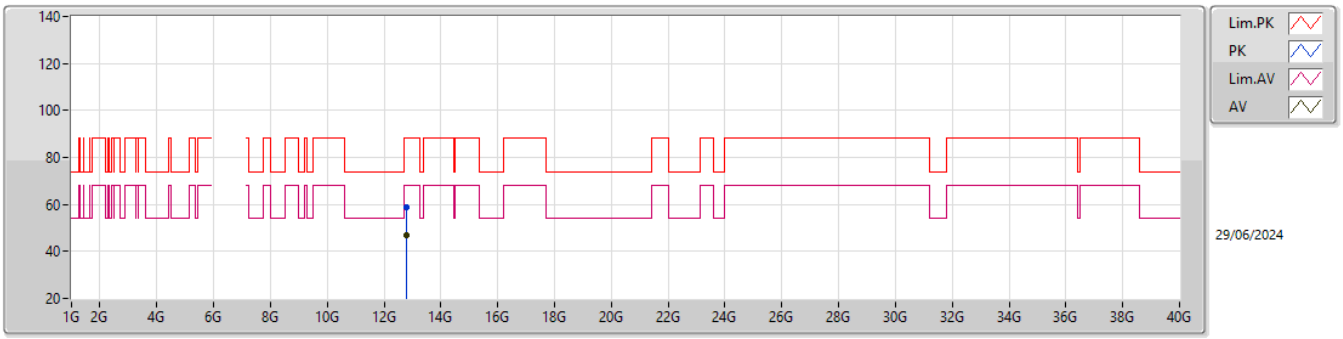

EUT Z_2TX
setting 22
02-H-G-4

Type	Freq	Level	Limit	Margin	Raw	Dist	Condition	Azimuth	Height	Comment	AF	CL	PA
	(Hz)	(dBuV/m)	(dBuV/m)	(dB)	(dBuV)	(m)		(°)	(m)		(dB)	(dB)	(dB)
PK	12.77224G	58.71	88.20	-29.49	39.24	3	Horizontal	190	2.95	-	38.84	12.16	31.53
RMS	12.77233G	46.80	68.20	-21.40	27.33	3	Horizontal	190	2.95	-	38.84	12.16	31.53

5.925-6.425GHz_802.11be EHT80-BF_Nss1,(MCS0)_2TX

6385MHz_TX

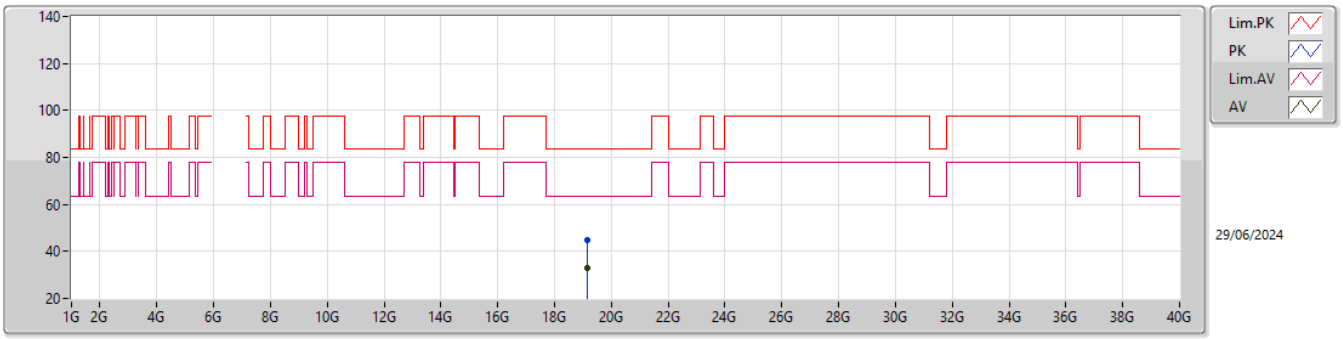

EUT Z_2TX
setting 22
02-H-G-4

Type	Freq	Level	Limit	Margin	Raw	Dist	Condition	Azimuth	Height	Comment	AF	CL	PA
	(Hz)	(dBuV/m)	(dBuV/m)	(dB)	(dBuV)	(m)		(°)	(m)		(dB)	(dB)	(dB)
PK	19.15228G	44.60	83.54	-38.94	41.09	1	Vertical	143	2.73	-	37.71	15.24	49.44
AV	19.15448G	32.97	63.54	-30.57	29.45	1	Vertical	143	2.73	-	37.73	15.24	49.45

5.925-6.425GHz_802.11be EHT80-BF_Nss1,(MCS0)_2TX

6385MHz_TX

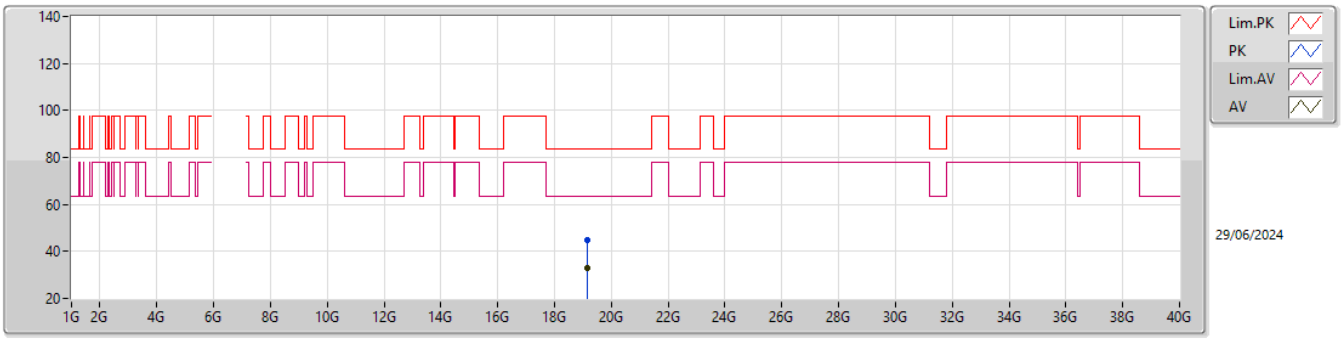

EUT Z_2TX
setting 22
02-H-G-4

Type	Freq	Level	Limit	Margin	Raw	Dist	Condition	Azimuth	Height	Comment	AF	CL	PA
	(Hz)	(dBuV/m)	(dBuV/m)	(dB)	(dBuV)	(m)		(°)	(m)		(dB)	(dB)	(dB)
PK	19.1574G	44.94	83.54	-38.60	41.41	1	Horizontal	206	1.84	-	37.74	15.24	49.45
AV	19.15814G	32.96	63.54	-30.58	29.42	1	Horizontal	206	1.84	-	37.75	15.24	49.45

6.425-6.525GHz_802.11be EHT80-BF_Nss1,(MCS0)_2TX

6465MHz_TX

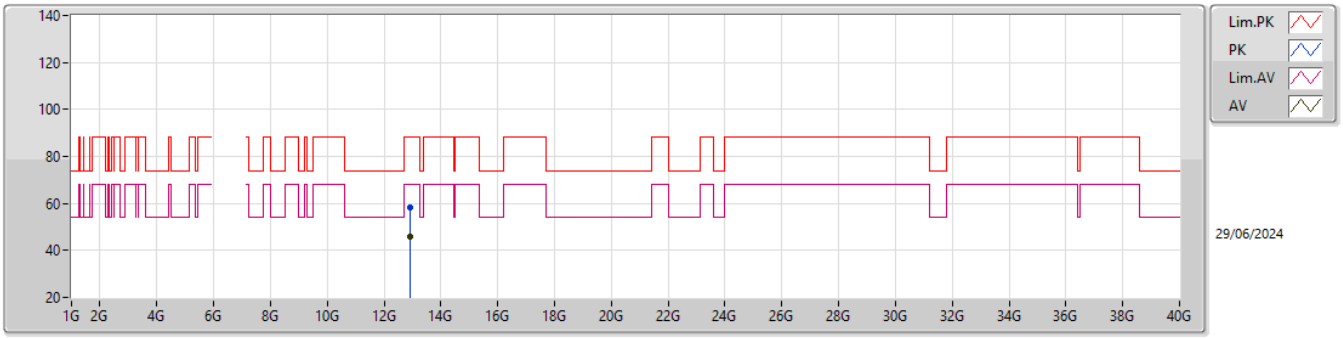

EUT Z_2TX
setting 21
02-H-G-4

Type	Freq	Level	Limit	Margin	Raw	Dist	Condition	Azimuth	Height	Comment	AF	CL	PA
	(Hz)	(dBuV/m)	(dBuV/m)	(dB)	(dBuV)	(m)		(°)	(m)		(dB)	(dB)	(dB)
PK	12.92824G	58.24	88.20	-29.96	38.50	3	Vertical	318	2.00	-	39.21	12.19	31.66
RMS	12.92738G	46.09	68.20	-22.11	26.35	3	Vertical	318	2.00	-	39.21	12.19	31.66

6.425-6.525GHz_802.11be EHT80-BF_Nss1,(MCS0)_2TX

6465MHz_TX

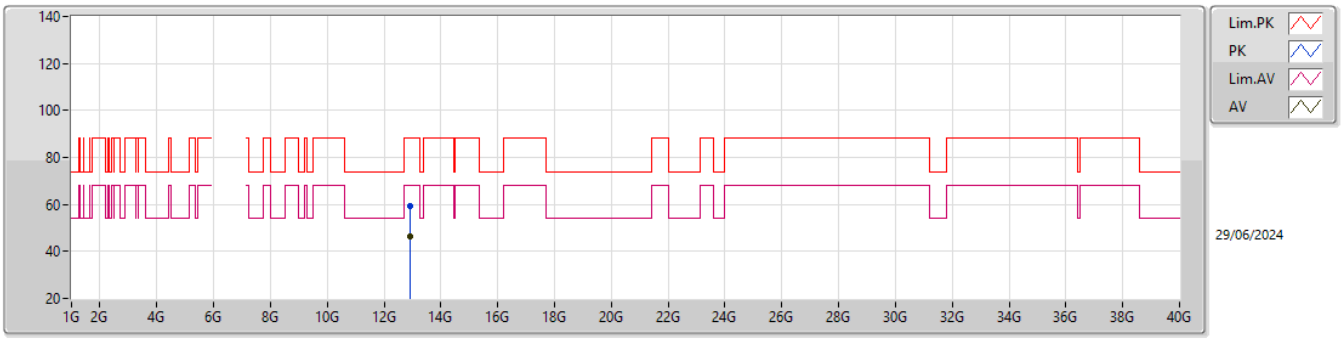

EUT Z_2TX
setting 21
02-H-G-4

Type	Freq	Level	Limit	Margin	Raw	Dist	Condition	Azimuth	Height	Comment	AF	CL	PA
	(Hz)	(dBuV/m)	(dBuV/m)	(dB)	(dBuV)	(m)		(°)	(m)		(dB)	(dB)	(dB)
PK	12.9267G	59.07	88.20	-29.13	39.33	3	Horizontal	39	1.62	-	39.21	12.19	31.66
RMS	12.92511G	46.13	68.20	-22.07	26.40	3	Horizontal	39	1.62	-	39.20	12.19	31.66

6.425-6.525GHz_802.11be EHT80-BF_Nss1,(MCS0)_2TX

6465MHz_TX

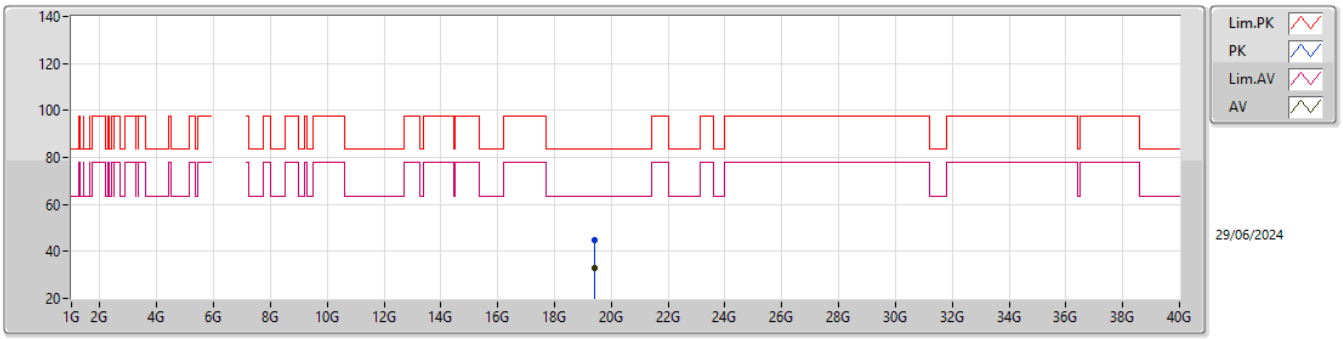

EUT Z_2TX
setting 21
02-H-G-4

Type	Freq	Level	Limit	Margin	Raw	Dist	Condition	Azimuth	Height	Comment	AF	CL	PA
	(Hz)	(dBuV/m)	(dBuV/m)	(dB)	(dBuV)	(m)		(°)	(m)		(dB)	(dB)	(dB)
PK	19.39162G	44.92	83.54	-38.62	41.33	1	Vertical	124	1.86	-	37.97	15.23	49.61
AV	19.39864G	33.04	63.54	-30.50	29.43	1	Vertical	124	1.86	-	37.99	15.23	49.61

6.425-6.525GHz_802.11be EHT80-BF_Nss1,(MCS0)_2TX

6465MHz_TX

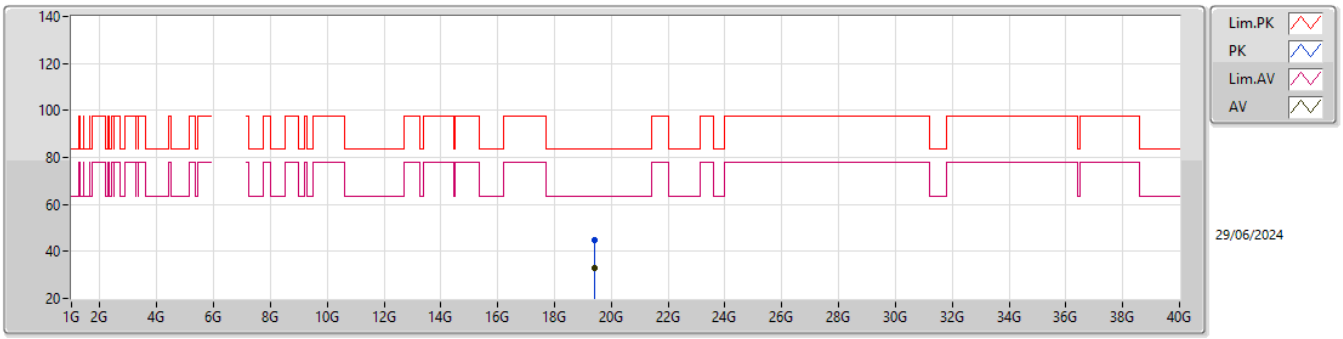

EUT Z_2TX
setting 21
02-H-G-4

Type	Freq	Level	Limit	Margin	Raw	Dist	Condition	Azimuth	Height	Comment	AF	CL	PA
	(Hz)	(dBuV/m)	(dBuV/m)	(dB)	(dBuV)	(m)		(°)	(m)		(dB)	(dB)	(dB)
PK	19.39009G	44.59	83.54	-38.95	41.01	1	Horizontal	261	2.22	-	37.96	15.23	49.61
AV	19.39616G	32.91	63.54	-30.63	29.31	1	Horizontal	261	2.22	-	37.98	15.23	49.61