5.15-5.25GHz_802.11be EHT40-BF_Nss1,(MCS0)_2TX

5230MHz_TX

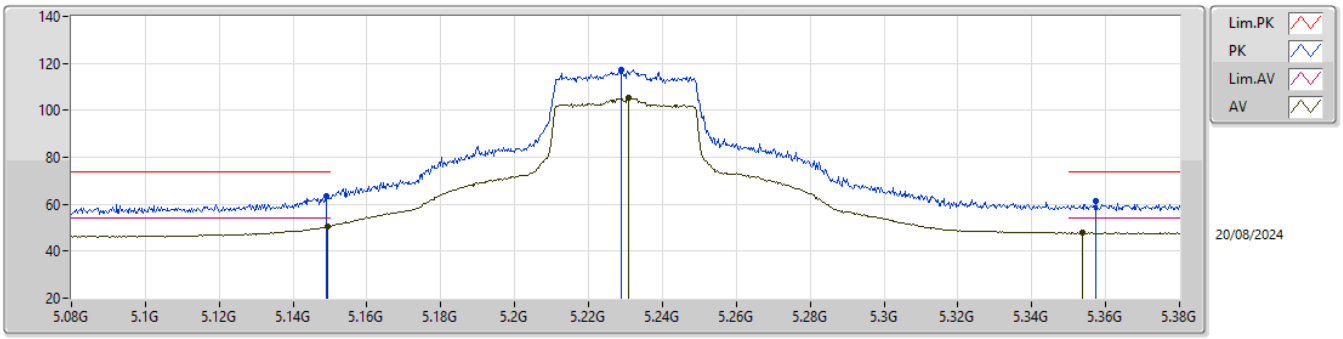

EUT Y_2TX
Setting 27
03-E-R-7-10

Type	Freq	Level	Limit	Margin	Raw	Dist	Condition	Azimuth	Height	Comment	AF	CL	PA
	(Hz)	(dBuV/m)	(dBuV/m)	(dB)	(dBuV)	(m)		(°)	(m)		(dB)	(dB)	(dB)
PK	5.149G	63.62	74.00	-10.38	58.13	3	Vertical	164	1.80	-	33.99	6.80	35.30
AV	5.1493G	50.50	54.00	-3.50	45.00	3	Vertical	164	1.80	-	34.00	6.80	35.30
PK	5.2288G	117.15	Inf	-Inf	111.45	3	Vertical	164	1.80	-	34.06	6.93	35.29
AV	5.2309G	105.41	Inf	-Inf	99.71	3	Vertical	164	1.80	-	34.06	6.93	35.29
PK	5.3572G	61.15	74.00	-12.85	54.90	3	Vertical	164	1.80	-	34.41	7.11	35.27
AV	5.3536G	47.86	54.00	-6.14	41.61	3	Vertical	164	1.80	-	34.41	7.11	35.27

5.15-5.25GHz_802.11be EHT40-BF_Nss1,(MCS0)_2TX

5230MHz_TX

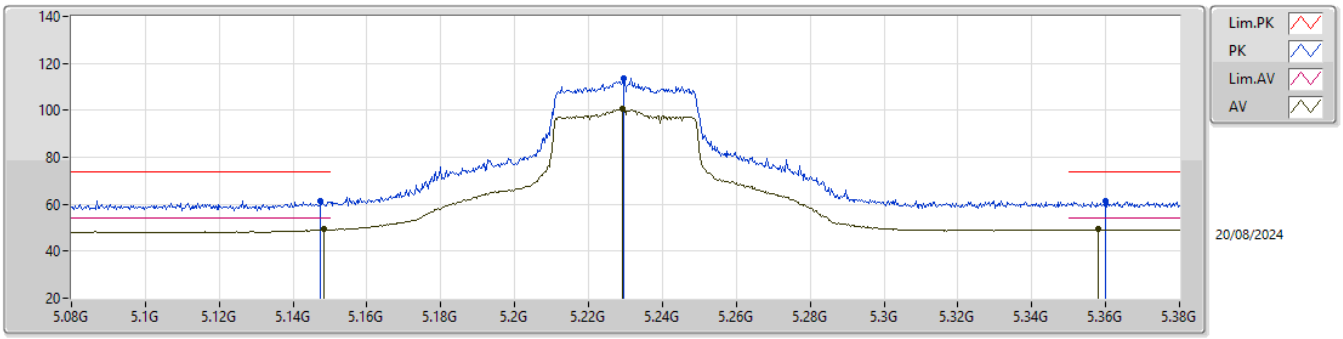

EUT Y_2TX
Setting 27
02-E-V-1-10

Type	Freq	Level	Limit	Margin	Raw	Dist	Condition	Azimuth	Height	Comment	AF	CL	PA
	(Hz)	(dBuV/m)	(dBuV/m)	(dB)	(dBuV)	(m)		(°)	(m)		(dB)	(dB)	(dB)
PK	5.1475G	61.54	74.00	-12.46	51.89	3	Horizontal	157	2.53	-	33.60	6.98	30.93
AV	5.1484G	49.24	54.00	-4.76	39.59	3	Horizontal	157	2.53	-	33.60	6.98	30.93
PK	5.2294G	113.78	Inf	-Inf	103.90	3	Horizontal	157	2.53	-	33.76	7.00	30.88
AV	5.2291G	100.77	Inf	-Inf	90.89	3	Horizontal	157	2.53	-	33.76	7.00	30.88
PK	5.3599G	61.61	74.00	-12.39	51.53	3	Horizontal	157	2.53	-	33.92	6.97	30.81
AV	5.3581G	49.28	54.00	-4.72	39.20	3	Horizontal	157	2.53	-	33.92	6.97	30.81

5.15-5.25GHz_802.11be EHT40-BF_Nss1,(MCS0)_2TX

5230MHz_TX

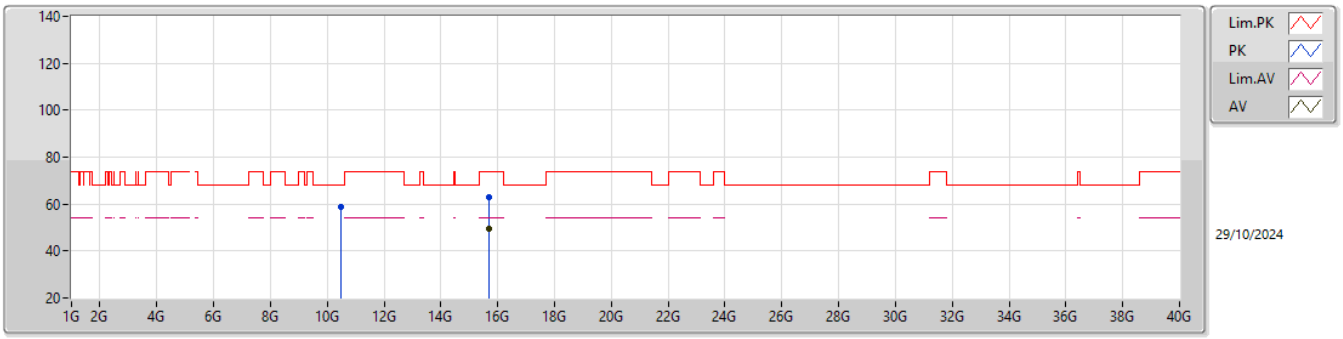

EUT Y_2TX
Setting 27
02-E-V-1

Type	Freq	Level	Limit	Margin	Raw	Dist	Condition	Azimuth	Height	Comment	AF	CL	PA
	(Hz)	(dBuV/m)	(dBuV/m)	(dB)	(dBuV)	(m)		(°)	(m)		(dB)	(dB)	(dB)
PK	10.47095G	59.01	68.20	-9.19	39.96	3	Vertical	330	2.42	-	38.44	11.11	30.50
PK	15.69273G	62.77	74.00	-11.23	45.33	3	Vertical	337	2.30	-	37.61	11.86	32.03
AV	15.68625G	49.28	54.00	-4.72	31.82	3	Vertical	337	2.30	-	37.63	11.86	32.03

5.15-5.25GHz_802.11be EHT40-BF_Nss1,(MCS0)_2TX

5230MHz_TX

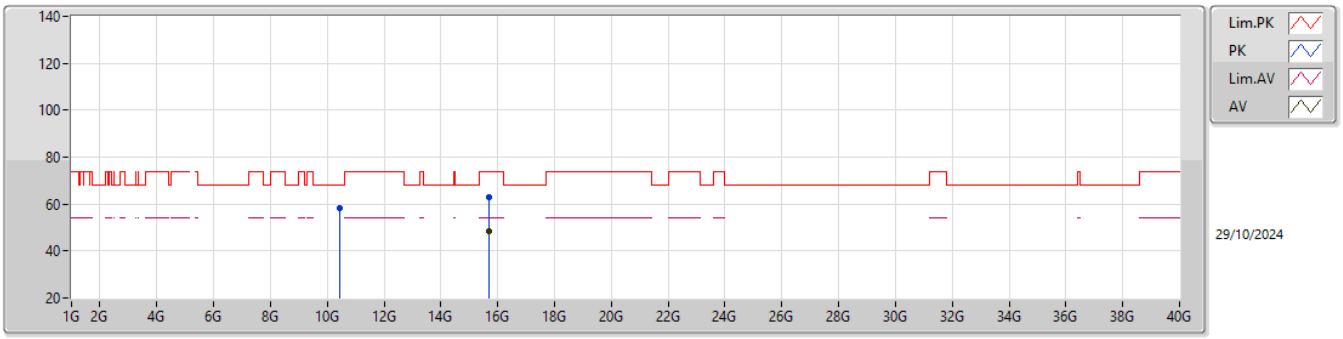

EUT Y_2TX
Setting 27
02-E-V-1

Type	Freq	Level	Limit	Margin	Raw	Dist	Condition	Azimuth	Height	Comment	AF	CL	PA
	(Hz)	(dBuV/m)	(dBuV/m)	(dB)	(dBuV)	(m)		(°)	(m)		(dB)	(dB)	(dB)
PK	10.45883G	58.27	68.20	-9.93	39.25	3	Horizontal	0	2.52	-	38.42	11.10	30.50
PK	15.68112G	62.71	74.00	-11.29	45.24	3	Horizontal	158	1.14	-	37.64	11.86	32.03
AV	15.68355G	48.41	54.00	-5.59	30.95	3	Horizontal	158	1.14	-	37.63	11.86	32.03

5.25-5.35GHz_802.11be EHT40-BF_Nss1,(MCS0)_2TX

5270MHz_TX

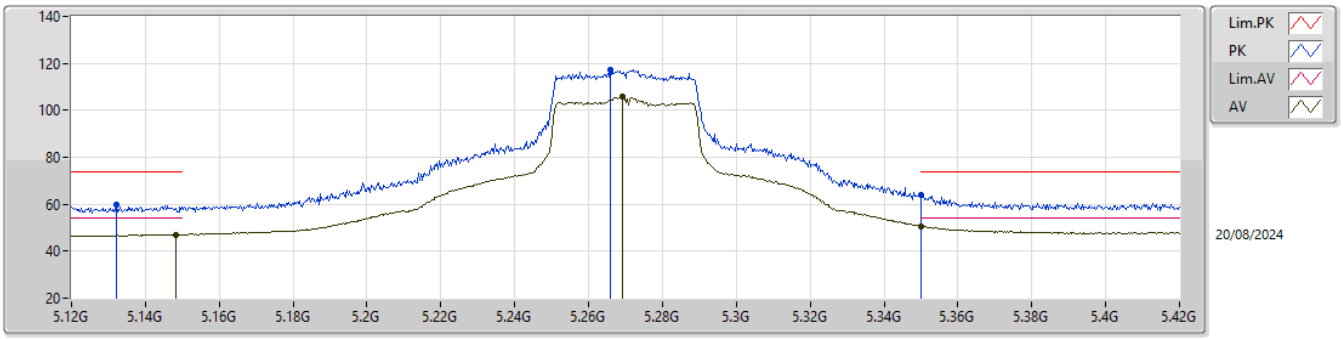

EUT Y_2TX
Setting 27
03-E-R-7-10

Type	Freq	Level	Limit	Margin	Raw	Dist	Condition	Azimuth	Height	Comment	AF	CL	PA
	(Hz)	(dBuV/m)	(dBuV/m)	(dB)	(dBuV)	(m)		(°)	(m)		(dB)	(dB)	(dB)
PK	5.1323G	59.69	74.00	-14.31	54.34	3	Vertical	110	1.80	-	33.89	6.77	35.31
AV	5.1482G	47.14	54.00	-6.86	41.65	3	Vertical	110	1.80	-	33.99	6.80	35.30
PK	5.2658G	117.38	Inf	-Inf	111.52	3	Vertical	110	1.80	-	34.16	6.98	35.28
AV	5.2691G	105.85	Inf	-Inf	99.96	3	Vertical	110	1.80	-	34.18	6.99	35.28
PK	5.35G	63.91	74.00	-10.09	57.68	3	Vertical	110	1.80	-	34.40	7.10	35.27
AV	5.35G	50.68	54.00	-3.32	44.45	3	Vertical	110	1.80	-	34.40	7.10	35.27

5.25-5.35GHz_802.11be EHT40-BF_Nss1,(MCS0)_2TX

5270MHz_TX

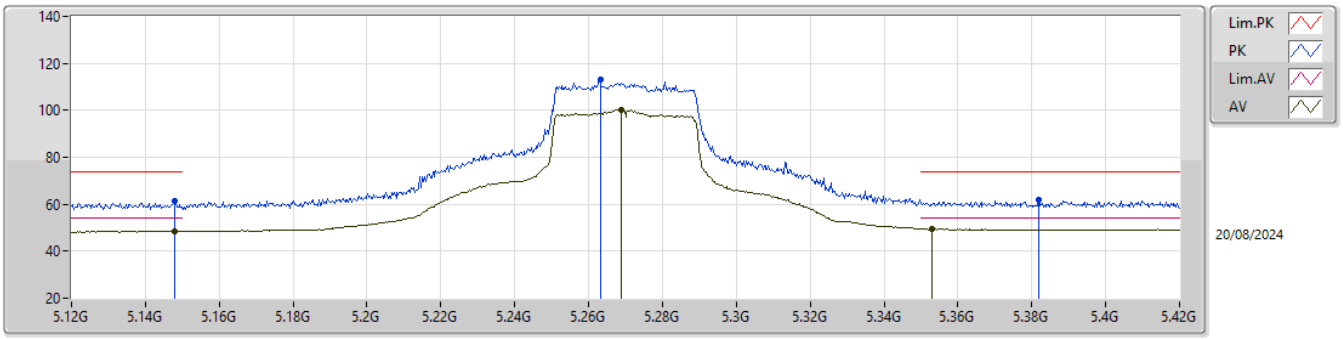

EUT Y_2TX
Setting 27
02-E-V-1-10

Type	Freq	Level	Limit	Margin	Raw	Dist	Condition	Azimuth	Height	Comment	AF	CL	PA
	(Hz)	(dBuV/m)	(dBuV/m)	(dB)	(dBuV)	(m)		(°)	(m)		(dB)	(dB)	(dB)
PK	5.1479G	61.49	74.00	-12.51	51.84	3	Horizontal	145	3.00	-	33.60	6.98	30.93
AV	5.1479G	48.62	54.00	-5.38	38.97	3	Horizontal	145	3.00	-	33.60	6.98	30.93
PK	5.2631G	112.95	Inf	-Inf	102.99	3	Horizontal	145	3.00	-	33.83	6.99	30.86
AV	5.2688G	100.42	Inf	-Inf	90.45	3	Horizontal	145	3.00	-	33.84	6.99	30.86
PK	5.3819G	61.81	74.00	-12.19	51.69	3	Horizontal	145	3.00	-	33.96	6.96	30.80
AV	5.3531G	49.54	54.00	-4.46	39.47	3	Horizontal	145	3.00	-	33.91	6.97	30.81

5.25-5.35GHz_802.11be EHT40-BF_Nss1,(MCS0)_2TX

5270MHz_TX

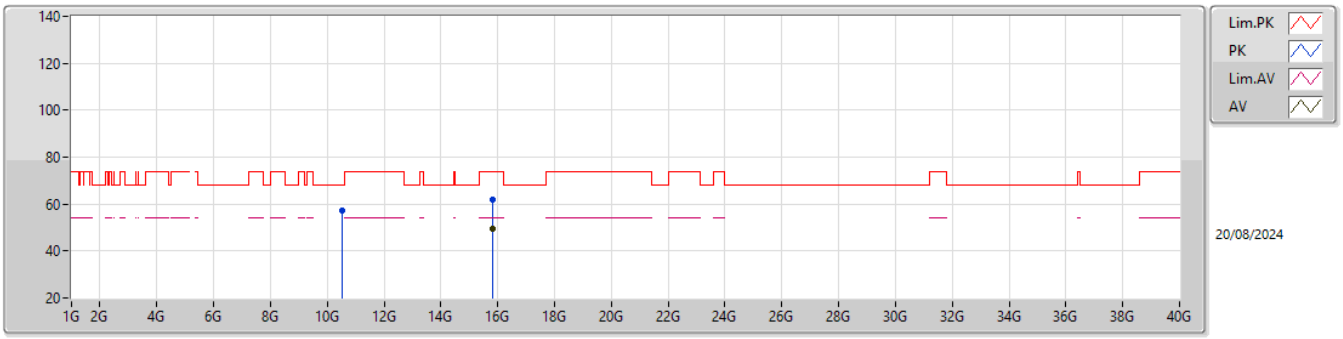

EUT Y_2TX
Setting 27
03-E-R-7

Type	Freq	Level	Limit	Margin	Raw	Dist	Condition	Azimuth	Height	Comment	AF	CL	PA
	(Hz)	(dBuV/m)	(dBuV/m)	(dB)	(dBuV)	(m)		(°)	(m)		(dB)	(dB)	(dB)
PK	10.54507G	57.47	68.20	-10.73	43.25	3	Vertical	335	1.82	-	38.00	10.71	34.49
PK	15.81933G	62.12	74.00	-11.88	46.86	3	Vertical	353	2.04	-	37.56	12.76	35.06
AV	15.81195G	49.65	54.00	-4.35	34.37	3	Vertical	353	2.04	-	37.58	12.76	35.06

5.25-5.35GHz_802.11be EHT40-BF_Nss1,(MCS0)_2TX

5270MHz_TX

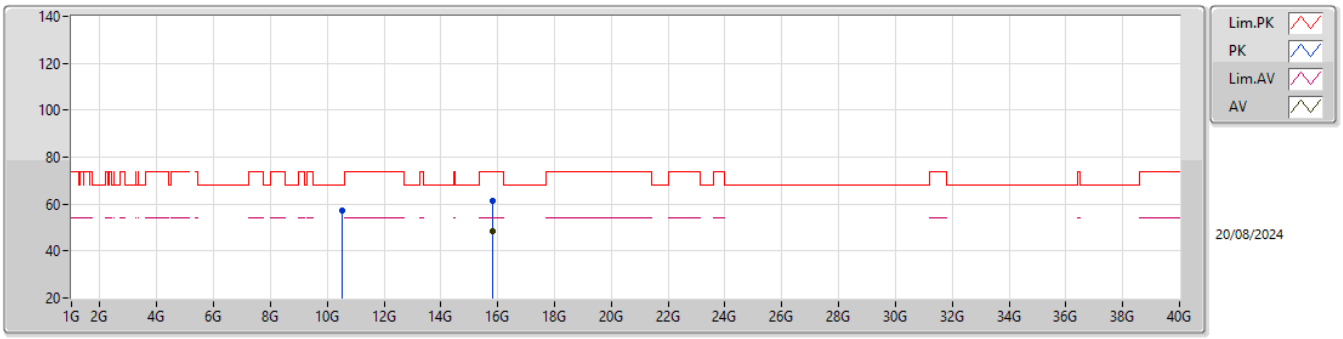

EUT Y_2TX
Setting 27
03-E-R-7

Type	Freq	Level	Limit	Margin	Raw	Dist	Condition	Azimuth	Height	Comment	AF	CL	PA
	(Hz)	(dBuV/m)	(dBuV/m)	(dB)	(dBuV)	(m)		(°)	(m)		(dB)	(dB)	(dB)
PK	10.54405G	57.18	68.20	-11.02	42.96	3	Horizontal	359	2.52	-	38.00	10.71	34.49
PK	15.80289G	61.30	74.00	-12.70	46.00	3	Horizontal	352	1.80	-	37.59	12.76	35.05
AV	15.81168G	48.43	54.00	-5.57	33.15	3	Horizontal	352	1.80	-	37.58	12.76	35.06

5.25-5.35GHz_802.11be EHT40-BF_Nss1,(MCS0)_2TX

5310MHz_TX

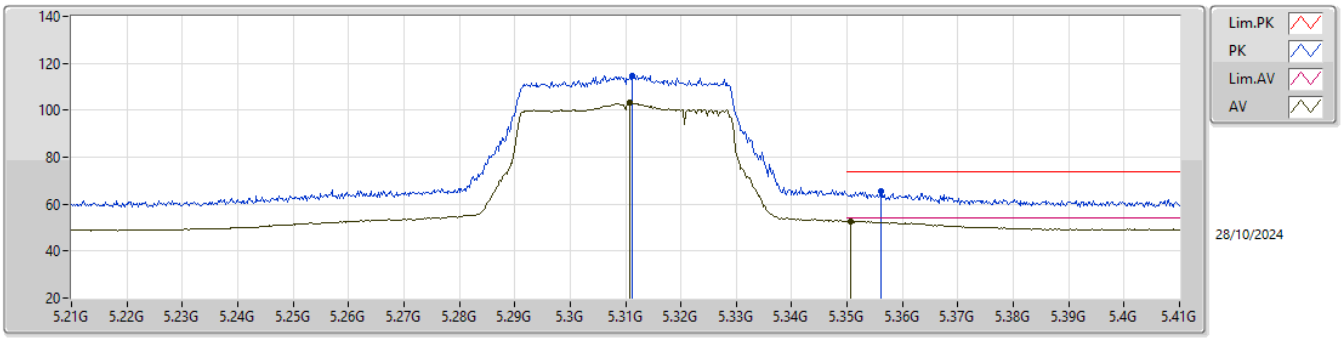

EUT Y_2TX
Setting 24
02-E-V-1-10

Type	Freq	Level	Limit	Margin	Raw	Dist	Condition	Azimuth	Height	Comment	AF	CL	PA
	(Hz)	(dBuV/m)	(dBuV/m)	(dB)	(dBuV)	(m)		(°)	(m)		(dB)	(dB)	(dB)
PK	5.3112G	114.83	Inf	-Inf	104.79	3	Vertical	26	1.80	-	33.90	6.98	30.84
AV	5.3108G	103.16	Inf	-Inf	93.12	3	Vertical	26	1.80	-	33.90	6.98	30.84
PK	5.3562G	65.72	74.00	-8.28	55.65	3	Vertical	26	1.80	-	33.91	6.97	30.81
AV	5.3506G	52.72	54.00	-1.28	42.66	3	Vertical	26	1.80	-	33.90	6.97	30.81

5.25-5.35GHz_802.11be EHT40-BF_Nss1,(MCS0)_2TX

5310MHz_TX

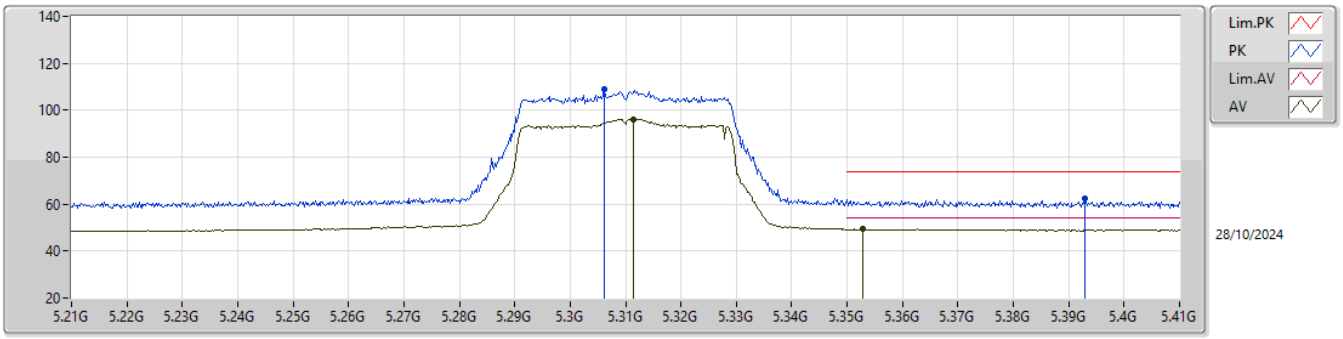

EUT Y_2TX
Setting 24
02-E-V-1-10

Type	Freq	Level	Limit	Margin	Raw	Dist	Condition	Azimuth	Height	Comment	AF	CL	PA
	(Hz)	(dBuV/m)	(dBuV/m)	(dB)	(dBuV)	(m)		(°)	(m)		(dB)	(dB)	(dB)
PK	5.3062G	108.93	Inf	-Inf	98.89	3	Horizontal	121	2.58	-	33.90	6.98	30.84
AV	5.3114G	96.17	Inf	-Inf	86.13	3	Horizontal	121	2.58	-	33.90	6.98	30.84
PK	5.393G	62.58	74.00	-11.42	52.42	3	Horizontal	121	2.58	-	33.99	6.96	30.79
AV	5.3528G	49.43	54.00	-4.57	39.36	3	Horizontal	121	2.58	-	33.91	6.97	30.81

5.25-5.35GHz_802.11be EHT40-BF_Nss1,(MCS0)_2TX

5310MHz_TX

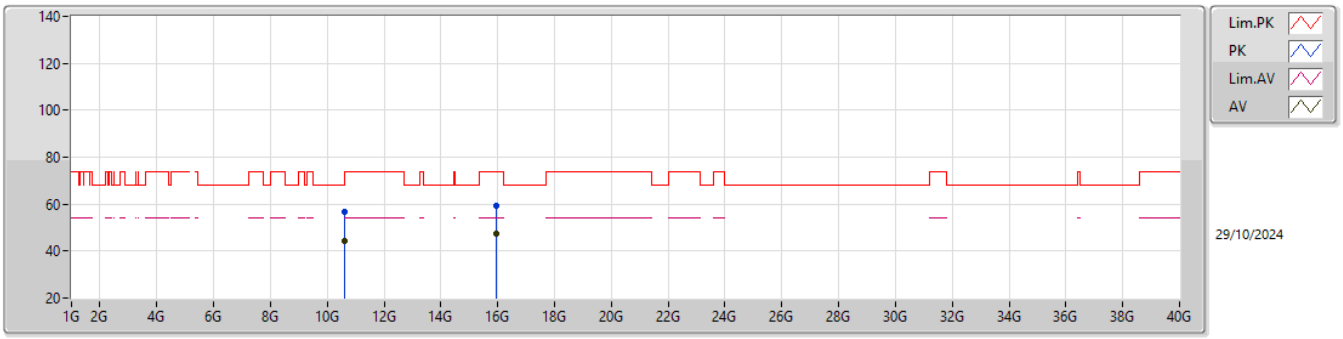

EUT Y_2TX
Setting 24
03-E-R-7

Type	Freq	Level	Limit	Margin	Raw	Dist	Condition	Azimuth	Height	Comment	AF	CL	PA
	(Hz)	(dBuV/m)	(dBuV/m)	(dB)	(dBuV)	(m)		(°)	(m)		(dB)	(dB)	(dB)
PK	10.60539G	56.73	74.00	-17.27	42.26	3	Vertical	0	1.11	-	38.20	10.75	34.48
AV	10.60878G	44.10	54.00	-9.90	29.63	3	Vertical	0	1.11	-	38.20	10.75	34.48
PK	15.93339G	59.16	74.00	-14.84	43.97	3	Vertical	10	1.80	-	37.50	12.80	35.11
AV	15.93009G	47.19	54.00	-6.81	32.00	3	Vertical	10	1.80	-	37.50	12.80	35.11

5.25-5.35GHz_802.11be EHT40-BF_Nss1,(MCS0)_2TX

5310MHz_TX

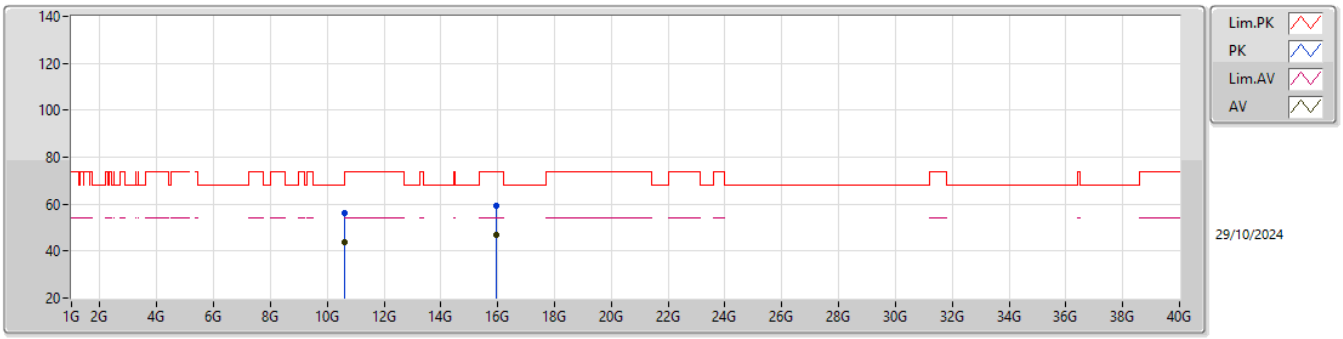

EUT Y_2TX
Setting 24
03-E-R-7

Type	Freq	Level	Limit	Margin	Raw	Dist	Condition	Azimuth	Height	Comment	AF	CL	PA
	(Hz)	(dBuV/m)	(dBuV/m)	(dB)	(dBuV)	(m)		(°)	(m)		(dB)	(dB)	(dB)
PK	10.60782G	56.09	74.00	-17.91	41.62	3	Horizontal	283	2.20	-	38.20	10.75	34.48
AV	10.61994G	43.73	54.00	-10.27	29.26	3	Horizontal	283	2.20	-	38.20	10.75	34.48
PK	15.93153G	59.17	74.00	-14.83	43.98	3	Horizontal	0	1.23	-	37.50	12.80	35.11
AV	15.93033G	46.79	54.00	-7.21	31.60	3	Horizontal	0	1.23	-	37.50	12.80	35.11

5.47-5.725GHz_802.11be EHT40-BF_Nss1,(MCS0)_2TX

5510MHz_TX

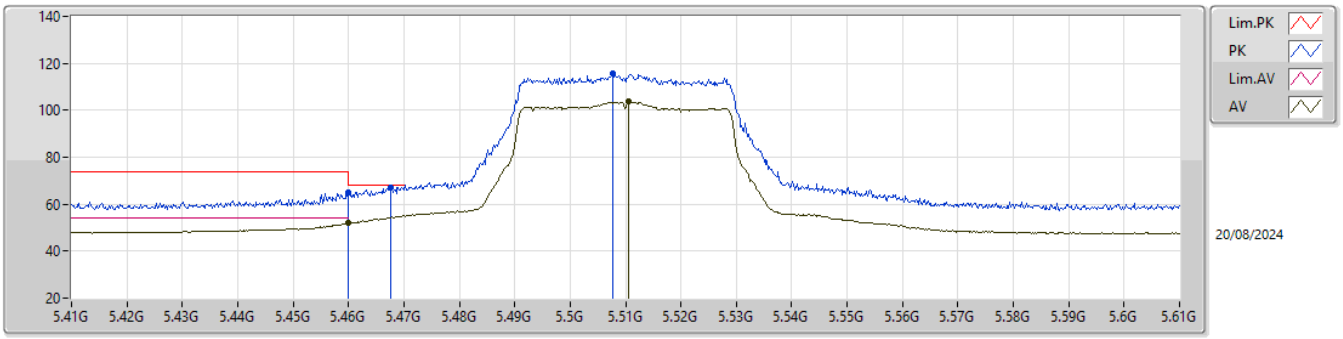

EUT Y_2TX
Setting 24
03-E-R-7-10

Type	Freq	Level	Limit	Margin	Raw	Dist	Condition	Azimuth	Height	Comment	AF	CL	PA
	(Hz)	(dBuV/m)	(dBuV/m)	(dB)	(dBuV)	(m)		(°)	(m)		(dB)	(dB)	(dB)
PK	5.46G	65.07	74.00	-8.93	58.55	3	Vertical	87	1.80	-	34.52	7.25	35.25
AV	5.46G	51.94	54.00	-2.06	45.42	3	Vertical	87	1.80	-	34.52	7.25	35.25
PK	5.4676G	67.21	68.20	-0.99	60.66	3	Vertical	87	1.80	-	34.54	7.26	35.25
PK	5.5078G	115.51	Inf	-Inf	108.86	3	Vertical	87	1.80	-	34.57	7.32	35.24
AV	5.5106G	103.57	Inf	-Inf	96.93	3	Vertical	87	1.80	-	34.56	7.32	35.24

5.47-5.725GHz_802.11be EHT40-BF_Nss1,(MCS0)_2TX

5510MHz_TX

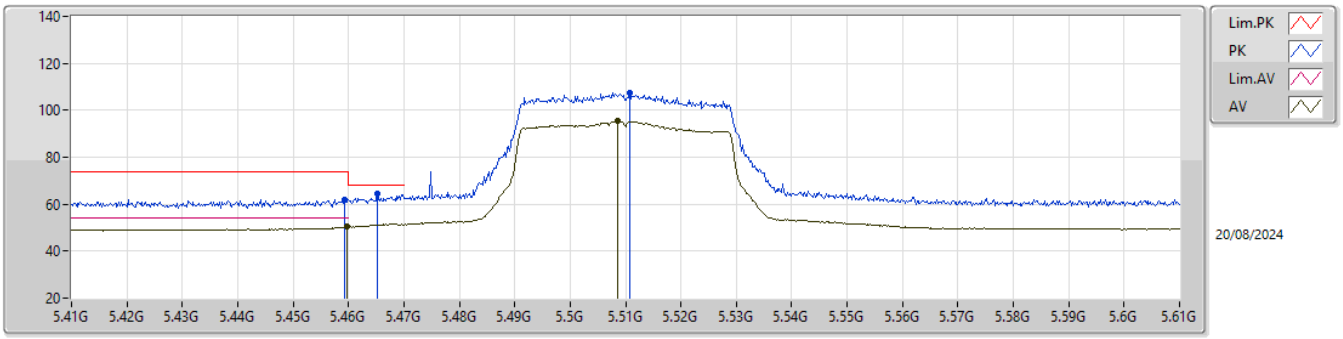

EUT Y_2TX
Setting 24
02-E-V-1-10

Type	Freq	Level	Limit	Margin	Raw	Dist	Condition	Azimuth	Height	Comment	AF	CL	PA
	(Hz)	(dBuV/m)	(dBuV/m)	(dB)	(dBuV)	(m)		(°)	(m)		(dB)	(dB)	(dB)
PK	5.4592G	62.02	74.00	-11.98	51.59	3	Horizontal	161	2.35	-	34.02	7.16	30.75
AV	5.4598G	50.28	54.00	-3.72	39.85	3	Horizontal	161	2.35	-	34.02	7.16	30.75
PK	5.4652G	64.59	68.20	-3.61	54.13	3	Horizontal	161	2.35	-	34.03	7.18	30.75
PK	5.5108G	107.40	Inf	-Inf	96.72	3	Horizontal	161	2.35	-	34.08	7.33	30.73
AV	5.5086G	95.42	Inf	-Inf	84.75	3	Horizontal	161	2.35	-	34.08	7.32	30.73

5.47-5.725GHz_802.11be EHT40-BF_Nss1,(MCS0)_2TX

5510MHz_TX

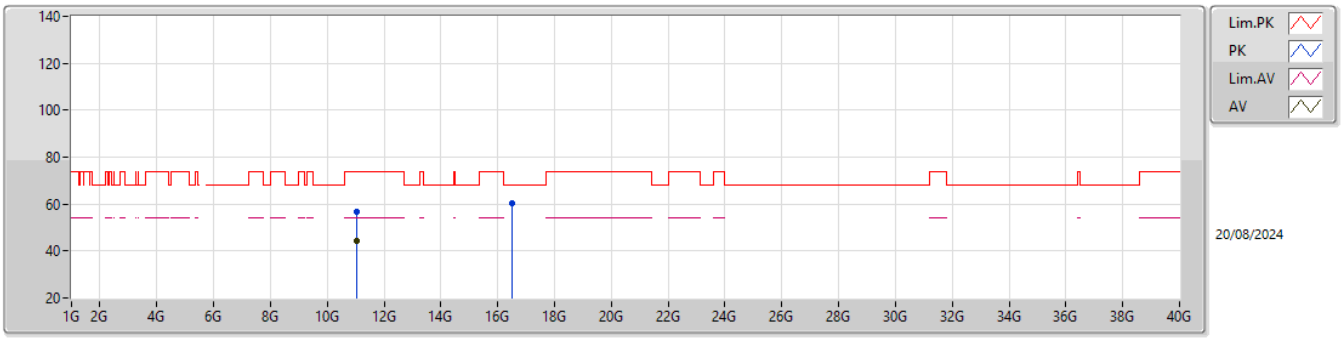

EUT Y_2TX
Setting 24
03-E-R-7

Type	Freq	Level	Limit	Margin	Raw	Dist	Condition	Azimuth	Height	Comment	AF	CL	PA
	(Hz)	(dBuV/m)	(dBuV/m)	(dB)	(dBuV)	(m)		(°)	(m)		(dB)	(dB)	(dB)
PK	11.01862G	56.63	74.00	-17.37	41.76	3	Vertical	27	1.14	-	38.34	10.98	34.45
AV	11.02195G	44.28	54.00	-9.72	29.41	3	Vertical	27	1.14	-	38.34	10.98	34.45
PK	16.52172G	60.49	68.20	-7.71	43.90	3	Vertical	0	1.80	-	38.26	13.17	34.84

5.47-5.725GHz_802.11be EHT40-BF_Nss1,(MCS0)_2TX

5510MHz_TX

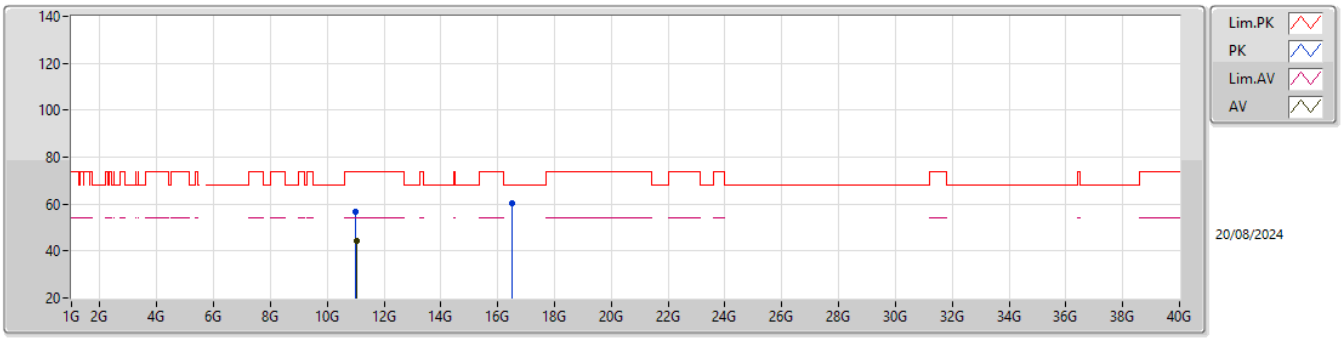

EUT Y_2TX
Setting 24
03-E-R-7

Type	Freq	Level	Limit	Margin	Raw	Dist	Condition	Azimuth	Height	Comment	AF	CL	PA
	(Hz)	(dBuV/m)	(dBuV/m)	(dB)	(dBuV)	(m)		(°)	(m)		(dB)	(dB)	(dB)
PK	11.01436G	56.80	74.00	-17.20	41.95	3	Horizontal	321	1.80	-	38.33	10.97	34.45
AV	11.02309G	44.18	54.00	-9.82	29.30	3	Horizontal	321	1.80	-	38.35	10.98	34.45
PK	16.52697G	60.28	68.20	-7.92	43.68	3	Horizontal	26	1.80	-	38.25	13.18	34.83

5.47-5.725GHz_802.11be EHT40-BF_Nss1,(MCS0)_2TX

5550MHz_TX

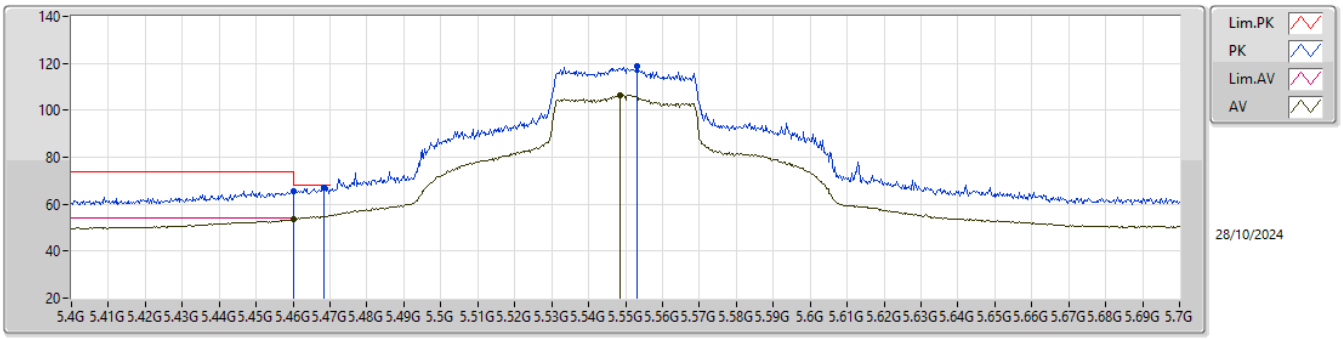

EUT Y_2TX
Setting 28
02-E-V-1-10

Type	Freq	Level	Limit	Margin	Raw	Dist	Condition	Azimuth	Height	Comment	AF	CL	PA
	(Hz)	(dBuV/m)	(dBuV/m)	(dB)	(dBuV)	(m)		(°)	(m)		(dB)	(dB)	(dB)
PK	5.46G	65.49	74.00	-8.51	55.06	3	Vertical	340	1.30	-	34.02	7.16	30.75
AV	5.46G	53.62	54.00	-0.38	43.19	3	Vertical	340	1.30	-	34.02	7.16	30.75
PK	5.4684G	67.26	68.20	-0.94	56.78	3	Vertical	340	1.30	-	34.04	7.19	30.75
PK	5.553G	118.64	Inf	-Inf	107.90	3	Vertical	340	1.30	-	34.00	7.46	30.72
AV	5.5485G	106.53	Inf	-Inf	95.80	3	Vertical	340	1.30	-	34.00	7.45	30.72

5.47-5.725GHz_802.11be EHT40-BF_Nss1,(MCS0)_2TX

5550MHz_TX

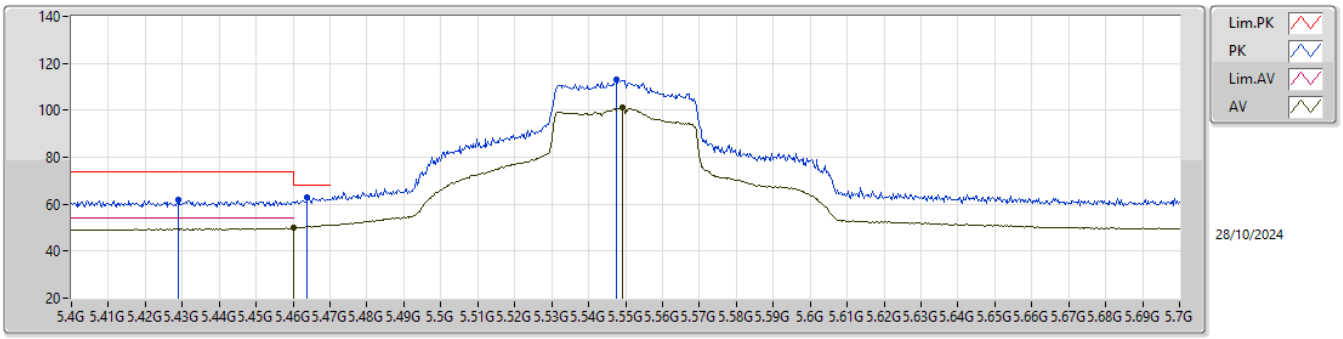

EUT Y_2TX
Setting 28
02-E-V-1-10

Type	Freq	Level	Limit	Margin	Raw	Dist	Condition	Azimuth	Height	Comment	AF	CL	PA
	(Hz)	(dBuV/m)	(dBuV/m)	(dB)	(dBuV)	(m)		(°)	(m)		(dB)	(dB)	(dB)
PK	5.4288G	61.84	74.00	-12.16	51.55	3	Horizontal	151	2.76	-	34.00	7.06	30.77
PK	5.4639G	62.84	68.20	-5.36	52.39	3	Horizontal	151	2.76	-	34.03	7.17	30.75
AV	5.46G	49.89	54.00	-4.11	39.46	3	Horizontal	151	2.76	-	34.02	7.16	30.75
PK	5.5476G	112.95	Inf	-Inf	102.22	3	Horizontal	151	2.76	-	34.00	7.45	30.72
AV	5.5491G	101.21	Inf	-Inf	90.48	3	Horizontal	151	2.76	-	34.00	7.45	30.72

5.47-5.725GHz_802.11be EHT40-BF_Nss1,(MCS0)_2TX

5550MHz_TX

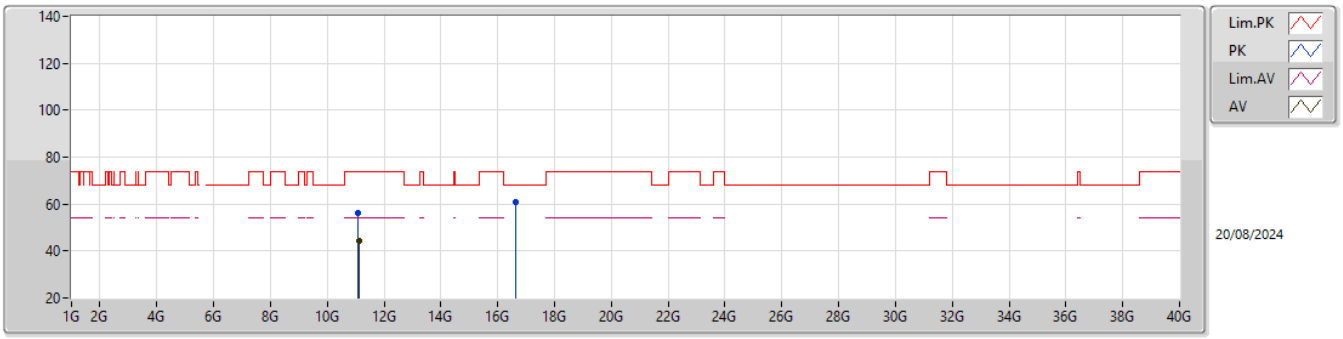

EUT Y_2TX
Setting 28
03-E-R-7

Type	Freq	Level	Limit	Margin	Raw	Dist	Condition	Azimuth	Height	Comment	AF	CL	PA
	(Hz)	(dBuV/m)	(dBuV/m)	(dB)	(dBuV)	(m)		(°)	(m)		(dB)	(dB)	(dB)
PK	11.09832G	56.28	74.00	-17.72	41.29	3	Vertical	18	1.80	-	38.40	11.02	34.43
AV	11.10639G	44.09	54.00	-9.91	29.11	3	Vertical	18	1.80	-	38.39	11.02	34.43
PK	16.6494G	61.00	68.20	-7.20	43.74	3	Vertical	-0	1.98	-	38.70	13.26	34.70

5.47-5.725GHz_802.11be EHT40-BF_Nss1,(MCS0)_2TX

5550MHz_TX

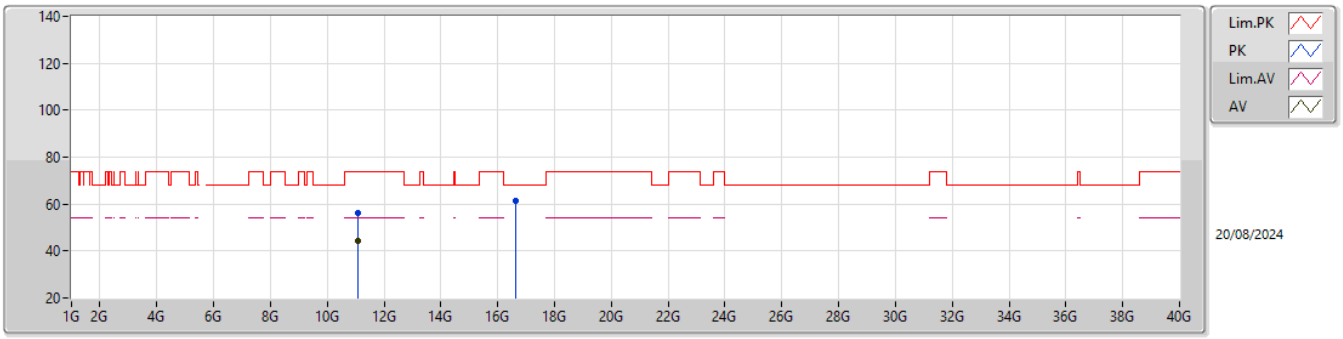

EUT Y_2TX
Setting 28
03-E-R-7

Type	Freq	Level	Limit	Margin	Raw	Dist	Condition	Azimuth	Height	Comment	AF	CL	PA
	(Hz)	(dBuV/m)	(dBuV/m)	(dB)	(dBuV)	(m)		(°)	(m)		(dB)	(dB)	(dB)
PK	11.09565G	56.18	74.00	-17.82	41.19	3	Horizontal	21	1.80	-	38.40	11.02	34.43
AV	11.10009G	44.36	54.00	-9.64	29.37	3	Horizontal	21	1.80	-	38.40	11.02	34.43
PK	16.63692G	61.20	68.20	-7.00	44.04	3	Horizontal	256	1.72	-	38.62	13.25	34.71

5.47-5.725GHz_802.11be EHT40-BF_Nss1,(MCS0)_2TX

5670MHz_TX

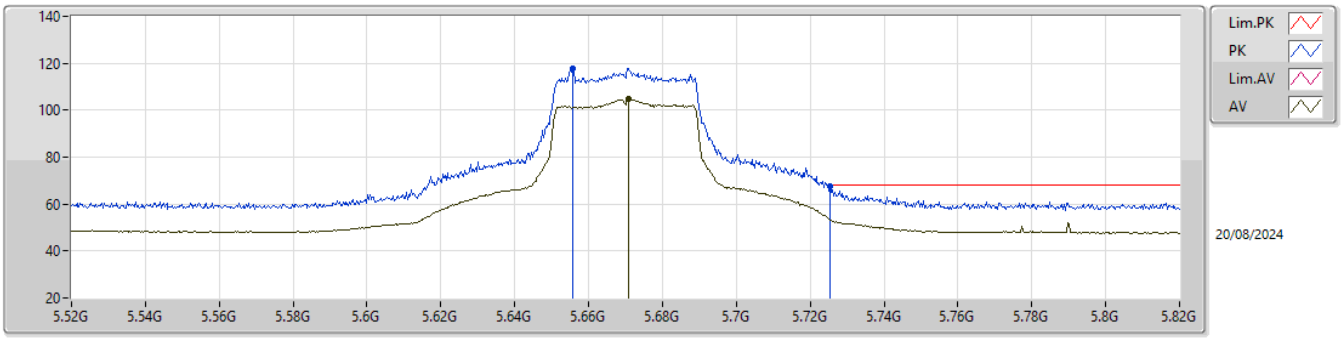

EUT Y_2TX
Setting 25
03-E-R-7-10

Type	Freq	Level	Limit	Margin	Raw	Dist	Condition	Azimuth	Height	Comment	AF	CL	PA
	(Hz)	(dBuV/m)	(dBuV/m)	(dB)	(dBuV)	(m)		(°)	(m)		(dB)	(dB)	(dB)
PK	5.6556G	117.87	Inf	-Inf	111.43	3	Vertical	162	1.90	-	34.19	7.47	35.22
AV	5.6709G	104.91	Inf	-Inf	98.50	3	Vertical	162	1.90	-	34.16	7.47	35.22
PK	5.7255G	67.37	68.20	-0.83	60.94	3	Vertical	162	1.90	-	34.15	7.50	35.22

5.47-5.725GHz_802.11be EHT40-BF_Nss1,(MCS0)_2TX

5670MHz_TX

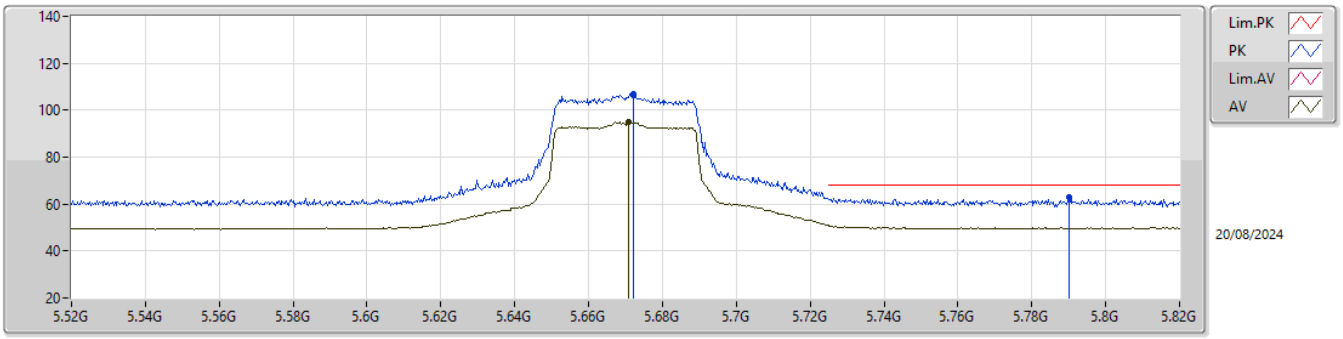

EUT Y_2TX
Setting 25
02-E-V-1-10

Type	Freq	Level	Limit	Margin	Raw	Dist	Condition	Azimuth	Height	Comment	AF	CL	PA
	(Hz)	(dBuV/m)	(dBuV/m)	(dB)	(dBuV)	(m)		(°)	(m)		(dB)	(dB)	(dB)
PK	5.6721G	107.06	Inf	-Inf	96.07	3	Horizontal	117	2.23	-	34.00	7.68	30.69
AV	5.6709G	94.99	Inf	-Inf	84.00	3	Horizontal	117	2.23	-	34.00	7.68	30.69
PK	5.79G	62.91	68.20	-5.29	51.70	3	Horizontal	117	2.23	-	34.08	7.79	30.66

5.47-5.725GHz_802.11be EHT40-BF_Nss1,(MCS0)_2TX

5670MHz_TX

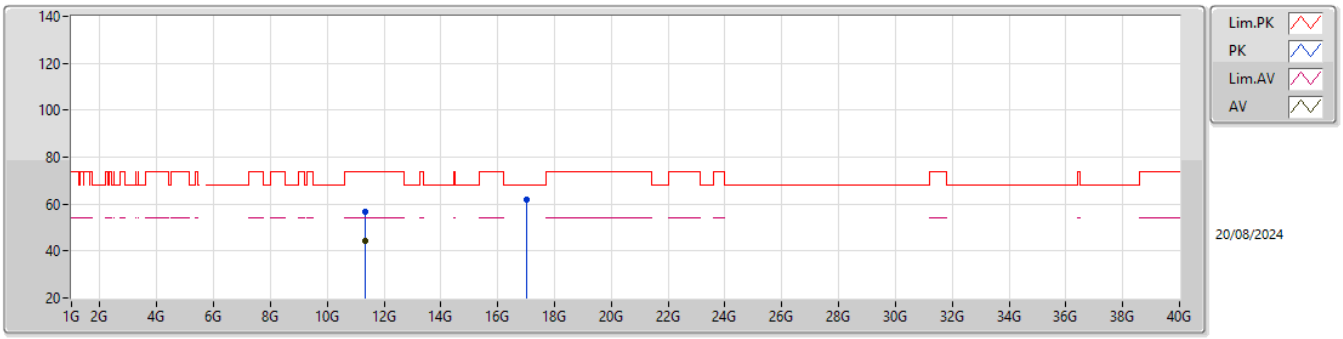

EUT Y_2TX
Setting 25
03-E-R-7

Type	Freq	Level	Limit	Margin	Raw	Dist	Condition	Azimuth	Height	Comment	AF	CL	PA
	(Hz)	(dBuV/m)	(dBuV/m)	(dB)	(dBuV)	(m)		(°)	(m)		(dB)	(dB)	(dB)
PK	11.32689G	56.81	74.00	-17.19	41.49	3	Vertical	24	1.80	-	38.55	11.15	34.38
AV	11.34255G	44.36	54.00	-9.64	28.99	3	Vertical	24	1.80	-	38.59	11.16	34.38
PK	17.00106G	62.06	68.20	-6.14	42.97	3	Vertical	53	2.98	-	39.91	13.50	34.32

5.47-5.725GHz_802.11be EHT40-BF_Nss1,(MCS0)_2TX

5670MHz_TX

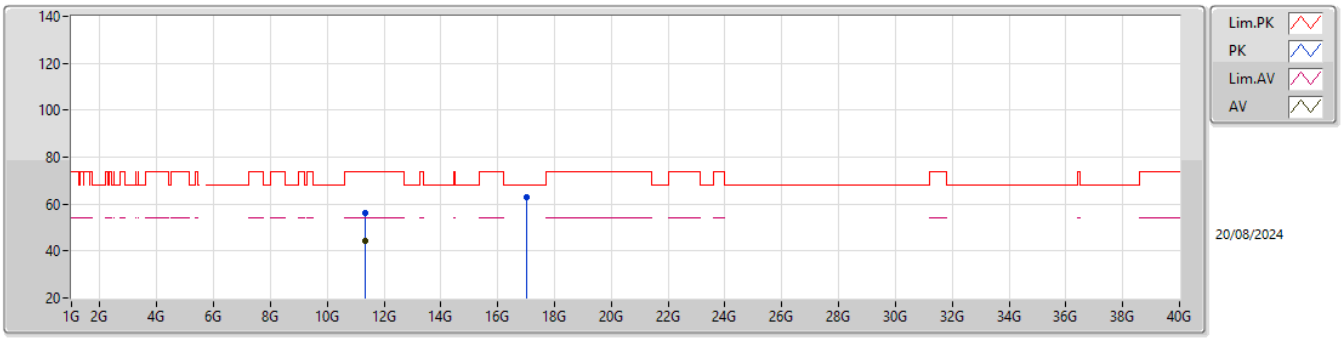

EUT Y_2TX
Setting 25
03-E-R-7

Type	Freq	Level	Limit	Margin	Raw	Dist	Condition	Azimuth	Height	Comment	AF	CL	PA
	(Hz)	(dBuV/m)	(dBuV/m)	(dB)	(dBuV)	(m)		(°)	(m)		(dB)	(dB)	(dB)
PK	11.33463G	56.25	74.00	-17.75	40.91	3	Horizontal	8	1.72	-	38.57	11.15	34.38
AV	11.32884G	44.32	54.00	-9.68	28.99	3	Horizontal	8	1.72	-	38.56	11.15	34.38
PK	17.00529G	62.71	68.20	-5.49	43.59	3	Horizontal	150	1.82	-	39.93	13.50	34.31

5.47-5.725GHz_802.11be EHT40-BF_Nss1,(MCS0)_2TX

5710MHz Straddle 5.47-5.725GHz_TX

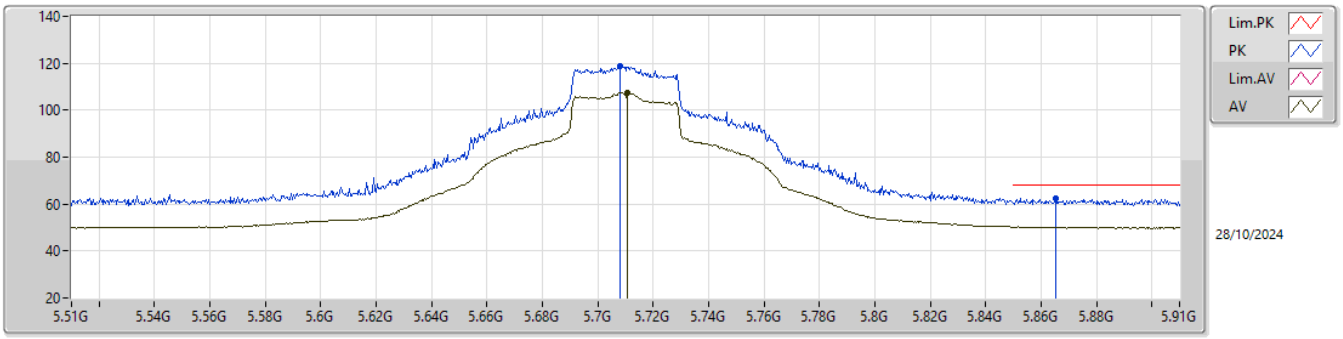

EUT Y_2TX
Setting 30
02-E-V-1-10

Type	Freq	Level	Limit	Margin	Raw	Dist	Condition	Azimuth	Height	Comment	AF	CL	PA
	(Hz)	(dBuV/m)	(dBuV/m)	(dB)	(dBuV)	(m)		(°)	(m)		(dB)	(dB)	(dB)
PK	5.708G	118.85	Inf	-Inf	107.81	3	Vertical	329	1.80	-	34.00	7.72	30.68
AV	5.7108G	107.56	Inf	-Inf	96.52	3	Vertical	329	1.80	-	34.00	7.72	30.68
PK	5.8652G	62.54	68.20	-5.66	51.28	3	Vertical	329	1.80	-	34.06	7.84	30.64

5.47-5.725GHz_802.11be EHT40-BF_Nss1,(MCS0)_2TX

5710MHz Straddle 5.47-5.725GHz_TX

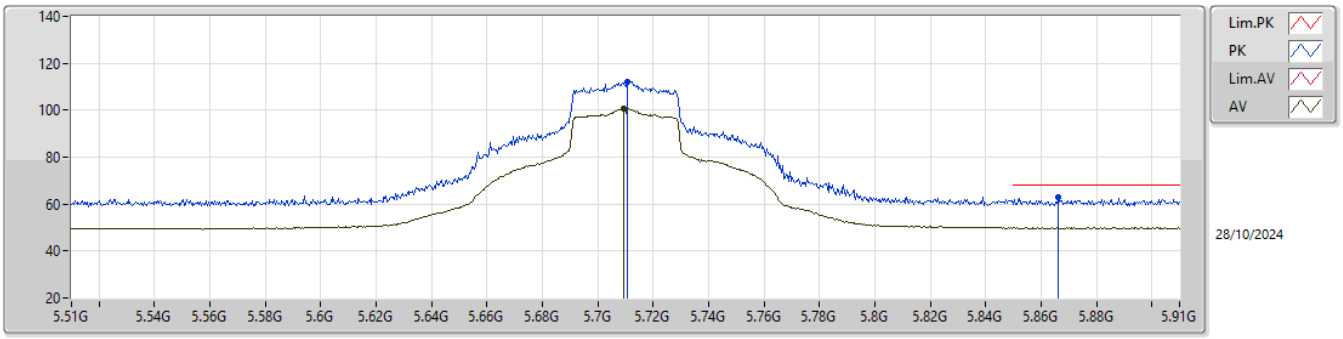

EUT Y_2TX
Setting 30
02-E-V-1-10

Type	Freq	Level	Limit	Margin	Raw	Dist	Condition	Azimuth	Height	Comment	AF	CL	PA
	(Hz)	(dBuV/m)	(dBuV/m)	(dB)	(dBuV)	(m)		(°)	(m)		(dB)	(dB)	(dB)
PK	5.7108G	112.02	Inf	-Inf	100.98	3	Horizontal	190	1.80	-	34.00	7.72	30.68
AV	5.7092G	100.79	Inf	-Inf	89.75	3	Horizontal	190	1.80	-	34.00	7.72	30.68
PK	5.8664G	62.81	68.20	-5.39	51.54	3	Horizontal	190	1.80	-	34.07	7.84	30.64

5.47-5.725GHz_802.11be EHT40-BF_Nss1,(MCS0)_2TX

5710MHz Straddle 5.47-5.725GHz_TX

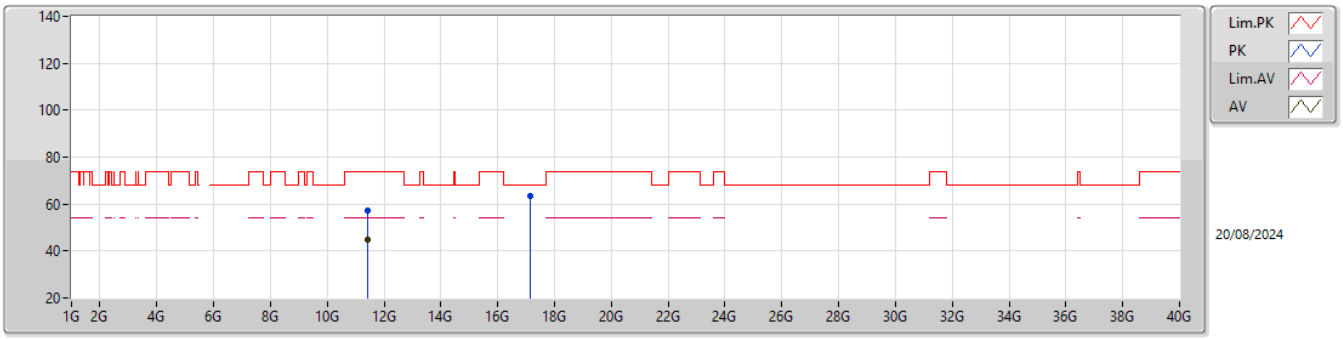

EUT Y_2TX
Setting 30
03-E-R-7

Type	Freq	Level	Limit	Margin	Raw	Dist	Condition	Azimuth	Height	Comment	AF	CL	PA
	(Hz)	(dBuV/m)	(dBuV/m)	(dB)	(dBuV)	(m)		(°)	(m)		(dB)	(dB)	(dB)
PK	11.411G	57.36	74.00	-16.64	41.84	3	Vertical	227	1.80	-	38.70	11.19	34.37
AV	11.42534G	44.74	54.00	-9.26	29.20	3	Vertical	227	1.80	-	38.70	11.20	34.36
PK	17.12562G	63.28	68.20	-4.92	43.57	3	Vertical	276	1.80	-	40.35	13.55	34.19

5.47-5.725GHz_802.11be EHT40-BF_Nss1,(MCS0)_2TX

5710MHz Straddle 5.47-5.725GHz_TX

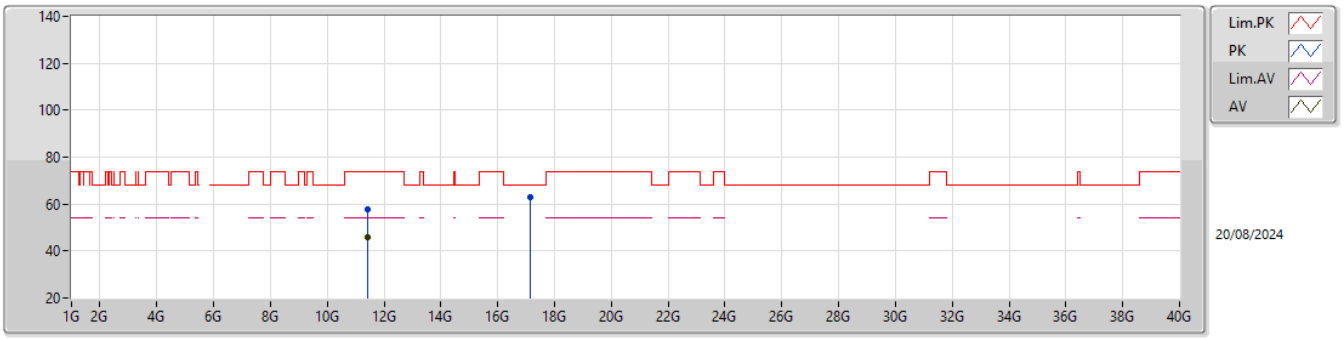

EUT Y_2TX
Setting 30
03-E-R-7

Type	Freq	Level	Limit	Margin	Raw	Dist	Condition	Azimuth	Height	Comment	AF	CL	PA
	(Hz)	(dBuV/m)	(dBuV/m)	(dB)	(dBuV)	(m)		(°)	(m)		(dB)	(dB)	(dB)
PK	11.41532G	57.59	74.00	-16.41	42.06	3	Horizontal	358	1.92	-	38.70	11.20	34.37
AV	11.42006G	45.74	54.00	-8.26	30.21	3	Horizontal	358	1.92	-	38.70	11.20	34.37
PK	17.13G	62.70	68.20	-5.50	42.97	3	Horizontal	107	1.80	-	40.36	13.55	34.18

5.725-5.85GHz_802.11be EHT40-BF_Nss1,(MCS0)_2TX

5755MHz_TX

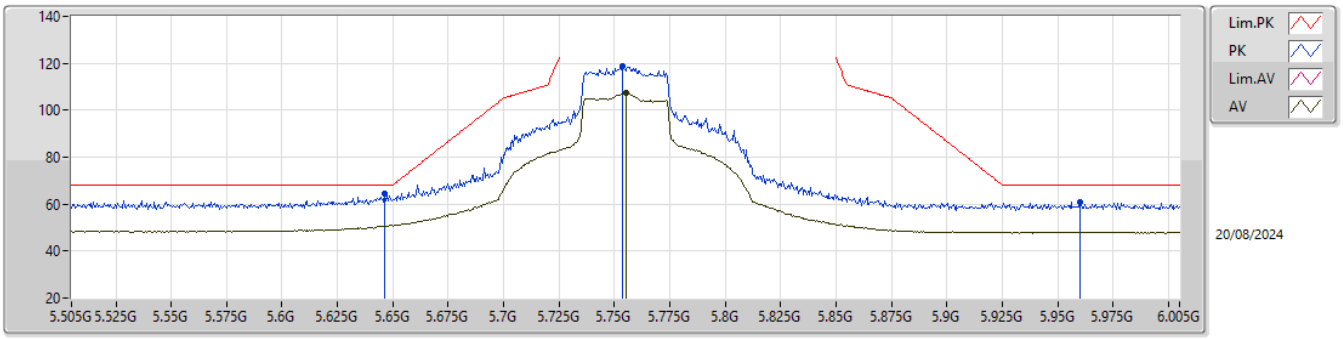

EUT Y_2TX
Setting 28
03-E-R-7-10

Type	Freq	Level	Limit	Margin	Raw	Dist	Condition	Azimuth	Height	Comment	AF	CL	PA
	(Hz)	(dBuV/m)	(dBuV/m)	(dB)	(dBuV)	(m)		(°)	(m)		(dB)	(dB)	(dB)
PK	5.6465G	64.29	68.20	-3.91	57.85	3	Vertical	157.9	2.66	-	34.21	7.46	35.23
PK	5.7535G	118.56	Inf	-Inf	112.06	3	Vertical	157.9	2.66	-	34.20	7.51	35.21
AV	5.7555G	107.34	Inf	-Inf	100.84	3	Vertical	157.9	2.66	-	34.20	7.51	35.21
PK	5.96G	60.94	68.20	-7.26	53.87	3	Vertical	157.9	2.66	-	34.60	7.66	35.19

5.725-5.85GHz_802.11be EHT40-BF_Nss1,(MCS0)_2TX

5755MHz_TX

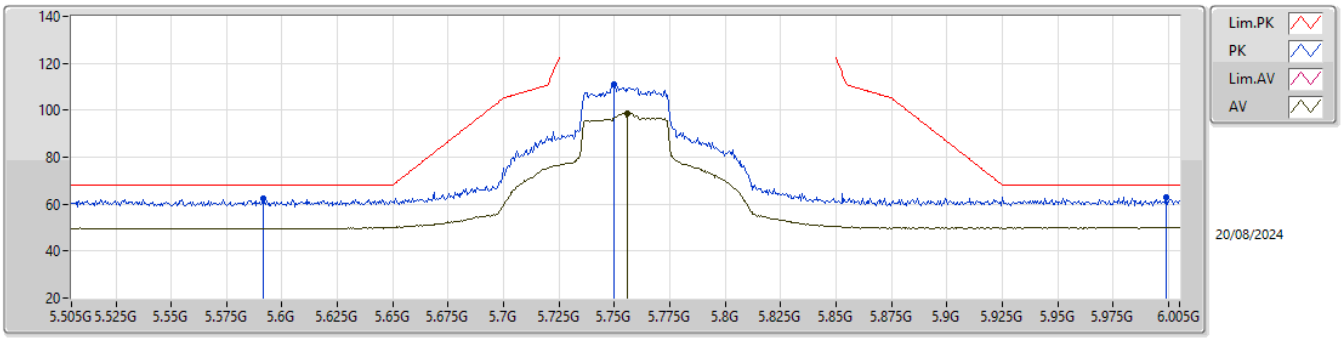

EUT Y_2TX
Setting 28
02-E-V-1-10

Type	Freq	Level	Limit	Margin	Raw	Dist	Condition	Azimuth	Height	Comment	AF	CL	PA
	(Hz)	(dBuV/m)	(dBuV/m)	(dB)	(dBuV)	(m)		(°)	(m)		(dB)	(dB)	(dB)
PK	5.5915G	62.17	68.20	-6.03	51.29	3	Horizontal	203	1.32	-	34.00	7.59	30.71
PK	5.75G	111.25	Inf	-Inf	100.17	3	Horizontal	203	1.32	-	34.00	7.75	30.67
AV	5.756G	98.84	Inf	-Inf	87.74	3	Horizontal	203	1.32	-	34.01	7.76	30.67
PK	5.999G	62.81	68.20	-5.39	51.19	3	Horizontal	203	1.32	-	34.30	7.93	30.61

5.725-5.85GHz_802.11be EHT40-BF_Nss1,(MCS0)_2TX

5755MHz_TX

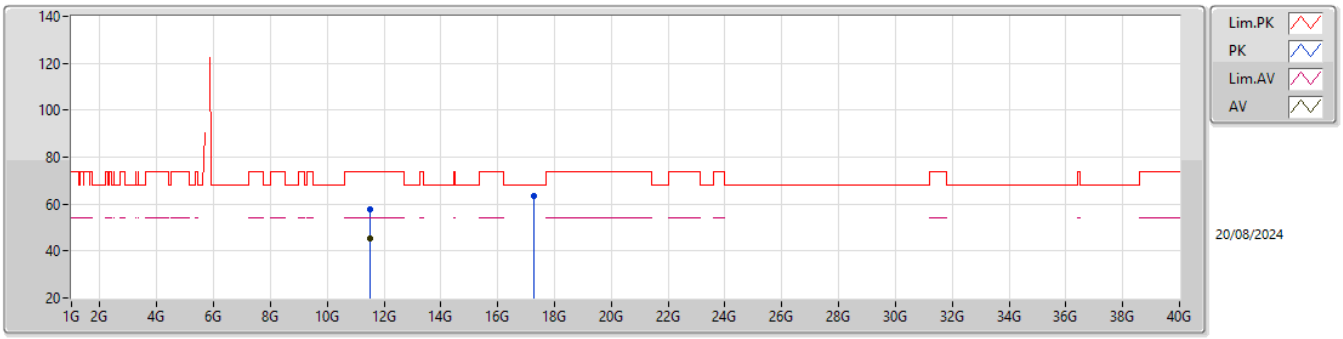

EUT Y_2TX
Setting 28
03-E-R-7

Type	Freq	Level	Limit	Margin	Raw	Dist	Condition	Azimuth	Height	Comment	AF	CL	PA
	(Hz)	(dBuV/m)	(dBuV/m)	(dB)	(dBuV)	(m)		(°)	(m)		(dB)	(dB)	(dB)
PK	11.49554G	57.87	74.00	-16.13	42.10	3	Vertical	203	1.80	-	38.88	11.24	34.35
AV	11.5148G	45.36	54.00	-8.64	29.51	3	Vertical	203	1.80	-	38.96	11.25	34.36
PK	17.2767G	63.24	68.20	-4.96	42.65	3	Vertical	206	1.84	-	41.01	13.61	34.03

5.725-5.85GHz_802.11be EHT40-BF_Nss1,(MCS0)_2TX

5755MHz_TX

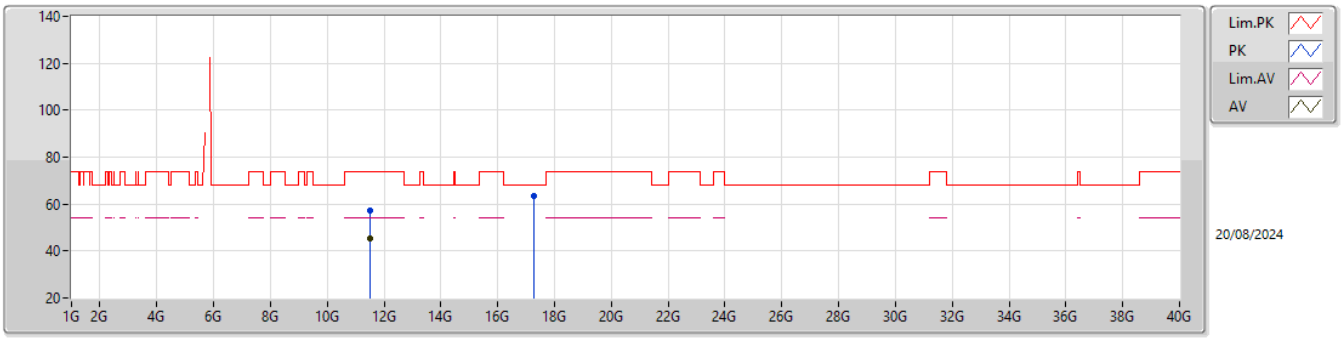

EUT Y_2TX
Setting 28
03-E-R-7

Type	Freq	Level	Limit	Margin	Raw	Dist	Condition	Azimuth	Height	Comment	AF	CL	PA
	(Hz)	(dBuV/m)	(dBuV/m)	(dB)	(dBuV)	(m)		(°)	(m)		(dB)	(dB)	(dB)
PK	11.50709G	57.43	74.00	-16.57	41.61	3	Horizontal	190	1.92	-	38.93	11.25	34.36
AV	11.51603G	45.34	54.00	-8.66	29.49	3	Horizontal	190	1.92	-	38.96	11.25	34.36
PK	17.27382G	63.22	68.20	-4.98	42.65	3	Horizontal	225	1.46	-	41.00	13.61	34.04

5.725-5.85GHz_802.11be EHT40-BF_Nss1,(MCS0)_2TX

5795MHz_TX

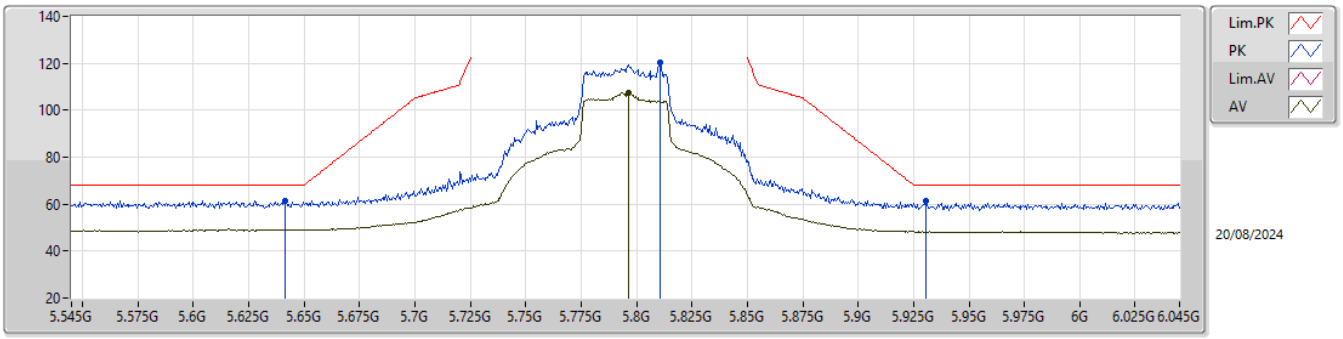

EUT Y_2TX
Setting 28
03-E-R-7-10

Type	Freq	Level	Limit	Margin	Raw	Dist	Condition	Azimuth	Height	Comment	AF	CL	PA
	(Hz)	(dBuV/m)	(dBuV/m)	(dB)	(dBuV)	(m)		(°)	(m)		(dB)	(dB)	(dB)
PK	5.6415G	61.41	68.20	-6.79	54.96	3	Vertical	111.6	1.77	-	34.22	7.46	35.23
PK	5.8105G	120.30	Inf	-Inf	113.75	3	Vertical	111.6	1.77	-	34.22	7.54	35.21
AV	5.7965G	107.49	Inf	-Inf	100.97	3	Vertical	111.6	1.77	-	34.20	7.53	35.21
PK	5.9305G	61.45	68.20	-6.75	54.46	3	Vertical	111.6	1.77	-	34.56	7.63	35.20

5.725-5.85GHz_802.11be EHT40-BF_Nss1,(MCS0)_2TX

5795MHz_TX

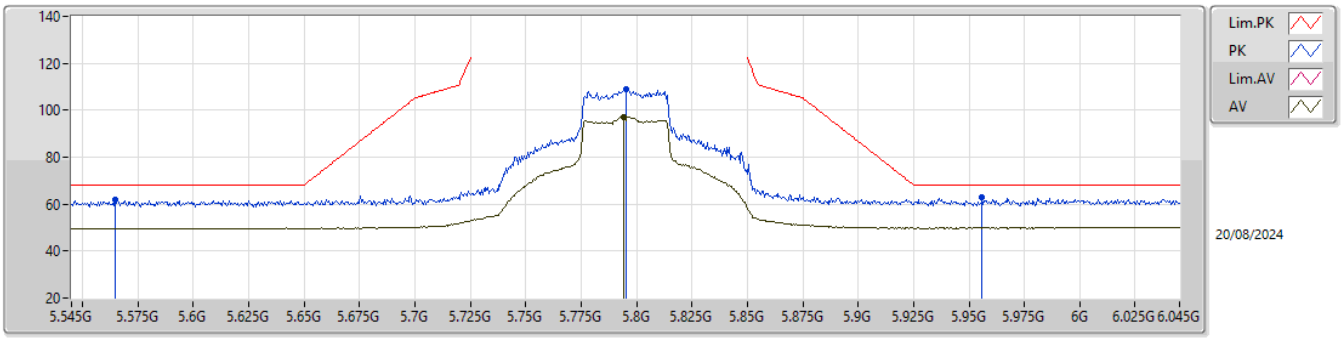

EUT Y_2TX
Setting 28
02-E-V-1-10

Type	Freq	Level	Limit	Margin	Raw	Dist	Condition	Azimuth	Height	Comment	AF	CL	PA
	(Hz)	(dBuV/m)	(dBuV/m)	(dB)	(dBuV)	(m)		(°)	(m)		(dB)	(dB)	(dB)
PK	5.5645G	61.97	68.20	-6.23	51.18	3	Horizontal	148	1.74	-	34.00	7.50	30.71
PK	5.7955G	108.76	Inf	-Inf	97.53	3	Horizontal	148	1.74	-	34.09	7.80	30.66
AV	5.794G	97.29	Inf	-Inf	86.07	3	Horizontal	148	1.74	-	34.09	7.79	30.66
PK	5.956G	63.02	68.20	-5.18	51.53	3	Horizontal	148	1.74	-	34.21	7.90	30.62

5.725-5.85GHz_802.11be EHT40-BF_Nss1,(MCS0)_2TX

5795MHz_TX

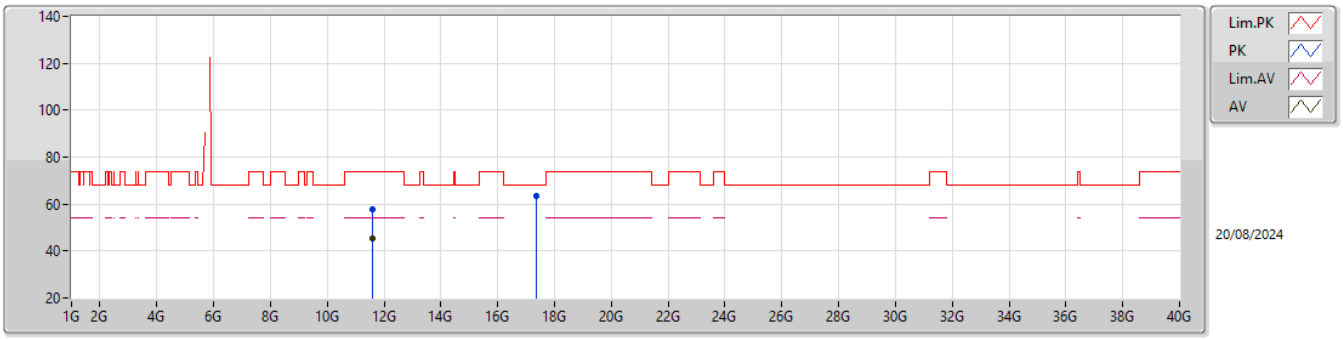

EUT Y_2TX
Setting 28
03-E-R-7

Type	Freq	Level	Limit	Margin	Raw	Dist	Condition	Azimuth	Height	Comment	AF	CL	PA
	(Hz)	(dBuV/m)	(dBuV/m)	(dB)	(dBuV)	(m)		(°)	(m)		(dB)	(dB)	(dB)
PK	11.57833G	57.74	74.00	-16.26	41.71	3	Vertical	11	1.85	-	39.16	11.29	34.42
AV	11.59585G	45.59	54.00	-8.41	29.54	3	Vertical	11	1.85	-	39.19	11.30	34.44
PK	17.37495G	63.63	68.20	-4.57	42.36	3	Vertical	13	1.89	-	41.55	13.65	33.93

5.725-5.85GHz_802.11be EHT40-BF_Nss1,(MCS0)_2TX

5795MHz_TX

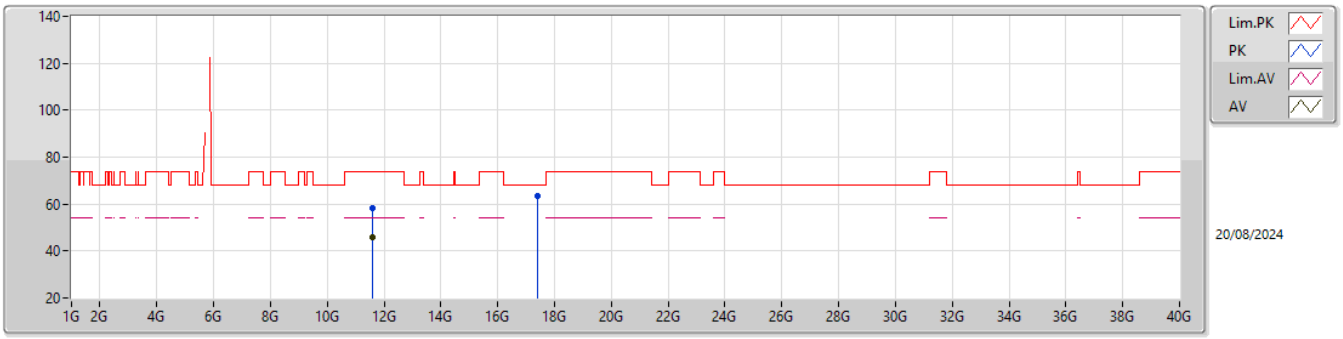

EUT Y_2TX
Setting 28
03-E-R-7

Type	Freq	Level	Limit	Margin	Raw	Dist	Condition	Azimuth	Height	Comment	AF	CL	PA
	(Hz)	(dBuV/m)	(dBuV/m)	(dB)	(dBuV)	(m)		(°)	(m)		(dB)	(dB)	(dB)
PK	11.57665G	58.27	74.00	-15.73	42.25	3	Horizontal	327	1.69	-	39.15	11.29	34.42
AV	11.57524G	45.63	54.00	-8.37	29.62	3	Horizontal	327	1.69	-	39.15	11.28	34.42
PK	17.38935G	63.39	68.20	-4.81	42.01	3	Horizontal	329	1.53	-	41.64	13.66	33.92

5.15-5.25GHz_802.11be EHT80-BF_Nss1,(MCS0)_2TX

5210MHz_TX

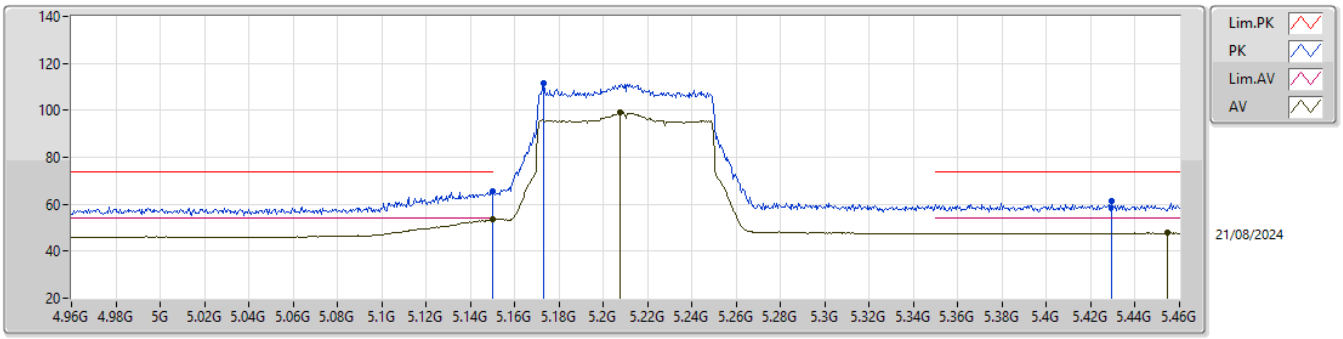

EUT Y_2TX
Setting 23
03-E-R-7-10

Type	Freq	Level	Limit	Margin	Raw	Dist	Condition	Azimuth	Height	Comment	AF	CL	PA
	(Hz)	(dBuV/m)	(dBuV/m)	(dB)	(dBuV)	(m)		(°)	(m)		(dB)	(dB)	(dB)
PK	5.15G	65.27	74.00	-8.73	59.77	3	Vertical	104	2.18	-	34.00	6.80	35.30
AV	5.15G	53.46	54.00	-0.54	47.96	3	Vertical	104	2.18	-	34.00	6.80	35.30
PK	5.173G	111.61	Inf	-Inf	106.07	3	Vertical	104	2.18	-	34.00	6.84	35.30
AV	5.2075G	98.88	Inf	-Inf	93.25	3	Vertical	104	2.18	-	34.02	6.90	35.29
PK	5.4295G	61.47	74.00	-12.53	55.01	3	Vertical	104	2.18	-	34.50	7.21	35.25
AV	5.4545G	47.75	54.00	-6.25	41.25	3	Vertical	104	2.18	-	34.51	7.24	35.25

5.15-5.25GHz_802.11be EHT80-BF_Nss1,(MCS0)_2TX

5210MHz_TX

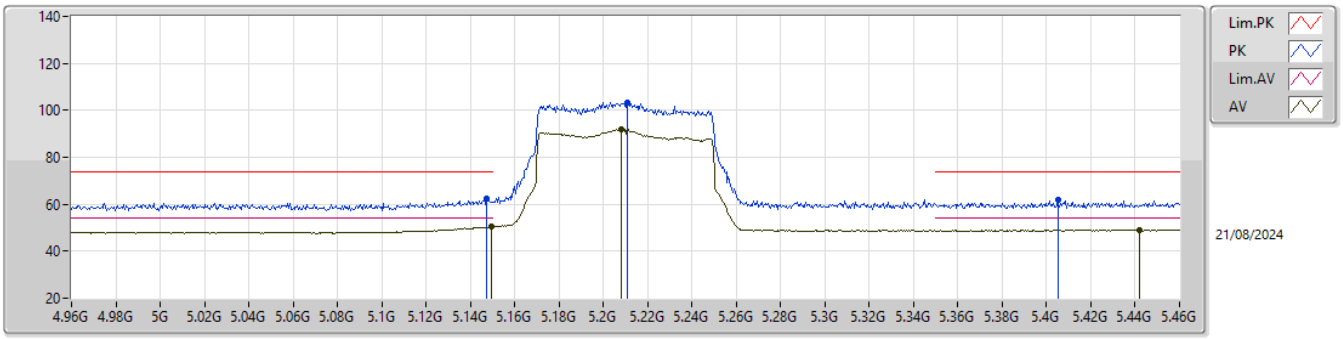

EUT Y_2TX
Setting 23
02-E-V-1-10

Type	Freq	Level	Limit	Margin	Raw	Dist	Condition	Azimuth	Height	Comment	AF	CL	PA
	(Hz)	(dBuV/m)	(dBuV/m)	(dB)	(dBuV)	(m)		(°)	(m)		(dB)	(dB)	(dB)
PK	5.1475G	62.16	74.00	-11.84	52.51	3	Horizontal	128	2.29	-	33.60	6.98	30.93
AV	5.1495G	50.36	54.00	-3.64	40.71	3	Horizontal	128	2.29	-	33.60	6.98	30.93
PK	5.211G	103.53	Inf	-Inf	93.69	3	Horizontal	128	2.29	-	33.72	7.01	30.89
AV	5.208G	92.00	Inf	-Inf	82.16	3	Horizontal	128	2.29	-	33.72	7.01	30.89
PK	5.405G	61.87	74.00	-12.13	51.67	3	Horizontal	128	2.29	-	34.00	6.98	30.78
AV	5.442G	49.11	54.00	-4.89	38.77	3	Horizontal	128	2.29	-	34.00	7.10	30.76

5.15-5.25GHz_802.11be EHT80-BF_Nss1,(MCS0)_2TX

5210MHz_TX

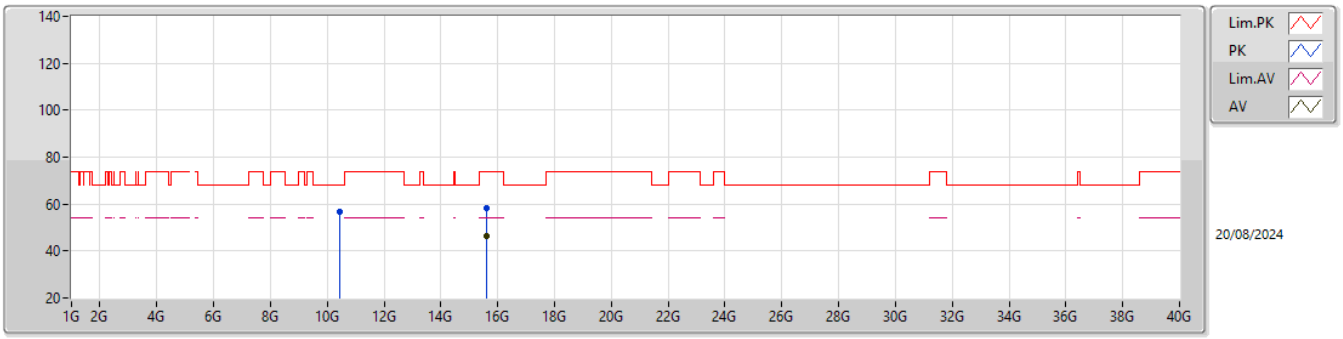

EUT Y_2TX
Setting 23
03-E-R-7

Type	Freq	Level	Limit	Margin	Raw	Dist	Condition	Azimuth	Height	Comment	AF	CL	PA
	(Hz)	(dBuV/m)	(dBuV/m)	(dB)	(dBuV)	(m)		(°)	(m)		(dB)	(dB)	(dB)
PK	10.42327G	56.53	68.20	-11.67	42.58	3	Vertical	316	1.25	-	37.90	10.64	34.59
PK	15.6183G	58.45	74.00	-15.55	42.88	3	Vertical	44	2.87	-	37.84	12.70	34.97
AV	15.61536G	46.32	54.00	-7.68	30.76	3	Vertical	44	2.87	-	37.83	12.70	34.97

5.15-5.25GHz_802.11be EHT80-BF_Nss1,(MCS0)_2TX

5210MHz_TX

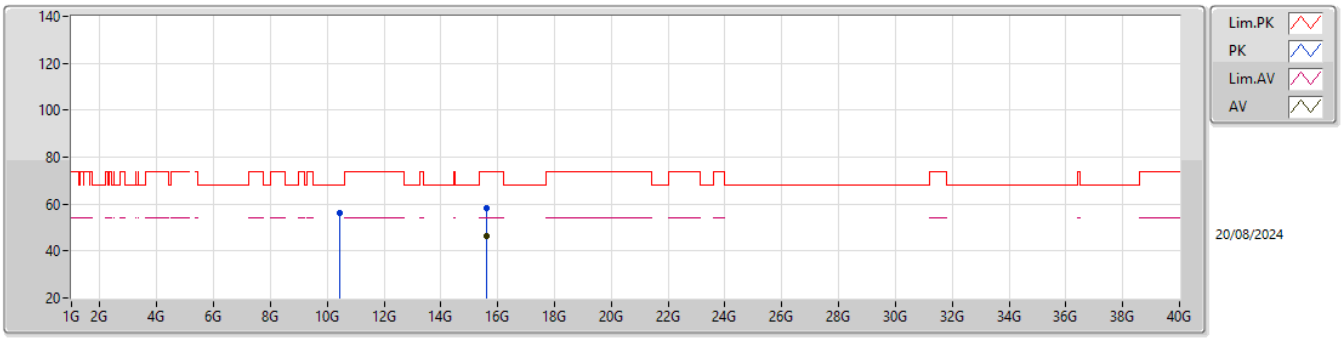

EUT Y_2TX
Setting 23
03-E-R-7

Type	Freq	Level	Limit	Margin	Raw	Dist	Condition	Azimuth	Height	Comment	AF	CL	PA
	(Hz)	(dBuV/m)	(dBuV/m)	(dB)	(dBuV)	(m)		(°)	(m)		(dB)	(dB)	(dB)
PK	10.42654G	56.23	68.20	-11.97	42.27	3	Horizontal	264	1.65	-	37.90	10.65	34.59
PK	15.61842G	58.33	74.00	-15.67	42.76	3	Horizontal	12	2.36	-	37.84	12.70	34.97
AV	15.61536G	46.26	54.00	-7.74	30.70	3	Horizontal	12	2.36	-	37.83	12.70	34.97

5.25-5.35GHz_802.11be EHT80-BF_Nss1,(MCS0)_2TX

5290MHz_TX

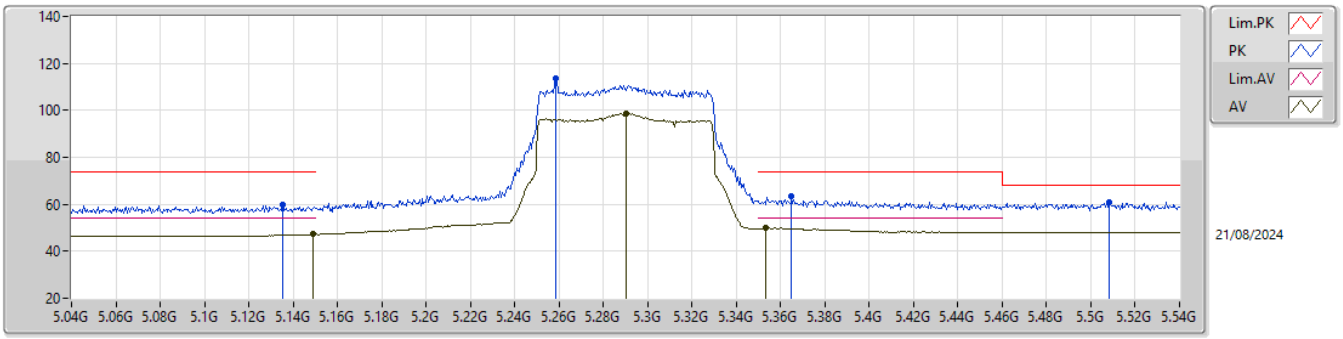

EUT Y_2TX
Setting 24
03-E-R-7-10

Type	Freq	Level	Limit	Margin	Raw	Dist	Condition	Azimuth	Height	Comment	AF	CL	PA
	(Hz)	(dBuV/m)	(dBuV/m)	(dB)	(dBuV)	(m)		(°)	(m)		(dB)	(dB)	(dB)
PK	5.1355G	59.62	74.00	-14.38	54.24	3	Vertical	169	2.04	-	33.91	6.78	35.31
AV	5.149G	47.21	54.00	-6.79	41.72	3	Vertical	169	2.04	-	33.99	6.80	35.30
PK	5.2585G	113.46	Inf	-Inf	107.64	3	Vertical	169	2.04	-	34.13	6.97	35.28
AV	5.2905G	98.72	Inf	-Inf	92.72	3	Vertical	169	2.04	-	34.26	7.02	35.28
PK	5.365G	63.30	74.00	-10.70	57.01	3	Vertical	169	2.04	-	34.43	7.12	35.26
AV	5.3535G	49.98	54.00	-4.02	43.74	3	Vertical	169	2.04	-	34.41	7.10	35.27
PK	5.5085G	60.80	68.20	-7.40	54.15	3	Vertical	169	2.04	-	34.57	7.32	35.24

5.25-5.35GHz_802.11be EHT80-BF_Nss1,(MCS0)_2TX

5290MHz_TX

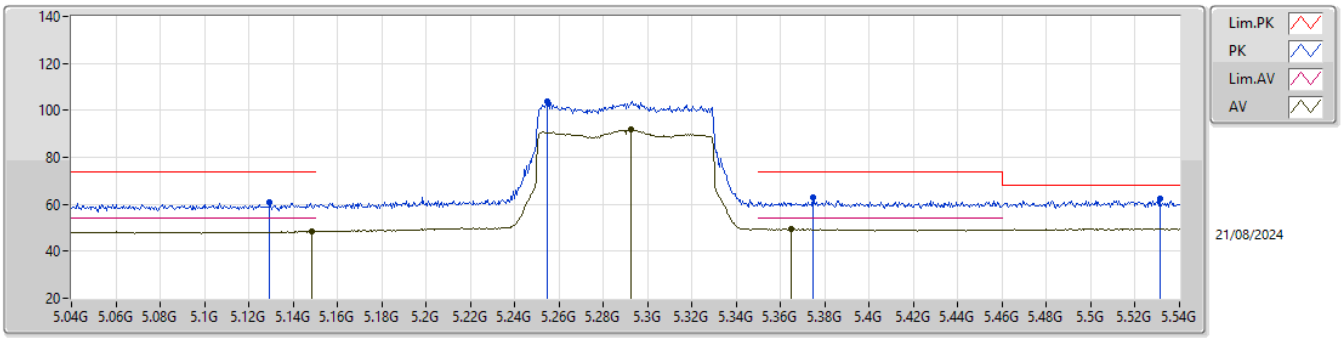

EUT Y_2TX
Setting 24
02-E-V-1-10

Type	Freq	Level	Limit	Margin	Raw	Dist	Condition	Azimuth	Height	Comment	AF	CL	PA
	(Hz)	(dBuV/m)	(dBuV/m)	(dB)	(dBuV)	(m)		(°)	(m)		(dB)	(dB)	(dB)
PK	5.1295G	60.95	74.00	-13.05	51.33	3	Horizontal	152	1.81	-	33.60	6.96	30.94
AV	5.1485G	48.43	54.00	-5.57	38.78	3	Horizontal	152	1.81	-	33.60	6.98	30.93
PK	5.2545G	104.05	Inf	-Inf	94.11	3	Horizontal	152	1.81	-	33.81	7.00	30.87
AV	5.2925G	91.86	Inf	-Inf	81.84	3	Horizontal	152	1.81	-	33.88	6.99	30.85
PK	5.3745G	62.80	74.00	-11.20	52.68	3	Horizontal	152	1.81	-	33.95	6.97	30.80
AV	5.3645G	49.51	54.00	-4.49	39.42	3	Horizontal	152	1.81	-	33.93	6.97	30.81
PK	5.531G	62.22	68.20	-5.98	51.51	3	Horizontal	152	1.81	-	34.04	7.39	30.72

5.25-5.35GHz_802.11be EHT80-BF_Nss1,(MCS0)_2TX

5290MHz_TX

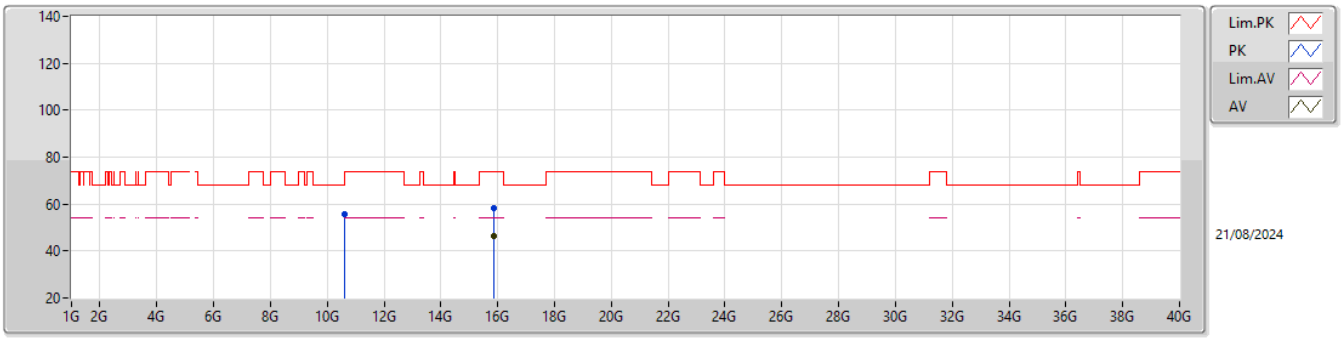

EUT Y_2TX
Setting 24
03-E-R-7

Type	Freq	Level	Limit	Margin	Raw	Dist	Condition	Azimuth	Height	Comment	AF	CL	PA
	(Hz)	(dBuV/m)	(dBuV/m)	(dB)	(dBuV)	(m)		(°)	(m)		(dB)	(dB)	(dB)
PK	10.59476G	55.53	68.20	-12.67	41.09	3	Vertical	283	2.25	-	38.18	10.74	34.48
PK	15.86817G	58.16	74.00	-15.84	42.96	3	Vertical	295	1.59	-	37.50	12.78	35.08
AV	15.88119G	46.24	54.00	-7.76	31.05	3	Vertical	295	1.59	-	37.50	12.78	35.09

5.25-5.35GHz_802.11be EHT80-BF_Nss1,(MCS0)_2TX

5290MHz_TX

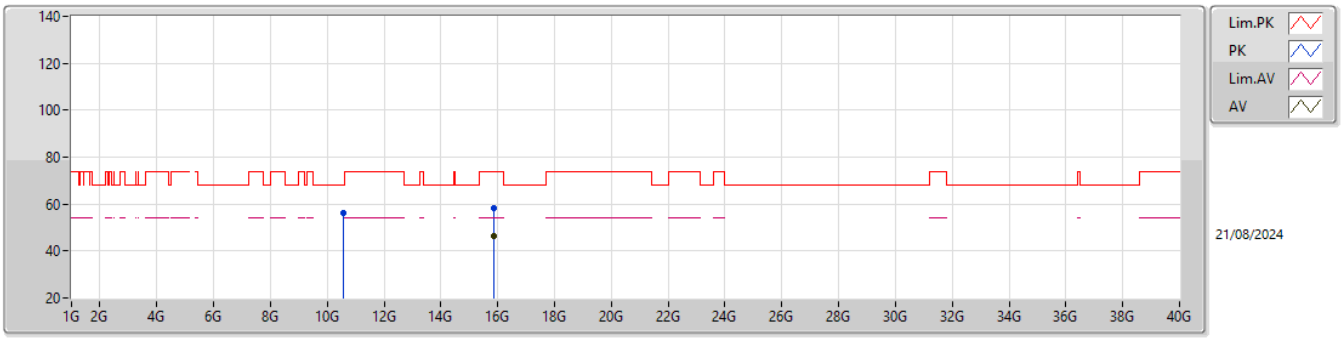

EUT Y_2TX
Setting 24
03-E-R-7

Type	Freq	Level	Limit	Margin	Raw	Dist	Condition	Azimuth	Height	Comment	AF	CL	PA
	(Hz)	(dBuV/m)	(dBuV/m)	(dB)	(dBuV)	(m)		(°)	(m)		(dB)	(dB)	(dB)
PK	10.57112G	56.07	68.20	-12.13	41.74	3	Horizontal	215	2.52	-	38.08	10.73	34.48
PK	15.8796G	58.49	74.00	-15.51	43.30	3	Horizontal	2	1.90	-	37.50	12.78	35.09
AV	15.87717G	46.25	54.00	-7.75	31.06	3	Horizontal	2	1.90	-	37.50	12.78	35.09

5.47-5.725GHz_802.11be EHT80-BF_Nss1,(MCS0)_2TX

5530MHz_TX

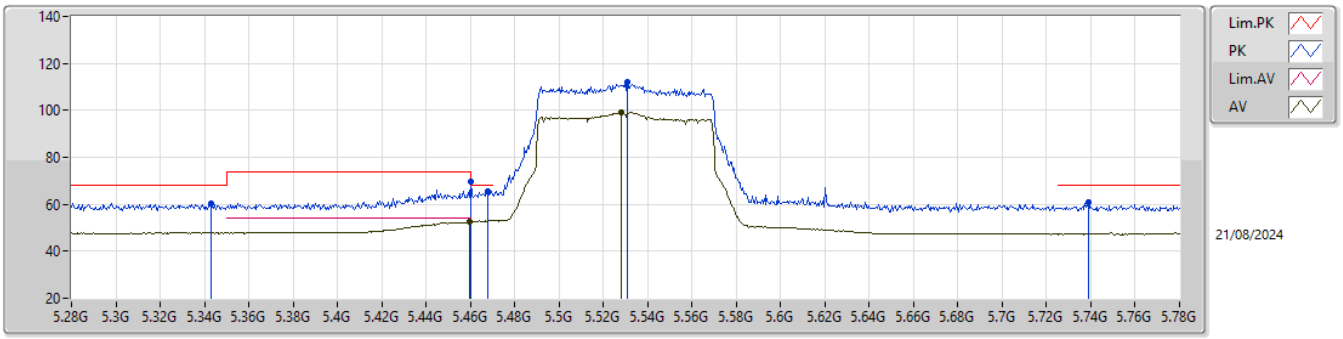

EUT Y_2TX
Setting 23
03-E-R-7-10

Type	Freq	Level	Limit	Margin	Raw	Dist	Condition	Azimuth	Height	Comment	AF	CL	PA
	(Hz)	(dBuV/m)	(dBuV/m)	(dB)	(dBuV)	(m)		(°)	(m)		(dB)	(dB)	(dB)
PK	5.343G	60.50	68.20	-7.70	54.29	3	Vertical	111.7	1.91	-	34.39	7.09	35.27
PK	5.46G	69.67	74.00	-4.33	63.15	3	Vertical	111.7	1.91	-	34.52	7.25	35.25
AV	5.4595G	52.42	54.00	-1.58	45.90	3	Vertical	111.7	1.91	-	34.52	7.25	35.25
PK	5.468G	65.44	68.20	-2.76	58.89	3	Vertical	111.7	1.91	-	34.54	7.26	35.25
PK	5.531G	111.96	Inf	-Inf	105.37	3	Vertical	111.7	1.91	-	34.48	7.35	35.24
AV	5.528G	99.37	Inf	-Inf	92.78	3	Vertical	111.7	1.91	-	34.49	7.34	35.24
PK	5.739G	60.72	68.20	-7.48	54.26	3	Vertical	111.7	1.91	-	34.18	7.50	35.22

5.47-5.725GHz_802.11be EHT80-BF_Nss1,(MCS0)_2TX

5530MHz_TX

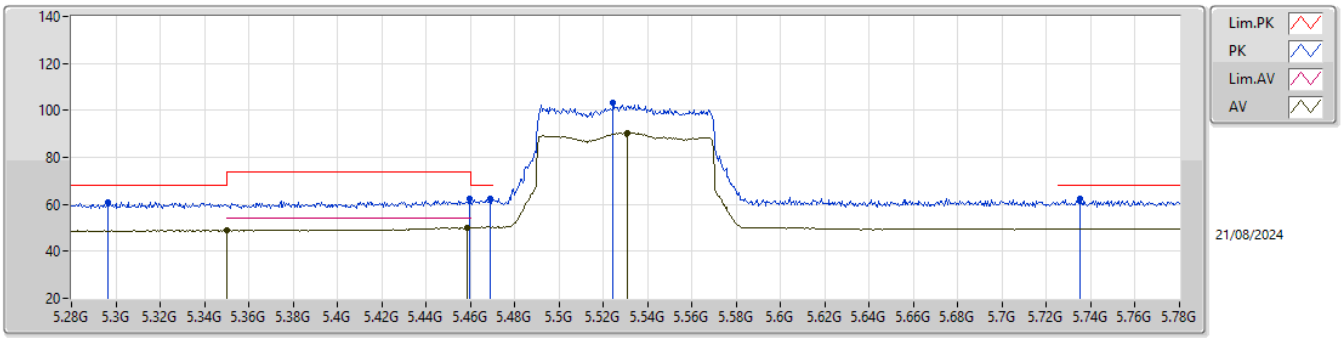

EUT Y_2TX
Setting 23
02-E-V-1-10

Type	Freq	Level	Limit	Margin	Raw	Dist	Condition	Azimuth	Height	Comment	AF	CL	PA
	(Hz)	(dBuV/m)	(dBuV/m)	(dB)	(dBuV)	(m)		(°)	(m)		(dB)	(dB)	(dB)
PK	5.2965G	61.08	68.20	-7.12	51.04	3	Horizontal	156	2.32	-	33.89	6.99	30.84
AV	5.35G	48.78	54.00	-5.22	38.72	3	Horizontal	156	2.32	-	33.90	6.97	30.81
PK	5.4595G	62.28	74.00	-11.72	51.85	3	Horizontal	156	2.32	-	34.02	7.16	30.75
AV	5.4585G	49.98	54.00	-4.02	39.56	3	Horizontal	156	2.32	-	34.02	7.15	30.75
PK	5.469G	62.66	68.20	-5.54	52.18	3	Horizontal	156	2.32	-	34.04	7.19	30.75
PK	5.5245G	103.27	Inf	-Inf	92.57	3	Horizontal	156	2.32	-	34.05	7.37	30.72
AV	5.531G	90.43	Inf	-Inf	79.72	3	Horizontal	156	2.32	-	34.04	7.39	30.72
PK	5.735G	62.40	68.20	-5.80	51.33	3	Horizontal	156	2.32	-	34.00	7.74	30.67

5.47-5.725GHz_802.11be EHT80-BF_Nss1,(MCS0)_2TX

5530MHz_TX

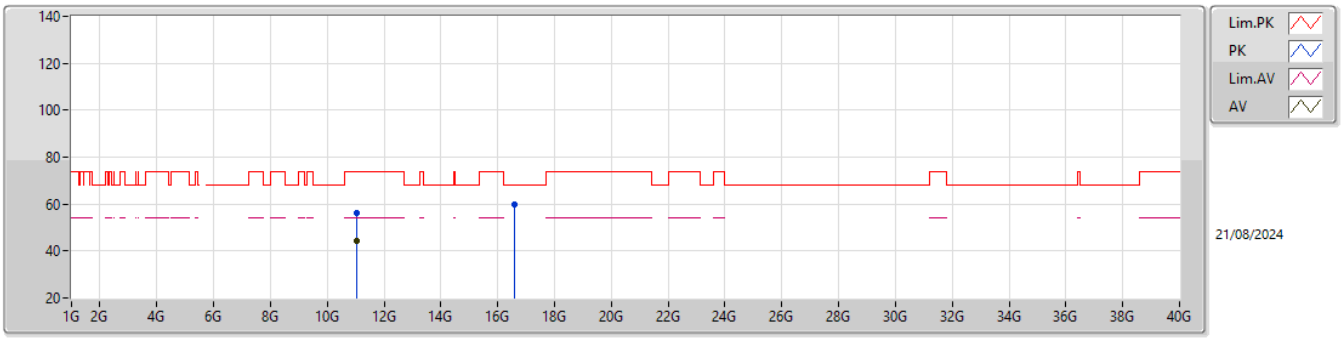

EUT Y_2TX
Setting 23
03-E-R-7

Type	Freq	Level	Limit	Margin	Raw	Dist	Condition	Azimuth	Height	Comment	AF	CL	PA
	(Hz)	(dBuV/m)	(dBuV/m)	(dB)	(dBuV)	(m)		(°)	(m)		(dB)	(dB)	(dB)
PK	11.0576G	56.46	74.00	-17.54	41.50	3	Vertical	4	2.22	-	38.40	11.00	34.44
AV	11.05256G	44.15	54.00	-9.85	29.20	3	Vertical	4	2.22	-	38.40	10.99	34.44
PK	16.59774G	59.65	68.20	-8.55	42.78	3	Vertical	339	1.51	-	38.39	13.23	34.75

5.47-5.725GHz_802.11be EHT80-BF_Nss1,(MCS0)_2TX

5530MHz_TX

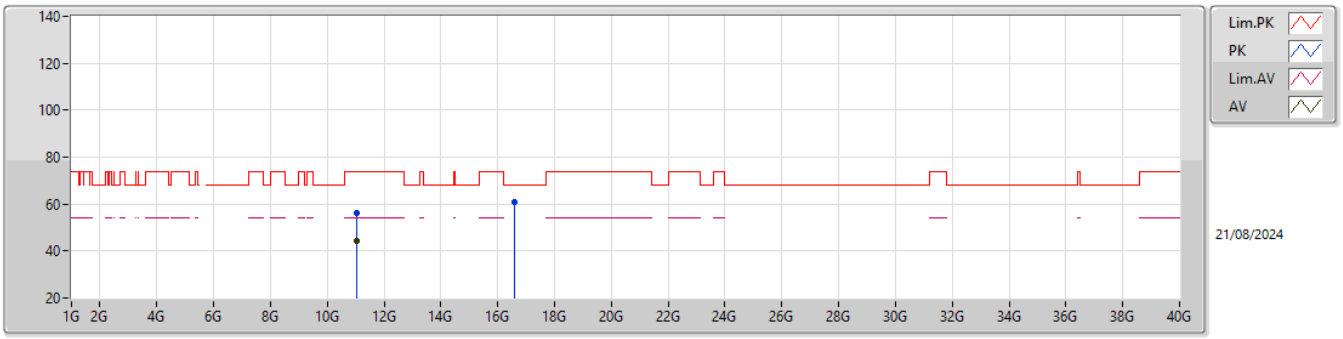

EUT Y_2TX
Setting 23
03-E-R-7

Type	Freq	Level	Limit	Margin	Raw	Dist	Condition	Azimuth	Height	Comment	AF	CL	PA
	(Hz)	(dBuV/m)	(dBuV/m)	(dB)	(dBuV)	(m)		(°)	(m)		(dB)	(dB)	(dB)
PK	11.04779G	55.98	74.00	-18.02	41.03	3	Horizontal	139	1.70	-	38.40	10.99	34.44
AV	11.05016G	44.17	54.00	-9.83	29.22	3	Horizontal	139	1.70	-	38.40	10.99	34.44
PK	16.59123G	60.65	68.20	-7.55	43.83	3	Horizontal	203	1.80	-	38.36	13.22	34.76

5.47-5.725GHz_802.11be EHT80-BF_Nss1,(MCS0)_2TX

5610MHz_TX

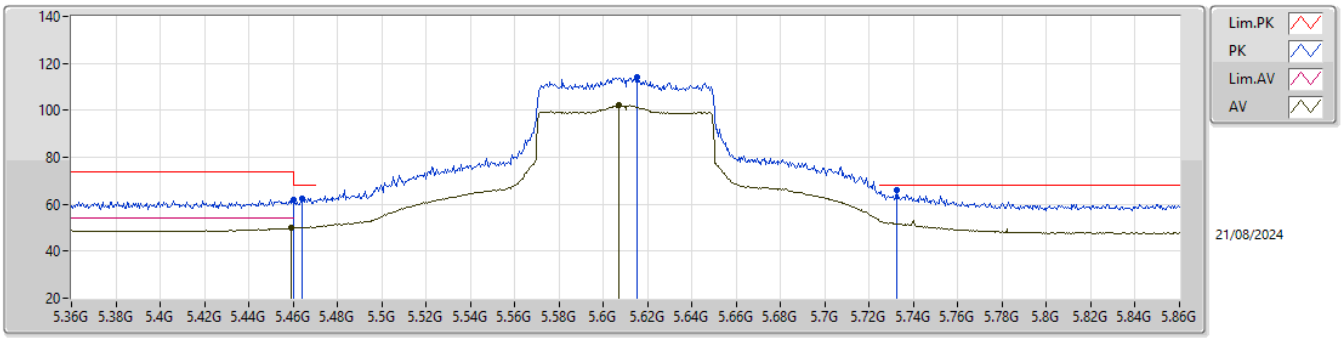

EUT Y_2TX
Setting 26
03-E-R-7-10

Type	Freq	Level	Limit	Margin	Raw	Dist	Condition	Azimuth	Height	Comment	AF	CL	PA
	(Hz)	(dBuV/m)	(dBuV/m)	(dB)	(dBuV)	(m)		(°)	(m)		(dB)	(dB)	(dB)
PK	5.46G	61.98	74.00	-12.02	55.46	3	Vertical	12.3	1.80	-	34.52	7.25	35.25
AV	5.459G	49.94	54.00	-4.06	43.42	3	Vertical	12.3	1.80	-	34.52	7.25	35.25
PK	5.464G	62.46	68.20	-5.74	55.92	3	Vertical	12.3	1.80	-	34.53	7.26	35.25
PK	5.615G	113.90	Inf	-Inf	107.41	3	Vertical	12.3	1.80	-	34.27	7.45	35.23
AV	5.607G	102.10	Inf	-Inf	95.60	3	Vertical	12.3	1.80	-	34.29	7.44	35.23
PK	5.7325G	65.79	68.20	-2.41	59.35	3	Vertical	12.3	1.80	-	34.16	7.50	35.22

5.47-5.725GHz_802.11be EHT80-BF_Nss1,(MCS0)_2TX

5610MHz_TX

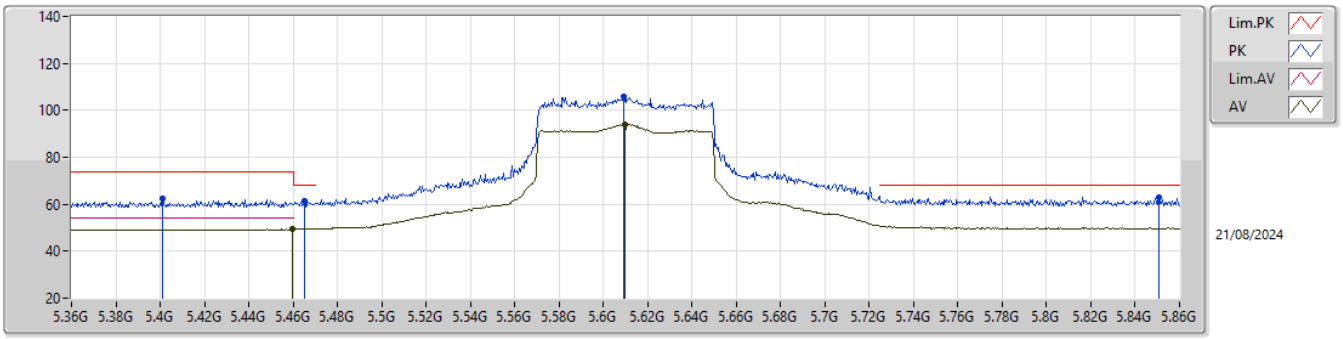

EUT Y_2TX
Setting 26
02-E-V-1-10

Type	Freq	Level	Limit	Margin	Raw	Dist	Condition	Azimuth	Height	Comment	AF	CL	PA
	(Hz)	(dBuV/m)	(dBuV/m)	(dB)	(dBuV)	(m)		(°)	(m)		(dB)	(dB)	(dB)
PK	5.401G	62.18	74.00	-11.82	52.01	3	Horizontal	199	1.77	-	34.00	6.96	30.79
PK	5.465G	61.21	68.20	-6.99	50.76	3	Horizontal	199	1.77	-	34.03	7.17	30.75
AV	5.4595G	49.39	54.00	-4.61	38.96	3	Horizontal	199	1.77	-	34.02	7.16	30.75
PK	5.609G	106.05	Inf	-Inf	95.12	3	Horizontal	199	1.77	-	34.00	7.63	30.70
AV	5.6095G	93.89	Inf	-Inf	82.96	3	Horizontal	199	1.77	-	34.00	7.63	30.70
PK	5.8505G	62.88	68.20	-5.32	51.70	3	Horizontal	199	1.77	-	34.00	7.83	30.65

5.47-5.725GHz_802.11be EHT80-BF_Nss1,(MCS0)_2TX

5610MHz_TX

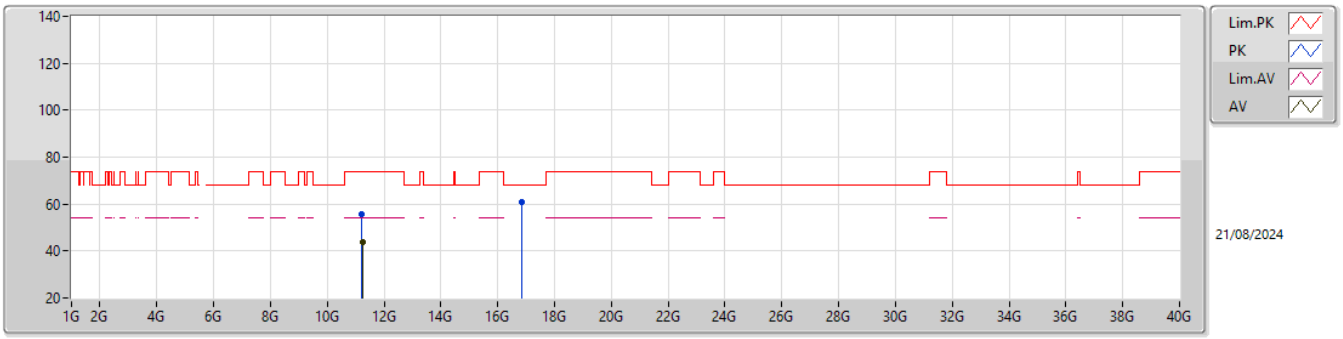

EUT Y_2TX
Setting 26
03-E-R-7

Type	Freq	Level	Limit	Margin	Raw	Dist	Condition	Azimuth	Height	Comment	AF	CL	PA
	(Hz)	(dBuV/m)	(dBuV/m)	(dB)	(dBuV)	(m)		(°)	(m)		(dB)	(dB)	(dB)
PK	11.21295G	55.87	74.00	-18.13	40.77	3	Vertical	192	2.70	-	38.43	11.08	34.41
AV	11.2311G	43.76	54.00	-10.24	28.61	3	Vertical	192	2.70	-	38.46	11.09	34.40
PK	16.84455G	60.91	68.20	-7.29	42.61	3	Vertical	346	1.44	-	39.40	13.39	34.49

5.47-5.725GHz_802.11be EHT80-BF_Nss1,(MCS0)_2TX

5610MHz_TX

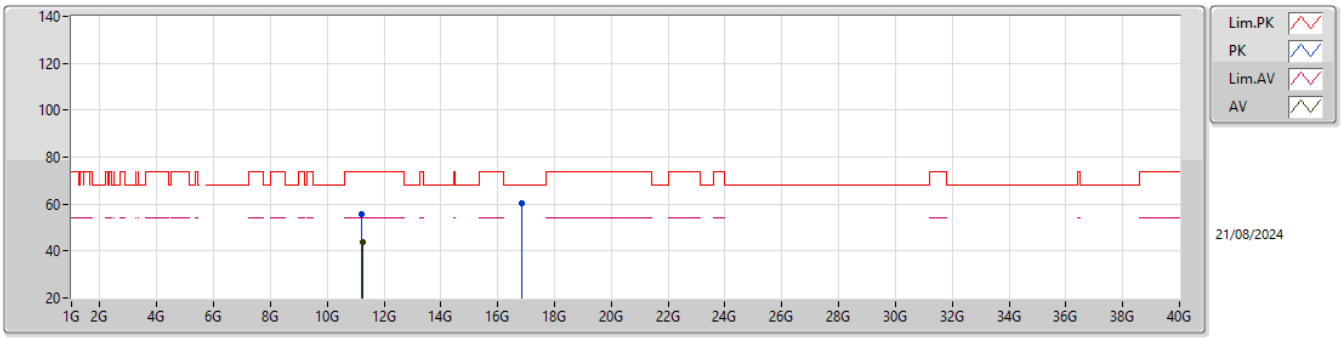

EUT Y_2TX
Setting 26
03-E-R-7

Type	Freq	Level	Limit	Margin	Raw	Dist	Condition	Azimuth	Height	Comment	AF	CL	PA
	(Hz)	(dBuV/m)	(dBuV/m)	(dB)	(dBuV)	(m)		(°)	(m)		(dB)	(dB)	(dB)
PK	11.21682G	55.84	74.00	-18.16	40.73	3	Horizontal	331	2.58	-	38.43	11.09	34.41
AV	11.23173G	43.71	54.00	-10.29	28.56	3	Horizontal	331	2.58	-	38.46	11.09	34.40
PK	16.84053G	60.46	68.20	-7.74	42.16	3	Horizontal	351	2.89	-	39.40	13.39	34.49

5.47-5.725GHz_802.11be EHT80-BF_Nss1,(MCS0)_2TX

5690MHz Straddle 5.47-5.725GHz_TX

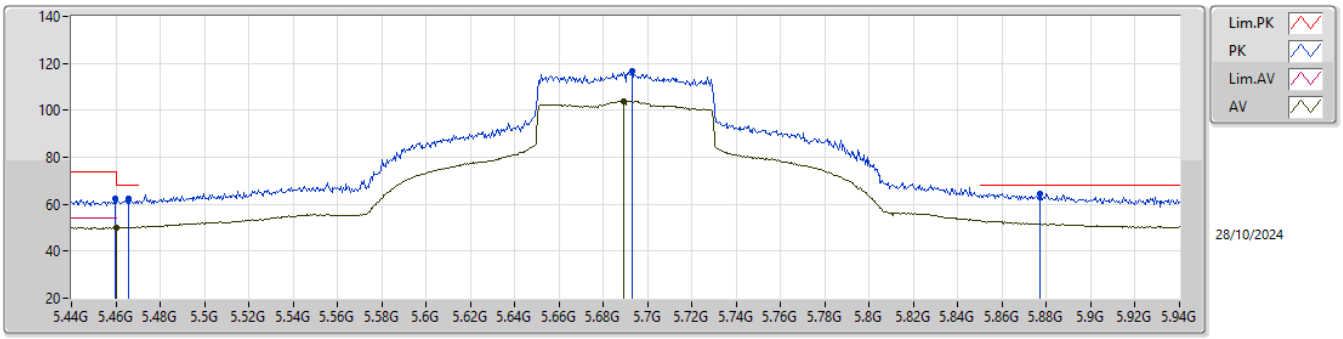

EUT Y_2TX
Setting 28
02-E-V-1-10

Type	Freq	Level	Limit	Margin	Raw	Dist	Condition	Azimuth	Height	Comment	AF	CL	PA
	(Hz)	(dBuV/m)	(dBuV/m)	(dB)	(dBuV)	(m)		(°)	(m)		(dB)	(dB)	(dB)
PK	5.4595G	62.29	74.00	-11.71	51.86	3	Vertical	158	1.80	-	34.02	7.16	30.75
AV	5.46G	50.01	54.00	-3.99	39.58	3	Vertical	158	1.80	-	34.02	7.16	30.75
PK	5.466G	62.51	68.20	-5.69	52.05	3	Vertical	158	1.80	-	34.03	7.18	30.75
PK	5.693G	116.96	Inf	-Inf	105.94	3	Vertical	158	1.80	-	34.00	7.70	30.68
AV	5.689G	103.99	Inf	-Inf	92.97	3	Vertical	158	1.80	-	34.00	7.70	30.68
PK	5.877G	64.42	68.20	-3.78	53.10	3	Vertical	158	1.80	-	34.11	7.85	30.64

5.47-5.725GHz_802.11be EHT80-BF_Nss1,(MCS0)_2TX

5690MHz Straddle 5.47-5.725GHz_TX

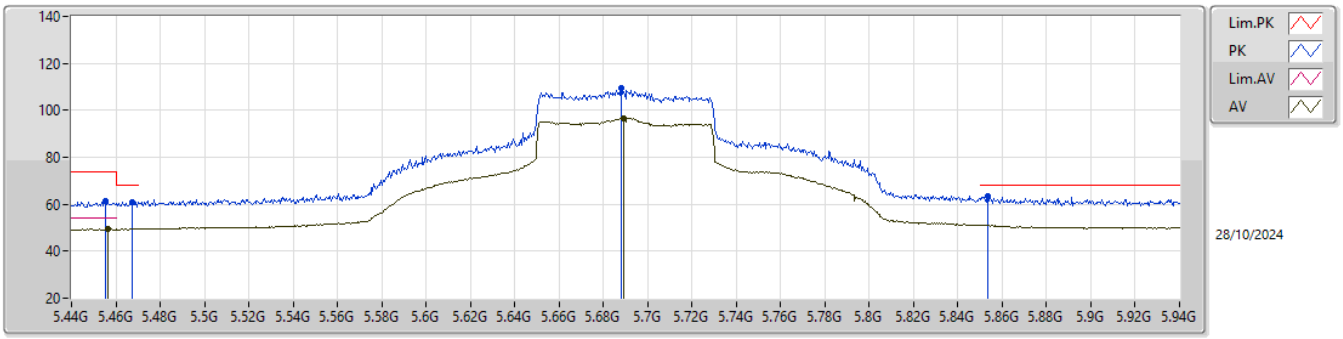

EUT Y_2TX
Setting 28
02-E-V-1-10

Type	Freq	Level	Limit	Margin	Raw	Dist	Condition	Azimuth	Height	Comment	AF	CL	PA
	(Hz)	(dBuV/m)	(dBuV/m)	(dB)	(dBuV)	(m)		(°)	(m)		(dB)	(dB)	(dB)
PK	5.4555G	61.63	74.00	-12.37	51.23	3	Horizontal	197	2.38	-	34.01	7.14	30.75
AV	5.4565G	49.35	54.00	-4.65	38.94	3	Horizontal	197	2.38	-	34.01	7.15	30.75
PK	5.4675G	60.99	68.20	-7.21	50.53	3	Horizontal	197	2.38	-	34.03	7.18	30.75
PK	5.688G	109.33	Inf	-Inf	98.31	3	Horizontal	197	2.38	-	34.00	7.70	30.68
AV	5.689G	96.62	Inf	-Inf	85.60	3	Horizontal	197	2.38	-	34.00	7.70	30.68
PK	5.8535G	63.62	68.20	-4.58	52.43	3	Horizontal	197	2.38	-	34.01	7.83	30.65

5.47-5.725GHz_802.11be EHT80-BF_Nss1,(MCS0)_2TX

5690MHz Straddle 5.47-5.725GHz_TX

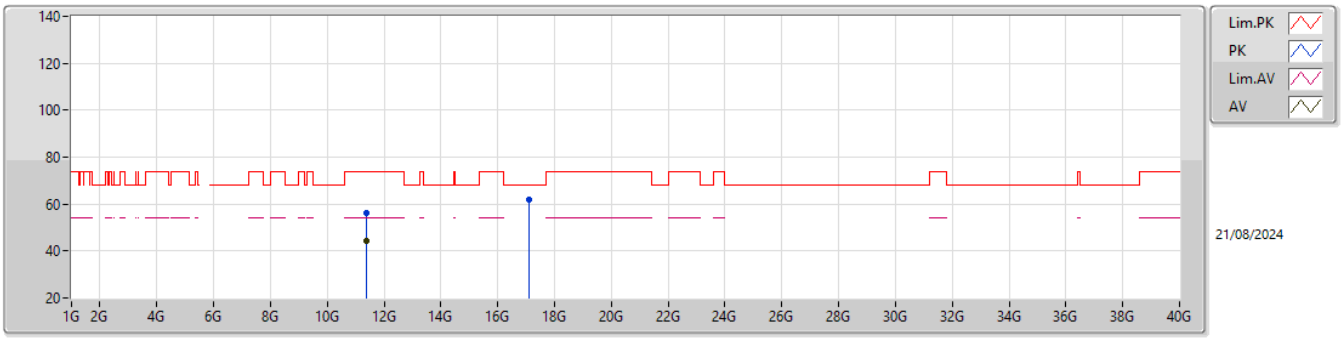

EUT Y_2TX
Setting 28
03-E-R-7

Type	Freq	Level	Limit	Margin	Raw	Dist	Condition	Azimuth	Height	Comment	AF	CL	PA
	(Hz)	(dBuV/m)	(dBuV/m)	(dB)	(dBuV)	(m)		(°)	(m)		(dB)	(dB)	(dB)
PK	11.38345G	56.28	74.00	-17.72	40.80	3	Vertical	321	1.79	-	38.67	11.18	34.37
AV	11.39242G	44.54	54.00	-9.46	29.05	3	Vertical	321	1.79	-	38.68	11.18	34.37
PK	17.08497G	62.03	68.20	-6.17	42.46	3	Vertical	266	2.54	-	40.27	13.53	34.23

5.47-5.725GHz_802.11be EHT80-BF_Nss1,(MCS0)_2TX

5690MHz Straddle 5.47-5.725GHz_TX

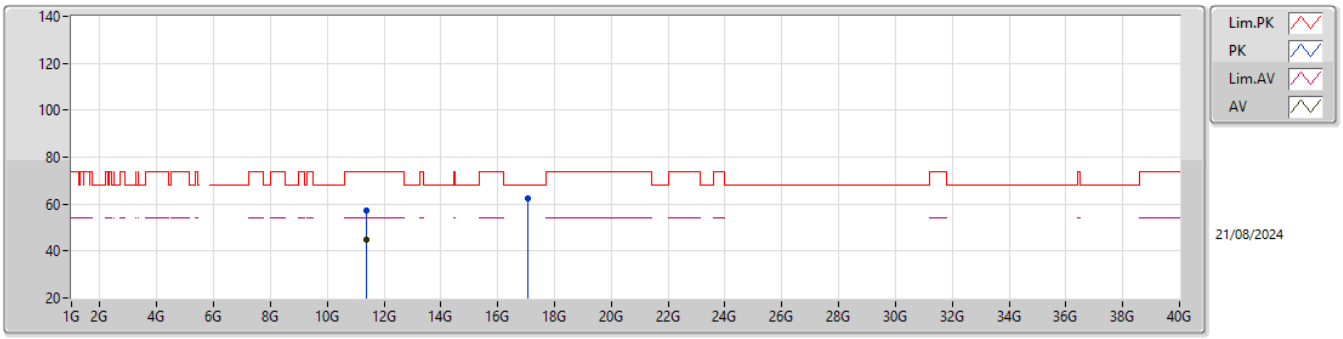

EUT Y_2TX
Setting 28
03-E-R-7

Type	Freq	Level	Limit	Margin	Raw	Dist	Condition	Azimuth	Height	Comment	AF	CL	PA
	(Hz)	(dBuV/m)	(dBuV/m)	(dB)	(dBuV)	(m)		(°)	(m)		(dB)	(dB)	(dB)
PK	11.38306G	57.17	74.00	-16.83	41.69	3	Horizontal	172	1.47	-	38.67	11.18	34.37
AV	11.38564G	44.79	54.00	-9.21	29.31	3	Horizontal	172	1.47	-	38.67	11.18	34.37
PK	17.07588G	62.17	68.20	-6.03	42.63	3	Horizontal	124	1.80	-	40.25	13.53	34.24

5.725-5.85GHz_802.11be EHT80-BF_Nss1,(MCS0)_2TX

5775MHz_TX

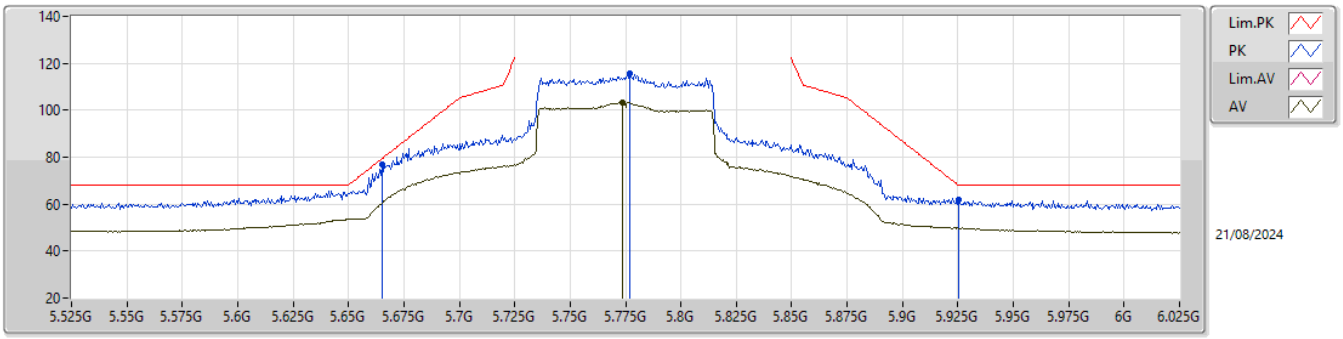

EUT Y_2TX
Setting 27
03-E-R-7-10

Type	Freq	Level	Limit	Margin	Raw	Dist	Condition	Azimuth	Height	Comment	AF	CL	PA
	(Hz)	(dBuV/m)	(dBuV/m)	(dB)	(dBuV)	(m)		(°)	(m)		(dB)	(dB)	(dB)
PK	5.665G	76.76	79.30	-2.54	70.34	3	Vertical	274.1	1.80	-	34.17	7.47	35.22
PK	5.777G	115.62	Inf	-Inf	109.11	3	Vertical	274.1	1.80	-	34.20	7.52	35.21
AV	5.7735G	103.43	Inf	-Inf	96.92	3	Vertical	274.1	1.80	-	34.20	7.52	35.21
PK	5.9255G	61.72	68.20	-6.48	54.74	3	Vertical	274.1	1.80	-	34.55	7.63	35.20

5.725-5.85GHz_802.11be EHT80-BF_Nss1,(MCS0)_2TX

5775MHz_TX

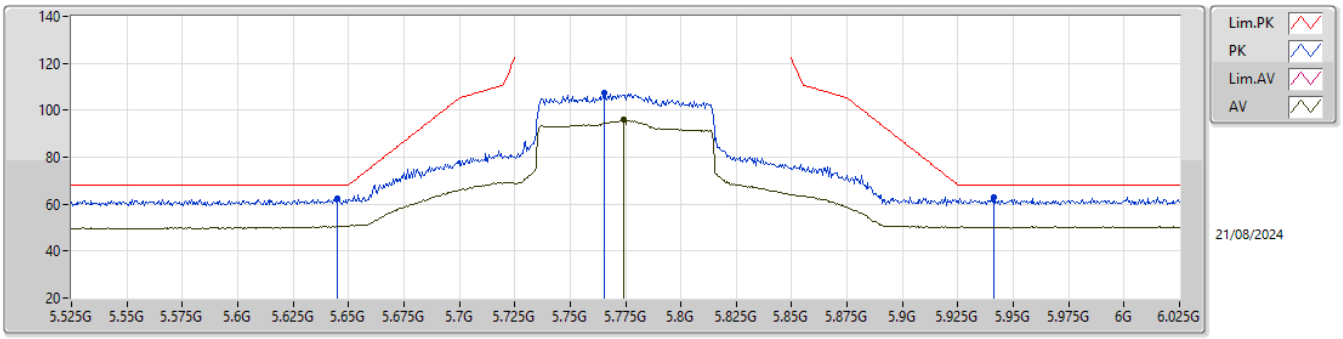

EUT Y_2TX
Setting 27
02-E-V-1-10

Type	Freq	Level	Limit	Margin	Raw	Dist	Condition	Azimuth	Height	Comment	AF	CL	PA
	(Hz)	(dBuV/m)	(dBuV/m)	(dB)	(dBuV)	(m)		(°)	(m)		(dB)	(dB)	(dB)
PK	5.645G	62.54	68.20	-5.66	51.58	3	Horizontal	197	1.71	-	34.00	7.66	30.70
PK	5.7655G	107.22	Inf	-Inf	96.09	3	Horizontal	197	1.71	-	34.03	7.77	30.67
AV	5.774G	95.83	Inf	-Inf	84.66	3	Horizontal	197	1.71	-	34.05	7.78	30.66
PK	5.941G	63.16	68.20	-5.04	51.69	3	Horizontal	197	1.71	-	34.20	7.89	30.62

5.725-5.85GHz_802.11be EHT80-BF_Nss1,(MCS0)_2TX

5775MHz_TX

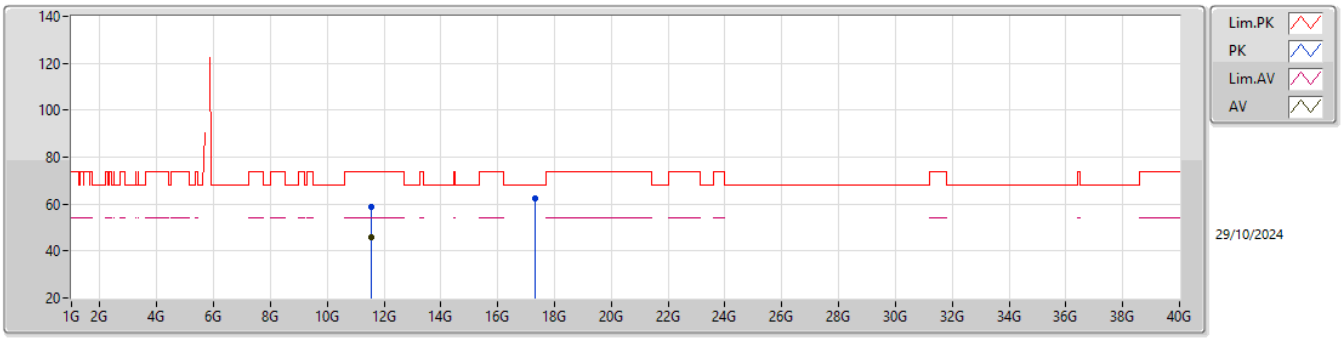

EUT Y_2TX
Setting 27
03-E-V-1

Type	Freq	Level	Limit	Margin	Raw	Dist	Condition	Azimuth	Height	Comment	AF	CL	PA
	(Hz)	(dBuV/m)	(dBuV/m)	(dB)	(dBuV)	(m)		(°)	(m)		(dB)	(dB)	(dB)
PK	11.55336G	58.56	74.00	-15.44	42.20	3	Vertical	203	2.07	-	39.11	11.65	34.40
AV	11.553G	46.03	54.00	-7.97	29.67	3	Vertical	203	2.07	-	39.11	11.65	34.40
PK	17.32998G	62.32	68.20	-5.88	41.10	3	Vertical	227	2.80	-	41.28	13.92	33.98

5.725-5.85GHz_802.11be EHT80-BF_Nss1,(MCS0)_2TX

5775MHz_TX

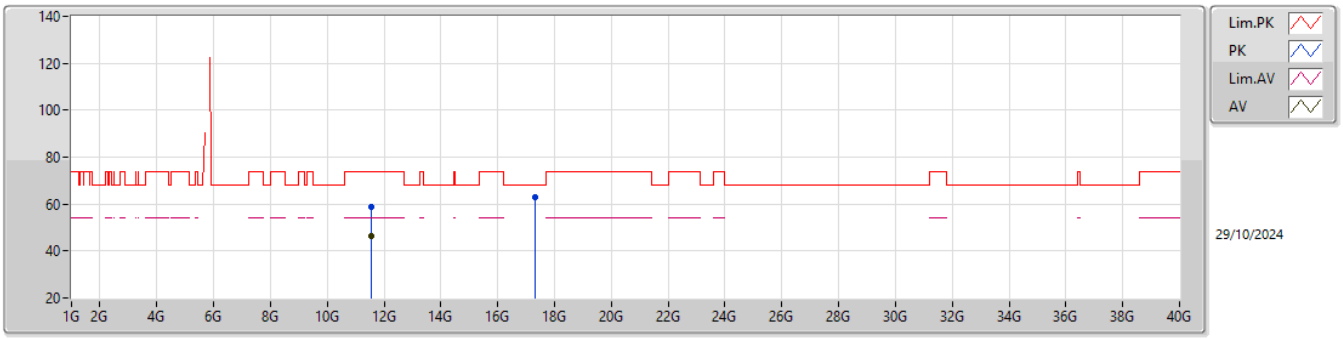

EUT Y_2TX
Setting 27
03-E-V-1

Type	Freq	Level	Limit	Margin	Raw	Dist	Condition	Azimuth	Height	Comment	AF	CL	PA
	(Hz)	(dBuV/m)	(dBuV/m)	(dB)	(dBuV)	(m)		(°)	(m)		(dB)	(dB)	(dB)
PK	11.5614G	59.04	74.00	-14.96	42.68	3	Horizontal	170	2.05	-	39.12	11.65	34.41
AV	11.55213G	46.18	54.00	-7.82	29.83	3	Horizontal	170	2.05	-	39.10	11.65	34.40
PK	17.33475G	62.69	68.20	-5.51	41.43	3	Horizontal	213	2.86	-	41.31	13.92	33.97

5.25-5.35GHz_802.11be EHT160-BF_Nss1,(MCS0)_2TX

5250MHz Straddle 5.25-5.35GHz_TX

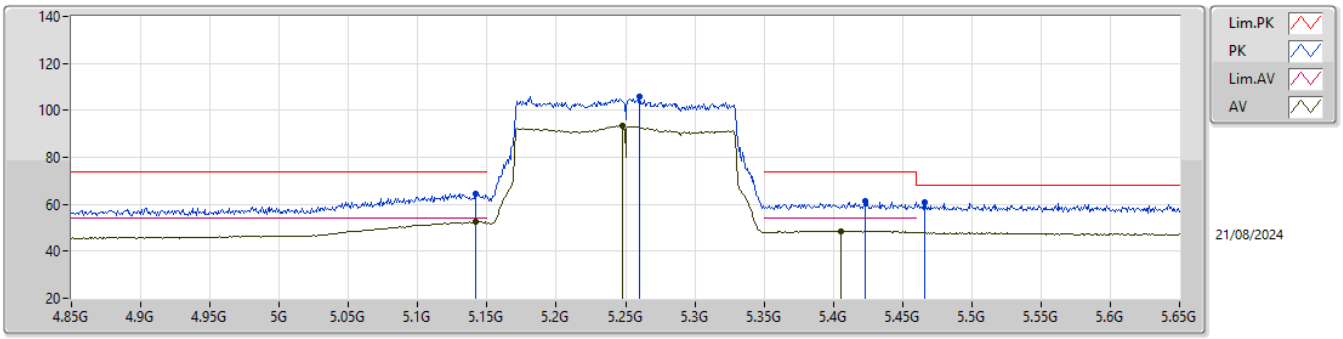

EUT Y_2TX
Setting 22
03-E-R-7-10

Type	Freq	Level	Limit	Margin	Raw	Dist	Condition	Azimuth	Height	Comment	AF	CL	PA
	(Hz)	(dBuV/m)	(dBuV/m)	(dB)	(dBuV)	(m)		(°)	(m)		(dB)	(dB)	(dB)
PK	5.142G	64.51	74.00	-9.49	59.07	3	Vertical	16	1.80	-	33.95	6.79	35.30
AV	5.142G	52.57	54.00	-1.43	47.13	3	Vertical	16	1.80	-	33.95	6.79	35.30
PK	5.2604G	106.07	Inf	-Inf	100.24	3	Vertical	16	1.80	-	34.14	6.97	35.28
AV	5.2476G	93.37	Inf	-Inf	87.60	3	Vertical	16	1.80	-	34.10	6.96	35.29
PK	5.4228G	61.34	74.00	-12.66	54.89	3	Vertical	16	1.80	-	34.50	7.20	35.25
AV	5.4052G	48.62	54.00	-5.38	42.20	3	Vertical	16	1.80	-	34.50	7.18	35.26
PK	5.466G	60.76	68.20	-7.44	54.22	3	Vertical	16	1.80	-	34.53	7.26	35.25

5.25-5.35GHz_802.11be EHT160-BF_Nss1,(MCS0)_2TX

5250MHz Straddle 5.25-5.35GHz_TX

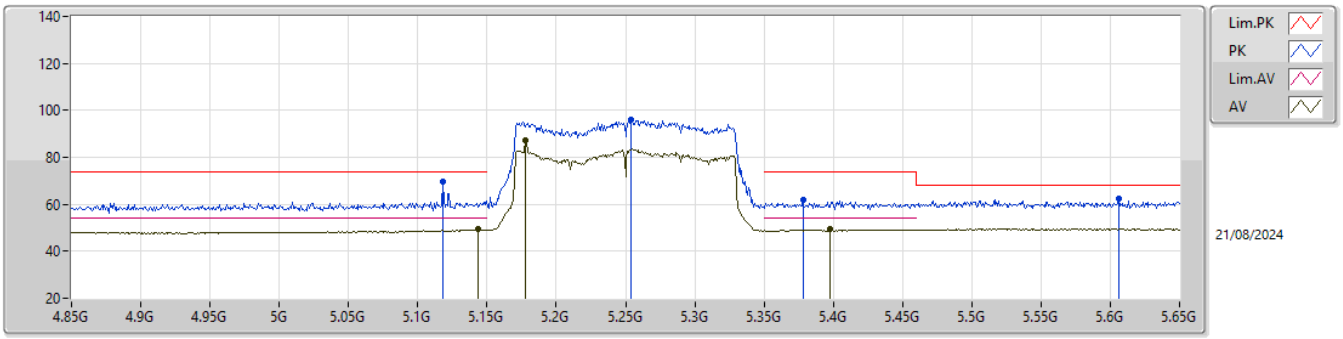

EUT Y_2TX
Setting 22
02-E-V-1-10

Type	Freq	Level	Limit	Margin	Raw	Dist	Condition	Azimuth	Height	Comment	AF	CL	PA
	(Hz)	(dBuV/m)	(dBuV/m)	(dB)	(dBuV)	(m)		(°)	(m)		(dB)	(dB)	(dB)
PK	5.118G	69.59	74.00	-4.41	59.97	3	Horizontal	66	1.37	-	33.60	6.96	30.94
AV	5.1436G	49.28	54.00	-4.72	39.64	3	Horizontal	66	1.37	-	33.60	6.97	30.93
AV	5.178G	86.99	Inf	-Inf	77.24	3	Horizontal	66	1.37	-	33.66	7.00	30.91
PK	5.254G	96.21	Inf	-Inf	86.27	3	Horizontal	66	1.37	-	33.81	7.00	30.87
PK	5.378G	61.73	74.00	-12.27	51.60	3	Horizontal	66	1.37	-	33.96	6.97	30.80
AV	5.398G	49.31	54.00	-4.69	39.14	3	Horizontal	66	1.37	-	34.00	6.96	30.79
PK	5.606G	62.17	68.20	-6.03	51.24	3	Horizontal	66	1.37	-	34.00	7.63	30.70

5.25-5.35GHz_802.11be EHT160-BF_Nss1,(MCS0)_2TX

5250MHz Straddle 5.25-5.35GHz_TX

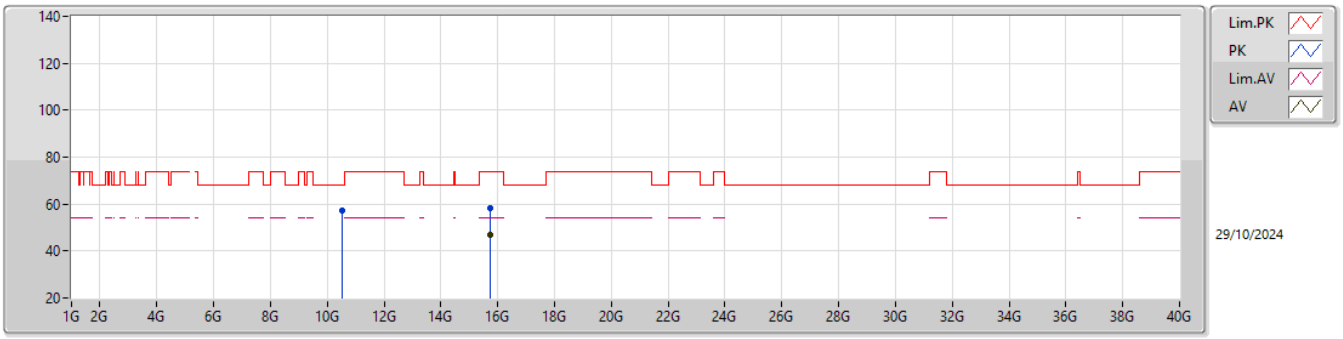

EUT Y_2TX
Setting 22
03-E-V-1

Type	Freq	Level	Limit	Margin	Raw	Dist	Condition	Azimuth	Height	Comment	AF	CL	PA
	(Hz)	(dBuV/m)	(dBuV/m)	(dB)	(dBuV)	(m)		(°)	(m)		(dB)	(dB)	(dB)
PK	10.50969G	57.07	68.20	-11.13	42.33	3	Vertical	341	1.71	-	38.00	11.23	34.49
PK	15.73914G	58.43	74.00	-15.57	42.48	3	Vertical	2	1.80	-	37.92	13.06	35.03
AV	15.73785G	46.64	54.00	-7.36	30.68	3	Vertical	2	1.80	-	37.92	13.06	35.02

5.25-5.35GHz_802.11be EHT160-BF_Nss1,(MCS0)_2TX

5250MHz Straddle 5.25-5.35GHz_TX

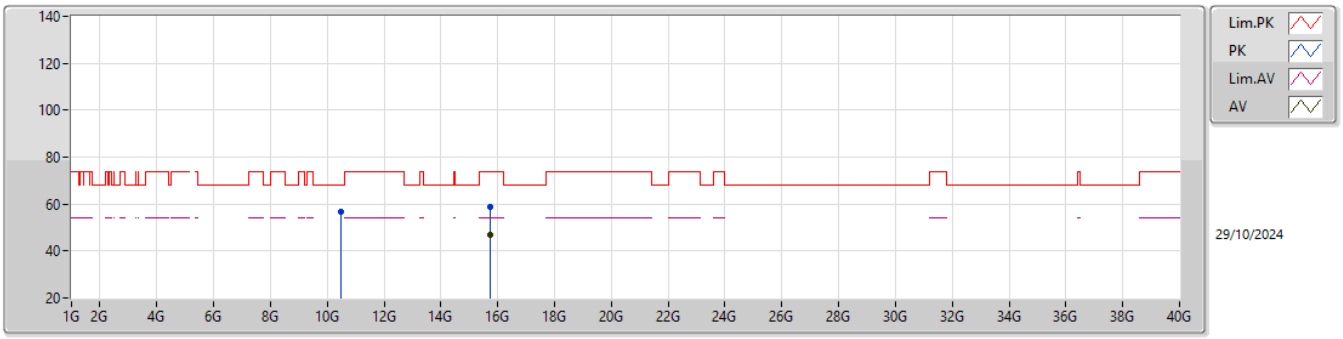

EUT Y_2TX
Setting 22
03-E-V-1

Type	Freq	Level	Limit	Margin	Raw	Dist	Condition	Azimuth	Height	Comment	AF	CL	PA
	(Hz)	(dBuV/m)	(dBuV/m)	(dB)	(dBuV)	(m)		(°)	(m)		(dB)	(dB)	(dB)
PK	10.50318G	56.73	68.20	-11.47	42.00	3	Horizontal	0	2.49	-	38.00	11.22	34.49
PK	15.74457G	58.88	74.00	-15.12	42.93	3	Horizontal	353	1.80	-	37.91	13.07	35.03
AV	15.73743G	46.72	54.00	-7.28	30.75	3	Horizontal	353	1.80	-	37.93	13.06	35.02

5.47-5.725GHz_802.11be EHT160-BF_Nss1,(MCS0)_2TX

5570MHz_TX

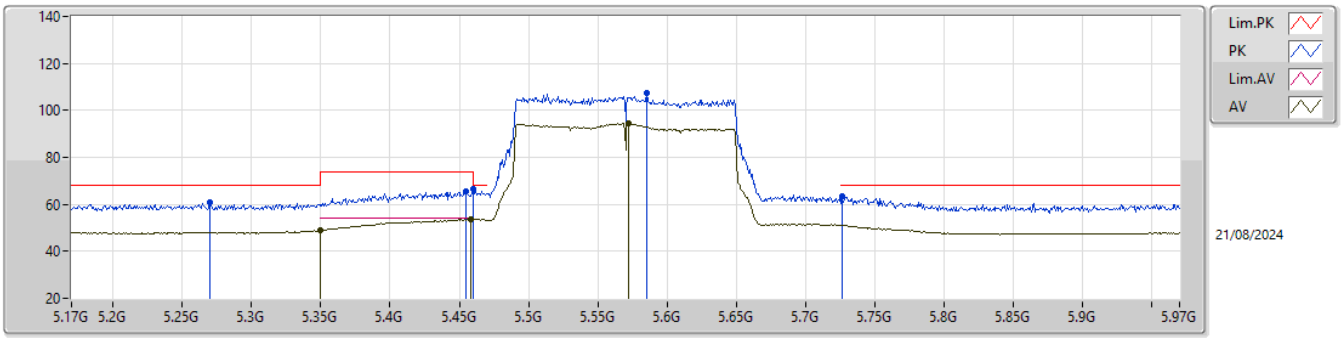

EUT Y_2TX
Setting 23
03-E-R-7-10

Type	Freq	Level	Limit	Margin	Raw	Dist	Condition	Azimuth	Height	Comment	AF	CL	PA
	(Hz)	(dBuV/m)	(dBuV/m)	(dB)	(dBuV)	(m)		(°)	(m)		(dB)	(dB)	(dB)
PK	5.27G	60.89	68.20	-7.31	55.00	3	Vertical	19	1.98	-	34.18	6.99	35.28
AV	5.35G	48.77	54.00	-5.23	42.54	3	Vertical	19	1.98	-	34.40	7.10	35.27
PK	5.4548G	65.30	74.00	-8.70	58.80	3	Vertical	19	1.98	-	34.51	7.24	35.25
PK	5.4604G	66.38	68.20	-1.82	59.86	3	Vertical	19	1.98	-	34.52	7.25	35.25
AV	5.458G	53.68	54.00	-0.32	47.16	3	Vertical	19	1.98	-	34.52	7.25	35.25
PK	5.5852G	107.55	Inf	-Inf	101.03	3	Vertical	19	1.98	-	34.33	7.42	35.23
AV	5.5724G	94.47	Inf	-Inf	87.94	3	Vertical	19	1.98	-	34.36	7.40	35.23
PK	5.726G	63.61	68.20	-4.59	57.18	3	Vertical	19	1.98	-	34.15	7.50	35.22

5.47-5.725GHz_802.11be EHT160-BF_Nss1,(MCS0)_2TX

5570MHz_TX

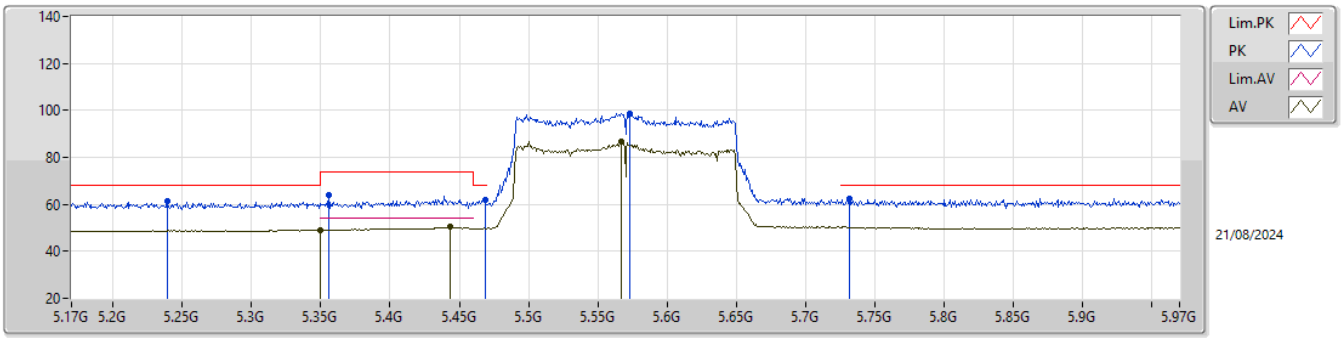

EUT Y_2TX
Setting 23
02-E-V-1-10

Type	Freq	Level	Limit	Margin	Raw	Dist	Condition	Azimuth	Height	Comment	AF	CL	PA
	(Hz)	(dBuV/m)	(dBuV/m)	(dB)	(dBuV)	(m)		(°)	(m)		(dB)	(dB)	(dB)
PK	5.2388G	61.24	68.20	-6.96	51.34	3	Horizontal	204	1.97	-	33.78	7.00	30.88
PK	5.3556G	63.86	74.00	-10.14	53.79	3	Horizontal	204	1.97	-	33.91	6.97	30.81
AV	5.35G	48.91	54.00	-5.09	38.85	3	Horizontal	204	1.97	-	33.90	6.97	30.81
PK	5.4684G	62.03	68.20	-6.17	51.55	3	Horizontal	204	1.97	-	34.04	7.19	30.75
AV	5.4436G	50.69	54.00	-3.31	40.35	3	Horizontal	204	1.97	-	34.00	7.10	30.76
PK	5.5732G	98.57	Inf	-Inf	87.75	3	Horizontal	204	1.97	-	34.00	7.53	30.71
AV	5.5668G	86.79	Inf	-Inf	75.99	3	Horizontal	204	1.97	-	34.00	7.51	30.71
PK	5.7316G	62.48	68.20	-5.72	51.41	3	Horizontal	204	1.97	-	34.00	7.74	30.67

5.47-5.725GHz_802.11be EHT160-BF_Nss1,(MCS0)_2TX

5570MHz_TX

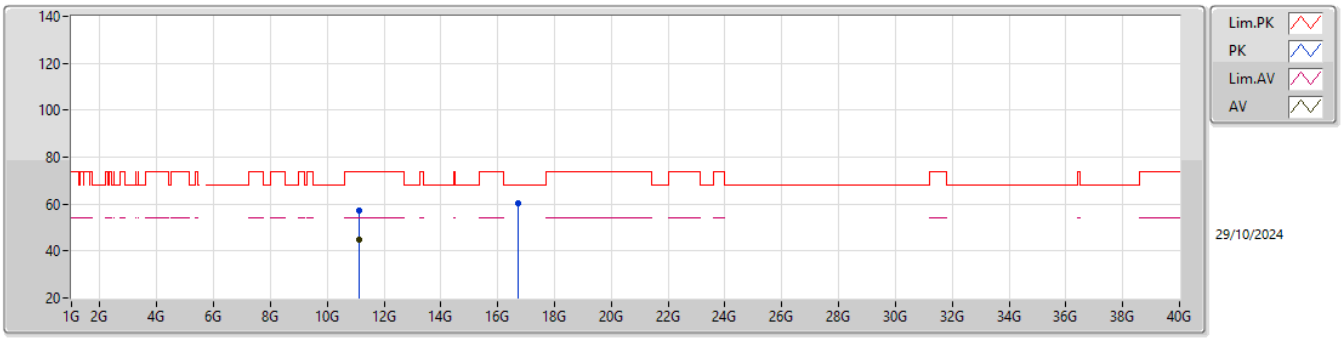

EUT Y_2TX
Setting 23
03-E-V-1

Type	Freq	Level	Limit	Margin	Raw	Dist	Condition	Azimuth	Height	Comment	AF	CL	PA
	(Hz)	(dBuV/m)	(dBuV/m)	(dB)	(dBuV)	(m)		(°)	(m)		(dB)	(dB)	(dB)
PK	11.12662G	57.22	74.00	-16.78	41.81	3	Vertical	350	1.80	-	38.35	11.48	34.42
AV	11.13124G	44.76	54.00	-9.24	29.36	3	Vertical	350	1.80	-	38.34	11.48	34.42
PK	16.70499G	60.35	68.20	-7.85	42.36	3	Vertical	172	2.15	-	39.01	13.62	34.64

5.47-5.725GHz_802.11be EHT160-BF_Nss1,(MCS0)_2TX

5570MHz_TX

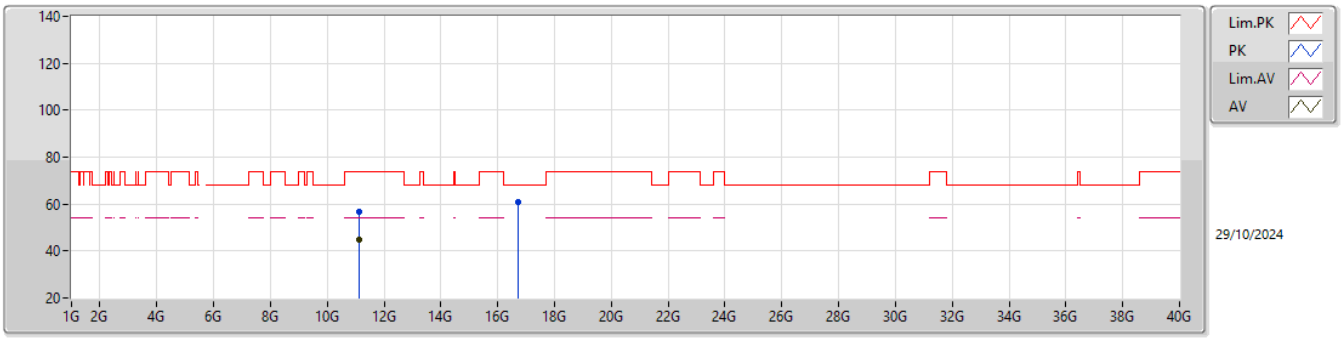

EUT Y_2TX
Setting 23
03-E-V-1

Type	Freq	Level	Limit	Margin	Raw	Dist	Condition	Azimuth	Height	Comment	AF	CL	PA
	(Hz)	(dBuV/m)	(dBuV/m)	(dB)	(dBuV)	(m)		(°)	(m)		(dB)	(dB)	(dB)
PK	11.13046G	56.82	74.00	-17.18	41.42	3	Horizontal	357	1.02	-	38.34	11.48	34.42
AV	11.13016G	44.78	54.00	-9.22	29.38	3	Horizontal	357	1.02	-	38.34	11.48	34.42
PK	16.69875G	60.76	68.20	-7.44	42.81	3	Horizontal	82	1.83	-	38.99	13.61	34.65

5.47-5.725GHz_be240,BF_240MHz_Nss1,(MCS0)_2TX

5610MHz Straddle 5.47-5.725GHz_TX

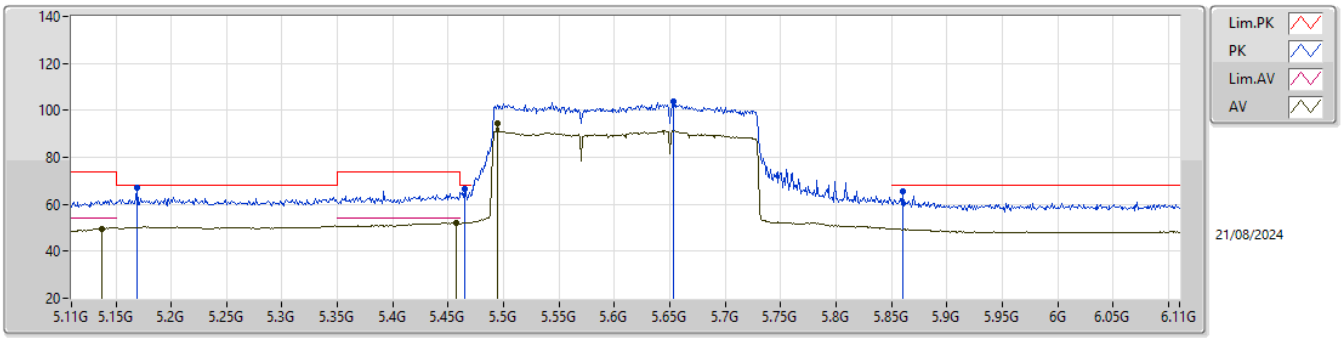

EUT Y_2TX
Setting 22
03-E-R-7-10

Type	Freq	Level	Limit	Margin	Raw	Dist	Condition	Azimuth	Height	Comment	AF	CL	PA
	(Hz)	(dBuV/m)	(dBuV/m)	(dB)	(dBuV)	(m)		(°)	(m)		(dB)	(dB)	(dB)
PK	5.169G	66.88	68.20	-1.32	61.34	3	Vertical	128	1.80	-	34.00	6.84	35.30
AV	5.137G	49.68	54.00	-4.32	44.29	3	Vertical	128	1.80	-	33.92	6.78	35.31
PK	5.465G	66.30	68.20	-1.90	59.76	3	Vertical	128	1.80	-	34.53	7.26	35.25
AV	5.457G	52.11	54.00	-1.89	45.60	3	Vertical	128	1.80	-	34.51	7.25	35.25
AV	5.494G	94.47	Inf	-Inf	87.82	3	Vertical	128	1.80	-	34.59	7.30	35.24
PK	5.653G	103.95	Inf	-Inf	97.52	3	Vertical	128	1.80	-	34.19	7.46	35.22
PK	5.86G	65.69	68.20	-2.51	58.97	3	Vertical	128	1.80	-	34.34	7.58	35.20

5.47-5.725GHz_be240,BF_240MHz_Nss1,(MCS0)_2TX

5610MHz Straddle 5.47-5.725GHz_TX

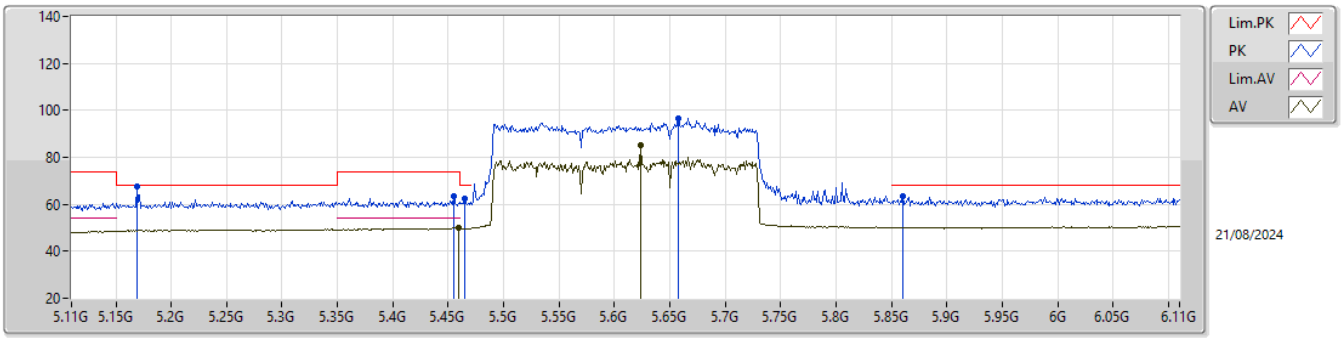

EUT Y_2TX
Setting 22
02-E-V-1-10

Type	Freq	Level	Limit	Margin	Raw	Dist	Condition	Azimuth	Height	Comment	AF	CL	PA
	(Hz)	(dBuV/m)	(dBuV/m)	(dB)	(dBuV)	(m)		(°)	(m)		(dB)	(dB)	(dB)
PK	5.169G	67.62	68.20	-0.58	57.91	3	Horizontal	189	2.05	-	33.64	6.99	30.92
PK	5.455G	63.59	74.00	-10.41	53.20	3	Horizontal	189	2.05	-	34.01	7.14	30.76
AV	5.459G	49.79	54.00	-4.21	39.37	3	Horizontal	189	2.05	-	34.02	7.15	30.75
PK	5.465G	62.37	68.20	-5.83	51.92	3	Horizontal	189	2.05	-	34.03	7.17	30.75
PK	5.658G	96.58	Inf	-Inf	85.60	3	Horizontal	189	2.05	-	34.00	7.67	30.69
AV	5.624G	85.36	Inf	-Inf	74.42	3	Horizontal	189	2.05	-	34.00	7.64	30.70
PK	5.86G	63.49	68.20	-4.71	52.25	3	Horizontal	189	2.05	-	34.04	7.84	30.64

5.47-5.725GHz_be240,BF_240MHz_Nss1,(MCS0)_2TX

5610MHz Straddle 5.47-5.725GHz_TX

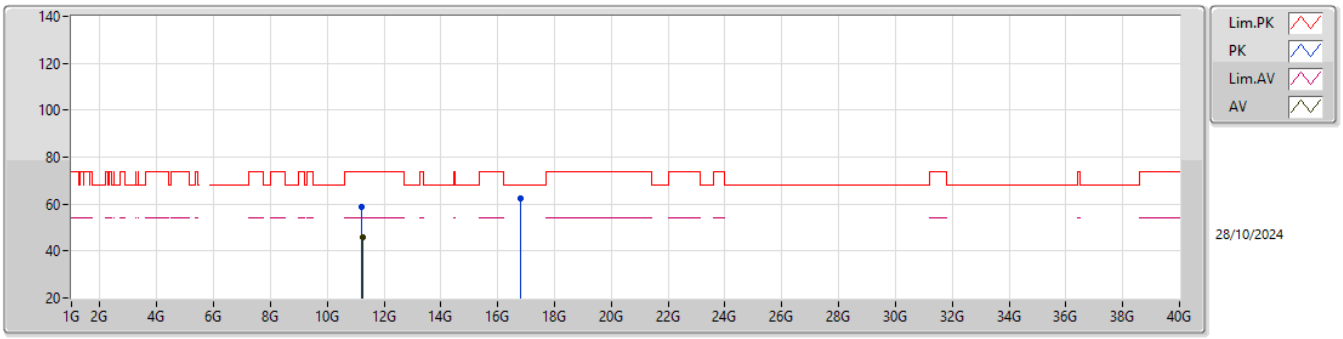

EUT Y_2TX
Setting 22
02-E-V-1

Type	Freq	Level	Limit	Margin	Raw	Dist	Condition	Azimuth	Height	Comment	AF	CL	PA
	(Hz)	(dBuV/m)	(dBuV/m)	(dB)	(dBuV)	(m)		(°)	(m)		(dB)	(dB)	(dB)
PK	11.21973G	59.01	74.00	-14.99	39.37	3	Vertical	358	1.80	-	38.64	11.58	30.58
AV	11.23401G	45.84	54.00	-8.16	26.17	3	Vertical	358	1.80	-	38.67	11.59	30.59
PK	16.81503G	62.32	68.20	-5.88	41.76	3	Vertical	41	1.77	-	40.39	12.26	32.09

5.47-5.725GHz_be240,BF_240MHz_Nss1,(MCS0)_2TX

5610MHz Straddle 5.47-5.725GHz_TX

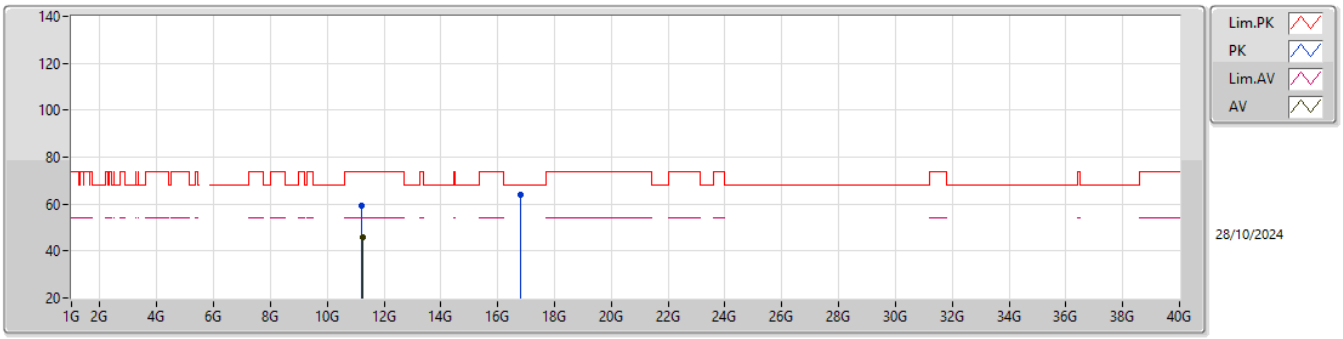

EUT Y_2TX
Setting 22
02-E-V-1

Type	Freq	Level	Limit	Margin	Raw	Dist	Condition	Azimuth	Height	Comment	AF	CL	PA
	(Hz)	(dBuV/m)	(dBuV/m)	(dB)	(dBuV)	(m)		(°)	(m)		(dB)	(dB)	(dB)
PK	11.22618G	59.43	74.00	-14.57	39.77	3	Horizontal	0	1.95	-	38.65	11.59	30.58
AV	11.23485G	45.85	54.00	-8.15	26.18	3	Horizontal	0	1.95	-	38.67	11.59	30.59
PK	16.81995G	63.95	68.20	-4.25	43.36	3	Horizontal	135	1.80	-	40.42	12.26	32.09

Summary

Mode	Result	Type	Freq (Hz)	Level (dBuV/m)	Limit (dBuV/m)	Margin (dB)	Condition
Mode 1	Pass	AV	1.74709G	27.70	54.00	-26.30	Horizontal

Mode 1

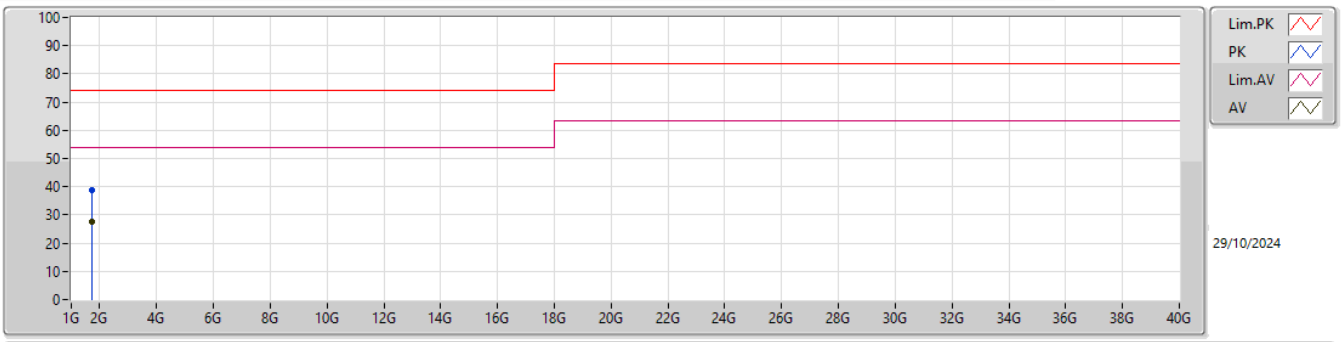

Type	Freq	Level	Limit	Margin	Factor	Dist	Condition	Azimuth	Height	Comment	Raw	AF	CL	PA
	(Hz)	(dBuV/m)	(dBuV/m)	(dB)	(dB/m)	(m)		(°)	(m)		(dBuV)	(dB/m)	(dB)	(dB)
PK	1.74122G	38.99	74.00	-35.01	-3.64	3	Vertical	114	1.80	-	42.63	26.49	4.78	34.91
AV	1.74659G	27.57	54.00	-26.43	-3.68	3	Vertical	114	1.80	"Worst"	31.25	26.43	4.80	34.91

Mode 1

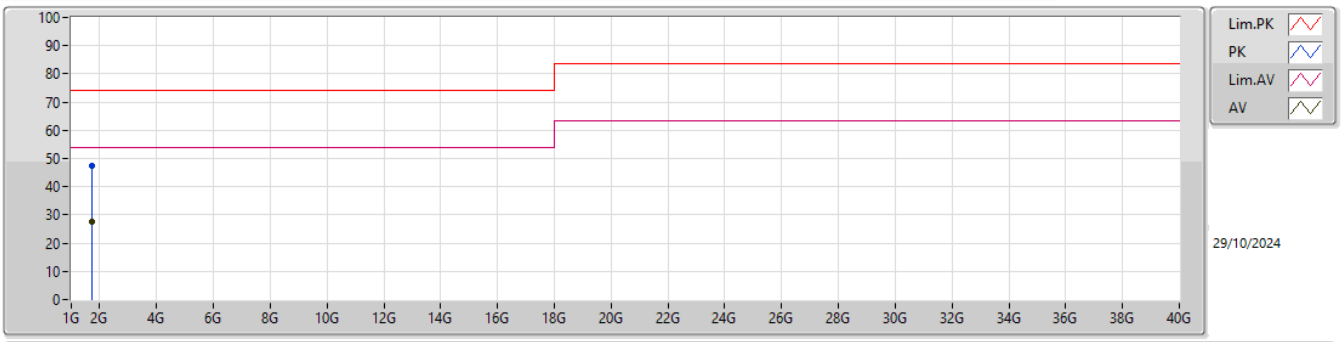

Type	Freq	Level	Limit	Margin	Factor	Dist	Condition	Azimuth	Height	Comment	Raw	AF	CL	PA
	(Hz)	(dBuV/m)	(dBuV/m)	(dB)	(dB/m)	(m)		(°)	(m)		(dBuV)	(dB/m)	(dB)	(dB)
PK	1.74062G	47.24	74.00	-26.76	-3.64	3	Horizontal	0	1.78	-	50.88	26.49	4.78	34.91
AV	1.74709G	27.70	54.00	-26.30	-3.68	3	Horizontal	0	1.78	"Worst"	31.38	26.43	4.80	34.91