Photo Report on

Radio Identification Device
FS197
Part of system “37W”

FCC ID: NBGFS197
IC: 2694A-FS197

This Photo Report contains the photos of the radiated tests in the 7layers test reports:
MDE_HELLA_1806_FCCc
MDE_HELLA_1806_FCCe

Test Report Reference: MDE_HELLA_1806_FCC_Photo_Report_FS197

Report version control			
Version	**Release date**	**Change Description**	**Version validity**
initial	2019-04-08	--	valid

Test Laboratory:
7layers GmbH
Borsigstrasse 11
40880 Ratingen
Germany

Deutsche Akkreditierungsstelle
D-PL-12140-01-00

Note:
The following test results relate only to the devices specified in this document. This report shall not be reproduced in parts without the written approval of the test laboratory.

UWB Technology



Photo 1: Test setup for radiated emissions measurements in semi-anechoic chamber (9 kHz to 30 MHz), front side view, 3 m measurement distance



Photo 2: Test setup for radiated emissions measurements in semi-anechoic chamber (30 MHz to 1 GHz), right side view, 3 m measurement distance



Photo 3: Test setup for radiated emissions measurements in fully-anechoic chamber (1 GHz to 18 GHz), right side view, 1 m measurement distance

Photo 4: Test setup for radiated emissions measurements in fully-anechoic chamber (18 GHz to 26.5 GHz), rear side view, 0.5 m measurement distance



Photo 5: Test setup for radiated emissions measurements in fully-anechoic chamber (26.5 GHz to 40 GHz), rear side view, 1 m measurement distance

UHF technology



Photo 1: Test setup for radiated emissions measurements in semi-anechoic chamber (9 kHz to 30 MHz), rear side view, 3 m measurement distance



Photo 2: Test setup for radiated emissions measurements in semi-anechoic chamber (30 MHz to 1 GHz), front side view, 3 m measurement distance

Photo 3: Test setup for radiated emissions measurements in fully-anechoic chamber (1 GHz to 7 GHz), right side view, 3 m measurement distance (for UHF)