Appendix B: Test Results of Radiation Spurious Emissions & Mains Conducted Emission

<EUT with Notebook>

Band Edges, 4.5GHz ~ 5.15GHz

U-NII-1

802.11a

CH 36 (Horizontal) Peak

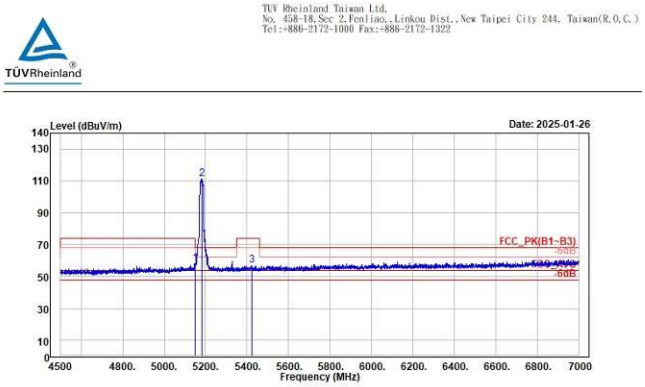

	Freq	Level	Read Level	Factor	Limit Line	Over Limit	APos	TPos	Remark	Pol/Phase	Note
	MHz	dBuV/m	dBuV	dB/m	dBuV/m	dB	cm	deg			
1	5147.50	57.82	14.60	43.22	74.00	-16.18	100	291	Peak	Horizontal	
2 *	5180.00	111.44	68.02	43.42	68.20	43.24	100	291	Peak	Horizontal	
3	5422.50	56.81	12.71	44.10	74.00	-17.19	100	291	Peak	Horizontal	

CH 36 (Vertical) Peak

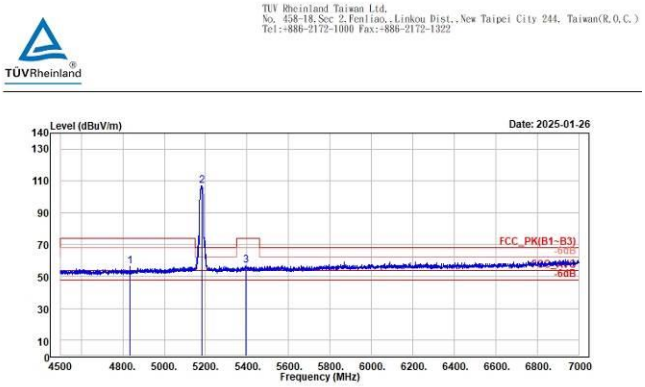

	Freq	Level	Read Level	Factor	Limit Line	Over Limit	APos	TPos	Remark	Pol/Phase	Note
	MHz	dBuV/m	dBuV	dB/m	dBuV/m	dB	cm	deg			
1	4835.00	56.36	13.61	42.75	74.00	-17.64	100	80	Peak	Vertical	
2 *	5180.00	107.13	63.71	43.42	68.20	38.93	100	80	Peak	Vertical	
3	5395.00	56.76	12.62	44.14	74.00	-17.24	100	80	Peak	Vertical	

802.11a

CH 36 (Horizontal) Average

TUV Rheinland Taiwan Ltd.
No. 458-18, Sec 2, Fenliao., Linkou Dist., New Taipei City 244, Taiwan(R.O.C.)
Tel:+886-2172-1000 Fax:+886-2172-1322

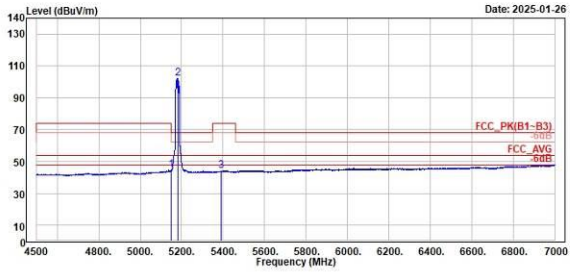

	Freq	Level	Read Level	Factor	Limit Line	Over Limit	APos	TPos	Remark	Pol/Phase	Note
	MHz	dBuV/m	dBuV	dB/m	dBuV/m	dB	cm	deg			
1	5148.00	44.74	1.52	43.22	54.00	-9.26	100	291	Average	Horizontal	
2 *	5180.00	102.41	58.99	43.42	54.00	48.41	100	291	Average	Horizontal	
3	5389.50	44.21	0.16	44.05	54.00	-9.79	100	291	Average	Horizontal	

CH 36 (Vertical) Average

TUV Rheinland Taiwan Ltd.
No. 458-18, Sec 2, Fenliao., Linkou Dist., New Taipei City 244, Taiwan(R.O.C.)
Tel:+886-2172-1000 Fax:+886-2172-1322

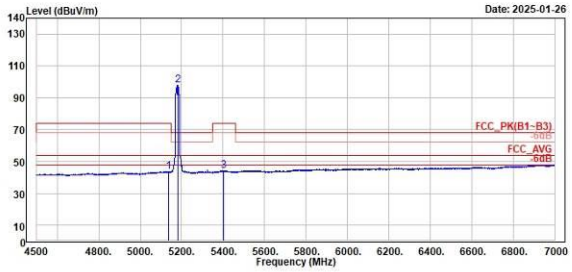

	Freq	Level	Read Level	Factor	Limit Line	Over Limit	APos	TPos	Remark	Pol/Phase	Note
	MHz	dBuV/m	dBuV	dB/m	dBuV/m	dB	cm	deg			
1	5138.00	43.71	0.50	43.21	54.00	-10.29	100	80	Average	Vertical	
2 *	5180.00	97.83	54.41	43.42	54.00	43.83	100	80	Average	Vertical	
3	5402.50	44.27	0.07	44.20	54.00	-9.73	100	80	Average	Vertical	

802.11a

CH 40 (Horizontal) Peak

TUV Rheinland Taiwan Ltd.
No. 458-18, Sec 2, Fenliao., Linkou Dist., New Taipei City 244, Taiwan(R.O.C.)
Tel:+886-2172-1000 Fax:+886-2172-1322

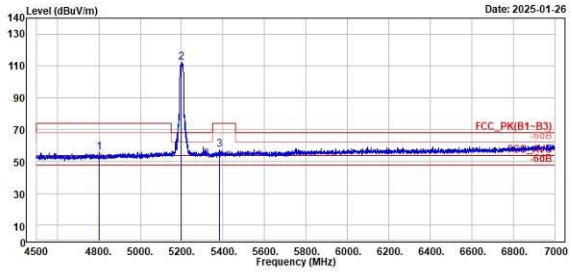

	Freq	Level	Read Level	Factor	Limit Line	Over Limit	APos	TPos	Remark	Pol/Phase	Note
	MHz	dBuV/m	dBuV	dB/m	dBuV/m	dB	cm	deg			
1	4803.00	55.81	13.09	42.72	74.00	-18.19	100	293	Peak	Horizontal	
2 *	5200.00	112.35	68.79	43.56	68.20	44.15	100	293	Peak	Horizontal	
3	5383.00	57.30	13.34	43.96	74.00	-16.70	100	293	Peak	Horizontal	

CH 40 (Vertical) Peak

TUV Rheinland Taiwan Ltd.
No. 458-18, Sec 2, Fenliao., Linkou Dist., New Taipei City 244, Taiwan(R.O.C.)
Tel:+886-2172-1000 Fax:+886-2172-1322

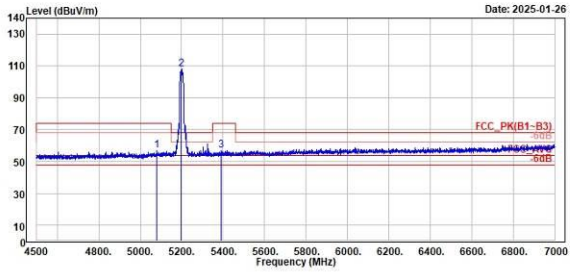

	Freq	Level	Read Level	Factor	Limit Line	Over Limit	APos	TPos	Remark	Pol/Phase	Note
	MHz	dBuV/m	dBuV	dB/m	dBuV/m	dB	cm	deg			
1	5078.50	56.70	13.50	43.20	74.00	-17.30	100	82	Peak	Vertical	
2 *	5200.00	107.94	64.38	43.56	68.20	39.74	100	82	Peak	Vertical	
3	5392.00	57.05	12.95	44.10	74.00	-16.95	100	82	Peak	Vertical	

802.11a

CH 40 (Horizontal) Average

TUV Rheinland Taiwan Ltd.
No. 458-18, Sec 2, Fenliao., Linkou Dist., New Taipei City 244, Taiwan(R.O.C.)
Tel:+886-2172-1000 Fax:+886-2172-1322

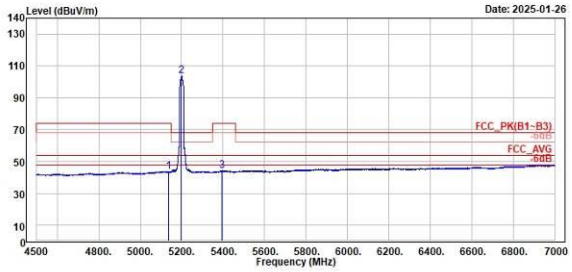

	Freq	Level	Read Level	Factor	Limit Line	Over Limit	APos	TPos	Remark	Pol/Phase	Note
	MHz	dBuV/m	dBuV	dB/m	dBuV/m	dB	cm	deg			
1	5138.50	43.89	0.68	43.21	54.00	-10.11	100	293	Average	Horizontal	
2 *	5200.00	103.64	60.08	43.56	54.00	49.64	100	293	Average	Horizontal	
3	5393.50	44.30	0.18	44.12	54.00	-9.70	100	293	Average	Horizontal	

CH 40 (Vertical) Average

TUV Rheinland Taiwan Ltd.
No. 458-18, Sec 2, Fenliao., Linkou Dist., New Taipei City 244, Taiwan(R.O.C.)
Tel:+886-2172-1000 Fax:+886-2172-1322

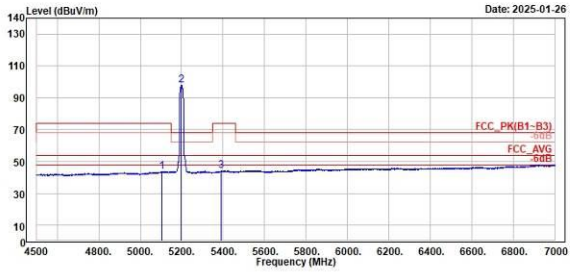

	Freq	Level	Read Level	Factor	Limit Line	Over Limit	APos	TPos	Remark	Pol/Phase	Note
	MHz	dBuV/m	dBuV	dB/m	dBuV/m	dB	cm	deg			
1	5102.50	43.69	0.51	43.18	54.00	-10.31	100	82	Average	Vertical	
2 *	5200.00	98.00	54.44	43.56	54.00	44.00	100	82	Average	Vertical	
3	5391.50	44.17	0.08	44.09	54.00	-9.83	100	82	Average	Vertical	

802.11a

CH 48 (Horizontal) Peak

TUV Rheinland Taiwan Ltd.
No. 458-18, Sec 2, Fenliao., Linkou Dist., New Taipei City 244, Taiwan(R.O.C.)
Tel:+886-2172-1000 Fax:+886-2172-1322

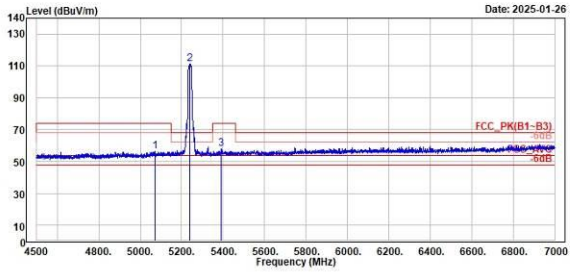

	Freq	Level	Read Level	Factor	Limit Line	Over Limit	APos	TPos	Remark	Pol/Phase	Note
	MHz	dBuV/m	dBuV	dB/m	dBuV/m	dB	cm	deg			
1	5070.50	56.54	13.33	43.21	74.00	-17.46	100	290	Peak	Horizontal	
2 *	5240.00	111.52	68.17	43.35	68.20	43.32	100	290	Peak	Horizontal	
3	5391.50	57.79	13.70	44.09	74.00	-16.21	100	290	Peak	Horizontal	

CH 48 (Vertical) Peak

TUV Rheinland Taiwan Ltd.
No. 458-18, Sec 2, Fenliao., Linkou Dist., New Taipei City 244, Taiwan(R.O.C.)
Tel:+886-2172-1000 Fax:+886-2172-1322

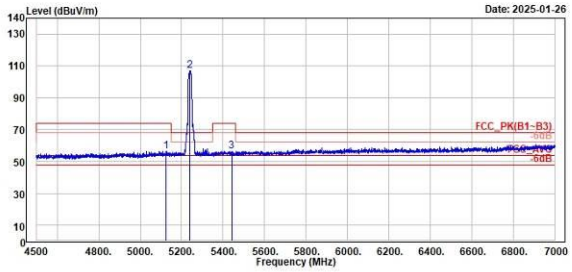

	Freq	Level	Read Level	Factor	Limit Line	Over Limit	APos	TPos	Remark	Pol/Phase	Note
	MHz	dBuV/m	dBuV	dB/m	dBuV/m	dB	cm	deg			
1	5124.50	56.46	13.26	43.20	74.00	-17.54	100	83	Peak	Vertical	
2 *	5240.00	107.04	63.69	43.35	68.20	38.84	100	83	Peak	Vertical	
3	5441.50	56.59	12.60	43.99	74.00	-17.41	100	83	Peak	Vertical	

802.11a

CH 48 (Horizontal) Average

TUV Rheinland Taiwan Ltd.
No. 458-18, Sec 2, Fenliao., Linkou Dist., New Taipei City 244, Taiwan(R.O.C.)
Tel:+886-2172-1000 Fax:+886-2172-1322

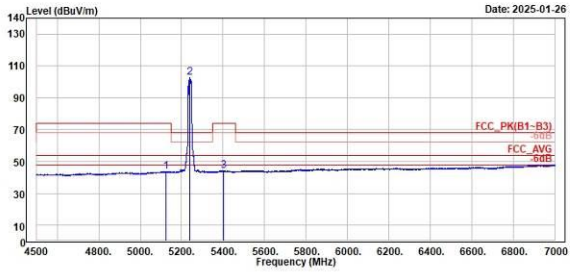

	Freq	Level	Read Level	Factor	Limit Line	Over Limit	APos	TPos	Remark	Pol/Phase	Note
	MHz	dBuV/m	dBuV	dB/m	dBuV/m	dB	cm	deg			
1	5125.00	43.76	0.56	43.20	54.00	-10.24	100	290	Average	Horizontal	
2 *	5240.00	102.58	59.23	43.35	54.00	48.58	100	290	Average	Horizontal	
3	5401.00	44.23	0.03	44.20	54.00	-9.77	100	290	Average	Horizontal	

CH 48 (Vertical) Average

TUV Rheinland Taiwan Ltd.
No. 458-18, Sec 2, Fenliao., Linkou Dist., New Taipei City 244, Taiwan(R.O.C.)
Tel:+886-2172-1000 Fax:+886-2172-1322

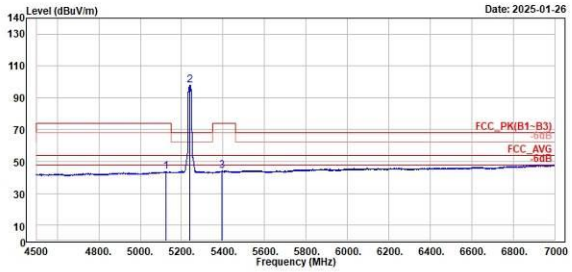

	Freq	Level	Read Level	Factor	Limit Line	Over Limit	APos	TPos	Remark	Pol/Phase	Note
	MHz	dBuV/m	dBuV	dB/m	dBuV/m	dB	cm	deg			
1	5125.00	43.53	0.33	43.20	54.00	-10.47	100	83	Average	Vertical	
2 *	5240.00	98.18	54.83	43.35	54.00	44.18	100	83	Average	Vertical	
3	5394.00	44.22	0.09	44.13	54.00	-9.78	100	83	Average	Vertical	

802.11be EHT20

CH 36 (Horizontal) Peak

TÜV Rheinland Taiwan Ltd.
No. 458-18, Sec 2, Fenliao, Linkou Dist., New Taipei City 244, Taiwan(R.O.C.)
Tel:+886-2172-1000 Fax:+886-2172-1322

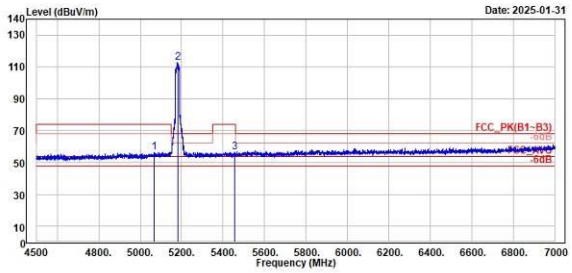

	Freq	Level	Read Level	Factor	Limit Line	Over Limit	APos	TPos	Remark	Pol/Phase	Note
	MHz	dBuV/m	dBuV	dB/m	dBuV/m	dB	cm	deg			
1	5069.00	56.52	13.31	43.21	74.00	-17.48	100	290	Peak	Horizontal	
2 *	5180.00	112.59	69.17	43.42	68.20	44.39	100	290	Peak	Horizontal	
3	5456.50	56.62	12.63	43.99	74.00	-17.38	100	290	Peak	Horizontal	

CH 36 (Vertical) Peak

TÜV Rheinland Taiwan Ltd.
No. 458-18, Sec 2, Fenliao, Linkou Dist., New Taipei City 244, Taiwan(R.O.C.)
Tel:+886-2172-1000 Fax:+886-2172-1322

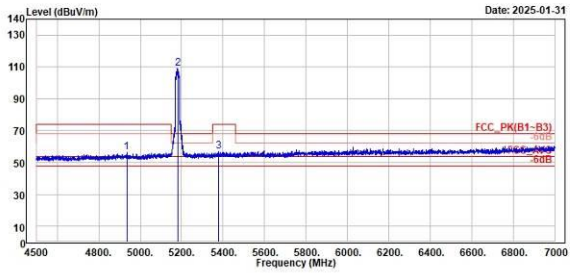

	Freq	Level	Read Level	Factor	Limit Line	Over Limit	APos	TPos	Remark	Pol/Phase	Note
	MHz	dBuV/m	dBuV	dB/m	dBuV/m	dB	cm	deg			
1	4934.50	56.22	13.11	43.11	74.00	-17.78	100	81	Peak	Vertical	
2 *	5180.00	108.94	65.52	43.42	68.20	40.74	100	81	Peak	Vertical	
3	5378.00	56.93	13.05	43.88	74.00	-17.07	100	81	Peak	Vertical	

802.11be EHT20

CH 36 (Horizontal) Average

TUV Rheinland Taiwan Ltd.
No. 458-18, Sec 2, Fenliao., Linkou Dist., New Taipei City 244, Taiwan(R.O.C.)
Tel:+886-2172-1000 Fax:+886-2172-1322

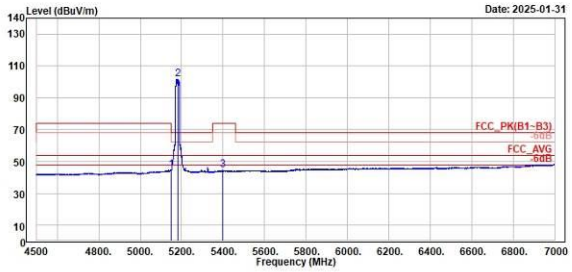

	Freq	Level	Read Level	Factor	Limit Line	Over Limit	APos	TPos	Remark	Pol/Phase	Note
	MHz	dBuV/m	dBuV	dB/m	dBuV/m	dB	cm	deg			
1	5148.50	44.98	1.76	43.22	54.00	-9.02	100	290	Average	Horizontal	
2 *	5180.00	101.84	58.42	43.42	54.00	47.84	100	290	Average	Horizontal	
3	5400.00	44.56	0.35	44.21	54.00	-9.44	100	290	Average	Horizontal	

CH 36 (Vertical) Average

TUV Rheinland Taiwan Ltd.
No. 458-18, Sec 2, Fenliao., Linkou Dist., New Taipei City 244, Taiwan(R.O.C.)
Tel:+886-2172-1000 Fax:+886-2172-1322

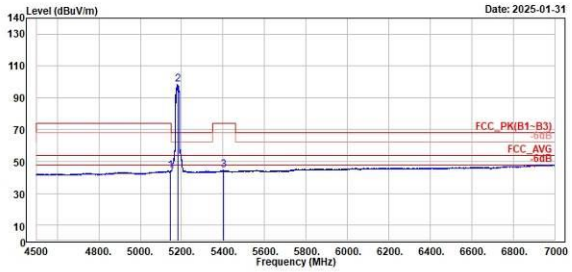

	Freq	Level	Read Level	Factor	Limit Line	Over Limit	APos	TPos	Remark	Pol/Phase	Note
	MHz	dBuV/m	dBuV	dB/m	dBuV/m	dB	cm	deg			
1	5146.50	44.13	0.92	43.21	54.00	-9.87	100	81	Average	Vertical	
2 *	5180.00	98.50	55.08	43.42	54.00	44.50	100	81	Average	Vertical	
3	5403.00	44.69	0.50	44.19	54.00	-9.31	100	81	Average	Vertical	

802.11be EHT20

CH 40 (Horizontal) Peak

TUV Rheinland Taiwan Ltd.
No. 458-18, Sec 2, Fenliao., Linkou Dist., New Taipei City 244, Taiwan(R.O.C.)
Tel:+886-2172-1000 Fax:+886-2172-1322

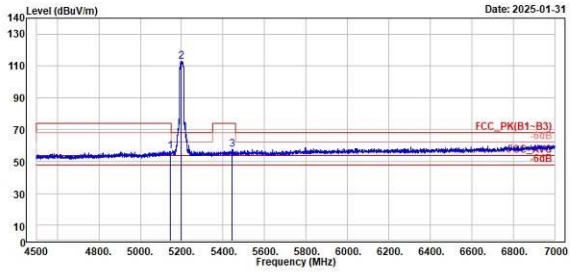

	Freq	Level	Read Level	Factor	Limit Line	Over Limit	APos	TPos	Remark	Pol/Phase	Note
	MHz	dBuV/m	dBuV	dB/m	dBuV/m	dB	cm	deg			
1	5147.00	56.67	13.46	43.21	74.00	-17.33	100	291	Peak	Horizontal	
2 *	5200.00	112.95	69.39	43.56	68.20	44.75	100	291	Peak	Horizontal	
3	5445.00	57.46	13.48	43.98	74.00	-16.54	100	291	Peak	Horizontal	

CH 40 (Vertical) Peak

TUV Rheinland Taiwan Ltd.
No. 458-18, Sec 2, Fenliao., Linkou Dist., New Taipei City 244, Taiwan(R.O.C.)
Tel:+886-2172-1000 Fax:+886-2172-1322

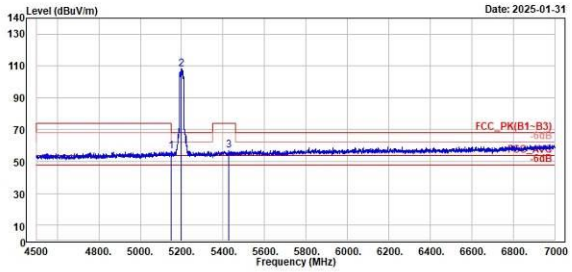

	Freq	Level	Read Level	Factor	Limit Line	Over Limit	APos	TPos	Remark	Pol/Phase	Note
	MHz	dBuV/m	dBuV	dB/m	dBuV/m	dB	cm	deg			
1	5150.00	56.46	13.24	43.22	74.00	-17.54	100	82	Peak	Vertical	
2 *	5200.00	108.17	64.61	43.56	68.20	39.97	100	82	Peak	Vertical	
3	5426.00	56.77	12.70	44.07	74.00	-17.23	100	82	Peak	Vertical	

802.11be EHT20

CH 40 (Horizontal) Average

TÜV Rheinland Taiwan Ltd.
No. 458-18, Sec 2, Fenliao., Linkou Dist., New Taipei City 244, Taiwan(R.O.C.)
Tel:+886-2172-1000 Fax:+886-2172-1322

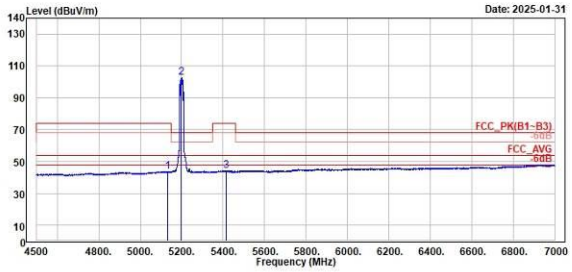

	Freq	Level	Read Level	Factor	Limit Line	Over Limit	APos	TPos	Remark	Pol/Phase	Note
	MHz	dBuV/m	dBuV	dB/m	dBuV/m	dB	cm	deg			
1	5131.00	43.83	0.63	43.20	54.00	-10.17	100	291	Average	Horizontal	
2 *	5200.00	102.60	59.04	43.56	54.00	48.60	100	291	Average	Horizontal	
3	5415.50	44.23	0.10	44.13	54.00	-9.77	100	291	Average	Horizontal	

CH 40 (Vertical) Average

TÜV Rheinland Taiwan Ltd.
No. 458-18, Sec 2, Fenliao., Linkou Dist., New Taipei City 244, Taiwan(R.O.C.)
Tel:+886-2172-1000 Fax:+886-2172-1322

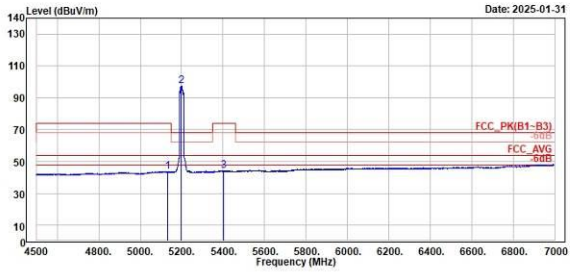

	Freq	Level	Read Level	Factor	Limit Line	Over Limit	APos	TPos	Remark	Pol/Phase	Note
	MHz	dBuV/m	dBuV	dB/m	dBuV/m	dB	cm	deg			
1	5131.00	43.81	0.61	43.20	54.00	-10.19	100	82	Average	Vertical	
2 *	5200.00	97.64	54.08	43.56	54.00	43.64	100	82	Average	Vertical	
3	5401.50	44.33	0.13	44.20	54.00	-9.67	100	82	Average	Vertical	

802.11be EHT20

CH 48 (Horizontal) Peak

TÜV Rheinland Taiwan Ltd.
No. 458-18, Sec 2, Fenliao., Linkou Dist., New Taipei City 244, Taiwan(R.O.C.)
Tel:+886-2172-1000 Fax:+886-2172-1322

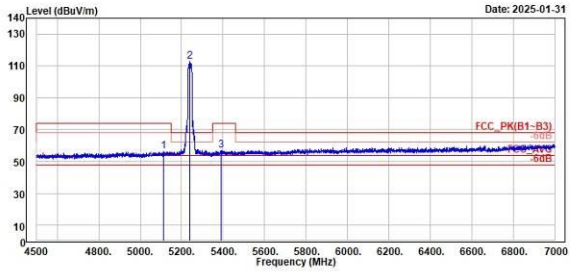

	Freq	Level	Read Level	Factor	Limit Line	Over Limit	APos	TPos	Remark	Pol/Phase	Note
	MHz	dBuV/m	dBuV	dB/m	dBuV/m	dB	cm	deg			
1	5113.00	56.38	13.19	43.19	74.00	-17.62	100	290	Peak	Horizontal	
2 *	5240.00	112.71	69.36	43.35	68.20	44.51	100	290	Peak	Horizontal	
3	5390.50	56.97	12.90	44.07	74.00	-17.03	100	290	Peak	Horizontal	

CH 48 (Vertical) Peak

TÜV Rheinland Taiwan Ltd.
No. 458-18, Sec 2, Fenliao., Linkou Dist., New Taipei City 244, Taiwan(R.O.C.)
Tel:+886-2172-1000 Fax:+886-2172-1322

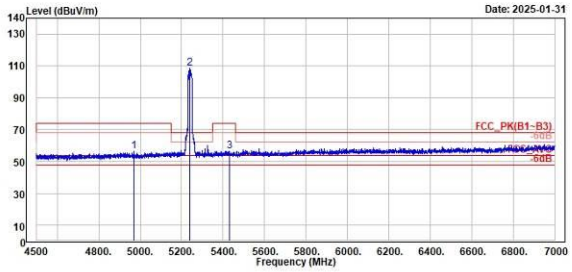

	Freq	Level	Read Level	Factor	Limit Line	Over Limit	APos	TPos	Remark	Pol/Phase	Note
	MHz	dBuV/m	dBuV	dB/m	dBuV/m	dB	cm	deg			
1	4969.00	56.22	13.20	43.02	74.00	-17.78	100	82	Peak	Vertical	
2 *	5240.00	108.80	65.45	43.35	68.20	40.60	100	82	Peak	Vertical	
3	5432.00	56.56	12.51	44.05	74.00	-17.44	100	82	Peak	Vertical	

802.11be EHT20

CH 48 (Horizontal) Average

TÜV Rheinland Taiwan Ltd.
No. 458-18, Sec 2, Fenliao., Linkou Dist., New Taipei City 244, Taiwan(R.O.C.)
Tel:+886-2172-1000 Fax:+886-2172-1322

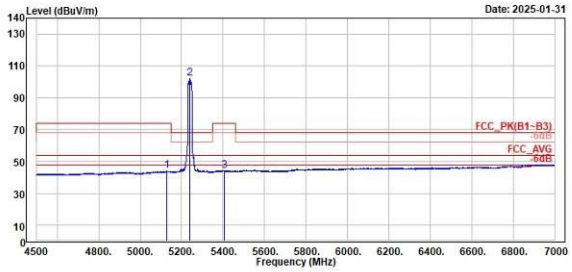

	Freq	Level	Read Level	Factor	Limit Line	Over Limit	APos	TPos	Remark	Pol/Phase	Note
	MHz	dBuV/m	dBuV	dB/m	dBuV/m	dB	cm	deg			
1	5127.50	44.05	0.85	43.20	54.00	-9.95	100	290	Average	Horizontal	
2 *	5240.00	101.95	58.60	43.35	54.00	47.95	100	290	Average	Horizontal	
3	5405.00	44.35	0.16	44.19	54.00	-9.65	100	290	Average	Horizontal	

CH 48 (Vertical) Average

TÜV Rheinland Taiwan Ltd.
No. 458-18, Sec 2, Fenliao., Linkou Dist., New Taipei City 244, Taiwan(R.O.C.)
Tel:+886-2172-1000 Fax:+886-2172-1322

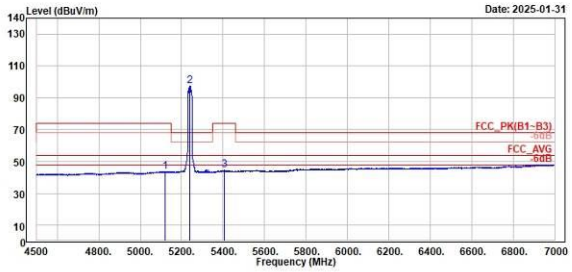

	Freq	Level	Read Level	Factor	Limit Line	Over Limit	APos	TPos	Remark	Pol/Phase	Note
	MHz	dBuV/m	dBuV	dB/m	dBuV/m	dB	cm	deg			
1	5120.00	43.85	0.66	43.19	54.00	-10.15	100	82	Average	Vertical	
2 *	5240.00	97.48	54.13	43.35	54.00	43.48	100	82	Average	Vertical	
3	5405.00	44.52	0.33	44.19	54.00	-9.48	100	82	Average	Vertical	

802.11be EHT40

CH 38 (Horizontal) Peak

TÜV Rheinland Taiwan Ltd.
No. 458-18, Sec 2, Fenliao., Linkou Dist., New Taipei City 244, Taiwan(R.O.C.)
Tel:+886-2172-1000 Fax:+886-2172-1322

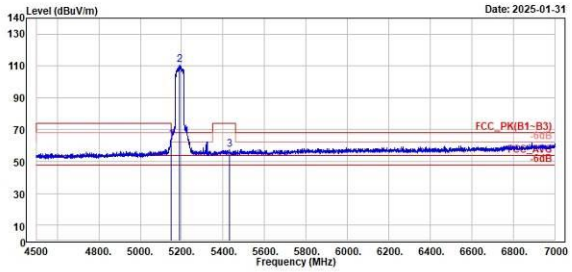

	Freq	Level	Read Level	Factor	Limit Line	Over Limit	APos	TPos	Remark	Pol/Phase	Note
	MHz	dBuV/m	dBuV	dB/m	dBuV/m	dB	cm	deg			
1	5147.50	63.88	20.66	43.22	74.00	-10.12	100	295	Peak	Horizontal	
2 *	5190.00	110.85	67.36	43.49	68.20	42.65	100	295	Peak	Horizontal	
3	5432.50	57.26	13.21	44.05	74.00	-16.74	100	295	Peak	Horizontal	

CH 38 (Vertical) Peak

TÜV Rheinland Taiwan Ltd.
No. 458-18, Sec 2, Fenliao., Linkou Dist., New Taipei City 244, Taiwan(R.O.C.)
Tel:+886-2172-1000 Fax:+886-2172-1322

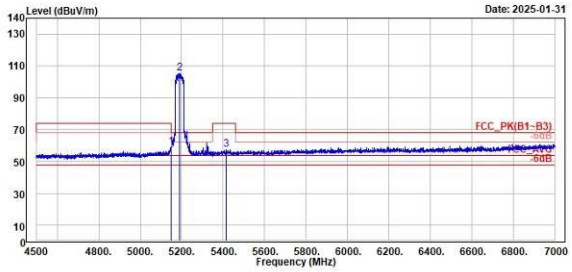

	Freq	Level	Read Level	Factor	Limit Line	Over Limit	APos	TPos	Remark	Pol/Phase	Note
	MHz	dBuV/m	dBuV	dB/m	dBuV/m	dB	cm	deg			
1	5149.50	59.24	16.02	43.22	74.00	-14.76	100	82	Peak	Vertical	
2 *	5190.00	105.62	62.13	43.49	68.20	37.42	100	82	Peak	Vertical	
3	5416.00	57.61	13.49	44.12	74.00	-16.39	100	82	Peak	Vertical	

802.11be EHT40

CH 38 (Horizontal) Average

TÜV Rheinland Taiwan Ltd.
No. 458-18, Sec 2, Fenliao., Linkou Dist., New Taipei City 244, Taiwan(R.O.C.)
Tel:+886-2172-1000 Fax:+886-2172-1322

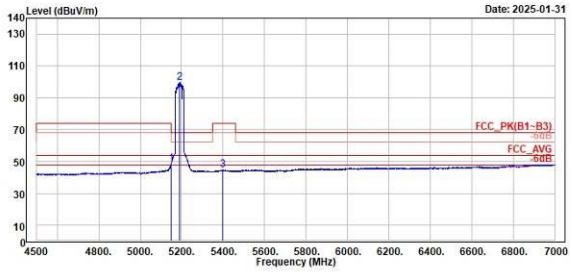

		Freq	Level	Read Level	Factor	Limit Line	Over Limit	APos	TPos	Remark	Pol/Phase	Note
		MHz	dBuV/m	dBuV	dB/m	dBuV/m	dB	cm	deg			
1	!	5150.00	48.66	5.44	43.22	54.00	-5.34	100	295	Average	Horizontal	
2	*	5190.00	99.68	56.19	43.49	54.00	45.68	100	295	Average	Horizontal	
3		5398.00	44.56	0.38	44.18	54.00	-9.44	100	295	Average	Horizontal	

CH 38 (Vertical) Average

TÜV Rheinland Taiwan Ltd.
No. 458-18, Sec 2, Fenliao., Linkou Dist., New Taipei City 244, Taiwan(R.O.C.)
Tel:+886-2172-1000 Fax:+886-2172-1322

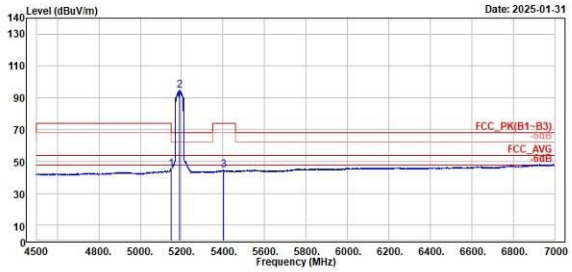

		Freq	Level	Read Level	Factor	Limit Line	Over Limit	APos	TPos	Remark	Pol/Phase	Note
		MHz	dBuV/m	dBuV	dB/m	dBuV/m	dB	cm	deg			
1		5150.00	45.42	2.20	43.22	54.00	-8.58	100	82	Average	Vertical	
2	*	5190.00	94.95	51.46	43.49	54.00	40.95	100	82	Average	Vertical	
3		5402.00	44.46	0.26	44.20	54.00	-9.54	100	82	Average	Vertical	

802.11be EHT40

CH 46 (Horizontal) Peak

TÜV Rheinland Taiwan Ltd.
No. 458-18, Sec 2, Fenliao., Linkou Dist., New Taipei City 244, Taiwan(R.O.C.)
Tel:+886-2172-1000 Fax:+886-2172-1322

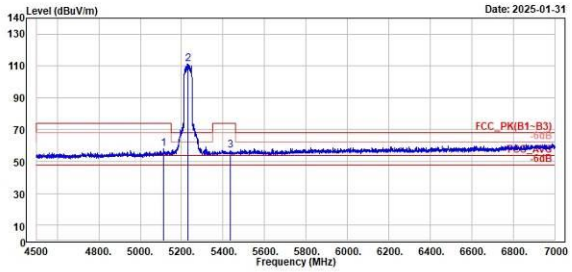

	Freq	Level	Read Level	Factor	Limit Line	Over Limit	APos	TPos	Remark	Pol/Phase	Note
	MHz	dBuV/m	dBuV	dB/m	dBuV/m	dB	cm	deg			
1	5113.50	58.05	14.86	43.19	74.00	-15.95	100	293	Peak	Horizontal	
2 *	5230.00	111.14	67.74	43.40	68.20	42.94	100	293	Peak	Horizontal	
3	5434.00	57.06	13.02	44.04	74.00	-16.94	100	293	Peak	Horizontal	

CH 46 (Vertical) Peak

TÜV Rheinland Taiwan Ltd.
No. 458-18, Sec 2, Fenliao., Linkou Dist., New Taipei City 244, Taiwan(R.O.C.)
Tel:+886-2172-1000 Fax:+886-2172-1322

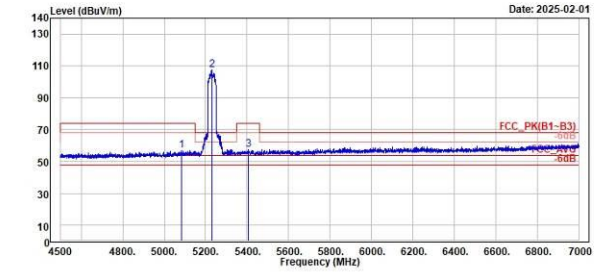

	Freq	Level	Read Level	Factor	Limit Line	Over Limit	APos	TPos	Remark	Pol/Phase	Note
	MHz	dBuV/m	dBuV	dB/m	dBuV/m	dB	cm	deg			
1	5085.50	56.92	13.72	43.20	74.00	-17.08	100	83	Peak	Vertical	
2 *	5230.00	107.54	64.14	43.40	68.20	39.34	100	83	Peak	Vertical	
3	5405.50	57.31	13.12	44.19	74.00	-16.69	100	83	Peak	Vertical	

802.11be EHT40

CH 46 (Horizontal) Average

TÜV Rheinland Taiwan Ltd.
No. 458-18, Sec 2, Fenliao., Linkou Dist., New Taipei City 244, Taiwan(R.O.C.)
Tel:+886-2172-1000 Fax:+886-2172-1322

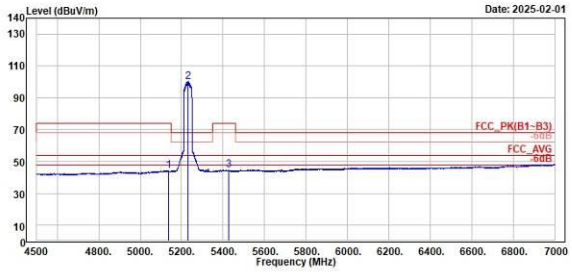

	Freq	Level	Read Level	Factor	Limit Line	Over Limit	APos	TPos	Remark	Pol/Phase	Note
	MHz	dBuV/m	dBuV	dB/m	dBuV/m	dB	cm	deg			
1	5136.50	44.43	1.22	43.21	54.00	-9.57	100	293	Average	Horizontal	
2 *	5230.00	99.94	56.54	43.40	54.00	45.94	100	293	Average	Horizontal	
3	5427.00	44.53	0.46	44.07	54.00	-9.47	100	293	Average	Horizontal	

CH 46 (Vertical) Average

TÜV Rheinland Taiwan Ltd.
No. 458-18, Sec 2, Fenliao., Linkou Dist., New Taipei City 244, Taiwan(R.O.C.)
Tel:+886-2172-1000 Fax:+886-2172-1322

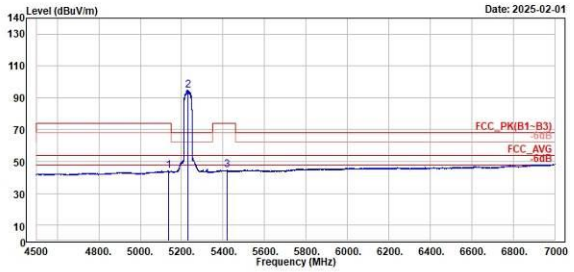

	Freq	Level	Read Level	Factor	Limit Line	Over Limit	APos	TPos	Remark	Pol/Phase	Note
	MHz	dBuV/m	dBuV	dB/m	dBuV/m	dB	cm	deg			
1	5135.00	43.99	0.78	43.21	54.00	-10.01	100	83	Average	Vertical	
2 *	5230.00	94.98	51.58	43.40	54.00	40.98	100	83	Average	Vertical	
3	5418.50	44.69	0.57	44.12	54.00	-9.31	100	83	Average	Vertical	

802.11be EHT80

CH 42 (Horizontal) Peak

TUV Rheinland Taiwan Ltd.
No. 458-18, Sec 2, Fenliao., Linkou Dist., New Taipei City 244, Taiwan(R.O.C.)
Tel:+886-2172-1000 Fax:+886-2172-1322

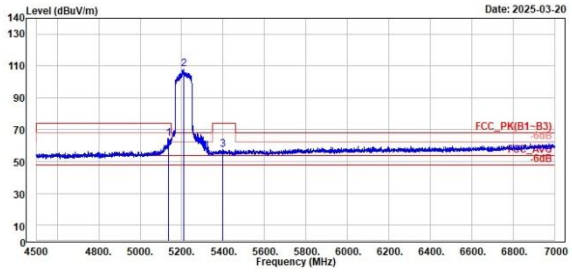

	Freq	Level	Read Level	Factor	Limit Line	Over Limit	APos	TPos	Remark	Pol/Phase	Note
	MHz	dBuV/m	dBuV	dB/m	dBuV/m	dB	cm	deg			
1	5135.00	64.53	21.32	43.21	74.00	-9.47	100	292	Peak	Horizontal	
2 *	5210.00	108.17	64.67	43.50	68.20	39.97	100	292	Peak	Horizontal	
3	5398.00	57.46	13.28	44.18	74.00	-16.54	100	292	Peak	Horizontal	

CH 42 (Vertical) Peak

TUV Rheinland Taiwan Ltd.
No. 458-18, Sec 2, Fenliao., Linkou Dist., New Taipei City 244, Taiwan(R.O.C.)
Tel:+886-2172-1000 Fax:+886-2172-1322

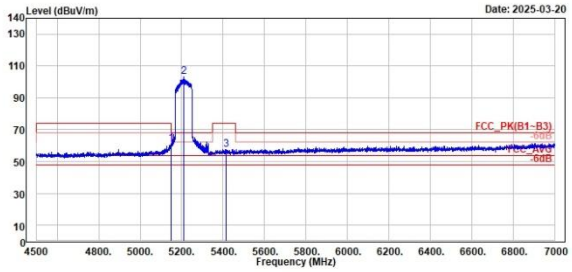

	Freq	Level	Read Level	Factor	Limit Line	Over Limit	APos	TPos	Remark	Pol/Phase	Note
	MHz	dBuV/m	dBuV	dB/m	dBuV/m	dB	cm	deg			
1	5147.50	61.25	18.03	43.22	74.00	-12.75	100	62	Peak	Vertical	
2 *	5210.00	103.16	59.66	43.50	68.20	34.96	100	62	Peak	Vertical	
3	5414.00	57.64	13.50	44.14	74.00	-16.36	100	62	Peak	Vertical	

802.11be EHT80

CH 42 (Horizontal) Average

TÜV Rheinland Taiwan Ltd.
No. 458-18, Sec 2, Fenliao., Linkou Dist., New Taipei City 244, Taiwan(R.O.C.)
Tel:+886-2172-1000 Fax:+886-2172-1322

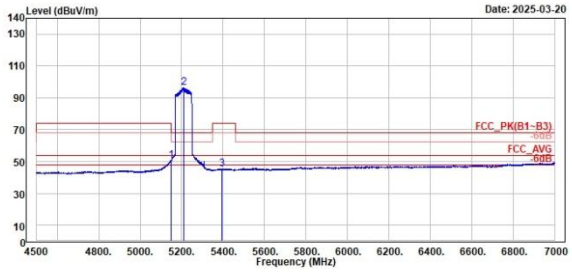

		Freq	Level	Read Level	Factor	Limit Line	Over Limit	APos	TPos	Remark	Pol/Phase	Note
		MHz	dBuV/m	dBuV	dB/m	dBuV/m	dB	cm	deg			
1	!	5149.00	50.78	7.56	43.22	54.00	-3.22	100	292	Average	Horizontal	
2	*	5210.00	96.20	52.70	43.50	54.00	42.20	100	292	Average	Horizontal	
3		5394.50	45.43	1.30	44.13	54.00	-8.57	100	292	Average	Horizontal	

CH 42 (Vertical) Average

TÜV Rheinland Taiwan Ltd.
No. 458-18, Sec 2, Fenliao., Linkou Dist., New Taipei City 244, Taiwan(R.O.C.)
Tel:+886-2172-1000 Fax:+886-2172-1322

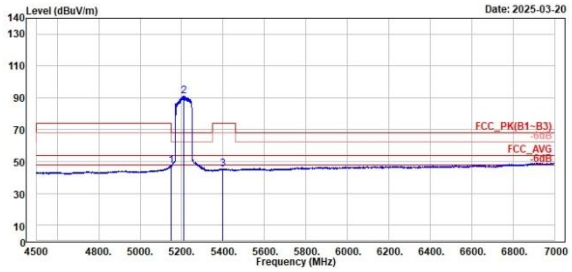

		Freq	Level	Read Level	Factor	Limit Line	Over Limit	APos	TPos	Remark	Pol/Phase	Note
		MHz	dBuV/m	dBuV	dB/m	dBuV/m	dB	cm	deg			
1		5150.00	47.30	4.08	43.22	54.00	-6.70	100	62	Average	Vertical	
2	*	5210.00	91.23	47.73	43.50	54.00	37.23	100	62	Average	Vertical	
3		5399.00	45.50	1.30	44.20	54.00	-8.50	100	62	Average	Vertical	

Band Edges, 5.35GHz

U-NII-2A

802.11a

CH 52 (Horizontal) Peak

TUV Rheinland Taiwan Ltd.
No. 458-18, Sec 2, Fenliao., Linkou Dist., New Taipei City 244, Taiwan(R.O.C.)
Tel:+886-2172-1000 Fax:+886-2172-1322

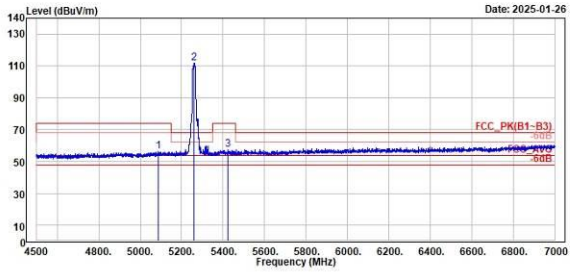

	Freq	Level	Read Level	Factor	Limit Line	Over Limit	APos	TPos	Remark	Pol/Phase	Note
	MHz	dBuV/m	dBuV	dB/m	dBuV/m	dB	cm	deg			
1	5087.00	56.44	13.24	43.20	74.00	-17.56	377	295	Peak	Horizontal	
2 *	5260.00	112.01	68.59	43.42	68.20	43.81	377	295	Peak	Horizontal	
3	5424.50	57.39	13.31	44.08	74.00	-16.61	377	295	Peak	Horizontal	

CH 52 (Vertical) Peak

TUV Rheinland Taiwan Ltd.
No. 458-18, Sec 2, Fenliao., Linkou Dist., New Taipei City 244, Taiwan(R.O.C.)
Tel:+886-2172-1000 Fax:+886-2172-1322

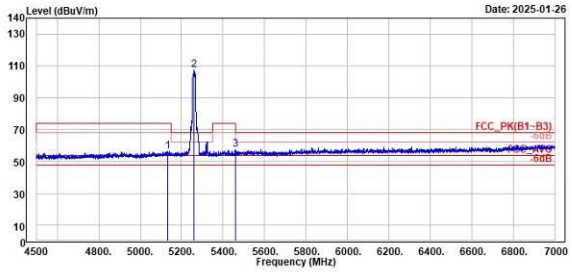

	Freq	Level	Read Level	Factor	Limit Line	Over Limit	APos	TPos	Remark	Pol/Phase	Note
	MHz	dBuV/m	dBuV	dB/m	dBuV/m	dB	cm	deg			
1	5132.00	56.51	13.31	43.20	74.00	-17.49	100	82	Peak	Vertical	
2 *	5260.00	107.27	63.85	43.42	68.20	39.07	100	82	Peak	Vertical	
3	5458.00	57.56	13.57	43.99	74.00	-16.44	100	82	Peak	Vertical	

802.11a

CH 52 (Horizontal) Average

TÜV Rheinland Taiwan Ltd.
No. 458-18, Sec 2, Fenliao., Linkou Dist., New Taipei City 244, Taiwan(R.O.C.)
Tel:+886-2172-1000 Fax:+886-2172-1322

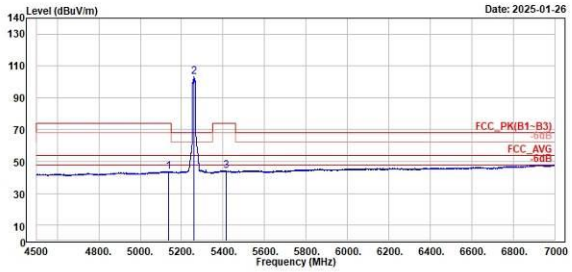

	Freq	Level	Read Level	Factor	Limit Line	Over Limit	APos	TPos	Remark	Pol/Phase	Note
	MHz	dBuV/m	dBuV	dB/m	dBuV/m	dB	cm	deg			
1	5136.00	43.88	0.67	43.21	54.00	-10.12	377	295	Average	Horizontal	
2 *	5260.00	103.10	59.68	43.42	54.00	49.10	377	295	Average	Horizontal	
3	5413.50	44.13	-0.01	44.14	54.00	-9.87	377	295	Average	Horizontal	

CH 52 (Vertical) Average

TÜV Rheinland Taiwan Ltd.
No. 458-18, Sec 2, Fenliao., Linkou Dist., New Taipei City 244, Taiwan(R.O.C.)
Tel:+886-2172-1000 Fax:+886-2172-1322

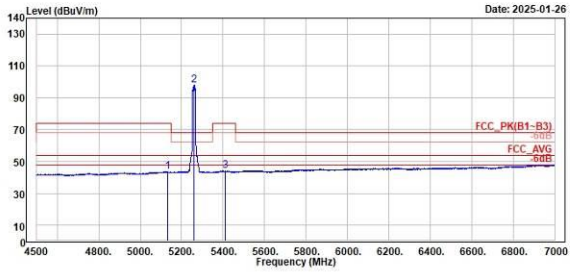

	Freq	Level	Read Level	Factor	Limit Line	Over Limit	APos	TPos	Remark	Pol/Phase	Note
	MHz	dBuV/m	dBuV	dB/m	dBuV/m	dB	cm	deg			
1	5133.00	43.61	0.41	43.20	54.00	-10.39	100	82	Average	Vertical	
2 *	5260.00	98.13	54.71	43.42	54.00	44.13	100	82	Average	Vertical	
3	5409.50	44.22	0.06	44.16	54.00	-9.78	100	82	Average	Vertical	

802.11a

CH 60 (Horizontal) Peak

TUV Rheinland Taiwan Ltd.
No. 458-18, Sec 2, Fenliao., Linkou Dist., New Taipei City 244, Taiwan(R.O.C.)
Tel:+886-2172-1000 Fax:+886-2172-1322

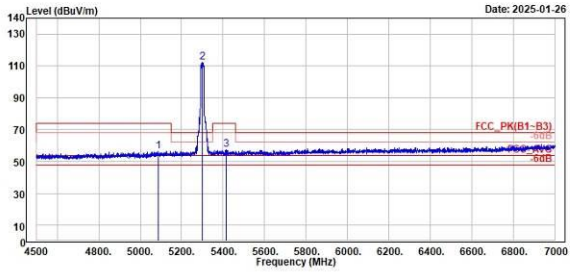

	Freq	Level	Read Level	Factor	Limit Line	Over Limit	APos	TPos	Remark	Pol/Phase	Note
	MHz	dBuV/m	dBuV	dB/m	dBuV/m	dB	cm	deg			
1	5089.00	56.62	13.43	43.19	74.00	-17.38	100	293	Peak	Horizontal	
2 *	5300.00	112.48	68.55	43.93	68.20	44.28	100	293	Peak	Horizontal	
3	5415.50	57.34	13.21	44.13	74.00	-16.66	100	293	Peak	Horizontal	

CH 60 (Vertical) Peak

TUV Rheinland Taiwan Ltd.
No. 458-18, Sec 2, Fenliao., Linkou Dist., New Taipei City 244, Taiwan(R.O.C.)
Tel:+886-2172-1000 Fax:+886-2172-1322

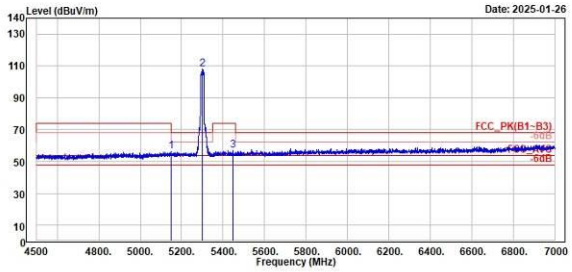

	Freq	Level	Read Level	Factor	Limit Line	Over Limit	APos	TPos	Remark	Pol/Phase	Note
	MHz	dBuV/m	dBuV	dB/m	dBuV/m	dB	cm	deg			
1	5150.00	56.41	13.19	43.22	74.00	-17.59	100	101	Peak	Vertical	
2 *	5300.00	107.87	63.94	43.93	68.20	39.67	100	101	Peak	Vertical	
3	5448.00	56.87	12.91	43.96	74.00	-17.13	100	101	Peak	Vertical	

802.11a

CH 60 (Horizontal) Average

TUV Rheinland Taiwan Ltd.
No. 458-18, Sec 2, Fenliao., Linkou Dist., New Taipei City 244, Taiwan(R.O.C.)
Tel:+886-2172-1000 Fax:+886-2172-1322

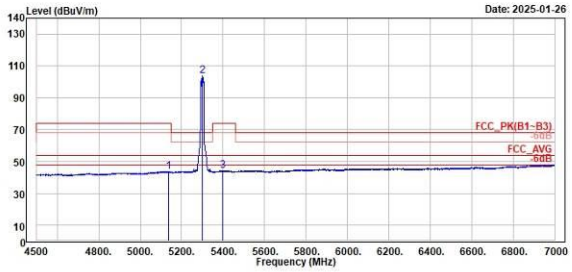

	Freq	Level	Read Level	Factor	Limit Line	Over Limit	APos	TPos	Remark	Pol/Phase	Note
	MHz	dBuV/m	dBuV	dB/m	dBuV/m	dB	cm	deg			
1	5136.50	43.68	0.47	43.21	54.00	-10.32	100	293	Average	Horizontal	
2 *	5300.00	103.62	59.69	43.93	54.00	49.62	100	293	Average	Horizontal	
3	5399.00	44.33	0.13	44.20	54.00	-9.67	100	293	Average	Horizontal	

CH 60 (Vertical) Average

TUV Rheinland Taiwan Ltd.
No. 458-18, Sec 2, Fenliao., Linkou Dist., New Taipei City 244, Taiwan(R.O.C.)
Tel:+886-2172-1000 Fax:+886-2172-1322

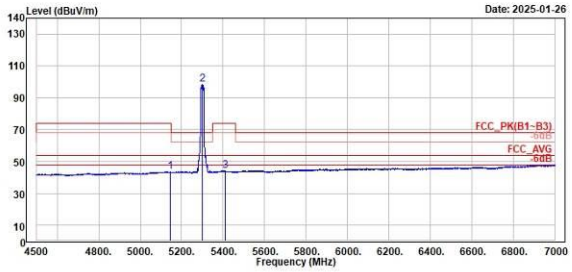

	Freq	Level	Read Level	Factor	Limit Line	Over Limit	APos	TPos	Remark	Pol/Phase	Note
	MHz	dBuV/m	dBuV	dB/m	dBuV/m	dB	cm	deg			
1	5147.00	43.60	0.39	43.21	54.00	-10.40	100	101	Average	Vertical	
2 *	5300.00	98.71	54.78	43.93	54.00	44.71	100	101	Average	Vertical	
3	5411.00	44.25	0.10	44.15	54.00	-9.75	100	101	Average	Vertical	

802.11a

CH 64 (Horizontal) Peak

TUV Rheinland Taiwan Ltd.
No. 458-18, Sec 2, Fenliao., Linkou Dist., New Taipei City 244, Taiwan(R.O.C.)
Tel:+886-2172-1000 Fax:+886-2172-1322

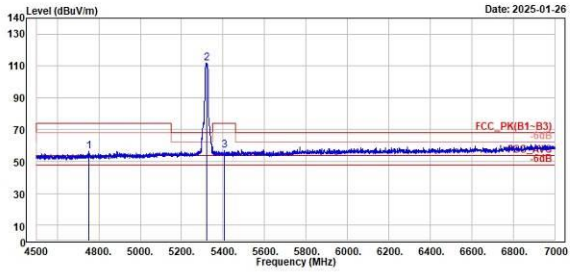

	Freq	Level	Read Level	Factor	Limit Line	Over Limit	APos	TPos	Remark	Pol/Phase	Note
	MHz	dBuV/m	dBuV	dB/m	dBuV/m	dB	cm	deg			
1	4751.00	56.30	13.23	43.07	74.00	-17.70	100	295	Peak	Horizontal	
2 *	5320.00	111.92	68.17	43.75	68.20	43.72	100	295	Peak	Horizontal	
3	5408.00	56.91	12.74	44.17	74.00	-17.09	100	295	Peak	Horizontal	

CH 64 (Vertical) Peak

TUV Rheinland Taiwan Ltd.
No. 458-18, Sec 2, Fenliao., Linkou Dist., New Taipei City 244, Taiwan(R.O.C.)
Tel:+886-2172-1000 Fax:+886-2172-1322

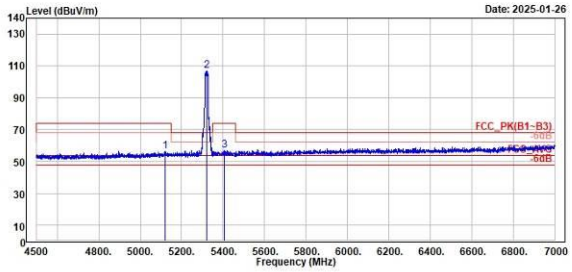

	Freq	Level	Read Level	Factor	Limit Line	Over Limit	APos	TPos	Remark	Pol/Phase	Note
	MHz	dBuV/m	dBuV	dB/m	dBuV/m	dB	cm	deg			
1	5119.50	56.61	13.42	43.19	74.00	-17.39	100	102	Peak	Vertical	
2 *	5320.00	107.04	63.29	43.75	68.20	38.84	100	102	Peak	Vertical	
3	5405.50	57.03	12.84	44.19	74.00	-16.97	100	102	Peak	Vertical	

802.11a

CH 64 (Horizontal) Average

TUV Rheinland Taiwan Ltd.
No. 458-18, Sec 2, Fenliao., Linkou Dist., New Taipei City 244, Taiwan(R.O.C.)
Tel:+886-2172-1000 Fax:+886-2172-1322

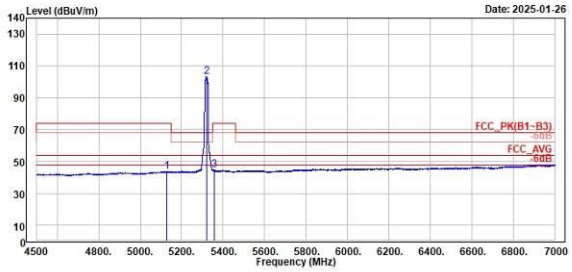

	Freq	Level	Read Level	Factor	Limit Line	Over Limit	APos	TPos	Remark	Pol/Phase	Note
	MHz	dBuV/m	dBuV	dB/m	dBuV/m	dB	cm	deg			
1	5130.00	43.71	0.51	43.20	54.00	-10.29	100	295	Average	Horizontal	
2 *	5320.00	103.29	59.54	43.75	54.00	49.29	100	295	Average	Horizontal	
3	5357.50	44.84	1.26	43.58	54.00	-9.16	100	295	Average	Horizontal	

CH 64 (Vertical) Average

TUV Rheinland Taiwan Ltd.
No. 458-18, Sec 2, Fenliao., Linkou Dist., New Taipei City 244, Taiwan(R.O.C.)
Tel:+886-2172-1000 Fax:+886-2172-1322

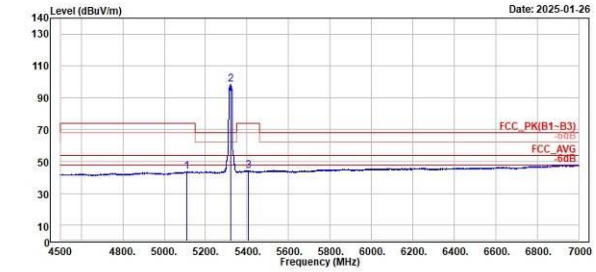

	Freq	Level	Read Level	Factor	Limit Line	Over Limit	APos	TPos	Remark	Pol/Phase	Note
	MHz	dBuV/m	dBuV	dB/m	dBuV/m	dB	cm	deg			
1	5109.50	43.56	0.37	43.19	54.00	-10.44	100	102	Average	Vertical	
2 *	5320.00	98.49	54.74	43.75	54.00	44.49	100	102	Average	Vertical	
3	5408.00	44.06	-0.11	44.17	54.00	-9.94	100	102	Average	Vertical	

802.11be EHT20

CH 52 (Horizontal) Peak

TUV Rheinland Taiwan Ltd.
No. 458-18, Sec 2, Fenliao., Linkou Dist., New Taipei City 244, Taiwan(R.O.C.)
Tel:+886-2172-1000 Fax:+886-2172-1322

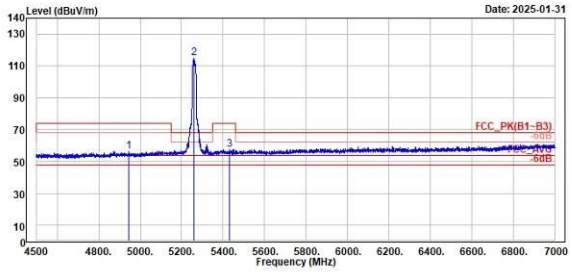

	Freq	Level	Read Level	Factor	Limit Line	Over Limit	APos	TPos	Remark	Pol/Phase	Note
	MHz	dBuV/m	dBuV	dB/m	dBuV/m	dB	cm	deg			
1	4945.50	56.34	13.20	43.14	74.00	-17.66	100	294	Peak	Horizontal	
2 *	5260.00	115.24	71.82	43.42	68.20	47.04	100	294	Peak	Horizontal	
3	5430.50	57.75	13.69	44.06	74.00	-16.25	100	294	Peak	Horizontal	

CH 52 (Vertical) Peak

TUV Rheinland Taiwan Ltd.
No. 458-18, Sec 2, Fenliao., Linkou Dist., New Taipei City 244, Taiwan(R.O.C.)
Tel:+886-2172-1000 Fax:+886-2172-1322

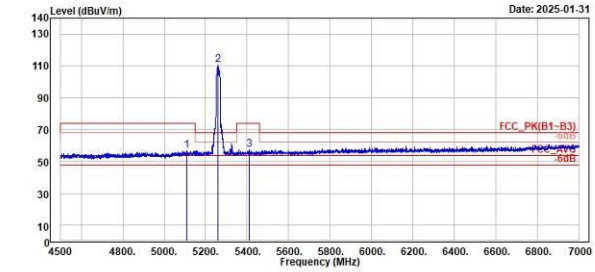

	Freq	Level	Read Level	Factor	Limit Line	Over Limit	APos	TPos	Remark	Pol/Phase	Note
	MHz	dBuV/m	dBuV	dB/m	dBuV/m	dB	cm	deg			
1	5108.50	56.90	13.72	43.18	74.00	-17.10	100	83	Peak	Vertical	
2 *	5260.00	110.87	67.45	43.42	68.20	42.67	100	83	Peak	Vertical	
3	5412.50	57.47	13.33	44.14	74.00	-16.53	100	83	Peak	Vertical	

802.11be EHT20

CH 52 (Horizontal) Average

TÜV Rheinland Taiwan Ltd.
No. 458-18, Sec 2, Fenliao, Linkou Dist., New Taipei City 244, Taiwan(R.O.C.)
Tel:+886-2172-1000 Fax:+886-2172-1322

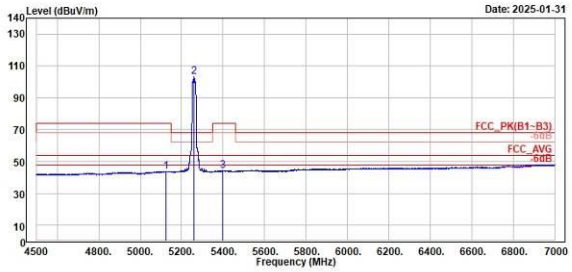

	Freq	Level	Read Level	Factor	Limit Line	Over Limit	APos	TPos	Remark	Pol/Phase	Note
	MHz	dBuV/m	dBuV	dB/m	dBuV/m	dB	cm	deg			
1	5125.00	43.87	0.67	43.20	54.00	-10.13	100	294	Average	Horizontal	
2 *	5260.00	103.01	59.59	43.42	54.00	49.01	100	294	Average	Horizontal	
3	5398.50	44.42	0.23	44.19	54.00	-9.58	100	294	Average	Horizontal	

CH 52 (Vertical) Average

TÜV Rheinland Taiwan Ltd.
No. 458-18, Sec 2, Fenliao, Linkou Dist., New Taipei City 244, Taiwan(R.O.C.)
Tel:+886-2172-1000 Fax:+886-2172-1322

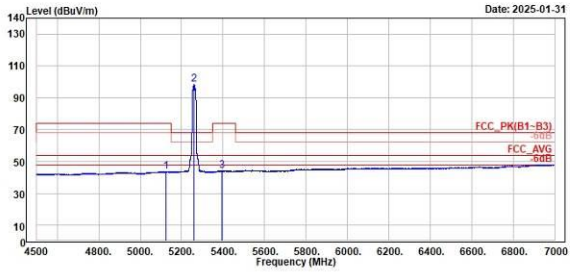

	Freq	Level	Read Level	Factor	Limit Line	Over Limit	APos	TPos	Remark	Pol/Phase	Note
	MHz	dBuV/m	dBuV	dB/m	dBuV/m	dB	cm	deg			
1	5126.00	43.89	0.69	43.20	54.00	-10.11	100	83	Average	Vertical	
2 *	5260.00	98.42	55.00	43.42	54.00	44.42	100	83	Average	Vertical	
3	5392.50	44.33	0.22	44.11	54.00	-9.67	100	83	Average	Vertical	

802.11be EHT20

CH 60 (Horizontal) Peak

TUV Rheinland Taiwan Ltd.
No. 458-18, Sec 2, Fenliao., Linkou Dist., New Taipei City 244, Taiwan(R.O.C.)
Tel:+886-2172-1000 Fax:+886-2172-1322

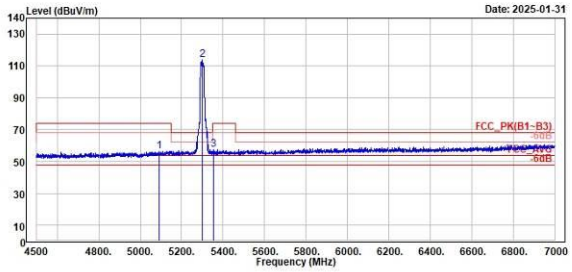

	Freq	Level	Read Level	Factor	Limit Line	Over Limit	APos	TPos	Remark	Pol/Phase	Note
	MHz	dBuV/m	dBuV	dB/m	dBuV/m	dB	cm	deg			
1	5091.00	56.64	13.45	43.19	74.00	-17.36	100	294	Peak	Horizontal	
2 *	5300.00	113.92	69.99	43.93	68.20	45.72	100	294	Peak	Horizontal	
3	5352.00	57.74	14.24	43.50	74.00	-16.26	100	294	Peak	Horizontal	

CH 60 (Vertical) Peak

TUV Rheinland Taiwan Ltd.
No. 458-18, Sec 2, Fenliao., Linkou Dist., New Taipei City 244, Taiwan(R.O.C.)
Tel:+886-2172-1000 Fax:+886-2172-1322

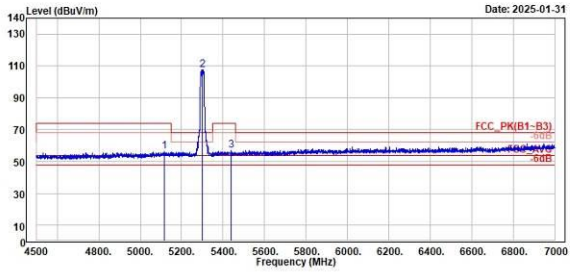

	Freq	Level	Read Level	Factor	Limit Line	Over Limit	APos	TPos	Remark	Pol/Phase	Note
	MHz	dBuV/m	dBuV	dB/m	dBuV/m	dB	cm	deg			
1	5117.50	56.47	13.28	43.19	74.00	-17.53	100	84	Peak	Vertical	
2 *	5300.00	107.70	63.77	43.93	68.20	39.50	100	84	Peak	Vertical	
3	5439.00	56.94	12.93	44.01	74.00	-17.06	100	84	Peak	Vertical	

802.11be EHT20

CH 60 (Horizontal) Average

TÜV Rheinland Taiwan Ltd.
No. 458-18, Sec 2, Fenliao., Linkou Dist., New Taipei City 244, Taiwan(R.O.C.)
Tel:+886-2172-1000 Fax:+886-2172-1322

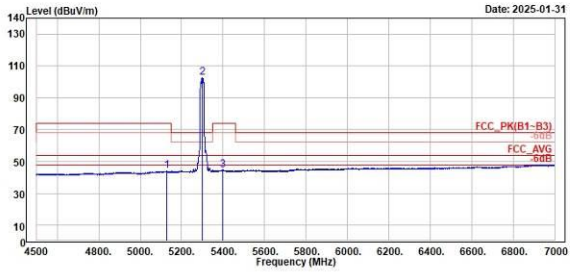

	Freq	Level	Read Level	Factor	Limit Line	Over Limit	APos	TPos	Remark	Pol/Phase	Note
	MHz	dBuV/m	dBuV	dB/m	dBuV/m	dB	cm	deg			
1	5127.00	43.93	0.73	43.20	54.00	-10.07	100	294	Average	Horizontal	
2 *	5300.00	102.62	58.69	43.93	54.00	48.62	100	294	Average	Horizontal	
3	5398.00	44.77	0.59	44.18	54.00	-9.23	100	294	Average	Horizontal	

CH 60 (Vertical) Average

TÜV Rheinland Taiwan Ltd.
No. 458-18, Sec 2, Fenliao., Linkou Dist., New Taipei City 244, Taiwan(R.O.C.)
Tel:+886-2172-1000 Fax:+886-2172-1322

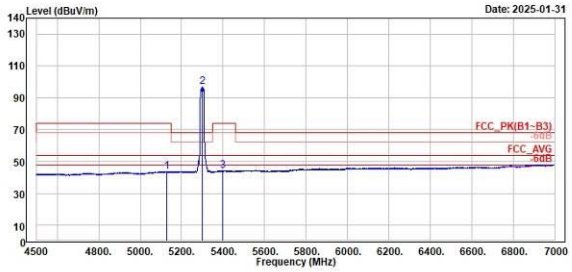

	Freq	Level	Read Level	Factor	Limit Line	Over Limit	APos	TPos	Remark	Pol/Phase	Note
	MHz	dBuV/m	dBuV	dB/m	dBuV/m	dB	cm	deg			
1	5130.00	43.81	0.61	43.20	54.00	-10.19	100	84	Average	Vertical	
2 *	5300.00	97.11	53.18	43.93	54.00	43.11	100	84	Average	Vertical	
3	5400.00	44.37	0.16	44.21	54.00	-9.63	100	84	Average	Vertical	

802.11be EHT20

CH 64 (Horizontal) Peak

TÜV Rheinland Taiwan Ltd.
No. 458-18, Sec 2, Fenliao., Linkou Dist., New Taipei City 244, Taiwan(R.O.C.)
Tel:+886-2172-1000 Fax:+886-2172-1322

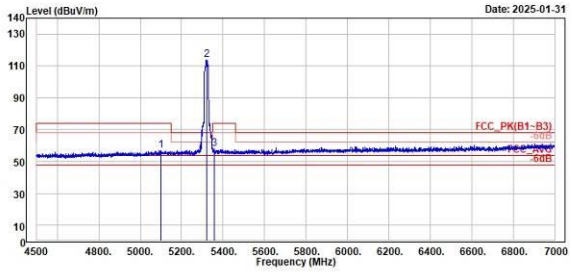

	Freq	Level	Read Level	Factor	Limit Line	Over Limit	APos	TPos	Remark	Pol/Phase	Note
	MHz	dBuV/m	dBuV	dB/m	dBuV/m	dB	cm	deg			
1	5101.00	56.88	13.70	43.18	74.00	-17.12	100	294	Peak	Horizontal	
2 *	5320.00	113.66	69.91	43.75	68.20	45.46	100	294	Peak	Horizontal	
3	5358.50	57.81	14.21	43.60	74.00	-16.19	100	294	Peak	Horizontal	

CH 64 (Vertical) Peak

TÜV Rheinland Taiwan Ltd.
No. 458-18, Sec 2, Fenliao., Linkou Dist., New Taipei City 244, Taiwan(R.O.C.)
Tel:+886-2172-1000 Fax:+886-2172-1322

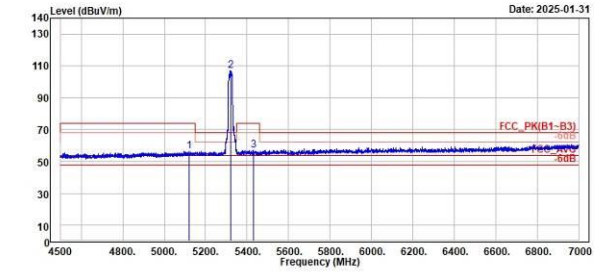

	Freq	Level	Read Level	Factor	Limit Line	Over Limit	APos	TPos	Remark	Pol/Phase	Note
	MHz	dBuV/m	dBuV	dB/m	dBuV/m	dB	cm	deg			
1	5121.00	56.65	13.46	43.19	74.00	-17.35	100	74	Peak	Vertical	
2 *	5320.00	107.23	63.48	43.75	68.20	39.03	100	74	Peak	Vertical	
3	5431.00	57.05	13.00	44.05	74.00	-16.95	100	74	Peak	Vertical	

802.11be EHT20

CH 64 (Horizontal) Average

TÜVRheinland

TUV Rheinland Taiwan Ltd.
No. 458-18, Sec 2, Fenliao., Linkou Dist., New Taipei City 244, Taiwan(R.O.C.)
Tel:+886-2172-1000 Fax:+886-2172-1322

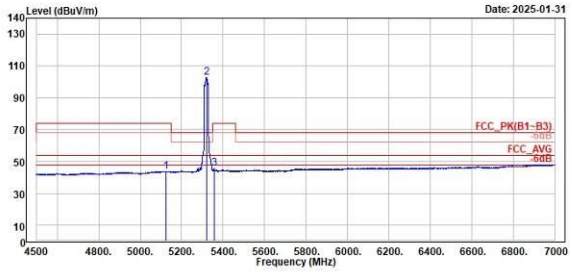

	Freq	Level	Read Level	Factor	Limit Line	Over Limit	APos	TPos	Remark	Pol/Phase	Note
	MHz	dBuV/m	dBuV	dB/m	dBuV/m	dB	cm	deg			
1	5123.00	43.84	0.64	43.20	54.00	-10.16	100	294	Average	Horizontal	
2 *	5320.00	102.77	59.02	43.75	54.00	48.77	100	294	Average	Horizontal	
3	5358.00	45.57	1.98	43.59	54.00	-8.43	100	294	Average	Horizontal	

CH 64 (Vertical) Average

TÜVRheinland

TUV Rheinland Taiwan Ltd.
No. 458-18, Sec 2, Fenliao., Linkou Dist., New Taipei City 244, Taiwan(R.O.C.)
Tel:+886-2172-1000 Fax:+886-2172-1322

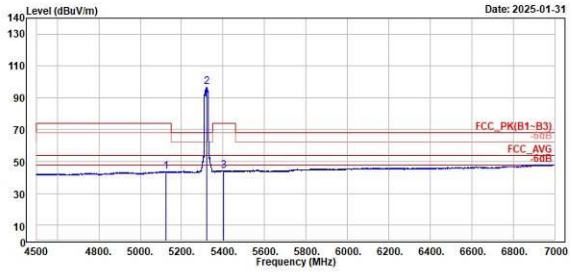

	Freq	Level	Read Level	Factor	Limit Line	Over Limit	APos	TPos	Remark	Pol/Phase	Note
	MHz	dBuV/m	dBuV	dB/m	dBuV/m	dB	cm	deg			
1	5123.00	43.89	0.69	43.20	54.00	-10.11	100	74	Average	Vertical	
2 *	5320.00	96.90	53.15	43.75	54.00	42.90	100	74	Average	Vertical	
3	5402.50	44.38	0.18	44.20	54.00	-9.62	100	74	Average	Vertical	

802.11be EHT40

CH 54 (Horizontal) Peak

TUV Rheinland Taiwan Ltd.
No. 458-18, Sec 2, Fenliao., Linkou Dist., New Taipei City 244, Taiwan(R.O.C.)
Tel:+886-2172-1000 Fax:+886-2172-1322

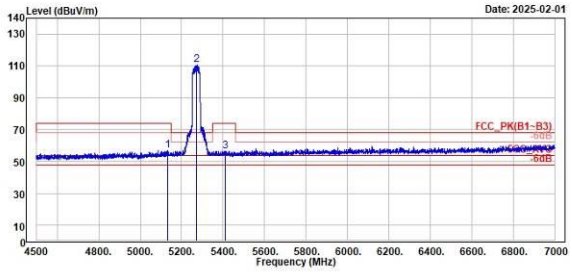

	Freq	Level	Read Level	Factor	Limit Line	Over Limit	APos	TPos	Remark	Pol/Phase	Note
	MHz	dBuV/m	dBuV	dB/m	dBuV/m	dB	cm	deg			
1	5131.00	56.84	13.64	43.20	74.00	-17.16	100	293	Peak	Horizontal	
2 *	5270.00	110.71	67.16	43.55	68.20	42.51	100	293	Peak	Horizontal	
3	5409.00	56.56	12.39	44.17	74.00	-17.44	100	293	Peak	Horizontal	

CH 54 (Vertical) Peak

TUV Rheinland Taiwan Ltd.
No. 458-18, Sec 2, Fenliao., Linkou Dist., New Taipei City 244, Taiwan(R.O.C.)
Tel:+886-2172-1000 Fax:+886-2172-1322

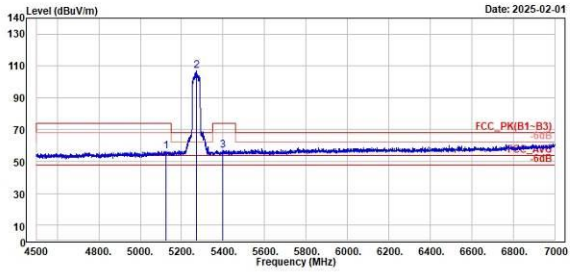

	Freq	Level	Read Level	Factor	Limit Line	Over Limit	APos	TPos	Remark	Pol/Phase	Note
	MHz	dBuV/m	dBuV	dB/m	dBuV/m	dB	cm	deg			
1	5124.00	56.50	13.30	43.20	74.00	-17.50	100	84	Peak	Vertical	
2 *	5270.00	107.18	63.63	43.55	68.20	38.98	100	84	Peak	Vertical	
3	5397.00	57.11	12.94	44.17	74.00	-16.89	100	84	Peak	Vertical	

802.11be EHT40

CH 54 (Horizontal) Average

TÜV Rheinland Taiwan Ltd.
No. 458-18, Sec 2, Fenliao., Linkou Dist., New Taipei City 244, Taiwan(R.O.C.)
Tel:+886-2172-1000 Fax:+886-2172-1322

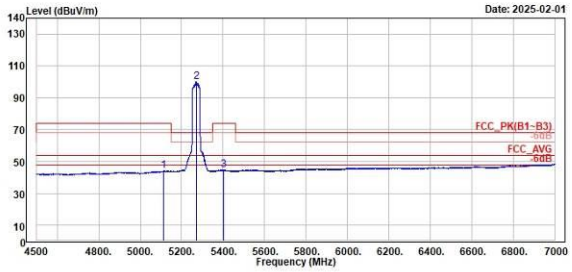

	Freq	Level	Read Level	Factor	Limit Line	Over Limit	APos	TPos	Remark	Pol/Phase	Note
	MHz	dBuV/m	dBuV	dB/m	dBuV/m	dB	cm	deg			
1	5114.00	44.07	0.88	43.19	54.00	-9.93	100	293	Average	Horizontal	
2 *	5270.00	100.07	56.52	43.55	54.00	46.07	100	293	Average	Horizontal	
3	5402.50	44.66	0.46	44.20	54.00	-9.34	100	293	Average	Horizontal	

CH 54 (Vertical) Average

TÜV Rheinland Taiwan Ltd.
No. 458-18, Sec 2, Fenliao., Linkou Dist., New Taipei City 244, Taiwan(R.O.C.)
Tel:+886-2172-1000 Fax:+886-2172-1322

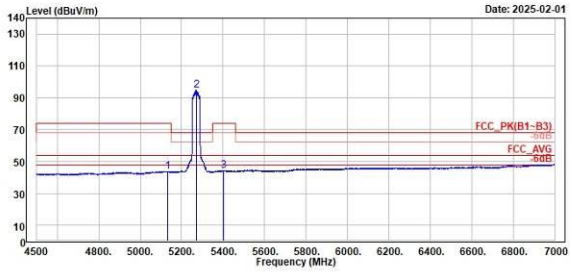

	Freq	Level	Read Level	Factor	Limit Line	Over Limit	APos	TPos	Remark	Pol/Phase	Note
	MHz	dBuV/m	dBuV	dB/m	dBuV/m	dB	cm	deg			
1	5131.00	43.91	0.71	43.20	54.00	-10.09	100	84	Average	Vertical	
2 *	5270.00	94.71	51.16	43.55	54.00	40.71	100	84	Average	Vertical	
3	5404.00	44.44	0.24	44.20	54.00	-9.56	100	84	Average	Vertical	

802.11be EHT40

CH 62 (Horizontal) Peak

TUV Rheinland Taiwan Ltd.
No. 458-18, Sec 2, Fenliao., Linkou Dist., New Taipei City 244, Taiwan(R.O.C.)
Tel:+886-2172-1000 Fax:+886-2172-1322

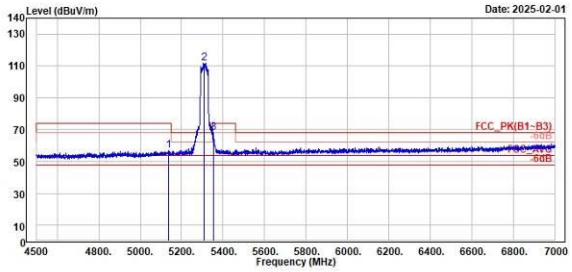

	Freq	Level	Read Level	Factor	Limit Line	Over Limit	APos	TPos	Remark	Pol/Phase	Note
	MHz	dBuV/m	dBuV	dB/m	dBuV/m	dB	cm	deg			
1	5135.00	57.09	13.88	43.21	74.00	-16.91	100	300	Peak	Horizontal	
2 *	5310.00	112.01	68.17	43.84	68.20	43.81	100	300	Peak	Horizontal	
3	5352.50	67.91	24.41	43.50	74.00	-6.09	100	300	Peak	Horizontal	

CH 62 (Vertical) Peak

TUV Rheinland Taiwan Ltd.
No. 458-18, Sec 2, Fenliao., Linkou Dist., New Taipei City 244, Taiwan(R.O.C.)
Tel:+886-2172-1000 Fax:+886-2172-1322

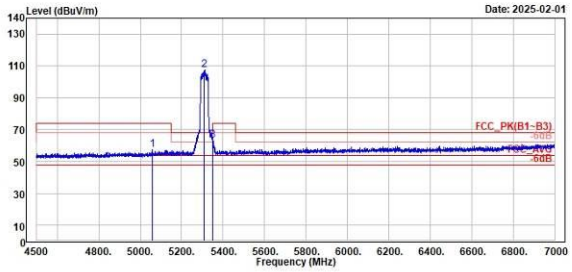

	Freq	Level	Read Level	Factor	Limit Line	Over Limit	APos	TPos	Remark	Pol/Phase	Note
	MHz	dBuV/m	dBuV	dB/m	dBuV/m	dB	cm	deg			
1	5059.00	57.42	14.19	43.23	74.00	-16.58	100	99	Peak	Vertical	
2 *	5310.00	107.53	63.69	43.84	68.20	39.33	100	99	Peak	Vertical	
3	5351.00	63.26	19.78	43.48	74.00	-10.74	100	99	Peak	Vertical	

802.11be EHT40

CH 62 (Horizontal) Average

TÜV Rheinland Taiwan Ltd.
No. 458-18, Sec 2, Fenliao., Linkou Dist., New Taipei City 244, Taiwan(R.O.C.)
Tel:+886-2172-1000 Fax:+886-2172-1322

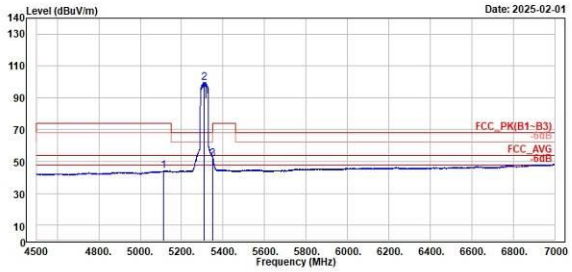

	Freq	Level	Read Level	Factor	Limit Line	Over Limit	APos	TPos	Remark	Pol/Phase	Note
	MHz	dBuV/m	dBuV	dB/m	dBuV/m	dB	cm	deg			
1	5111.00	44.07	0.88	43.19	54.00	-9.93	100	300	Average	Horizontal	
2 *	5310.00	99.78	55.94	43.84	54.00	45.78	100	300	Average	Horizontal	
3 !	5350.00	51.44	7.97	43.47	54.00	-2.56	100	300	Average	Horizontal	

CH 62 (Vertical) Average

TÜV Rheinland Taiwan Ltd.
No. 458-18, Sec 2, Fenliao., Linkou Dist., New Taipei City 244, Taiwan(R.O.C.)
Tel:+886-2172-1000 Fax:+886-2172-1322

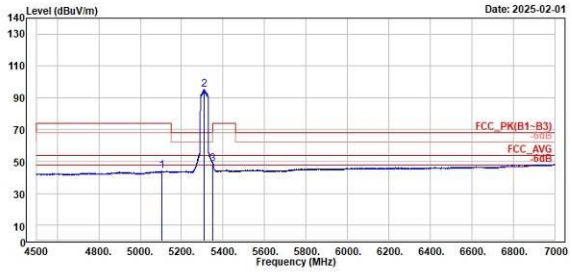

	Freq	Level	Read Level	Factor	Limit Line	Over Limit	APos	TPos	Remark	Pol/Phase	Note
	MHz	dBuV/m	dBuV	dB/m	dBuV/m	dB	cm	deg			
1	5105.00	43.94	0.76	43.18	54.00	-10.06	100	99	Average	Vertical	
2 *	5310.00	95.47	51.63	43.84	54.00	41.47	100	99	Average	Vertical	
3 !	5351.00	48.43	4.95	43.48	54.00	-5.57	100	99	Average	Vertical	

802.11be EHT80

CH 58 (Horizontal) Peak

TUV Rheinland Taiwan Ltd.
No. 458-18, Sec 2, Fenliao., Linkou Dist., New Taipei City 244, Taiwan(R.O.C.)
Tel:+886-2172-1000 Fax:+886-2172-1322

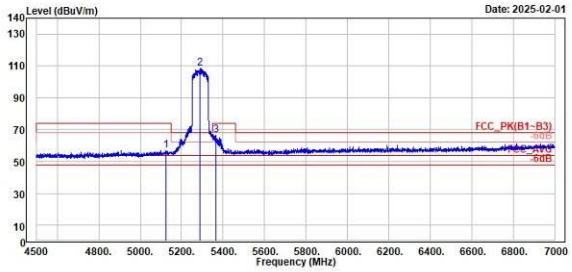

	Freq	Level	Read Level	Factor	Limit Line	Over Limit	APos	TPos	Remark	Pol/Phase	Note
	MHz	dBuV/m	dBuV	dB/m	dBuV/m	dB	cm	deg			
1	5124.50	57.08	13.88	43.20	74.00	-16.92	104	297	Peak	Horizontal	
2 *	5290.00	108.75	64.94	43.81	68.20	40.55	104	297	Peak	Horizontal	
3	5364.00	66.53	22.85	43.68	74.00	-7.47	104	297	Peak	Horizontal	

CH 58 (Vertical) Peak

TUV Rheinland Taiwan Ltd.
No. 458-18, Sec 2, Fenliao., Linkou Dist., New Taipei City 244, Taiwan(R.O.C.)
Tel:+886-2172-1000 Fax:+886-2172-1322

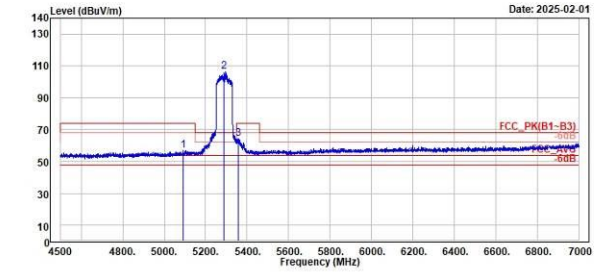

	Freq	Level	Read Level	Factor	Limit Line	Over Limit	APos	TPos	Remark	Pol/Phase	Note
	MHz	dBuV/m	dBuV	dB/m	dBuV/m	dB	cm	deg			
1	5092.50	56.96	13.77	43.19	74.00	-17.04	100	67	Peak	Vertical	
2 *	5290.00	106.26	62.45	43.81	68.20	38.06	100	67	Peak	Vertical	
3	5358.00	64.19	20.60	43.59	74.00	-9.81	100	67	Peak	Vertical	

802.11be EHT80

CH 58 (Horizontal) Average

TÜV Rheinland Taiwan Ltd.
No. 458-18, Sec 2, Fenliao., Linkou Dist., New Taipei City 244, Taiwan(R.O.C.)
Tel:+886-2172-1000 Fax:+886-2172-1322

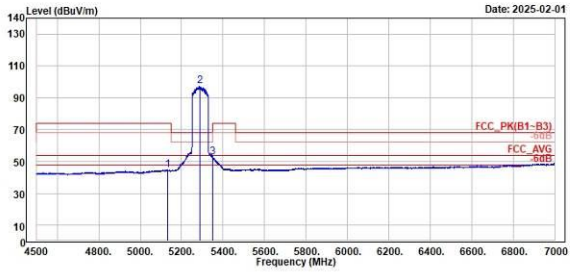

	Freq	Level	Read Level	Factor	Limit Line	Over Limit	APos	TPos	Remark	Pol/Phase	Note
	MHz	dBuV/m	dBuV	dB/m	dBuV/m	dB	cm	deg			
1	5132.50	44.49	1.29	43.20	54.00	-9.51	104	297	Average	Horizontal	
2 *	5290.00	97.41	53.60	43.81	54.00	43.41	104	297	Average	Horizontal	
3 !	5350.50	52.59	9.11	43.48	54.00	-1.41	104	297	Average	Horizontal	

CH 58 (Vertical) Average

TÜV Rheinland Taiwan Ltd.
No. 458-18, Sec 2, Fenliao., Linkou Dist., New Taipei City 244, Taiwan(R.O.C.)
Tel:+886-2172-1000 Fax:+886-2172-1322

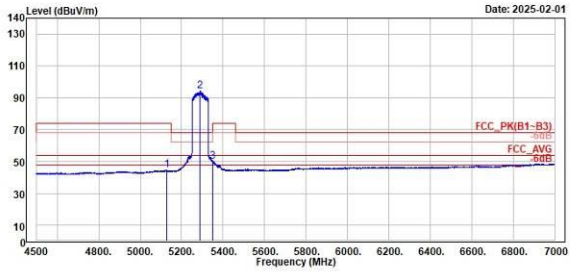

	Freq	Level	Read Level	Factor	Limit Line	Over Limit	APos	TPos	Remark	Pol/Phase	Note
	MHz	dBuV/m	dBuV	dB/m	dBuV/m	dB	cm	deg			
1	5129.50	44.48	1.28	43.20	54.00	-9.52	100	67	Average	Vertical	
2 *	5290.00	94.21	50.40	43.81	54.00	40.21	100	67	Average	Vertical	
3 !	5351.00	50.10	6.62	43.48	54.00	-3.90	100	67	Average	Vertical	

802.11be EHT160

CH 50 (Horizontal) Peak

TUV Rheinland Taiwan Ltd.
No. 458-18, Sec 2, Fenliao., Linkou Dist., New Taipei City 244, Taiwan(R.O.C.)
Tel:+886-2172-1000 Fax:+886-2172-1322

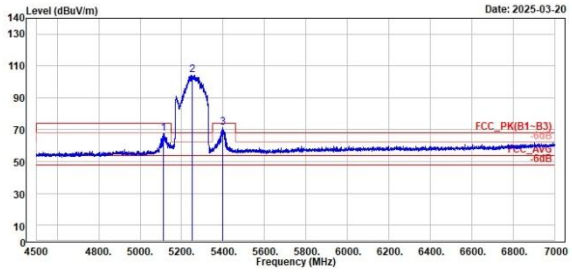

		Freq	Level	Read Level	Factor	Limit Line	Over Limit	APos	TPos	Remark	Pol/Phase	Note
		MHz	dBuV/m	dBuV	dB/m	dBuV/m	dB	cm	deg			
1		5113.50	67.44	24.25	43.19	74.00	-6.56	378	292	Peak	Horizontal	
2	*	5250.00	104.50	61.21	43.29	68.20	36.30	378	292	Peak	Horizontal	
3	!	5400.00	71.11	26.90	44.21	74.00	-2.89	378	292	Peak	Horizontal	

CH 50 (Vertical) Peak

TUV Rheinland Taiwan Ltd.
No. 458-18, Sec 2, Fenliao., Linkou Dist., New Taipei City 244, Taiwan(R.O.C.)
Tel:+886-2172-1000 Fax:+886-2172-1322

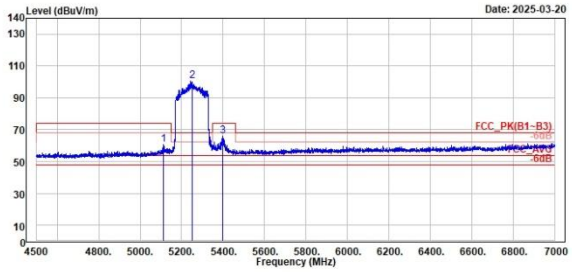

		Freq	Level	Read Level	Factor	Limit Line	Over Limit	APos	TPos	Remark	Pol/Phase	Note
		MHz	dBuV/m	dBuV	dB/m	dBuV/m	dB	cm	deg			
1		5113.00	60.79	17.60	43.19	74.00	-13.21	100	69	Peak	Vertical	
2	*	5250.00	100.38	57.09	43.29	68.20	32.18	100	69	Peak	Vertical	
3		5400.00	66.00	21.79	44.21	74.00	-8.00	100	69	Peak	Vertical	

802.11be EHT160

CH 50 (Horizontal) Average

TÜV Rheinland Taiwan Ltd.
No. 458-18, Sec 2, Fenliao., Linkou Dist., New Taipei City 244, Taiwan(R.O.C.)
Tel:+886-2172-1000 Fax:+886-2172-1322

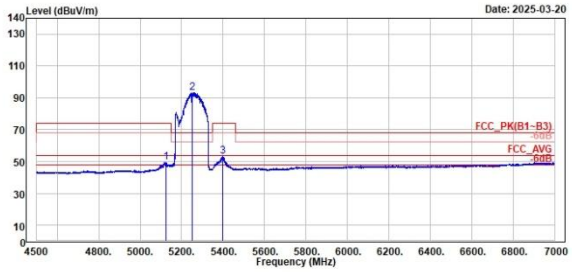

		Freq	Level	Read Level	Factor	Limit Line	Over Limit	APos	TPos	Remark	Pol/Phase	Note
		MHz	dBuV/m	dBuV	dB/m	dBuV/m	dB	cm	deg			
1	!	5123.50	49.67	6.47	43.20	54.00	-4.33	378	292	Average	Horizontal	
2	*	5250.00	93.12	49.83	43.29	54.00	39.12	378	292	Average	Horizontal	
3	!	5397.00	53.26	9.09	44.17	54.00	-0.74	378	292	Average	Horizontal	

CH 50 (Vertical) Average

TÜV Rheinland Taiwan Ltd.
No. 458-18, Sec 2, Fenliao., Linkou Dist., New Taipei City 244, Taiwan(R.O.C.)
Tel:+886-2172-1000 Fax:+886-2172-1322

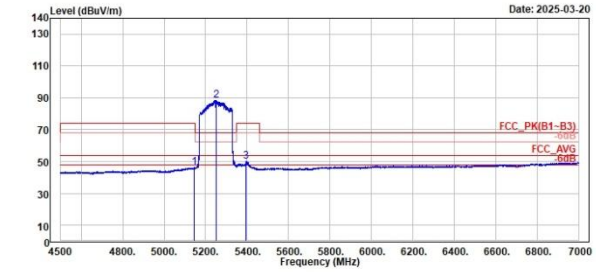

		Freq	Level	Read Level	Factor	Limit Line	Over Limit	APos	TPos	Remark	Pol/Phase	Note
		MHz	dBuV/m	dBuV	dB/m	dBuV/m	dB	cm	deg			
1		5143.50	46.20	2.99	43.21	54.00	-7.80	100	69	Average	Vertical	
2	*	5250.00	88.36	45.07	43.29	54.00	34.36	100	69	Average	Vertical	
3	!	5396.00	49.84	5.69	44.15	54.00	-4.16	100	69	Average	Vertical	

Band Edges, 5.3GHz ~ 5.47GHz, 5.725GHz

U-NII-2C

802.11a

CH 100 (Horizontal) Peak

TUV Rheinland Taiwan Ltd.
No. 458-18, Sec 2, Fenliao., Linkou Dist., New Taipei City 244, Taiwan(R.O.C.)
Tel:+886-2172-1000 Fax:+886-2172-1322

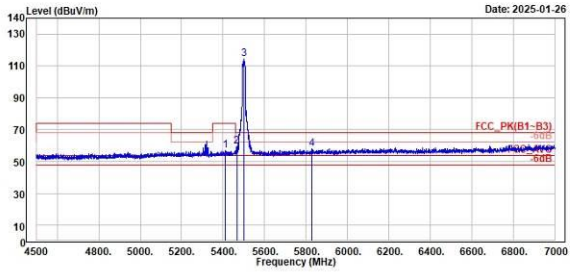

	Freq	Level	Read Level	Factor	Limit Line	Over Limit	APos	TPos	Remark	Pol/Phase	Note
	MHz	dBuV/m	dBuV	dB/m	dBuV/m	dB	cm	deg			
1	5411.50	57.03	12.88	44.15	74.00	-16.97	106	295	Peak	Horizontal	
2	5466.00	59.42	15.40	44.02	68.20	-8.78	106	295	Peak	Horizontal	
3 *	5500.00	114.34	70.15	44.19	68.20	46.14	106	295	Peak	Horizontal	
4	5826.00	57.88	13.44	44.44	68.20	-10.32	106	295	Peak	Horizontal	

CH 100 (Vertical) Peak

TUV Rheinland Taiwan Ltd.
No. 458-18, Sec 2, Fenliao., Linkou Dist., New Taipei City 244, Taiwan(R.O.C.)
Tel:+886-2172-1000 Fax:+886-2172-1322

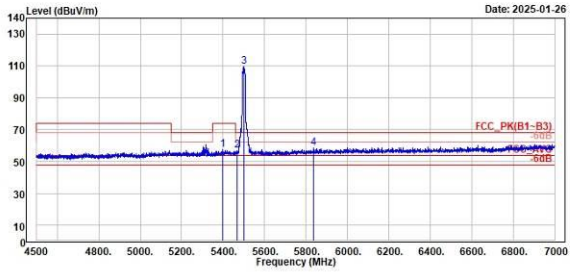

	Freq	Level	Read Level	Factor	Limit Line	Over Limit	APos	TPos	Remark	Pol/Phase	Note
	MHz	dBuV/m	dBuV	dB/m	dBuV/m	dB	cm	deg			
1	5397.50	57.38	13.20	44.18	74.00	-16.62	100	82	Peak	Vertical	
2	5468.50	56.82	12.78	44.04	68.20	-11.38	100	82	Peak	Vertical	
3 *	5500.00	109.50	65.31	44.19	68.20	41.30	100	82	Peak	Vertical	
4	5837.50	58.57	14.12	44.45	68.20	-9.63	100	82	Peak	Vertical	

802.11a

CH 100 (Horizontal) Average

TUV Rheinland Taiwan Ltd.
No. 458-18, Sec 2, Fenliao., Linkou Dist., New Taipei City 244, Taiwan(R.O.C.)
Tel:+886-2172-1000 Fax:+886-2172-1322

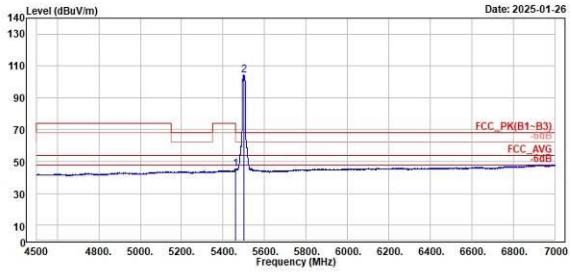

	Freq	Level	Read Level	Factor	Limit Line	Over Limit	APos	TPos	Remark	Pol/Phase	Note
	MHz	dBuV/m	dBuV	dB/m	dBuV/m	dB	cm	deg			
1	5458.50	45.41	1.42	43.99	54.00	-8.59	106	295	Average	Horizontal	
2 *	5500.00	104.57	60.38	44.19	54.00	50.57	106	295	Average	Horizontal	

CH 100 (Vertical) Average

TUV Rheinland Taiwan Ltd.
No. 458-18, Sec 2, Fenliao., Linkou Dist., New Taipei City 244, Taiwan(R.O.C.)
Tel:+886-2172-1000 Fax:+886-2172-1322

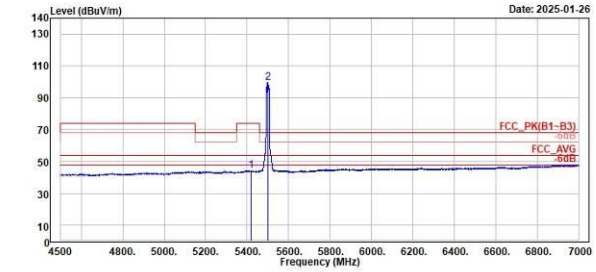

	Freq	Level	Read Level	Factor	Limit Line	Over Limit	APos	TPos	Remark	Pol/Phase	Note
	MHz	dBuV/m	dBuV	dB/m	dBuV/m	dB	cm	deg			
1	5418.00	44.35	0.23	44.12	54.00	-9.65	100	82	Average	Vertical	
2 *	5500.00	99.66	55.47	44.19	54.00	45.66	100	82	Average	Vertical	