INTERNAL PHOTOGRAPHS

This document contains 30 photographs

Photograph No.1
Repeater internal view

Photograph No.2
Internal close view



Photograph No.3
Internal close view (PA-800 MHz module)



Photograph No.4
Internal close view, RF boards

Photograph No.5
Internal close view



Photograph No.6
Main PCB (CCD module) front view

Photograph No.7
Main PCB (CCD module) second side view



Photograph No.8
RF boards

Photograph No.9
RF boards second side

Photograph No.10
RF PCB (ADEM module) front view

Photograph No.11
ADEM module second side



Photograph No.12
RF PCB (ADEM module) second side

Photograph No.13
ADEM module second side close view

Photograph No.14
RF PCB (ADEM module) with shields removed

Photograph No.15
RF PCB (ADEM module) close view

Photograph No.16
Shielding compartments of the RF PCB (ADEM module)





Photograph No.17
RF PCB front view

Photograph No.18
RF PCB front side, close view



Photograph No.19
Second side of the RF PCB



Photograph No.20
PA module front view

Photograph No.21
PA module front side, close view



Photograph No.22
PA module second side



Photograph No.23
PA module second side, close view



Photograph No.24
DC/DC convertor front view

Photograph No.25
DC/DC convertor second side view

Photograph No.26
Duplexer general view

Photograph No.27
Duplexer (first side view)



Photograph No.28
Duplexer (second side view)

Photograph No.29
PA-800 MHz module front view



Photograph No.30
PA-800 MHz module bottom view