EUT Internal Photos

Figure 5
Internal View (Removed Antenna)

Figure 6
Internal View (Removed Cover)



Figure 7
Internal View (RF Module)

Figure 8
Surge Board, Front View



Figure 9
Surge Board, Back View



Figure 10
Display Board, Front View



Figure 11
Display Board, Back View



Figure 12
USB Control Board, Front View



Figure 13
USB Control Board, Back View



Figure 14
Power Board, Front View with Removed RF Module



Figure 15
Power Board, Back View



Figure 16
WB3S Board, Front View



Figure 17
WB3S Board, Back View



Figure 18
WB3S Board, Front View with Removed WLAN Combo Card



Figure 19
WLAN Combo Card, Front View with Remove Cover



Figure 20
WLAN Combo Card, Back View



Figure 21
Dipole Antenna, Front View

Figure 22
Dipole Antenna, Back View