FCC Test Report

Product Name	:	Tri-band - 5G Business Internet Receiver
Brand Name	:	Verizon
Model No.	:	LV65B
FCC ID	:	NKR-LVPK-65
Applicant	:	Wistron NeWeb Corporation
Address	:	20 Park Avenue II, Hsinchu Science Park, Hsinchu 308, Taiwan
Date of Receipt	:	Mar. 09, 2022
Issued Date	:	Oct. 04, 2022
Report No.	:	2280830R-RFUSWW5V01-A
Report Version	:	V1.0

The test results relate only to the samples tested.
The test results shown in the test report are traceable to the national/international standard through the calibration of the equipment and evaluated measurement uncertainty herein.
This report must not be used to claim product endorsement by TAF or any agency of the government.
Measurement uncertainties evaluated for each testing system and associated connections are given here to provide the system information for reference. Compliance determinations do not take into account measurement uncertainties for each testing system, but are based on the results of the compliance measurement.
The test report shall not be reproduced except in full without the written approval of DEKRA Testing and Certification Co., Ltd.

Product Name	:	Tri-band - 5G Business Internet Receiver
Applicant	:	Wistron NeWeb Corporation
Address	:	20 Park Avenue II, Hsinchu Science Park, Hsinchu 308, Taiwan
Manufacturer	:	Wistron NeWeb Corporation
Address	:	20 Park Avenue II, Hsinchu Science Park, Hsinchu 308, Taiwan
Brand Name	:	Verizon
Model No.	:	LV65B
FCC ID	:	NKR-LVPK-65
EUT Voltage	:	AC 100 ~ 120V/50-60Hz
Testing Voltage	:	AC 120V/60Hz
Applicable Standard	:	FCC CFR Title 47 Part 22 Subpart H FCC CFR Title 47 Part 24 Subpart E FCC CFR Title 47 Part 27 Subpart J, Subpart L, Subpart O ANSI/TIA-603-E
Laboratory Name	:	DEKRA Testing and Certification Co., Ltd. Hsin Chu Laboratory
Address	:	No.372-2, Sec. 4, Zhongxing Rd., Zhudong Township, Hsinchu County 310, Taiwan, R.O.C.
Test Result	:	Complied

Documented By : Hailey Peng

(Hailey Peng / Senior Engineer)

Approved By : Rueyyan. Lin

(Rueyyan Lin / Supervisor)

The test results relate only to the samples tested.

The test report shall not be reproduced except in full without the written approval of DEKRA Testing and Certification Co., Ltd.

Revision History

Version	Description	Issued Date
V1.0	Initial issue of report	Oct. 04, 2022

TABLE OF CONTENTS

Description Page
1. General Information 6
1.1. EUT Description 6
1.2. Mode of Operation 9
1.3. Comments and Remarks 9
1.4. Tested System Details 10
1.5. Configuration of Tested System 10
1.6. EUT Operation of during Test 10
2. Technical Test 11
2.1. Summary of Test Result 11
2.2. Test Environment 13
2.3. List of Test Equipment 15
2.4. Measurement Uncertainty 16
3. RF Output Power 17
3.1. Test Setup 17
3.2. Test Procedure 17
3.3. Test Methodology and Reference Procedures 17
3.4. Test Result of RF Output Power 18
4. Occupied Bandwidth 69
4.1. Test Setup 69
4.2. Test Procedure 69
4.3. Test Methodology and Reference Procedures 69
4.4. Test Result of Occupied Bandwidth 70
5. Peak to Average Ratio 195
5.1. Test Setup 195
5.2. Test Procedure 195
5.3. Test Methodology and Reference Procedures 195
5.4. Test Result of Peak to Average Ratio 196
6. Spurious Emissions 267
6.1. Test Setup 267
6.2. Test Procedure 268
6.3. Test Methodology and Reference Procedures 268
6.4. Test Result of Conducted Spurious Emission 269
6.5. Test Result of Radiated Spurious Emission 340
7. Conducted Band Edge 349

7.1. Test Setup 349
7.2. Test Procedure 349
7.3. Test Methodology and Reference Procedures 349
7.4. Test Result of Conducted Band Edge 350
8. Frequency Stability 376
8.1. Test Setup 376
8.2. Test Procedure 376
8.3. Test Methodology and Reference Procedures 376
8.4. Test Result of Frequency Stability 377
Appendix A 413
☐ Test Setup Photograph 413

1. General Information

1.1. EUT Description

Product Name	Tri-band - 5G Business Internet Receiver		
Brand Name	Verizon		
Model No.	LV65B		
Frequency Range	5G NR n2	1850~1910 MHz (Uplink) 1930~1990 MHz (Downlink)	
	5G NR n5	824~849 MHz (Uplink) 869~894 MHz (Downlink)	
	5G NR n66	1710~1780 MHz (Uplink) 2110~2200 MHz (Downlink)	
	5G NR n77	3300~4200 MHz (Uplink) 3300~4200 MHz (Downlink)	
Bandwidth	5G NR n2	SCS: 15 kHz	5 / 10 / 15 / 20 MHz
	5G NR n5	SCS: 15 kHz	5 / 10 / 15 / 20 MHz
	5G NR n66	SCS: 15 kHz	5 / 10 / 15 / 20 / 30 / 40 MHz
	5G NR n77	SCS: 15 kHz	10 / 15 / 20 / 30 / 40 / 50 MHz
		SCS: 30 kHz	10 / 15 / 20 / 30 / 40 / 50 / 60 / 70 / 80 / 90 / 100 MHz
Maximum RF output power	5G NR n2		23.08 dBm
	5G NR n5		23.04 dBm
	5G NR n66		23.01 dBm
	5G NR n77 (3450~3550 MHz)		28.70 dBm
	5G NR n77 (3700~3980 MHz)		28.94 dBm
Type of Modulation	pi/2 BPSK / QPSK / 16QAM / 64QAM / 256QAM		
Hardware Version	0.0.5		
Software Version	0.2.10.1		
IMEI No.	35153910		

Accessories Information				
No.	Equipment Name	Brand Name	Model No.	Rating
1	PoE Adapter	DELTA	ADH-65BR H	INPUT: AC 100-120V, 50-60Hz, 2.0A OUTPUT: DC 56.0V, 1.161A, 65.02W
2	J-Pole	WNC	-	-
3	PoE Surge Protective Device	CITEL	CRMJ8-PoE-C6A	-

Antenna Information											
Ant.	Brand Name	Model No.	Type	Gain (dBi)							
				LTE				5GNR			
				Band 2	Band 5	Band 13	Band 66	n2	n5	n66	n77
0	WNC	LV65-LTE/FR1-0	PIFA	3	3	2.5	3	3	3	3	1
1	WNC	LV65-LTE/FR1-1	Monopole								
2	WNC	LV65-LTE/FR1-2	PIFA								
3	WNC	LV65-LTE/FR1-3	Monopole								

SA mode:

Band	ANT0		ANT1		ANT2		ANT3	
	TX	RX	TX	RX	TX	RX	TX	RX
LTE Band 2	-	V	V	V	-	V	-	V
LTE Band 5	V	V	-	V	-	V	-	V
LTE Band 13	V	V	-	V	-	V	-	V
LTE Band 66	-	V	V	V	-	V	-	V
5G NR n2	-	V	V	V	-	V	-	V
5G NR n5	V	V	-	V	-	V	-	V
5G NR n66	-	V	V	V	-	V	-	V
5G NR n77	-	V	-	V	V (TX1)	V	V (TX0)	V

NSA mode:

Configuration	Band	ANT0		ANT1		ANT2		ANT3	
		TX	RX	TX	RX	TX	RX	TX	RX
LTE(LB) + NR(MB)	LTE(LB)	V	V	-	V	-	V	-	V
	NR(MB)	-	V	V	V	-	V	-	V
LTE(MB) + NR(LB)	LTE(MB)	-	V	V	V	-	V	-	V
	NR(LB)	V	V	-	V	-	V	-	V
LTE(MB) + NR(MB)	LTE(MB)	-	V	V	V	-	V	-	V
	NR(MB)	V	V	-	V	-	V	-	V
LTE(LB) + NR(CB)	LTE(LB)	V	V	-	V	-	V	-	V
	NR(CB)	-	V	-	V	-	V	V	V
LTE(MB) + NR(CB)	LTE(MB)	-	V	V	V	-	V	-	V
	NR(CB)	-	V	-	V	-	V	V	V
LTE(CB) + NR(CB)	LTE(CB)	-	V	-	V	-	V	V	V
	NR(CB)	-	V	-	V	V	V	-	V

Note:

1. LB: Low-Band, means LTE B5/B13, 5G NR n5
2. MB: Mid-Band, means LTE B2/B66, 5G NR n2/n66
3. CB: C-Band, means LTE B48, 5G NR n77
4. Regarding frequency band operation, the lowest, middle and highest frequency of channel were selected to perform the test, and the details were shown on this report.
5. The EUT description is from the customer declaration.
6. The device was tested under all configurations, combinations, bandwidths, RB configurations and modulations, and the worst case was found in SA mode pi/2 BPSK modulation, therefore the “Conducted Band Edge” & “Spurious Emission” test items perform SA mode pi/2 BPSK modulation and shown on this test report.
7. “Peak to Average Ratio” test item shown worst case modulation pi/2 BPSK, QPSK and 16QAM on this report.

1.2. Mode of Operation

DEKRA has verified the construction and function in typical operation. All the test modes were carried out with the EUT in normal operation, which was shown in this test report and defined as:

Test Mode	Mode 1: 5G NR n2 Mode 2: 5G NR n5 Mode 3: 5G NR n66 Mode 4: 5G NR n77 (Part 27 3450~3550 MHz) Mode 5: 5G NR n77 (Part 27 3700~3980 MHz)

Note:

1. Determining compliance shall be based on the results of the compliance measurement, not taking into account measurement instrumentation uncertainty.
2. The product both supports the standalone and inter-carrier aggregation mode. After evaluation and comparison, the worst case is investigated in the standalone mode. Therefore, there is only displayed the test result for standalone mode in the test report.
3. The difference compared to the DEKRA Project No.: 2230313R (FCC ID: NKR-LVSK-65) is the change in SIM type, sets of LED, appearance, and size; these two devices are identical in RF hardware design, layout, circuit and antenna. After evaluation, it verified the simultaneous transmit RSE testing and the characteristics are similar to the original model, so other data references DEKRA Project No.: 2230313R (FCC ID: NKR-LVSK-65).

1.3. Comments and Remarks

The product specification and testing instructions for the EUT declared in the report are provided by the manufacturer who will take all responsibilities for the accuracy.

1.4. Tested System Details

The types for all equipment, plus descriptions of all cables used in the tested system.

Product		Manufacturer	Model No.	Serial No.
1	Base Station	Keysight	E7515B	MY59321672
2	Horn Antenna	Schwarzbeck	BBHA 9120D	1640

1.5. Configuration of Tested System

Connection Diagram

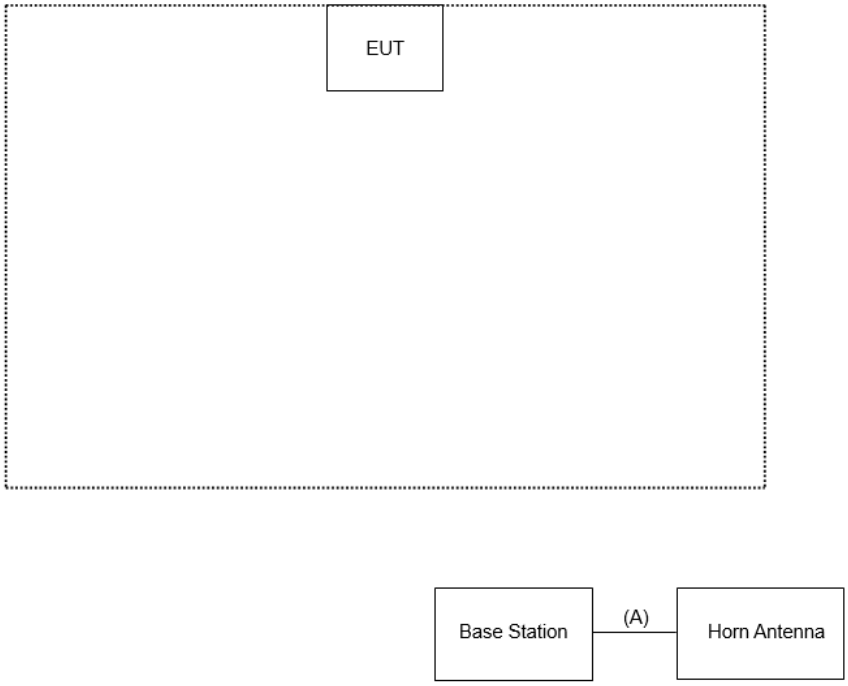

Signal Cable Type		Signal cable Description
A	RF Cable	Shielded, 10m

1.6. EUT Operation of during Test

1	Set the EUT as shown.
2	EUT is connected through the base station
3	Configure test mode, test channel and data rate.
4	Let the EUT start sending continuously.
5	Verify that the device is working properly.

2. Technical Test

2.1. Summary of Test Result

☒ No deviations from the test standards

☐ Deviations from the test standards as below description:

5G NR n2			
FCC Part 24 Subpart E			
Performed Item	FCC Reference Section	Limit	Result
RF Output Power	§2.1033 §2.1046 §24.232	< 2 Watts	Pass
Occupied Bandwidth	§2.1049	N/A	Pass
Peak to Average Ratio	§24.232(d)	≦ 13 dB	Pass
Conducted Band Edge	§24.238	< -13 dBm	Pass
Spurious Emission	§2.1053 §24.238	< -13 dBm	Pass
Frequency Stability	§2.1055 §24.235	± 2.5 ppm	Pass

Note: Determining compliance shall be based on the results of the compliance measurement, not taking into account measurement instrumentation uncertainty.

5G NR n5			
FCC Part 22 Subpart H			
Performed Item	FCC Reference Section	Limit	Result
RF Output Power	§2.1033 §2.1046 §22.913	< 7 Watts	Pass
Occupied Bandwidth	§2.1049	N/A	Pass
Peak to Average Ratio	§22.913	≦ 13 dB	Pass
Conducted Band Edge	§2.1053 §22.917	< -13 dBm	Pass
Spurious Emission	§22.917	< -13 dBm	Pass
Frequency Stability	§2.1055 §22.335	± 2.5 ppm	Pass

Note: Determining compliance shall be based on the results of the compliance measurement, not taking into account measurement instrumentation uncertainty.

5G NR n66			
FCC Part 27 Subpart L			
Performed Item	FCC Reference Section	Limit	Result
RF Output Power	§2.1033 §2.1046 §27.50	< 1 Watts	Pass
Occupied Bandwidth	§2.1049	N/A	Pass
Peak to Average Ratio	§27.50	< 13 dB	Pass
Conducted Band Edge	§2.1053 §27.53	< -13 dBm	Pass
Spurious Emission	§27.53	< -13 dBm	Pass
Frequency Stability	§2.1055 §27.54	± 2.5 ppm	Pass

Note: Determining compliance shall be based on the results of the compliance measurement, not taking into account measurement instrumentation uncertainty.

5G NR n77			
FCC Part 27 Subpart O (3450~3550 MHz) FCC Part 27 Subpart J (3700~3980 MHz)			
Performed Item	FCC Reference Section	Limit	Result
RF Output Power	§2.1033 §2.1046 §27.50	< 1 Watts	Pass
Occupied Bandwidth	§2.1049	N/A	Pass
Peak to Average Ratio	§27.50	< 13 dB	Pass
Conducted Band Edge	§2.1053 §27.53	< -13 dBm	Pass
Spurious Emission	§27.53	< -13 dBm	Pass
Frequency Stability	§2.1055 §27.54	± 2.5 ppm	Pass

Note: Determining compliance shall be based on the results of the compliance measurement, not taking into account measurement instrumentation uncertainty.

2.2. Test Environment

Ambient conditions in the laboratory:

Items	Test Item	Actually	Tested by	Test Date	Test Site
Temperature (°C)	RF Output Power	22 ~ 23	Getaz Yang	2022/03/23 ~ 2022/04/21	HC-SR12
Humidity (%RH)		59 ~ 64			
Temperature (°C)	Occupied Bandwidth	22 ~ 23	Getaz Yang	2022/04/11 ~ 2022/05/03	HC-SR12
Humidity (%RH)		59 ~ 67			
Temperature (°C)	Peak to Average Ratio	22 ~ 23	Getaz Yang	2022/03/30 ~ 2022/04/25	HC-SR12
Humidity (%RH)		59 ~ 64			
Temperature (°C)	Conducted Band Edge	22 ~ 23	Getaz Yang	2022/04/12 ~ 2022/04/26	HC-SR12
Humidity (%RH)		59 ~ 62			
Temperature (°C)	Conducted Spurious Emission	22 ~ 23	Getaz Yang	2022/04/28 ~ 2022/04/29	HC-SR12
Humidity (%RH)		65 ~ 69			
Temperature (°C)	Radiated Spurious Emission	21 ~ 24	Cyril Chen	2022/04/26 ~ 2022/05/03	HC-CB02
Humidity (%RH)		59 ~ 61			
Temperature (°C)	Frequency Stability	23	Getaz Yang	2022/04/28	HC-SR12
Humidity (%RH)		69			

Note: Test site information refers to Laboratory Information.

Laboratory Information

USA	**:**	**FCC Registration Number: TW3024**
Canada		**CAB identifier : TW3024**

The address and introduction of DEKRA Testing and Certification Co., Ltd. laboratories can be founded in our Web site: http://www.dekra.com.tw

If you have any comments, please don't hesitate to contact us. Our test sites as below:

Test Laboratory	DEKRA Testing and Certification Co., Ltd.
Address	1. No.372-2, Sec. 4, Zhongxing Rd., Zhudong Township, Hsinchu County 31061, Taiwan, R.O.C. 2. No.372, Sec. 4, Zhongxing Rd., Zhudong Township, Hsinchu County 31061, Taiwan, R.O.C.
Phone number	1. +886-3-582-8001 2. +886-3-582-8001
Fax number	1. +886-3-582-8958 2. +886-3-582-8958
E mail address	info.tw@dekra.com
Website	http://www.dekra.com.tw
Note: Test site for address 1 includes HC-SR02. Test site for address 2 includes HC-CB02, HC-CB03, HC-CB04, HC-SR10 and HC-SR12.	

2.3. List of Test Equipment

HC-SR12

Instrument	Manufacturer	Model No.	Serial No.	Cal. Date	Next Cal. Date
High Speed Peak Power Meter Dual Input	Anritsu	ML2496A	1602004	2021/11/12	2022/11/11
Pulse Power Sensor	Anritsu	MA2411B	1531043	2021/11/12	2022/11/11
EXA Signal Analyzer	Keysight	N9010A	MY51440132	2022/01/07	2023/01/06
Pulse Power Sensor	Anritsu	MA2411B	1531044	2021/11/12	2022/11/11
Spectrum Analyzer	Keysight	N9010B	MY57110159	2022/03/15	2023/03/14
UXM 5G Wireless Test Platform	Keysight	E7515B	MY59321672	2021/05/26	2022/05/25
Spectrum Analyzer	Agilent	N9010A	US47140172	2021/05/28	2022/05/27
Signal Analyzer	R&S	FSVA40	101455	2021/10/22	2022/10/21
Temperature & Humidity Test Chamber	KSON	THS-B4T-150	A0401	2021/12/16	2022/12/15

HC-CB02

Instrument	Manufacturer	Model No.	Serial No.	Cal. Date	Next Cal. Date
Signal Analyzer	R&S	FSVA40	101435	2021/06/04	2022/06/03
EXA Signal Analyzer	Keysight	N9010A	MY51440132	2022/01/07	2023/01/06
Trilog Broadband Antenna	Schwarzbeck	VULB 9168	1209	2021/05/28	2022/05/27
Horn Antenna	Schwarzbeck	BBHA 9120D	639	2021/05/17	2022/05/16
Horn Antenna	Schwarzbeck	BBHA 9170	202	2021/12/01	2022/11/30
Pre-Amplifier	EMCI	EMC01820I	980365	2022/04/15	2023/04/14
Pre-Amplifier	EMEC	EM01G18GA	060741	2021/07/02	2022/07/01
Pre-Amplifier	DEKRA	AP-400C	201801231	2021/12/24	2022/12/23
UXM 5G Wireless Test Platform	Keysight	E7515B	MY59321672	2021/05/26	2022/05/25
Coaxial Cable(13m)	Huber+Suhner	SF104	HC-CB02	2021/08/17	2022/08/16
Coaxial Cable(3m)	Suhnerr,Rosnol	SF102_Rosnol	HC-CB02_1	2021/08/17	2022/08/18
Radiated Software	AUDIX	e3 V9	HC-CB02_1	N/A	N/A

Note: All equipment upon which need to calibrated are with calibration period of 1 year.

2.4. Measurement Uncertainty

Uncertainties have been calculated according to the DEKRA internal document with the emissions test results be included in the report. The measurement uncertainties given below are based on a 95% confidence level (based on a coverage factor (k=2).

Test Item	Uncertainty
RF Output Power	± 1.16 dB
Occupied Bandwidth	± 217.9 Hz
Peak to Average Ratio	± 1.16 dB
Conducted Band Edge	± 1.16 dB
Spurious Emissions	± 3.25 dB below 1 GHz ± 3.32 dB above 1 GHz
Frequency Stability	± 217.9 Hz

3. RF Output Power

3.1. Test Setup

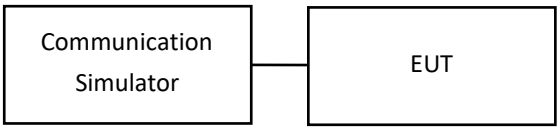

3.2. Test Procedure

The EUT makes a call to the communication simulator. The communication simulator station system controlled a EUT to export maximum conducted RF output power under transmission mode and specific channel frequency. The relevant equation for determining the ERP or EIRP from the conducted RF output power measured using the guidance provided above is:

$$\text{ERP or EIRP} = P_{Meas} + G_T - L_C$$

where:

ERP or EIRP = effective radiated power or equivalent isotropically radiated power, respectively (expressed in the same units as PMeas, typically dBW or dBm);

P_{Meas} = measured transmitter output power or PSD, in dBm or dBW;

G_T = gain of the transmitting antenna, in dBd (ERP) or dBi (EIRP);

L_C = signal attenuation in the connecting cable between the transmitter and antenna, in dB

3.3. Test Methodology and Reference Procedures

KDB 971168 D01 Power Meas License Digital Systems v03r01

ANSI C63.26-2015

KDB 662911 D01 Multiple Transmitter Output v02r01

3.4. Test Result of RF Output Power

Mode 1: 5G NR n2

Mode					Conducted Power					EIRP Power					Limit
BW (MHz)	Channel	Frequency (MHz)	RB No.	RB offset	pi/2 BPSK (dBm)	QPSK (dBm)	16-QAM (dBm)	64-QAM (dBm)	256-QAM (dBm)	pi/2 BPSK EIRP(W)	QPSK EIRP(W)	16-QAM EIRP(W)	64-QAM EIRP(W)	256-QAM EIRP(W)	Limit EIRP(W)
5	370500	1852.5	1	0	22.69	22.68	21.92	21.29	19.37	0.371	0.370	0.310	0.269	0.173	2
				13	22.71	22.68	21.84	21.05	18.98	0.372	0.370	0.305	0.254	0.158	2
				24	22.77	22.74	22.04	21.35	19.32	0.378	0.375	0.319	0.272	0.171	2
			25	0	22.81	22.72	21.95	21.32	19.33	0.381	0.373	0.313	0.270	0.171	2
	376000	1880	1	0	22.71	22.63	22.02	21.25	19.13	0.372	0.366	0.318	0.266	0.163	2
				13	22.75	22.72	21.82	21.04	18.92	0.376	0.373	0.303	0.254	0.156	2
				24	22.70	22.70	22.01	21.33	19.18	0.372	0.372	0.317	0.271	0.165	2
			25	0	22.69	22.69	21.89	21.22	19.20	0.371	0.371	0.308	0.264	0.166	2
	381500	1907.5	1	0	22.85	22.75	22.10	21.26	19.23	0.385	0.376	0.324	0.267	0.167	2
				13	22.67	22.68	21.95	21.16	19.01	0.369	0.370	0.313	0.261	0.159	2
				24	22.80	22.76	22.01	21.24	19.12	0.380	0.377	0.317	0.265	0.163	2
			25	0	22.71	22.68	21.96	21.28	19.24	0.372	0.370	0.313	0.268	0.167	2
10	371000	1855	1	0	22.82	22.75	22.05	21.24	19.08	0.382	0.376	0.320	0.265	0.161	2
				26	22.90	22.84	22.02	21.32	19.29	0.389	0.384	0.318	0.270	0.169	2
				51	22.83	22.82	22.15	21.47	19.44	0.383	0.382	0.327	0.280	0.175	2
			50	0	22.73	22.73	21.94	21.32	19.33	0.374	0.374	0.312	0.270	0.171	2
				2	22.80	22.73	22.00	21.40	19.32	0.380	0.374	0.316	0.275	0.171	2
	376000	1880	1	0	22.77	22.77	22.07	21.40	19.44	0.378	0.378	0.321	0.275	0.175	2
				26	22.83	22.82	22.00	21.38	19.23	0.383	0.382	0.316	0.274	0.167	2
				51	22.76	22.70	21.85	20.98	18.90	0.377	0.372	0.305	0.250	0.155	2
			50	0	22.78	22.79	22.13	21.50	19.48	0.378	0.379	0.326	0.282	0.177	2
				2	22.82	22.77	22.05	21.22	19.32	0.382	0.378	0.320	0.264	0.171	2
	381000	1905	1	0	22.80	22.75	22.02	21.37	19.30	0.380	0.376	0.318	0.274	0.170	2
				26	22.89	22.83	22.19	21.33	19.36	0.388	0.383	0.330	0.271	0.172	2
				51	22.79	22.72	21.88	21.00	18.90	0.379	0.373	0.308	0.251	0.155	2
			50	0	22.80	22.80	22.20	21.56	19.46	0.380	0.380	0.331	0.286	0.176	2
				2	22.79	22.72	21.93	21.28	19.15	0.379	0.373	0.311	0.268	0.164	2

Mode					Conducted Power					EIRP Power					Limit
BW (MHz)	Channel	Frequency (MHz)	RB No.	RB offset	pi/2 BPSK (dBm)	QPSK (dBm)	16-QAM (dBm)	64-QAM (dBm)	256-QAM (dBm)	pi/2 BPSK EIRP(W)	QPSK EIRP(W)	16-QAM EIRP(W)	64-QAM EIRP(W)	256-QAM EIRP(W)	Limit EIRP(W)
15	371500	1857.5	1	0	22.90	22.79	21.96	21.10	19.12	0.389	0.379	0.313	0.257	0.163	2
				39	22.95	22.92	22.17	21.40	19.43	0.394	0.391	0.329	0.275	0.175	2
				78	22.82	22.81	22.13	21.35	19.19	0.382	0.381	0.326	0.272	0.166	2
			75	0	22.81	22.76	21.86	21.18	19.03	0.381	0.377	0.306	0.262	0.160	2
				4	22.83	22.81	22.03	21.32	19.18	0.383	0.381	0.318	0.270	0.165	2
	376000	1880	1	0	22.89	22.83	21.93	21.15	19.13	0.388	0.383	0.311	0.260	0.163	2
				39	22.95	22.88	22.18	21.28	19.17	0.394	0.387	0.330	0.268	0.165	2
				78	22.89	22.82	22.10	21.40	19.46	0.388	0.382	0.324	0.275	0.176	2
			75	0	22.91	22.82	21.96	21.23	19.12	0.390	0.382	0.313	0.265	0.163	2
				4	22.83	22.84	22.08	21.20	19.10	0.383	0.384	0.322	0.263	0.162	2
	380500	1902.5	1	0	22.88	22.84	22.06	21.43	19.27	0.387	0.384	0.321	0.277	0.169	2
				39	22.95	22.91	22.16	21.30	19.11	0.394	0.390	0.328	0.269	0.163	2
				78	22.81	22.77	22.02	21.29	19.14	0.381	0.378	0.318	0.269	0.164	2
			75	0	22.86	22.84	22.10	21.23	19.07	0.385	0.384	0.324	0.265	0.161	2
				4	22.86	22.81	21.94	21.14	19.08	0.385	0.381	0.312	0.259	0.161	2
20	372000	1860	1	0	22.92	22.88	22.22	21.54	19.59	0.391	0.387	0.333	0.284	0.182	2
				53	22.97	22.93	22.21	21.31	19.19	0.395	0.392	0.332	0.270	0.166	2
				105	22.89	22.87	22.17	21.36	19.46	0.388	0.386	0.329	0.273	0.176	2
			100	0	22.90	22.85	22.10	21.44	19.30	0.389	0.385	0.324	0.278	0.170	2
				6	22.91	22.86	22.23	21.47	19.48	0.390	0.385	0.333	0.280	0.177	2
	376000	1880	1	0	22.93	22.88	22.00	21.19	19.07	0.392	0.387	0.316	0.262	0.161	2
				53	23.08	22.96	22.14	21.35	19.42	0.406	0.394	0.327	0.272	0.175	2
				105	22.94	22.89	22.28	21.50	19.44	0.393	0.388	0.337	0.282	0.175	2
			100	0	22.92	22.89	22.23	21.50	19.36	0.391	0.388	0.333	0.282	0.172	2
				6	22.91	22.88	22.28	21.38	19.38	0.390	0.387	0.337	0.274	0.173	2
	380000	1900	1	0	22.89	22.85	22.20	21.58	19.58	0.388	0.385	0.331	0.287	0.181	2
				53	22.96	22.94	22.20	21.48	19.33	0.394	0.393	0.331	0.281	0.171	2
				105	22.91	22.89	22.07	21.25	19.10	0.390	0.388	0.321	0.266	0.162	2
			100	0	22.91	22.87	22.14	21.50	19.39	0.390	0.386	0.327	0.282	0.173	2
				6	22.93	22.89	22.26	21.62	19.64	0.392	0.388	0.336	0.290	0.184	2

Note:

1. RF Output Power (W) EIRP = Conducted Output Power (dBm) + Antenna Gain (dBi)

2. Power (W)= $(10^{(Power(dBm)/10)})*10^{-3}$

Mode 2: 5G NR n5

Mode					Conducted Power					ERP Power					Limit
BW (MHz)	Channel	Frequency (MHz)	RB No.	RB offset	pi/2 BPSK (dBm)	QPSK (dBm)	16-QAM (dBm)	64-QAM (dBm)	256-QAM (dBm)	pi/2 BPSK ERP(W)	QPSK ERP(W)	16-QAM ERP(W)	64-QAM ERP(W)	256-QAM ERP(W)	Limit ERP(W)
5	165300	825.6	1	0	22.76	22.71	21.86	21.04	18.84	0.230	0.227	0.187	0.155	0.093	7
				13	22.72	22.67	21.89	21.28	19.09	0.228	0.225	0.188	0.163	0.099	7
				24	22.68	22.66	21.87	21.24	19.31	0.225	0.224	0.187	0.162	0.104	7
			25	0	22.70	22.67	21.97	21.27	19.09	0.226	0.225	0.191	0.163	0.099	7
	167300	836.5	1	0	22.68	22.66	21.99	21.26	19.28	0.225	0.224	0.192	0.163	0.103	7
				13	22.70	22.68	22.00	21.34	19.43	0.226	0.225	0.193	0.166	0.107	7
				24	22.59	22.55	21.72	20.91	18.87	0.221	0.219	0.181	0.150	0.094	7
			25	0	22.63	22.60	21.75	20.97	19.07	0.223	0.221	0.182	0.152	0.098	7
	169300	846.5	1	0	22.78	22.74	21.86	21.23	19.12	0.231	0.229	0.187	0.161	0.099	7
				13	22.65	22.60	21.92	21.23	19.20	0.224	0.221	0.189	0.161	0.101	7
				24	22.67	22.62	21.85	21.06	19.08	0.225	0.222	0.186	0.155	0.098	7
			25	0	22.67	22.63	21.80	21.14	19.19	0.225	0.223	0.184	0.158	0.101	7
10	165800	829	1	0	22.73	22.71	21.81	20.99	18.98	0.228	0.227	0.185	0.153	0.096	7
				26	22.84	22.81	22.21	21.47	19.48	0.234	0.232	0.202	0.171	0.108	7
				51	22.76	22.71	21.90	21.24	19.10	0.230	0.227	0.188	0.162	0.099	7
			50	0	22.85	22.80	22.02	21.16	19.01	0.234	0.232	0.194	0.159	0.097	7
				2	22.80	22.75	22.01	21.30	19.11	0.232	0.229	0.193	0.164	0.099	7
	167300	836.5	1	0	22.74	22.70	22.08	21.41	19.49	0.229	0.226	0.196	0.168	0.108	7
				26	22.79	22.75	22.01	21.19	18.99	0.231	0.229	0.193	0.160	0.096	7
				51	22.74	22.70	21.85	21.09	18.98	0.229	0.226	0.186	0.156	0.096	7
			50	0	22.78	22.76	22.14	21.45	19.55	0.231	0.230	0.199	0.170	0.110	7
				2	22.69	22.65	21.92	21.10	19.11	0.226	0.224	0.189	0.157	0.099	7
	168800	844	1	0	22.65	22.63	21.83	21.19	19.19	0.224	0.223	0.185	0.160	0.101	7
				26	22.87	22.84	22.17	21.44	19.48	0.236	0.234	0.200	0.169	0.108	7
				51	22.67	22.63	21.99	21.38	19.24	0.225	0.223	0.192	0.167	0.102	7
			50	0	22.73	22.70	21.93	21.13	19.17	0.228	0.226	0.190	0.158	0.100	7
				2	22.72	22.68	22.07	21.47	19.55	0.228	0.225	0.196	0.171	0.110	7

Mode					Conducted Power					ERP Power					Limit
BW (MHz)	Channel	Frequency (MHz)	RB No.	RB offset	pi/2 BPSK (dBm)	QPSK (dBm)	16-QAM (dBm)	64-QAM (dBm)	256-QAM (dBm)	pi/2 BPSK ERP(W)	QPSK ERP(W)	16-QAM ERP(W)	64-QAM ERP(W)	256-QAM ERP(W)	Limit ERP(W)
15	166300	831.5	1	0	22.76	22.71	21.88	21.23	19.12	0.230	0.227	0.187	0.161	0.099	7
				39	22.92	22.89	22.21	21.59	19.53	0.238	0.237	0.202	0.175	0.109	7
				78	22.78	22.75	22.12	21.39	19.22	0.231	0.229	0.198	0.167	0.102	7
			75	0	22.86	22.81	22.13	21.47	19.37	0.235	0.232	0.199	0.171	0.105	7
				4	22.82	22.80	22.14	21.29	19.09	0.233	0.232	0.199	0.164	0.099	7
	167300	836.5	1	0	22.79	22.75	21.87	21.27	19.26	0.231	0.229	0.187	0.163	0.103	7
				39	22.88	22.84	22.21	21.39	19.31	0.236	0.234	0.202	0.167	0.104	7
				78	22.81	22.77	21.93	21.15	19.04	0.232	0.230	0.190	0.158	0.097	7
			75	0	22.88	22.85	22.10	21.26	19.15	0.236	0.234	0.197	0.163	0.100	7
				4	22.77	22.75	21.85	21.07	18.91	0.230	0.229	0.186	0.156	0.095	7
	168300	841.5	1	0	22.67	22.63	21.92	21.19	19.03	0.225	0.223	0.189	0.160	0.097	7
				39	22.91	22.87	22.05	21.27	19.35	0.238	0.236	0.195	0.163	0.105	7
				78	22.73	22.68	21.86	21.25	19.24	0.228	0.225	0.187	0.162	0.102	7
			75	0	22.76	22.71	21.82	21.11	19.17	0.230	0.227	0.185	0.157	0.100	7
				4	22.75	22.73	22.00	21.19	19.16	0.229	0.228	0.193	0.160	0.100	7
20	166800	834	1	0	22.85	22.80	21.95	21.24	19.17	0.234	0.232	0.191	0.162	0.100	7
				53	22.93	22.91	22.05	21.37	19.32	0.239	0.238	0.195	0.167	0.104	7
				105	22.86	22.83	21.97	21.25	19.10	0.235	0.233	0.191	0.162	0.099	7
			100	0	22.88	22.83	22.13	21.33	19.24	0.236	0.233	0.199	0.165	0.102	7
				6	22.85	22.82	22.19	21.29	19.33	0.234	0.233	0.201	0.164	0.104	7
	167300	836.5	1	0	22.82	22.77	21.99	21.23	19.08	0.233	0.230	0.192	0.161	0.098	7
				53	23.04	22.92	22.32	21.57	19.48	0.245	0.238	0.207	0.175	0.108	7
				105	22.85	22.83	22.14	21.42	19.29	0.234	0.233	0.199	0.169	0.103	7
			100	0	22.91	22.88	22.00	21.15	19.11	0.238	0.236	0.193	0.158	0.099	7
				6	22.86	22.81	22.13	21.47	19.31	0.235	0.232	0.199	0.171	0.104	7
	167800	839	1	0	22.76	22.73	21.86	21.06	19.09	0.230	0.228	0.187	0.155	0.099	7
				53	22.92	22.89	22.10	21.32	19.14	0.238	0.237	0.197	0.165	0.100	7
				105	22.81	22.78	22.06	21.25	19.05	0.232	0.231	0.195	0.162	0.098	7
			100	0	22.83	22.81	22.01	21.29	19.23	0.233	0.232	0.193	0.164	0.102	7
				6	22.84	22.82	22.16	21.53	19.51	0.234	0.233	0.200	0.173	0.109	7

Note:

1. RF Output Power (W) ERP = Conducted Output Power (dBm) + Antenna Gain (dBi) - 2.15dB

2. Power (W)= $(10^{(Power(dBm)/10)})*10^{-3}$

Mode 3: 5G NR n66

Mode					Conducted Power					EIRP Power					Limit
BW (MHz)	Channel	Frequency (MHz)	RB No.	RB offset	pi/2 BPSK (dBm)	QPSK (dBm)	16-QAM (dBm)	64-QAM (dBm)	256-QAM (dBm)	pi/2 BPSK EIRP(W)	QPSK EIRP(W)	16-QAM EIRP(W)	64-QAM EIRP(W)	256-QAM EIRP(W)	Limit EIRP(W)
5	342500	1712.5	1	0	22.37	22.34	21.74	20.92	18.75	0.344	0.342	0.298	0.247	0.150	1
				13	22.35	22.30	21.55	20.92	18.90	0.343	0.339	0.285	0.247	0.155	1
				24	22.44	22.39	21.74	21.03	19.02	0.350	0.346	0.298	0.253	0.159	1
			25	0	22.51	22.46	21.67	20.77	18.58	0.356	0.352	0.293	0.238	0.144	1
	349000	1745	1	0	22.42	22.37	21.59	20.99	18.92	0.348	0.344	0.288	0.251	0.156	1
				13	22.33	22.31	21.57	20.75	18.76	0.341	0.340	0.286	0.237	0.150	1
				24	22.30	22.28	21.66	21.06	18.99	0.339	0.337	0.292	0.255	0.158	1
			25	0	22.33	22.30	21.56	20.67	18.52	0.341	0.339	0.286	0.233	0.142	1
	355500	1777.5	1	0	22.35	22.32	21.42	20.71	18.66	0.343	0.340	0.277	0.235	0.147	1
				13	22.20	22.16	21.32	20.53	18.35	0.331	0.328	0.270	0.225	0.136	1
				24	22.23	22.20	21.42	20.78	18.70	0.333	0.331	0.277	0.239	0.148	1
			25	0	22.20	22.18	21.40	20.78	18.59	0.331	0.330	0.275	0.239	0.144	1
10	343000	1715	1	0	22.42	22.40	21.56	20.96	19.00	0.348	0.347	0.286	0.249	0.158	1
				26	22.54	22.51	21.89	21.18	19.10	0.358	0.356	0.308	0.262	0.162	1
				51	22.39	22.36	21.66	20.90	18.72	0.346	0.344	0.292	0.245	0.149	1
			50	0	22.39	22.36	21.63	20.83	18.92	0.346	0.344	0.290	0.242	0.156	1
				2	22.38	22.35	21.53	20.71	18.80	0.345	0.343	0.284	0.235	0.151	1
	349000	1745	1	0	22.46	22.43	21.56	20.70	18.50	0.352	0.349	0.286	0.234	0.141	1
				26	22.54	22.49	21.82	21.18	19.21	0.358	0.354	0.303	0.262	0.166	1
				51	22.45	22.42	21.80	20.98	19.06	0.351	0.348	0.302	0.250	0.161	1
			50	0	22.36	22.31	21.41	20.55	18.48	0.344	0.340	0.276	0.226	0.141	1
				2	22.39	22.37	21.59	20.72	18.71	0.346	0.344	0.288	0.236	0.148	1
	355000	1775	1	0	22.37	22.32	21.70	21.10	19.01	0.344	0.340	0.295	0.257	0.159	1
				26	22.41	22.36	21.65	20.93	18.92	0.348	0.344	0.292	0.247	0.156	1
				51	22.30	22.28	21.61	21.00	18.93	0.339	0.337	0.289	0.251	0.156	1
			50	0	22.25	22.23	21.52	20.62	18.55	0.335	0.333	0.283	0.230	0.143	1
				2	22.23	22.21	21.49	20.74	18.62	0.333	0.332	0.281	0.237	0.145	1

Mode					Conducted Power					EIRP Power					Limit
BW (MHz)	Channel	Frequency (MHz)	RB No.	RB offset	pi/2 BPSK (dBm)	QPSK (dBm)	16-QAM (dBm)	64-QAM (dBm)	256-QAM (dBm)	pi/2 BPSK EIRP(W)	QPSK EIRP(W)	16-QAM EIRP(W)	64-QAM EIRP(W)	256-QAM EIRP(W)	Limit EIRP(W)
15	343500	1717.5	1	0	22.50	22.48	21.87	21.20	19.29	0.355	0.353	0.307	0.263	0.169	1
				39	22.61	22.59	21.90	21.00	18.91	0.364	0.362	0.309	0.251	0.155	1
				78	22.48	22.44	21.61	20.92	18.74	0.353	0.350	0.289	0.247	0.149	1
			75	0	22.40	22.37	21.65	20.82	18.76	0.347	0.344	0.292	0.241	0.150	1
				4	22.41	22.38	21.50	20.61	18.42	0.348	0.345	0.282	0.230	0.139	1
	349000	1745	1	0	22.50	22.46	21.83	20.97	19.00	0.355	0.352	0.304	0.249	0.158	1
				39	22.57	22.55	21.77	20.88	18.69	0.361	0.359	0.300	0.244	0.148	1
				78	22.48	22.44	21.73	20.92	18.80	0.353	0.350	0.297	0.247	0.151	1
			75	0	22.39	22.34	21.66	20.89	18.71	0.346	0.342	0.292	0.245	0.148	1
				4	22.48	22.45	21.56	20.71	18.58	0.353	0.351	0.286	0.235	0.144	1
	354500	1772.5	1	0	22.39	22.34	21.63	20.96	18.77	0.346	0.342	0.290	0.249	0.150	1
				39	22.50	22.47	21.85	21.20	19.19	0.355	0.352	0.305	0.263	0.166	1
				78	22.39	22.37	21.64	20.89	18.76	0.346	0.344	0.291	0.245	0.150	1
			75	0	22.29	22.26	21.44	20.56	18.42	0.338	0.336	0.278	0.227	0.139	1
				4	22.33	22.29	21.62	20.90	18.79	0.341	0.338	0.290	0.245	0.151	1
20	344000	1720	1	0	22.54	22.51	21.68	21.04	19.12	0.358	0.356	0.294	0.254	0.163	1
				53	22.62	22.59	21.75	21.05	19.05	0.365	0.362	0.299	0.254	0.160	1
				105	22.51	22.49	21.67	21.05	18.85	0.356	0.354	0.293	0.254	0.153	1
			100	0	22.43	22.41	21.63	20.93	18.93	0.349	0.348	0.290	0.247	0.156	1
				6	22.48	22.44	21.56	20.73	18.83	0.353	0.350	0.286	0.236	0.152	1
	349000	1745	1	0	22.59	22.57	21.82	20.99	18.87	0.362	0.361	0.303	0.251	0.154	1
				53	22.66	22.62	21.78	21.17	19.08	0.368	0.365	0.301	0.261	0.161	1
				105	22.55	22.53	21.93	21.33	19.34	0.359	0.357	0.311	0.271	0.171	1
			100	0	22.48	22.43	21.65	21.00	19.03	0.353	0.349	0.292	0.251	0.160	1
				6	22.49	22.45	21.80	21.02	19.02	0.354	0.351	0.302	0.252	0.159	1
	354000	1770	1	0	22.42	22.38	21.63	20.96	18.91	0.348	0.345	0.290	0.249	0.155	1
				53	22.54	22.49	21.65	20.98	18.86	0.358	0.354	0.292	0.250	0.153	1
				105	22.44	22.40	21.70	20.81	18.71	0.350	0.347	0.295	0.240	0.148	1
			100	0	22.38	22.36	21.67	21.06	19.04	0.345	0.344	0.293	0.255	0.160	1
				6	22.36	22.33	21.48	20.79	18.75	0.344	0.341	0.281	0.239	0.150	1

Mode					Conducted Power					EIRP Power					Limit
BW (MHz)	Channel	Frequency (MHz)	RB No.	RB offset	pi/2 BPSK (dBm)	QPSK (dBm)	16-QAM (dBm)	64-QAM (dBm)	256-QAM (dBm)	pi/2 BPSK EIRP(W)	QPSK EIRP(W)	16-QAM EIRP(W)	64-QAM EIRP(W)	256-QAM EIRP(W)	Limit EIRP(W)
30	345000	1725	1	0	22.76	22.72	21.83	20.93	18.91	0.377	0.373	0.304	0.247	0.155	1
				80	22.83	22.80	21.90	21.12	19.03	0.383	0.380	0.309	0.258	0.160	1
				159	22.70	22.68	21.88	21.11	18.93	0.372	0.370	0.308	0.258	0.156	1
			160	0	22.38	22.33	21.50	20.80	18.70	0.345	0.341	0.282	0.240	0.148	1
	349000	1745	1	0	22.68	22.64	21.87	21.18	19.19	0.370	0.366	0.307	0.262	0.166	1
				80	22.70	22.66	22.05	21.21	19.28	0.372	0.368	0.320	0.264	0.169	1
				159	22.73	22.68	22.06	21.19	19.19	0.374	0.370	0.321	0.262	0.166	1
			160	0	22.33	22.28	21.41	20.55	18.57	0.341	0.337	0.276	0.226	0.144	1
	353000	1765	1	0	22.78	22.73	21.83	21.05	18.96	0.378	0.374	0.304	0.254	0.157	1
				80	22.85	22.80	21.97	21.08	18.94	0.385	0.380	0.314	0.256	0.156	1
				159	22.74	22.71	21.83	21.16	19.13	0.375	0.372	0.304	0.261	0.163	1
			160	0	22.50	22.48	21.80	20.91	19.00	0.355	0.353	0.302	0.246	0.158	1
40	346000	1730	1	0	22.81	22.76	21.86	21.02	19.07	0.381	0.377	0.306	0.252	0.161	1
				108	22.86	22.83	21.94	21.34	19.15	0.385	0.383	0.312	0.272	0.164	1
				215	22.75	22.70	21.81	21.05	19.09	0.376	0.372	0.303	0.254	0.162	1
			216	0	22.44	22.39	21.64	20.92	18.98	0.350	0.346	0.291	0.247	0.158	1
	349000	1745	1	0	22.78	22.75	21.88	21.11	19.06	0.378	0.376	0.308	0.258	0.161	1
				108	22.80	22.77	22.08	21.35	19.23	0.380	0.378	0.322	0.272	0.167	1
				215	22.76	22.71	21.90	21.21	19.09	0.377	0.372	0.309	0.264	0.162	1
			216	0	22.42	22.38	21.77	20.88	18.72	0.348	0.345	0.300	0.244	0.149	1
	352000	1760	1	0	22.83	22.81	22.20	21.59	19.67	0.383	0.381	0.331	0.288	0.185	1
				108	23.01	22.88	22.14	21.40	19.47	0.399	0.387	0.327	0.275	0.177	1
				215	22.80	22.75	21.88	21.23	19.14	0.380	0.376	0.308	0.265	0.164	1
			216	0	22.53	22.51	21.74	20.87	19.23	0.357	0.356	0.298	0.244	0.167	1

Note:

1. RF Output Power (W) EIRP = Conducted Output Power (dBm) + Antenna Gain (dBi)

2. Power (W)= $(10^{(Power(dBm)/10)})*10^{-3}$

Mode 4: 5G NR n77 (Part 27 3450~3550 MHz)

Mode					Conducted Power									
BW (MHz)	Channel	Frequency (MHz)	RB No.	RB offset	pi/2 BPSK (dBm)		QPSK (dBm)		16-QAM (dBm)		64-QAM (dBm)		256-QAM (dBm)	
					TX 0	TX 1	TX 0	TX 1	TX 0	TX 1	TX 0	TX 1	TX 0	TX 1
10	630334	3455	1	0	25.11	24.52	25.09	24.47	24.36	23.60	23.70	23.02	21.93	21.31
				12	25.78	25.01	25.75	24.98	25.02	24.32	24.01	23.24	22.78	21.93
				23	25.09	24.39	25.04	24.34	24.15	23.57	23.70	22.99	22.26	21.17
			24	0	25.37	24.53	25.32	24.51	24.53	23.73	23.78	22.83	22.58	21.54
	633334	3500	1	0	25.35	24.68	25.30	24.64	24.59	23.95	23.92	23.04	22.26	21.85
				12	25.07	24.33	25.02	24.30	24.25	23.63	23.55	22.72	21.97	21.68
				23	25.79	24.83	25.76	24.79	25.09	24.07	24.23	23.19	22.67	21.89
			24	0	25.14	24.37	25.09	24.35	24.26	23.71	23.34	22.99	22.33	21.24
	636332	3545	1	0	25.34	24.47	25.31	24.45	24.66	23.74	23.85	23.08	22.36	21.53
				12	25.32	24.52	25.30	24.48	24.45	23.75	23.92	22.91	22.41	21.44
				23	25.08	24.37	25.05	24.33	24.42	23.55	23.30	22.60	22.07	21.37
			24	0	25.75	25.01	25.73	24.97	24.99	24.07	24.12	23.42	22.99	22.08

Mode					Total Power					EIRP Power					Limit
BW (MHz)	Channel	Frequency (MHz)	RB No.	RB offset	PI/2 BPSK (dBm)	QPSK (dBm)	16-QAM (dBm)	64-QAM (dBm)	256-QAM (dBm)	PI/2 BPSK EIRP(W)	QPSK EIRP(W)	16-QAM EIRP(W)	64-QAM EIRP(W)	256-QAM EIRP(W)	Limit EIRP(W)
10	630334	3455	1	0	27.84	27.80	27.01	26.38	24.64	0.766	0.759	0.632	0.547	0.366	1
				12	28.42	28.39	27.69	26.65	25.39	0.875	0.869	0.740	0.582	0.436	1
				23	27.76	27.71	26.88	26.37	24.76	0.752	0.743	0.614	0.546	0.377	1
			24	0	27.98	27.94	27.16	26.34	25.10	0.791	0.783	0.655	0.542	0.407	1
	633334	3500	1	0	28.04	27.99	27.29	26.51	25.07	0.802	0.793	0.675	0.564	0.405	1
				12	27.73	27.69	26.96	26.17	24.84	0.746	0.740	0.625	0.521	0.384	1
				23	28.35	28.31	27.62	26.75	25.31	0.861	0.853	0.728	0.596	0.428	1
			24	0	27.78	27.75	27.00	26.18	24.83	0.755	0.750	0.631	0.522	0.383	1
	636332	3545	1	0	27.94	27.91	27.23	26.49	24.98	0.783	0.778	0.665	0.561	0.396	1
				12	27.95	27.92	27.12	26.45	24.96	0.785	0.780	0.649	0.556	0.394	1
				23	27.75	27.72	27.02	25.97	24.74	0.750	0.745	0.634	0.498	0.375	1
			24	0	28.41	28.38	27.56	26.79	25.57	0.873	0.867	0.718	0.601	0.454	1

Note:

1. RF Output Power (W) EIRP = Conducted Output Power (dBm) + Antenna Gain (dBi)

2. Power (W)= $(10^{(Power(dBm)/10)})*10^{-3}$

Mode					Conducted Power									
BW (MHz)	Channel	Frequency (MHz)	RB No.	RB offset	pi/2 BPSK (dBm)		QPSK (dBm)		16-QAM (dBm)		64-QAM (dBm)		256-QAM (dBm)	
					TX 0	TX 1	TX 0	TX 1	TX 0	TX 1	TX 0	TX 1	TX 0	TX 1
15	630500	3457.5	1	0	25.14	24.53	25.12	24.49	24.46	23.85	23.50	23.10	22.24	21.45
				19	25.81	25.05	25.77	25.00	25.13	24.39	24.41	23.40	23.08	22.02
				37	25.11	24.44	25.07	24.39	24.29	23.70	23.65	23.08	22.00	21.44
			36	0	25.38	24.57	25.36	24.53	24.62	23.86	23.88	23.08	22.55	21.46
				2	25.34	24.63	25.32	24.61	24.55	23.77	23.77	23.09	22.14	21.57
	633334	3500	1	0	25.37	24.73	25.35	24.69	24.54	23.93	23.83	23.41	22.48	21.87
				19	25.09	24.35	25.05	24.32	24.27	23.52	23.78	22.92	22.02	21.23
				37	25.81	24.84	25.76	24.82	24.97	24.01	24.43	23.16	22.70	21.87
			36	0	25.15	24.40	25.13	24.38	24.49	23.50	23.56	22.92	22.28	21.42
				2	25.14	24.42	25.11	24.40	24.30	23.76	23.75	22.90	22.34	21.48
	636166	3542.5	1	0	25.36	24.51	25.33	24.48	24.68	23.72	23.73	22.82	22.59	21.39
				19	25.33	24.55	25.31	24.52	24.68	23.66	23.87	22.88	22.28	21.50
				37	25.12	24.42	25.08	24.37	24.29	23.68	23.33	22.91	21.97	21.27
			36	0	25.80	25.03	25.77	24.99	25.13	24.20	24.29	23.44	23.01	22.02
				2	25.74	25.00	25.71	24.96	25.09	24.22	24.27	23.49	22.68	22.09

Mode					Total Power					EIRP Power					Limit
BW (MHz)	Channel	Frequency (MHz)	RB No.	RB offset	PI/2 BPSK (dBm)	QPSK (dBm)	16-QAM (dBm)	64-QAM (dBm)	256-QAM (dBm)	PI/2 BPSK EIRP(W)	QPSK EIRP(W)	16-QAM EIRP(W)	64-QAM EIRP(W)	256-QAM EIRP(W)	Limit EIRP(W)
15	630500	3457.5	1	0	27.86	27.83	27.18	26.31	24.87	0.769	0.764	0.658	0.538	0.386	1
				19	28.46	28.41	27.79	26.94	25.59	0.883	0.873	0.757	0.622	0.456	1
				37	27.80	27.75	27.02	26.38	24.74	0.759	0.750	0.634	0.547	0.375	1
			36	0	28.00	27.98	27.27	26.51	25.05	0.794	0.791	0.671	0.564	0.403	1
				2	28.01	27.99	27.19	26.45	24.87	0.796	0.793	0.659	0.556	0.386	1
	633334	3500	1	0	28.07	28.04	27.26	26.64	25.20	0.807	0.802	0.670	0.581	0.417	1
				19	27.75	27.71	26.92	26.38	24.65	0.750	0.743	0.619	0.547	0.367	1
				37	28.36	28.33	27.53	26.85	25.32	0.863	0.857	0.713	0.610	0.429	1
			36	0	27.80	27.78	27.03	26.26	24.88	0.759	0.755	0.635	0.532	0.387	1
				2	27.81	27.78	27.05	26.36	24.94	0.760	0.755	0.638	0.545	0.393	1
	636166	3542.5	1	0	27.97	27.94	27.24	26.31	25.04	0.789	0.783	0.667	0.538	0.402	1
				19	27.97	27.94	27.21	26.41	24.92	0.789	0.783	0.662	0.551	0.391	1
				37	27.79	27.75	27.01	26.14	24.64	0.757	0.750	0.632	0.518	0.366	1
			36	0	28.44	28.41	27.70	26.90	25.55	0.879	0.873	0.741	0.617	0.452	1
				2	28.40	28.36	27.69	26.91	25.41	0.871	0.863	0.740	0.618	0.438	1

Note:

1. RF Output Power (W) EIRP = Conducted Output Power (dBm) + Antenna Gain (dBi)

2. Power (W)= $(10^{(Power(dBm)/10)})*10^{-3}$

Mode					Conducted Power									
BW (MHz)	Channel	Frequency (MHz)	RB No.	RB offset	pi/2 BPSK (dBm)		QPSK (dBm)		16-QAM (dBm)		64-QAM (dBm)		256-QAM (dBm)	
					TX 0	TX 1	TX 0	TX 1	TX 0	TX 1	TX 0	TX 1	TX 0	TX 1
20	630668	3460	1	0	25.15	24.57	25.12	24.54	24.31	23.89	23.80	23.16	22.19	21.57
				25	25.84	25.06	25.82	25.02	25.00	24.25	24.48	23.40	22.72	22.08
				50	25.16	24.47	25.14	24.44	24.45	23.57	23.58	22.79	22.17	21.56
			50	0	25.39	24.61	25.34	24.58	24.58	23.89	23.86	23.06	22.32	21.68
				1	25.36	24.66	25.32	24.63	24.44	23.74	24.09	22.91	22.36	21.52
	633334	3500	1	0	25.39	24.76	25.35	24.72	24.57	23.99	23.82	23.23	22.24	21.89
				25	25.12	24.36	25.07	24.33	24.41	23.68	23.56	22.79	22.26	21.55
				50	25.82	24.87	25.78	24.85	25.07	24.08	24.09	23.26	22.95	22.06
			50	0	25.19	24.45	25.17	24.43	24.45	23.76	23.40	22.94	22.02	21.40
				1	25.18	24.44	25.14	24.40	24.50	23.72	23.86	22.69	22.26	21.39
	636000	3540	1	0	25.37	24.52	25.33	24.47	24.73	23.71	24.11	23.16	22.15	21.66
				25	25.35	24.58	25.31	24.53	24.50	23.83	23.63	22.93	22.46	21.65
				50	25.15	24.47	25.13	24.42	24.45	23.53	23.64	23.00	22.19	21.64
			50	0	25.83	25.04	25.80	25.00	25.04	24.19	24.43	23.25	22.98	22.04
				1	25.78	25.01	25.75	24.98	24.89	24.32	24.34	23.51	22.83	21.80

Mode					Total Power					EIRP Power					Limit
BW (MHz)	Channel	Frequency (MHz)	RB No.	RB offset	PI/2 BPSK (dBm)	QPSK (dBm)	16-QAM (dBm)	64-QAM (dBm)	256-QAM (dBm)	PI/2 BPSK EIRP(W)	QPSK EIRP(W)	16-QAM EIRP(W)	64-QAM EIRP(W)	256-QAM EIRP(W)	Limit EIRP(W)
20	630668	3460	1	0	27.88	27.85	27.12	26.50	24.90	0.773	0.767	0.649	0.562	0.389	1
				25	28.48	28.45	27.65	26.98	25.42	0.887	0.881	0.733	0.628	0.439	1
				50	27.84	27.81	27.04	26.21	24.89	0.766	0.760	0.637	0.526	0.388	1
			50	0	28.03	27.99	27.26	26.49	25.02	0.800	0.793	0.670	0.561	0.400	1
				1	28.03	28.00	27.11	26.55	24.97	0.800	0.794	0.647	0.569	0.395	1
	633334	3500	1	0	28.10	28.06	27.30	26.55	25.08	0.813	0.805	0.676	0.569	0.406	1
				25	27.77	27.73	27.07	26.20	24.93	0.753	0.746	0.641	0.525	0.392	1
				50	28.38	28.35	27.61	26.71	25.54	0.867	0.861	0.726	0.590	0.451	1
			50	0	27.85	27.83	27.13	26.19	24.73	0.767	0.764	0.650	0.524	0.374	1
				1	27.84	27.80	27.14	26.32	24.86	0.766	0.759	0.652	0.540	0.385	1
	636000	3540	1	0	27.98	27.93	27.26	26.67	24.92	0.791	0.782	0.670	0.585	0.391	1
				25	27.99	27.95	27.19	26.30	25.08	0.793	0.785	0.659	0.537	0.406	1
				50	27.83	27.80	27.02	26.34	24.93	0.764	0.759	0.634	0.542	0.392	1
			50	0	28.46	28.43	27.65	26.89	25.55	0.883	0.877	0.733	0.615	0.452	1
				1	28.42	28.39	27.62	26.96	25.36	0.875	0.869	0.728	0.625	0.433	1

Note:

1. RF Output Power (W) EIRP = Conducted Output Power (dBm) + Antenna Gain (dBi)

2. Power (W)= $(10^{(Power(dBm)/10)})*10^{-3}$

Mode					Conducted Power									
BW (MHz)	Channel	Frequency (MHz)	RB No.	RB offset	pi/2 BPSK (dBm)		QPSK (dBm)		16-QAM (dBm)		64-QAM (dBm)		256-QAM (dBm)	
					TX 0	TX 1	TX 0	TX 1	TX 0	TX 1	TX 0	TX 1	TX 0	TX 1
30	631000	3465	1	0	25.19	24.59	25.16	24.57	24.27	23.88	23.44	23.01	22.03	21.38
				39	25.89	25.07	25.86	25.05	25.08	24.15	24.37	23.64	22.83	22.42
				77	25.19	24.50	25.17	24.46	24.33	23.69	23.85	22.84	22.13	21.67
			75	0	25.40	24.66	25.37	24.64	24.60	23.88	23.88	23.24	22.55	21.53
				3	25.39	24.67	25.36	24.64	24.76	24.02	23.95	23.02	22.29	21.42
	633334	3500	1	0	25.43	24.77	25.41	24.72	24.74	24.06	24.08	23.42	22.38	21.45
				39	25.16	24.39	25.13	24.36	24.43	23.68	23.80	22.70	22.28	21.45
				77	25.86	24.91	25.83	24.86	25.19	24.05	24.38	23.31	22.99	21.71
			75	0	25.21	24.49	25.18	24.47	24.49	23.85	23.89	22.70	22.52	21.75
				3	25.21	24.49	25.17	24.47	24.43	23.81	23.64	22.79	22.25	21.69
	635666	3535	1	0	25.41	24.57	25.37	24.52	24.73	23.91	23.87	23.08	22.44	21.63
				39	25.37	24.61	25.33	24.56	24.50	23.91	23.72	22.84	22.60	21.66
				77	25.20	24.48	25.15	24.43	24.51	23.83	23.66	23.11	22.18	21.38
			75	0	25.85	25.07	25.80	25.04	25.12	24.27	24.51	23.39	22.69	22.14
				3	25.83	25.05	25.80	25.03	25.17	24.17	24.42	23.61	22.86	22.03

Mode					Total Power					EIRP Power					Limit
BW (MHz)	Channel	Frequency (MHz)	RB No.	RB offset	PI/2 BPSK (dBm)	QPSK (dBm)	16-QAM (dBm)	64-QAM (dBm)	256-QAM (dBm)	PI/2 BPSK EIRP(W)	QPSK EIRP(W)	16-QAM EIRP(W)	64-QAM EIRP(W)	256-QAM EIRP(W)	Limit EIRP(W)
30	631000	3465	1	0	27.91	27.89	27.09	26.24	24.73	0.778	0.774	0.644	0.530	0.374	1
				39	28.51	28.48	27.65	27.03	25.64	0.893	0.887	0.733	0.635	0.461	1
				77	27.87	27.84	27.03	26.38	24.92	0.771	0.766	0.635	0.547	0.391	1
			75	0	28.06	28.03	27.27	26.58	25.08	0.805	0.800	0.671	0.573	0.406	1
				3	28.06	28.03	27.42	26.52	24.89	0.805	0.800	0.695	0.565	0.388	1
	633334	3500	1	0	28.12	28.09	27.42	26.77	24.95	0.817	0.811	0.695	0.598	0.394	1
				39	27.80	27.77	27.08	26.30	24.90	0.759	0.753	0.643	0.537	0.389	1
				77	28.42	28.38	27.67	26.89	25.41	0.875	0.867	0.736	0.615	0.438	1
			75	0	27.88	27.85	27.19	26.35	25.16	0.773	0.767	0.659	0.543	0.413	1
				3	27.88	27.84	27.14	26.25	24.99	0.773	0.766	0.652	0.531	0.397	1
	635666	3535	1	0	28.02	27.98	27.35	26.50	25.06	0.798	0.791	0.684	0.562	0.404	1
				39	28.02	27.97	27.23	26.31	25.17	0.798	0.789	0.665	0.538	0.414	1
				77	27.87	27.82	27.19	26.40	24.81	0.771	0.762	0.659	0.550	0.381	1
			75	0	28.49	28.45	27.73	27.00	25.43	0.889	0.881	0.746	0.631	0.440	1
				3	28.47	28.44	27.71	27.04	25.48	0.885	0.879	0.743	0.637	0.445	1

Note:

1. RF Output Power (W) EIRP = Conducted Output Power (dBm) + Antenna Gain (dBi)

2. Power (W)= $(10^{(Power(dBm)/10)})*10^{-3}$

Mode					Conducted Power									
BW (MHz)	Channel	Frequency (MHz)	RB No.	RB offset	pi/2 BPSK (dBm)		QPSK (dBm)		16-QAM (dBm)		64-QAM (dBm)		256-QAM (dBm)	
					TX 0	TX 1	TX 0	TX 1	TX 0	TX 1	TX 0	TX 1	TX 0	TX 1
40	631334	3470	1	0	25.20	24.60	25.16	24.56	24.32	23.92	23.77	23.20	22.03	21.69
				53	25.91	25.12	25.89	25.09	25.03	24.22	24.35	23.49	22.96	22.07
				105	25.22	24.51	25.19	24.46	24.41	23.63	23.56	23.07	22.38	21.70
			100	0	25.42	24.71	25.40	24.66	24.70	23.96	23.84	23.22	22.34	22.01
				6	25.42	24.69	25.37	24.65	24.62	23.92	23.75	23.00	22.43	21.71
	633334	3500	1	0	25.46	24.79	25.42	24.77	24.54	24.13	24.05	22.96	22.40	21.79
				53	25.21	24.44	25.16	24.40	24.51	23.57	23.52	22.88	22.47	21.21
				105	25.90	24.93	25.85	24.89	25.09	24.10	24.37	23.21	23.04	21.87
			100	0	25.25	24.54	25.23	24.49	24.56	23.69	23.44	23.04	22.33	21.56
				6	25.25	24.54	25.23	24.50	24.37	23.86	23.72	23.10	22.31	21.41
	635332	3530	1	0	25.45	24.60	25.40	24.56	24.77	23.85	24.18	23.05	22.35	21.30
				53	25.42	24.65	25.39	24.62	24.70	23.96	23.96	23.08	22.53	21.54
				105	25.21	24.52	25.16	24.48	24.28	23.78	23.87	22.92	22.10	21.35
			100	0	25.89	25.10	25.85	25.08	25.07	24.25	24.32	23.41	22.90	22.24
				6	25.87	25.06	25.84	25.02	25.16	24.36	24.26	23.53	22.93	21.99

Mode					Total Power					EIRP Power					Limit
BW (MHz)	Channel	Frequency (MHz)	RB No.	RB offset	PI/2 BPSK (dBm)	QPSK (dBm)	16-QAM (dBm)	64-QAM (dBm)	256-QAM (dBm)	PI/2 BPSK EIRP(W)	QPSK EIRP(W)	16-QAM EIRP(W)	64-QAM EIRP(W)	256-QAM EIRP(W)	Limit EIRP(W)
40	631334	3470	1	0	27.92	27.88	27.13	26.50	24.87	0.780	0.773	0.650	0.562	0.386	1
				53	28.54	28.52	27.65	26.95	25.55	0.899	0.895	0.733	0.624	0.452	1
				105	27.89	27.85	27.05	26.33	25.06	0.774	0.767	0.638	0.541	0.404	1
			100	0	28.09	28.06	27.36	26.55	25.19	0.811	0.805	0.685	0.569	0.416	1
				6	28.08	28.04	27.29	26.40	25.10	0.809	0.802	0.675	0.550	0.407	1
	633334	3500	1	0	28.15	28.12	27.35	26.55	25.12	0.822	0.817	0.684	0.569	0.409	1
				53	27.85	27.81	27.08	26.22	24.90	0.767	0.760	0.643	0.527	0.389	1
				105	28.45	28.41	27.63	26.84	25.50	0.881	0.873	0.729	0.608	0.447	1
			100	0	27.92	27.89	27.16	26.25	24.97	0.780	0.774	0.655	0.531	0.395	1
				6	27.92	27.89	27.13	26.43	24.89	0.780	0.774	0.650	0.553	0.388	1
	635332	3530	1	0	28.06	28.01	27.34	26.66	24.87	0.805	0.796	0.682	0.583	0.386	1
				53	28.06	28.03	27.36	26.55	25.07	0.805	0.800	0.685	0.569	0.405	1
				105	27.89	27.84	27.05	26.43	24.75	0.774	0.766	0.638	0.553	0.376	1
			100	0	28.52	28.49	27.69	26.90	25.59	0.895	0.889	0.740	0.617	0.456	1
				6	28.49	28.46	27.79	26.92	25.50	0.889	0.883	0.757	0.619	0.447	1

Note:

1. RF Output Power (W) EIRP = Conducted Output Power (dBm) + Antenna Gain (dBi)

2. Power (W)= $(10^{(Power(dBm)/10)})*10^{-3}$

Mode					Conducted Power									
BW (MHz)	Channel	Frequency (MHz)	RB No.	RB offset	pi/2 BPSK (dBm)		QPSK (dBm)		16-QAM (dBm)		64-QAM (dBm)		256-QAM (dBm)	
					TX 0	TX 1	TX 0	TX 1	TX 0	TX 1	TX 0	TX 1	TX 0	TX 1
50	631667	3475	1	0	25.24	24.63	25.22	24.60	24.32	23.82	23.57	23.13	22.43	21.76
				67	25.92	25.14	25.90	25.10	25.09	24.29	24.22	23.60	22.77	22.11
				132	25.27	24.55	25.25	24.52	24.45	23.86	24.00	23.11	22.36	21.47
			128	0	25.43	24.72	25.39	24.67	24.66	24.07	23.68	23.06	22.18	21.63
				5	25.44	24.71	25.41	24.67	24.81	23.97	23.82	23.14	22.53	21.59
	633334	3500	1	0	25.47	24.80	25.42	24.76	24.64	24.00	24.00	23.08	22.56	21.94
				67	25.26	24.48	25.21	24.46	24.37	23.64	23.76	22.79	22.43	21.55
				132	25.95	24.98	25.92	24.96	25.32	24.35	24.48	23.43	23.07	21.99
			128	0	25.27	24.56	25.24	24.52	24.47	23.66	23.83	23.13	22.19	21.80
				5	25.28	24.56	25.25	24.54	24.59	23.85	23.77	23.03	22.18	21.50
	635000	3525	1	0	25.49	24.64	25.47	24.61	24.83	23.98	23.97	23.10	22.54	21.77
				67	25.44	24.67	25.41	24.62	24.75	23.83	23.86	22.98	22.25	21.60
				132	25.25	24.54	25.23	24.49	24.49	23.60	23.82	23.13	22.45	21.57
			128	0	25.90	25.11	25.86	25.06	24.96	24.24	24.19	23.75	22.88	22.03
				5	25.91	25.10	25.86	25.06	25.01	24.39	24.23	23.54	23.20	22.08

Mode					Total Power					EIRP Power					Limit
BW (MHz)	Channel	Frequency (MHz)	RB No.	RB offset	PI/2 BPSK (dBm)	QPSK (dBm)	16-QAM (dBm)	64-QAM (dBm)	256-QAM (dBm)	PI/2 BPSK EIRP(W)	QPSK EIRP(W)	16-QAM EIRP(W)	64-QAM EIRP(W)	256-QAM EIRP(W)	Limit EIRP(W)
50	631667	3475	1	0	27.96	27.93	27.09	26.37	25.12	0.787	0.782	0.644	0.546	0.409	1
				67	28.56	28.53	27.72	26.93	25.46	0.904	0.897	0.745	0.621	0.443	1
				132	27.94	27.91	27.18	26.59	24.95	0.783	0.778	0.658	0.574	0.394	1
			128	0	28.10	28.06	27.39	26.39	24.92	0.813	0.805	0.690	0.548	0.391	1
				5	28.10	28.07	27.42	26.50	25.10	0.813	0.807	0.695	0.562	0.407	1
	633334	3500	1	0	28.16	28.11	27.34	26.57	25.27	0.824	0.815	0.682	0.571	0.424	1
				67	27.90	27.86	27.03	26.31	25.02	0.776	0.769	0.635	0.538	0.400	1
				132	28.50	28.48	27.87	27.00	25.57	0.891	0.887	0.771	0.631	0.454	1
			128	0	27.94	27.91	27.09	26.50	25.01	0.783	0.778	0.644	0.562	0.399	1
				5	27.95	27.92	27.25	26.43	24.86	0.785	0.780	0.668	0.553	0.385	1
	635000	3525	1	0	28.10	28.07	27.44	26.57	25.18	0.813	0.807	0.698	0.571	0.415	1
				67	28.08	28.04	27.32	26.45	24.95	0.809	0.802	0.679	0.556	0.394	1
				132	27.92	27.89	27.08	26.50	25.04	0.780	0.774	0.643	0.562	0.402	1
			128	0	28.53	28.49	27.63	26.99	25.49	0.897	0.889	0.729	0.630	0.446	1
				5	28.53	28.49	27.72	26.91	25.69	0.897	0.889	0.745	0.618	0.467	1

Note:

1. RF Output Power (W) EIRP = Conducted Output Power (dBm) + Antenna Gain (dBi)

2. Power (W)= $(10^{(Power(dBm)/10)})*10^{-3}$

Mode					Conducted Power									
BW (MHz)	Channel	Frequency (MHz)	RB No.	RB offset	pi/2 BPSK (dBm)		QPSK (dBm)		16-QAM (dBm)		64-QAM (dBm)		256-QAM (dBm)	
					TX 0	TX 1	TX 0	TX 1	TX 0	TX 1	TX 0	TX 1	TX 0	TX 1
60	632000	3480	1	0	25.29	24.65	25.26	24.60	24.37	23.95	23.89	23.29	22.40	21.85
				81	25.96	25.17	25.94	25.15	25.11	24.40	24.48	23.67	22.89	21.98
				161	25.30	24.56	25.26	24.54	24.36	23.71	23.55	22.95	22.18	21.71
			162	0	25.47	24.76	25.43	24.71	24.69	24.03	24.15	23.29	22.63	21.64
	633334	3500	1	0	25.50	24.81	25.45	24.77	24.84	23.89	23.89	23.15	22.39	21.77
				81	25.27	24.52	25.22	24.50	24.60	23.67	23.65	22.96	22.18	21.41
				161	25.98	25.02	25.95	24.99	25.06	24.38	24.17	23.45	22.94	21.98
			162	0	25.30	24.57	25.26	24.53	24.48	23.78	23.81	22.90	22.27	21.53
	634666	3520	1	0	25.52	24.69	25.49	24.64	24.86	23.91	24.17	23.17	22.71	21.65
				81	25.47	24.72	25.45	24.69	24.67	23.88	23.78	23.08	22.71	21.72
				161	25.26	24.55	25.22	24.53	24.47	23.92	23.92	23.06	22.18	21.23
			162	0	25.95	25.13	25.91	25.09	25.27	24.24	24.61	23.71	22.97	22.24

Mode					Total Power					EIRP Power					Limit
BW (MHz)	Channel	Frequency (MHz)	RB No.	RB offset	PI/2 BPSK (dBm)	QPSK (dBm)	16-QAM (dBm)	64-QAM (dBm)	256-QAM (dBm)	PI/2 BPSK EIRP(W)	QPSK EIRP(W)	16-QAM EIRP(W)	64-QAM EIRP(W)	256-QAM EIRP(W)	Limit EIRP(W)
60	632000	3480	1	0	27.99	27.95	27.18	26.61	25.14	0.793	0.785	0.658	0.577	0.411	1
				81	28.59	28.57	27.78	27.10	25.47	0.910	0.906	0.755	0.646	0.444	1
				161	27.96	27.93	27.06	26.27	24.96	0.787	0.782	0.640	0.533	0.394	1
			162	0	28.14	28.10	27.38	26.75	25.17	0.820	0.813	0.689	0.596	0.414	1
	633334	3500	1	0	28.18	28.13	27.40	26.55	25.10	0.828	0.818	0.692	0.569	0.407	1
				81	27.92	27.89	27.17	26.33	24.82	0.780	0.774	0.656	0.541	0.382	1
				161	28.54	28.51	27.74	26.84	25.50	0.899	0.893	0.748	0.608	0.447	1
			162	0	27.96	27.92	27.15	26.39	24.93	0.787	0.780	0.653	0.548	0.392	1
	634666	3520	1	0	28.14	28.10	27.42	26.71	25.22	0.820	0.813	0.695	0.590	0.419	1
				81	28.12	28.10	27.30	26.45	25.25	0.817	0.813	0.676	0.556	0.422	1
				161	27.93	27.90	27.21	26.52	24.74	0.782	0.776	0.662	0.565	0.375	1
			162	0	28.57	28.53	27.80	27.19	25.63	0.906	0.897	0.759	0.659	0.460	1

Note:

1. RF Output Power (W) EIRP = Conducted Output Power (dBm) + Antenna Gain (dBi)

2. Power (W)= $(10^{(Power(dBm)/10)})*10^{-3}$

Mode					Conducted Power									
BW (MHz)	Channel	Frequency (MHz)	RB No.	RB offset	pi/2 BPSK (dBm)		QPSK (dBm)		16-QAM (dBm)		64-QAM (dBm)		256-QAM (dBm)	
					TX 0	TX 1	TX 0	TX 1	TX 0	TX 1	TX 0	TX 1	TX 0	TX 1
70	632334	3485	1	0	25.29	24.53	25.26	24.51	24.44	23.65	23.77	22.92	22.19	21.72
				95	25.97	25.10	25.94	25.06	25.20	24.35	24.33	23.58	22.94	22.02
				188	25.31	24.58	25.27	24.54	24.54	23.88	23.85	23.08	22.33	21.67
			180	0	25.54	24.75	25.51	24.73	24.78	23.94	24.12	23.26	22.59	21.75
				9	25.55	24.73	25.50	24.68	24.63	23.98	24.05	23.20	22.57	21.73
	633334	3500	1	0	25.33	24.67	25.31	24.64	24.41	23.99	24.09	23.13	22.36	21.61
				95	26.00	25.20	25.96	25.17	25.13	24.36	24.32	23.66	22.99	22.19
				188	25.34	24.60	25.31	24.58	24.70	23.77	23.86	23.15	22.35	21.54
			180	0	25.50	24.80	25.48	24.76	24.74	24.13	23.92	23.17	22.44	21.87
				9	25.52	24.82	25.47	24.79	24.84	24.02	24.06	23.10	22.29	21.80
	634332	3515	1	0	25.32	24.57	25.29	24.54	24.42	23.82	23.79	23.27	22.32	21.42
				95	26.00	25.04	25.97	25.02	25.28	24.22	24.35	23.58	22.96	22.17
				188	25.32	24.62	25.27	24.60	24.39	23.85	23.83	22.99	22.32	21.32
			180	0	25.56	24.73	25.51	24.68	24.82	23.78	23.85	23.15	22.52	21.75
				9	25.48	24.77	25.46	24.73	24.70	24.02	24.19	23.02	22.67	21.70

Mode					Total Power					EIRP Power					Limit
BW (MHz)	Channel	Frequency (MHz)	RB No.	RB offset	PI/2 BPSK (dBm)	QPSK (dBm)	16-QAM (dBm)	64-QAM (dBm)	256-QAM (dBm)	PI/2 BPSK EIRP(W)	QPSK EIRP(W)	16-QAM EIRP(W)	64-QAM EIRP(W)	256-QAM EIRP(W)	Limit EIRP(W)
70	632334	3485	1	0	27.94	27.91	27.07	26.38	24.97	0.783	0.778	0.641	0.547	0.395	1
				95	28.57	28.53	27.81	26.98	25.51	0.906	0.897	0.760	0.628	0.448	1
				188	27.97	27.93	27.23	26.49	25.02	0.789	0.782	0.665	0.561	0.400	1
			180	0	28.17	28.15	27.39	26.72	25.20	0.826	0.822	0.690	0.592	0.417	1
				9	28.17	28.12	27.33	26.66	25.18	0.826	0.817	0.681	0.583	0.415	1
	633334	3500	1	0	28.02	28.00	27.22	26.65	25.01	0.798	0.794	0.664	0.582	0.399	1
				95	28.63	28.59	27.77	27.01	25.62	0.918	0.910	0.753	0.632	0.459	1
				188	28.00	27.97	27.27	26.53	24.97	0.794	0.789	0.671	0.566	0.395	1
			180	0	28.17	28.15	27.46	26.57	25.17	0.826	0.822	0.701	0.571	0.414	1
				9	28.19	28.15	27.46	26.62	25.06	0.830	0.822	0.701	0.578	0.404	1
	634332	3515	1	0	27.97	27.94	27.14	26.55	24.90	0.789	0.783	0.652	0.569	0.389	1
				95	28.56	28.53	27.79	26.99	25.59	0.904	0.897	0.757	0.630	0.456	1
				188	27.99	27.96	27.14	26.44	24.86	0.793	0.787	0.652	0.555	0.385	1
			180	0	28.18	28.13	27.34	26.52	25.16	0.828	0.818	0.682	0.565	0.413	1
				9	28.15	28.12	27.38	26.65	25.22	0.822	0.817	0.689	0.582	0.419	1

Note:

1. RF Output Power (W) EIRP = Conducted Output Power (dBm) + Antenna Gain (dBi)

2. Power (W)= $(10^{(Power(dBm)/10)})*10^{-3}$

Mode					Conducted Power									
BW (MHz)	Channel	Frequency (MHz)	RB No.	RB offset	pi/2 BPSK (dBm)		QPSK (dBm)		16-QAM (dBm)		64-QAM (dBm)		256-QAM (dBm)	
					TX 0	TX 1	TX 0	TX 1	TX 0	TX 1	TX 0	TX 1	TX 0	TX 1
80	632668	3490	1	0	25.31	24.58	25.29	24.56	24.40	23.81	23.75	22.95	22.18	21.51
				109	26.00	25.15	25.97	25.10	25.07	24.20	24.31	23.61	23.04	22.42
				216	25.32	24.61	25.28	24.58	24.67	23.69	23.85	23.09	22.30	21.54
			216	0	25.56	24.78	25.54	24.74	24.76	24.02	24.06	23.35	22.59	21.94
				1	25.59	24.78	25.57	24.75	24.81	23.93	24.22	23.28	22.57	21.71
	633334	3500	1	0	25.36	24.68	25.31	24.66	24.49	23.93	23.83	23.13	22.21	21.63
				109	26.03	25.24	25.98	25.20	25.09	24.30	24.51	23.76	22.73	22.03
				216	25.38	24.63	25.36	24.61	24.46	23.95	23.58	23.19	22.28	21.66
			216	0	25.55	24.84	25.50	24.79	24.65	24.17	23.95	23.40	22.50	21.73
				1	25.53	24.86	25.48	24.82	24.65	24.12	24.14	23.11	22.78	21.68
	634000	3510	1	0	25.34	24.58	25.32	24.56	24.42	23.68	23.85	22.81	22.51	21.38
				109	26.01	25.09	25.96	25.07	25.36	24.23	24.61	23.51	23.33	22.00
				216	25.35	24.63	25.31	24.60	24.66	23.96	23.72	22.98	22.33	21.75
			216	0	25.59	24.77	25.57	24.74	24.79	23.89	24.00	23.10	22.67	21.71
				1	25.53	24.79	25.49	24.75	24.79	23.91	24.14	23.24	22.76	21.87

Mode					Total Power					EIRP Power					Limit
BW (MHz)	Channel	Frequency (MHz)	RB No.	RB offset	PI/2 BPSK (dBm)	QPSK (dBm)	16-QAM (dBm)	64-QAM (dBm)	256-QAM (dBm)	PI/2 BPSK EIRP(W)	QPSK EIRP(W)	16-QAM EIRP(W)	64-QAM EIRP(W)	256-QAM EIRP(W)	Limit EIRP(W)
80	632668	3490	1	0	27.97	27.95	27.13	26.38	24.87	0.789	0.785	0.650	0.547	0.386	1
				109	28.61	28.57	27.67	26.98	25.75	0.914	0.906	0.736	0.628	0.473	1
				216	27.99	27.95	27.22	26.50	24.95	0.793	0.785	0.664	0.562	0.394	1
			216	0	28.20	28.17	27.42	26.73	25.29	0.832	0.826	0.695	0.593	0.426	1
				1	28.21	28.19	27.40	26.79	25.17	0.834	0.830	0.692	0.601	0.414	1
	633334	3500	1	0	28.04	28.01	27.23	26.50	24.94	0.802	0.796	0.665	0.562	0.393	1
				109	28.66	28.62	27.72	27.16	25.40	0.925	0.916	0.745	0.655	0.437	1
				216	28.03	28.01	27.22	26.40	24.99	0.800	0.796	0.664	0.550	0.397	1
			216	0	28.22	28.17	27.43	26.69	25.14	0.836	0.826	0.697	0.587	0.411	1
				1	28.22	28.17	27.40	26.67	25.28	0.836	0.826	0.692	0.585	0.425	1
	634000	3510	1	0	27.99	27.97	27.08	26.37	24.99	0.793	0.789	0.643	0.546	0.397	1
				109	28.58	28.55	27.84	27.11	25.73	0.908	0.902	0.766	0.647	0.471	1
				216	28.02	27.98	27.33	26.38	25.06	0.798	0.791	0.681	0.547	0.404	1
			216	0	28.21	28.19	27.37	26.58	25.23	0.834	0.830	0.687	0.573	0.420	1
				1	28.19	28.15	27.38	26.72	25.35	0.830	0.822	0.689	0.592	0.432	1

Note:

1. RF Output Power (W) EIRP = Conducted Output Power (dBm) + Antenna Gain (dBi)

2. Power (W)= $(10^{(Power(dBm)/10)})*10^{-3}$

Mode					Conducted Power									
BW (MHz)	Channel	Frequency (MHz)	RB No.	RB offset	pi/2 BPSK (dBm)		QPSK (dBm)		16-QAM (dBm)		64-QAM (dBm)		256-QAM (dBm)	
					TX 0	TX 1	TX 0	TX 1	TX 0	TX 1	TX 0	TX 1	TX 0	TX 1
90	633000	3495	1	0	25.35	24.63	25.32	24.61	24.52	23.90	23.87	23.08	22.16	21.43
				123	26.02	25.16	25.98	25.12	25.28	24.43	24.46	23.73	23.14	22.11
				244	25.33	24.64	25.28	24.61	24.62	23.98	23.71	23.09	22.24	21.66
			243	0	25.59	24.82	25.57	24.80	24.92	24.20	24.07	23.53	22.67	21.71
				2	25.61	24.81	25.59	24.78	24.71	23.97	23.97	23.33	22.58	21.83
	633334	3500	1	0	25.37	24.69	25.35	24.64	24.50	23.88	23.90	23.22	22.58	21.88
				123	26.04	25.26	26.01	25.21	25.36	24.45	24.62	23.82	22.78	22.21
				244	25.42	24.67	25.38	24.65	24.50	23.76	23.64	23.24	22.50	21.79
			243	0	25.59	24.87	25.54	24.84	24.79	24.01	24.12	23.44	22.28	21.97
				2	25.55	24.88	25.52	24.85	24.68	24.23	23.96	23.39	22.58	21.93
	633666	3505	1	0	25.39	24.62	25.35	24.59	24.61	23.97	23.96	23.05	22.28	21.69
				123	26.05	25.12	26.01	25.07	25.40	24.31	24.63	23.64	22.99	22.29
				244	25.38	24.64	25.34	24.60	24.72	23.84	24.08	23.18	22.47	21.94
			243	0	25.60	24.80	25.56	24.77	24.80	24.14	23.90	23.31	22.63	21.59
				2	25.58	24.82	25.53	24.78	24.75	24.08	24.00	23.25	22.40	21.97

Mode					Total Power					EIRP Power					Limit
BW (MHz)	Channel	Frequency (MHz)	RB No.	RB offset	PI/2 BPSK (dBm)	QPSK (dBm)	16-QAM (dBm)	64-QAM (dBm)	256-QAM (dBm)	PI/2 BPSK EIRP(W)	QPSK EIRP(W)	16-QAM EIRP(W)	64-QAM EIRP(W)	256-QAM EIRP(W)	Limit EIRP(W)
90	633000	3495	1	0	28.02	27.99	27.23	26.50	24.82	0.798	0.793	0.665	0.562	0.382	1
				123	28.62	28.58	27.89	27.12	25.67	0.916	0.908	0.774	0.649	0.465	1
				244	28.01	27.97	27.32	26.42	24.97	0.796	0.789	0.679	0.552	0.395	1
			243	0	28.23	28.21	27.59	26.82	25.23	0.838	0.834	0.723	0.605	0.420	1
				2	28.24	28.21	27.37	26.67	25.23	0.839	0.834	0.687	0.585	0.420	1
	633334	3500	1	0	28.05	28.02	27.21	26.58	25.25	0.804	0.798	0.662	0.573	0.422	1
				123	28.68	28.64	27.94	27.25	25.51	0.929	0.920	0.783	0.668	0.448	1
				244	28.07	28.04	27.16	26.45	25.17	0.807	0.802	0.655	0.556	0.414	1
			243	0	28.26	28.21	27.43	26.80	25.14	0.843	0.834	0.697	0.603	0.411	1
				2	28.24	28.21	27.47	26.69	25.28	0.839	0.834	0.703	0.587	0.425	1
	633666	3505	1	0	28.03	28.00	27.31	26.54	25.01	0.800	0.794	0.678	0.568	0.399	1
				123	28.62	28.58	27.90	27.17	25.66	0.916	0.908	0.776	0.656	0.463	1
				244	28.04	28.00	27.31	26.66	25.22	0.802	0.794	0.678	0.583	0.419	1
			243	0	28.23	28.19	27.49	26.63	25.15	0.838	0.830	0.706	0.579	0.412	1
				2	28.23	28.18	27.44	26.65	25.20	0.838	0.828	0.698	0.582	0.417	1

Note:

1. RF Output Power (W) EIRP = Conducted Output Power (dBm) + Antenna Gain (dBi)

2. Power (W)= $(10^{(Power(dBm)/10)})*10^{-3}$

Mode					Conducted Power									
BW (MHz)	Channel	Frequency (MHz)	RB No.	RB offset	pi/2 BPSK (dBm)		QPSK (dBm)		16-QAM (dBm)		64-QAM (dBm)		256-QAM (dBm)	
					TX 0	TX 1	TX 0	TX 1	TX 0	TX 1	TX 0	TX 1	TX 0	TX 1
100	633334	3500	1	0	25.41	24.73	25.36	24.70	24.67	23.97	23.69	23.28	22.48	21.50
				137	26.07	25.28	26.02	25.23	25.20	24.41	24.78	23.77	23.06	22.27
				272	25.46	24.71	25.42	24.66	24.70	23.88	23.84	23.00	22.52	21.60
			270	0	25.62	24.89	25.57	24.84	24.74	23.94	23.92	23.36	22.90	22.02
				3	25.60	24.91	25.58	24.88	24.98	24.28	23.85	23.57	22.29	21.75

Mode					Total Power					EIRP Power					Limit
BW (MHz)	Channel	Frequency (MHz)	RB No.	RB offset	PI/2 BPSK (dBm)	QPSK (dBm)	16-QAM (dBm)	64-QAM (dBm)	256-QAM (dBm)	PI/2 BPSK EIRP(W)	QPSK EIRP(W)	16-QAM EIRP(W)	64-QAM EIRP(W)	256-QAM EIRP(W)	Limit EIRP(W)
100	633334	3500	1	0	28.09	28.05	27.34	26.50	25.03	0.811	0.804	0.682	0.562	0.401	1
				137	28.70	28.65	27.83	27.31	25.69	0.933	0.923	0.764	0.678	0.467	1
				272	28.11	28.07	27.32	26.45	25.09	0.815	0.807	0.679	0.556	0.406	1
			270	0	28.28	28.23	27.37	26.66	25.49	0.847	0.838	0.687	0.583	0.446	1
				3	28.28	28.25	27.65	26.72	25.04	0.847	0.841	0.733	0.592	0.402	1

Note:

1. RF Output Power (W) EIRP = Conducted Output Power (dBm) + Antenna Gain (dBi)

2. Power (W)= $(10^{(Power(dBm)/10)})*10^{-3}$

Mode 5: 5G NR n77 (Part 27 3700~3980 MHz)

Mode					Conducted Power									
BW (MHz)	Channel	Frequency (MHz)	RB No.	RB offset	pi/2 BPSK (dBm)		QPSK (dBm)		16-QAM (dBm)		64-QAM (dBm)		256-QAM (dBm)	
					TX 0	TX 1	TX 0	TX 1	TX 0	TX 1	TX 0	TX 1	TX 0	TX 1
10	647000	3705	1	0	25.23	24.25	25.20	24.20	24.37	23.41	23.75	22.84	22.21	21.15
				12	25.78	24.87	25.73	24.83	24.97	24.21	23.96	23.35	22.78	21.78
				23	25.14	24.16	25.09	24.11	24.35	23.49	23.48	22.82	22.08	21.25
			24	0	25.28	24.21	25.26	24.18	24.56	23.44	23.75	22.52	22.41	21.33
	656000	3840	1	0	25.57	24.54	25.53	24.52	24.75	23.74	23.89	22.91	22.62	21.84
				12	26.08	25.09	26.05	25.04	25.30	24.44	24.38	23.38	23.20	21.96
				23	25.42	24.59	25.40	24.56	24.80	23.80	24.00	22.87	22.27	21.65
			24	0	25.49	24.60	25.47	24.55	24.58	23.79	24.09	23.04	22.66	21.67
	665000	3975	1	0	24.97	23.99	24.95	23.94	24.32	23.12	23.70	22.58	21.95	20.76
				12	25.55	24.53	25.52	24.48	24.73	23.73	23.95	23.02	22.48	21.34
				23	24.98	23.98	24.94	23.96	24.10	23.25	23.56	22.23	22.04	21.05
			24	0	25.02	24.19	25.00	24.17	24.23	23.30	23.53	22.78	22.08	21.02

Mode					Total Power					EIRP Power					Limit
BW (MHz)	Channel	Frequency (MHz)	RB No.	RB offset	PI/2 BPSK (dBm)	QPSK (dBm)	16-QAM (dBm)	64-QAM (dBm)	256-QAM (dBm)	PI/2 BPSK EIRP(W)	QPSK EIRP(W)	16-QAM EIRP(W)	64-QAM EIRP(W)	256-QAM EIRP(W)	Limit EIRP(W)
10	647000	3705	1	0	27.78	27.74	26.93	26.33	24.72	0.755	0.748	0.621	0.541	0.373	1
				12	28.36	28.31	27.62	26.68	25.32	0.863	0.853	0.728	0.586	0.429	1
				23	27.69	27.64	26.95	26.17	24.70	0.740	0.731	0.624	0.521	0.372	1
			24	0	27.79	27.76	27.05	26.19	24.91	0.757	0.752	0.638	0.524	0.390	1
	656000	3840	1	0	28.10	28.06	27.28	26.44	25.26	0.813	0.805	0.673	0.555	0.423	1
				12	28.62	28.58	27.90	26.92	25.63	0.916	0.908	0.776	0.619	0.460	1
				23	28.04	28.01	27.34	26.48	24.98	0.802	0.796	0.682	0.560	0.396	1
			24	0	28.08	28.04	27.21	26.61	25.20	0.809	0.802	0.662	0.577	0.417	1
	665000	3975	1	0	27.52	27.48	26.77	26.19	24.41	0.711	0.705	0.598	0.524	0.348	1
				12	28.08	28.04	27.27	26.52	24.96	0.809	0.802	0.671	0.565	0.394	1
				23	27.52	27.49	26.71	25.96	24.58	0.711	0.706	0.590	0.497	0.361	1
			24	0	27.64	27.62	26.80	26.18	24.59	0.731	0.728	0.603	0.522	0.362	1

Note:

1. RF Output Power (W) EIRP = Conducted Output Power (dBm) + Antenna Gain (dBi)

2. Power (W)= $(10^{(Power(dBm)/10)})*10^{-3}$

Mode					Conducted Power									
BW (MHz)	Channel	Frequency (MHz)	RB No.	RB offset	pi/2 BPSK (dBm)		QPSK (dBm)		16-QAM (dBm)		64-QAM (dBm)		256-QAM (dBm)	
					TX 0	TX 1	TX 0	TX 1	TX 0	TX 1	TX 0	TX 1	TX 0	TX 1
15	647168	3707.5	1	0	25.25	24.27	25.22	24.22	24.56	23.58	23.54	22.82	22.23	21.32
				19	25.83	24.92	25.80	24.87	24.95	24.04	24.32	23.28	22.82	21.76
				37	25.16	24.21	25.14	24.18	24.26	23.44	23.49	22.56	22.14	21.42
			36	0	25.30	24.25	25.25	24.21	24.35	23.43	24.06	22.44	22.54	21.53
				2	25.31	24.20	25.29	24.15	24.67	23.46	23.68	22.75	22.17	21.10
	656000	3840	1	0	25.58	24.56	25.56	24.53	24.90	23.79	23.97	23.04	22.49	21.80
				19	26.09	25.10	26.07	25.05	25.24	24.35	24.46	23.29	23.29	22.12
				37	25.46	24.61	25.44	24.57	24.55	23.77	23.68	23.08	22.28	21.38
			36	0	25.54	24.64	25.49	24.59	24.76	23.97	23.74	23.26	22.52	21.58
				2	25.43	24.64	25.41	24.59	24.69	23.84	23.90	22.89	22.36	21.79
	664832	3972.5	1	0	25.02	24.00	24.99	23.96	24.38	23.20	23.38	22.53	22.08	21.01
				19	25.59	24.57	25.55	24.53	24.67	23.73	24.02	23.18	22.67	21.70
				37	25.01	23.99	24.96	23.97	24.26	23.34	23.50	22.43	21.93	20.88
			36	0	25.06	24.20	25.03	24.18	24.25	23.37	23.43	22.65	21.84	21.44
				2	25.11	24.17	25.08	24.13	24.28	23.44	23.64	22.58	21.88	21.37

Mode					Total Power					EIRP Power					Limit
BW (MHz)	Channel	Frequency (MHz)	RB No.	RB offset	PI/2 BPSK (dBm)	QPSK (dBm)	16-QAM (dBm)	64-QAM (dBm)	256-QAM (dBm)	PI/2 BPSK EIRP(W)	QPSK EIRP(W)	16-QAM EIRP(W)	64-QAM EIRP(W)	256-QAM EIRP(W)	Limit EIRP(W)
15	647168	3707.5	1	0	27.80	27.76	27.11	26.21	24.81	0.759	0.752	0.647	0.526	0.381	1
				19	28.41	28.37	27.53	26.84	25.33	0.873	0.865	0.713	0.608	0.430	1
				37	27.72	27.70	26.88	26.06	24.81	0.745	0.741	0.614	0.508	0.381	1
			36	0	27.82	27.77	26.92	26.34	25.07	0.762	0.753	0.619	0.542	0.405	1
				2	27.80	27.77	27.12	26.25	24.68	0.759	0.753	0.649	0.531	0.370	1
	656000	3840	1	0	28.11	28.09	27.39	26.54	25.17	0.815	0.811	0.690	0.568	0.414	1
				19	28.63	28.60	27.83	26.92	25.75	0.918	0.912	0.764	0.619	0.473	1
				37	28.07	28.04	27.19	26.40	24.86	0.807	0.802	0.659	0.550	0.385	1
			36	0	28.12	28.07	27.39	26.52	25.09	0.817	0.807	0.690	0.565	0.406	1
				2	28.06	28.03	27.30	26.43	25.09	0.805	0.800	0.676	0.553	0.406	1
	664832	3972.5	1	0	27.55	27.52	26.84	25.99	24.59	0.716	0.711	0.608	0.500	0.362	1
				19	28.12	28.08	27.24	26.63	25.22	0.817	0.809	0.667	0.579	0.419	1
				37	27.54	27.50	26.83	26.01	24.45	0.714	0.708	0.607	0.502	0.351	1
			36	0	27.66	27.64	26.84	26.07	24.65	0.735	0.731	0.608	0.509	0.367	1
				2	27.68	27.64	26.89	26.15	24.64	0.738	0.731	0.615	0.519	0.366	1

Note:

1. RF Output Power (W) EIRP = Conducted Output Power (dBm) + Antenna Gain (dBi)

2. Power (W)= $(10^{(Power(dBm)/10)})*10^{-3}$

Mode					Conducted Power									
BW (MHz)	Channel	Frequency (MHz)	RB No.	RB offset	pi/2 BPSK (dBm)		QPSK (dBm)		16-QAM (dBm)		64-QAM (dBm)		256-QAM (dBm)	
					TX 0	TX 1	TX 0	TX 1	TX 0	TX 1	TX 0	TX 1	TX 0	TX 1
20	647334	3710	1	0	25.27	24.31	25.25	24.29	24.53	23.66	23.97	22.77	22.31	21.39
				25	25.87	24.96	25.82	24.93	25.20	24.18	24.24	23.37	22.93	21.67
				50	25.21	24.24	25.19	24.22	24.56	23.60	23.79	22.64	22.17	21.30
			50	0	25.31	24.26	25.28	24.21	24.41	23.46	23.85	22.79	22.22	21.38
				1	25.34	24.23	25.30	24.19	24.61	23.36	23.85	22.65	22.29	21.52
	656000	3840	1	0	25.60	24.60	25.58	24.56	24.74	23.92	24.22	23.20	22.47	21.79
				25	26.10	25.13	26.08	25.10	25.30	24.39	24.69	23.34	22.92	22.36
				50	25.51	24.64	25.48	24.62	24.61	23.93	23.93	23.14	22.50	21.71
			50	0	25.55	24.65	25.52	24.61	24.80	23.72	23.91	22.89	22.70	21.58
				1	25.47	24.65	25.43	24.60	24.55	23.81	24.11	22.94	22.42	21.98
	664666	3970	1	0	25.05	24.05	25.03	24.01	24.27	23.35	23.61	22.49	22.13	21.07
				25	25.61	24.59	25.56	24.55	24.92	23.79	23.93	23.03	22.74	21.54
				50	25.04	24.00	25.02	23.95	24.12	23.34	23.37	22.32	21.94	21.10
			50	0	25.09	24.22	25.07	24.19	24.40	23.41	23.44	22.79	22.08	21.44
				1	25.13	24.21	25.10	24.16	24.20	23.33	23.74	22.64	21.97	21.50

Mode					Total Power					EIRP Power					Limit
BW (MHz)	Channel	Frequency (MHz)	RB No.	RB offset	PI/2 BPSK (dBm)	QPSK (dBm)	16-QAM (dBm)	64-QAM (dBm)	256-QAM (dBm)	PI/2 BPSK EIRP(W)	QPSK EIRP(W)	16-QAM EIRP(W)	64-QAM EIRP(W)	256-QAM EIRP(W)	Limit EIRP(W)
20	647334	3710	1	0	27.83	27.81	27.13	26.42	24.88	0.764	0.760	0.650	0.552	0.387	1
				25	28.45	28.41	27.73	26.84	25.36	0.881	0.873	0.746	0.608	0.433	1
				50	27.76	27.74	27.12	26.26	24.77	0.752	0.748	0.649	0.532	0.378	1
			50	0	27.83	27.79	26.97	26.36	24.83	0.764	0.757	0.627	0.545	0.383	1
				1	27.83	27.79	27.04	26.30	24.93	0.764	0.757	0.637	0.537	0.392	1
	656000	3840	1	0	28.14	28.11	27.36	26.75	25.15	0.820	0.815	0.685	0.596	0.412	1
				25	28.65	28.63	27.88	27.08	25.66	0.923	0.918	0.773	0.643	0.463	1
				50	28.11	28.08	27.29	26.56	25.13	0.815	0.809	0.675	0.570	0.410	1
			50	0	28.13	28.10	27.30	26.44	25.19	0.818	0.813	0.676	0.555	0.416	1
				1	28.09	28.05	27.21	26.57	25.22	0.811	0.804	0.662	0.571	0.419	1
	664666	3970	1	0	27.59	27.56	26.84	26.10	24.64	0.723	0.718	0.608	0.513	0.366	1
				25	28.14	28.09	27.40	26.51	25.19	0.820	0.811	0.692	0.564	0.416	1
				50	27.56	27.53	26.76	25.89	24.55	0.718	0.713	0.597	0.489	0.359	1
			50	0	27.69	27.66	26.94	26.14	24.78	0.740	0.735	0.622	0.518	0.378	1
				1	27.70	27.67	26.80	26.24	24.75	0.741	0.736	0.603	0.530	0.376	1

Note:

1. RF Output Power (W) EIRP = Conducted Output Power (dBm) + Antenna Gain (dBi)

2. Power (W)= $(10^{(Power(dBm)/10)})*10^{-3}$

Mode					Conducted Power									
BW (MHz)	Channel	Frequency (MHz)	RB No.	RB offset	pi/2 BPSK (dBm)		QPSK (dBm)		16-QAM (dBm)		64-QAM (dBm)		256-QAM (dBm)	
					TX 0	TX 1	TX 0	TX 1	TX 0	TX 1	TX 0	TX 1	TX 0	TX 1
30	647668	3715	1	0	25.28	24.34	25.23	24.31	24.57	23.63	23.86	22.78	22.36	21.55
				39	25.91	24.99	25.89	24.96	25.10	24.06	24.52	23.54	22.73	22.07
				77	25.23	24.26	25.19	24.23	24.56	23.34	23.62	22.82	22.37	21.42
			75	0	25.34	24.28	25.29	24.26	24.45	23.54	23.87	22.65	22.36	21.25
				3	25.37	24.25	25.35	24.20	24.55	23.47	23.80	22.91	22.64	21.33
	656000	3840	1	0	25.61	24.61	25.56	24.58	24.78	23.98	24.34	23.06	22.87	21.77
				39	26.13	25.16	26.11	25.14	25.46	24.40	24.70	23.47	23.30	22.17
				77	25.56	24.67	25.51	24.63	24.62	23.77	24.13	23.08	22.54	21.62
			75	0	25.56	24.66	25.53	24.61	24.90	23.83	23.99	23.04	22.68	21.53
				3	25.50	24.68	25.48	24.65	24.61	23.79	23.97	23.35	22.52	21.56
	664332	3965	1	0	25.07	24.08	25.05	24.03	24.26	23.37	23.44	22.45	22.17	21.06
				39	25.64	24.63	25.59	24.58	24.75	23.77	24.24	23.24	22.61	21.44
				77	25.06	24.02	25.01	23.97	24.21	23.23	23.42	22.25	22.03	20.87
			75	0	25.14	24.25	25.11	24.22	24.35	23.41	23.61	22.78	22.18	21.06
				3	25.16	24.23	25.14	24.18	24.36	23.55	23.70	22.73	22.11	21.36

Mode					Total Power					EIRP Power					Limit
BW (MHz)	Channel	Frequency (MHz)	RB No.	RB offset	PI/2 BPSK (dBm)	QPSK (dBm)	16-QAM (dBm)	64-QAM (dBm)	256-QAM (dBm)	PI/2 BPSK EIRP(W)	QPSK EIRP(W)	16-QAM EIRP(W)	64-QAM EIRP(W)	256-QAM EIRP(W)	Limit EIRP(W)
30	647668	3715	1	0	27.85	27.80	27.14	26.36	24.98	0.767	0.759	0.652	0.545	0.396	1
				39	28.48	28.46	27.62	27.07	25.42	0.887	0.883	0.728	0.641	0.439	1
				77	27.78	27.75	27.00	26.25	24.93	0.755	0.750	0.631	0.531	0.392	1
			75	0	27.85	27.82	27.03	26.31	24.85	0.767	0.762	0.635	0.538	0.385	1
				3	27.86	27.82	27.05	26.39	25.04	0.769	0.762	0.638	0.548	0.402	1
	656000	3840	1	0	28.15	28.11	27.41	26.76	25.37	0.822	0.815	0.693	0.597	0.434	1
				39	28.68	28.66	27.97	27.14	25.78	0.929	0.925	0.789	0.652	0.476	1
				77	28.15	28.10	27.23	26.65	25.11	0.822	0.813	0.665	0.582	0.408	1
			75	0	28.14	28.10	27.41	26.55	25.15	0.820	0.813	0.693	0.569	0.412	1
				3	28.12	28.10	27.23	26.68	25.08	0.817	0.813	0.665	0.586	0.406	1
	664332	3965	1	0	27.61	27.58	26.85	25.98	24.66	0.726	0.721	0.610	0.499	0.368	1
				39	28.17	28.12	27.30	26.78	25.07	0.826	0.817	0.676	0.600	0.405	1
				77	27.58	27.53	26.76	25.88	24.50	0.721	0.713	0.597	0.488	0.355	1
			75	0	27.73	27.70	26.92	26.23	24.67	0.746	0.741	0.619	0.528	0.369	1
				3	27.73	27.70	26.98	26.25	24.76	0.746	0.741	0.628	0.531	0.377	1

Note:

1. RF Output Power (W) EIRP = Conducted Output Power (dBm) + Antenna Gain (dBi)

2. Power (W)= $(10^{(Power(dBm)/10)})*10^{-3}$

Mode					Conducted Power									
BW (MHz)	Channel	Frequency (MHz)	RB No.	RB offset	pi/2 BPSK (dBm)		QPSK (dBm)		16-QAM (dBm)		64-QAM (dBm)		256-QAM (dBm)	
					TX 0	TX 1	TX 0	TX 1	TX 0	TX 1	TX 0	TX 1	TX 0	TX 1
40	648000	3720	1	0	25.33	24.38	25.30	24.36	24.48	23.60	23.52	22.67	22.50	21.31
				53	25.92	25.00	25.89	24.97	24.99	24.13	24.44	23.44	22.85	21.89
				105	25.28	24.31	25.26	24.27	24.39	23.56	23.72	22.85	22.30	21.33
			100	0	25.38	24.30	25.35	24.27	24.56	23.43	23.82	22.84	22.24	21.40
				6	25.38	24.29	25.33	24.24	24.47	23.53	23.75	23.02	22.52	21.35
	656000	3840	1	0	25.64	24.63	25.61	24.61	24.85	23.93	24.06	22.87	22.77	21.75
				53	26.18	25.19	26.15	25.17	25.48	24.51	24.57	23.54	23.12	22.25
				105	25.61	24.71	25.57	24.68	24.79	23.98	24.22	23.07	22.70	21.86
			100	0	25.57	24.67	25.52	24.65	24.88	23.75	24.06	23.16	22.74	21.36
				6	25.55	24.70	25.52	24.65	24.75	23.77	23.97	23.16	22.39	21.66
	664000	3960	1	0	25.12	24.13	25.09	24.10	24.29	23.32	23.68	22.55	22.16	21.03
				53	25.66	24.67	25.64	24.65	25.00	23.76	23.94	23.10	22.67	21.57
				105	25.08	24.05	25.03	24.03	24.24	23.43	23.34	22.54	21.94	21.17
			100	0	25.16	24.28	25.11	24.24	24.37	23.49	23.75	22.74	22.00	21.22
				6	25.17	24.28	25.12	24.24	24.33	23.63	23.48	22.92	21.97	21.52

Mode					Total Power					EIRP Power					Limit
BW (MHz)	Channel	Frequency (MHz)	RB No.	RB offset	PI/2 BPSK (dBm)	QPSK (dBm)	16-QAM (dBm)	64-QAM (dBm)	256-QAM (dBm)	PI/2 BPSK EIRP(W)	QPSK EIRP(W)	16-QAM EIRP(W)	64-QAM EIRP(W)	256-QAM EIRP(W)	Limit EIRP(W)
40	648000	3720	1	0	27.89	27.87	27.07	26.13	24.96	0.774	0.771	0.641	0.516	0.394	1
				53	28.49	28.46	27.59	26.98	25.41	0.889	0.883	0.723	0.628	0.438	1
				105	27.83	27.80	27.01	26.32	24.85	0.764	0.759	0.632	0.540	0.385	1
			100	0	27.88	27.85	27.04	26.37	24.85	0.773	0.767	0.637	0.546	0.385	1
				6	27.88	27.83	27.04	26.41	24.98	0.773	0.764	0.637	0.551	0.396	1
	656000	3840	1	0	28.17	28.15	27.42	26.52	25.30	0.826	0.822	0.695	0.565	0.427	1
				53	28.72	28.70	28.03	27.10	25.72	0.938	0.933	0.800	0.646	0.470	1
				105	28.19	28.16	27.41	26.69	25.31	0.830	0.824	0.693	0.587	0.428	1
			100	0	28.15	28.12	27.36	26.64	25.11	0.822	0.817	0.685	0.581	0.408	1
				6	28.16	28.12	27.30	26.59	25.05	0.824	0.817	0.676	0.574	0.403	1
	664000	3960	1	0	27.66	27.63	26.84	26.16	24.64	0.735	0.729	0.608	0.520	0.366	1
				53	28.20	28.18	27.43	26.55	25.17	0.832	0.828	0.697	0.569	0.414	1
				105	27.61	27.57	26.86	25.97	24.58	0.726	0.719	0.611	0.498	0.361	1
			100	0	27.75	27.71	26.96	26.28	24.64	0.750	0.743	0.625	0.535	0.366	1
				6	27.76	27.71	27.00	26.22	24.76	0.752	0.743	0.631	0.527	0.377	1

Note:

1. RF Output Power (W) EIRP = Conducted Output Power (dBm) + Antenna Gain (dBi)

2. Power (W)= $(10^{(Power(dBm)/10)})*10^{-3}$

Mode					Conducted Power									
BW (MHz)	Channel	Frequency (MHz)	RB No.	RB offset	pi/2 BPSK (dBm)		QPSK (dBm)		16-QAM (dBm)		64-QAM (dBm)		256-QAM (dBm)	
					TX 0	TX 1	TX 0	TX 1	TX 0	TX 1	TX 0	TX 1	TX 0	TX 1
50	648334	3725	1	0	25.35	24.42	25.32	24.40	24.65	23.70	23.65	22.89	22.28	21.31
				67	25.97	25.02	25.94	24.99	25.25	24.12	24.32	23.42	22.98	22.04
				132	25.30	24.35	25.27	24.30	24.54	23.65	23.75	22.75	22.40	21.29
			128	0	25.39	24.35	25.37	24.31	24.62	23.70	23.85	22.89	22.32	21.37
				5	25.43	24.34	25.40	24.29	24.52	23.68	23.77	22.85	22.53	21.41
	656000	3840	1	0	25.66	24.68	25.62	24.63	24.76	23.98	24.12	23.33	22.50	21.54
				67	26.20	25.24	26.18	25.19	25.30	24.47	24.65	23.78	23.16	22.31
				132	25.65	24.75	25.63	24.70	25.02	23.92	24.01	23.16	22.66	21.75
			128	0	25.62	24.70	25.58	24.66	24.94	23.94	24.03	22.94	22.69	21.60
				5	25.59	24.71	25.57	24.69	24.85	24.03	24.09	23.15	22.43	21.56
	663666	3955	1	0	25.16	24.16	25.13	24.13	24.28	23.36	23.57	22.60	22.22	21.36
				67	25.67	24.72	25.64	24.68	24.82	24.02	23.91	23.10	22.81	21.91
				132	25.11	24.06	25.07	24.02	24.30	23.23	23.51	22.61	22.01	21.07
			128	0	25.20	24.31	25.16	24.27	24.48	23.53	23.69	22.83	22.22	21.23
				5	25.21	24.31	25.18	24.26	24.39	23.54	23.69	22.61	22.18	21.38

Mode					Total Power					EIRP Power					Limit
BW (MHz)	Channel	Frequency (MHz)	RB No.	RB offset	PI/2 BPSK (dBm)	QPSK (dBm)	16-QAM (dBm)	64-QAM (dBm)	256-QAM (dBm)	PI/2 BPSK EIRP(W)	QPSK EIRP(W)	16-QAM EIRP(W)	64-QAM EIRP(W)	256-QAM EIRP(W)	Limit EIRP(W)
50	648334	3725	1	0	27.92	27.89	27.21	26.30	24.83	0.780	0.774	0.662	0.537	0.383	1
				67	28.53	28.50	27.73	26.90	25.55	0.897	0.891	0.746	0.617	0.452	1
				132	27.86	27.82	27.13	26.29	24.89	0.769	0.762	0.650	0.536	0.388	1
			128	0	27.91	27.88	27.19	26.41	24.88	0.778	0.773	0.659	0.551	0.387	1
				5	27.93	27.89	27.13	26.34	25.02	0.782	0.774	0.650	0.542	0.400	1
	656000	3840	1	0	28.21	28.16	27.40	26.75	25.06	0.834	0.824	0.692	0.596	0.404	1
				67	28.76	28.72	27.92	27.25	25.77	0.946	0.938	0.780	0.668	0.475	1
				132	28.23	28.20	27.52	26.62	25.24	0.838	0.832	0.711	0.578	0.421	1
			128	0	28.19	28.15	27.48	26.53	25.19	0.830	0.822	0.705	0.566	0.416	1
				5	28.18	28.16	27.47	26.66	25.03	0.828	0.824	0.703	0.583	0.401	1
	663666	3955	1	0	27.70	27.67	26.85	26.12	24.82	0.741	0.736	0.610	0.515	0.382	1
				67	28.23	28.20	27.45	26.53	25.39	0.838	0.832	0.700	0.566	0.436	1
				132	27.63	27.59	26.81	26.09	24.58	0.729	0.723	0.604	0.512	0.361	1
			128	0	27.79	27.75	27.04	26.29	24.76	0.757	0.750	0.637	0.536	0.377	1
				5	27.79	27.75	27.00	26.19	24.81	0.757	0.750	0.631	0.524	0.381	1

Note:

1. RF Output Power (W) EIRP = Conducted Output Power (dBm) + Antenna Gain (dBi)

2. Power (W)= $(10^{(Power(dBm)/10)})*10^{-3}$

Mode					Conducted Power									
BW (MHz)	Channel	Frequency (MHz)	RB No.	RB offset	pi/2 BPSK (dBm)		QPSK (dBm)		16-QAM (dBm)		64-QAM (dBm)		256-QAM (dBm)	
					TX 0	TX 1	TX 0	TX 1	TX 0	TX 1	TX 0	TX 1	TX 0	TX 1
60	648668	3730	1	0	25.37	24.44	25.35	24.40	24.60	23.71	24.06	22.97	22.18	21.59
				81	26.01	25.03	25.97	24.99	25.27	24.32	24.28	23.36	23.05	22.18
				161	25.35	24.40	25.30	24.37	24.57	23.67	24.02	22.85	22.19	21.43
			162	0	25.44	24.39	25.41	24.35	24.77	23.51	23.83	22.93	22.36	21.52
	656000	3840	1	0	25.68	24.72	25.64	24.68	24.88	23.89	24.26	23.14	22.76	21.68
				81	26.25	25.26	26.20	25.21	25.60	24.54	24.66	23.58	23.21	22.39
				161	25.67	24.78	25.65	24.73	24.98	23.95	24.23	23.07	22.67	21.96
			162	0	25.63	24.73	25.61	24.69	24.79	23.79	24.33	23.22	22.71	21.80
	663332	3950	1	0	25.19	24.20	25.17	24.16	24.37	23.31	23.84	22.57	22.33	21.22
				81	25.71	24.75	25.69	24.70	25.01	24.05	24.05	23.24	22.83	21.68
				161	25.16	24.08	25.11	24.06	24.24	23.18	23.54	22.80	22.33	21.25
			162	0	25.22	24.33	25.17	24.28	24.37	23.41	23.58	22.71	22.39	21.16

Mode					Total Power					EIRP Power					Limit
BW (MHz)	Channel	Frequency (MHz)	RB No.	RB offset	PI/2 BPSK (dBm)	QPSK (dBm)	16-QAM (dBm)	64-QAM (dBm)	256-QAM (dBm)	PI/2 BPSK EIRP(W)	QPSK EIRP(W)	16-QAM EIRP(W)	64-QAM EIRP(W)	256-QAM EIRP(W)	Limit EIRP(W)
60	648668	3730	1	0	27.94	27.91	27.19	26.56	24.91	0.783	0.778	0.659	0.570	0.390	1
				81	28.56	28.52	27.83	26.85	25.65	0.904	0.895	0.764	0.610	0.462	1
				161	27.91	27.87	27.15	26.48	24.84	0.778	0.771	0.653	0.560	0.384	1
			162	0	27.96	27.92	27.20	26.41	24.97	0.787	0.780	0.661	0.551	0.395	1
	656000	3840	1	0	28.24	28.20	27.42	26.75	25.26	0.839	0.832	0.695	0.596	0.423	1
				81	28.79	28.74	28.11	27.16	25.83	0.953	0.942	0.815	0.655	0.482	1
				161	28.26	28.22	27.51	26.70	25.34	0.843	0.836	0.710	0.589	0.431	1
			162	0	28.21	28.18	27.33	26.82	25.29	0.834	0.828	0.681	0.605	0.426	1
	663332	3950	1	0	27.73	27.70	26.88	26.26	24.82	0.746	0.741	0.614	0.532	0.382	1
				81	28.27	28.23	27.57	26.67	25.30	0.845	0.838	0.719	0.585	0.427	1
				161	27.66	27.63	26.75	26.20	24.83	0.735	0.729	0.596	0.525	0.383	1
			162	0	27.81	27.76	26.93	26.18	24.83	0.760	0.752	0.621	0.522	0.383	1

Note:

1. RF Output Power (W) EIRP = Conducted Output Power (dBm) + Antenna Gain (dBi)

2. Power (W)= $(10^{(Power(dBm)/10)})*10^{-3}$

Mode					Conducted Power									
BW (MHz)	Channel	Frequency (MHz)	RB No.	RB offset	pi/2 BPSK (dBm)		QPSK (dBm)		16-QAM (dBm)		64-QAM (dBm)		256-QAM (dBm)	
					TX 0	TX 1	TX 0	TX 1	TX 0	TX 1	TX 0	TX 1	TX 0	TX 1
70	649000	3735	1	0	25.41	24.46	25.36	24.41	24.49	23.80	23.85	22.78	22.68	21.76
				95	26.06	25.06	26.03	25.01	25.17	24.22	24.54	23.62	23.28	22.14
				188	25.39	24.44	25.36	24.39	24.52	23.77	24.02	23.04	22.25	21.40
			180	0	25.47	24.42	25.44	24.40	24.73	23.79	23.92	22.82	22.47	21.74
				9	25.37	24.48	25.35	24.45	24.58	23.76	23.80	23.24	22.19	21.70
	656000	3840	1	0	25.72	24.75	25.68	24.71	24.99	24.11	24.29	23.18	22.84	22.05
				95	26.29	25.30	26.27	25.27	25.51	24.37	24.73	23.75	23.44	22.25
				188	25.71	24.83	25.69	24.79	25.02	24.12	24.02	23.14	22.45	21.80
			180	0	25.66	24.74	25.64	24.69	24.92	24.00	24.38	23.05	22.45	21.83
				9	25.77	24.78	25.72	24.75	25.08	24.14	24.26	23.13	22.88	21.59
	663000	3945	1	0	25.21	24.22	25.16	24.19	24.46	23.45	23.57	22.74	22.12	21.18
				95	25.72	24.78	25.68	24.73	24.97	23.95	24.18	23.37	22.77	21.58
				188	25.17	24.13	25.12	24.11	24.40	23.26	23.65	22.63	22.20	21.16
			180	0	25.24	24.38	25.19	24.33	24.48	23.64	23.86	22.72	22.09	21.40
				9	25.24	24.31	25.19	24.27	24.29	23.37	23.73	22.86	22.37	21.34

Mode					Total Power					EIRP Power					Limit
BW (MHz)	Channel	Frequency (MHz)	RB No.	RB offset	PI/2 BPSK (dBm)	QPSK (dBm)	16-QAM (dBm)	64-QAM (dBm)	256-QAM (dBm)	PI/2 BPSK EIRP(W)	QPSK EIRP(W)	16-QAM EIRP(W)	64-QAM EIRP(W)	256-QAM EIRP(W)	Limit EIRP(W)
70	649000	3735	1	0	27.97	27.92	27.17	26.36	25.25	0.789	0.780	0.656	0.545	0.422	1
				95	28.60	28.56	27.73	27.11	25.76	0.912	0.904	0.746	0.647	0.474	1
				188	27.95	27.91	27.17	26.57	24.86	0.785	0.778	0.656	0.571	0.385	1
			180	0	27.99	27.96	27.30	26.42	25.13	0.793	0.787	0.676	0.552	0.410	1
				9	27.96	27.93	27.20	26.54	24.96	0.787	0.782	0.661	0.568	0.394	1
	656000	3840	1	0	28.27	28.23	27.58	26.78	25.47	0.845	0.838	0.721	0.600	0.444	1
				95	28.83	28.81	27.99	27.28	25.90	0.962	0.957	0.793	0.673	0.490	1
				188	28.30	28.27	27.60	26.61	25.15	0.851	0.845	0.724	0.577	0.412	1
			180	0	28.23	28.20	27.49	26.78	25.16	0.838	0.832	0.706	0.600	0.413	1
				9	28.31	28.27	27.65	26.74	25.29	0.853	0.845	0.733	0.594	0.426	1
	663000	3945	1	0	27.75	27.71	26.99	26.19	24.69	0.750	0.743	0.630	0.524	0.371	1
				95	28.29	28.24	27.50	26.80	25.23	0.849	0.839	0.708	0.603	0.420	1
				188	27.69	27.65	26.88	26.18	24.72	0.740	0.733	0.614	0.522	0.373	1
			180	0	27.84	27.79	27.09	26.34	24.77	0.766	0.757	0.644	0.542	0.378	1
				9	27.81	27.76	26.86	26.33	24.90	0.760	0.752	0.611	0.541	0.389	1

Note:

1. RF Output Power (W) EIRP = Conducted Output Power (dBm) + Antenna Gain (dBi)

2. Power (W)= $(10^{(Power(dBm)/10)})*10^{-3}$

Mode					Conducted Power									
BW (MHz)	Channel	Frequency (MHz)	RB No.	RB offset	pi/2 BPSK (dBm)		QPSK (dBm)		16-QAM (dBm)		64-QAM (dBm)		256-QAM (dBm)	
					TX 0	TX 1	TX 0	TX 1	TX 0	TX 1	TX 0	TX 1	TX 0	TX 1
80	649334	3740	1	0	25.43	24.49	25.41	24.46	24.65	23.64	23.99	23.17	22.47	21.56
				109	26.10	25.11	26.06	25.08	25.19	24.42	24.38	23.56	23.18	22.20
				216	25.44	24.48	25.42	24.43	24.62	23.57	23.89	22.81	22.27	21.46
			216	0	25.49	24.43	25.46	24.39	24.81	23.64	24.06	22.90	22.61	21.34
				1	25.41	24.50	25.36	24.45	24.52	23.75	24.04	23.07	22.19	21.44
	656000	3840	1	0	25.75	24.79	25.71	24.74	24.94	23.87	24.46	23.00	22.82	21.70
				109	26.31	25.35	26.27	25.31	25.39	24.52	25.02	23.82	23.31	22.50
				216	25.74	24.86	25.70	24.84	24.93	23.94	24.30	23.53	22.91	22.08
			216	0	25.70	24.78	25.66	24.74	24.93	24.12	24.04	23.41	22.71	21.89
				1	25.78	24.79	25.75	24.76	25.12	23.88	24.15	23.44	22.63	21.71
	662666	3940	1	0	25.25	24.26	25.20	24.22	24.33	23.51	23.74	22.72	22.39	21.12
				109	25.77	24.81	25.73	24.76	25.12	23.97	24.18	23.28	22.87	22.02
				216	25.19	24.18	25.15	24.16	24.53	23.33	23.65	22.62	22.16	21.27
			216	0	25.25	24.40	25.22	24.38	24.45	23.74	23.70	22.89	22.22	21.30
				1	25.25	24.34	25.22	24.30	24.48	23.59	23.44	22.95	22.20	21.25

Mode					Total Power					EIRP Power					Limit
BW (MHz)	Channel	Frequency (MHz)	RB No.	RB offset	PI/2 BPSK (dBm)	QPSK (dBm)	16-QAM (dBm)	64-QAM (dBm)	256-QAM (dBm)	PI/2 BPSK EIRP(W)	QPSK EIRP(W)	16-QAM EIRP(W)	64-QAM EIRP(W)	256-QAM EIRP(W)	Limit EIRP(W)
80	649334	3740	1	0	28.00	27.97	27.18	26.61	25.05	0.794	0.789	0.658	0.577	0.403	1
				109	28.64	28.61	27.83	27.00	25.73	0.920	0.914	0.764	0.631	0.471	1
				216	28.00	27.96	27.14	26.39	24.89	0.794	0.787	0.652	0.548	0.388	1
			216	0	28.00	27.97	27.27	26.53	25.03	0.794	0.789	0.671	0.566	0.401	1
				1	27.99	27.94	27.16	26.59	24.84	0.793	0.783	0.655	0.574	0.384	1
	656000	3840	1	0	28.31	28.26	27.45	26.80	25.31	0.853	0.843	0.700	0.603	0.428	1
				109	28.87	28.83	27.99	27.47	25.93	0.971	0.962	0.793	0.703	0.493	1
				216	28.33	28.30	27.47	26.94	25.53	0.857	0.851	0.703	0.622	0.450	1
			216	0	28.27	28.23	27.55	26.75	25.33	0.845	0.838	0.716	0.596	0.430	1
				1	28.32	28.29	27.55	26.82	25.20	0.855	0.849	0.716	0.605	0.417	1
	662666	3940	1	0	27.79	27.75	26.95	26.27	24.81	0.757	0.750	0.624	0.533	0.381	1
				109	28.33	28.28	27.59	26.76	25.48	0.857	0.847	0.723	0.597	0.445	1
				216	27.72	27.69	26.98	26.18	24.75	0.745	0.740	0.628	0.522	0.376	1
			216	0	27.86	27.83	27.12	26.32	24.79	0.769	0.764	0.649	0.540	0.379	1
				1	27.83	27.79	27.07	26.21	24.76	0.764	0.757	0.641	0.526	0.377	1

Note:

1. RF Output Power (W) EIRP = Conducted Output Power (dBm) + Antenna Gain (dBi)

2. Power (W)= $(10^{(Power(dBm)/10)})*10^{-3}$

Mode					Conducted Power									
BW (MHz)	Channel	Frequency (MHz)	RB No.	RB offset	pi/2 BPSK (dBm)		QPSK (dBm)		16-QAM (dBm)		64-QAM (dBm)		256-QAM (dBm)	
					TX 0	TX 1	TX 0	TX 1	TX 0	TX 1	TX 0	TX 1	TX 0	TX 1
90	649668	3745	1	0	25.47	24.52	25.44	24.48	24.62	23.72	23.67	22.82	22.53	21.49
				123	26.14	25.16	26.12	25.12	25.27	24.32	24.47	23.54	23.22	22.19
				244	25.48	24.49	25.44	24.46	24.66	23.86	24.14	23.15	22.78	21.56
			243	0	25.51	24.48	25.46	24.45	24.85	23.81	23.98	22.70	22.62	21.56
				2	25.45	24.52	25.40	24.49	24.70	23.67	24.13	23.01	22.47	21.37
	656000	3840	1	0	25.76	24.82	25.71	24.78	24.82	23.97	24.46	23.39	22.75	22.00
				123	26.36	25.39	26.31	25.34	25.43	24.71	24.80	23.84	23.50	22.26
				244	25.79	24.88	25.77	24.84	25.17	24.21	24.14	23.26	22.94	21.92
			243	0	25.75	24.82	25.71	24.77	25.03	24.04	24.25	23.29	22.86	21.81
				2	25.83	24.82	25.79	24.78	25.17	24.02	24.14	23.30	22.61	21.76
	662332	3935	1	0	25.29	24.27	25.24	24.24	24.45	23.35	23.76	22.50	22.51	21.33
				123	25.81	24.84	25.76	24.79	24.91	24.10	24.43	23.38	22.98	21.87
				244	25.21	24.23	25.17	24.20	24.51	23.42	23.77	22.76	22.00	21.19
			243	0	25.29	24.41	25.25	24.38	24.41	23.75	23.83	22.88	22.30	21.44
				2	25.30	24.37	25.26	24.33	24.52	23.63	23.54	22.98	22.45	21.35

Mode					Total Power					EIRP Power					Limit
BW (MHz)	Channel	Frequency (MHz)	RB No.	RB offset	PI/2 BPSK (dBm)	QPSK (dBm)	16-QAM (dBm)	64-QAM (dBm)	256-QAM (dBm)	PI/2 BPSK EIRP(W)	QPSK EIRP(W)	16-QAM EIRP(W)	64-QAM EIRP(W)	256-QAM EIRP(W)	Limit EIRP(W)
90	649668	3745	1	0	28.03	28.00	27.20	26.28	25.05	0.800	0.794	0.661	0.535	0.403	1
				123	28.69	28.66	27.83	27.04	25.75	0.931	0.925	0.764	0.637	0.473	1
				244	28.02	27.99	27.29	26.68	25.22	0.798	0.793	0.675	0.586	0.419	1
			243	0	28.04	27.99	27.37	26.40	25.13	0.802	0.793	0.687	0.550	0.410	1
				2	28.02	27.98	27.23	26.62	24.97	0.798	0.791	0.665	0.578	0.395	1
	656000	3840	1	0	28.33	28.28	27.43	26.97	25.40	0.857	0.847	0.697	0.627	0.437	1
				123	28.91	28.86	28.10	27.36	25.93	0.979	0.968	0.813	0.685	0.493	1
				244	28.37	28.34	27.73	26.73	25.47	0.865	0.859	0.746	0.593	0.444	1
			243	0	28.32	28.28	27.57	26.81	25.38	0.855	0.847	0.719	0.604	0.435	1
				2	28.36	28.32	27.64	26.75	25.22	0.863	0.855	0.731	0.596	0.419	1
	662332	3935	1	0	27.82	27.78	26.95	26.19	24.97	0.762	0.755	0.624	0.524	0.395	1
				123	28.36	28.31	27.53	26.95	25.47	0.863	0.853	0.713	0.624	0.444	1
				244	27.76	27.72	27.01	26.30	24.62	0.752	0.745	0.632	0.537	0.365	1
			243	0	27.88	27.85	27.10	26.39	24.90	0.773	0.767	0.646	0.548	0.389	1
				2	27.87	27.83	27.11	26.28	24.95	0.771	0.764	0.647	0.535	0.394	1

Note:

1. RF Output Power (W) EIRP = Conducted Output Power (dBm) + Antenna Gain (dBi)

2. Power (W)= $(10^{(Power(dBm)/10)})*10^{-3}$

Mode					Conducted Power									
BW (MHz)	Channel	Frequency (MHz)	RB No.	RB offset	pi/2 BPSK (dBm)		QPSK (dBm)		16-QAM (dBm)		64-QAM (dBm)		256-QAM (dBm)	
					TX 0	TX 1	TX 0	TX 1	TX 0	TX 1	TX 0	TX 1	TX 0	TX 1
100	650000	3750	1	0	25.55	24.60	25.53	24.56	24.83	23.71	23.98	23.12	22.55	21.59
				137	26.15	25.18	26.13	25.16	25.32	24.26	24.67	23.51	23.22	22.21
				272	25.53	24.53	25.48	24.51	24.74	23.76	23.79	22.76	22.25	21.68
			270	0	25.56	24.53	25.53	24.49	24.74	23.69	24.15	23.04	22.71	21.44
				3	25.50	24.56	25.48	24.54	24.62	23.65	23.97	23.27	22.49	21.57
	656000	3840	1	0	25.78	24.85	25.74	24.82	25.03	24.15	24.02	23.32	22.87	21.79
				137	26.38	25.42	26.35	25.40	25.47	24.77	24.80	24.11	23.38	22.47
				272	25.80	24.90	25.76	24.88	24.99	24.21	24.34	23.31	22.80	22.00
			270	0	25.80	24.86	25.75	24.81	25.10	24.21	24.11	23.37	22.77	21.79
				3	25.87	24.87	25.82	24.84	25.09	23.94	24.62	23.15	23.05	21.83
	662000	3930	1	0	25.31	24.32	25.29	24.27	24.49	23.64	23.79	22.64	22.54	21.38
				137	25.83	24.88	25.79	24.85	25.02	23.95	24.16	23.56	22.73	21.98
				272	25.25	24.26	25.23	24.22	24.42	23.44	23.75	22.57	22.22	21.25
			270	0	25.33	24.42	25.28	24.39	24.58	23.77	23.66	22.88	22.32	21.57
				3	25.34	24.42	25.29	24.39	24.46	23.69	23.66	23.08	22.38	21.46

Mode					Total Power					EIRP Power					Limit
BW (MHz)	Channel	Frequency (MHz)	RB No.	RB offset	PI/2 BPSK (dBm)	QPSK (dBm)	16-QAM (dBm)	64-QAM (dBm)	256-QAM (dBm)	PI/2 BPSK EIRP(W)	QPSK EIRP(W)	16-QAM EIRP(W)	64-QAM EIRP(W)	256-QAM EIRP(W)	Limit EIRP(W)
100	650000	3750	1	0	28.11	28.08	27.32	26.58	25.11	0.815	0.809	0.679	0.573	0.408	1
				137	28.70	28.68	27.83	27.14	25.75	0.933	0.929	0.764	0.652	0.473	1
				272	28.07	28.03	27.29	26.32	24.98	0.807	0.800	0.675	0.540	0.396	1
			270	0	28.09	28.05	27.26	26.64	25.13	0.811	0.804	0.670	0.581	0.410	1
				3	28.07	28.05	27.17	26.64	25.06	0.807	0.804	0.656	0.581	0.404	1
	656000	3840	1	0	28.35	28.31	27.62	26.69	25.37	0.861	0.853	0.728	0.587	0.434	1
				137	28.94	28.91	28.14	27.48	25.96	0.986	0.979	0.820	0.705	0.497	1
				272	28.38	28.35	27.63	26.87	25.43	0.867	0.861	0.729	0.612	0.440	1
			270	0	28.37	28.32	27.69	26.77	25.32	0.865	0.855	0.740	0.598	0.429	1
				3	28.41	28.37	27.56	26.96	25.49	0.873	0.865	0.718	0.625	0.446	1
	662000	3930	1	0	27.85	27.82	27.10	26.26	25.01	0.767	0.762	0.646	0.532	0.399	1
				137	28.39	28.36	27.53	26.88	25.38	0.869	0.863	0.713	0.614	0.435	1
				272	27.79	27.76	26.97	26.21	24.77	0.757	0.752	0.627	0.526	0.378	1
			270	0	27.91	27.87	27.20	26.30	24.97	0.778	0.771	0.661	0.537	0.395	1
				3	27.91	27.87	27.10	26.39	24.95	0.778	0.771	0.646	0.548	0.394	1

Note:

1. RF Output Power (W) EIRP = Conducted Output Power (dBm) + Antenna Gain (dBi)

2. Power (W)= $(10^{(Power(dBm)/10)})*10^{-3}$

4. Occupied Bandwidth

4.1. Test Setup

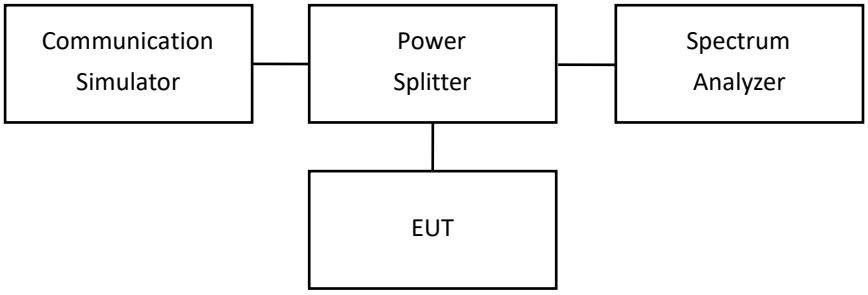

4.2. Test Procedure

The EUT makes a call to the communication simulator. The 26dB bandwidth and 99% occupied bandwidth measurements were done at low, middle and high operational frequency range. The communication simulator station system controlled a EUT to export maximum output power under transmission mode and specific channel frequency. The path loss was compensated to the results for each measurement.

4.3. Test Methodology and Reference Procedures

KDB 971168 D01 Power Meas License Digital Systems v03r01

ANSI C63.26-2015

KDB 662911 D01 Multiple Transmitter Output v02r01

4.4. Test Result of Occupied Bandwidth

Mode 1: 5G NR n2

Bandwidth (MHz)	Modulation	Channel	Frequency (MHz)	Measure Level (MHz)		Limit (MHz)
				26dB BW	99% BW	
5	pi/2-BPSK	370500	1852.5	4.783	4.467	N/A
		376000	1880	4.786	4.467	N/A
		381500	1907.5	4.844	4.468	N/A
	QPSK	370500	1852.5	4.806	4.470	N/A
		376000	1880	4.848	4.466	N/A
		381500	1907.5	4.763	4.468	N/A
	16-QAM	370500	1852.5	4.786	4.469	N/A
		376000	1880	4.752	4.468	N/A
		381500	1907.5	4.828	4.480	N/A
	64-QAM	370500	1852.5	4.792	4.468	N/A
		376000	1880	4.760	4.468	N/A
		381500	1907.5	4.769	4.468	N/A
	256-QAM	370500	1852.5	4.845	4.482	N/A
		376000	1880	4.850	4.469	N/A
		381500	1907.5	4.801	4.482	N/A
10	pi/2-BPSK	371000	1855	9.324	9.169	N/A
		376000	1880	9.366	9.212	N/A
		381000	1905	9.338	9.209	N/A
	QPSK	371000	1855	9.345	9.213	N/A
		376000	1880	9.306	9.204	N/A
		381000	1905	9.305	9.245	N/A
	16-QAM	371000	1855	9.305	9.219	N/A
		376000	1880	9.334	9.209	N/A
		381000	1905	9.314	9.254	N/A
	64-QAM	371000	1855	9.350	9.201	N/A
		376000	1880	9.342	9.202	N/A
		381000	1905	9.346	9.216	N/A
	256-QAM	371000	1855	9.274	9.204	N/A
		376000	1880	9.290	9.211	N/A
		381000	1905	9.330	9.240	N/A

Bandwidth (MHz)	Modulation	Channel	Frequency (MHz)	Measure Level (MHz)		Limit (MHz)
				26dB BW	99% BW	
15	pi/2-BPSK	371500	1857.5	13.900	13.393	N/A
		376000	1880	13.910	13.399	N/A
		380500	1902.5	13.900	13.406	N/A
	QPSK	371500	1857.5	13.930	13.404	N/A
		376000	1880	13.900	13.399	N/A
		380500	1902.5	13.930	13.444	N/A
	16-QAM	371500	1857.5	13.930	13.401	N/A
		376000	1880	13.900	13.399	N/A
		380500	1902.5	13.930	13.409	N/A
	64-QAM	371500	1857.5	13.900	13.391	N/A
		376000	1880	13.900	13.395	N/A
		380500	1902.5	13.900	13.401	N/A
	256-QAM	371500	1857.5	13.910	13.398	N/A
		376000	1880	13.920	13.402	N/A
		380500	1902.5	13.900	13.409	N/A
20	pi/2-BPSK	372000	1860	18.490	17.860	N/A
		376000	1880	18.490	17.865	N/A
		380000	1900	18.500	17.921	N/A
	QPSK	372000	1860	18.510	17.859	N/A
		376000	1880	18.520	17.866	N/A
		380000	1900	18.500	17.880	N/A
	16-QAM	372000	1860	18.490	17.855	N/A
		376000	1880	18.530	17.869	N/A
		380000	1900	18.490	17.875	N/A
	64-QAM	372000	1860	18.510	17.850	N/A
		376000	1880	18.510	17.862	N/A
		380000	1900	18.520	17.870	N/A
	256-QAM	372000	1860	18.470	17.843	N/A
		376000	1880	18.480	17.856	N/A
		380000	1900	18.480	17.863	N/A

pi/2-BPSK _CH370500_5M	pi/2-BPSK _CH376000_5M
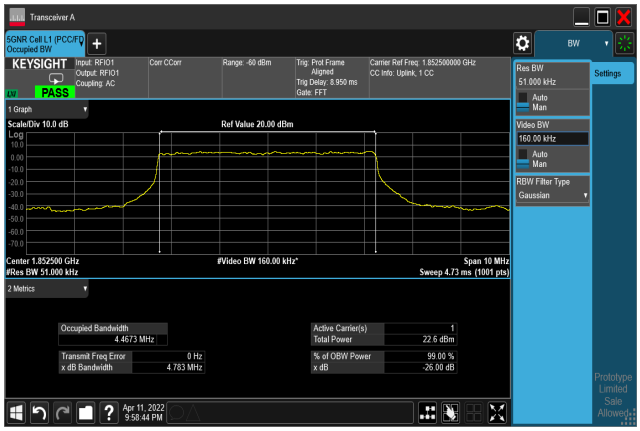	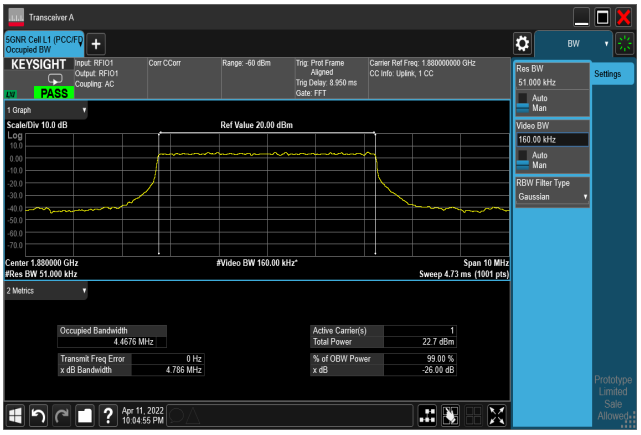
pi/2-BPSK _CH381500_5M	**QPSK_CH370500_5M**
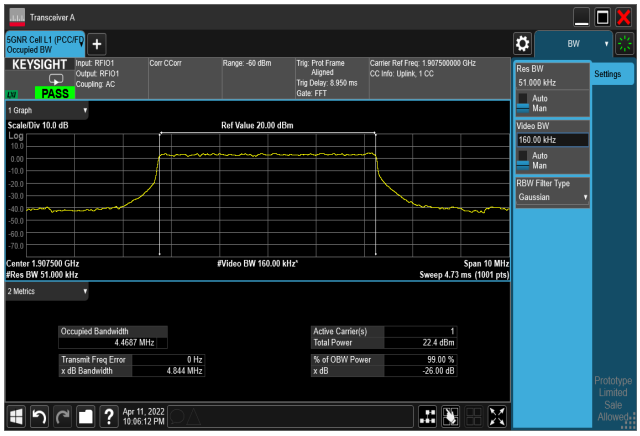	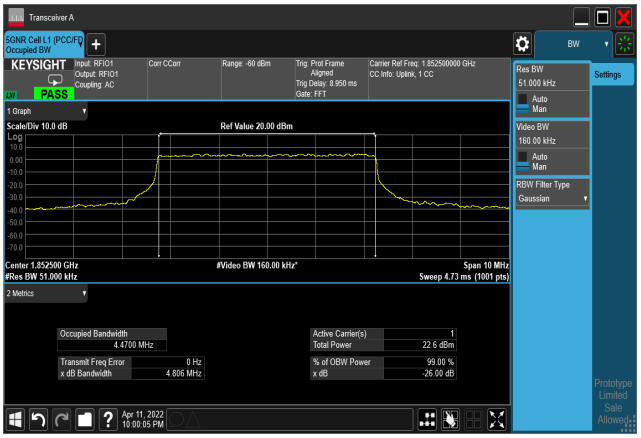
QPSK_CH376000_ 5M	**QPSK_CH381500_ 5M**
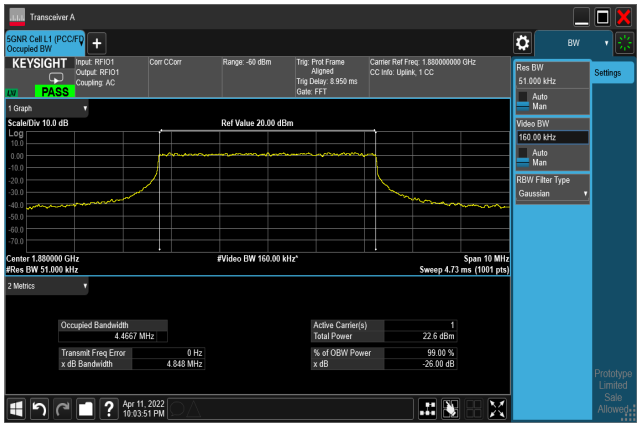	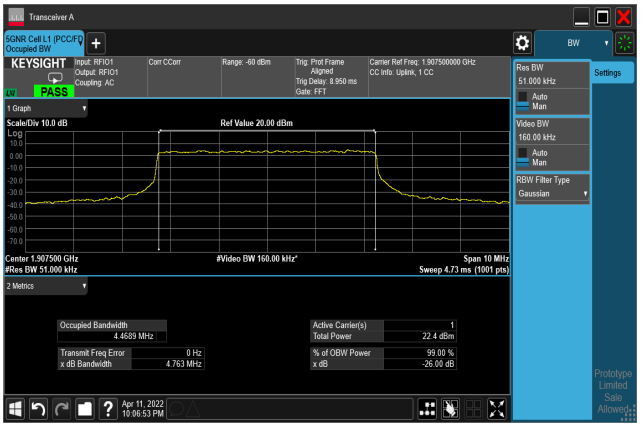

16QAM_CH370500_ 5M	16QAM_CH376000_ 5M
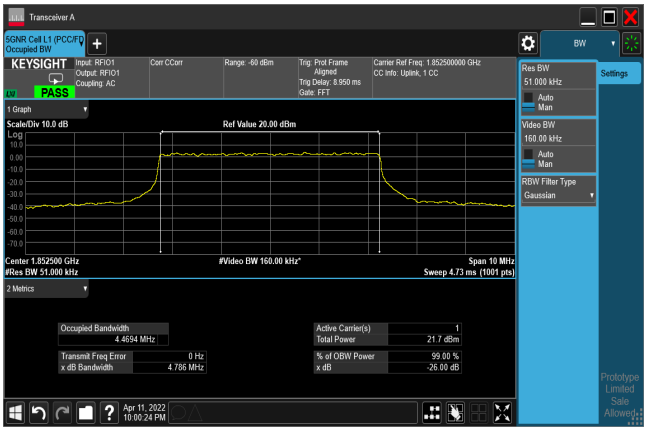	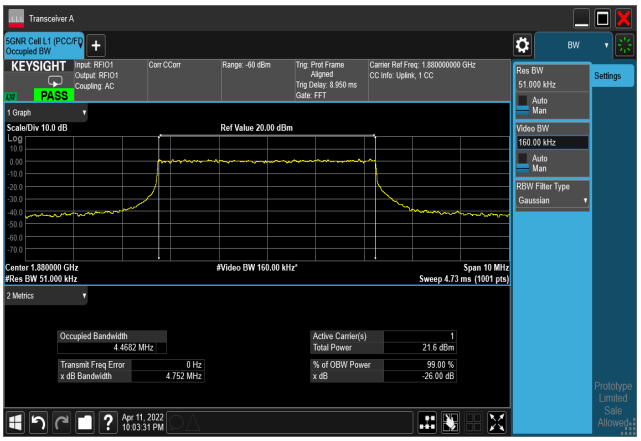
16QAM_CH381500_ 5M	**64QAM_CH370500_ 5M**
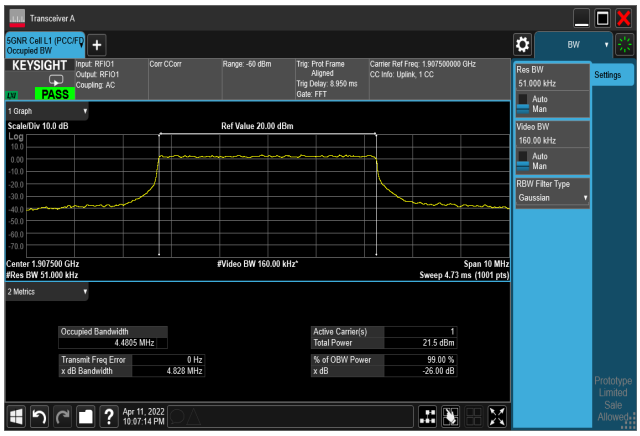	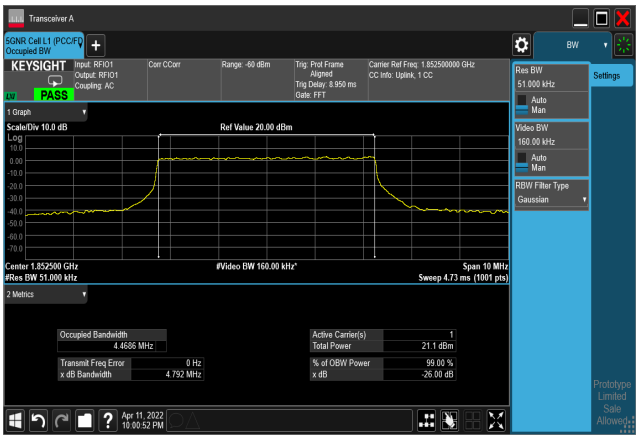
64QAM_CH376000_ 5M	**64QAM_CH381500_ 5M**
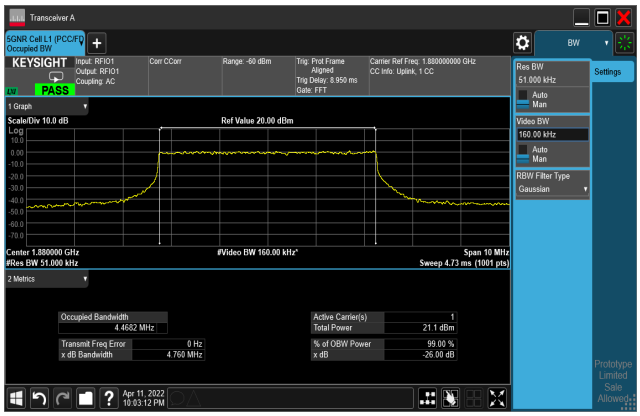	

256QAM_CH370500_ 5M	256QAM_CH376000_ 5M
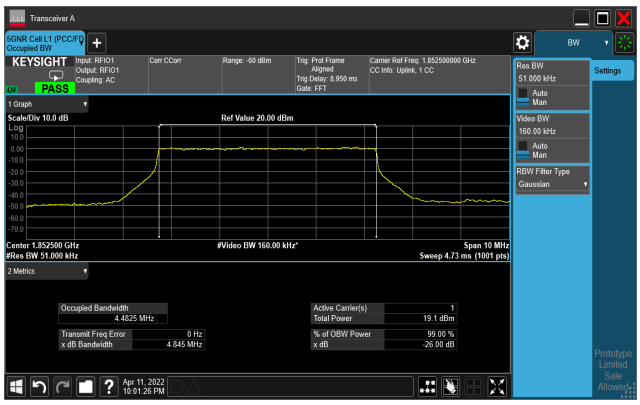	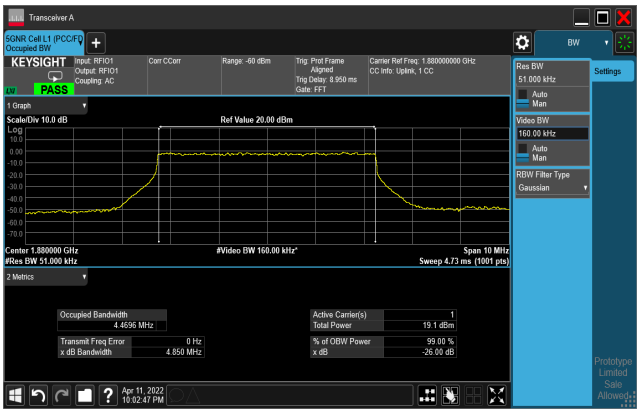
256QAM_CH381500_ 5M	
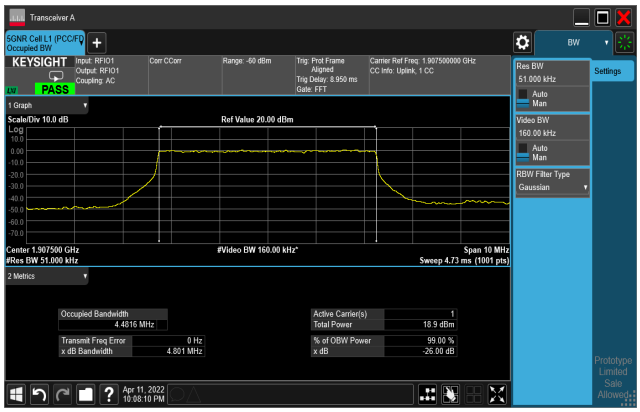	

pi/2-BPSK _CH371000 _10M	pi/2-BPSK _CH376000_10M
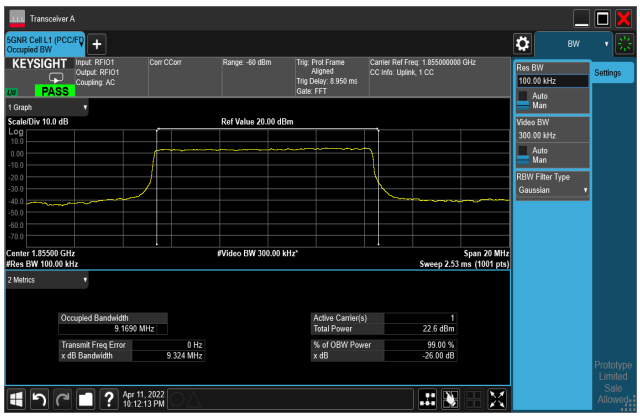	
pi/2-BPSK _CH381000 _10M	**QPSK_CH371000_10M**
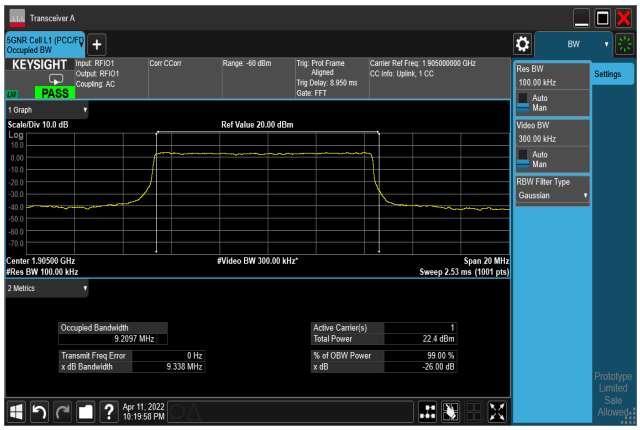	
QPSK_CH376000_ 10M	**QPSK_CH381000 _ 10M**

16QAM_CH371000_ 10M	16QAM_CH376000_ 10M
16QAM_CH381000_ 10M	**64QAM_CH371000 _10M**
	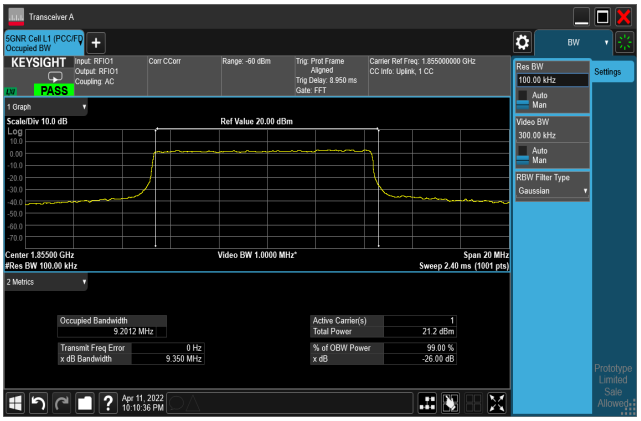
64QAM_CH376000_10M	**64QAM_CH381000_ 10M**
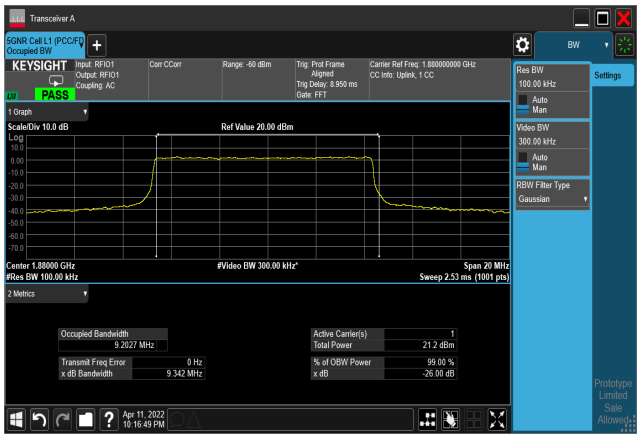	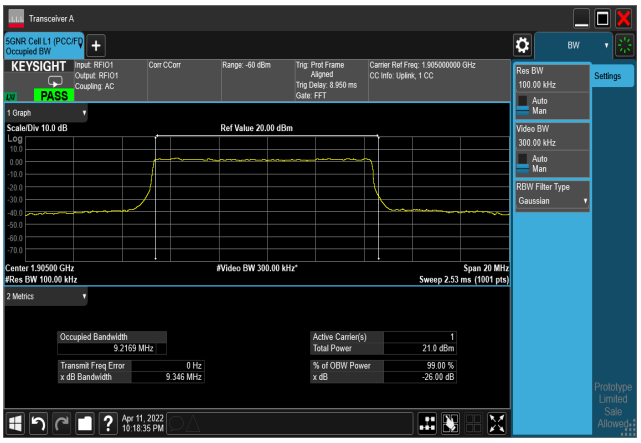

256QAM_CH371000 _10M	256QAM_CH376000_ 10M
	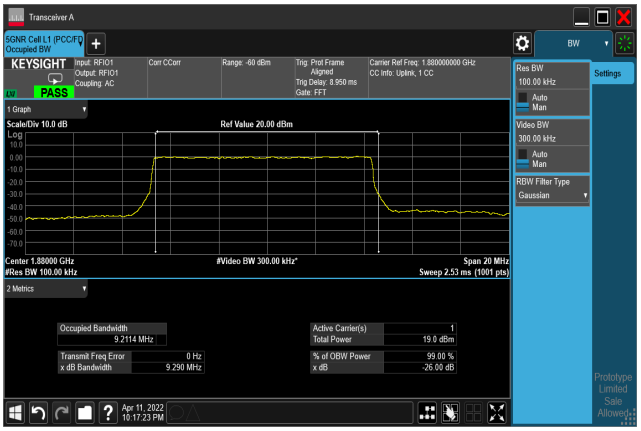
256QAM_CH381000 _ 10M	

pi/2-BPSK _CH371500 _15M	pi/2-BPSK _CH376000_15M
pi/2-BPSK _CH380500 _15M	**QPSK_CH371500 _15M**
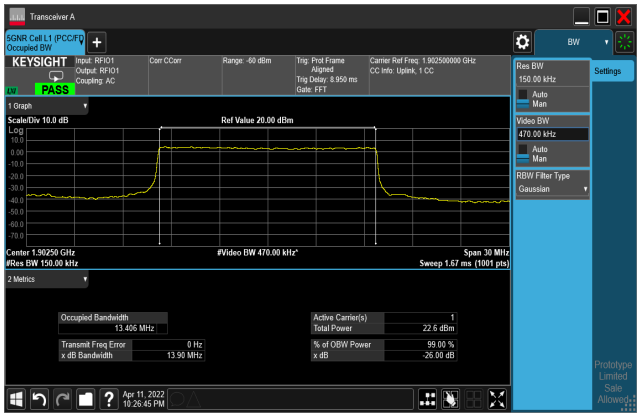	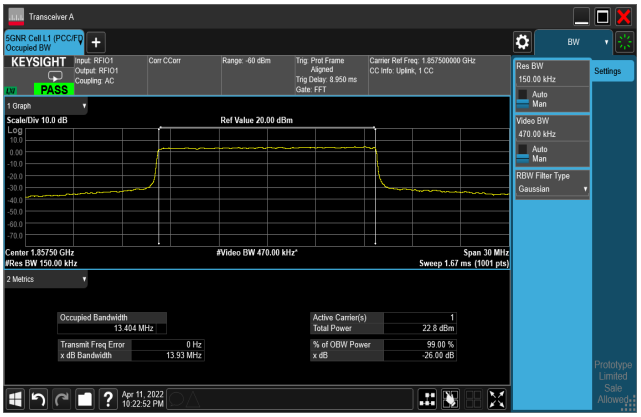
QPSK_CH376000_ 15M	**QPSK_CH380500 _ 15M**

16QAM_CH371500 _ 15M	16QAM_CH376000_ 15M
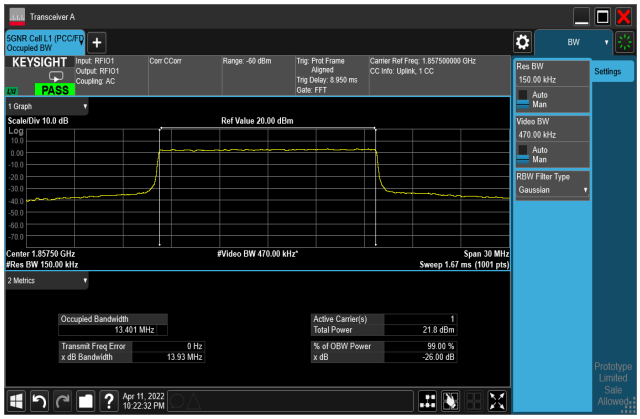	
16QAM_CH380500 _ 15M	**64QAM_CH371500 _15M**
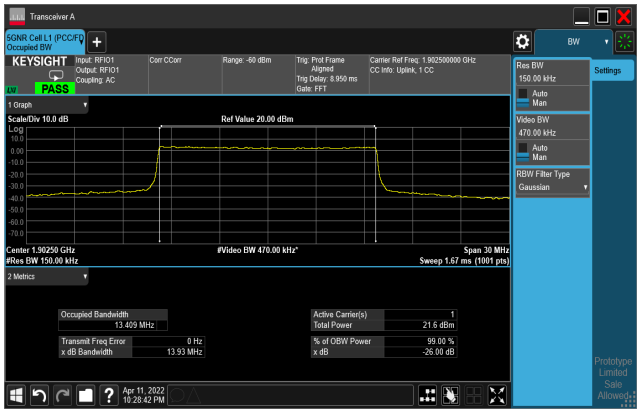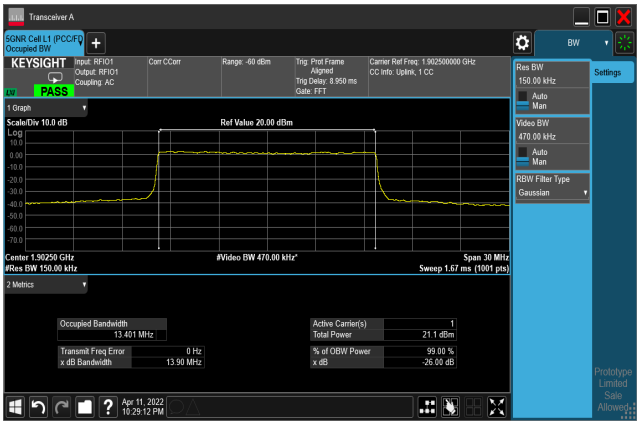	
64QAM_CH376000_15M	**64QAM_CH380500 _ 15M**