Date/Time: 03/19/03 13:35:10

Test Laboratory: Compliance Certification Services
File Name: 1L-CH_0.856 mW.da4

**EUT setup Configuration 1 ( Antenna A )**

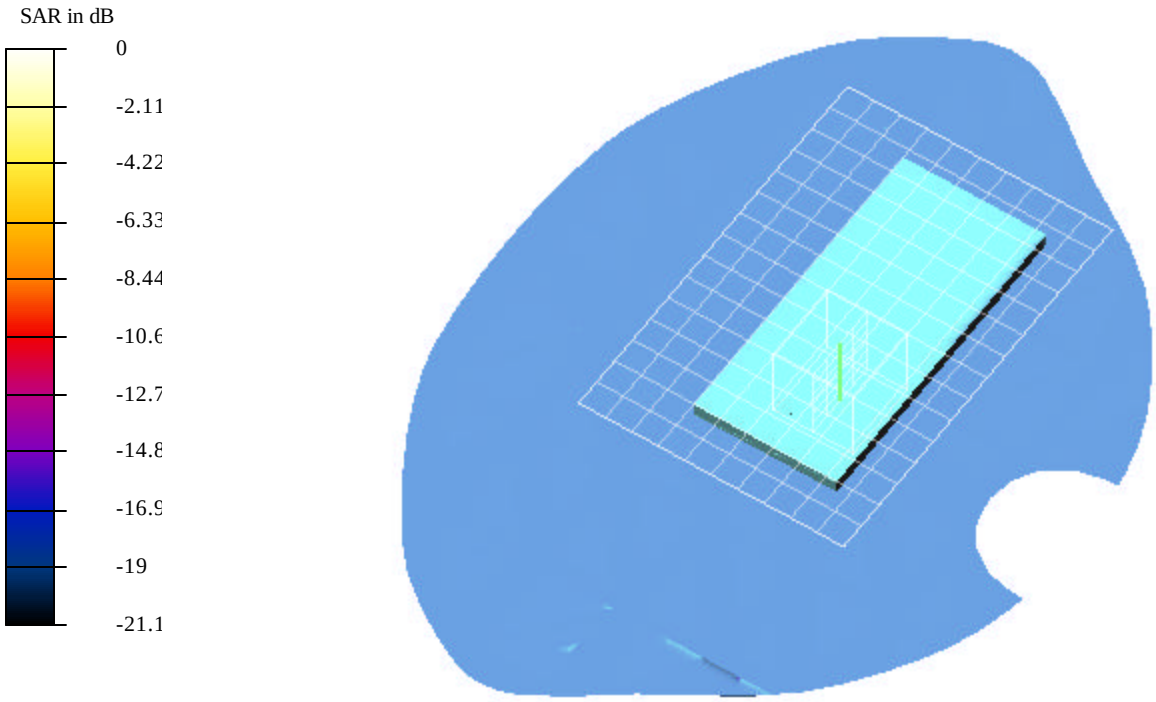

Date/Time: 03/19/03 10:35:10

Test Laboratory: Compliance Certification Services
File Name: 1L-CH_0.856 mW.da4

**DUT: Wistron  Type & Serial Number: CB-500AG**
**Program: EUT setup Configuration 1 (11b) -  Antenna A; Air temp 25 deg C & Liquid temp 23.1 deg C**

Communication System: DSSS; Frequency: 2412 MHz; Duty Cycle: 1:1
Medium: Muscle 2450 MHz ($\sigma$ = 1.9899 mho/m, $\varepsilon$ = 50.45, $\rho$ = 1000 kg/m3)
Phantom section: FlatSection

DASY4 Configuration:
- Probe: ET3DV6 - SN1577; ConvF(4.7, 4.7, 4.7); Calibrated: 2/7/2003
- Sensor-Surface: 4mm (Mechanical Surface Detection)
- Electronics: DAE3 Sn427; Calibrated: 2/4/2003
- Phantom: SAM 2 - TP:1050
- Software: DASY4, V4.0 Build 51

**Zoom Scan (5x5x7)/Cube 0:** Measurement grid: dx=7.5mm, dy=7.5mm
Reference Value = 16.4 V/m
Peak SAR = 1.91 mW/g
SAR(1 g) = 0.856 mW/g; SAR(10 g) = 0.429 mW/g
Power Drift = 0.1 dB
**Area Scan (11x16x1):** Measurement grid: dx=10mm, dy=10mm

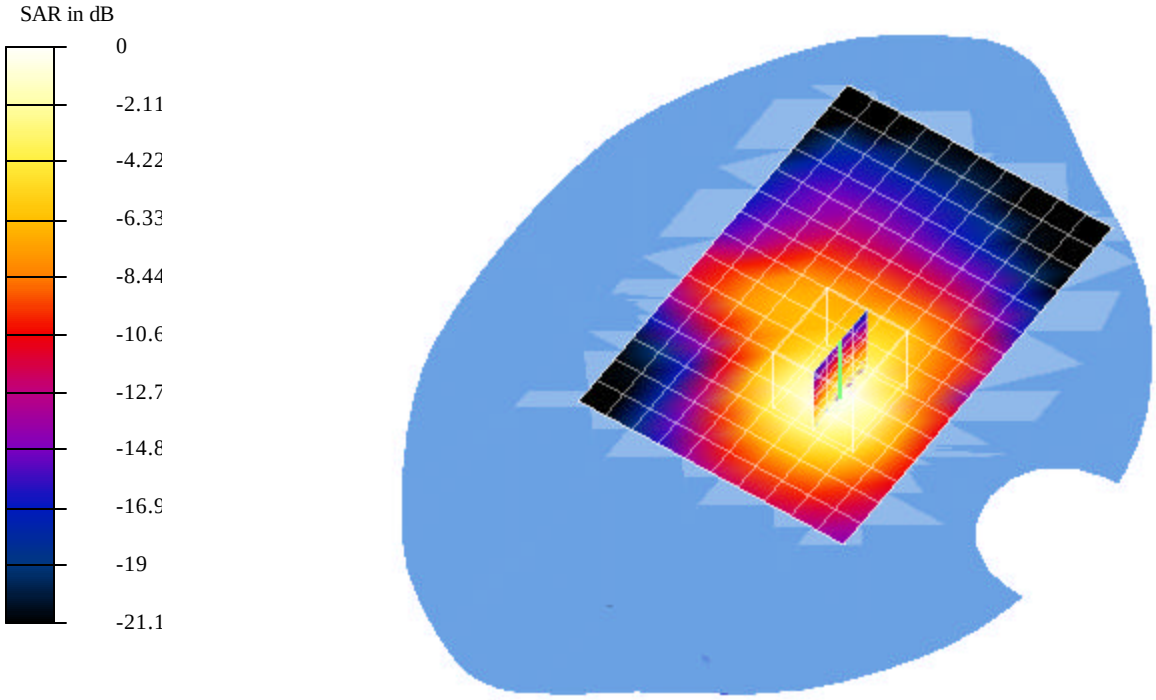

Date/Time: 03/19/03 11:27:04

Test Laboratory: Compliance Certification Services
File Name: 2M-CH_0.756 mW.da4

**DUT: Wistron  Type & Serial Number: CB-500AG**
**Program: EUT setup Configuration 1 (11b) -  Antenna A; Air temp 25 deg C & Liquid temp 23 deg C**

Communication System: DSSS; Frequency: 2437 MHz; Duty Cycle: 1:1
Medium: Muscle 2450 MHz ($\sigma$ = 1.9899 mho/m, $\varepsilon$ = 50.45, $\rho$ = 1000 kg/m3)
Phantom section: FlatSection

DASY4 Configuration:
- Probe: ET3DV6 - SN1577; ConvF(4.7, 4.7, 4.7); Calibrated: 2/7/2003
- Sensor-Surface: 4mm (Mechanical Surface Detection)
- Electronics: DAE3 Sn427; Calibrated: 2/4/2003
- Phantom: SAM 2 - TP:1050
- Software: DASY4, V4.0 Build 51

**Zoom Scan (5x5x7)/Cube 0:** Measurement grid: dx=7.5mm, dy=7.5mm
Reference Value = 16.9 V/m
Peak SAR = 1.65 mW/g
SAR(1 g) = 0.756 mW/g; SAR(10 g) = 0.383 mW/g
Power Drift = 0.1 dB
**Area Scan (11x16x1):** Measurement grid: dx=10mm, dy=10mm

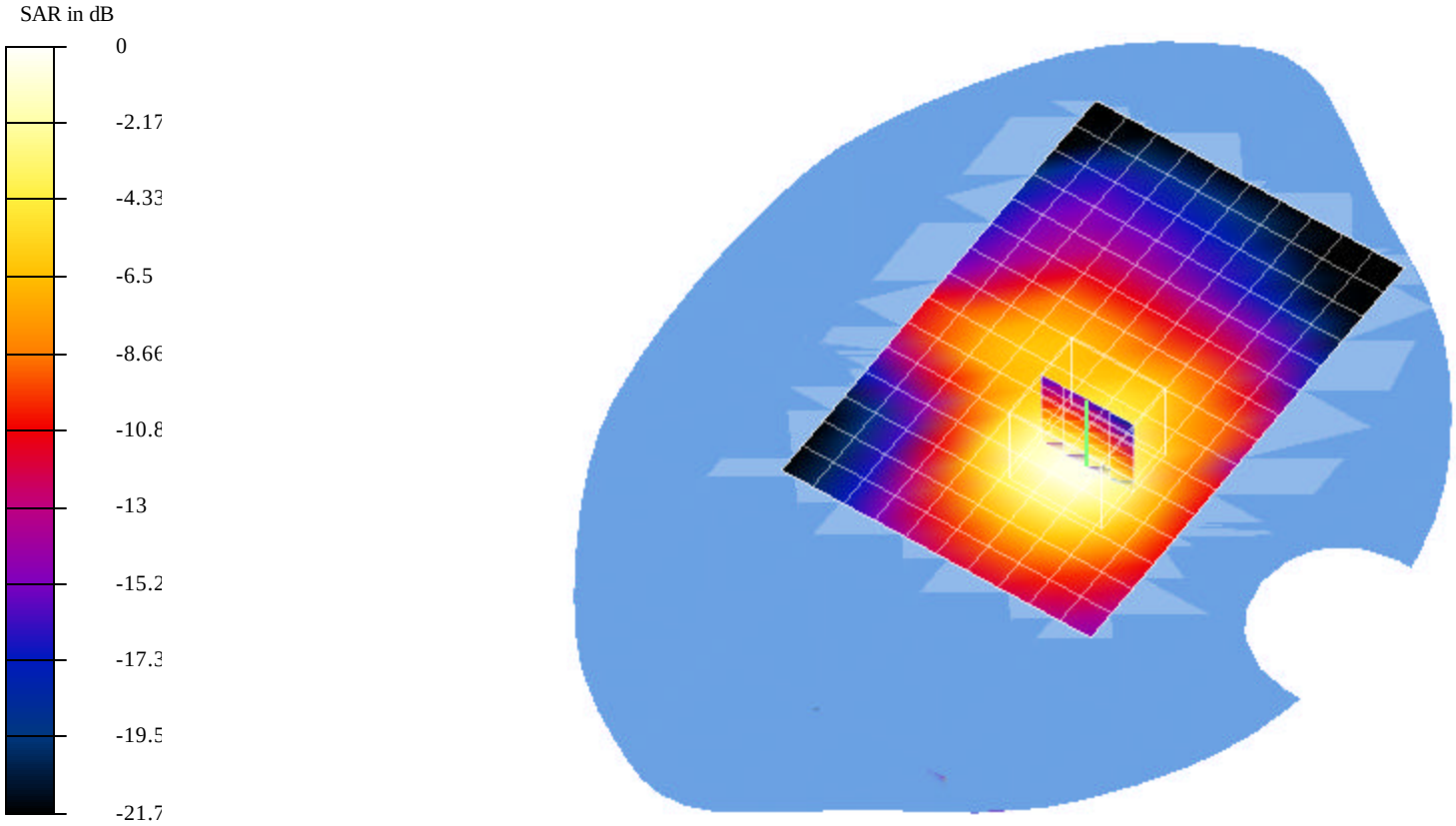

Date/Time: 03/19/03 12:03:00

Test Laboratory: Compliance Certification Services
File Name: 3H-CH_0.667 mW.da4

**DUT: Wistron  Type & Serial Number: CB-500AG**
**Program: EUT setup Configuration 1 (11b) - Antenna A; Air temp 25 deg C & Liquid temp 23 deg C**

Communication System: DSSS; Frequency: 2462 MHz; Duty Cycle: 1:1
Medium: Muscle 2450 MHz ($\sigma$ = 1.9899 mho/m, $\varepsilon$ = 50.45, $\rho$ = 1000 kg/m3)
Phantom section: FlatSection

DASY4 Configuration:
- Probe: ET3DV6 - SN1577; ConvF(4.7, 4.7, 4.7); Calibrated: 2/7/2003
- Sensor-Surface: 4mm (Mechanical Surface Detection)
- Electronics: DAE3 Sn427; Calibrated: 2/4/2003
- Phantom: SAM 2 - TP:1050
- Software: DASY4, V4.0 Build 51

**Zoom Scan (5x5x7)/Cube 0:** Measurement grid: dx=7.5mm, dy=7.5mm
Reference Value = 13.9 V/m
Peak SAR = 1.49 mW/g
SAR(1 g) = 0.667 mW/g; SAR(10 g) = 0.334 mW/g
Power Drift = -0.005 dB
**Area Scan (11x16x1):** Measurement grid: dx=10mm, dy=10mm

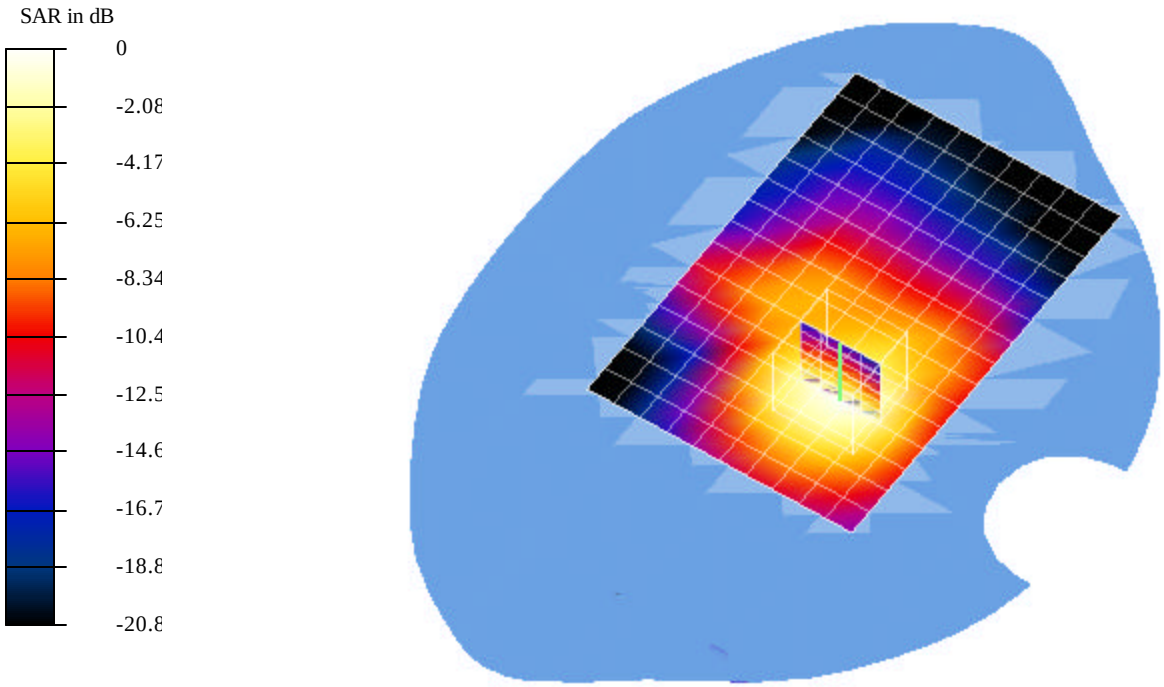

Date/Time: 03/19/03 12:46:50

Test Laboratory: Compliance Certification Services
File Name: 1L-CH_0.509 mW.da4

**EUT setup Configuration 1 ( Antenna B )**

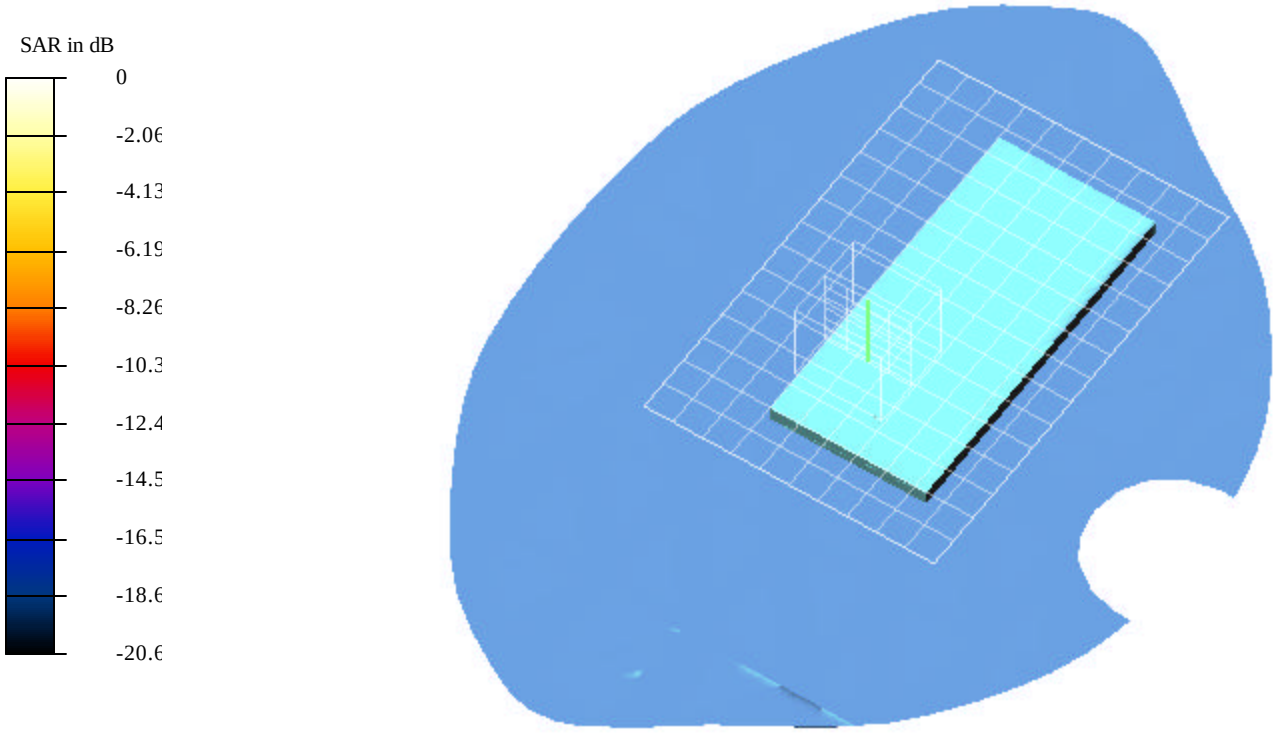

Date/Time: 03/19/03 12:46:50

Test Laboratory: Compliance Certification Services
File Name: 1L-CH_0.509 mW.da4

**DUT: Wistron  Type & Serial Number: CB-500AG**
**Program: EUT setup Configuration 1 (11b) -  Antenna B; Air temp 25 deg C & Liquid temp 23 deg C**

Communication System: DSSS; Frequency: 2412 MHz; Duty Cycle: 1:1
Medium: Muscle 2450 MHz ($\sigma$ = 1.9899 mho/m, $\varepsilon$ = 50.45, $\rho$ = 1000 kg/m3)
Phantom section: FlatSection

DASY4 Configuration:
- Probe: ET3DV6 - SN1577; ConvF(4.7, 4.7, 4.7); Calibrated: 2/7/2003
- Sensor-Surface: 4mm (Mechanical Surface Detection)
- Electronics: DAE3 Sn427; Calibrated: 2/4/2003
- Phantom: SAM 2 - TP:1050
- Software: DASY4, V4.0 Build 51

**Zoom Scan (5x5x7)/Cube 0:** Measurement grid: dx=7.5mm, dy=7.5mm
Reference Value = 14.9 V/m
Peak SAR = 1.03 mW/g
SAR(1 g) = 0.509 mW/g; SAR(10 g) = 0.267 mW/g
Power Drift = 0.1 dB
**Area Scan (11x16x1):** Measurement grid: dx=10mm, dy=10mm

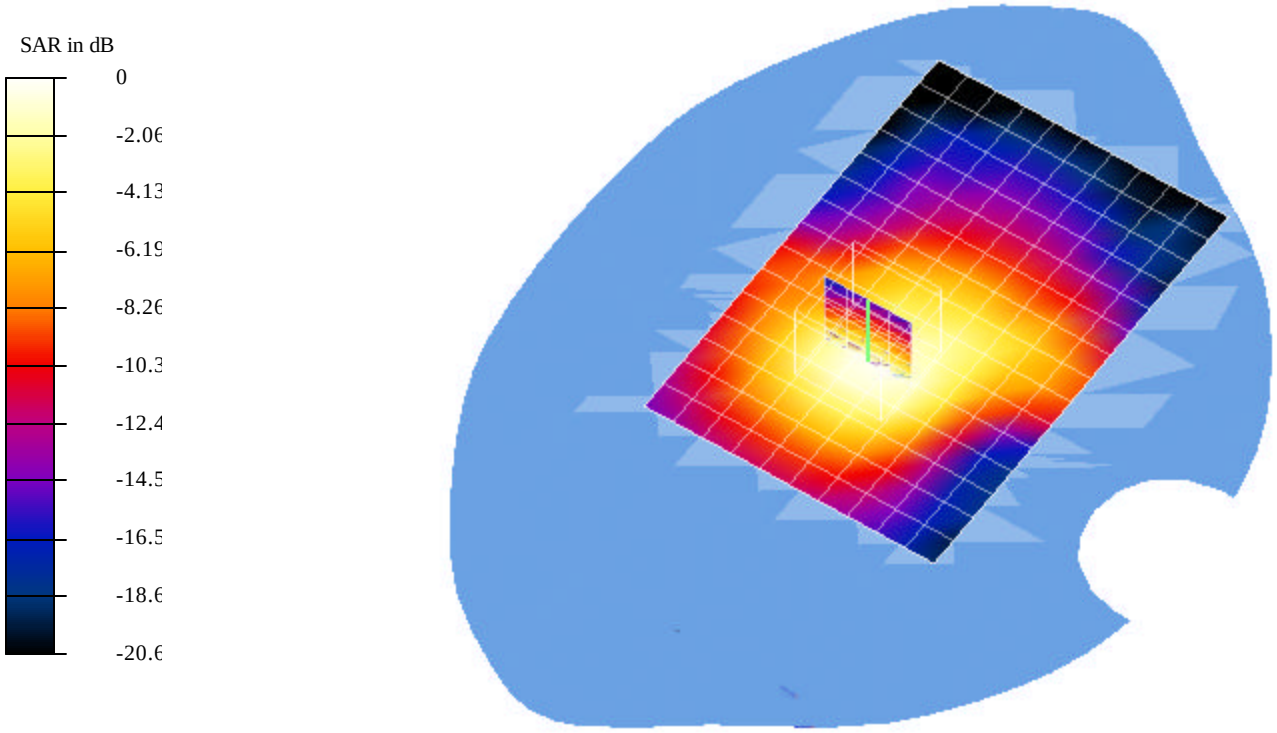

Date/Time: 03/19/03 13:53:58

Test Laboratory: Compliance Certification Services
File Name: 2M-CH_0.445 mW.da4

**DUT: Wistron  Type & Serial Number: CB-500AG**
**Program: EUT setup Configuration 1 (11b) -  Antenna B; Air temp 25 deg C & Liquid temp 23 deg C**

Communication System: DSSS; Frequency: 2437 MHz; Duty Cycle: 1:1
Medium: Muscle 2450 MHz ($\sigma$ = 1.9899 mho/m, $\varepsilon$ = 50.45, $\rho$ = 1000 kg/m3)
Phantom section: FlatSection

DASY4 Configuration:
- Probe: ET3DV6 - SN1577; ConvF(4.7, 4.7, 4.7); Calibrated: 2/7/2003
- Sensor-Surface: 4mm (Mechanical Surface Detection)
- Electronics: DAE3 Sn427; Calibrated: 2/4/2003
- Phantom: SAM 2 - TP:1050
- Software: DASY4, V4.0 Build 51

**Zoom Scan (5x5x7)/Cube 0:** Measurement grid: dx=7.5mm, dy=7.5mm
Reference Value = 14.6 V/m
Peak SAR = 0.916 mW/g
SAR(1 g) = 0.445 mW/g; SAR(10 g) = 0.232 mW/g
Power Drift = 0.12 dB
**Area Scan (11x16x1):** Measurement grid: dx=10mm, dy=10mm

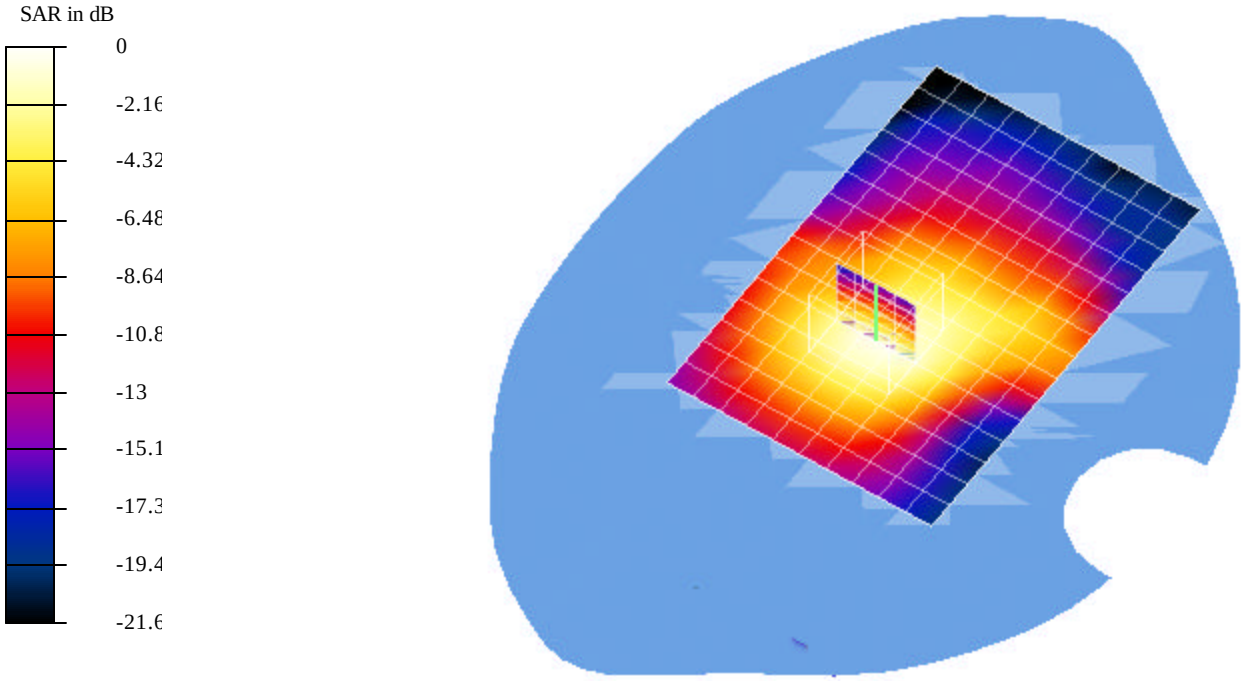

Date/Time: 03/19/03 14:58:22

Test Laboratory: Compliance Certification Services
File Name: 3H-CH_0.352 mW.da4

**DUT: Wistron  Type & Serial Number: CB-500AG**
**Program: EUT setup Configuration 1 (11b) -  Antenna B; Air temp 25 deg C & Liquid temp 23 deg C**

Communication System: DSSS; Frequency: 2462 MHz; Duty Cycle: 1:1
Medium: Muscle 2450 MHz ($\sigma$ = 1.9899 mho/m, $\varepsilon$ = 50.45, $\rho$ = 1000 kg/m3)
Phantom section: FlatSection

DASY4 Configuration:
- Probe: ET3DV6 - SN1577; ConvF(4.7, 4.7, 4.7); Calibrated: 2/7/2003
- Sensor-Surface: 4mm (Mechanical Surface Detection)
- Electronics: DAE3 Sn427; Calibrated: 2/4/2003
- Phantom: SAM 2 - TP:1050
- Software: DASY4, V4.0 Build 51

**Zoom Scan (5x5x7)/Cube 0:** Measurement grid: dx=7.5mm, dy=7.5mm
Reference Value = 12.7 V/m
Peak SAR = 0.719 mW/g
SAR(1 g) = 0.352 mW/g; SAR(10 g) = 0.184 mW/g
Power Drift = -0.09 dB
**Area Scan (11x16x1):** Measurement grid: dx=10mm, dy=10mm

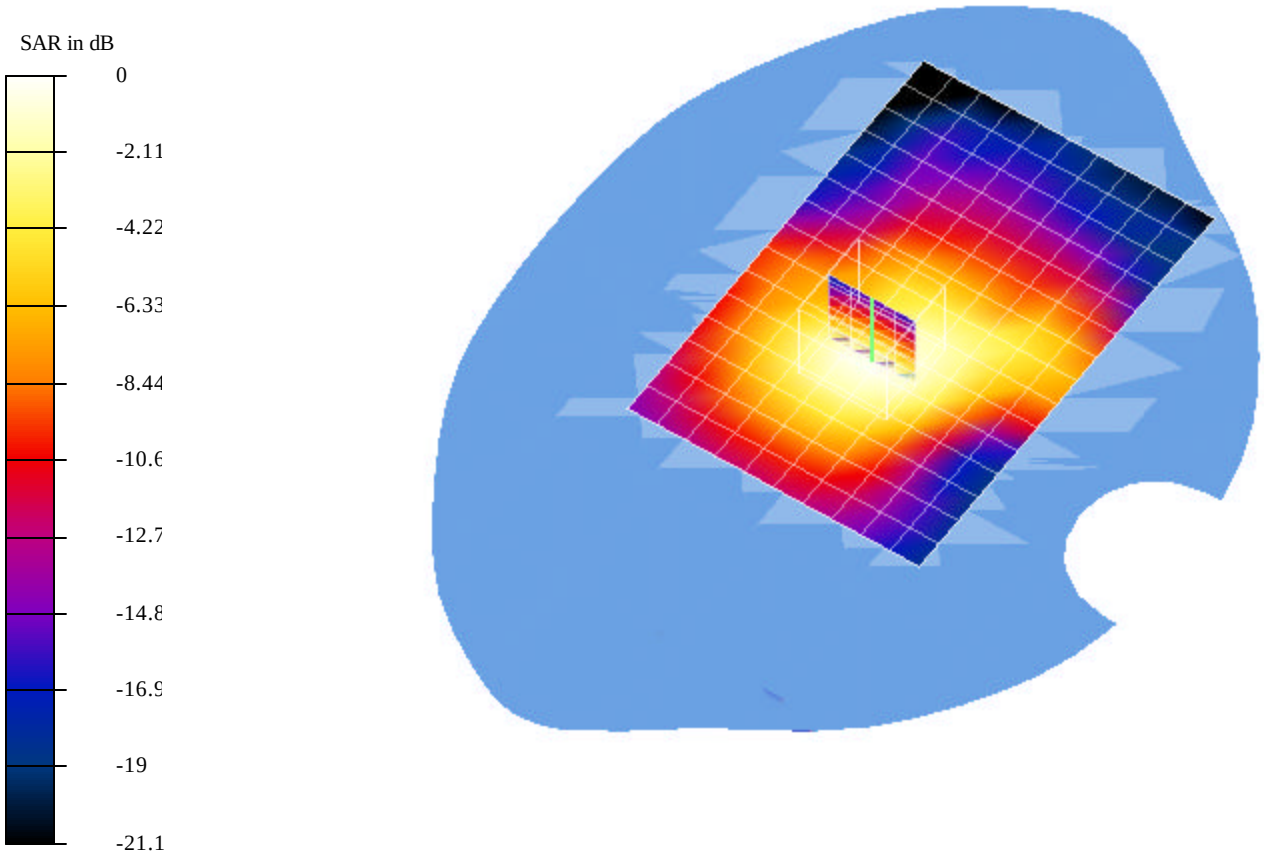

Date/Time: 03/19/03 14:50:20

Test Laboratory: Compliance Certification Services
File Name: 1L-CH_0.736 mW.da4

**EUT setup Configuration 1 ( Antenna A )**

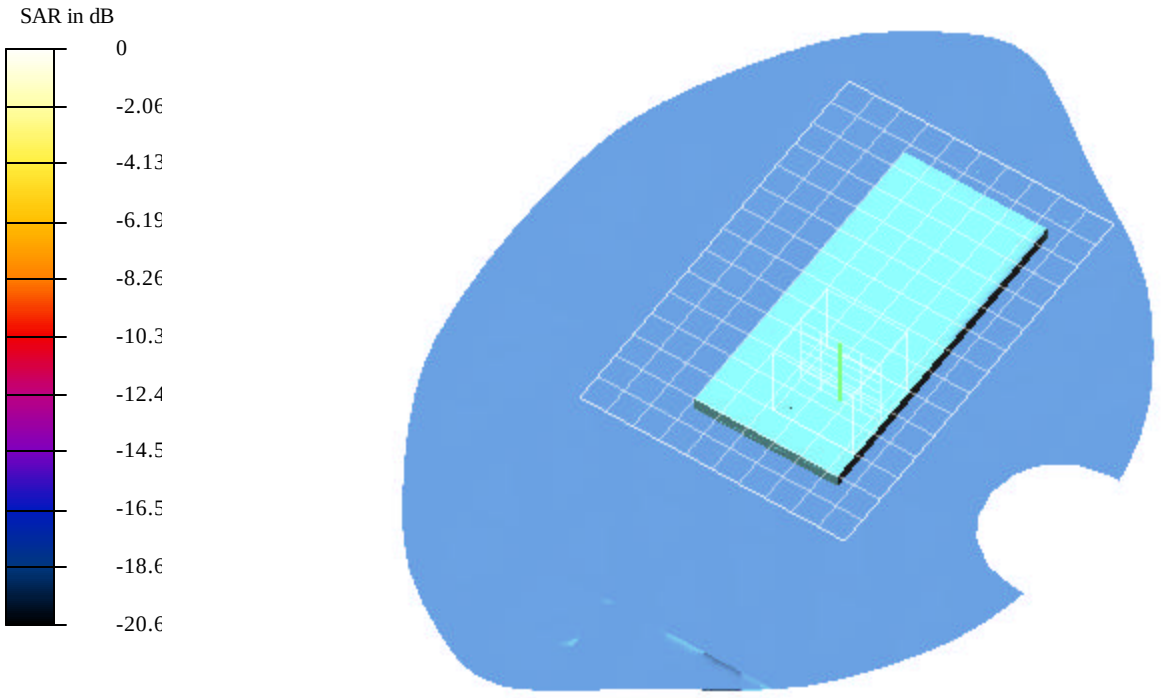

Date/Time: 03/19/03 14:40:20

Test Laboratory: Compliance Certification Services
File Name: 1L-CH_0.736 mW.da4

**DUT: Wistron  Type & Serial Number: CB-500AG**
**Program: EUT setup Configuration 1 (11g) - Antenna A; Air temp 25 deg C & Liquid temp 22.7 deg C**

Communication System: DSSS; Frequency: 2412 MHz; Duty Cycle: 1:1
Medium: Muscle 2450 MHz ($\sigma$ = 1.9899 mho/m, $\varepsilon$ = 50.45, $\rho$ = 1000 kg/m3)
Phantom section: FlatSection

DASY4 Configuration:
- Probe: ET3DV6 - SN1577; ConvF(4.7, 4.7, 4.7); Calibrated: 2/7/2003
- Sensor-Surface: 4mm (Mechanical Surface Detection)
- Electronics: DAE3 Sn427; Calibrated: 2/4/2003
- Phantom: SAM 2 - TP:1050
- Software: DASY4, V4.0 Build 51

**Zoom Scan (5x5x7)/Cube 0:** Measurement grid: dx=7.5mm, dy=7.5mm
Reference Value = 15.2 V/m
Peak SAR = 1.62 mW/g
SAR(1 g) = 0.736 mW/g; SAR(10 g) = 0.369 mW/g
Power Drift = -0.006 dB
**Area Scan (11x16x1):** Measurement grid: dx=10mm, dy=10mm

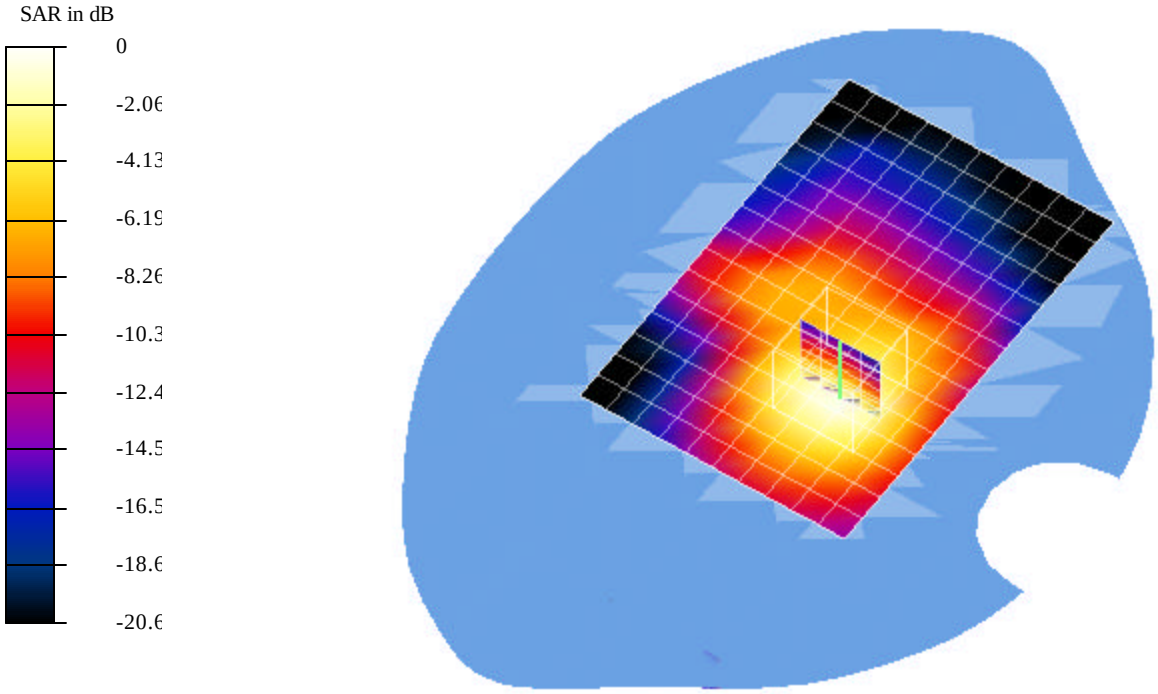

Date/Time: 03/19/03 15:47:42

Test Laboratory: Compliance Certification Services
File Name: 2M-CH_0.666 mW.da4

**DUT: Wistron  Type & Serial Number: CB-500AG**
**Program: EUT setup Configuration 1 (11g) - Antenna A; Air temp 25 deg C & Liquid temp 22.7 deg C**

Communication System: DSSS; Frequency: 2437 MHz; Duty Cycle: 1:1
Medium: Muscle 2450 MHz ($\sigma$ = 1.9899 mho/m, $\varepsilon$ = 50.45, $\rho$ = 1000 kg/m3)
Phantom section: FlatSection

DASY4 Configuration:
- Probe: ET3DV6 - SN1577; ConvF(4.7, 4.7, 4.7); Calibrated: 2/7/2003
- Sensor-Surface: 4mm (Mechanical Surface Detection)
- Electronics: DAE3 Sn427; Calibrated: 2/4/2003
- Phantom: SAM 2 - TP:1050
- Software: DASY4, V4.0 Build 51

**Zoom Scan (5x5x7)/Cube 0:** Measurement grid: dx=7.5mm, dy=7.5mm
Reference Value = 14.4 V/m
Peak SAR = 1.49 mW/g
SAR(1 g) = 0.666 mW/g; SAR(10 g) = 0.332 mW/g
Power Drift = 0.02 dB
**Area Scan (11x16x1):** Measurement grid: dx=10mm, dy=10mm

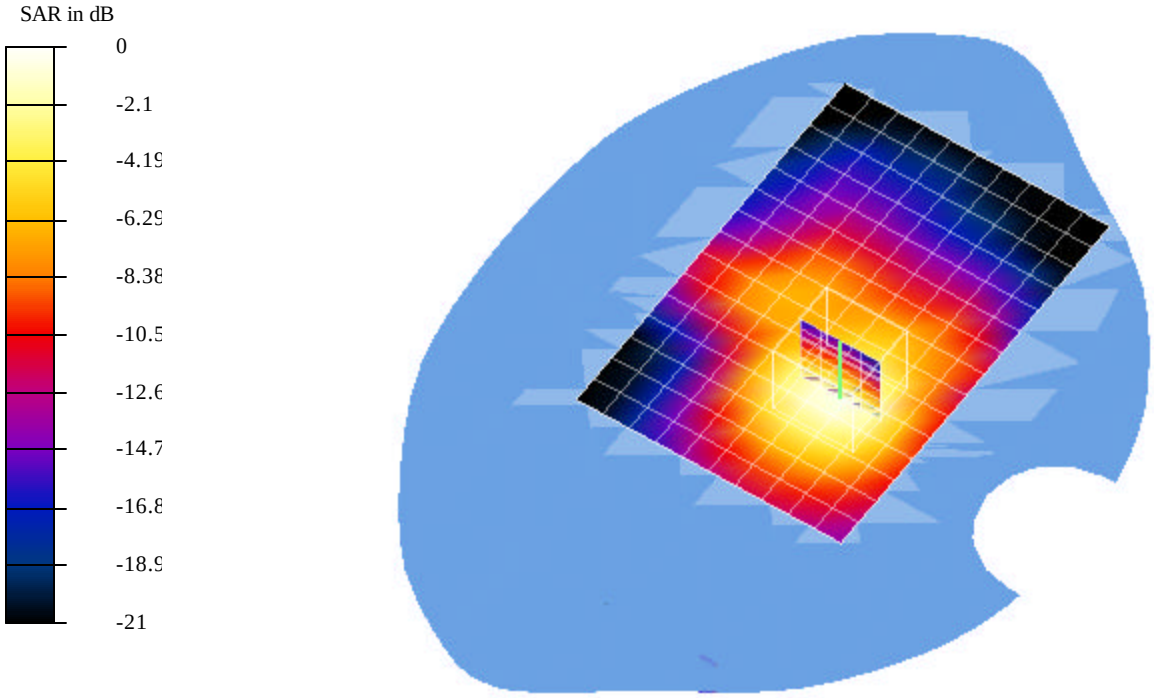

Date/Time: 03/19/03 16:49:46

Test Laboratory: Compliance Certification Services
File Name: 2M-CH_0.522 mW.da4

**DUT: Wistron  Type & Serial Number: CB-500AG**
**Program: EUT Setup Configuration 1 - (11g turbo) Antenna A; Air temp 25 deg C & Liquid temp 23.3 deg C**

Communication System: DSSS; Frequency: 2437 MHz; Duty Cycle: 1:1
Medium: Muscle 2450 MHz ($\sigma$ = 1.9899 mho/m, $\varepsilon$ = 50.45, $\rho$ = 1000 kg/m3)
Phantom section: FlatSection

DASY4 Configuration:
- Probe: ET3DV6 - SN1577; ConvF(4.7, 4.7, 4.7); Calibrated: 2/7/2003
- Sensor-Surface: 4mm (Mechanical Surface Detection)
- Electronics: DAE3 Sn427; Calibrated: 2/4/2003
- Phantom: SAM 2 - TP:1050
- Software: DASY4, V4.0 Build 51

**Zoom Scan (5x5x7)/Cube 0:** Measurement grid: dx=7.5mm, dy=7.5mm
Reference Value = 13 V/m
Peak SAR = 1.15 mW/g
SAR(1 g) = 0.522 mW/g; SAR(10 g) = 0.263 mW/g
Power Drift = -0.05 dB
**Area Scan (11x16x1):** Measurement grid: dx=10mm, dy=10mm

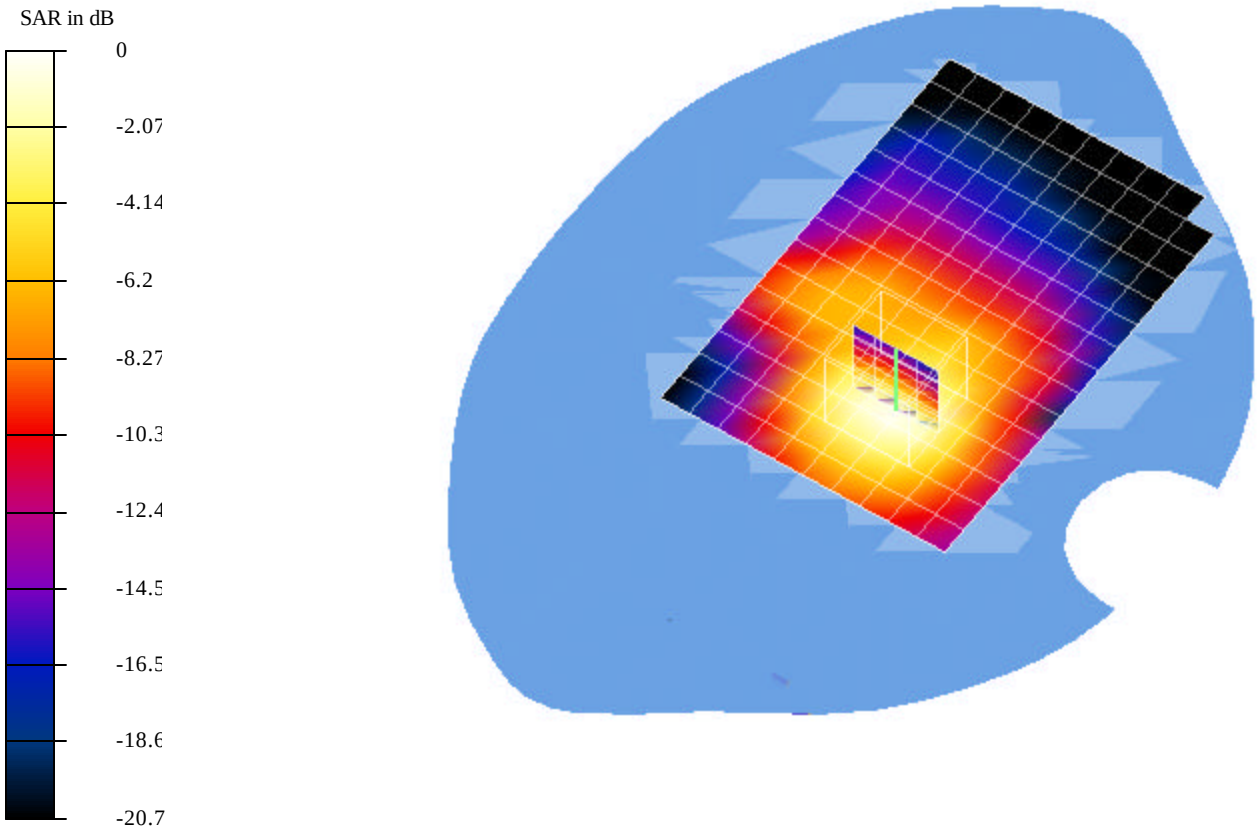

Date/Time: 03/19/03 17:51:50

Test Laboratory: Compliance Certification Services
File Name: 3H-CH_0.601 mW.da4

**DUT: Wistron  Type & Serial Number: CB-500AG**
**Program: EUT setup Configuration 1 (11g) - Antenna A; Air temp 25 deg C & Liquid temp 22.7 deg C**

Communication System: DSSS; Frequency: 2462 MHz; Duty Cycle: 1:1
Medium: Muscle 2450 MHz ($\sigma$ = 1.9899 mho/m, $\varepsilon$ = 50.45, $\rho$ = 1000 kg/m3)
Phantom section: FlatSection

DASY4 Configuration:
- Probe: ET3DV6 - SN1577; ConvF(4.7, 4.7, 4.7); Calibrated: 2/7/2003
- Sensor-Surface: 4mm (Mechanical Surface Detection)
- Electronics: DAE3 Sn427; Calibrated: 2/4/2003
- Phantom: SAM 2 - TP:1050
- Software: DASY4, V4.0 Build 51

**Zoom Scan (5x5x7)/Cube 0:** Measurement grid: dx=7.5mm, dy=7.5mm
Reference Value = 13.4 V/m
Peak SAR = 1.34 mW/g
SAR(1 g) = 0.601 mW/g; SAR(10 g) = 0.3 mW/g
Power Drift = 0.09 dB
**Area Scan (11x16x1):** Measurement grid: dx=10mm, dy=10mm

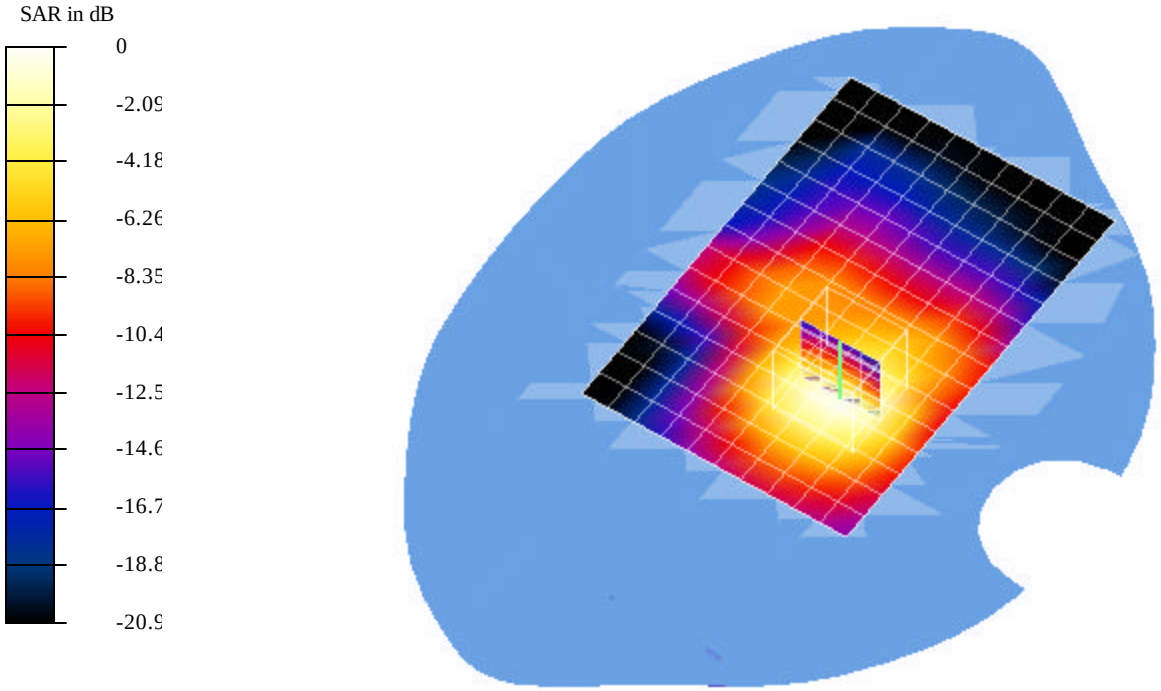

Date/Time: 03/19/03 18:27:50

Test Laboratory: Compliance Certification Services
File Name: 1L-CH_0.432 mW.da4

**EUT setup Configuration 1 - ( Antenna B )**

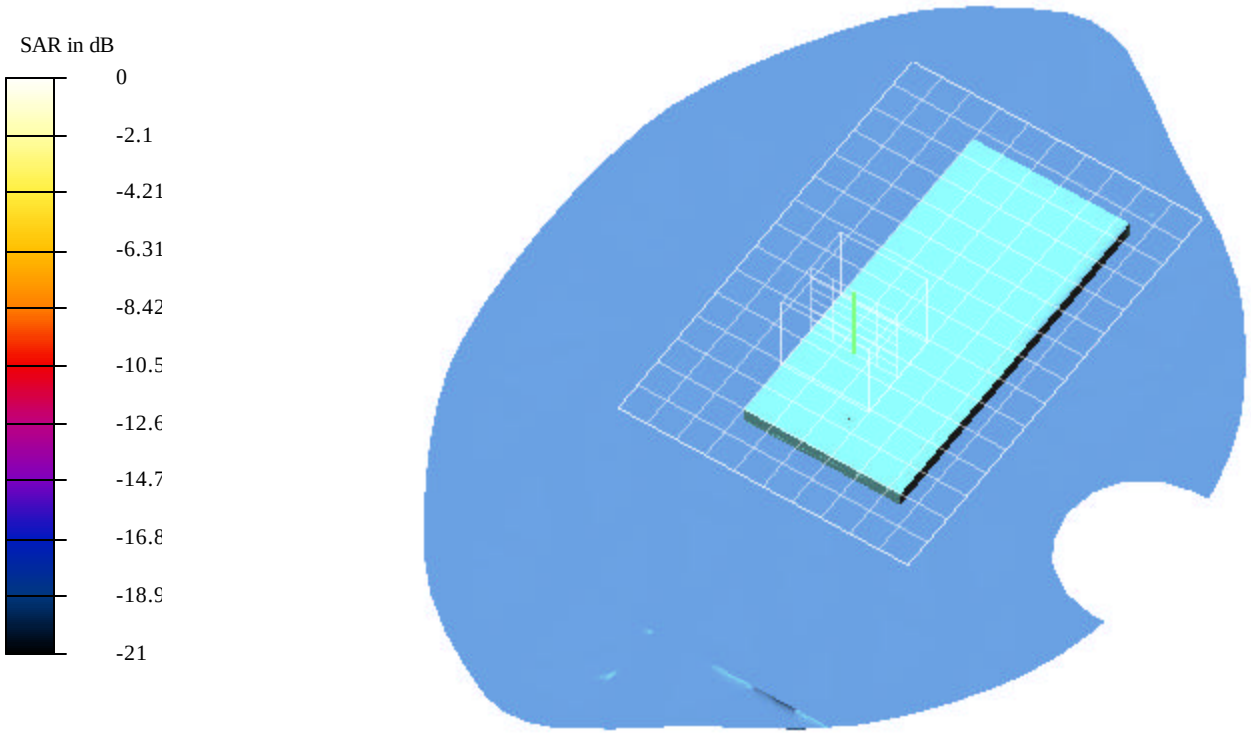

Date/Time: 03/19/03 18:27:50

Test Laboratory: Compliance Certification Services
File Name: 1L-CH_0.432 mW.da4

**DUT: Wistron  Type & Serial Number: CB-500AG**
**Program: EUT setup Configuration 1 (11g) - Antenna B; Air temp 25 deg C & Liquid temp 23 deg C**

Communication System: DSSS; Frequency: 2412 MHz; Duty Cycle: 1:1
Medium: Muscle 2450 MHz ($\sigma$ = 1.9899 mho/m, $\varepsilon$ = 50.45, $\rho$ = 1000 kg/m3)
Phantom section: FlatSection

DASY4 Configuration:
- Probe: ET3DV6 - SN1577; ConvF(4.7, 4.7, 4.7); Calibrated: 2/7/2003
- Sensor-Surface: 4mm (Mechanical Surface Detection)
- Electronics: DAE3 Sn427; Calibrated: 2/4/2003
- Phantom: SAM 2 - TP:1050
- Software: DASY4, V4.0 Build 51

**Zoom Scan (5x5x7)/Cube 0:** Measurement grid: dx=7.5mm, dy=7.5mm
Reference Value = 13.7 V/m
Peak SAR = 0.868 mW/g
SAR(1 g) = 0.432 mW/g; SAR(10 g) = 0.227 mW/g
Power Drift = -0.03 dB
**Area Scan (11x16x1):** Measurement grid: dx=10mm, dy=10mm

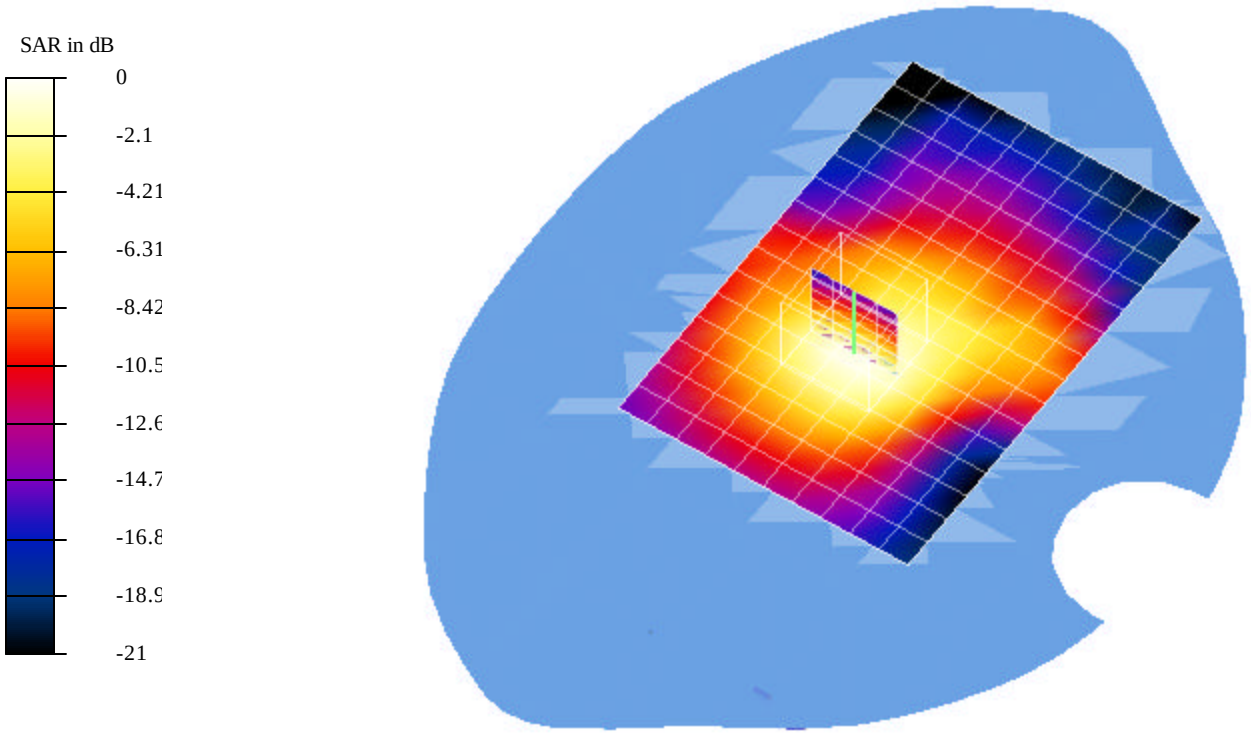

Date/Time: 03/19/03 19:19:16

Test Laboratory: Compliance Certification Services
File Name: 1L-CH_0.348 mW.da4

**EUT setup Configuration 2 ( Antenna A )**

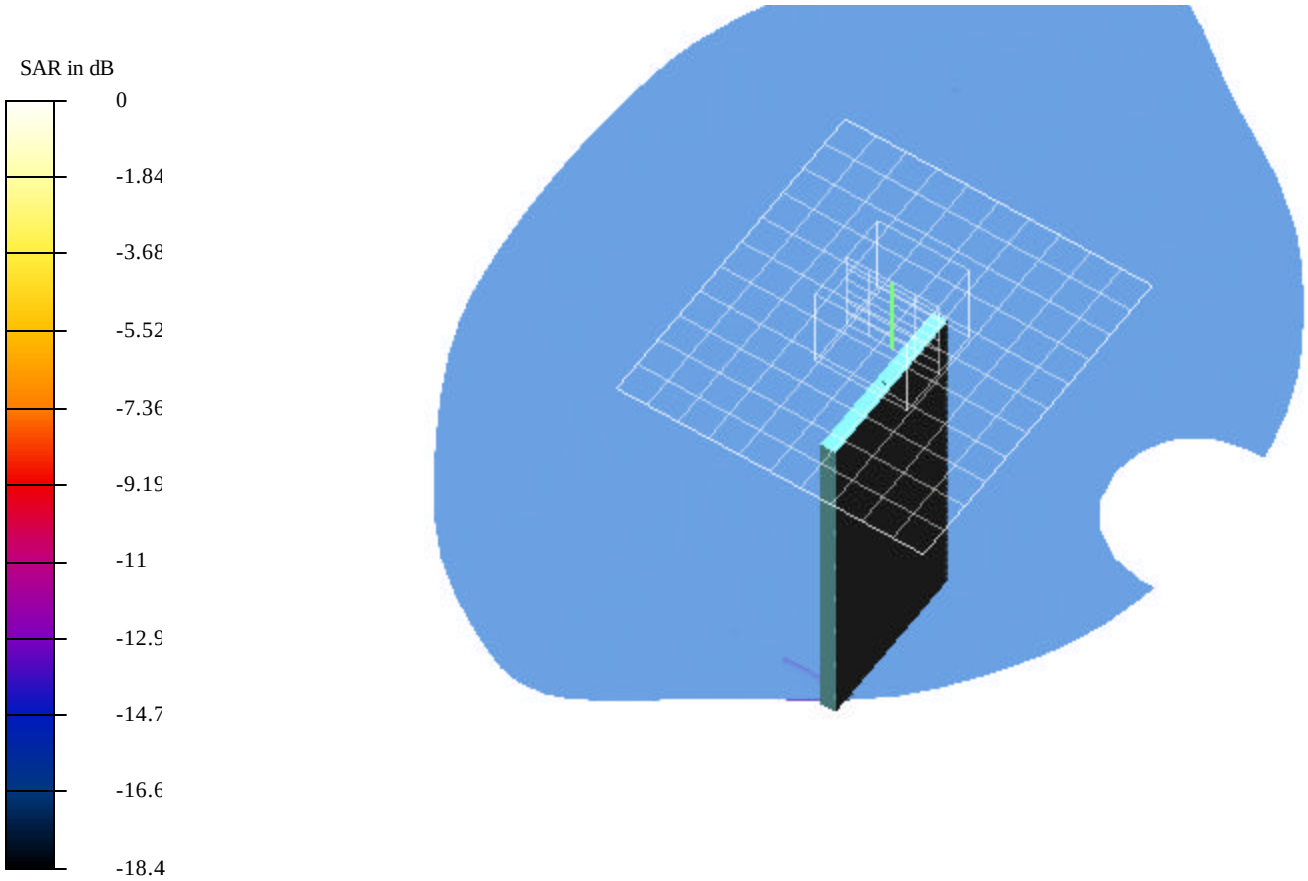

Date/Time: 03/19/03 19:19:16

Test Laboratory: Compliance Certification Services
File Name: 1L-CH_0.348 mW.da4

**DUT: Wistron  Type & Serial Number: CB-500AG**
**Program: EUT setup Configuration 2 (802.11b) - Antenna A; Air temp 25 deg C & Liquid temp 23.3 deg C**

Communication System: DSSS; Frequency: 2412 MHz; Duty Cycle: 1:1
Medium: Muscle 2450 MHz ($\sigma$ = 1.9899 mho/m, $\varepsilon$ = 50.45, $\rho$ = 1000 kg/m3)
Phantom section: FlatSection

DASY4 Configuration:
- Probe: ET3DV6 - SN1577; ConvF(4.7, 4.7, 4.7); Calibrated: 2/7/2003
- Sensor-Surface: 4mm (Mechanical Surface Detection)
- Electronics: DAE3 Sn427; Calibrated: 2/4/2003
- Phantom: SAM 2 - TP:1050
- Software: DASY4, V4.0 Build 51

**Zoom Scan (5x5x7)/Cube 0:** Measurement grid: dx=7.5mm, dy=7.5mm
Reference Value = 13.8 V/m
Peak SAR = 0.701 mW/g
SAR(1 g) = 0.348 mW/g; SAR(10 g) = 0.19 mW/g
Power Drift = 0.1 dB
**Area Scan (11x12x1):** Measurement grid: dx=10mm, dy=10mm

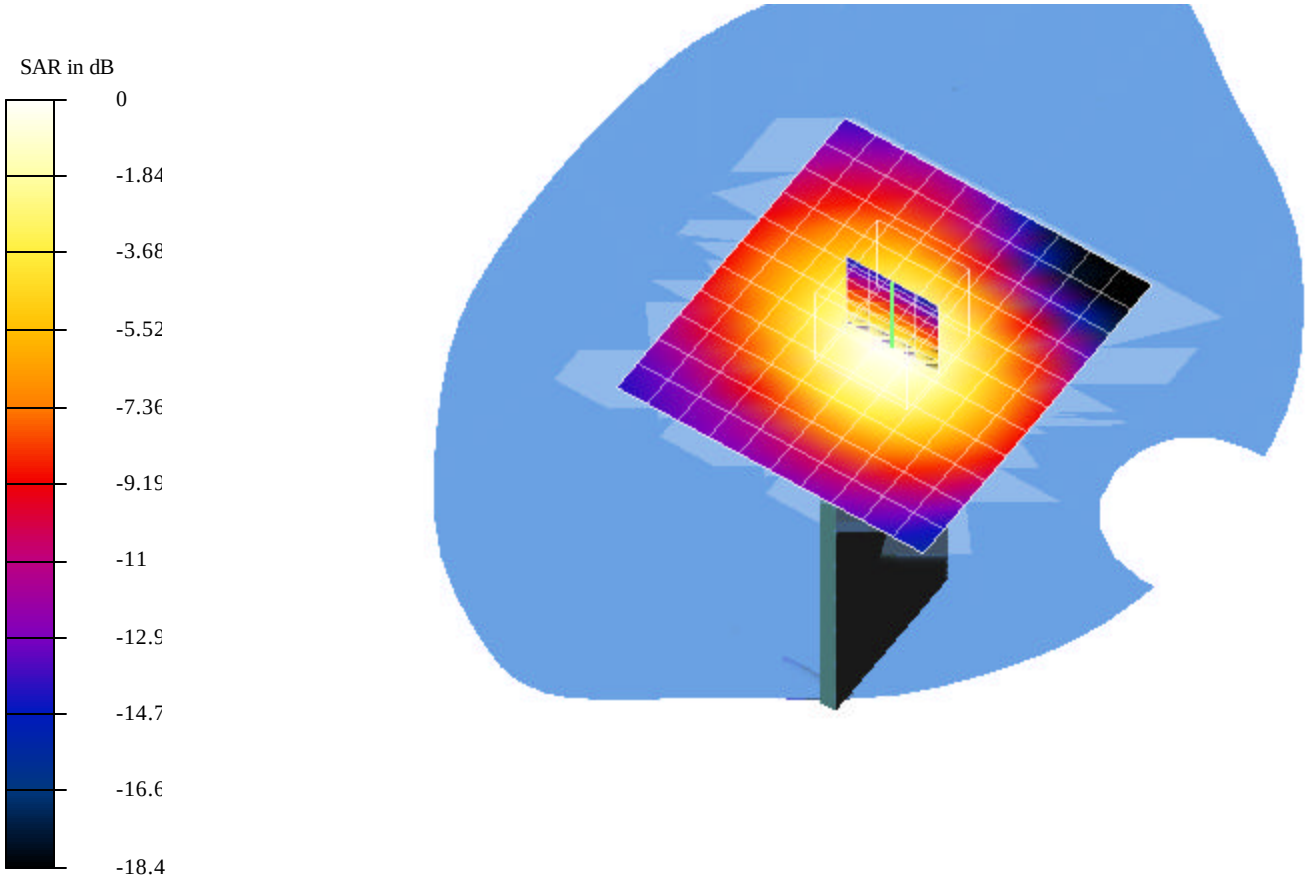

Date/Time: 03/19/03 19:45:34

Test Laboratory: Compliance Certification Services
File Name: 2M-CH_0.368mW.da4

**DUT: Wistron  Type & Serial Number: CB-500AG**
**Program: EUT setup Configuration 2 (802.11b) - Antenna A; Air temp 25 deg C & Liquid temp 23.4 deg C**

Communication System: DSSS; Frequency: 2437 MHz; Duty Cycle: 1:1
Medium: Muscle 2450 MHz ($\sigma$ = 1.9899 mho/m, $\varepsilon$ = 50.45, $\rho$ = 1000 kg/m3)
Phantom section: FlatSection

DASY4 Configuration:
- Probe: ET3DV6 - SN1577; ConvF(4.7, 4.7, 4.7); Calibrated: 2/7/2003
- Sensor-Surface: 4mm (Mechanical Surface Detection)
- Electronics: DAE3 Sn427; Calibrated: 2/4/2003
- Phantom: SAM 2 - TP:1050
- Software: DASY4, V4.0 Build 51

**Zoom Scan (5x5x7)/Cube 0:** Measurement grid: dx=7.5mm, dy=7.5mm
Reference Value = 14.3 V/m
Peak SAR = 0.745 mW/g
SAR(1 g) = 0.368 mW/g; SAR(10 g) = 0.199 mW/g
Power Drift = -0.008 dB
**Area Scan (11x12x1):** Measurement grid: dx=10mm, dy=10mm

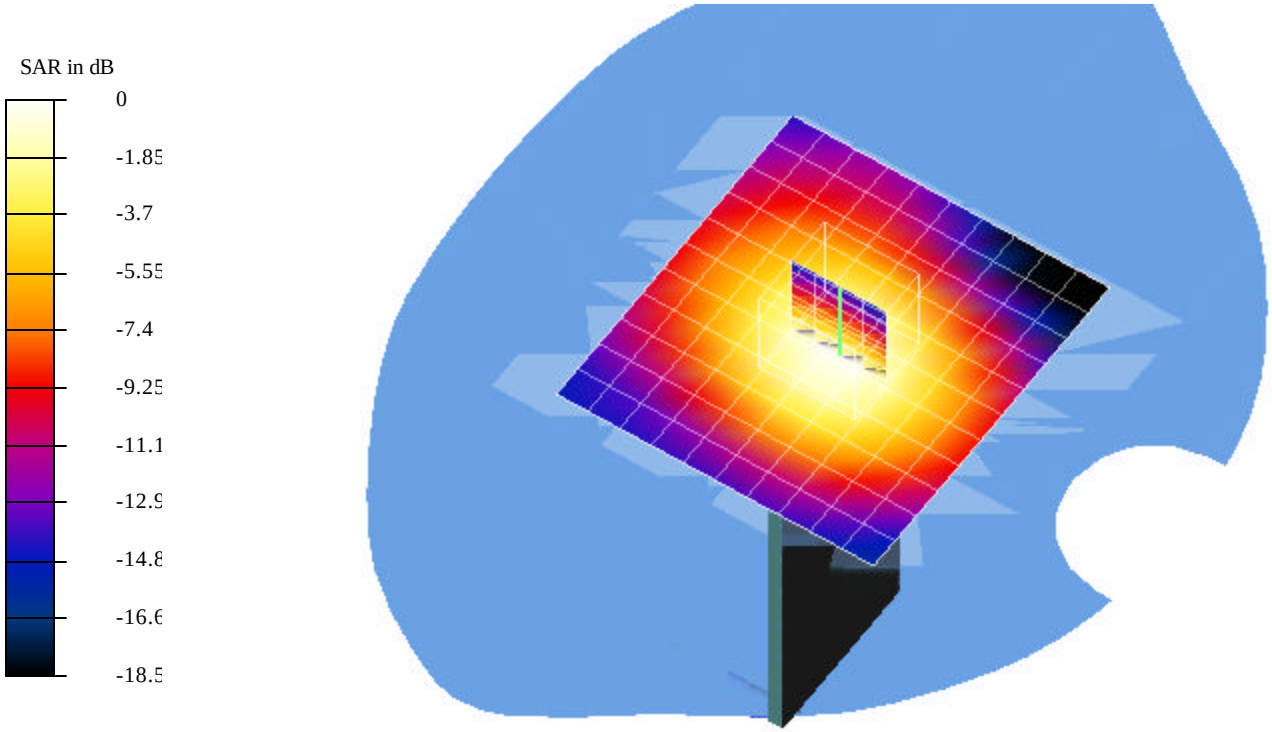

Date/Time: 03/19/03 20:15:20

Test Laboratory: Compliance Certification Services
File Name: 3M-CH_0.343mW.da4

**DUT: Wistron  Type & Serial Number: CB-500AG**
**Program: EUT setup Configuration 2 (802.11b) - Antenna A; Air temp 25 deg C & Liquid temp 23.5 deg C**

Communication System: DSSS; Frequency: 2462 MHz; Duty Cycle: 1:1
Medium: Muscle 2450 MHz ($\sigma$ = 1.9899 mho/m, $\varepsilon$ = 50.45, $\rho$ = 1000 kg/m3)
Phantom section: FlatSection

DASY4 Configuration:
- Probe: ET3DV6 - SN1577; ConvF(4.7, 4.7, 4.7); Calibrated: 2/7/2003
- Sensor-Surface: 4mm (Mechanical Surface Detection)
- Electronics: DAE3 Sn427; Calibrated: 2/4/2003
- Phantom: SAM 2 - TP:1050
- Software: DASY4, V4.0 Build 51

**Zoom Scan (5x5x7)/Cube 0:** Measurement grid: dx=7.5mm, dy=7.5mm
Reference Value = 13.7 V/m
Peak SAR = 0.698 mW/g
SAR(1 g) = 0.343 mW/g; SAR(10 g) = 0.184 mW/g
Power Drift = 0.03 dB
**Area Scan (11x12x1):** Measurement grid: dx=10mm, dy=10mm

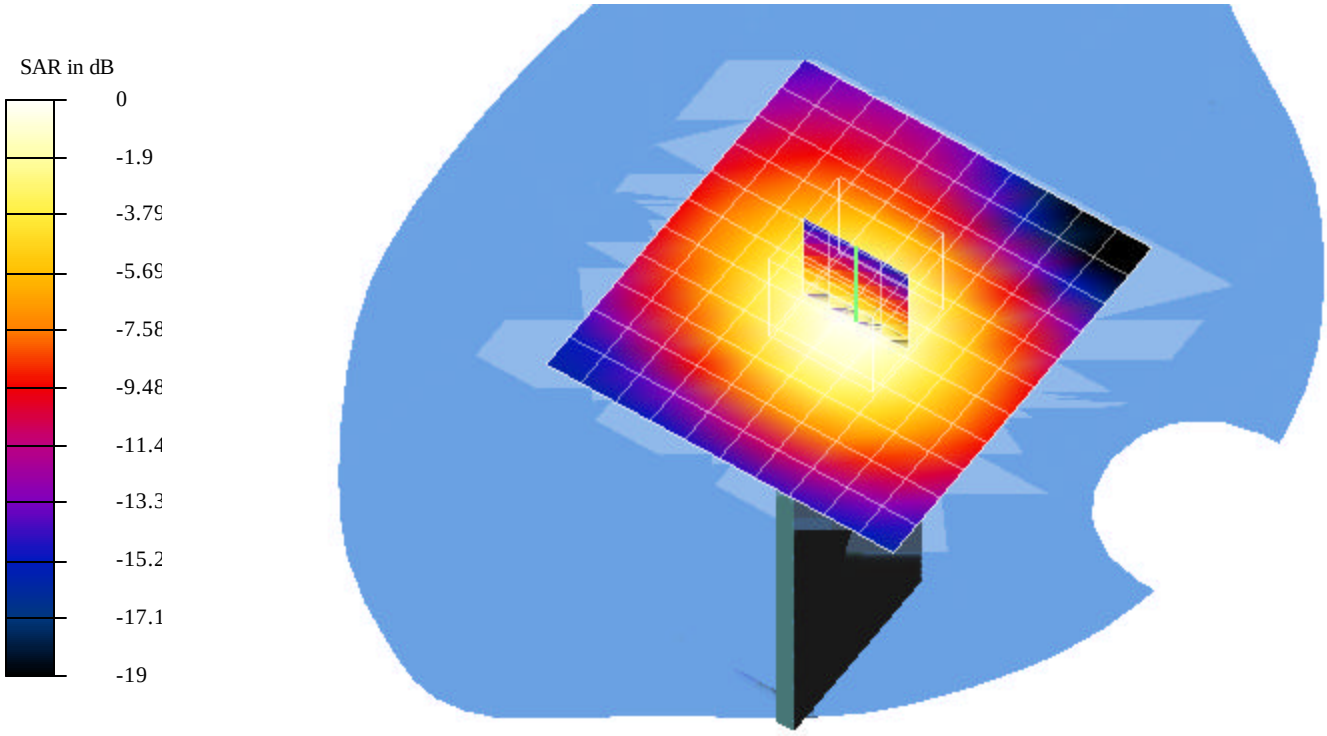

Date/Time: 03/19/03 21:48:18

Test Laboratory: Compliance Certification Services
File Name: 2M-CH_0.24 mW.da4

**EUT setup Configuration 2 ( Antenna B )**

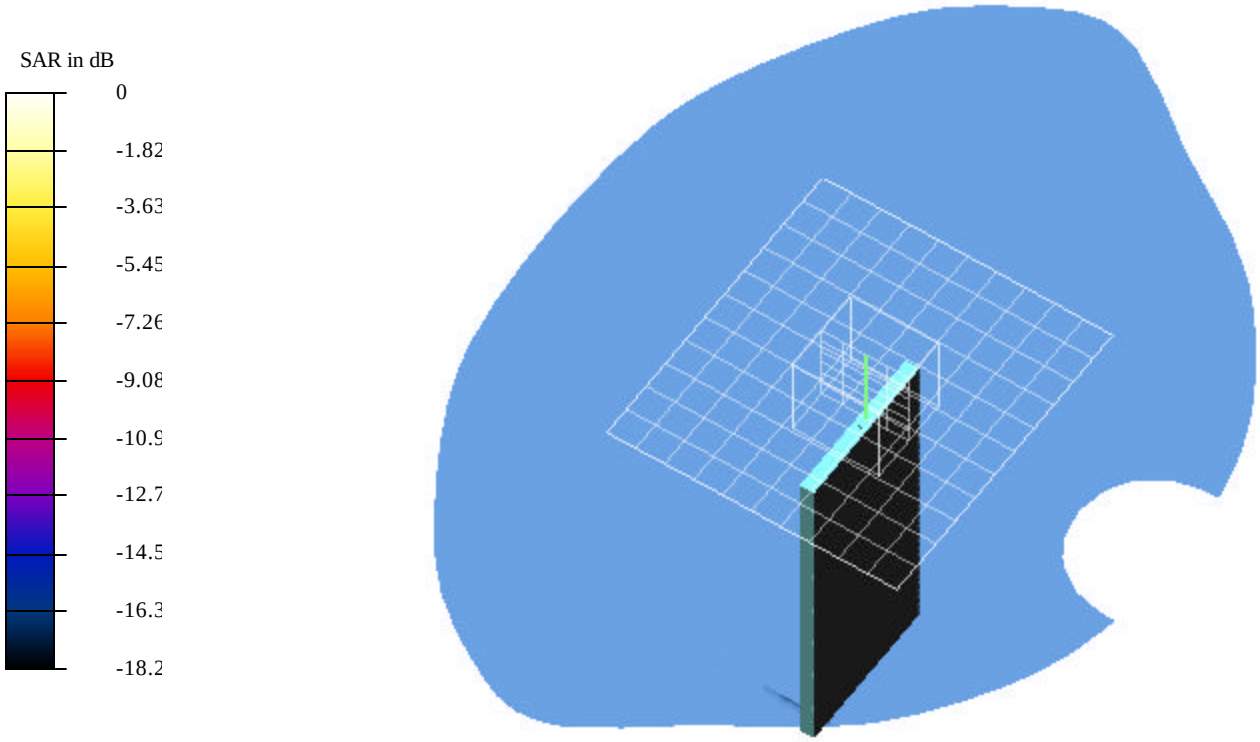

Date/Time: 03/19/03 21:48:18

Test Laboratory: Compliance Certification Services
File Name: 2M-CH_0.24 mW.da4

**DUT: Wistron  Type & Serial Number: CB-500AG**
**Program: EUT setup Configuration 2 (802.11b) - Antenna B; Air temp 25 deg C & Liquid temp 23.5 deg C**

Communication System: DSSS; Frequency: 2437 MHz; Duty Cycle: 1:1
Medium: Muscle 2450 MHz ($\sigma$ = 1.9899 mho/m, $\varepsilon$ = 50.45, $\rho$ = 1000 kg/m3)
Phantom section: FlatSection

DASY4 Configuration:
- Probe: ET3DV6 - SN1577; ConvF(4.7, 4.7, 4.7); Calibrated: 2/7/2003
- Sensor-Surface: 4mm (Mechanical Surface Detection)
- Electronics: DAE3 Sn427; Calibrated: 2/4/2003
- Phantom: SAM 2 - TP:1050
- Software: DASY4, V4.0 Build 51

**Zoom Scan (5x5x7)/Cube 0:** Measurement grid: dx=7.5mm, dy=7.5mm
Reference Value = 10.6 V/m
Peak SAR = 0.543 mW/g
SAR(1 g) = 0.24 mW/g; SAR(10 g) = 0.126 mW/g
Power Drift = -0.07 dB
**Area Scan (11x12x1):** Measurement grid: dx=10mm, dy=10mm

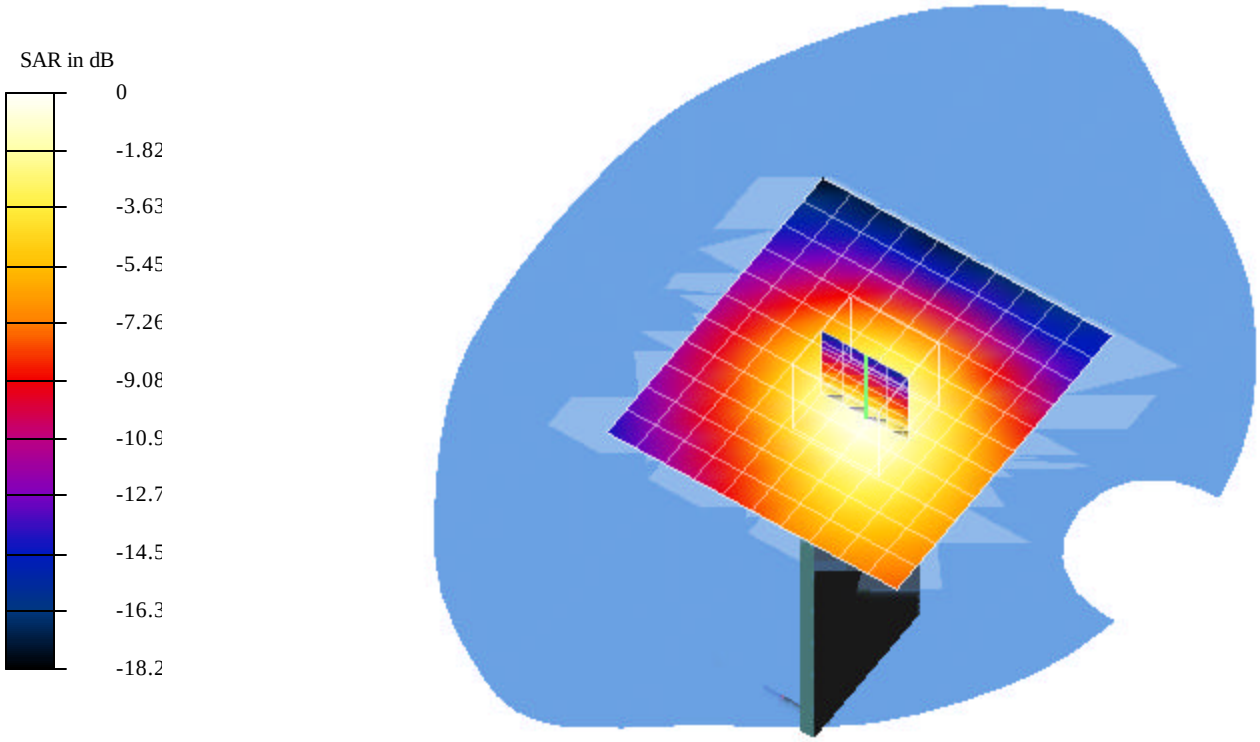

Date/Time: 03/19/03 22:34:12

Test Laboratory: Compliance Certification Services
File Name: 1L-CH_0.266 mW.da4

**EUT setup Configuration 2 ( Antenna A )**

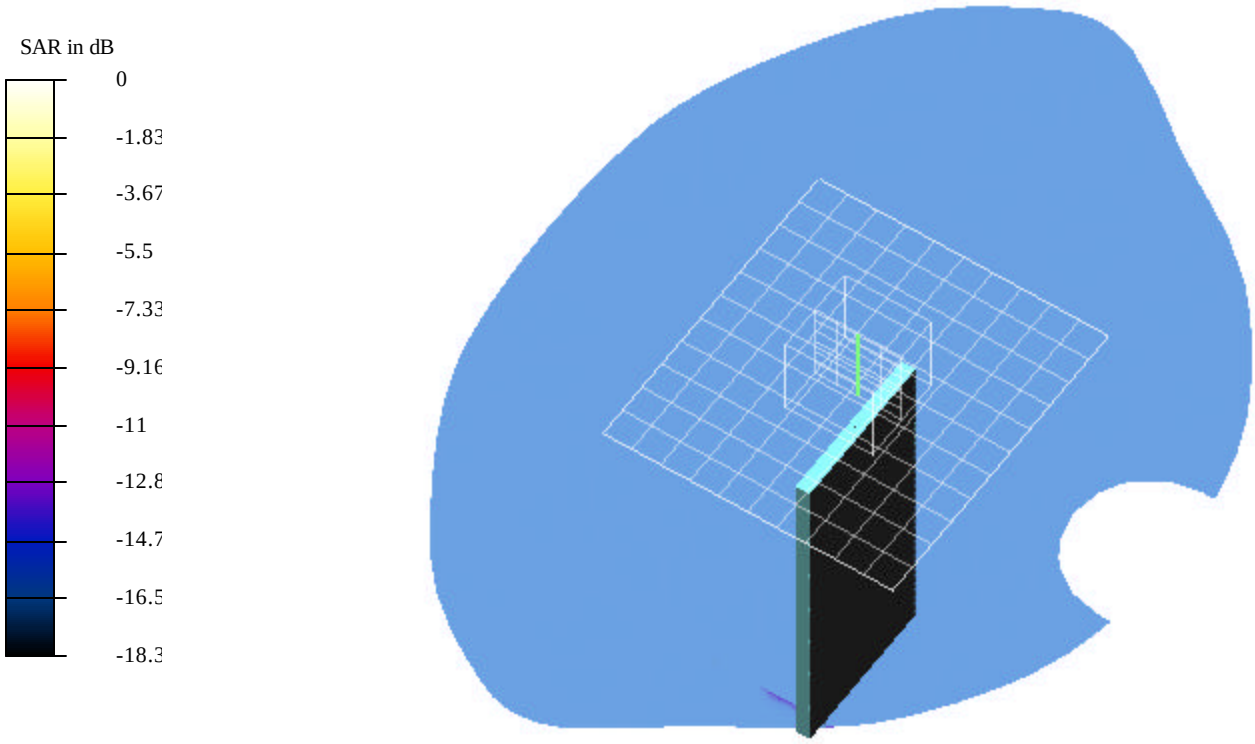

Date/Time: 03/19/03 22:34:12

Test Laboratory: Compliance Certification Services
File Name: 1L-CH_0.266 mW.da4

**DUT: Wistron  Type & Serial Number: CB-500AG**
**Program: EUT setup Configuration 2 (802.11g) - Antenna A; Air temp 25 deg C & Liquid temp 23.5 deg C**

Communication System: DSSS; Frequency: 2412 MHz; Duty Cycle: 1:1
Medium: Muscle 2450 MHz ($\sigma$ = 1.9899 mho/m, $\varepsilon$ = 50.45, $\rho$ = 1000 kg/m3)
Phantom section: FlatSection

DASY4 Configuration:
- Probe: ET3DV6 - SN1577; ConvF(4.7, 4.7, 4.7); Calibrated: 2/7/2003
- Sensor-Surface: 4mm (Mechanical Surface Detection)
- Electronics: DAE3 Sn427; Calibrated: 2/4/2003
- Phantom: SAM 2 - TP:1050
- Software: DASY4, V4.0 Build 51

**Zoom Scan (5x5x7)/Cube 0:** Measurement grid: dx=7.5mm, dy=7.5mm
Reference Value = 12.1 V/m
Peak SAR = 0.535 mW/g
SAR(1 g) = 0.266 mW/g; SAR(10 g) = 0.144 mW/g
Power Drift = 0.009 dB
**Area Scan (11x12x1):** Measurement grid: dx=10mm, dy=10mm

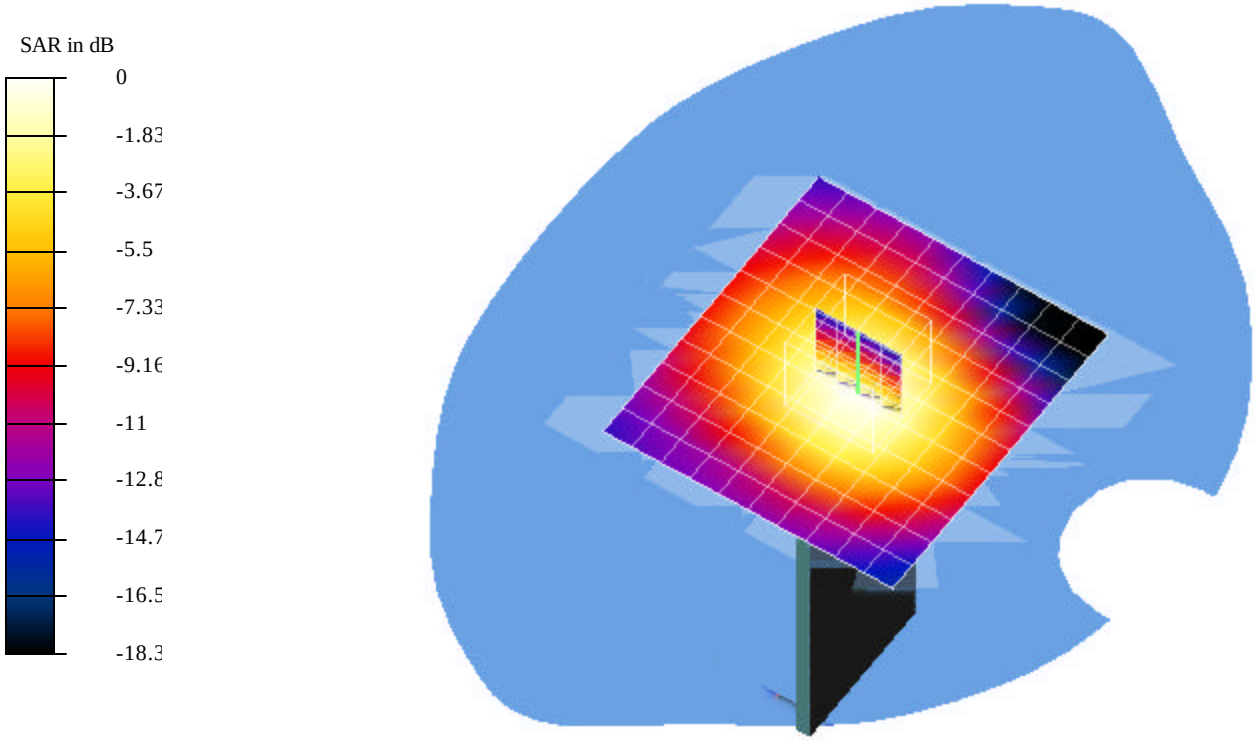

Date/Time: 03/19/03 23:59:42

Test Laboratory: Compliance Certification Services
File Name: 2M-CH_0.265 mW.da4

**DUT: Wistron  Type & Serial Number: CB-500AG**
**Program: EUT setup Configuration 2 (802.11g) - Antenna A; Air temp 25 deg C & Liquid temp 23.4 deg C**

Communication System: DSSS; Frequency: 2437 MHz; Duty Cycle: 1:1
Medium: Muscle 2450 MHz ($\sigma$ = 1.9899 mho/m, $\varepsilon$ = 50.45, $\rho$ = 1000 kg/m3)
Phantom section: FlatSection

DASY4 Configuration:
- Probe: ET3DV6 - SN1577; ConvF(4.7, 4.7, 4.7); Calibrated: 2/7/2003
- Sensor-Surface: 4mm (Mechanical Surface Detection)
- Electronics: DAE3 Sn427; Calibrated: 2/4/2003
- Phantom: SAM 2 - TP:1050
- Software: DASY4, V4.0 Build 51

**Zoom Scan (5x5x7)/Cube 0:** Measurement grid: dx=7.5mm, dy=7.5mm
Reference Value = 12.2 V/m
Peak SAR = 0.537 mW/g
SAR(1 g) = 0.265 mW/g; SAR(10 g) = 0.143 mW/g
Power Drift = -0.03 dB
**Area Scan (11x12x1):** Measurement grid: dx=10mm, dy=10mm

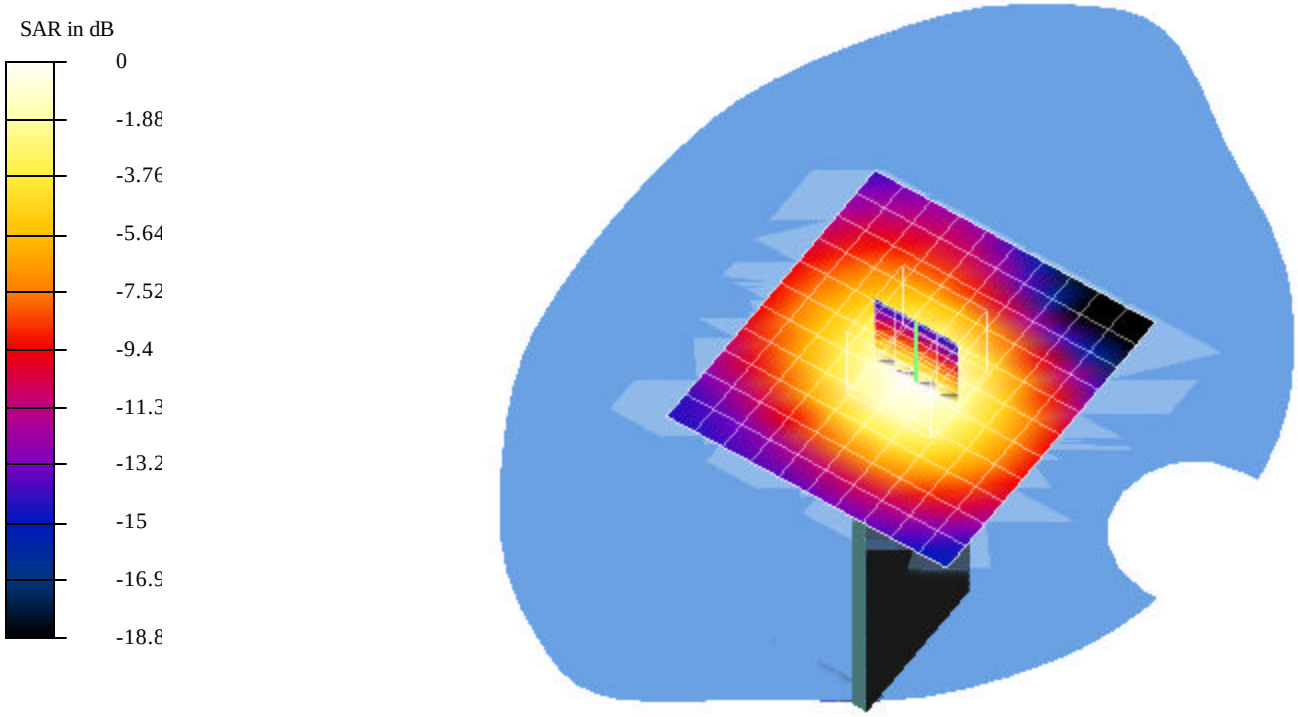

Date/Time: 03/20/03 00:27:38

Test Laboratory: Compliance Certification Services
File Name: 3H-CH_0.243 mW.da4

**DUT: Wistron  Type & Serial Number: CB-500AG**
**Program: EUT setup Configuration 2 (802.11g) - Antenna A; Air temp 25 deg C & Liquid temp 23.5 deg C**

Communication System: DSSS; Frequency: 2462 MHz; Duty Cycle: 1:1
Medium: Muscle 2450 MHz ($\sigma$ = 1.9899 mho/m, $\varepsilon$ = 50.45, $\rho$ = 1000 kg/m3)
Phantom section: FlatSection

DASY4 Configuration:
- Probe: ET3DV6 - SN1577; ConvF(4.7, 4.7, 4.7); Calibrated: 2/7/2003
- Sensor-Surface: 4mm (Mechanical Surface Detection)
- Electronics: DAE3 Sn427; Calibrated: 2/4/2003
- Phantom: SAM 2 - TP:1050
- Software: DASY4, V4.0 Build 51

**Zoom Scan (5x5x7)/Cube 0:** Measurement grid: dx=7.5mm, dy=7.5mm
Reference Value = 11.5 V/m
Peak SAR = 0.496 mW/g
SAR(1 g) = 0.243 mW/g; SAR(10 g) = 0.13 mW/g
Power Drift = -0.004 dB
**Area Scan (11x12x1):** Measurement grid: dx=10mm, dy=10mm

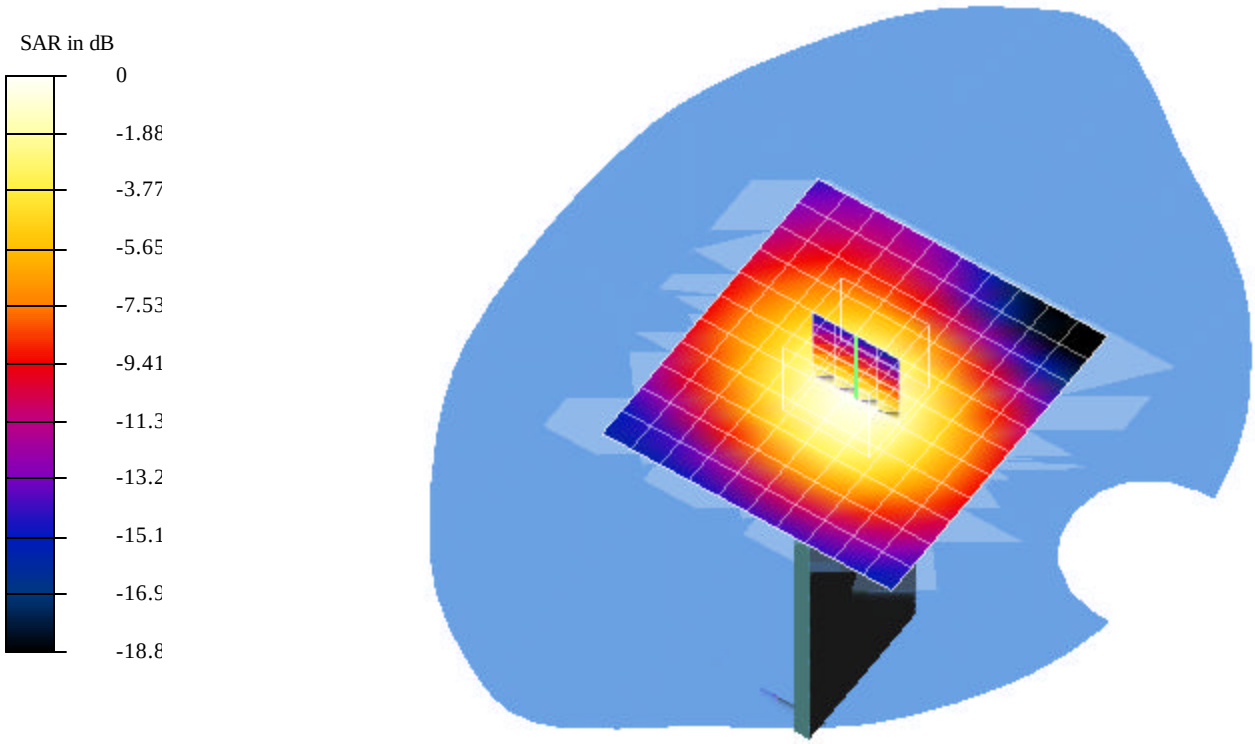

Date/Time: 03/20/03 01:13:32

Test Laboratory: Compliance Certification Services
File Name: 1L-CH_ 0.195 mW.da4

**EUT setup Configuration 2 ( Antenna B )**

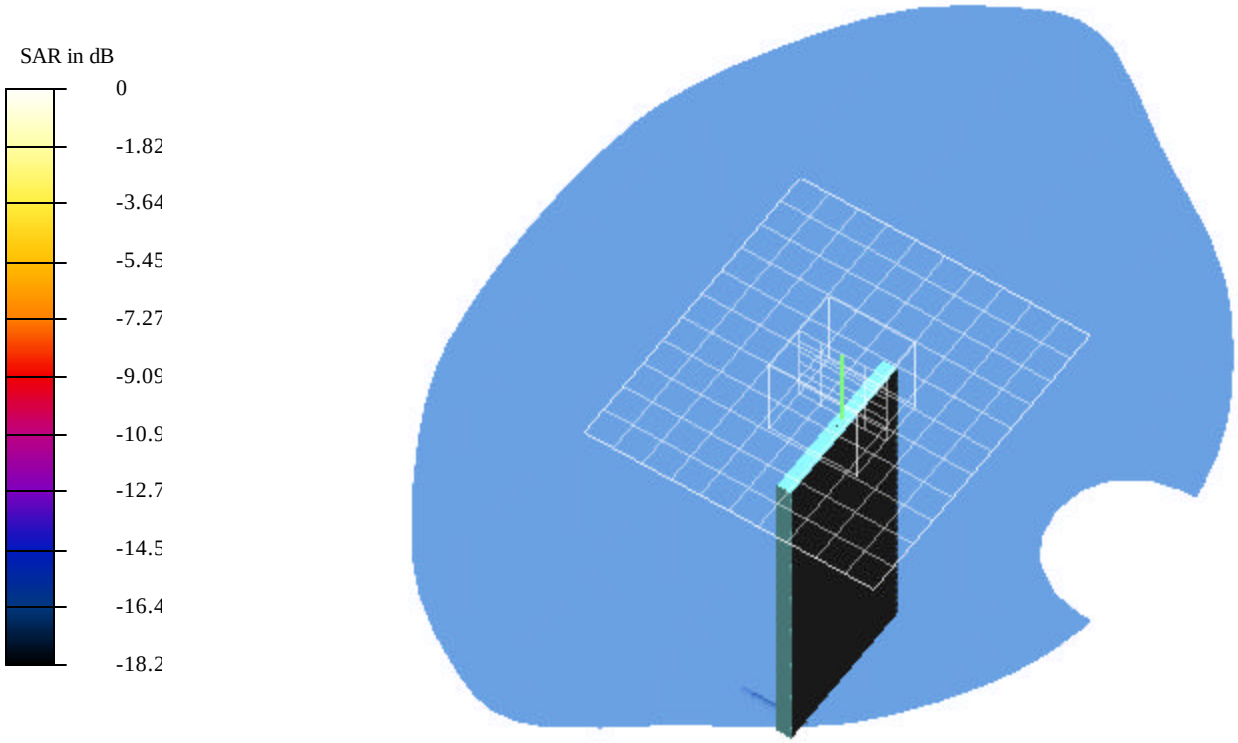

Date/Time: 03/20/03 01:52:32

Test Laboratory: Compliance Certification Services
File Name: 1L-CH_ 0.195 mW.da4

**DUT: Wistron  Type & Serial Number: CB-500AG**
**Program: EUT setup Configuration 2 (802.11g) - Antenna B; Air temp 25 deg C & Liquid temp 23.5 deg C**

Communication System: DSSS; Frequency: 2412 MHz; Duty Cycle: 1:1
Medium: Muscle 2450 MHz ($\sigma$ = 1.9899 mho/m, $\varepsilon$ = 50.45, $\rho$ = 1000 kg/m3)
Phantom section: FlatSection

DASY4 Configuration:
- Probe: ET3DV6 - SN1577; ConvF(4.7, 4.7, 4.7); Calibrated: 2/7/2003
- Sensor-Surface: 4mm (Mechanical Surface Detection)
- Electronics: DAE3 Sn427; Calibrated: 2/4/2003
- Phantom: SAM 2 - TP:1050
- Software: DASY4, V4.0 Build 51
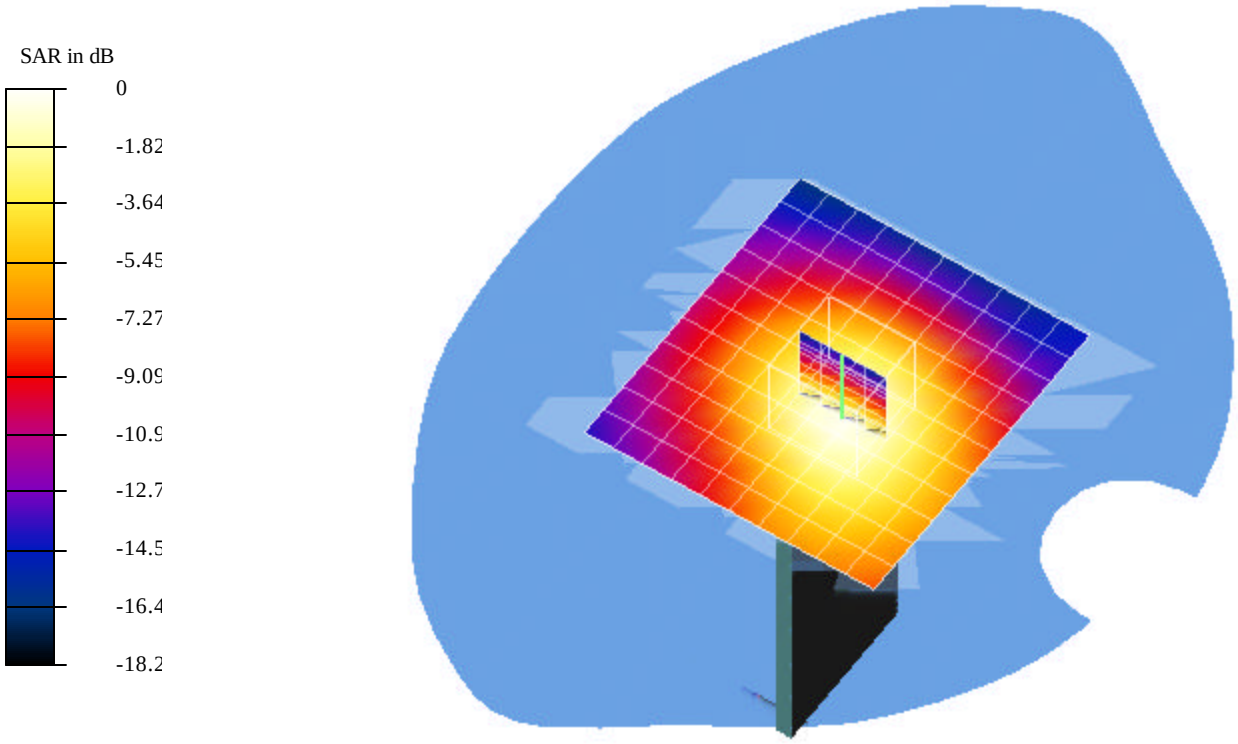
**Zoom Scan (5x5x7)/Cube 0:** Measurement grid: dx=7.5mm, dy=7.5mm
Reference Value = 9.59 V/m
Peak SAR = 0.438 mW/g
SAR(1 g) = 0.195 mW/g; SAR(10 g) = 0.104 mW/g
Power Drift = -0.02 dB
**Area Scan (11x12x1):** Measurement grid: dx=10mm, dy=10mm