6.2 Peak Power Spectral Density [Section 15.407(a)(1)(2)(3)]

6.2.1 Test Procedure

1. The Transmitter output of EUT was connected to the spectrum analyzer.
   Equipment mode: Spectrum analyzer
   Detector function: Peak mode
   SPAN: 30MHz or 50MHz
   RBW: 1MHz
   VBW: 3MHz
   Sweep time: 30 or 50 sec.
   Center frequency: fundamental frequency tested
2. Peak search was read to the peak power after maximum hold function is completed.

6.2.2 Test Setup



6.2.3 Test Data: (Normal Mode)

Maximum Peak Output Power Density

Temp. (deg. C): 25

Test Engr: Mailes Hsieh Humidity (%): 50

Channel	Frequency (Mhz)	Spectrum Reading (dBm)	Cable Loss(dB)	Peak Power Output dBm/MHz)	Limit (dBm/Mhz)	Pass/Fail
1	5180	2.22	1.20	3.42	4.00	Pass
4	5240	2.45	1.20	3.65	4.00	Pass
5	5260	9.48	1.20	10.68	11.00	Pass
8	5320	9.53	1.20	10.73	11.00	Pass
9	5745	8.79	1.20	9.99	17.00	Pass
12	5805	9.24	1.20	10.44	17.00	Pass

6.2.4 Test Data: (Turbo Mode)

Maximum Peak Output Power Density

Temp. (deg. C): 25

Test Engr: Mailes Hsieh Humidity (%): 50

Channel	Frequency (Mhz)	Spectrum Reading (dBm)	Cable Loss(dB)	Peak Power Output dBm/MHz)	Limit (dBm/Mhz)	Pass/Fail
1	5210	0.48	1.20	1.68	4.00	Pass
2	5250	0.14	1.20	1.34	4.00	Pass
3	5290	4.07	1.20	5.27	11.00	Pass
4	5760	5.20	1.20	6.40	11.00	Pass
5	5800	1.00	1.20	2.20	17.00	Pass

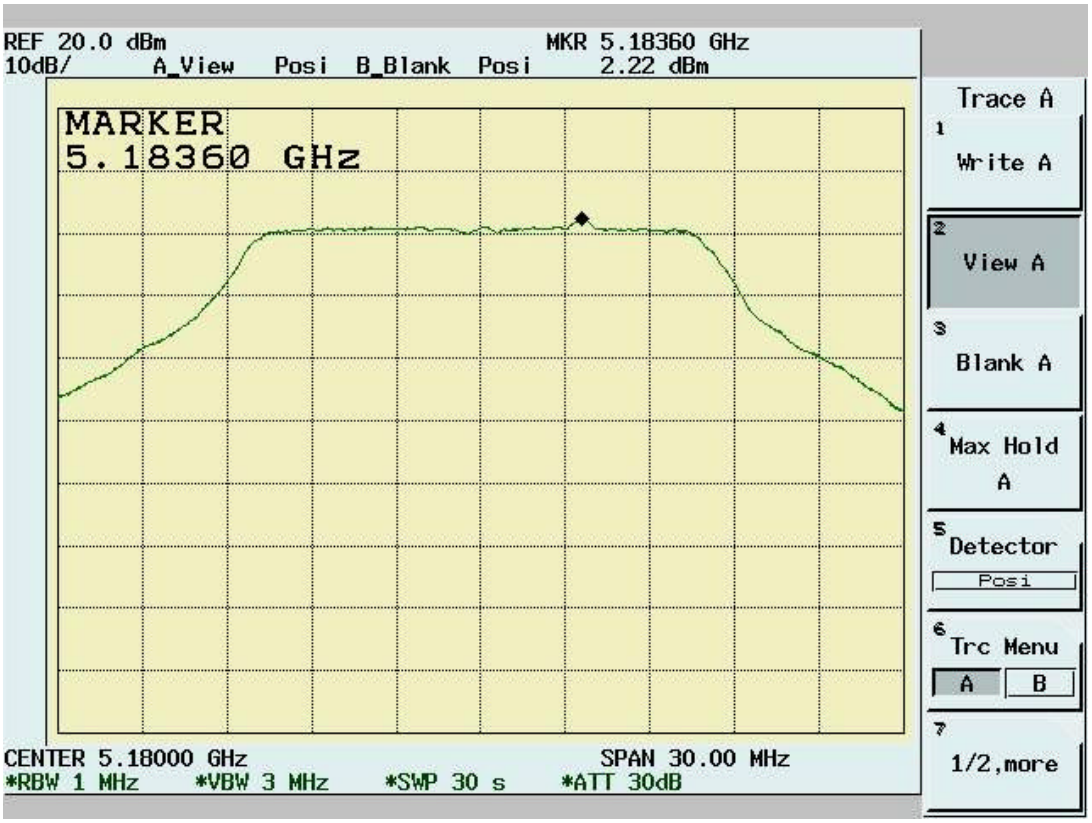
REF 20.0 dBm
10dB/ A_View Posi B_Blank Posi
MKR 5.18360 GHz
2.22 dBm
MARKER
5.18360 GHz
CENTER 5.18000 GHz
SPAN 30.00 MHz
*RBW 1 MHz *VBW 3 MHz *SWP 30 s *ATT 30dB
Trace A
1 Write A
2 View A
3 Blank A
4 Max Hold A
5 Detector
Posi
6 Trc Menu
A B
7 1/2,more

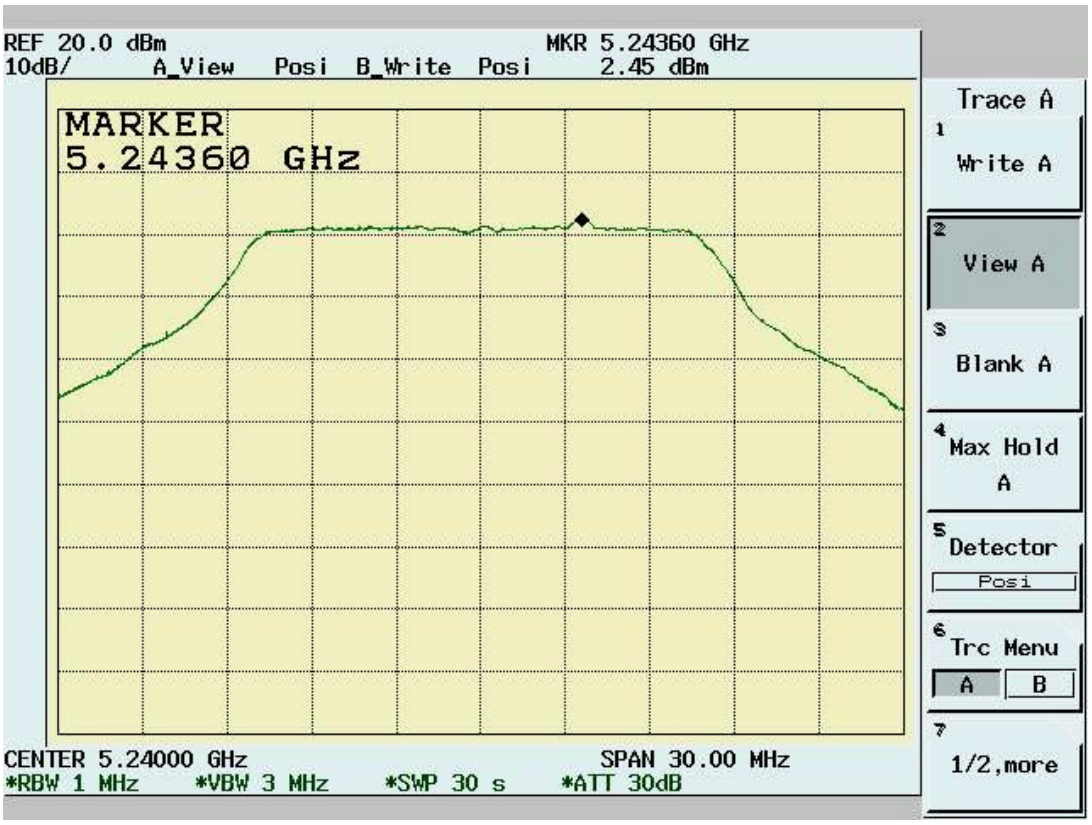
REF 20.0 dBm
10dB/ A_View Posi B_Write Posi
MKR 5.24360 GHz
2.45 dBm
MARKER
5.24360 GHz
CENTER 5.24000 GHz
SPAN 30.00 MHz
*RBW 1 MHz *VBW 3 MHz *SWP 30 s *ATT 30dB
Trace A
1 Write A
2 View A
3 Blank A
4 Max Hold A
5 Detector
Posi
6 Trc Menu
A B
7 1/2,more

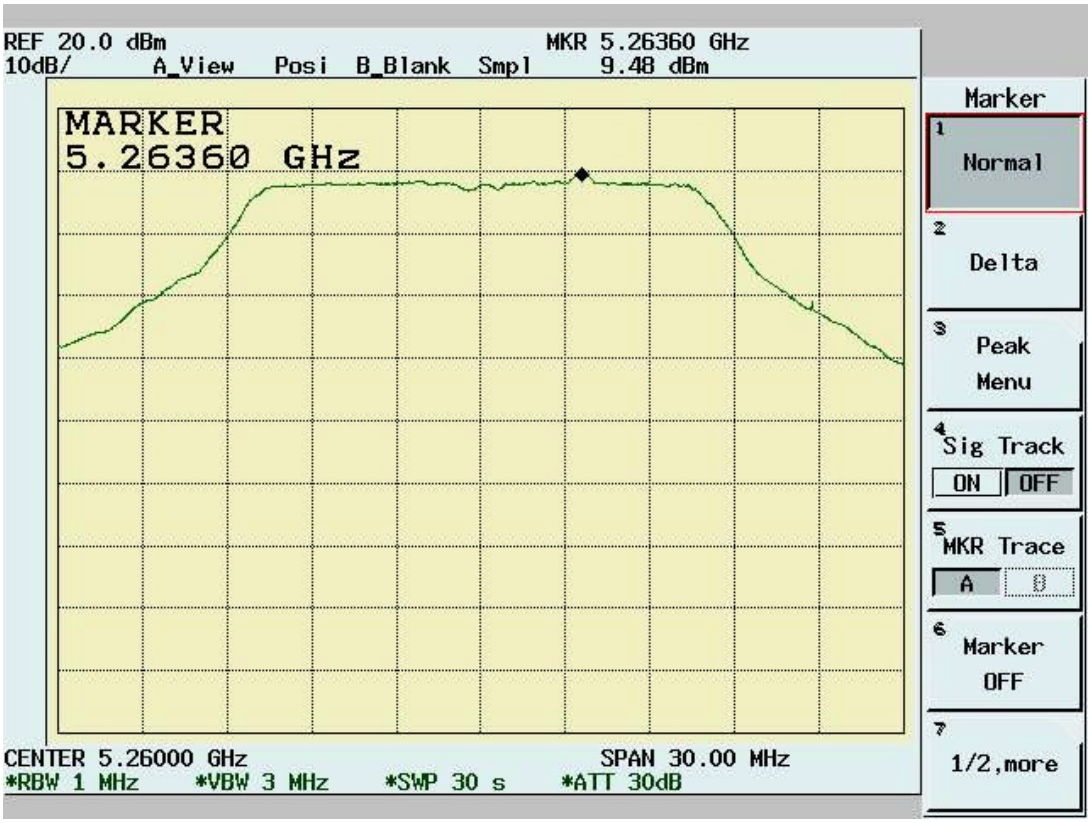
REF 20.0 dBm
10dB/ A_View Posi B_Blank Smpl
MKR 5.26360 GHz
9.48 dBm
MARKER
5.26360 GHz
CENTER 5.26000 GHz
SPAN 30.00 MHz
*RBW 1 MHz *VBW 3 MHz *SWP 30 s *ATT 30dB
Marker
1 Normal
2 Delta
3 Peak Menu
4 Sig Track
ON OFF
5 MKR Trace
A B
6 Marker OFF
7 1/2,more

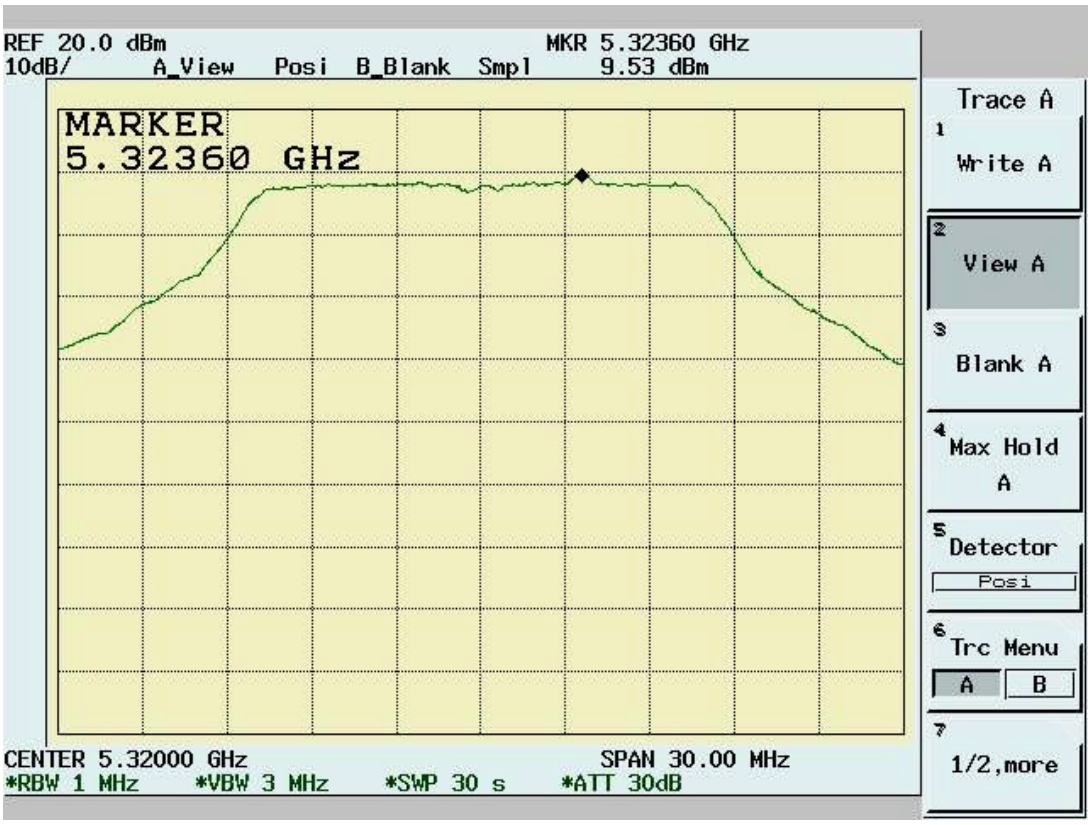
REF 20.0 dBm
10dB/ A_View Posi B_Blank Smpl
MKR 5.32360 GHz
9.53 dBm
MARKER
5.32360 GHz
CENTER 5.32000 GHz
SPAN 30.00 MHz
*RBW 1 MHz *VBW 3 MHz *SWP 30 s *ATT 30dB
Trace A
1 Write A
2 View A
3 Blank A
4 Max Hold A
5 Detector
Posi
6 Trc Menu
A B
7 1/2,more

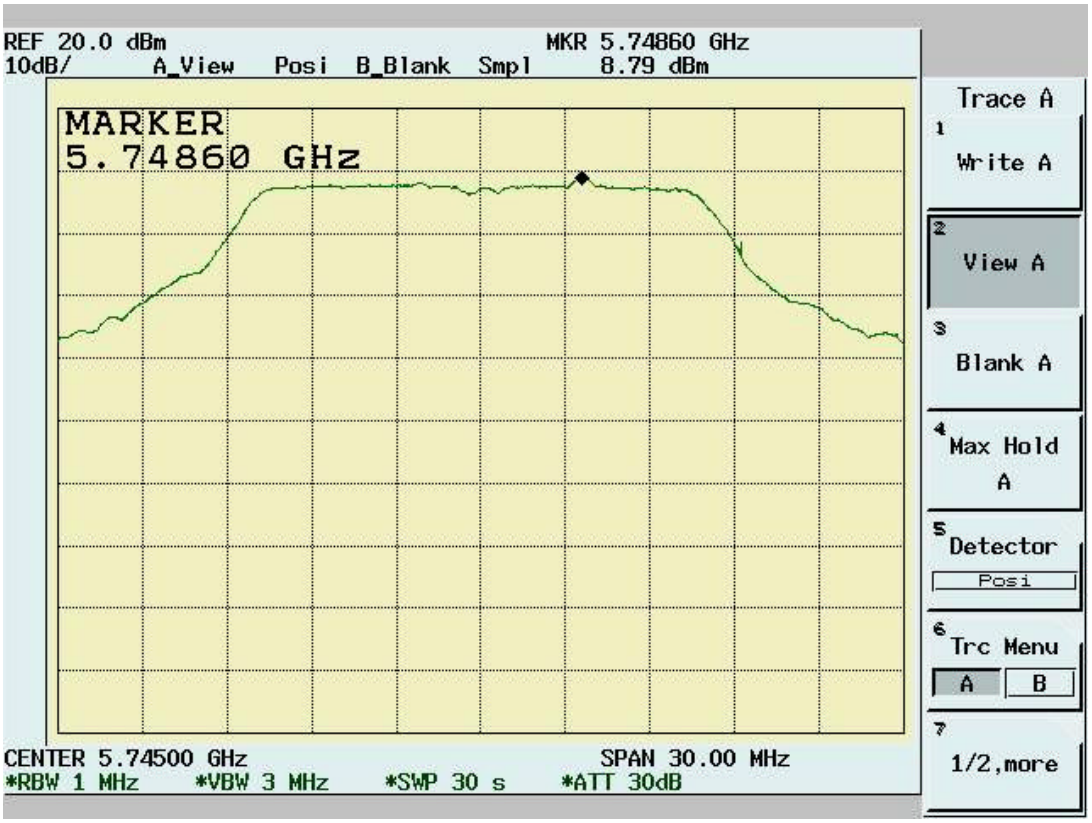
REF 20.0 dBm
10dB/ A_View Posi B_Blank Smpl
MKR 5.74860 GHz
8.79 dBm
MARKER
5.74860 GHz
CENTER 5.74500 GHz
SPAN 30.00 MHz
*RBW 1 MHz *VBW 3 MHz *SWP 30 s *ATT 30dB
Trace A
1 Write A
2 View A
3 Blank A
4 Max Hold A
5 Detector
Posi
6 Trc Menu
A B
7 1/2,more

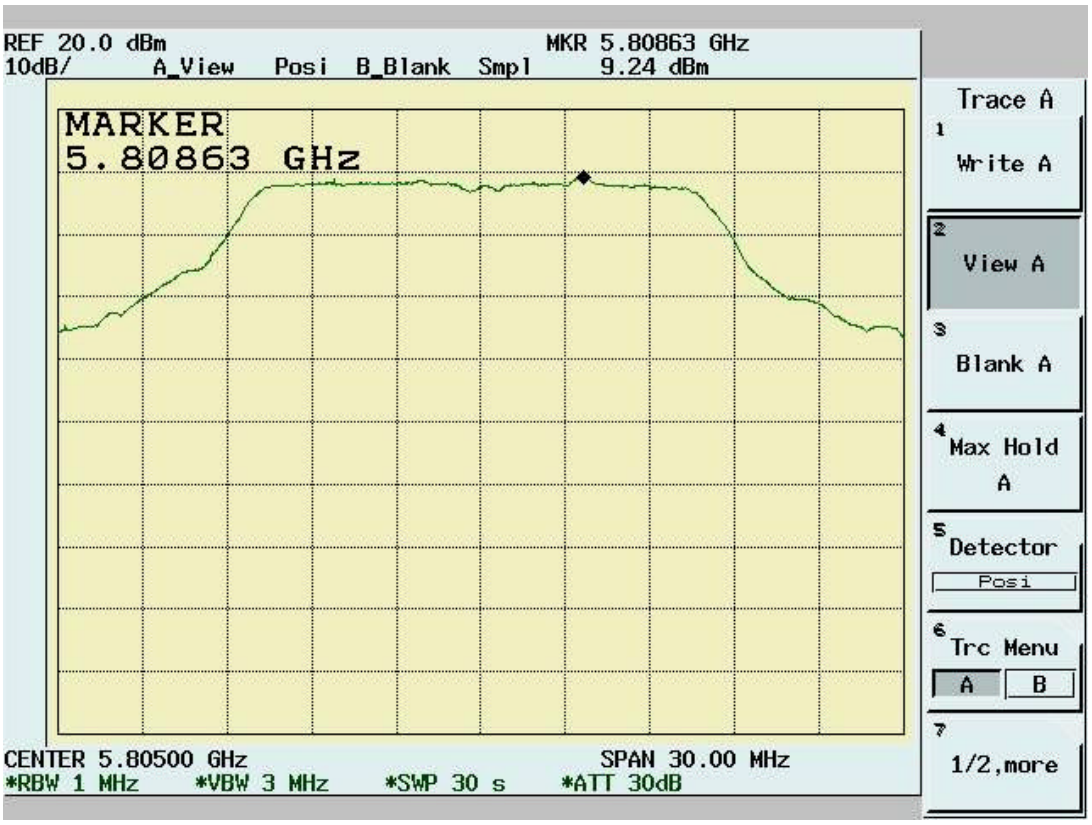
REF 20.0 dBm
10dB/ A_View Posi B_Blank Smpl
MKR 5.80863 GHz
9.24 dBm
MARKER
5.80863 GHz
CENTER 5.80500 GHz
SPAN 30.00 MHz
*RBW 1 MHz *VBW 3 MHz *SWP 30 s *ATT 30dB
Trace A
1 Write A
2 View A
3 Blank A
4 Max Hold A
5 Detector
Posi
6 Trc Menu
A B
7 1/2,more

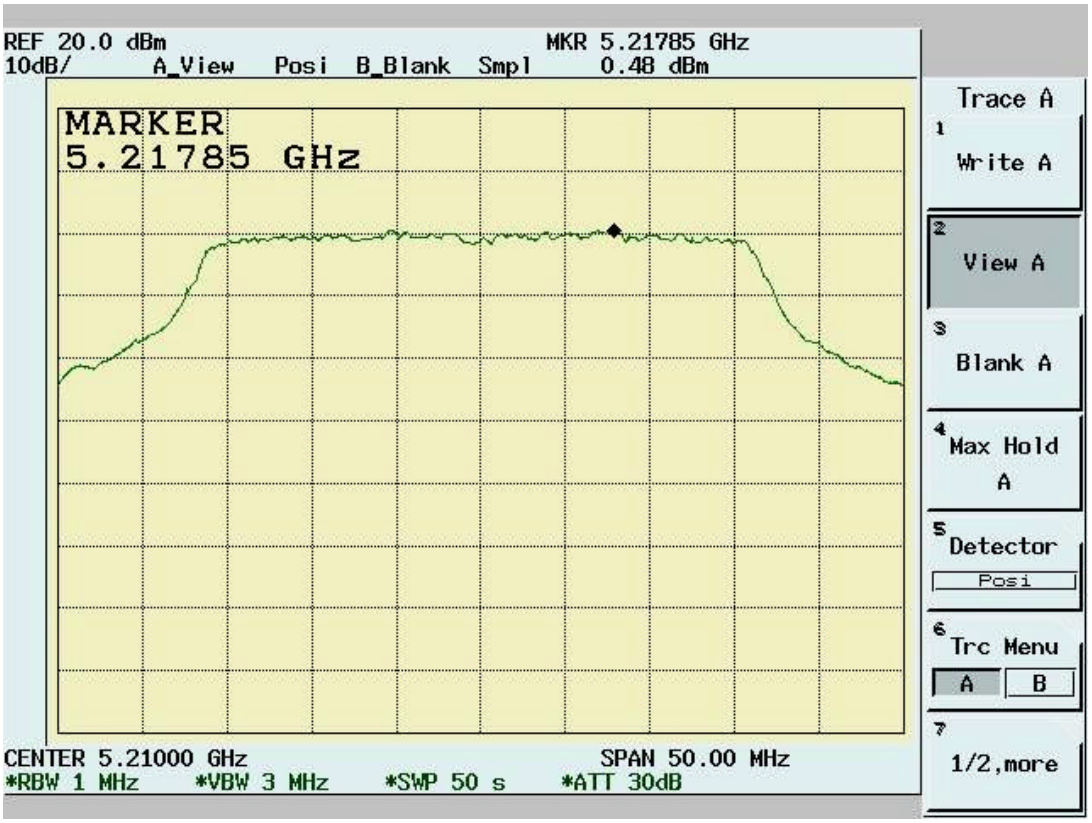
REF 20.0 dBm
10dB/ A_View Posi B_Blank Smpl
MKR 5.21785 GHz
0.48 dBm
MARKER
5.21785 GHz
CENTER 5.21000 GHz
SPAN 50.00 MHz
*RBW 1 MHz *VBW 3 MHz *SWP 50 s *ATT 30dB
Trace A
1 Write A
2 View A
3 Blank A
4 Max Hold A
5 Detector
Posi
6 Trc Menu
A B
7 1/2,more

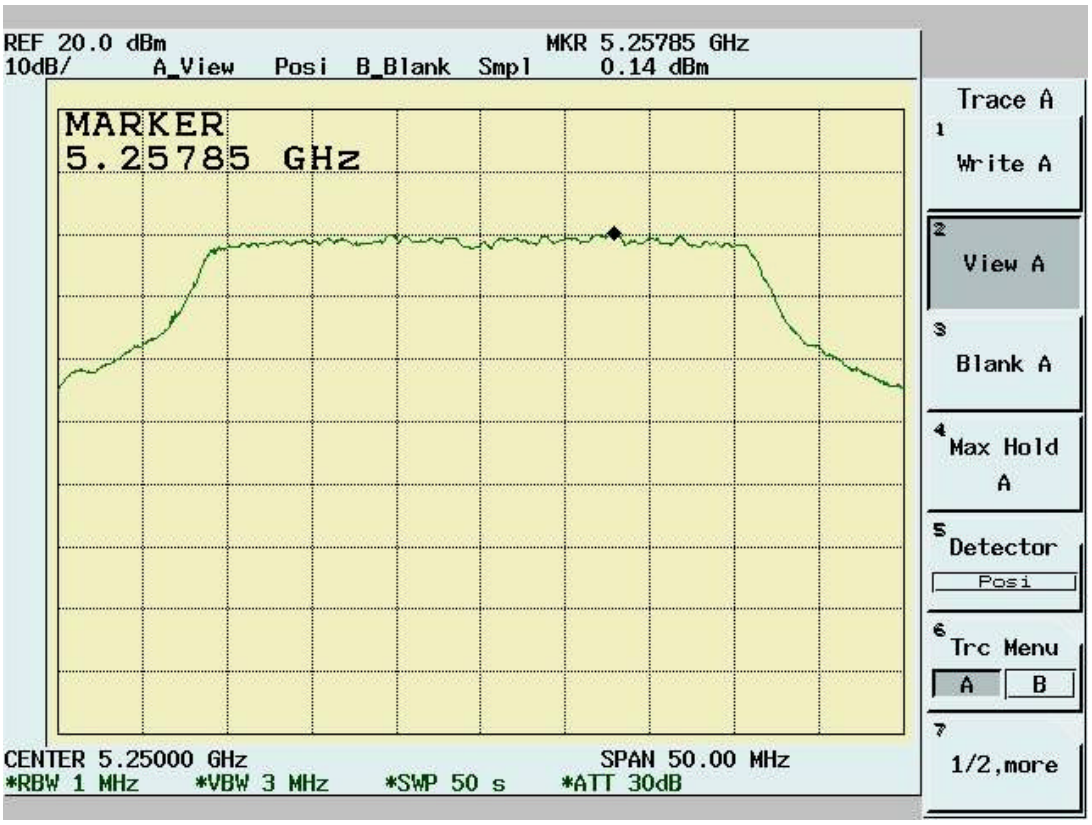
REF 20.0 dBm
10dB/ A_View Posi B_Blank Smpl
MKR 5.25785 GHz
0.14 dBm
MARKER
5.25785 GHz
CENTER 5.25000 GHz
SPAN 50.00 MHz
*RBW 1 MHz *VBW 3 MHz *SWP 50 s *ATT 30dB
Trace A
1 Write A
2 View A
3 Blank A
4 Max Hold A
5 Detector
Posi
6 Trc Menu
A B
7 1/2,more

REF 20.0 dBm
10dB/ A_View Posi B_Blank Smpl
MKR 5.29775 GHz
4.07 dBm
MARKER
5.29775 GHz
CENTER 5.29000 GHz
SPAN 50.00 MHz
*RBW 1 MHz *VBW 3 MHz *SWP 50 s *ATT 30dB
Trace A
1 Write A
2 View A
3 Blank A
4 Max Hold A
5 Detector
Posi
6 Trc Menu
A B
7 1/2,more

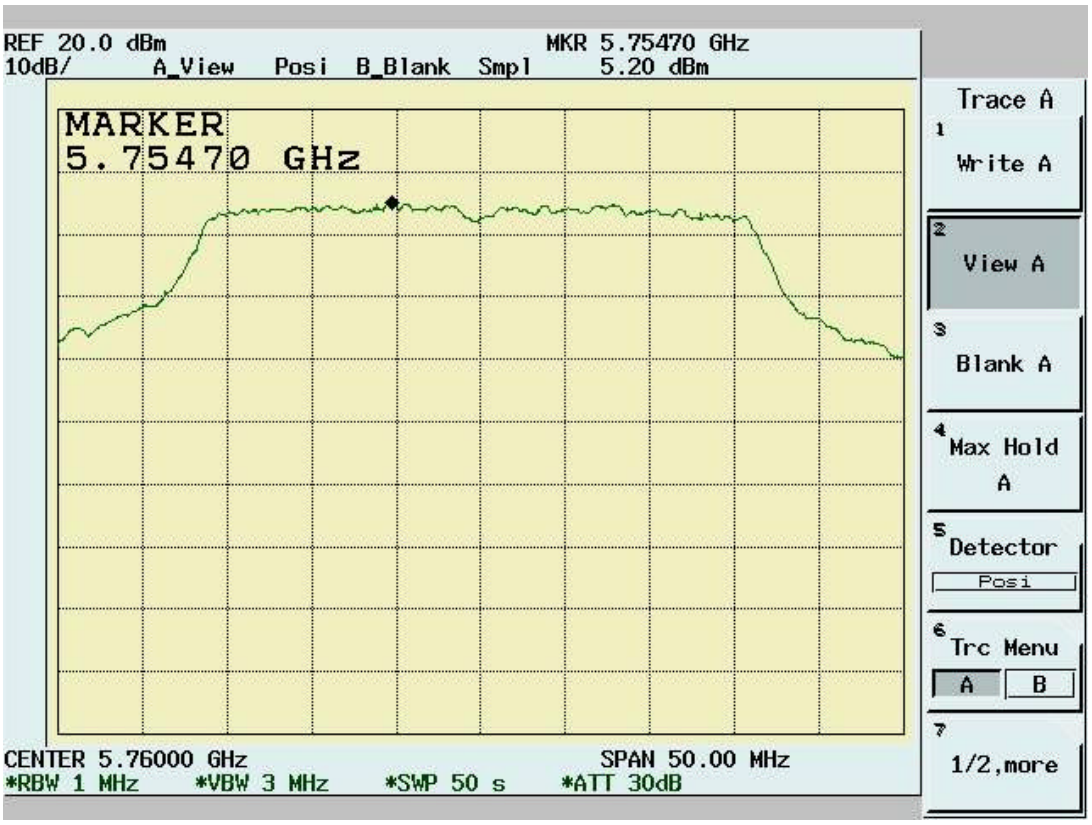
REF 20.0 dBm
10dB/ A_View Posi B_Blank Smpl
MKR 5.75470 GHz
5.20 dBm
MARKER
5.75470 GHz
CENTER 5.76000 GHz
SPAN 50.00 MHz
*RBW 1 MHz *VBW 3 MHz *SWP 50 s *ATT 30dB
Trace A
1 Write A
2 View A
3 Blank A
4 Max Hold A
5 Detector
Posi
6 Trc Menu
A B
7 1/2,more

REF 20.0 dBm
10dB/ A_View Posi B_Blank Smpl
MKR 5.79460 GHz
1.00 dBm
MARKER
5.79460 GHz
CENTER 5.80000 GHz
SPAN 50.00 MHz
*RBW 1 MHz *VBW 3 MHz *SWP 50 s *ATT 30dB
Trace A
1 Write A
2 View A
3 Blank A
4 Max Hold A
5 Detector
Posi
6 Trc Menu
A B
7 1/2,more

6.3 Peak Power Excursion Measurement [Section 15.407(a)(6)]

6.3.1 Test Procedure

1. The Transmitter output of EUT was connected to the spectrum analyzer.
2. Frequency SPAN of Spectrum: 30MHz or 50MHz.
3. Trace 1 : RBW: 1MHz, VBW: 3MHz. Using positive detector
4. Trace 2 : RBW: 1MHz, VBW: 3MHz. Using sample detector
5. Record the largest difference between Trace 1 and Trace 2.

6.3.2 Test Setup

6.3.3 Test Data: (Normal Mode)

Peak Power Excursion

Temp. (deg. C): 25

Test Engr: Mailes Hsieh Humidity (%): 50

Channel	Frequency (Mhz)	Peak Power Excursion (dBm)	Limit dBm	Pass/Fail
1	5180	10.55	13	Pass
4	5240	11.95	13	Pass
5	5260	11.32	13	Pass
8	5320	12.05	13	Pass
9	5745	11.50	13	Pass
12	5805	11.38	13	Pass

6.3.4 Test Data: (Turbo Mode)

Peak Power Excursion

Temp. (deg. C): 25

Test Engr: Mailes Hsieh Humidity (%): 50

Channel	Frequency (Mhz)	Peak Power Excursion (dBm)	Limit dBm	Pass/Fail
1	5210	9.27	13	Pass
2	5250	10.97	13	Pass
3	5290	10.76	13	Pass
4	5760	11.40	13	Pass
5	5800	10.24	13	Pass

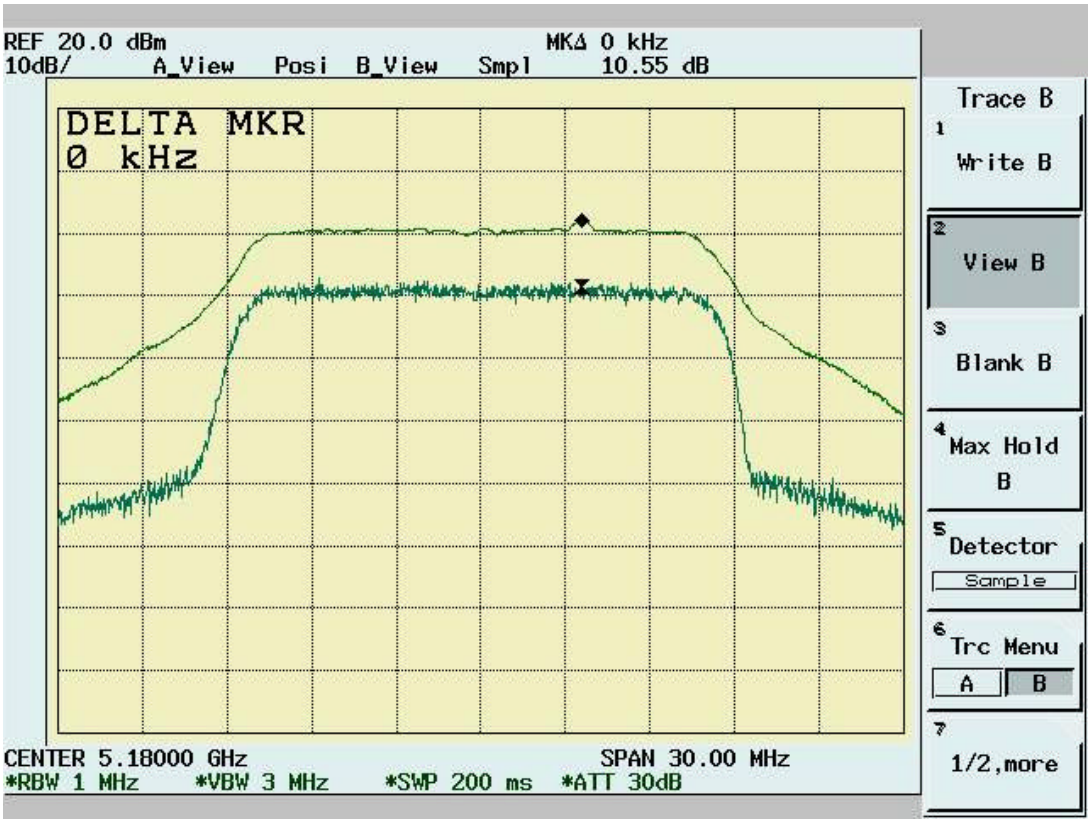
REF 20.0 dBm
10dB/
A_View
Posi
B_View
Smpl
MKΔ 0 kHz
10.55 dB
DELTA MKR
0 kHz
CENTER 5.18000 GHz
SPAN 30.00 MHz
*RBW 1 MHz
*VBW 3 MHz
*SWP 200 ms
*ATT 30dB
Trace B
1 Write B
2 View B
3 Blank B
4 Max Hold B
5 Detector
Sample
6 Trc Menu
A
B
7 1/2,more

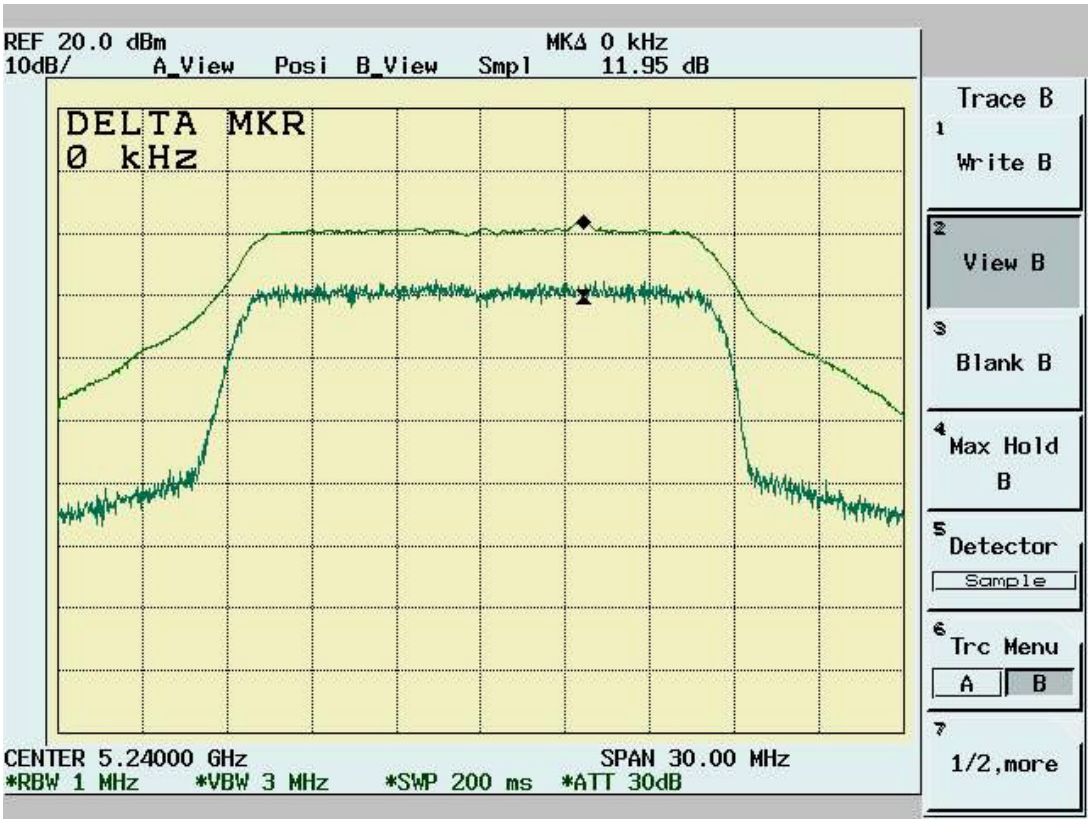
REF 20.0 dBm
10dB/
A_View
Posi
B_View
Smpl
MKΔ 0 kHz
11.95 dB
DELTA MKR
0 kHz
CENTER 5.24000 GHz
SPAN 30.00 MHz
*RBW 1 MHz
*VBW 3 MHz
*SWP 200 ms
*ATT 30dB
Trace B
1 Write B
2 View B
3 Blank B
4 Max Hold B
5 Detector
Sample
6 Trc Menu
A
B
7 1/2,more

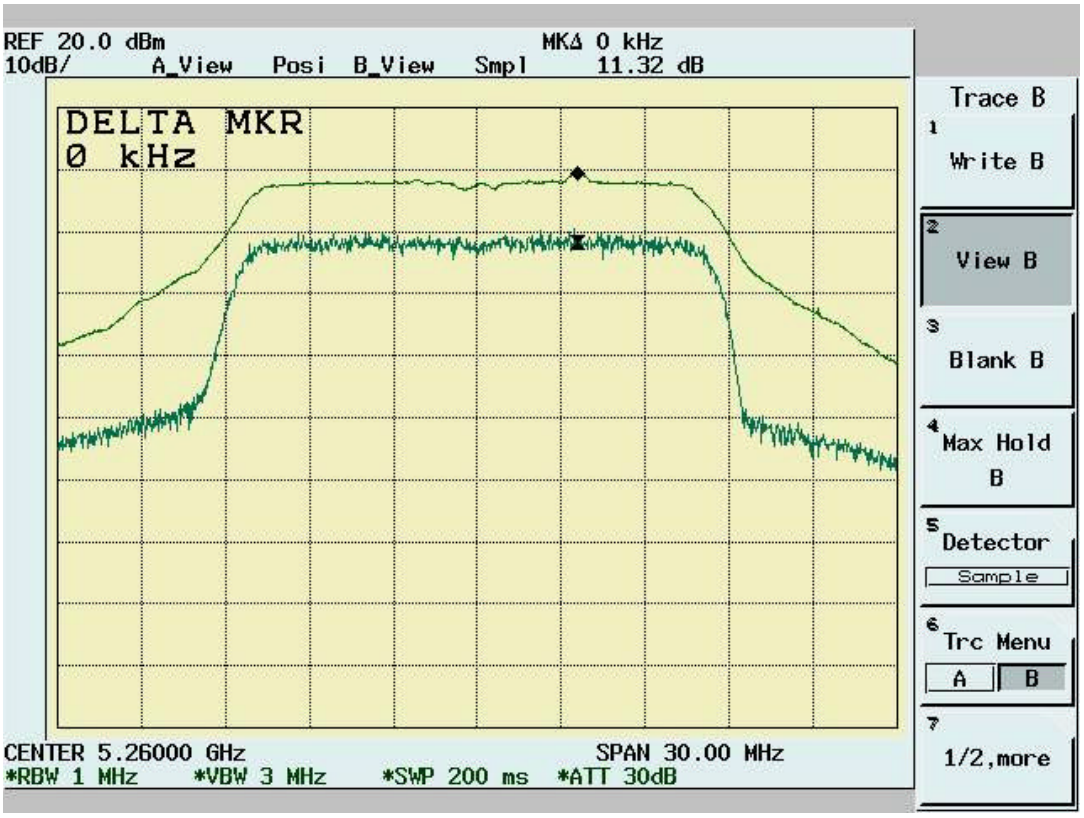
REF 20.0 dBm
10dB/
A_View
Posi
B_View
Smpl
MKΔ 0 kHz
11.32 dB
DELTA MKR
0 kHz
CENTER 5.26000 GHz
SPAN 30.00 MHz
*RBW 1 MHz
*VBW 3 MHz
*SWP 200 ms
*ATT 30dB
Trace B
1 Write B
2 View B
3 Blank B
4 Max Hold B
5 Detector
Sample
6 Trc Menu
A
B
7 1/2,more

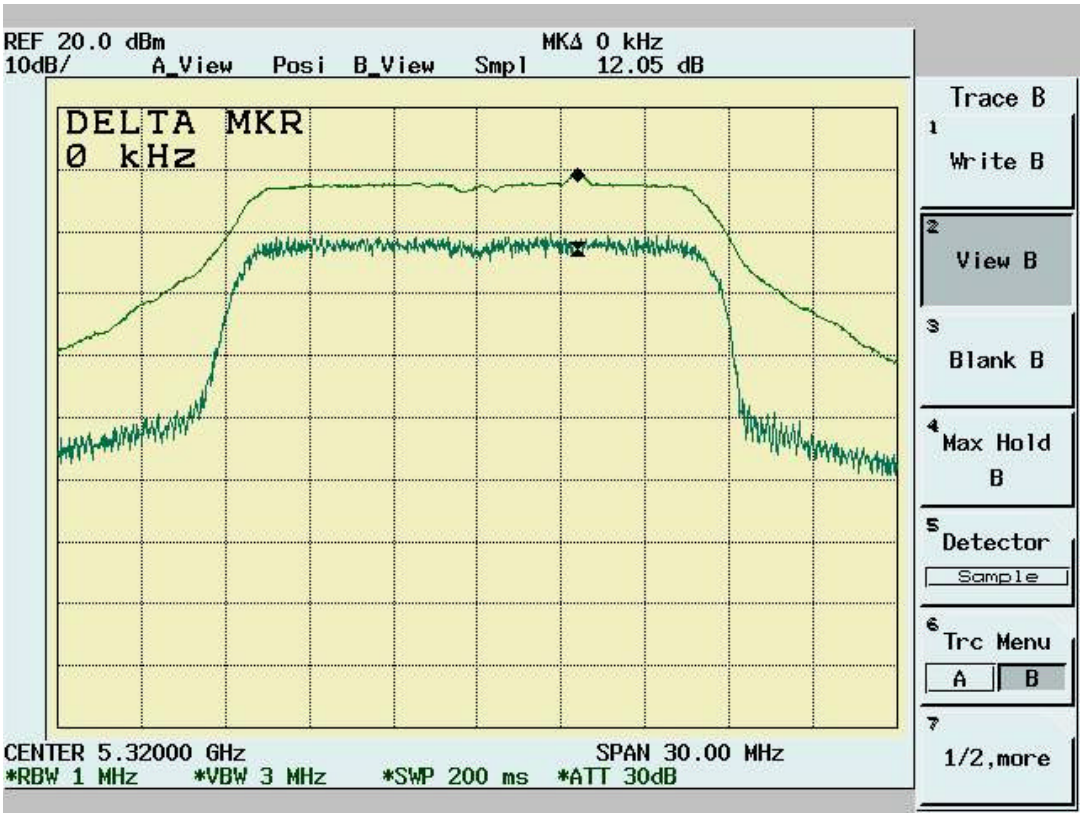
REF 20.0 dBm
10dB/
A_View
Posi
B_View
Smpl
MKΔ 0 kHz
12.05 dB
DELTA MKR
0 kHz
CENTER 5.32000 GHz
SPAN 30.00 MHz
*RBW 1 MHz
*VBW 3 MHz
*SWP 200 ms
*ATT 30dB
Trace B
1 Write B
2 View B
3 Blank B
4 Max Hold B
5 Detector
Sample
6 Trc Menu
A
B
7 1/2,more

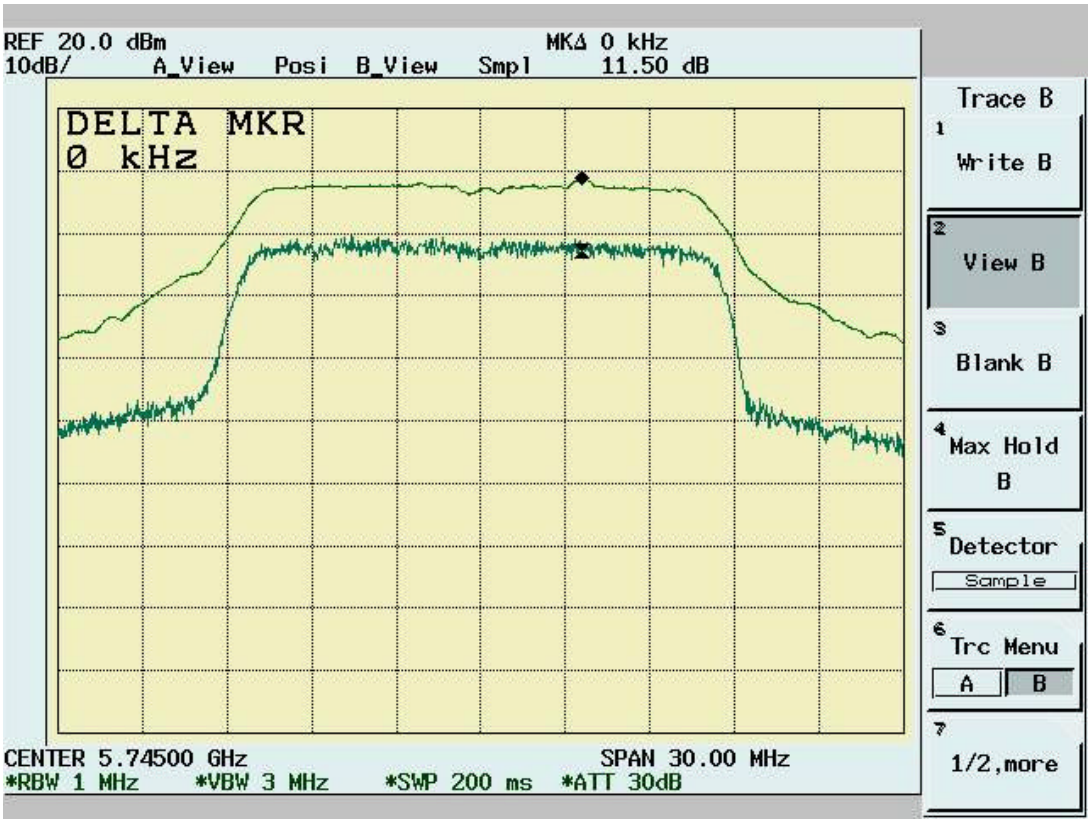
REF 20.0 dBm
10dB/
A_View
Posi
B_View
Smpl
MKΔ 0 kHz
11.50 dB
DELTA MKR
0 kHz
CENTER 5.74500 GHz
SPAN 30.00 MHz
*RBW 1 MHz
*VBW 3 MHz
*SWP 200 ms
*ATT 30dB
Trace B
1 Write B
2 View B
3 Blank B
4 Max Hold B
5 Detector
Sample
6 Trc Menu
A B
7 1/2,more

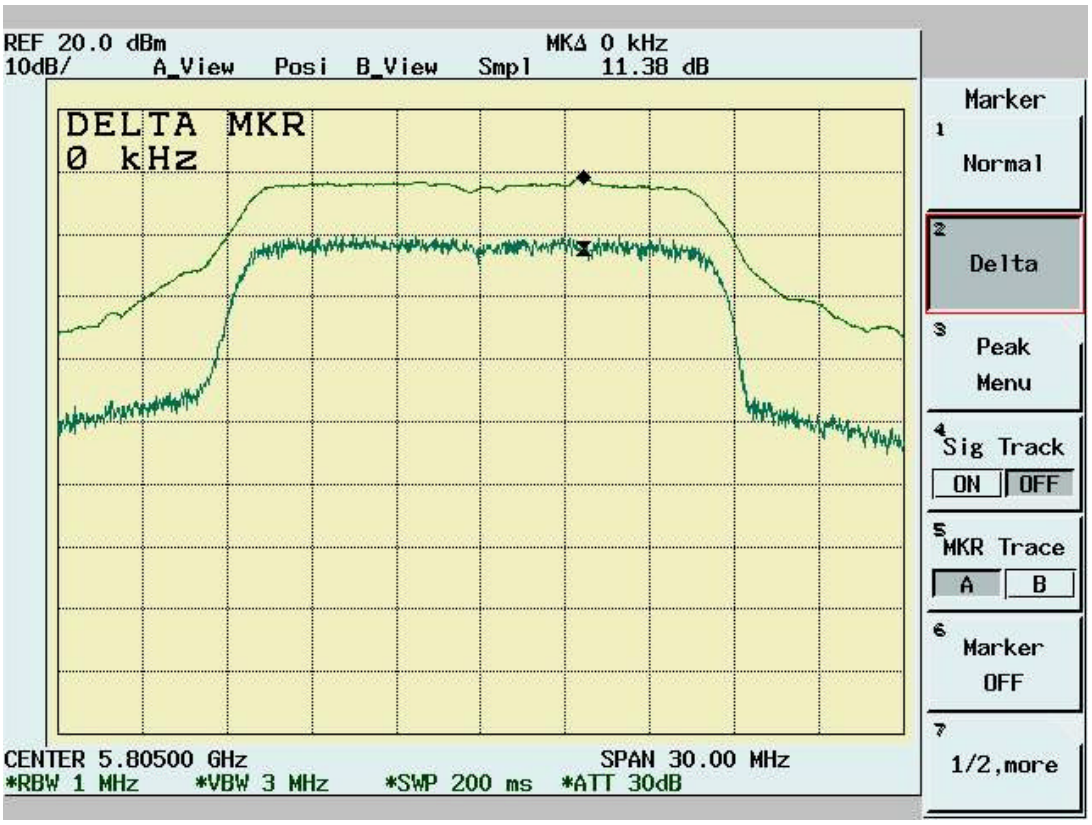
REF 20.0 dBm
10dB/
A_View
Posi
B_View
Smpl
MKΔ 0 kHz
11.38 dB
DELTA MKR
0 kHz
CENTER 5.80500 GHz
SPAN 30.00 MHz
*RBW 1 MHz
*VBW 3 MHz
*SWP 200 ms
*ATT 30dB
Marker
1 Normal
2 Delta
3 Peak Menu
4 Sig Track
ON OFF
5 MKR Trace
A B
6 Marker OFF
7 1/2,more

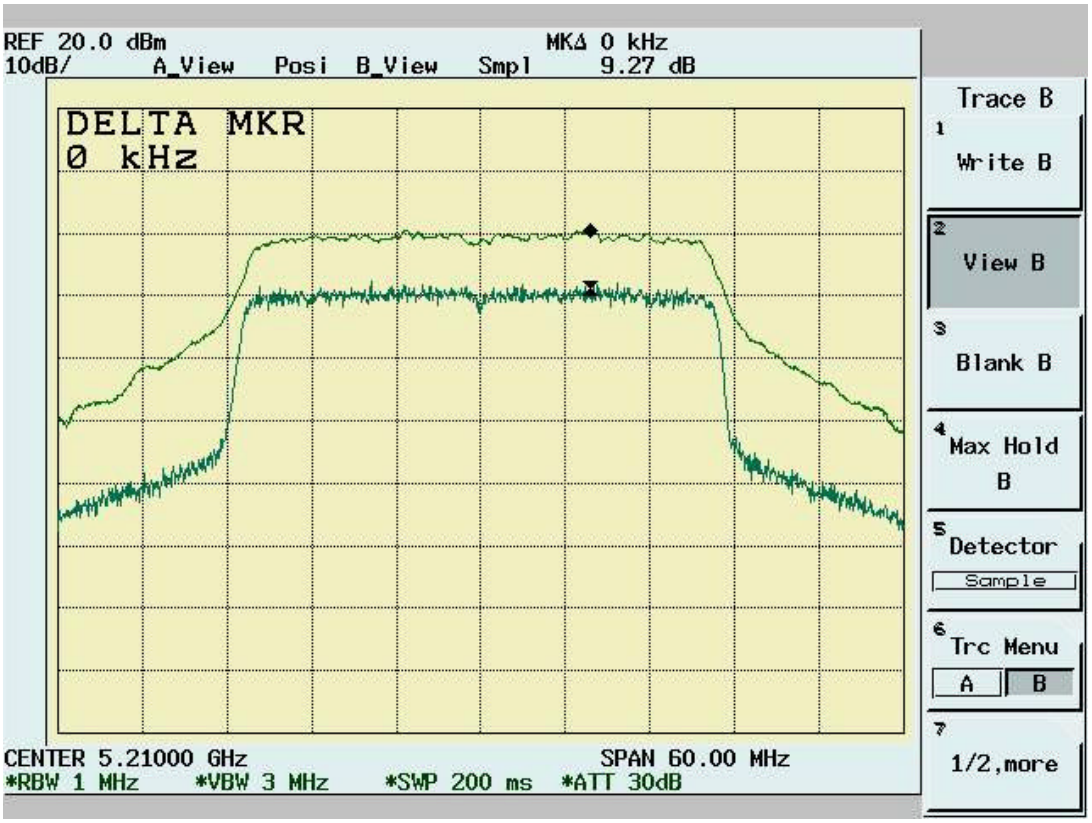
REF 20.0 dBm
10dB/
A_View
Posi
B_View
Smpl
MKΔ 0 kHz
9.27 dB
DELTA MKR
0 kHz
CENTER 5.21000 GHz
SPAN 60.00 MHz
*RBW 1 MHz
*VBW 3 MHz
*SWP 200 ms
*ATT 30dB
Trace B
1 Write B
2 View B
3 Blank B
4 Max Hold B
5 Detector
Sample
6 Trc Menu
A
B
7 1/2,more

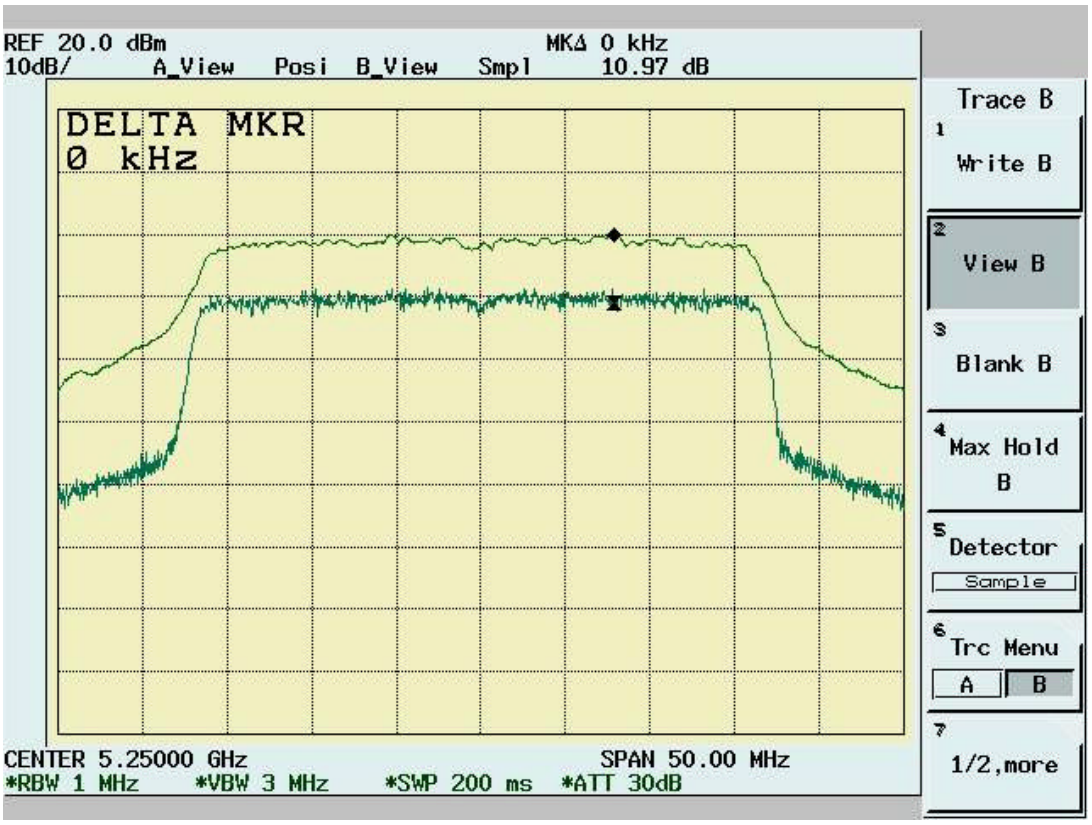
REF 20.0 dBm
10dB/
A_View
Posi
B_View
Smpl
MKΔ 0 kHz
10.97 dB
DELTA MKR
0 kHz
CENTER 5.25000 GHz
SPAN 50.00 MHz
*RBW 1 MHz
*VBW 3 MHz
*SWP 200 ms
*ATT 30dB
Trace B
1 Write B
2 View B
3 Blank B
4 Max Hold B
5 Detector
Sample
6 Trc Menu
A
B
7 1/2,more

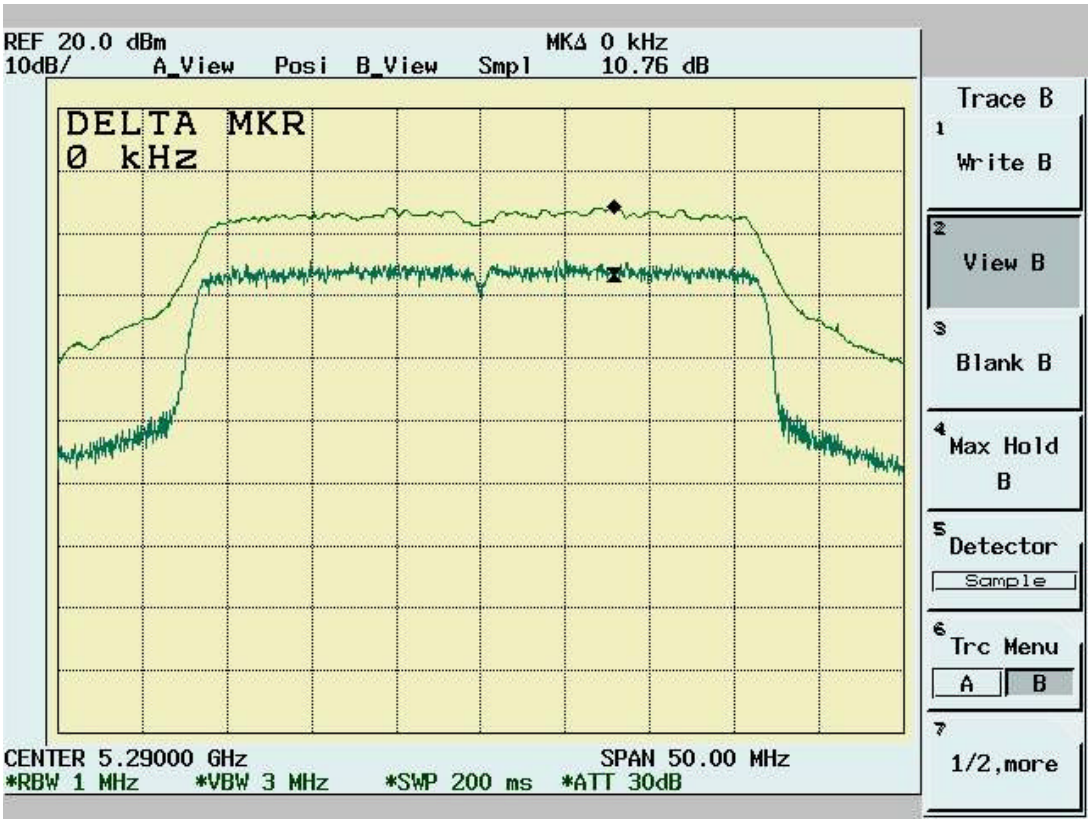
REF 20.0 dBm
10dB/
A_View
Posi
B_View
Smpl
MKΔ 0 kHz
10.76 dB
DELTA MKR
0 kHz
CENTER 5.29000 GHz
SPAN 50.00 MHz
*RBW 1 MHz
*VBW 3 MHz
*SWP 200 ms
*ATT 30dB
Trace B
1 Write B
2 View B
3 Blank B
4 Max Hold B
5 Detector
Sample
6 Trc Menu
A
B
7 1/2,more

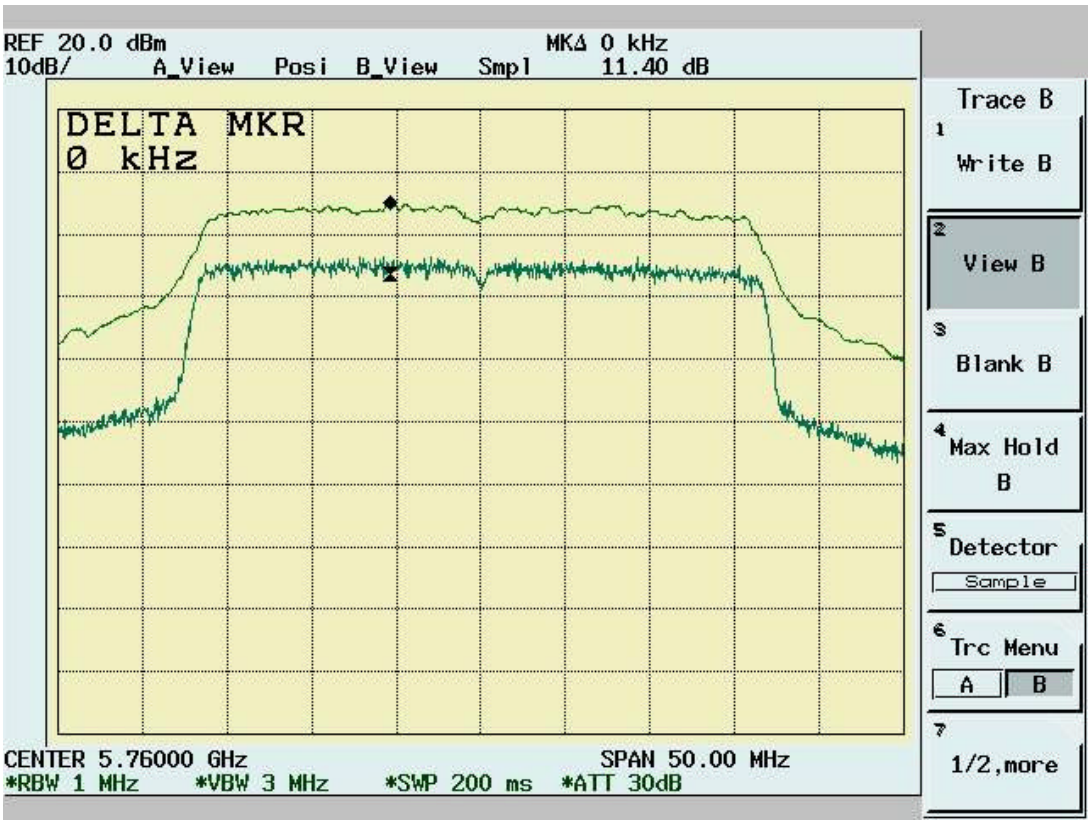
REF 20.0 dBm
10dB/
A_View
Posi
B_View
Smpl
MKΔ 0 kHz
11.40 dB
DELTA MKR
0 kHz
CENTER 5.76000 GHz
SPAN 50.00 MHz
*RBW 1 MHz
*VBW 3 MHz
*SWP 200 ms
*ATT 30dB
Trace B
1 Write B
2 View B
3 Blank B
4 Max Hold B
5 Detector
Sample
6 Trc Menu
A
B
7 1/2,more

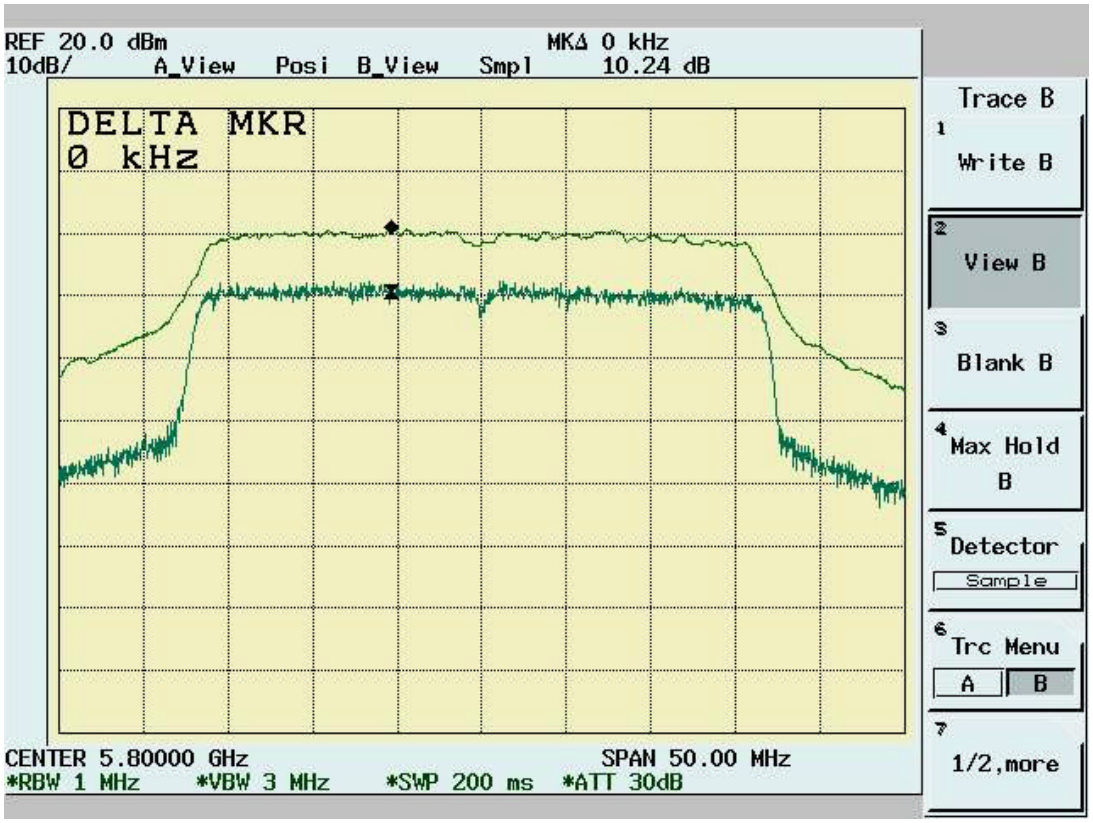
REF 20.0 dBm
10dB/
A_View
Posi
B_View
Smpl
MKΔ 0 kHz
10.24 dB
DELTA MKR
0 kHz
CENTER 5.80000 GHz
SPAN 50.00 MHz
*RBW 1 MHz
*VBW 3 MHz
*SWP 200 ms
*ATT 30dB
Trace B
1 Write B
2 View B
3 Blank B
4 Max Hold B
5 Detector
Sample
6 Trc Menu
A
B
7 1/2,more