Mode: UNII-2A(HT20)

Distance of measurement: 3 meter

Channel: 64

- **Spurious**

| Frequency (MHz) | Level (dBμV) | Detect mode | Ant. Pol. (H/V) | CF (dB) | DCF (dB) | Field strength (dBμV/m) | Limit (dBμV/m) | Margin (dB) |
|---|---|---|---|---|---|---|---|---|
| 1835.70 | 46.56 | Peak | H | -5.51 | - | 41.05 | 74.00 | 32.95 |
| 2349.50 | 46.52 | Peak | H | -2.47 | - | 44.05 | 74.00 | 29.95 |
| 2161.40 | 45.52 | Peak | V | -3.43 | - | 42.09 | 74.00 | 31.91 |
| 2349.50 | 44.41 | Peak | V | -2.47 | - | 41.94 | 74.00 | 32.06 |

- **Band edge**

| Frequency (MHz) | Level (dBμV) | Detect mode | Ant. Pol. (H/V) | CF (dB) | DCF (dB) | Field strength (dBμV/m) | Limit (dBμV/m) | Margin (dB) |
|---|---|---|---|---|---|---|---|---|
| 5439.32 | 40.69 | Peak | H | 3.31 | - | 44.00 | 74.00 | 30.00 |
| 5458.08 | 40.55 | Peak | V | 3.23 | - | 43.78 | 74.00 | 30.22 |

This report shall not be reproduced except in full, without the written approval of KES Co., Ltd.
The test results in the report only apply to the tested sample.

| Restricted band // Horizontal // Peak | Restricted band // Vertical // Peak |
|---|---|
| 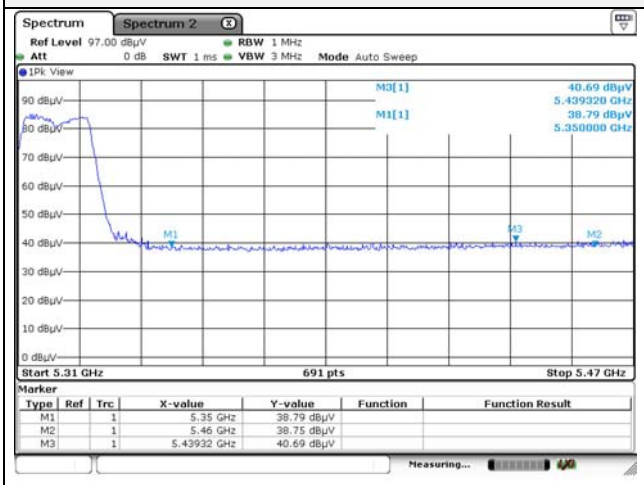 | 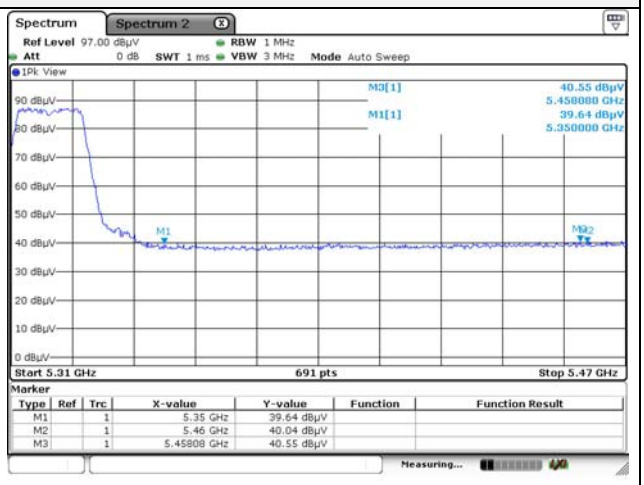 |
| **Restricted band // Horizontal // Average** | **Restricted band // Vertical // Average** |
| N/A | N/A |





Note.
1. Average test was not performed because peak result is lower than the average limit.

This report shall not be reproduced except in full, without the written approval of KES Co., Ltd.
The test results in the report only apply to the tested sample.

**Horizontal // Peak for 1 ㎓ to 6 ㎓**

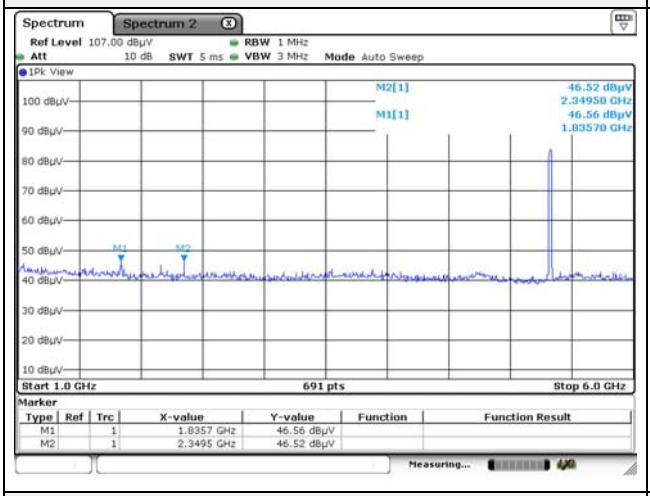


**Vertical // Peak for 1 ㎓ to 6 ㎓**

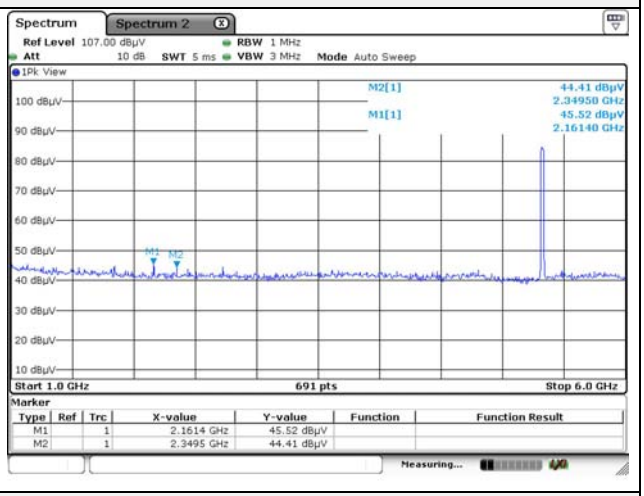


**Horizontal // Peak for 6 ㎓ to 18 ㎓**

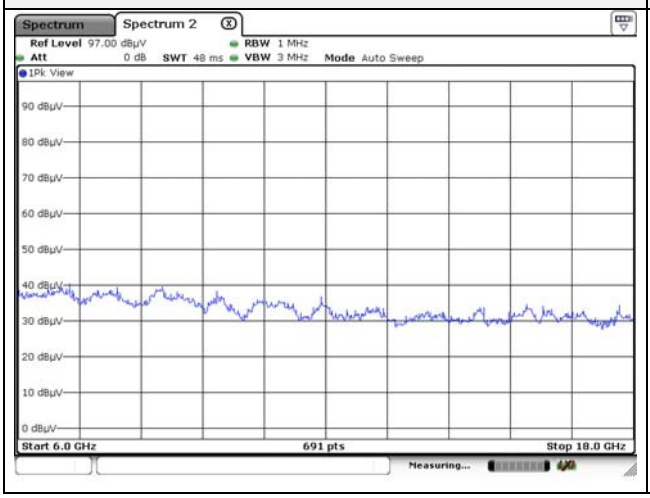


**Vertical // Peak for 6 ㎓ to 18 ㎓**

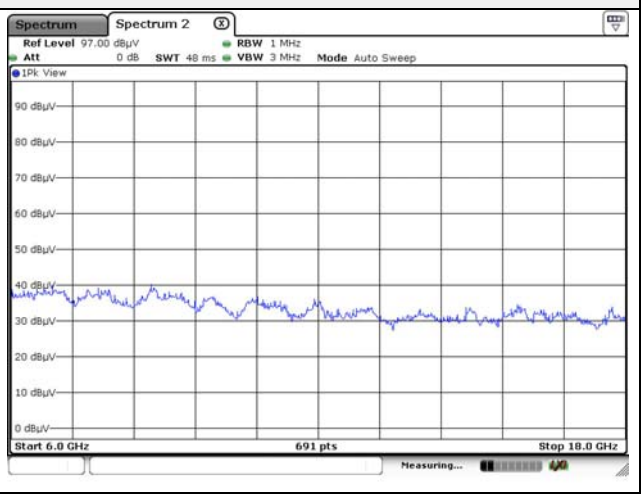


Note.

1. No spurious emission were detected above 6 ㎓.

This report shall not be reproduced except in full, without the written approval of KES Co., Ltd.
The test results in the report only apply to the tested sample.

Mode: UNII-2C(HT20)

Distance of measurement: 3 meter

Channel: 100

- **Spurious**

| Frequency (MHz) | Level (dBμV) | Detect mode | Ant. Pol. (H/V) | CF (dB) | DCF (dB) | Field strength (dBμV/m) | Limit (dBμV/m) | Margin (dB) |
|---|---|---|---|---|---|---|---|---|
| 1814.00 | 46.50 | Peak | H | -5.68 | - | 40.82 | 74.00 | 33.18 |
| 2342.30 | 45.80 | Peak | H | -2.51 | - | 43.29 | 74.00 | 30.71 |
| 2161.40 | 45.83 | Peak | V | -3.43 | - | 42.40 | 74.00 | 31.60 |
| 2349.50 | 46.15 | Peak | V | -2.47 | - | 43.68 | 74.00 | 30.32 |

- **Band edge**

| Frequency (MHz) | Level (dBμV) | Detect mode | Ant. Pol. (H/V) | CF (dB) | DCF (dB) | Field strength (dBμV/m) | Limit (dBμV/m) | Margin (dB) |
|---|---|---|---|---|---|---|---|---|
| 5455.83 | 40.33 | Peak | H | 3.24 | - | 43.57 | 74.00 | 30.43 |
| 5452.39 | 40.85 | Peak | V | 3.26 | - | 44.11 | 74.00 | 29.89 |

This report shall not be reproduced except in full, without the written approval of KES Co., Ltd.
The test results in the report only apply to the tested sample.

| Restricted band // Horizontal // Peak | Restricted band // Vertical // Peak |
|---|---|
| 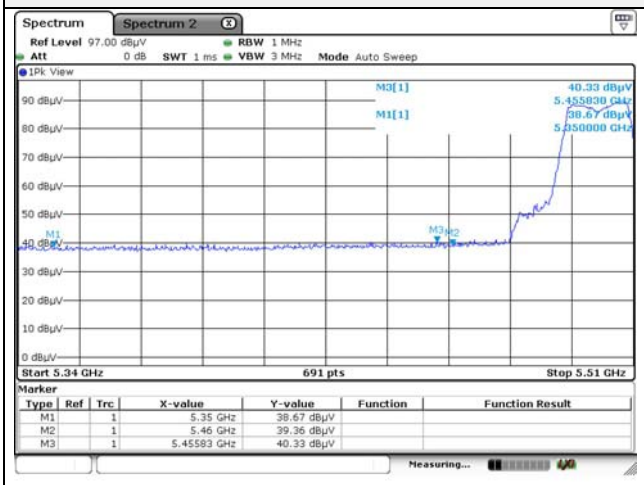 | 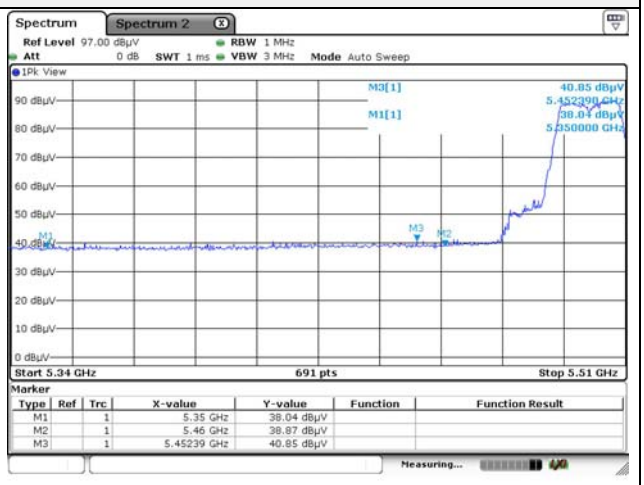 |
| **Restricted band // Horizontal // Average** | **Restricted band // Vertical // Average** |
| N/A | N/A |





Note.
1. Average test was not performed because peak result is lower than the average limit.

This report shall not be reproduced except in full, without the written approval of KES Co., Ltd.
The test results in the report only apply to the tested sample.

**Horizontal // Peak for 1 ㎓ to 6 ㎓**

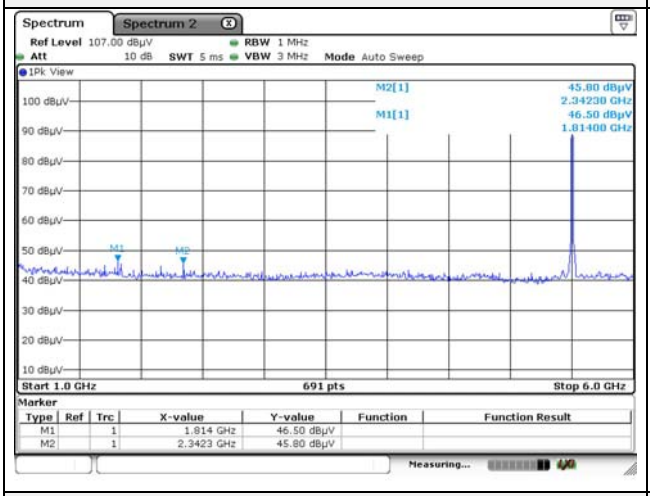


**Vertical // Peak for 1 ㎓ to 6 ㎓**

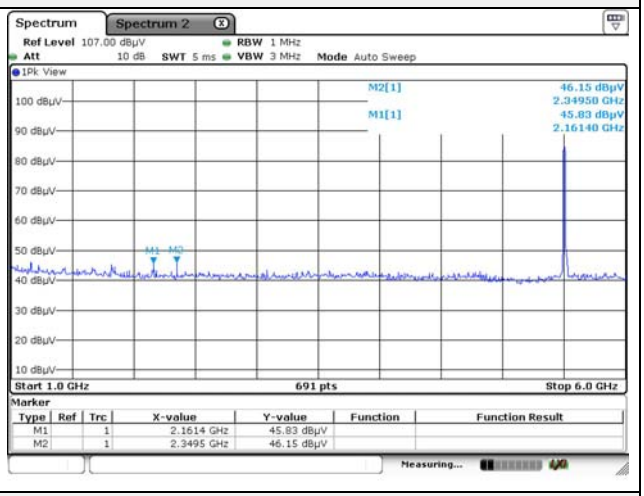


**Horizontal // Peak for 6 ㎓ to 18 ㎓**

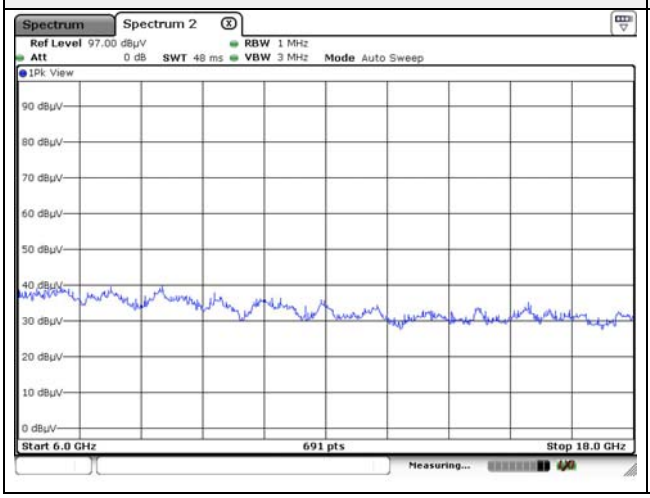


**Vertical // Peak for 6 ㎓ to 18 ㎓**

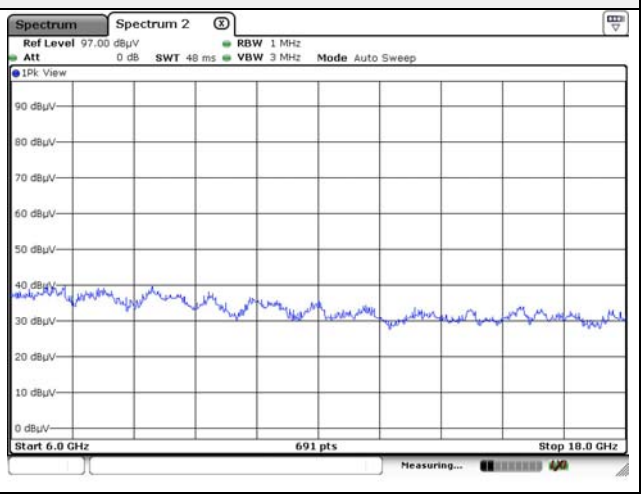


This report shall not be reproduced except in full, without the written approval of KES Co., Ltd.
The test results in the report only apply to the tested sample.

Mode: UNII-2C(HT20)

Distance of measurement: 3 meter

Channel: 116

- **Spurious**

| Frequency (MHz) | Level (dBμV) | Detect mode | Ant. Pol. (H/V) | CF (dB) | DCF (dB) | Field strength (dBμV/m) | Limit (dBμV/m) | Margin (dB) |
|---|---|---|---|---|---|---|---|---|
| 1814.00 | 47.22 | Peak | H | -5.68 | - | 41.54 | 74.00 | 32.46 |
| 2161.40 | 45.35 | Peak | H | -3.43 | - | 41.92 | 74.00 | 32.08 |
| 1843.00 | 46.27 | Peak | V | -5.45 | - | 40.82 | 74.00 | 33.18 |
| 2349.50 | 46.93 | Peak | V | -2.47 | - | 44.46 | 74.00 | 29.54 |

**Horizontal // Peak for 1 GHz to 6 GHz**

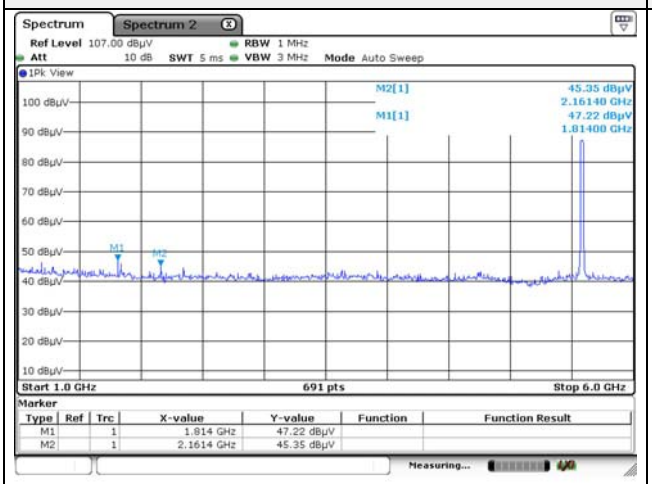


**Vertical // Peak for 1 GHz to 6 GHz**

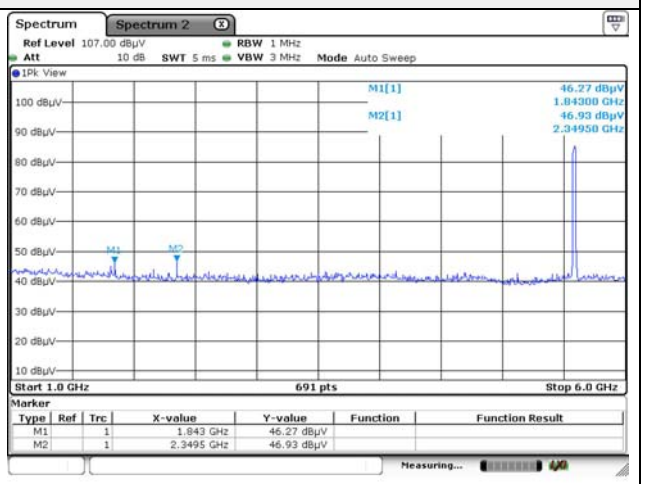


**Horizontal // Peak for 6 GHz to 18 GHz**

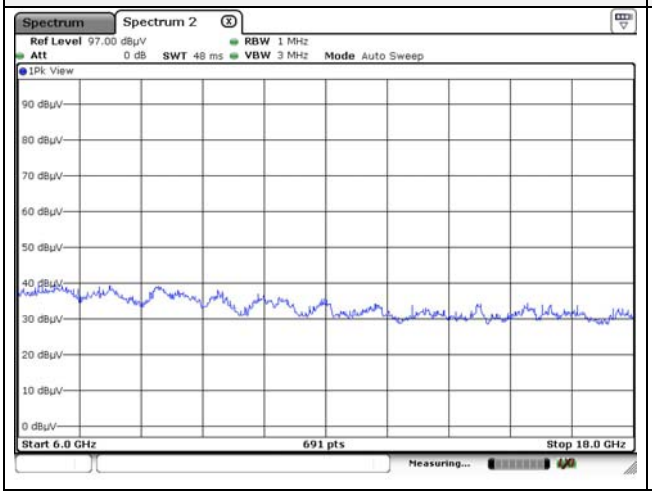


**Vertical // Peak for 6 GHz to 18 GHz**

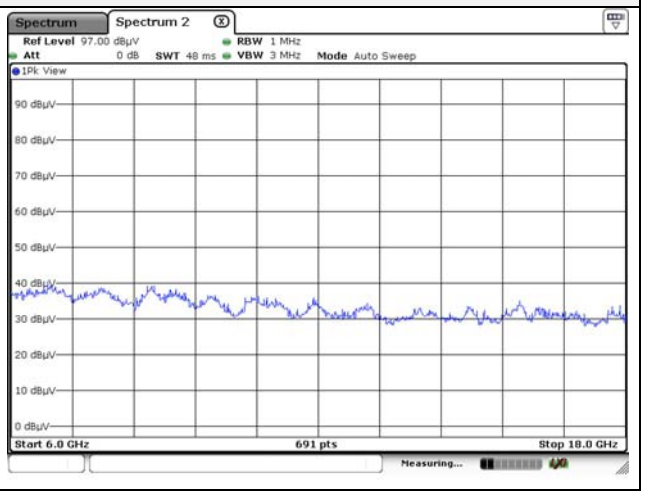


This report shall not be reproduced except in full, without the written approval of KES Co., Ltd.
The test results in the report only apply to the tested sample.

Mode: UNII-2C(HT20)

Distance of measurement: 3 meter

Channel: 140

- **Spurious**

| Frequency (MHz) | Level (dBμV) | Detect mode | Ant. Pol. (H/V) | CF (dB) | DCF (dB) | Field strength (dBμV/m) | Limit (dBμV/m) | Margin (dB) |
|---|---|---|---|---|---|---|---|---|
| 1814.00 | 46.74 | Peak | H | -5.68 | - | 41.06 | 74.00 | 32.94 |
| 2161.40 | 45.26 | Peak | H | -3.43 | - | 41.83 | 74.00 | 32.17 |
| 2241.00 | 45.21 | Peak | H | -3.03 | - | 42.18 | 74.00 | 31.82 |
| 2349.50 | 46.39 | Peak | V | -2.47 | - | 43.92 | 74.00 | 30.08 |

- **Band edge**

| Frequency (MHz) | Level (dBμV) | Detect mode | Ant. Pol. (H/V) | CF (dB) | DCF (dB) | Field strength (dBμV/m) | Limit (dBμV/m) | Margin (dB) |
|---|---|---|---|---|---|---|---|---|
| 5782.49 | 44.64 | Peak | H | 1.84 | - | 46.48 | 68.20 | 21.72 |
| 5738.75 | 44.86 | Peak | V | 2.07 | - | 46.93 | 68.20 | 21.27 |

This report shall not be reproduced except in full, without the written approval of KES Co., Ltd.
The test results in the report only apply to the tested sample.

| Restricted band // Horizontal // Peak | Restricted band // Vertical // Peak |
|---|---|
| 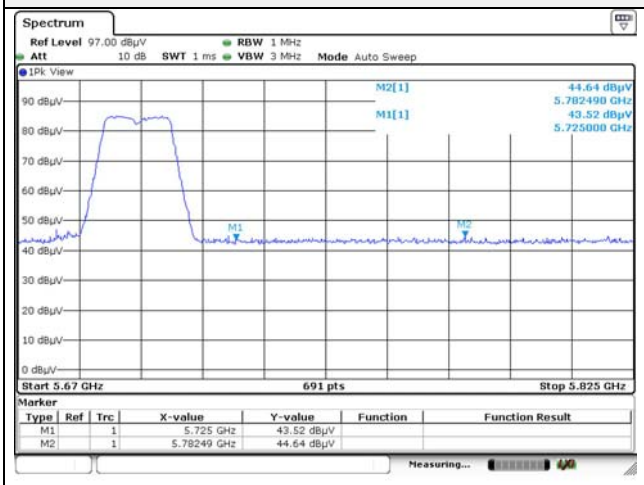 | 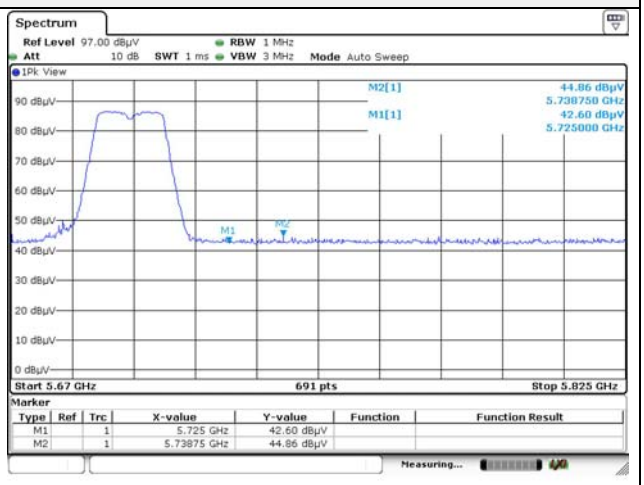 |
| **Restricted band // Horizontal // Average** | **Restricted band // Vertical // Average** |
| N/A | N/A |





Note.
1. Average test was not performed because peak result is lower than the average limit.

This report shall not be reproduced except in full, without the written approval of KES Co., Ltd.
The test results in the report only apply to the tested sample.

**Horizontal // Peak for 1 ㎓ to 6 ㎓**

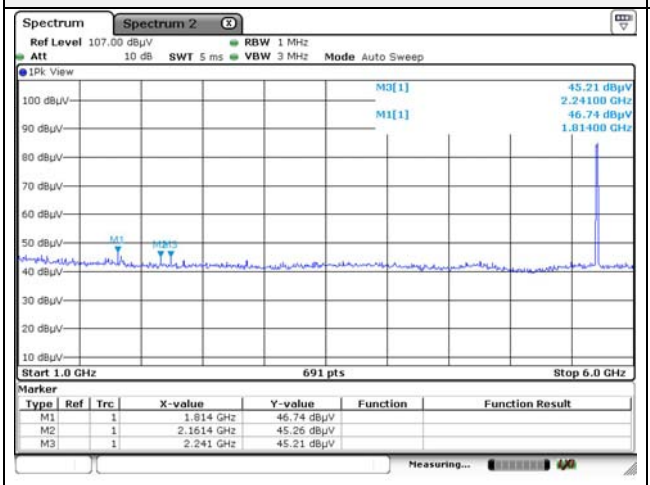


**Vertical // Peak for 1 ㎓ to 6 ㎓**

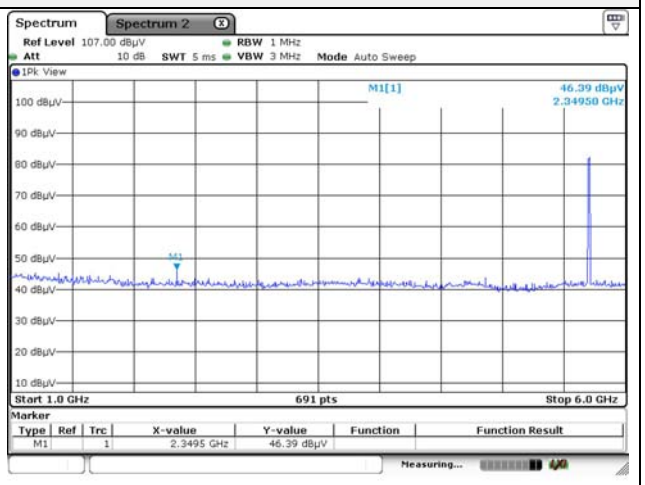


**Horizontal // Peak for 6 ㎓ to 18 ㎓**

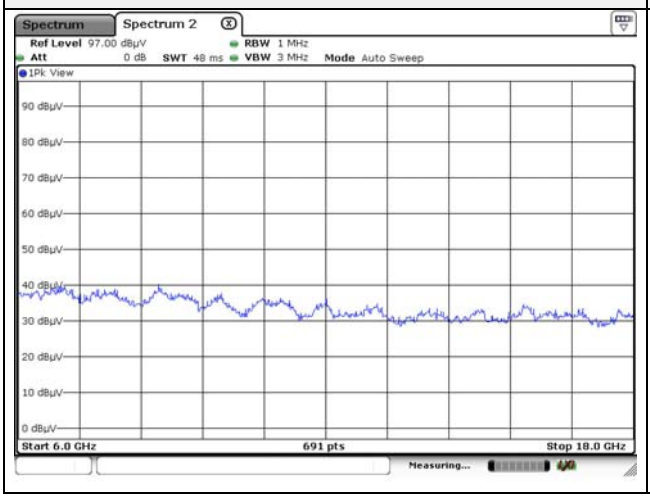


**Vertical // Peak for 6 ㎓ to 18 ㎓**

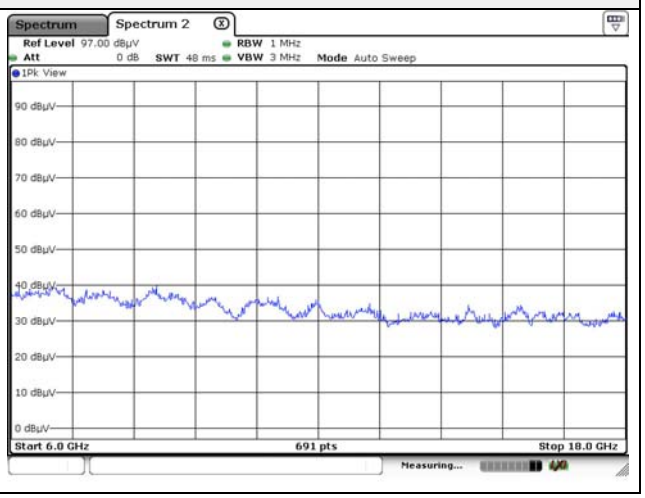


Note.

1. No spurious emission were detected above 6 ㎓.

This report shall not be reproduced except in full, without the written approval of KES Co., Ltd.
The test results in the report only apply to the tested sample.

Mode: UNII-2C(HT20)

Distance of measurement: 3 meter

Channel: 144

- **Spurious**

| Frequency (MHz) | Level (dBμV) | Detect mode | Ant. Pol. (H/V) | CF (dB) | DCF (dB) | Field strength (dBμV/m) | Limit (dBμV/m) | Margin (dB) |
|---|---|---|---|---|---|---|---|---|
| 1191.00 | 46.63 | Peak | H | -8.90 | - | 37.73 | 74.00 | 36.27 |
| 2160.60 | 47.72 | Peak | H | -3.44 | - | 44.28 | 74.00 | 29.72 |
| 2160.60 | 46.95 | Peak | V | -3.44 | - | 43.51 | 74.00 | 30.49 |
| 2341.50 | 46.08 | Peak | V | -2.51 | - | 43.57 | 74.00 | 30.43 |

**Horizontal // Peak for 1 GHz to 6 GHz**

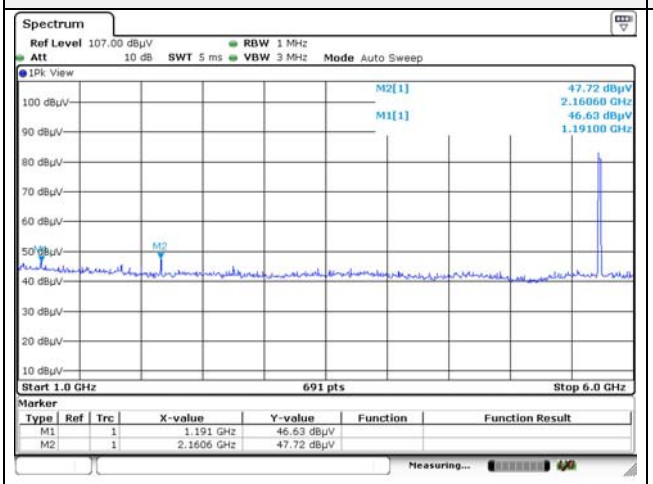


**Vertical // Peak for 1 GHz to 6 GHz**

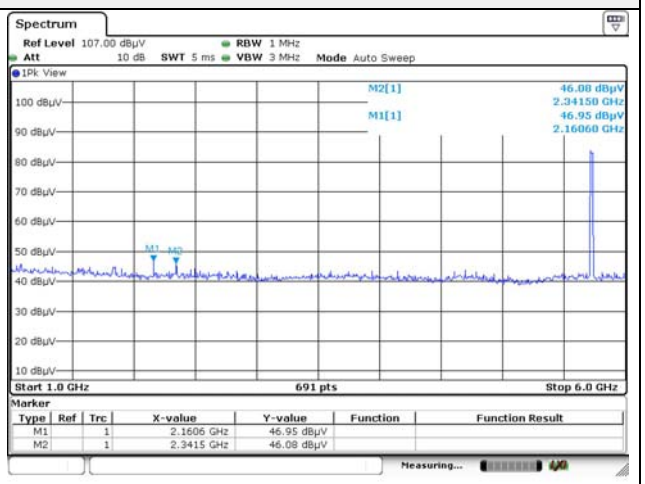


**Horizontal // Peak for 6 GHz to 18 GHz**

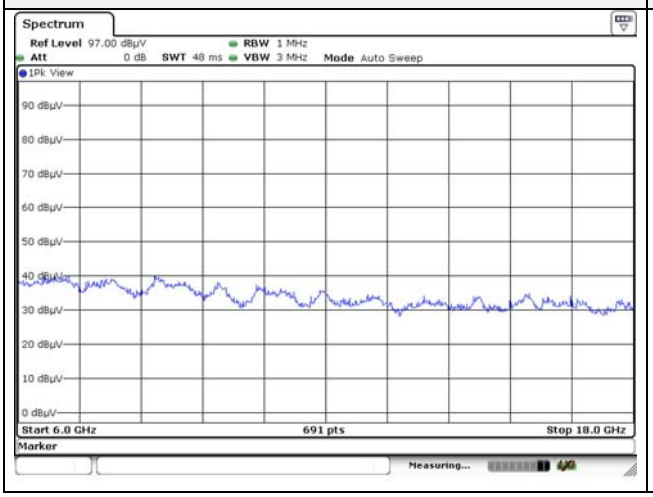


**Vertical // Peak for 6 GHz to 18 GHz**

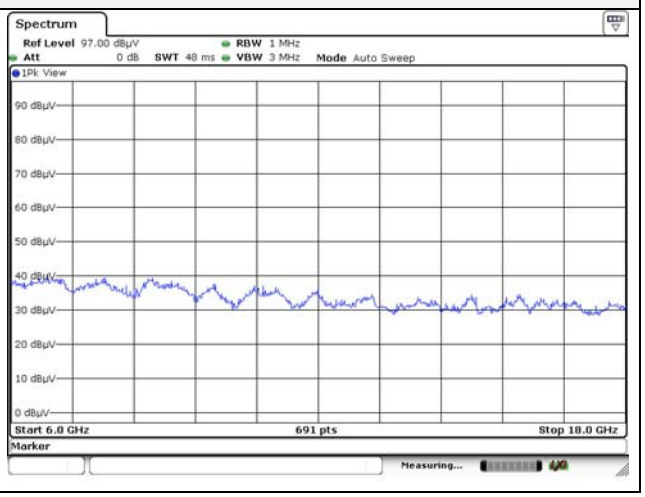


This report shall not be reproduced except in full, without the written approval of KES Co., Ltd.
The test results in the report only apply to the tested sample.

Mode: UNII-3(HT20)

Distance of measurement: 3 meter

Channel: 149

- **Spurious**

| Frequency (MHz) | Level (dBμV) | Detect mode | Ant. Pol. (H/V) | CF (dB) | DCF (dB) | Field strength (dBμV/m) | Limit (dBμV/m) | Margin (dB) |
|---|---|---|---|---|---|---|---|---|
| 1814.00 | 48.16 | Peak | H | -5.68 | - | 42.48 | 74.00 | 31.52 |
| 2161.40 | 48.30 | Peak | H | -3.43 | - | 44.87 | 74.00 | 29.13 |
| 1821.30 | 45.58 | Peak | V | -5.62 | - | 39.96 | 74.00 | 34.04 |
| 2349.50 | 46.25 | Peak | V | -2.47 | - | 43.78 | 74.00 | 30.22 |

- **Band edge**

| Frequency (MHz) | Level (dBμV) | Detect mode | Ant. Pol. (H/V) | CF (dB) | DCF (dB) | Field strength (dBμV/m) | Limit (dBμV/m) | Margin (dB) |
|---|---|---|---|---|---|---|---|---|
| 5725.00 | 41.39 | Peak | H | 2.14 | - | 43.53 | 122.20 | 78.67 |
| 5616.47 | 42.29 | Peak | H | 2.70 | - | 44.99 | 68.20 | 23.21 |
| 5725.00 | 39.80 | Peak | V | 2.14 | - | 41.94 | 122.20 | 80.26 |
| 5561.39 | 42.00 | Peak | V | 2.89 | - | 44.89 | 68.20 | 23.31 |

This report shall not be reproduced except in full, without the written approval of KES Co., Ltd.
The test results in the report only apply to the tested sample.

| Restricted band // Horizontal // Peak | Restricted band // Vertical // Peak |
|---|---|
| 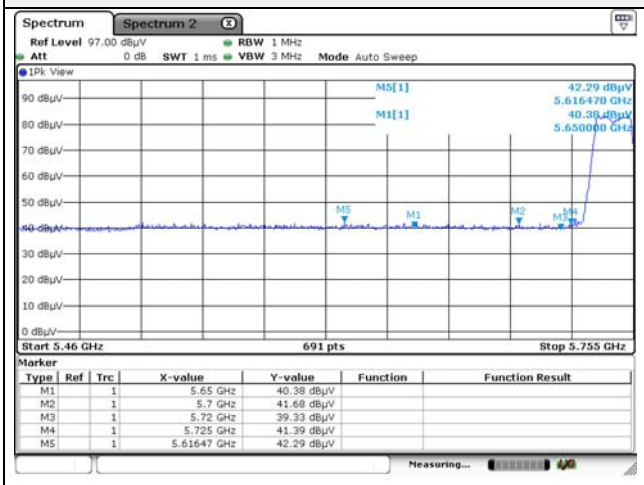 | 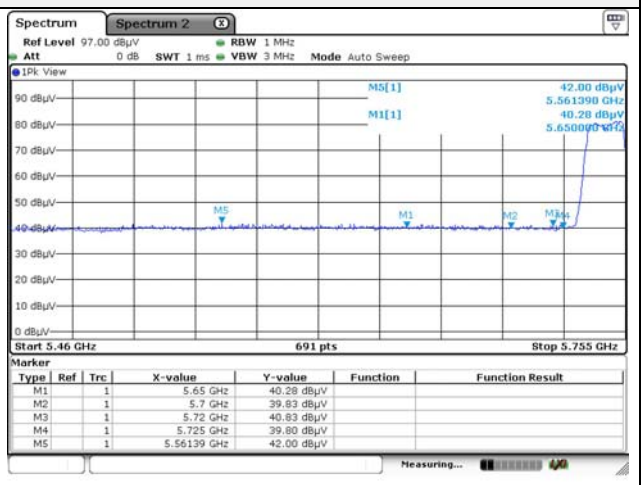 |
| **Restricted band // Horizontal // Average** | **Restricted band // Vertical // Average** |
| N/A | N/A |





Note.
1. Average test was not performed because peak result is lower than the average limit.

This report shall not be reproduced except in full, without the written approval of KES Co., Ltd.
The test results in the report only apply to the tested sample.

**Horizontal // Peak for 1 ㎓ to 6 ㎓**

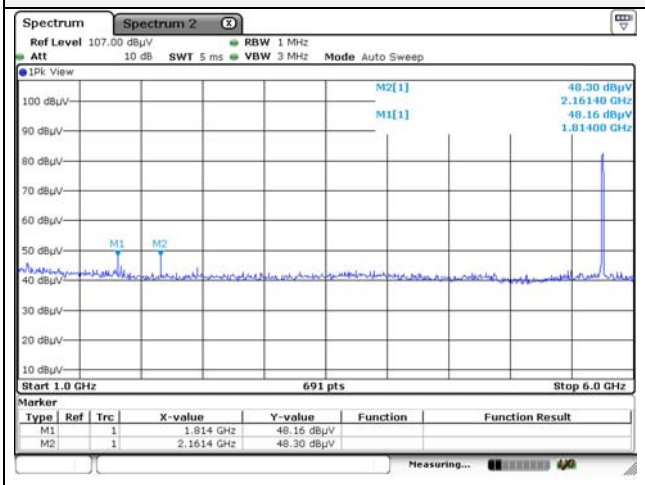


**Vertical // Peak for 1 ㎓ to 6 ㎓**

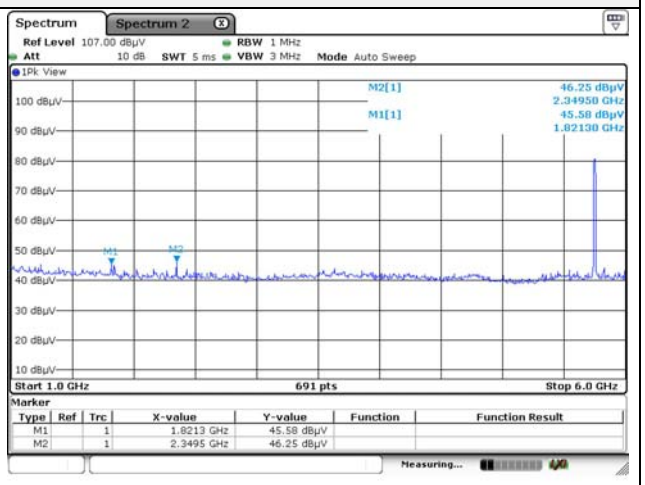


**Horizontal // Peak for 6 ㎓ to 18 ㎓**

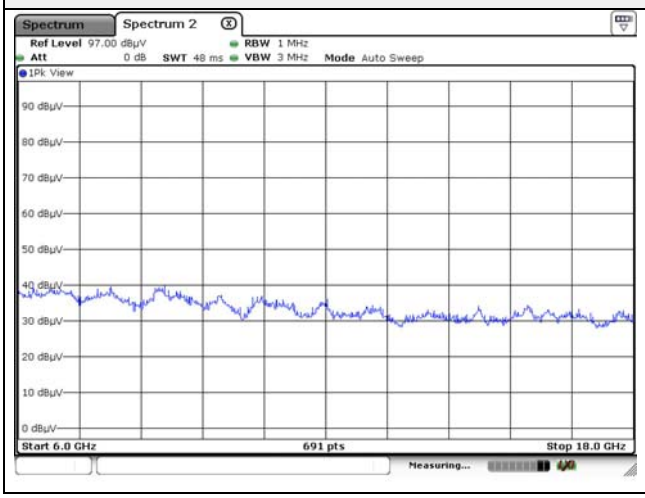


**Vertical // Peak for 6 ㎓ to 18 ㎓**

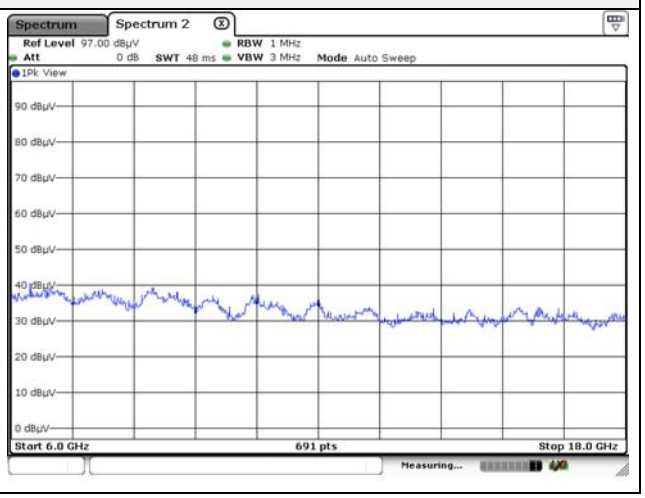


This report shall not be reproduced except in full, without the written approval of KES Co., Ltd.
The test results in the report only apply to the tested sample.

Mode: UNII-3(HT20)

Distance of measurement: 3 meter

Channel: 157

- **Spurious**

| Frequency (MHz) | Level (dBμV) | Detect mode | Ant. Pol. (H/V) | CF (dB) | DCF (dB) | Field strength (dBμV/m) | Limit (dBμV/m) | Margin (dB) |
|---|---|---|---|---|---|---|---|---|
| 1814.00 | 47.60 | Peak | H | -5.68 | - | 41.92 | 74.00 | 32.08 |
| 2161.40 | 47.36 | Peak | H | -3.43 | - | 43.93 | 74.00 | 30.07 |
| 2342.30 | 46.24 | Peak | V | -2.51 | - | 43.73 | 74.00 | 30.27 |
| 2161.40 | 45.27 | Peak | V | -3.43 | - | 41.84 | 74.00 | 32.16 |
| 2349.50 | 46.12 | Peak | V | -2.47 | - | 43.65 | 74.00 | 30.35 |

**Horizontal // Peak for 1 GHz to 6 GHz**

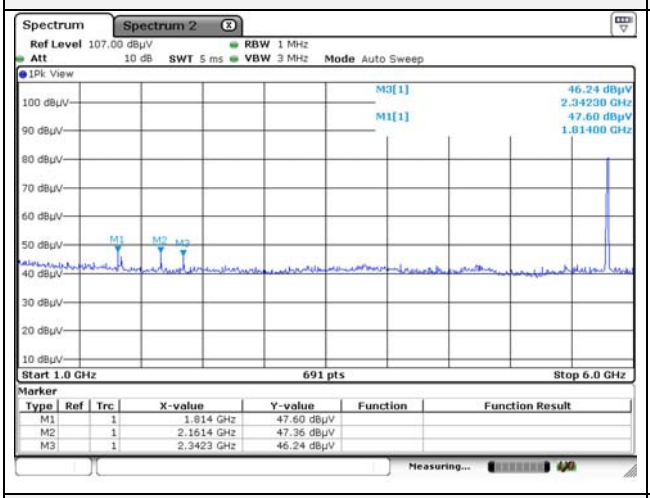


**Vertical // Peak for 1 GHz to 6 GHz**

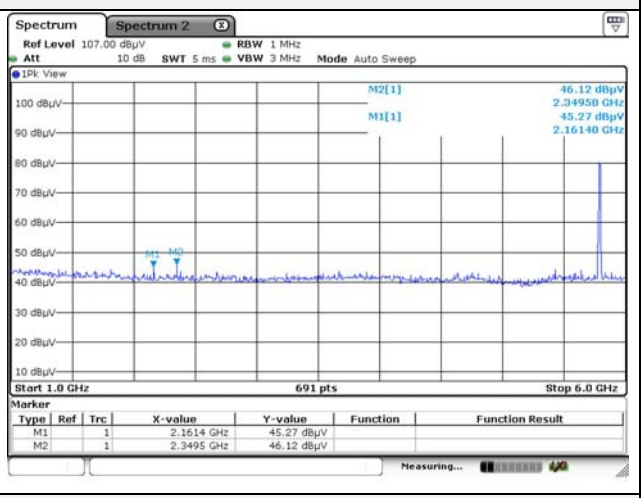


**Horizontal // Peak for 6 GHz to 18 GHz**

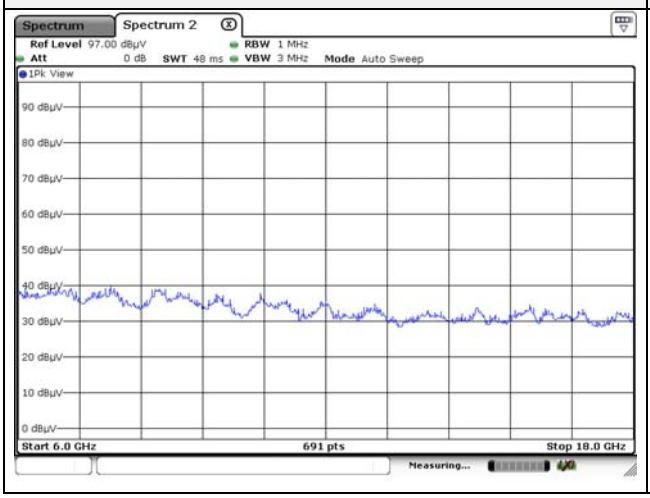


**Vertical // Peak for 6 GHz to 18 GHz**

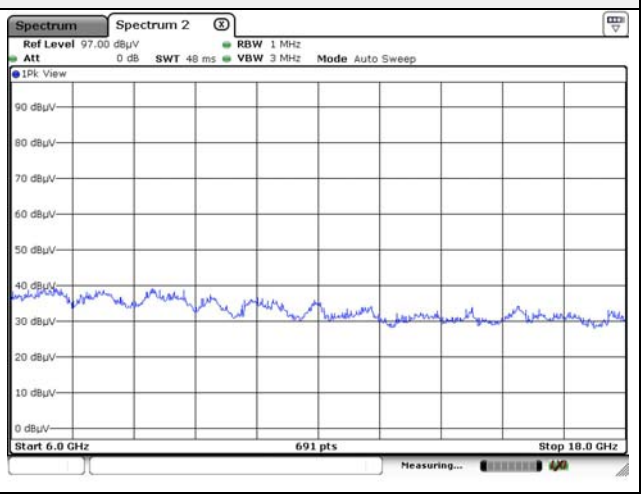


This report shall not be reproduced except in full, without the written approval of KES Co., Ltd.
The test results in the report only apply to the tested sample.

Mode: UNII-3(HT20)

Distance of measurement: 3 meter

Channel: 165

- **Spurious**

| Frequency (MHz) | Level (dBμV) | Detect mode | Ant. Pol. (H/V) | CF (dB) | DCF (dB) | Field strength (dBμV/m) | Limit (dBμV/m) | Margin (dB) |
|---|---|---|---|---|---|---|---|---|
| 1814.00 | 47.73 | Peak | H | -5.68 | - | 42.05 | 74.00 | 31.95 |
| 2161.40 | 44.97 | Peak | H | -3.43 | - | 41.54 | 74.00 | 32.46 |
| 1821.30 | 46.00 | Peak | V | -5.62 | - | 40.38 | 74.00 | 33.62 |

- **Band edge**

| Frequency (MHz) | Level (dBμV) | Detect mode | Ant. Pol. (H/V) | CF (dB) | DCF (dB) | Field strength (dBμV/m) | Limit (dBμV/m) | Margin (dB) |
|---|---|---|---|---|---|---|---|---|
| 5850.00 | 38.81 | Peak | H | 1.70 | - | 40.52 | 122.20 | 81.69 |
| 5882.39 | 40.69 | Peak | H | 1.68 | - | 42.37 | 99.12 | 56.75 |
| 5850.00 | 38.67 | Peak | H | 1.70 | - | 40.38 | 122.20 | 81.83 |
| 5908.96 | 41.80 | Peak | H | 1.65 | - | 43.45 | 77.28 | 33.83 |

This report shall not be reproduced except in full, without the written approval of KES Co., Ltd.
The test results in the report only apply to the tested sample.

| Restricted band // Horizontal // Peak | Restricted band // Vertical // Peak |
|---|---|
| 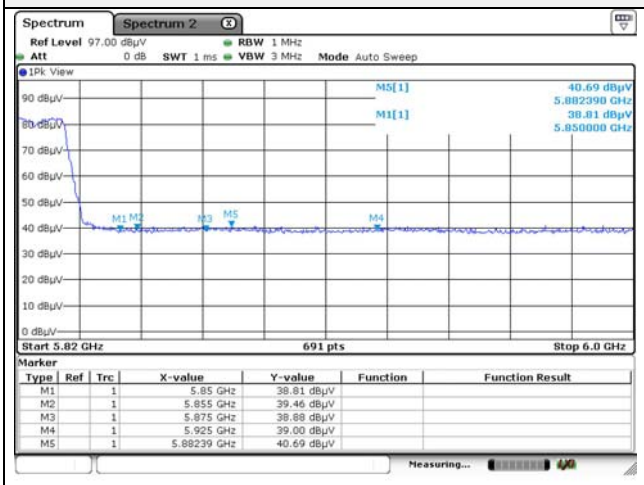 | 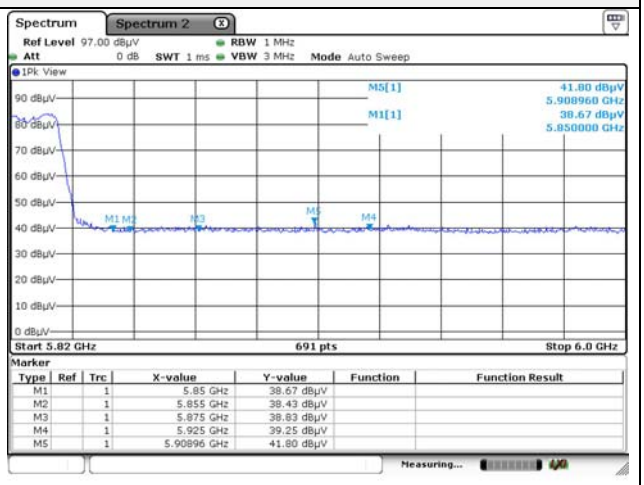 |
| **Restricted band // Horizontal // Average** | **Restricted band // Vertical // Average** |
| N/A | N/A |





Note.
1. Average test was not performed because peak result is lower than the average limit.

This report shall not be reproduced except in full, without the written approval of KES Co., Ltd.
The test results in the report only apply to the tested sample.

**Horizontal // Peak for 1 ㎓ to 6 ㎓**

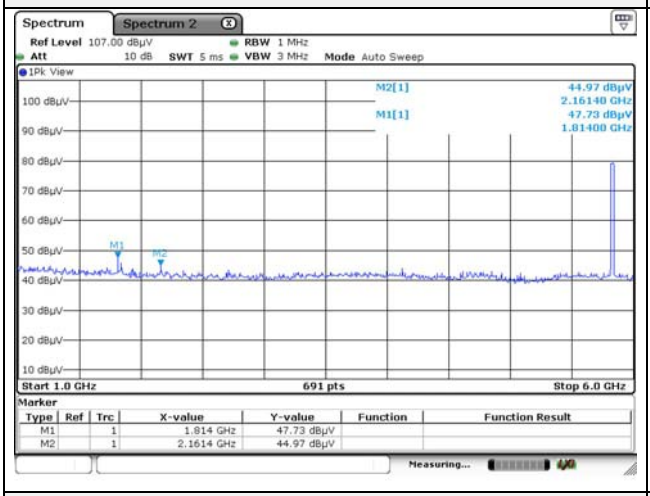


**Vertical // Peak for 1 ㎓ to 6 ㎓**

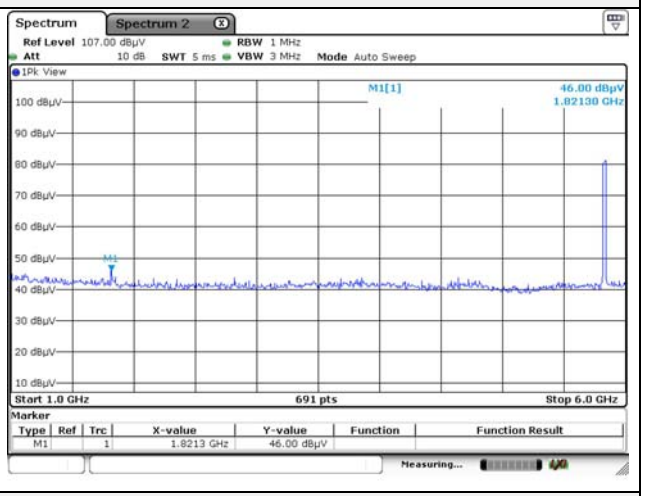


**Horizontal // Peak for 6 ㎓ to 18 ㎓**

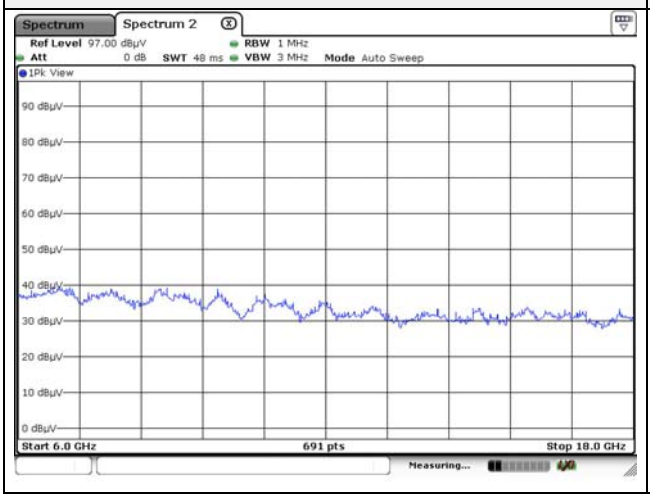


**Vertical // Peak for 6 ㎓ to 18 ㎓**

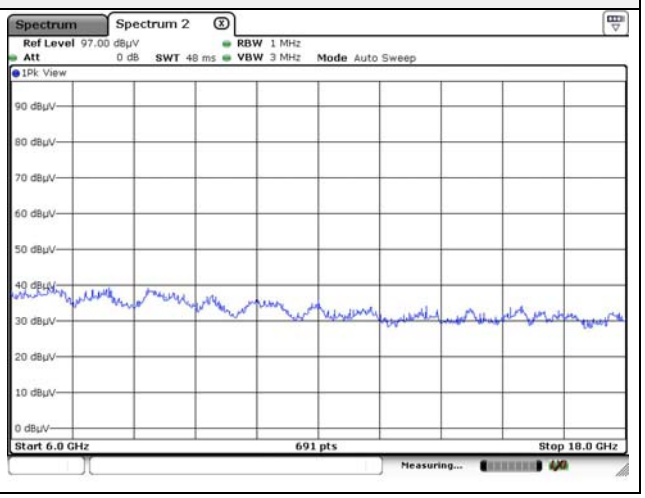


Note.
1. No spurious emission were detected above 6 ㎓.

This report shall not be reproduced except in full, without the written approval of KES Co., Ltd.
The test results in the report only apply to the tested sample.

Mode: UNII-1(HT40)

Distance of measurement: 3 meter

Channel: 38

- **Spurious**

| Frequency (MHz) | Level (dBμV) | Detect mode | Ant. Pol. (H/V) | CF (dB) | DCF (dB) | Field strength (dBμV/m) | Limit (dBμV/m) | Margin (dB) |
|---|---|---|---|---|---|---|---|---|
| 1835.70 | 46.87 | Peak | H | -5.51 | - | 41.36 | 74.00 | 32.64 |
| 2161.40 | 45.65 | Peak | H | -3.43 | - | 42.22 | 74.00 | 31.78 |
| 2342.30 | 45.57 | Peak | H | -2.51 | - | 43.06 | 74.00 | 30.94 |
| 2161.40 | 46.11 | Peak | V | -3.43 | - | 42.68 | 74.00 | 31.32 |
| 2349.50 | 45.67 | Peak | V | -2.47 | - | 43.20 | 74.00 | 30.80 |

- **Band edge**

| Frequency (MHz) | Level (dBμV) | Detect mode | Ant. Pol. (H/V) | CF (dB) | DCF (dB) | Field strength (dBμV/m) | Limit (dBμV/m) | Margin (dB) |
|---|---|---|---|---|---|---|---|---|
| 4826.60 | 41.21 | Peak | H | 3.16 | - | 44.37 | 74.00 | 29.63 |
| 4668.00 | 41.50 | Peak | V | 3.30 | - | 44.80 | 74.00 | 29.20 |

This report shall not be reproduced except in full, without the written approval of KES Co., Ltd.
The test results in the report only apply to the tested sample.

| Restricted band // Horizontal // Peak | Restricted band // Vertical // Peak |
|---|---|
| 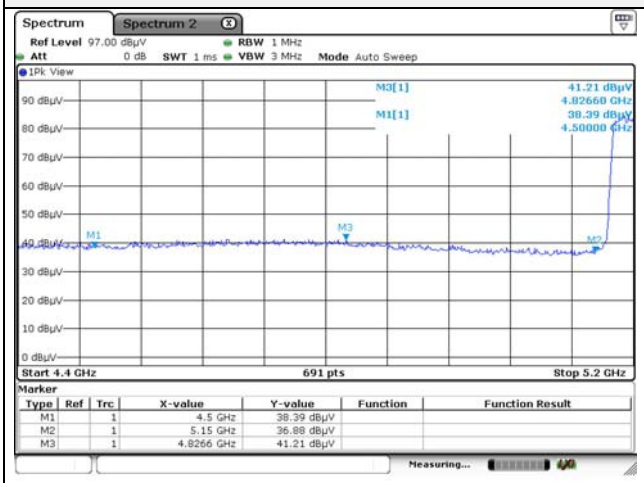 | 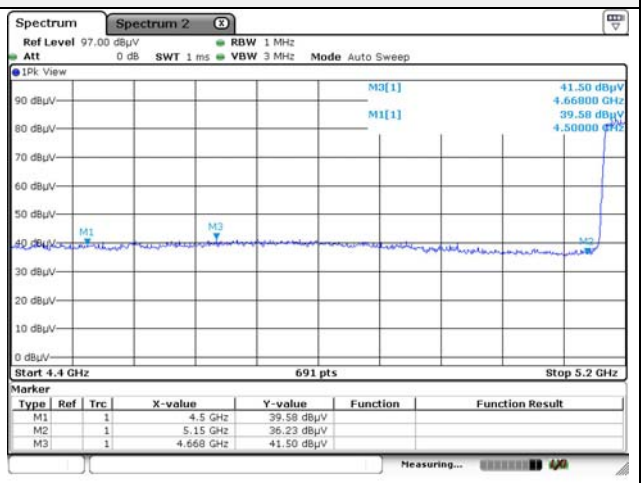 |
| **Restricted band // Horizontal // Average** | **Restricted band // Vertical // Average** |
| N/A | N/A |





Note.
1. Average test was not performed because peak result is lower than the average limit.

This report shall not be reproduced except in full, without the written approval of KES Co., Ltd.
The test results in the report only apply to the tested sample.

**Horizontal // Peak for 1 ㎓ to 6 ㎓**

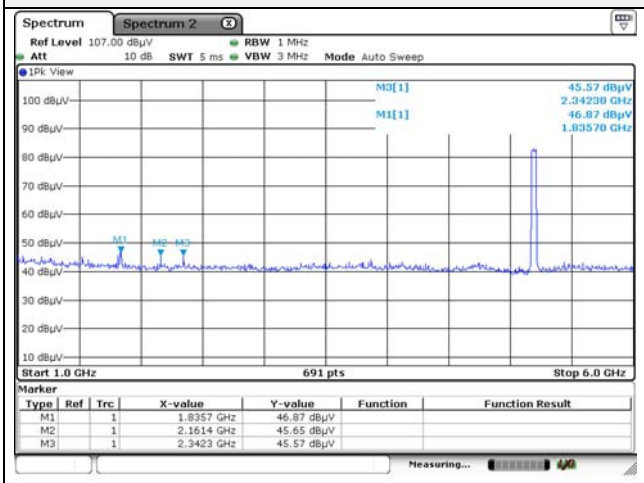


**Vertical // Peak for 1 ㎓ to 6 ㎓**

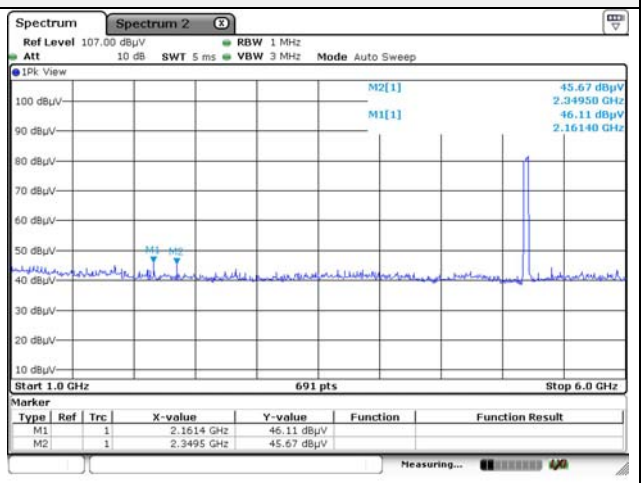


**Horizontal // Peak for 6 ㎓ to 18 ㎓**

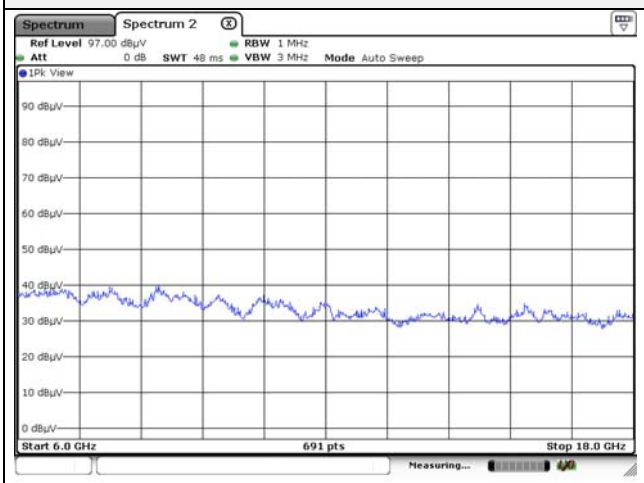


**Vertical // Peak for 6 ㎓ to 18 ㎓**

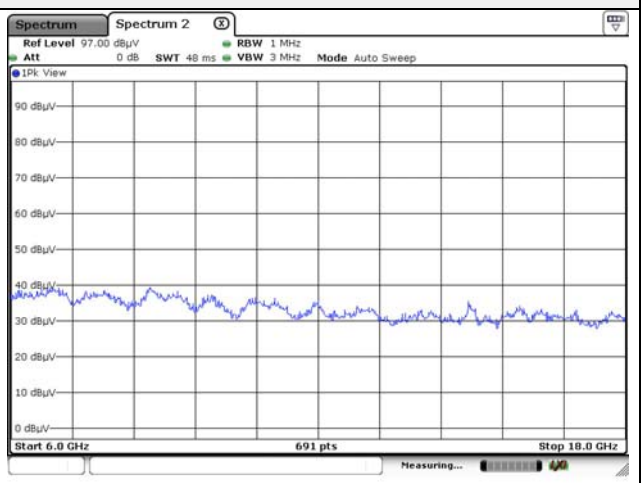


This report shall not be reproduced except in full, without the written approval of KES Co., Ltd.
The test results in the report only apply to the tested sample.

Mode: UNII-1(HT40)

Distance of measurement: 3 meter

Channel: 46

- **Spurious**

| Frequency (MHz) | Level (dBμV) | Detect mode | Ant. Pol. (H/V) | CF (dB) | DCF (dB) | Field strength (dBμV/m) | Limit (dBμV/m) | Margin (dB) |
|---|---|---|---|---|---|---|---|---|
| 1835.70 | 47.68 | Peak | H | -5.51 | - | 42.17 | 74.00 | 31.83 |
| 1850.20 | 47.65 | Peak | V | -5.40 | - | 42.25 | 74.00 | 31.75 |
| 2161.40 | 45.65 | Peak | V | -3.43 | - | 42.22 | 74.00 | 31.78 |

**Horizontal // Peak for 1 GHz to 6 GHz**

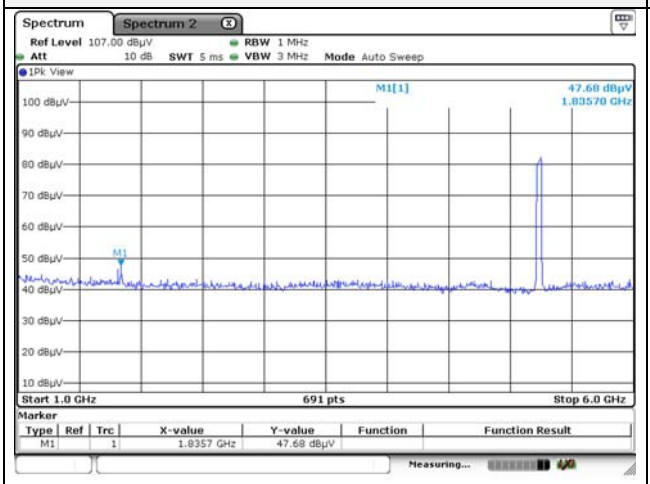


**Vertical // Peak for 1 GHz to 6 GHz**

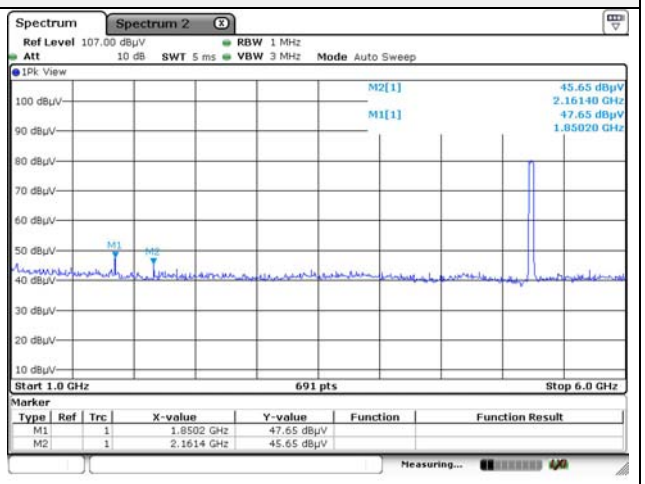


**Horizontal // Peak for 6 GHz to 18 GHz**

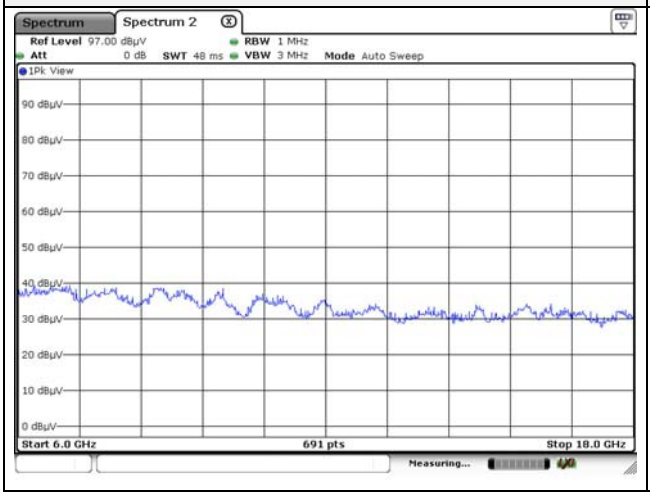


**Vertical // Peak for 6 GHz to 18 GHz**

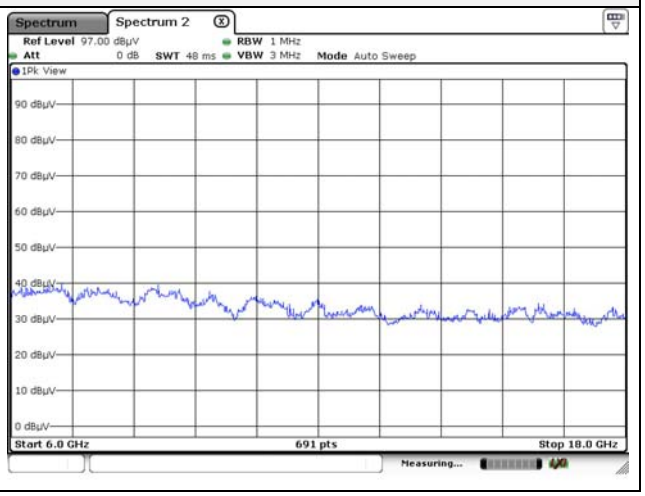


Note.
1. No spurious emission were detected above 6 GHz.

This report shall not be reproduced except in full, without the written approval of KES Co., Ltd.
The test results in the report only apply to the tested sample.

Mode: UNII-2A(HT40)

Distance of measurement: 3 meter

Channel: 54

- **Spurious**

| Frequency (MHz) | Level (dBμV) | Detect mode | Ant. Pol. (H/V) | CF (dB) | DCF (dB) | Field strength (dBμV/m) | Limit (dBμV/m) | Margin (dB) |
|---|---|---|---|---|---|---|---|---|
| 1835.70 | 48.59 | Peak | H | -5.51 | - | 43.08 | 74.00 | 30.92 |
| 2342.30 | 45.33 | Peak | H | -2.51 | - | 42.82 | 74.00 | 31.18 |
| 2161.40 | 47.30 | Peak | V | -3.43 | - | 43.87 | 74.00 | 30.13 |

**Horizontal // Peak for 1 GHz to 6 GHz**

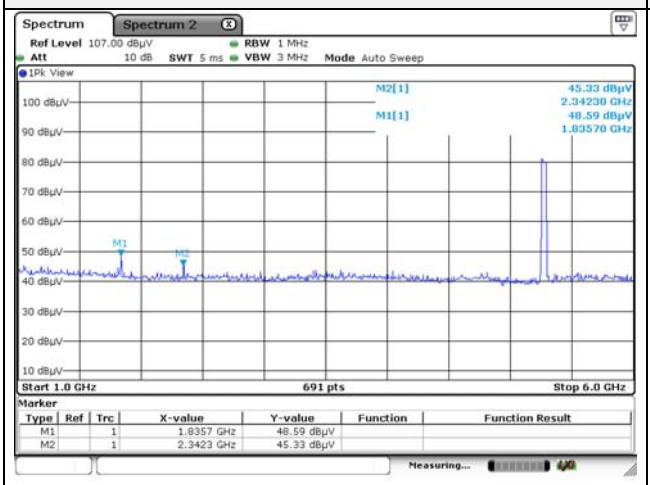


**Vertical // Peak for 1 GHz to 6 GHz**

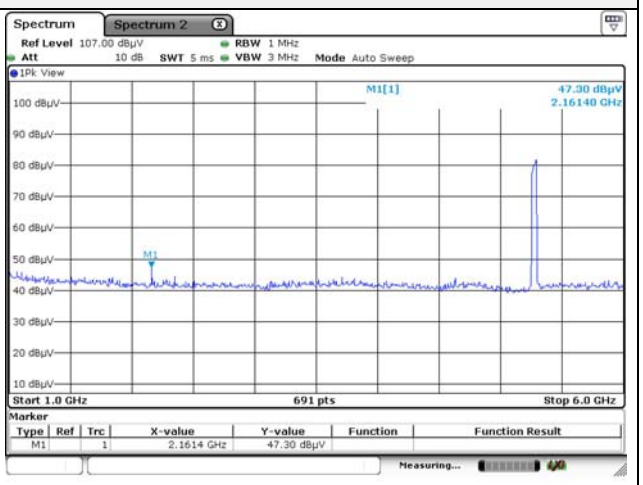


**Horizontal // Peak for 6 GHz to 18 GHz**

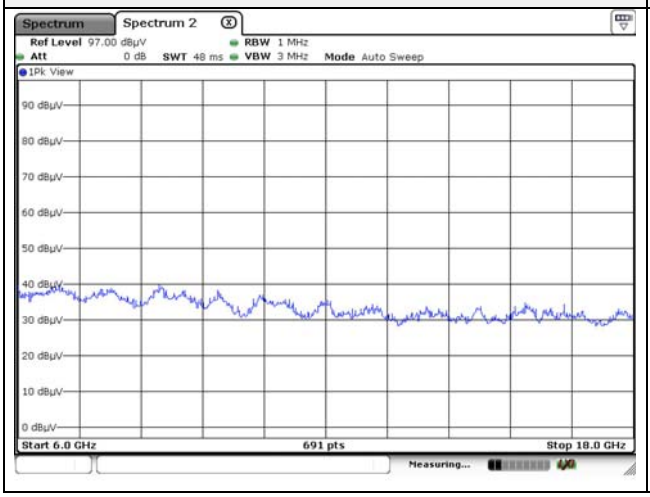


**Vertical // Peak for 6 GHz to 18 GHz**

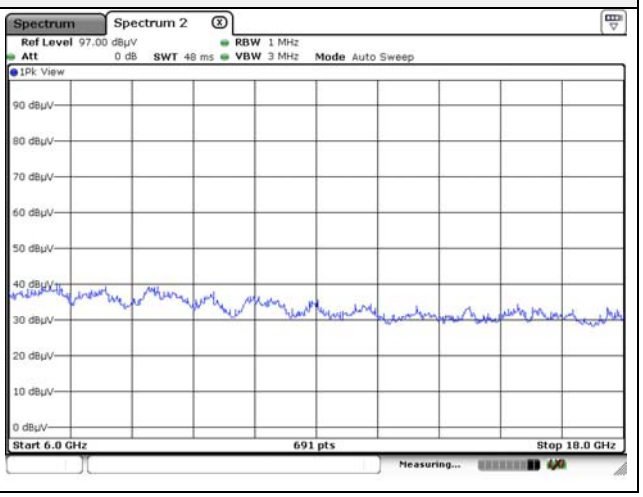


This report shall not be reproduced except in full, without the written approval of KES Co., Ltd.
The test results in the report only apply to the tested sample.

Mode: UNII-2A(HT40)

Distance of measurement: 3 meter

Channel: 62

- **Spurious**

| Frequency (MHz) | Level (dBμV) | Detect mode | Ant. Pol. (H/V) | CF (dB) | DCF (dB) | Field strength (dBμV/m) | Limit (dBμV/m) | Margin (dB) |
|---|---|---|---|---|---|---|---|---|
| 1191.80 | 46.46 | Peak | H | -8.90 | - | 37.56 | 74.00 | 36.44 |
| 1835.70 | 46.32 | Peak | H | -5.51 | - | 40.81 | 74.00 | 33.19 |
| 2342.30 | 46.22 | Peak | H | -2.51 | - | 43.71 | 74.00 | 30.29 |
| 2161.40 | 45.60 | Peak | V | -3.43 | - | 42.17 | 74.00 | 31.83 |

- **Band edge**

| Frequency (MHz) | Level (dBμV) | Detect mode | Ant. Pol. (H/V) | CF (dB) | DCF (dB) | Field strength (dBμV/m) | Limit (dBμV/m) | Margin (dB) |
|---|---|---|---|---|---|---|---|---|
| 5430.29 | 40.38 | Peak | H | 3.35 | - | 43.73 | 74.00 | 30.27 |
| 5355.50 | 42.54 | Peak | V | 3.43 | - | 45.97 | 74.00 | 28.03 |

**Restricted band // Horizontal // Peak**

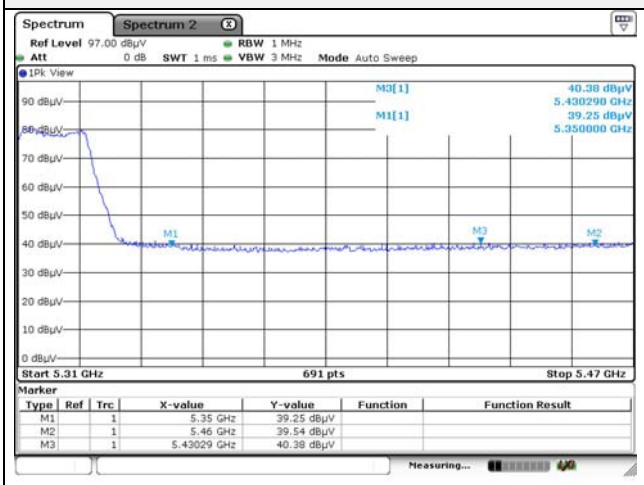


**Restricted band // Vertical // Peak**

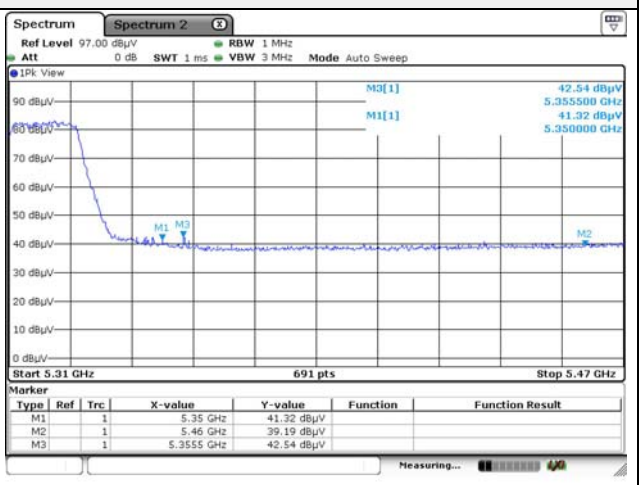


**Restricted band // Horizontal // Average**

N/A

**Restricted band // Vertical // Average**

N/A

Note.
1. Average test was not performed because peak result is lower than the average limit.

This report shall not be reproduced except in full, without the written approval of KES Co., Ltd.
The test results in the report only apply to the tested sample.

**Horizontal // Peak for 1 ㎓ to 6 ㎓**

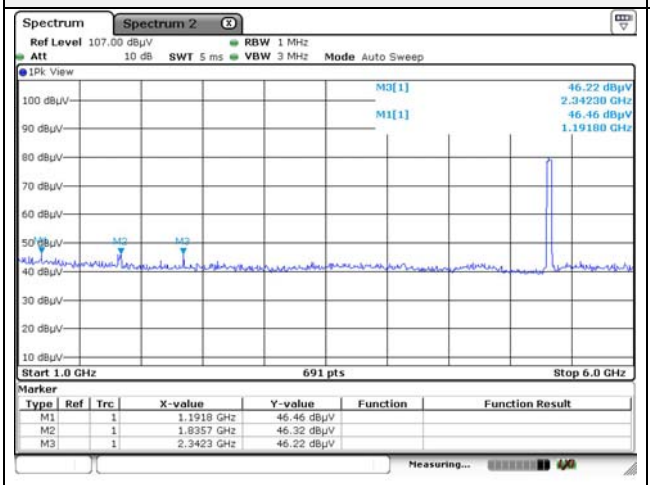


**Vertical // Peak for 1 ㎓ to 6 ㎓**

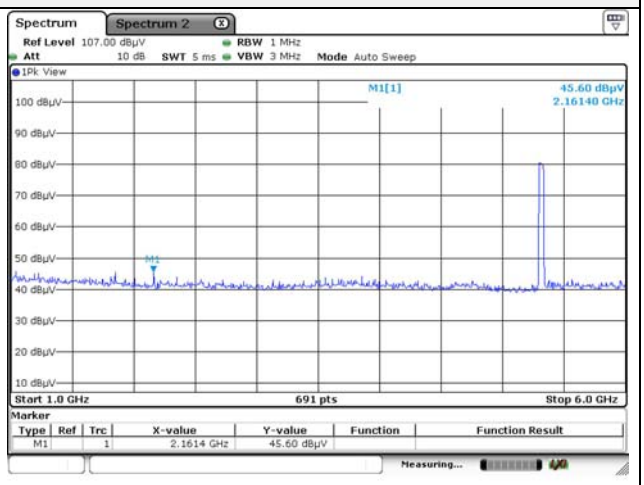


**Horizontal // Peak for 6 ㎓ to 18 ㎓**

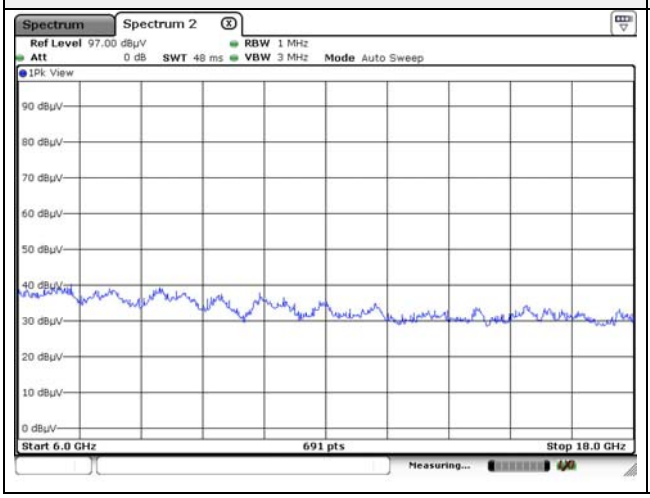


**Vertical // Peak for 6 ㎓ to 18 ㎓**

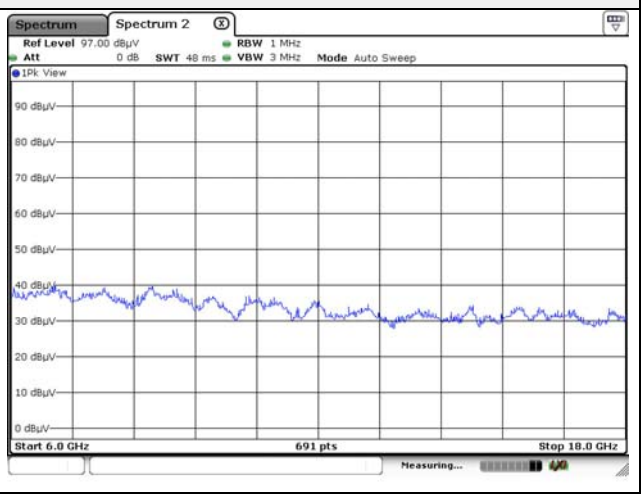


Note.
1. No spurious emission were detected above 6 ㎓.

This report shall not be reproduced except in full, without the written approval of KES Co., Ltd.
The test results in the report only apply to the tested sample.

Mode: UNII-2C(HT40)

Distance of measurement: 3 meter

Channel: 102

- **Spurious**

| Frequency (MHz) | Level (dBμV) | Detect mode | Ant. Pol. (H/V) | CF (dB) | DCF (dB) | Field strength (dBμV/m) | Limit (dBμV/m) | Margin (dB) |
|---|---|---|---|---|---|---|---|---|
| 1814.00 | 47.91 | Peak | H | -5.68 | - | 42.23 | 74.00 | 31.77 |
| 2161.40 | 45.36 | Peak | H | -3.43 | - | 41.93 | 74.00 | 32.07 |
| 2349.50 | 45.24 | Peak | H | -2.47 | - | 42.77 | 74.00 | 31.23 |
| 2161.40 | 46.38 | Peak | V | -3.43 | - | 42.95 | 74.00 | 31.05 |

- **Band edge**

| Frequency (MHz) | Level (dBμV) | Detect mode | Ant. Pol. (H/V) | CF (dB) | DCF (dB) | Field strength (dBμV/m) | Limit (dBμV/m) | Margin (dB) |
|---|---|---|---|---|---|---|---|---|
| 5409.93 | 40.47 | Peak | H | 3.43 | - | 43.90 | 74.00 | 30.10 |
| 5438.32 | 40.37 | Peak | V | 3.31 | - | 43.68 | 74.00 | 30.32 |

This report shall not be reproduced except in full, without the written approval of KES Co., Ltd.
The test results in the report only apply to the tested sample.

| Restricted band // Horizontal // Peak | Restricted band // Vertical // Peak |
|---|---|
| 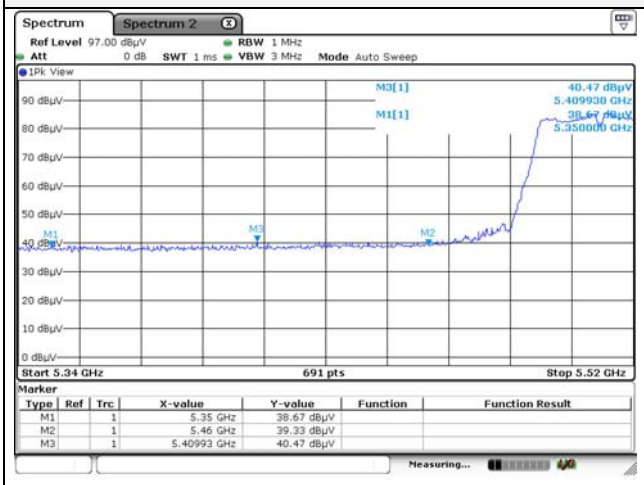 | 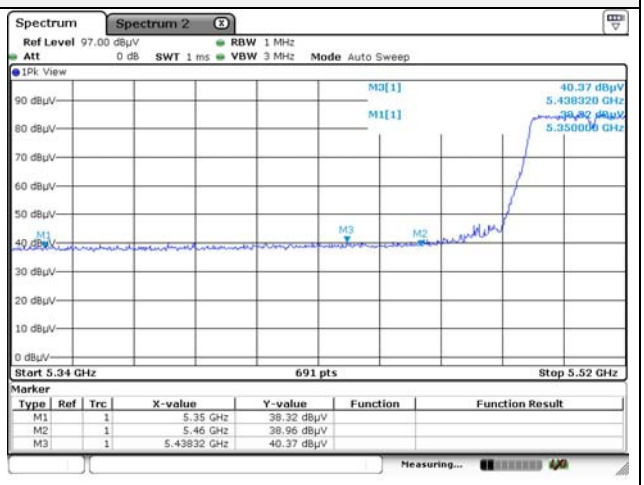 |
| **Restricted band // Horizontal // Average** | **Restricted band // Vertical // Average** |
| N/A | N/A |





Note.
1. Average test was not performed because peak result is lower than the average limit.

This report shall not be reproduced except in full, without the written approval of KES Co., Ltd.
The test results in the report only apply to the tested sample.

**Horizontal // Peak for 1 ㎓ to 6 ㎓**

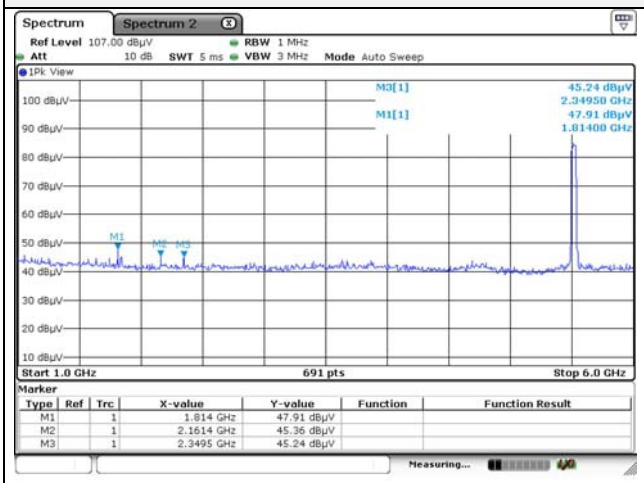


**Vertical // Peak for 1 ㎓ to 6 ㎓**

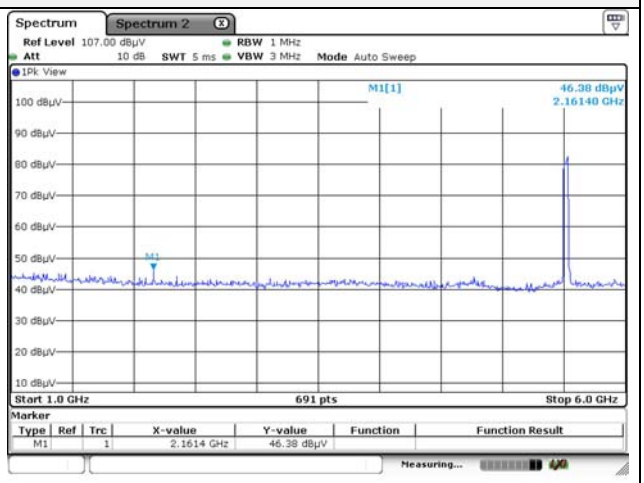


**Horizontal // Peak for 6 ㎓ to 18 ㎓**

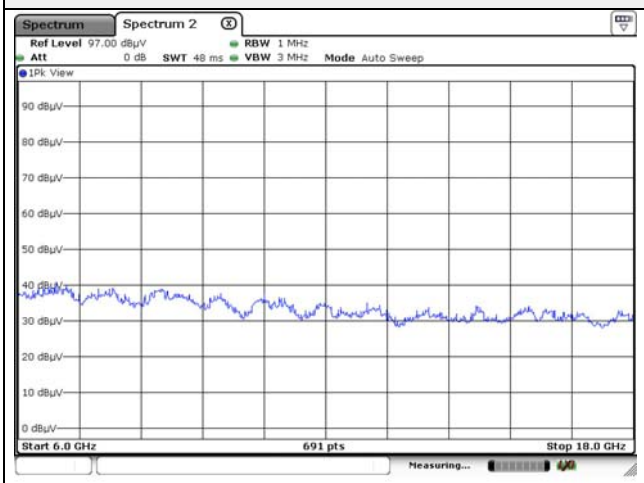


**Vertical // Peak for 6 ㎓ to 18 ㎓**

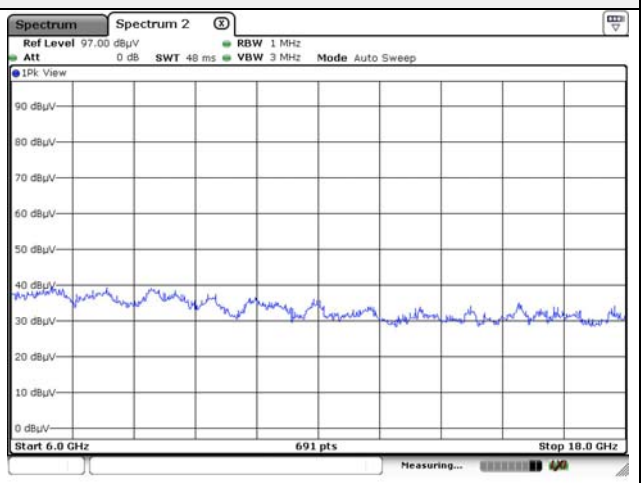


This report shall not be reproduced except in full, without the written approval of KES Co., Ltd.
The test results in the report only apply to the tested sample.

Mode: UNII-2C(HT40)

Distance of measurement: 3 meter

Channel: 118

- **Spurious**

| Frequency (MHz) | Level (dBμV) | Detect mode | Ant. Pol. (H/V) | CF (dB) | DCF (dB) | Field strength (dBμV/m) | Limit (dBμV/m) | Margin (dB) |
|---|---|---|---|---|---|---|---|---|
| 1835.70 | 47.70 | Peak | H | -5.51 | - | 42.19 | 74.00 | 31.81 |
| 2349.50 | 45.23 | Peak | H | -2.47 | - | 42.76 | 74.00 | 31.24 |
| 2161.40 | 46.78 | Peak | V | -3.43 | - | 43.35 | 74.00 | 30.65 |

**Horizontal // Peak for 1 GHz to 6 GHz**

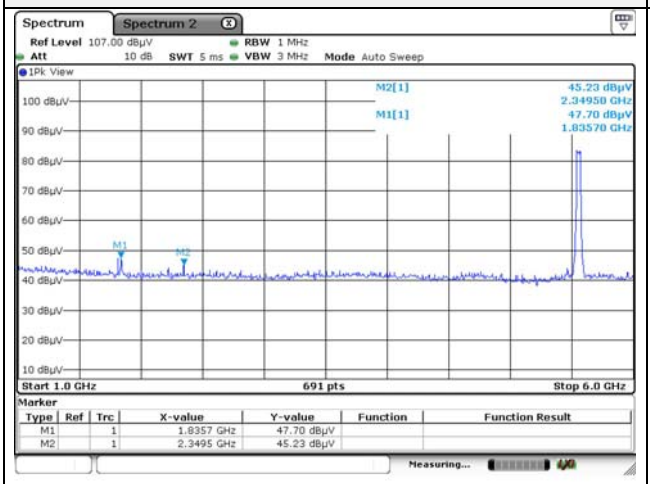


**Vertical // Peak for 1 GHz to 6 GHz**

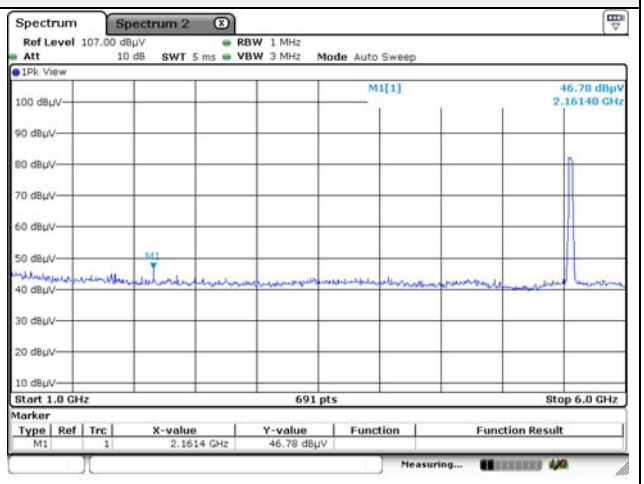


**Horizontal // Peak for 6 GHz to 18 GHz**

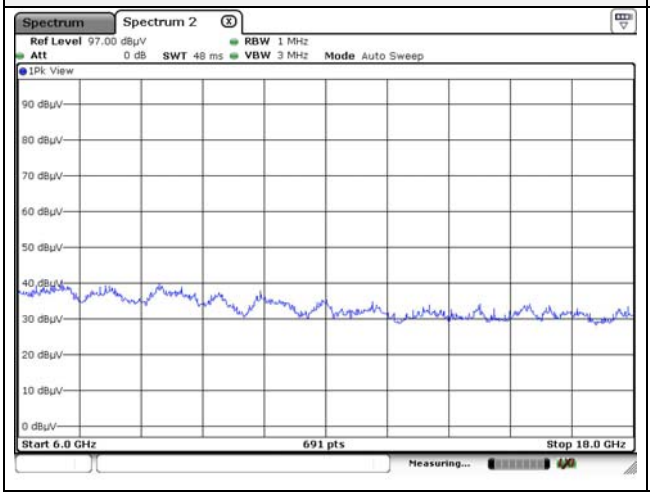


**Vertical // Peak for 6 GHz to 18 GHz**

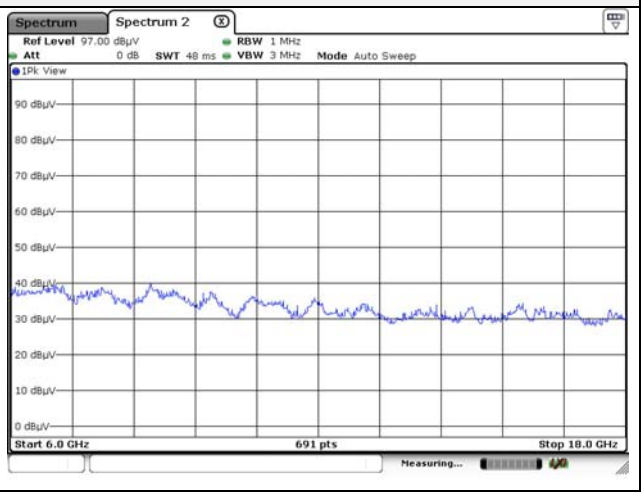


This report shall not be reproduced except in full, without the written approval of KES Co., Ltd.
The test results in the report only apply to the tested sample.

Mode: UNII-2C(HT40)

Distance of measurement: 3 meter

Channel: 134

- **Spurious**

| Frequency (MHz) | Level (dBμV) | Detect mode | Ant. Pol. (H/V) | CF (dB) | DCF (dB) | Field strength (dBμV/m) | Limit (dBμV/m) | Margin (dB) |
|---|---|---|---|---|---|---|---|---|
| 1814.00 | 48.31 | Peak | H | -5.68 | - | 42.63 | 74.00 | 31.37 |
| 2342.30 | 44.84 | Peak | H | -2.51 | - | 42.33 | 74.00 | 31.67 |
| 1814.00 | 45.17 | Peak | V | -5.68 | - | 39.49 | 74.00 | 34.51 |
| 2349.50 | 46.85 | Peak | V | -2.47 | - | 44.38 | 74.00 | 29.62 |

- **Band edge**

| Frequency (MHz) | Level (dBμV) | Detect mode | Ant. Pol. (H/V) | CF (dB) | DCF (dB) | Field strength (dBμV/m) | Limit (dBμV/m) | Margin (dB) |
|---|---|---|---|---|---|---|---|---|
| 5751.85 | 44.57 | Peak | H | 2.00 | - | 46.57 | 68.20 | 21.63 |
| 5750.08 | 44.97 | Peak | V | 2.01 | - | 46.98 | 68.20 | 21.22 |

This report shall not be reproduced except in full, without the written approval of KES Co., Ltd.
The test results in the report only apply to the tested sample.

| Restricted band // Horizontal // Peak | Restricted band // Vertical // Peak |
|---|---|
| 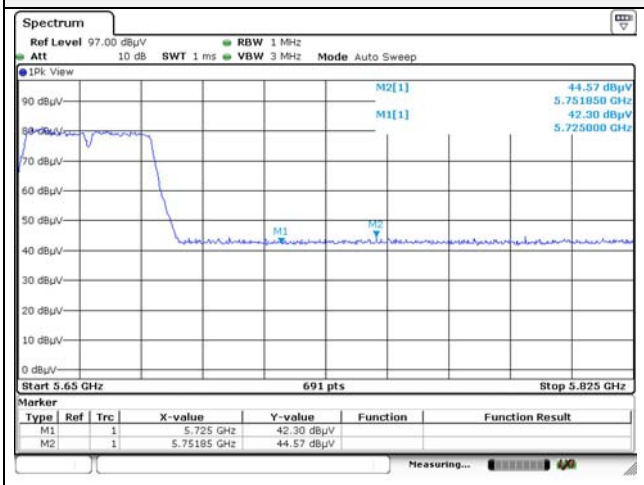 | 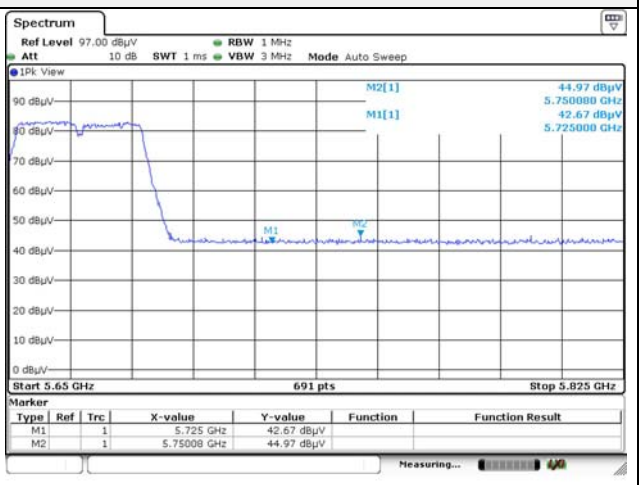 |
| **Restricted band // Horizontal // Average** | **Restricted band // Vertical // Average** |
| N/A | N/A |





Note.
1. Average test was not performed because peak result is lower than the average limit.

This report shall not be reproduced except in full, without the written approval of KES Co., Ltd.
The test results in the report only apply to the tested sample.

**Horizontal // Peak for 1 ㎓ to 6 ㎓**

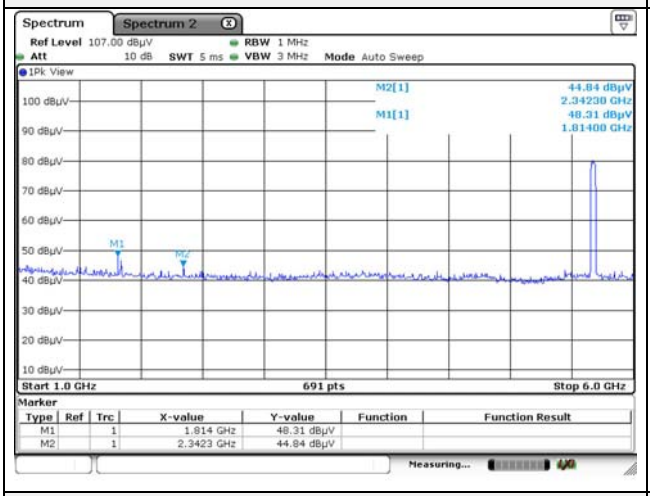


**Vertical // Peak for 1 ㎓ to 6 ㎓**

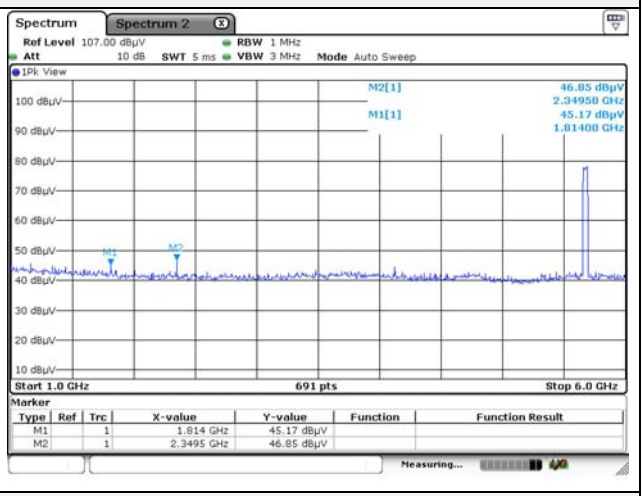


**Horizontal // Peak for 6 ㎓ to 18 ㎓**

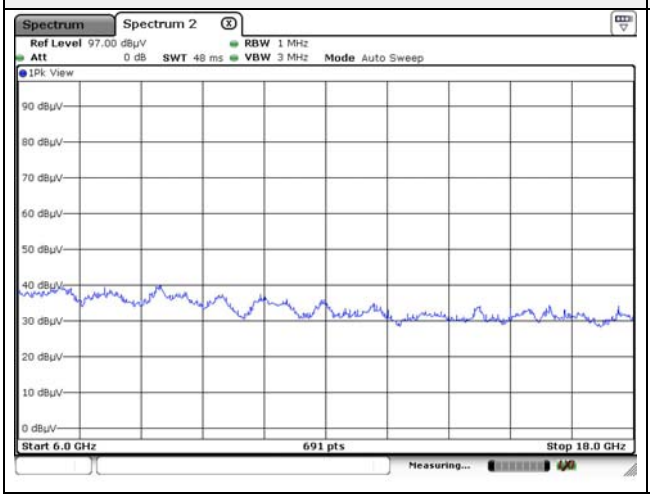


**Vertical // Peak for 6 ㎓ to 18 ㎓**

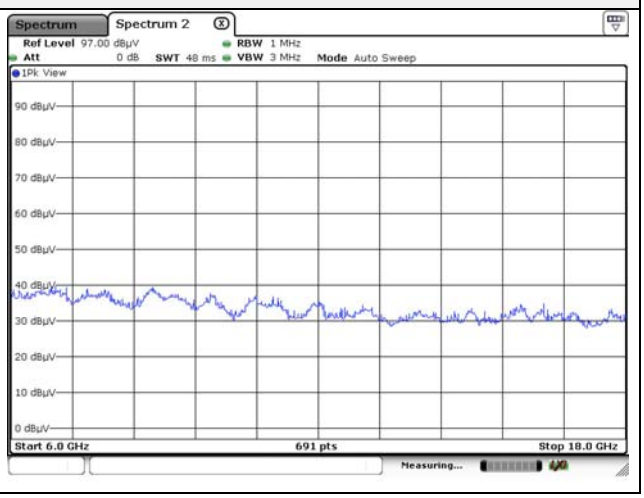


Note.

1. No spurious emission were detected above 6 ㎓.

This report shall not be reproduced except in full, without the written approval of KES Co., Ltd.
The test results in the report only apply to the tested sample.

Mode: UNII-2C(HT40)

Distance of measurement: 3 meter

Channel: 142

- **Spurious**

| Frequency (MHz) | Level (dBμV) | Detect mode | Ant. Pol. (H/V) | CF (dB) | DCF (dB) | Field strength (dBμV/m) | Limit (dBμV/m) | Margin (dB) |
|---|---|---|---|---|---|---|---|---|
| 1191.00 | 47.83 | Peak | H | -8.90 | - | 38.93 | 74.00 | 35.07 |
| 1842.30 | 47.70 | Peak | H | -5.46 | - | 42.24 | 74.00 | 31.76 |
| 2161.40 | 48.13 | Peak | H | -3.43 | - | 44.70 | 74.00 | 29.30 |
| 2160.60 | 46.03 | Peak | V | -3.44 | - | 42.59 | 74.00 | 31.41 |
| 2341.50 | 48.81 | Peak | V | -2.51 | - | 46.30 | 74.00 | 27.70 |

**Horizontal // Peak for 1 GHz to 6 GHz**

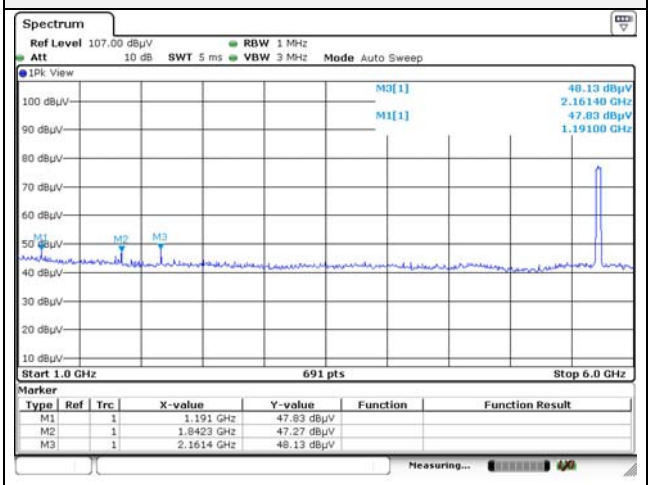


**Vertical // Peak for 1 GHz to 6 GHz**

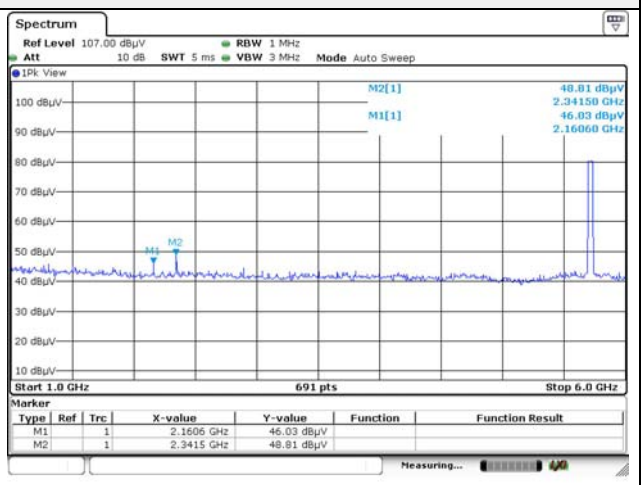


**Horizontal // Peak for 6 GHz to 18 GHz**

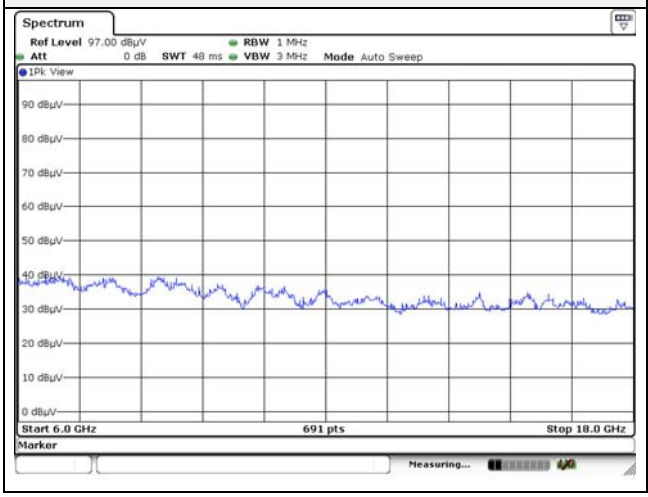


**Vertical // Peak for 6 GHz to 18 GHz**

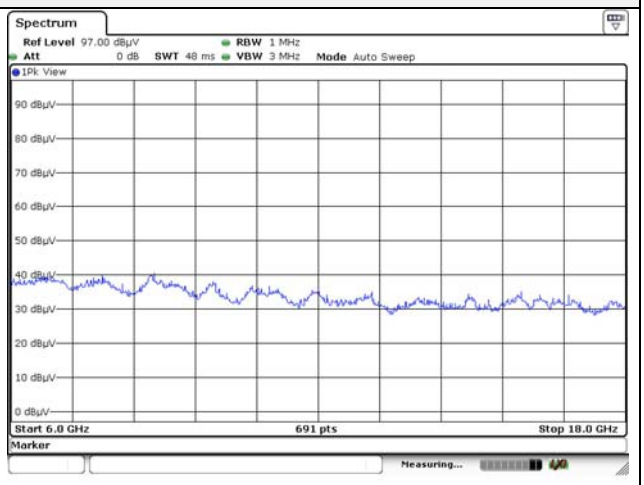


This report shall not be reproduced except in full, without the written approval of KES Co., Ltd.
The test results in the report only apply to the tested sample.

Mode: UNII-3(HT40)

Distance of measurement: 3 meter

Channel: 151

- **Spurious**

| Frequency (MHz) | Level (dBμV) | Detect mode | Ant. Pol. (H/V) | CF (dB) | DCF (dB) | Field strength (dBμV/m) | Limit (dBμV/m) | Margin (dB) |
|---|---|---|---|---|---|---|---|---|
| 1835.70 | 47.53 | Peak | H | -5.51 | - | 42.02 | 74.00 | 31.98 |
| 2161.40 | 46.82 | Peak | H | -3.43 | - | 43.39 | 74.00 | 30.61 |
| 2161.40 | 45.10 | Peak | V | -3.43 | - | 41.67 | 74.00 | 32.33 |
| 2349.50 | 46.12 | Peak | V | -2.47 | - | 43.65 | 74.00 | 30.35 |

- **Band edge**

| Frequency (MHz) | Level (dBμV) | Detect mode | Ant. Pol. (H/V) | CF (dB) | DCF (dB) | Field strength (dBμV/m) | Limit (dBμV/m) | Margin (dB) |
|---|---|---|---|---|---|---|---|---|
| 5725.00 | 40.38 | Peak | H | 2.14 | - | 42.52 | 122.20 | 79.68 |
| 5610.04 | 41.64 | Peak | H | 2.74 | - | 44.38 | 68.20 | 23.82 |
| 5725.00 | 39.66 | Peak | V | 2.14 | - | 41.80 | 122.20 | 80.40 |
| 5622.87 | 41.54 | Peak | V | 2.67 | - | 44.21 | 68.20 | 23.99 |

This report shall not be reproduced except in full, without the written approval of KES Co., Ltd.
The test results in the report only apply to the tested sample.

| Restricted band // Horizontal // Peak | Restricted band // Vertical // Peak |
|---|---|
| 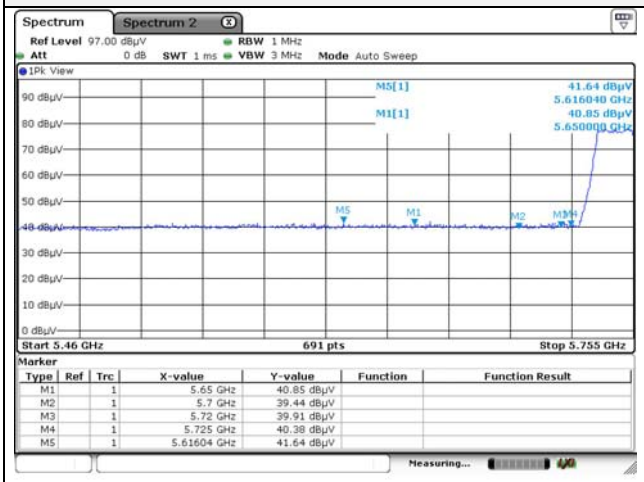 | 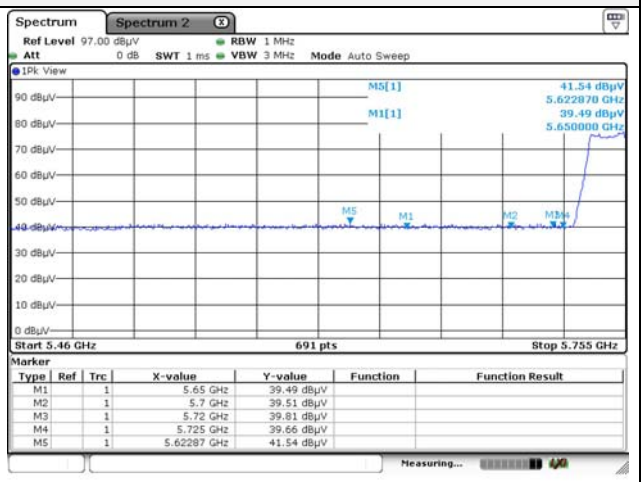 |
| **Restricted band // Horizontal // Average** | **Restricted band // Vertical // Average** |
| N/A | N/A |





Note.
1. Average test was not performed because peak result is lower than the average limit.

This report shall not be reproduced except in full, without the written approval of KES Co., Ltd.
The test results in the report only apply to the tested sample.

**Horizontal // Peak for 1 ㎓ to 6 ㎓**

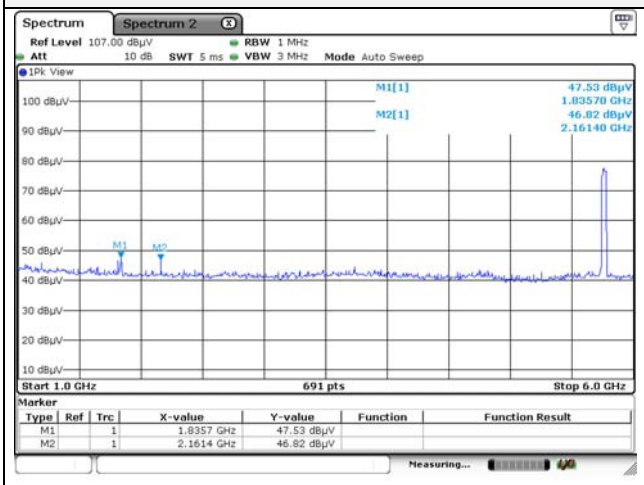


**Vertical // Peak for 1 ㎓ to 6 ㎓**

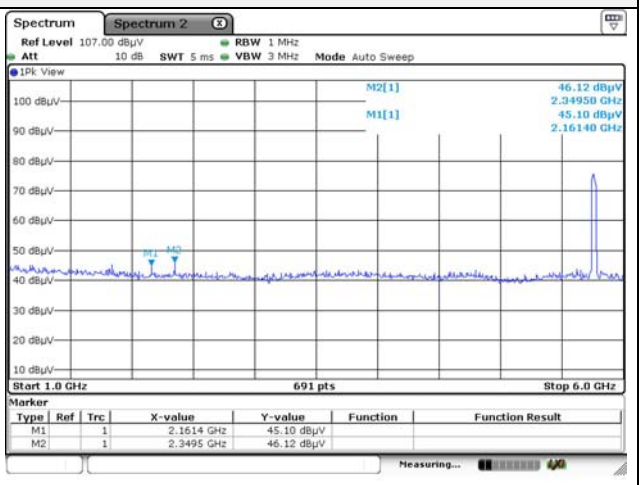


**Horizontal // Peak for 6 ㎓ to 18 ㎓**

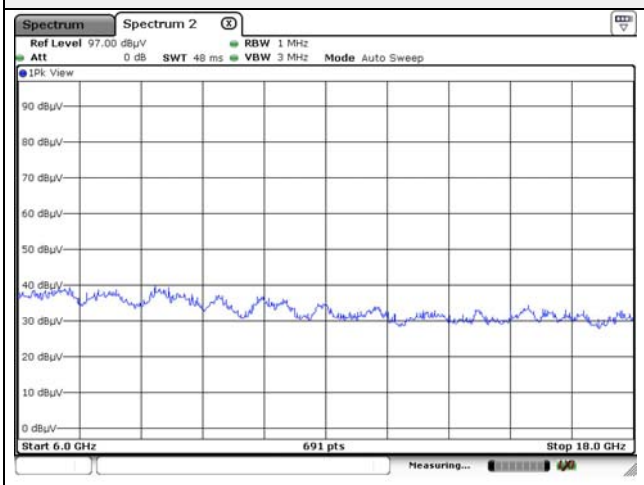


**Vertical // Peak for 6 ㎓ to 18 ㎓**

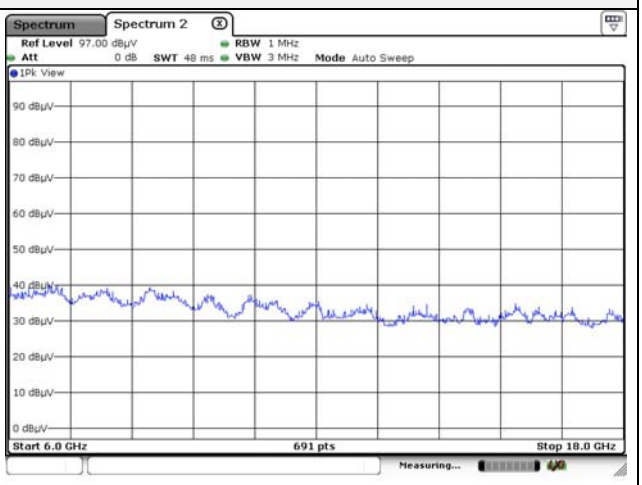


This report shall not be reproduced except in full, without the written approval of KES Co., Ltd.
The test results in the report only apply to the tested sample.

Mode: UNII-3(HT40)

Distance of measurement: 3 meter

Channel: 159

- **Spurious**

| Frequency (MHz) | Level (dBμV) | Detect mode | Ant. Pol. (H/V) | CF (dB) | DCF (dB) | Field strength (dBμV/m) | Limit (dBμV/m) | Margin (dB) |
|---|---|---|---|---|---|---|---|---|
| 1835.70 | 47.63 | Peak | H | -5.51 | - | 42.12 | 74.00 | 31.88 |
| 2161.40 | 45.98 | Peak | H | -3.43 | - | 42.55 | 74.00 | 31.45 |
| 2342.30 | 44.61 | Peak | V | -2.51 | - | 42.10 | 74.00 | 31.90 |
| 2161.40 | 43.92 | Peak | V | -3.43 | - | 40.49 | 74.00 | 33.51 |
| 2349.50 | 46.41 | Peak | V | -2.47 | - | 43.94 | 74.00 | 30.06 |

- **Band edge**

| Frequency (MHz) | Level (dBμV) | Detect mode | Ant. Pol. (H/V) | CF (dB) | DCF (dB) | Field strength (dBμV/m) | Limit (dBμV/m) | Margin (dB) |
|---|---|---|---|---|---|---|---|---|
| 5850.00 | 38.60 | Peak | H | 1.70 | - | 40.31 | 122.20 | 81.90 |
| 5931.23 | 40.57 | Peak | H | 1.63 | - | 42.20 | 68.20 | 26.00 |
| 5850.00 | 39.52 | Peak | V | 1.70 | - | 41.23 | 122.20 | 80.98 |
| 5920.12 | 41.60 | Peak | V | 1.64 | - | 43.24 | 68.20 | 24.96 |

This report shall not be reproduced except in full, without the written approval of KES Co., Ltd.
The test results in the report only apply to the tested sample.

| Restricted band // Horizontal // Peak | Restricted band // Vertical // Peak |
|---|---|
| 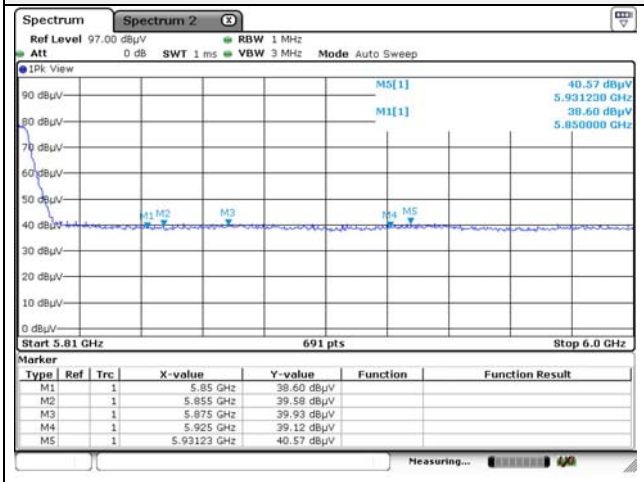 | 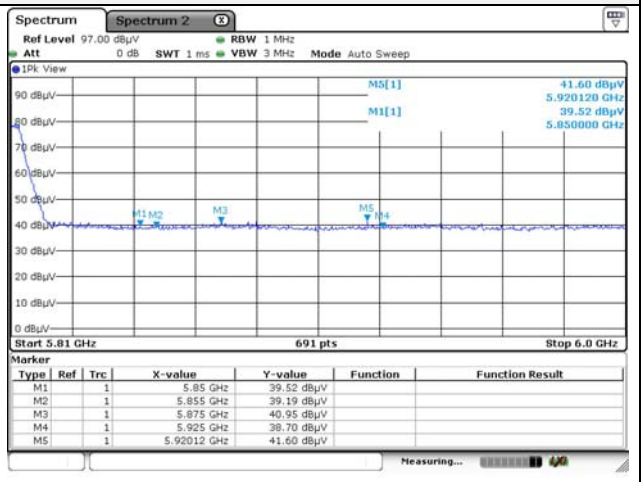 |
| **Restricted band // Horizontal // Average** | **Restricted band // Vertical // Average** |
| N/A | N/A |





Note.
1. Average test was not performed because peak result is lower than the average limit.

This report shall not be reproduced except in full, without the written approval of KES Co., Ltd.
The test results in the report only apply to the tested sample.

**Horizontal // Peak for 1 ㎓ to 6 ㎓**

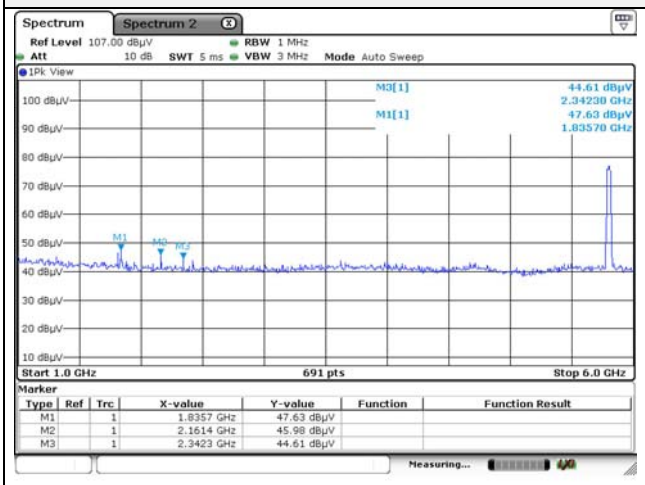


**Vertical // Peak for 1 ㎓ to 6 ㎓**

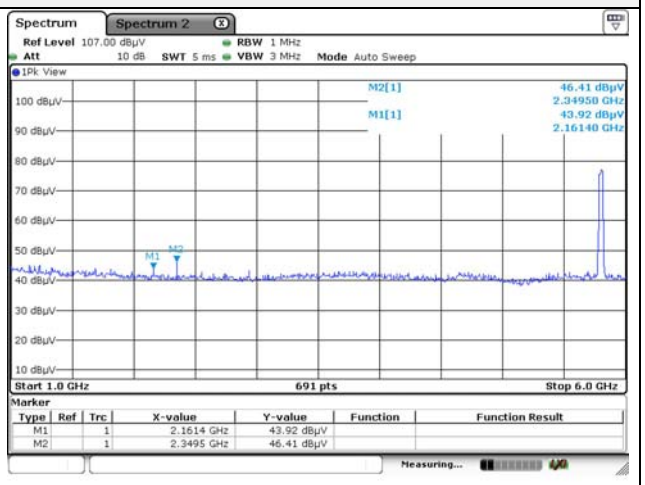


**Horizontal // Peak for 6 ㎓ to 18 ㎓**

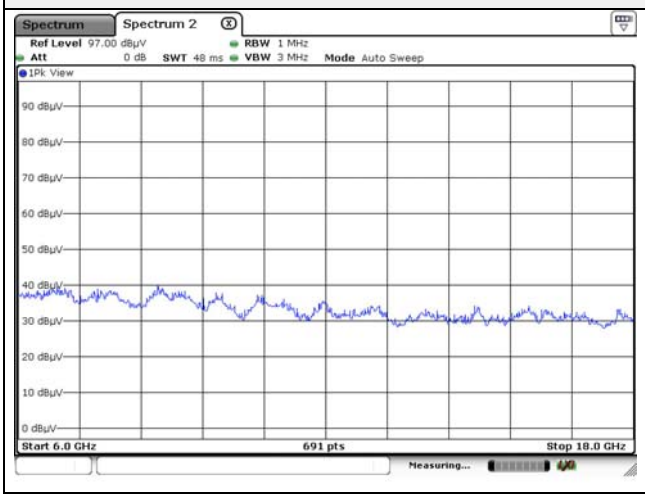


**Vertical // Peak for 6 ㎓ to 18 ㎓**

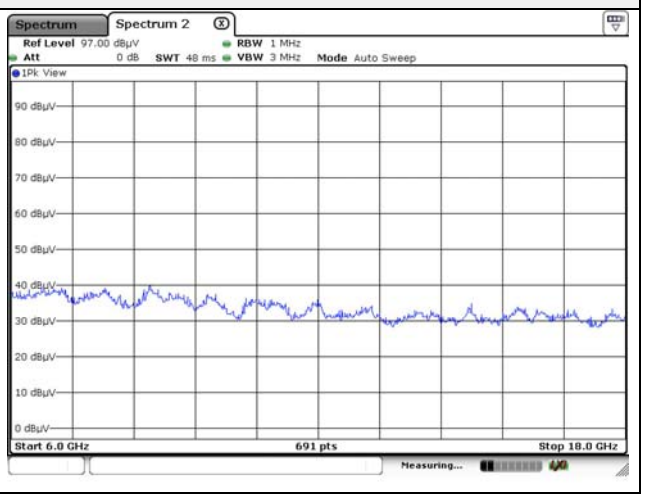


Note.

1. No spurious emission were detected above 6 ㎓.

This report shall not be reproduced except in full, without the written approval of KES Co., Ltd.
The test results in the report only apply to the tested sample.

Mode: UNII-1(VHT80)

Distance of measurement: 3 meter

Channel: 42

- **Spurious**

| Frequency (MHz) | Level (dBμV) | Detect mode | Ant. Pol. (H/V) | CF (dB) | DCF (dB) | Field strength (dBμV/m) | Limit (dBμV/m) | Margin (dB) |
|---|---|---|---|---|---|---|---|---|
| 1835.70 | 46.33 | Peak | H | -5.51 | - | 40.82 | 74.00 | 33.18 |
| 2161.40 | 45.40 | Peak | H | -3.43 | - | 41.97 | 74.00 | 32.03 |
| 1850.20 | 45.50 | Peak | V | -5.40 | - | 40.10 | 74.00 | 33.90 |
| 2161.40 | 46.75 | Peak | V | -3.43 | - | 43.32 | 74.00 | 30.68 |
| 2349.50 | 44.90 | Peak | V | -2.47 | - | 42.43 | 74.00 | 31.57 |

- **Band edge**

| Frequency (MHz) | Level (dBμV) | Detect mode | Ant. Pol. (H/V) | CF (dB) | DCF (dB) | Field strength (dBμV/m) | Limit (dBμV/m) | Margin (dB) |
|---|---|---|---|---|---|---|---|---|
| 4753.60 | 41.95 | Peak | H | 3.20 | - | 45.15 | 74.00 | 28.85 |
| 4749.00 | 41.85 | Peak | V | 3.21 | - | 45.06 | 74.00 | 28.94 |

This report shall not be reproduced except in full, without the written approval of KES Co., Ltd.
The test results in the report only apply to the tested sample.

| Restricted band // Horizontal // Peak | Restricted band // Vertical // Peak |
|---|---|
| 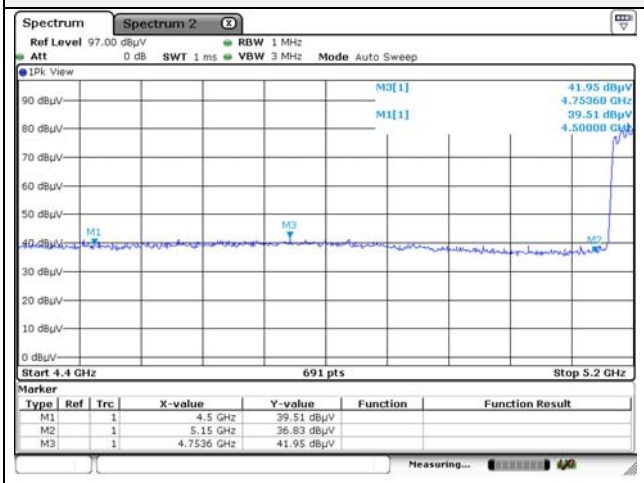 | 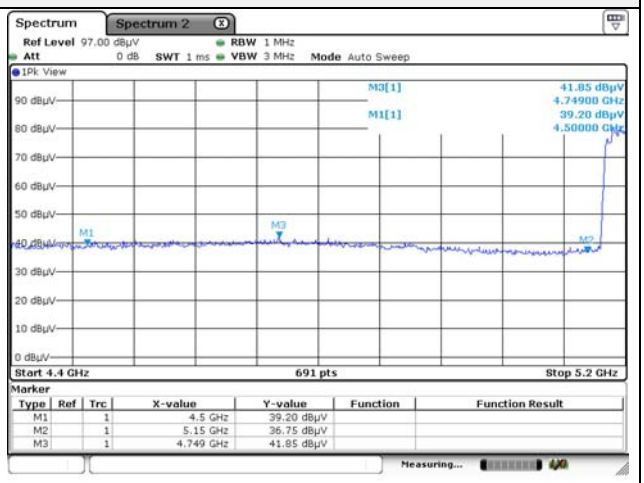 |
| **Restricted band // Horizontal // Average** | **Restricted band // Vertical // Average** |
| N/A | N/A |





Note.
1. Average test was not performed because peak result is lower than the average limit.

This report shall not be reproduced except in full, without the written approval of KES Co., Ltd.
The test results in the report only apply to the tested sample.

**Horizontal // Peak for 1 ㎓ to 6 ㎓**

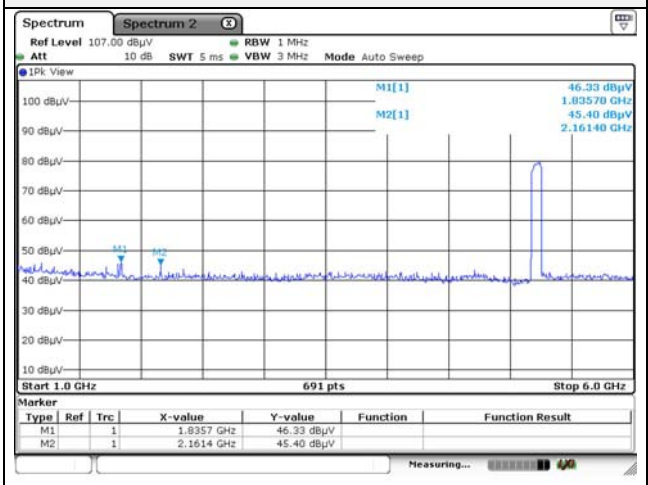


**Vertical // Peak for 1 ㎓ to 6 ㎓**

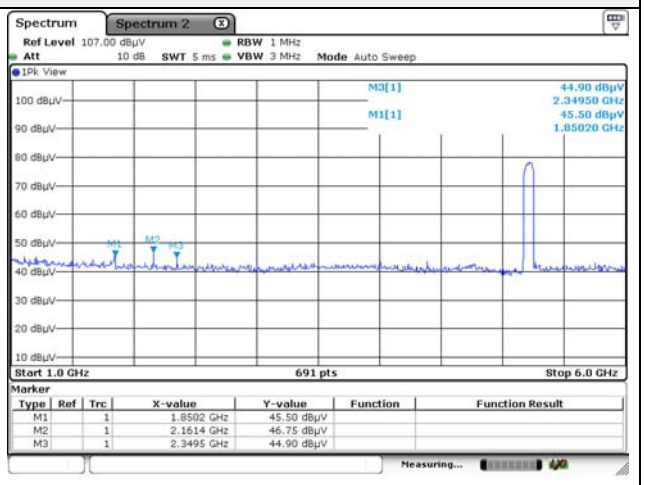


**Horizontal // Peak for 6 ㎓ to 18 ㎓**

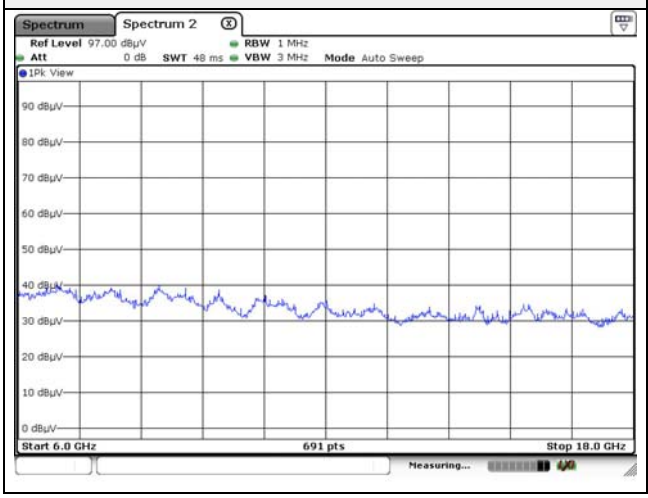


**Vertical // Peak for 6 ㎓ to 18 ㎓**

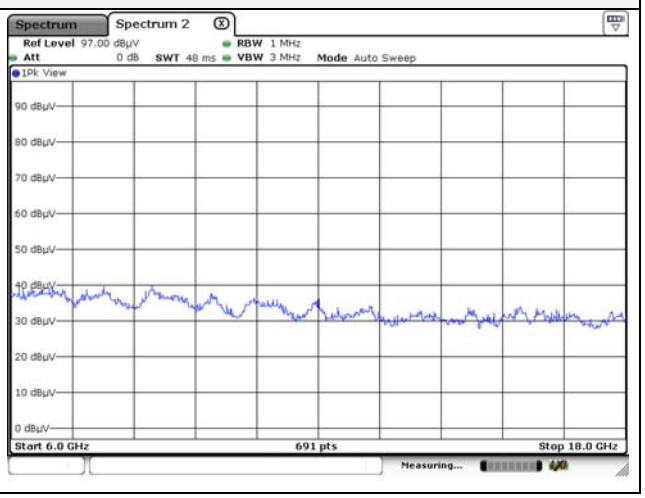


Note.

1. No spurious emission were detected above 6 ㎓.

This report shall not be reproduced except in full, without the written approval of KES Co., Ltd.
The test results in the report only apply to the tested sample.

Mode: UNII-2A(VHT80)

Distance of measurement: 3 meter

Channel: 58

- **Spurious**

| Frequency (MHz) | Level (dBμV) | Detect mode | Ant. Pol. (H/V) | CF (dB) | DCF (dB) | Field strength (dBμV/m) | Limit (dBμV/m) | Margin (dB) |
|---|---|---|---|---|---|---|---|---|
| 1835.70 | 47.35 | Peak | H | -5.51 | - | 41.84 | 74.00 | 32.16 |
| 2161.40 | 45.59 | Peak | H | -3.43 | - | 42.16 | 74.00 | 31.84 |
| 2342.30 | 45.26 | Peak | H | -2.51 | - | 42.75 | 74.00 | 31.25 |
| 2161.40 | 46.41 | Peak | V | -3.43 | - | 42.98 | 74.00 | 31.02 |

- **Band edge**

| Frequency (MHz) | Level (dBμV) | Detect mode | Ant. Pol. (H/V) | CF (dB) | DCF (dB) | Field strength (dBμV/m) | Limit (dBμV/m) | Margin (dB) |
|---|---|---|---|---|---|---|---|---|
| 5447.42 | 41.32 | Peak | H | 3.28 | - | 44.60 | 74.00 | 29.40 |
| 5352.26 | 42.48 | Peak | V | 3.43 | - | 45.91 | 74.00 | 28.09 |

This report shall not be reproduced except in full, without the written approval of KES Co., Ltd.
The test results in the report only apply to the tested sample.

| Restricted band // Horizontal // Peak | Restricted band // Vertical // Peak |
|---|---|
| 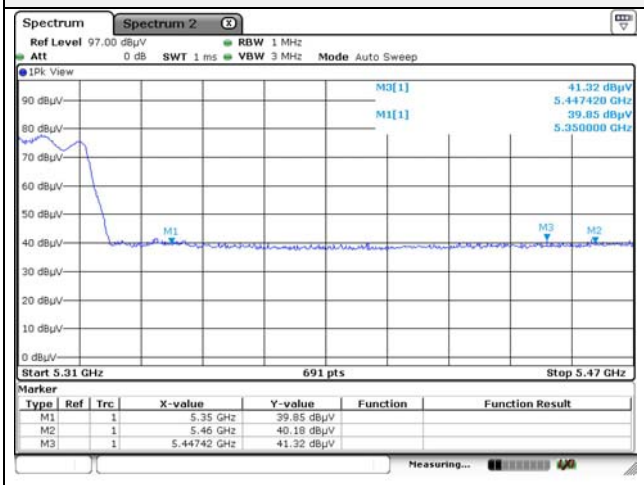 | 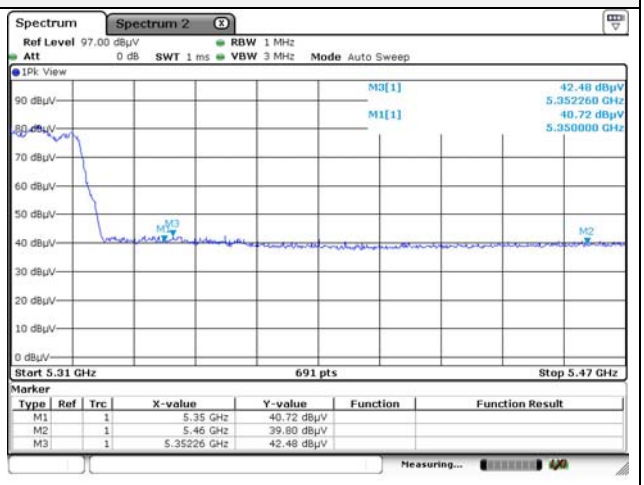 |
| **Restricted band // Horizontal // Average** | **Restricted band // Vertical // Average** |
| N/A | N/A |





Note.
1. Average test was not performed because peak result is lower than the average limit.

This report shall not be reproduced except in full, without the written approval of KES Co., Ltd.
The test results in the report only apply to the tested sample.

**Horizontal // Peak for 1 ㎓ to 6 ㎓**

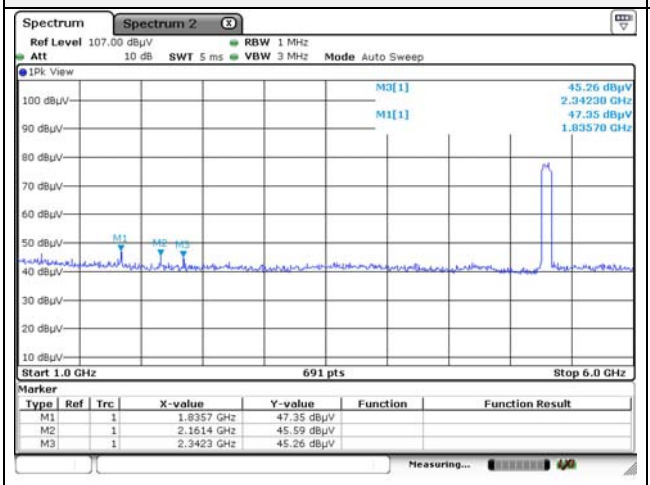


**Vertical // Peak for 1 ㎓ to 6 ㎓**

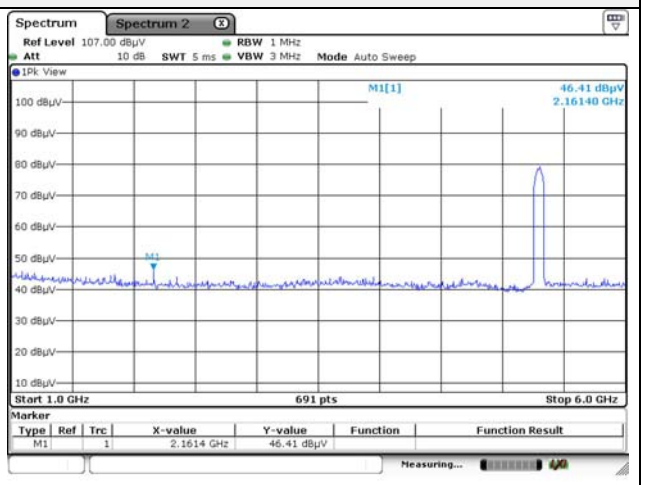


**Horizontal // Peak for 6 ㎓ to 18 ㎓**

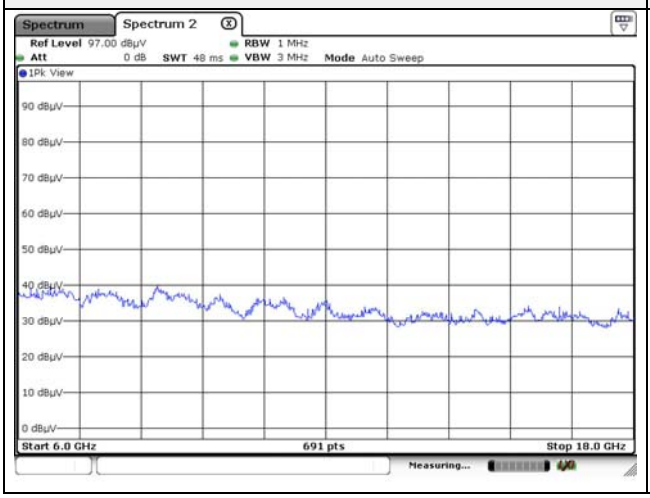


**Vertical // Peak for 6 ㎓ to 18 ㎓**

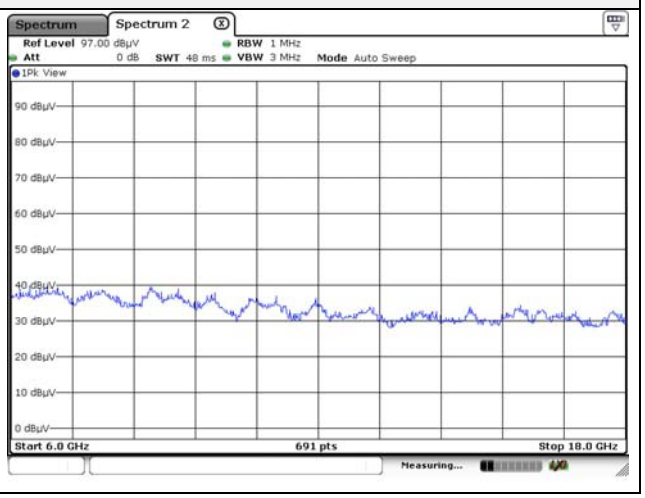


Note.
1. No spurious emission were detected above 6 ㎓.

This report shall not be reproduced except in full, without the written approval of KES Co., Ltd.
The test results in the report only apply to the tested sample.

Mode: UNII-2C(VHT80)

Distance of measurement: 3 meter

Channel: 106

- **Spurious**

| Frequency (MHz) | Level (dBμV) | Detect mode | Ant. Pol. (H/V) | CF (dB) | DCF (dB) | Field strength (dBμV/m) | Limit (dBμV/m) | Margin (dB) |
|---|---|---|---|---|---|---|---|---|
| 1843.00 | 46.39 | Peak | H | -5.45 | - | 40.94 | 74.00 | 33.06 |
| 2161.40 | 44.87 | Peak | H | -3.43 | - | 41.44 | 74.00 | 32.56 |
| 1814.00 | 45.17 | Peak | V | -5.68 | - | 39.49 | 74.00 | 34.51 |
| 2161.40 | 46.73 | Peak | V | -3.43 | - | 43.30 | 74.00 | 30.70 |

- **Band edge**

| Frequency (MHz) | Level (dBμV) | Detect mode | Ant. Pol. (H/V) | CF (dB) | DCF (dB) | Field strength (dBμV/m) | Limit (dBμV/m) | Margin (dB) |
|---|---|---|---|---|---|---|---|---|
| 5430.77 | 40.73 | Peak | H | 3.35 | - | 44.08 | 74.00 | 29.92 |
| 5458.90 | 41.75 | Peak | V | 3.23 | - | 44.98 | 74.00 | 29.02 |

This report shall not be reproduced except in full, without the written approval of KES Co., Ltd.
The test results in the report only apply to the tested sample.

| Restricted band // Horizontal // Peak | Restricted band // Vertical // Peak |
|---|---|
| 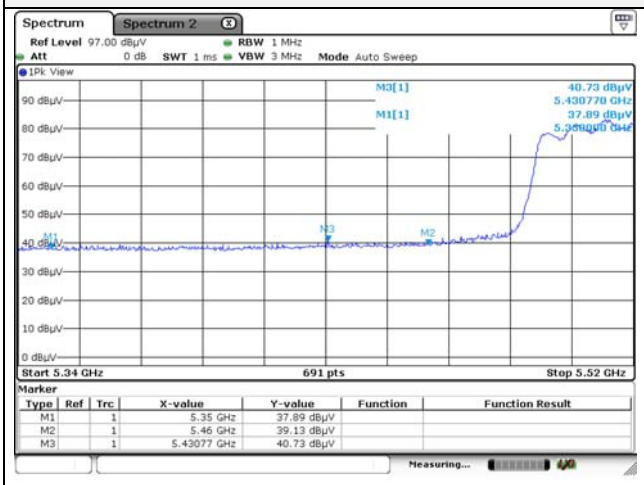 | 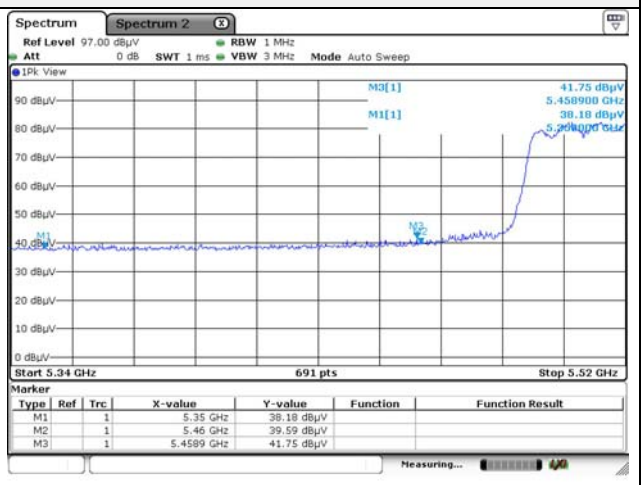 |
| **Restricted band // Horizontal // Average** | **Restricted band // Vertical // Average** |
| N/A | N/A |





Note.
1. Average test was not performed because peak result is lower than the average limit.

This report shall not be reproduced except in full, without the written approval of KES Co., Ltd.
The test results in the report only apply to the tested sample.

**Horizontal // Peak for 1 ㎓ to 6 ㎓**

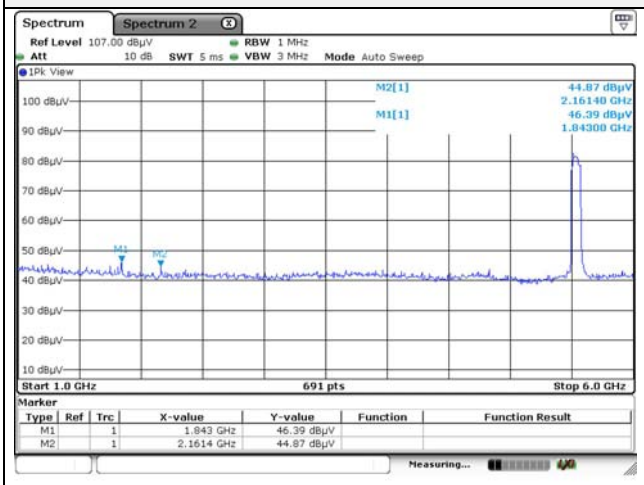


**Vertical // Peak for 1 ㎓ to 6 ㎓**

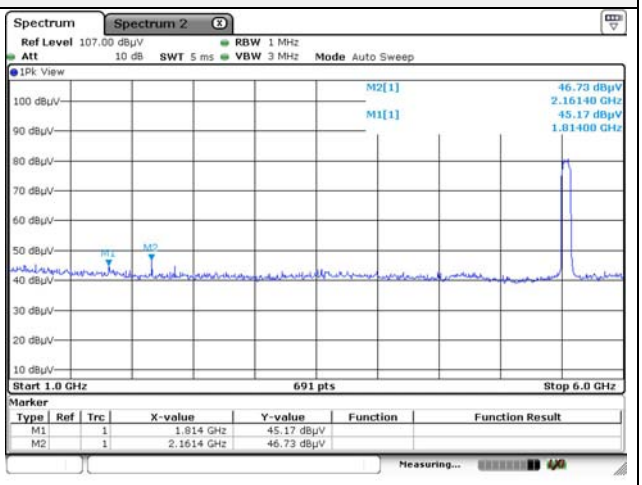


**Horizontal // Peak for 6 ㎓ to 18 ㎓**

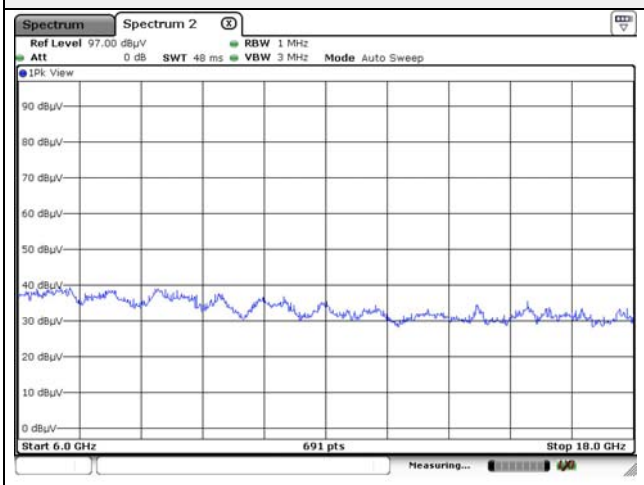


**Vertical // Peak for 6 ㎓ to 18 ㎓**

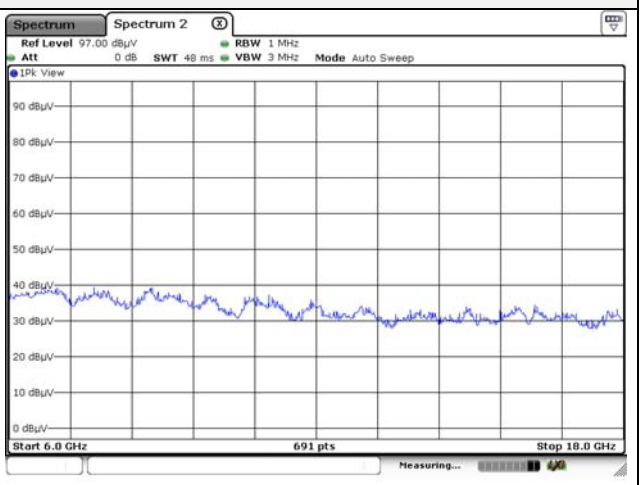


Note.

1. No spurious emission were detected above 6 ㎓.

This report shall not be reproduced except in full, without the written approval of KES Co., Ltd.
The test results in the report only apply to the tested sample.

Mode: UNII-2C(VHT80)

Distance of measurement: 3 meter

Channel: 122

- **Spurious**

| Frequency (㎒) | Level (dBμV) | Detect mode | Ant. Pol. (H/V) | CF (dB) | DCF (dB) | Field strength (dBμV/m) | Limit (dBμV/m) | Margin (dB) |
|---|---|---|---|---|---|---|---|---|
| 1814.00 | 46.76 | Peak | H | -5.68 | - | 41.08 | 74.00 | 32.92 |
| 2161.40 | 46.72 | Peak | H | -3.43 | - | 43.29 | 74.00 | 30.71 |
| 1843.00 | 45.85 | Peak | V | -5.45 | - | 40.40 | 74.00 | 33.60 |
| 2161.40 | 45.98 | Peak | V | -3.43 | - | 42.55 | 74.00 | 31.45 |

**Horizontal // Peak for 1 ㎓ to 6 ㎓**

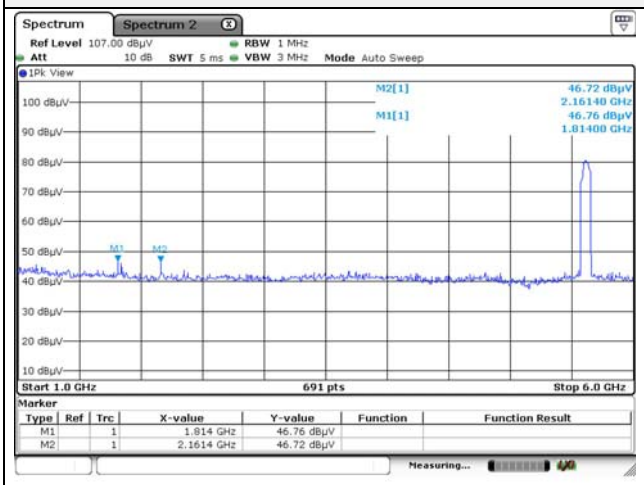


**Vertical // Peak for 1 ㎓ to 6 ㎓**

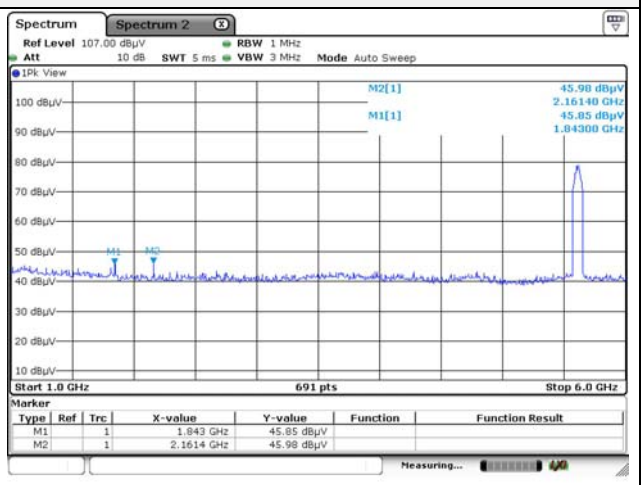


**Horizontal // Peak for 6 ㎓ to 18 ㎓**

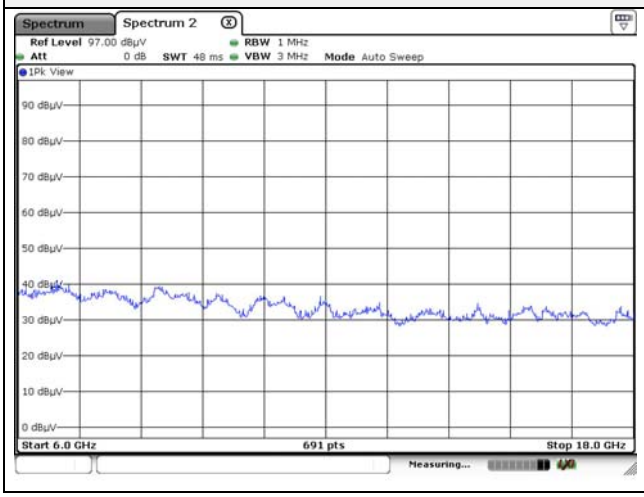


**Vertical // Peak for 6 ㎓ to 18 ㎓**

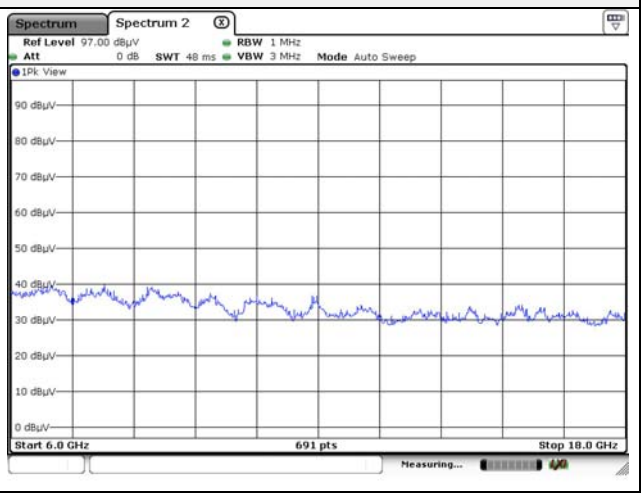


Note.
1. No spurious emission were detected above 6 ㎓.

This report shall not be reproduced except in full, without the written approval of KES Co., Ltd.
The test results in the report only apply to the tested sample.

Mode: UNII-2C(VHT80)

Distance of measurement: 3 meter

Channel: 138

- **Spurious**

| Frequency (㎒) | Level (dBμV) | Detect mode | Ant. Pol. (H/V) | CF (dB) | DCF (dB) | Field strength (dBμV/m) | Limit (dBμV/m) | Margin (dB) |
|---|---|---|---|---|---|---|---|---|
| 1814.00 | 45.30 | Peak | H | -5.68 | - | 39.62 | 74.00 | 34.38 |
| 2161.40 | 46.85 | Peak | H | -3.43 | - | 43.42 | 74.00 | 30.58 |
| 1821.30 | 46.54 | Peak | V | -5.62 | - | 40.92 | 74.00 | 33.08 |
| 2161.40 | 47.78 | Peak | V | -3.43 | - | 44.35 | 74.00 | 29.65 |

**Horizontal // Peak for 1 ㎓ to 6 ㎓**

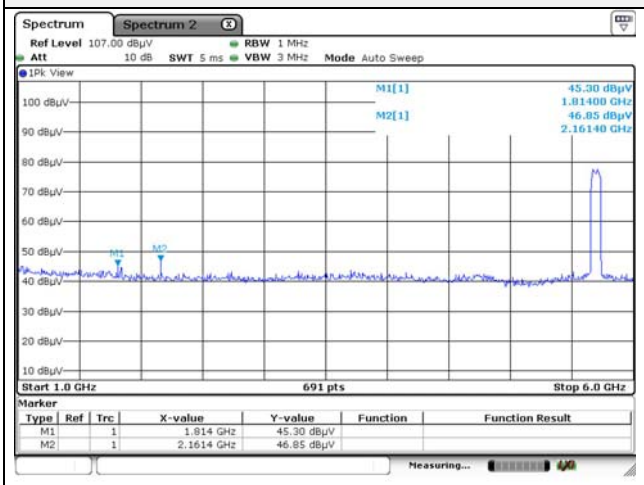


**Vertical // Peak for 1 ㎓ to 6 ㎓**

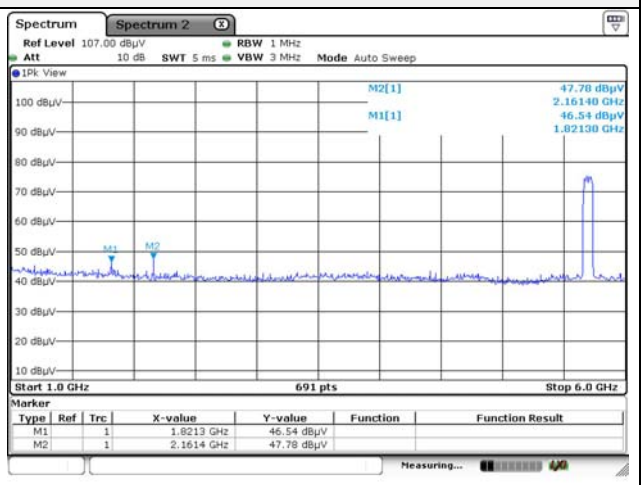


**Horizontal // Peak for 6 ㎓ to 18 ㎓**

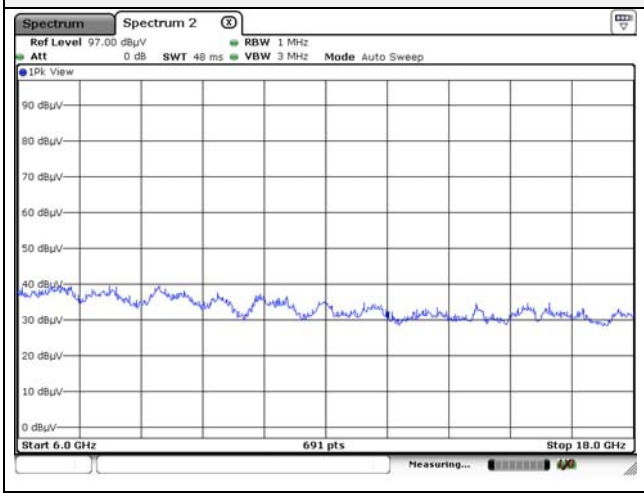


**Vertical // Peak for 6 ㎓ to 18 ㎓**

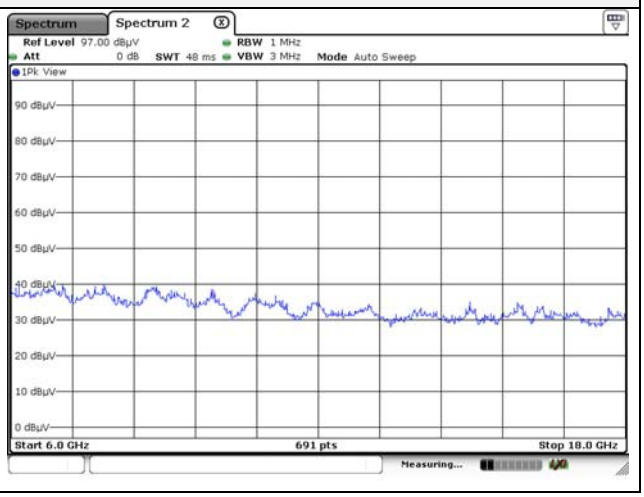


Note.
1. No spurious emission were detected above 6 ㎓.

This report shall not be reproduced except in full, without the written approval of KES Co., Ltd.
The test results in the report only apply to the tested sample.

Mode: UNII-3(VHT80)

Distance of measurement: 3 meter

Channel: 155

- **Spurious**

| Frequency (MHz) | Level (dBμV) | Detect mode | Ant. Pol. (H/V) | CF (dB) | DCF (dB) | Field strength (dBμV/m) | Limit (dBμV/m) | Margin (dB) |
|---|---|---|---|---|---|---|---|---|
| 1835.70 | 47.00 | Peak | H | -5.51 | - | 41.49 | 74.00 | 32.51 |
| 2161.40 | 46.44 | Peak | H | -3.43 | - | 43.01 | 74.00 | 30.99 |
| 1850.20 | 46.34 | Peak | V | -5.40 | - | 40.94 | 74.00 | 33.06 |
| 2349.50 | 47.59 | Peak | V | -2.47 | - | 45.12 | 74.00 | 28.88 |

- **Band edge // Below 5725 MHz**

| Frequency (MHz) | Level (dBμV) | Detect mode | Ant. Pol. (H/V) | CF (dB) | DCF (dB) | Field strength (dBμV/m) | Limit (dBμV/m) | Margin (dB) |
|---|---|---|---|---|---|---|---|---|
| 5725.00 | 40.47 | Peak | H | 2.14 | - | 42.61 | 122.20 | 79.59 |
| 5570.36 | 42.03 | Peak | H | 2.87 | - | 44.90 | 68.20 | 23.30 |
| 5725.00 | 40.35 | Peak | V | 2.14 | - | 42.49 | 122.20 | 79.71 |
| 5628.85 | 41.67 | Peak | V | 2.64 | - | 44.31 | 68.20 | 23.89 |

- **Band edge // Above 5850 MHz**

| Frequency (MHz) | Level (dBμV) | Detect mode | Ant. Pol. (H/V) | CF (dB) | DCF (dB) | Field strength (dBμV/m) | Limit (dBμV/m) | Margin (dB) |
|---|---|---|---|---|---|---|---|---|
| 5850.00 | 39.46 | Peak | H | 1.70 | - | 41.17 | 122.20 | 81.04 |
| 5879.98 | 41.00 | Peak | H | 1.68 | - | 42.68 | 101.11 | 58.43 |
| 5850.00 | 38.78 | Peak | V | 1.70 | - | 40.49 | 122.20 | 81.72 |
| 5934.97 | 41.31 | Peak | V | 1.63 | - | 42.94 | 68.20 | 25.26 |

This report shall not be reproduced except in full, without the written approval of KES Co., Ltd.
The test results in the report only apply to the tested sample.

**Restricted band // Horizontal // Peak // Below 5725 ㎒**

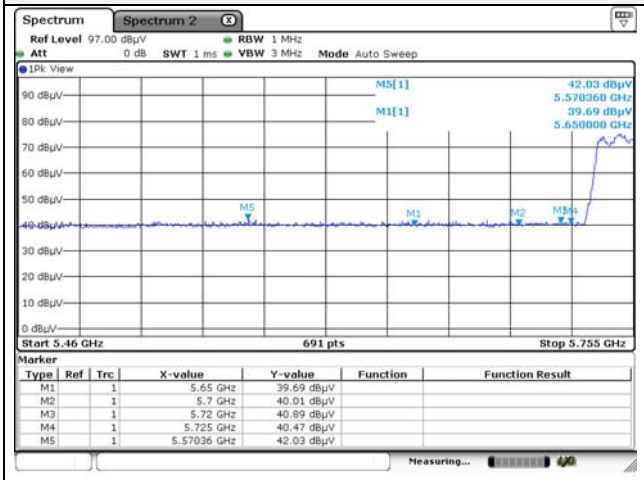


**Restricted band // Vertical // Peak // Below 5725 ㎒**

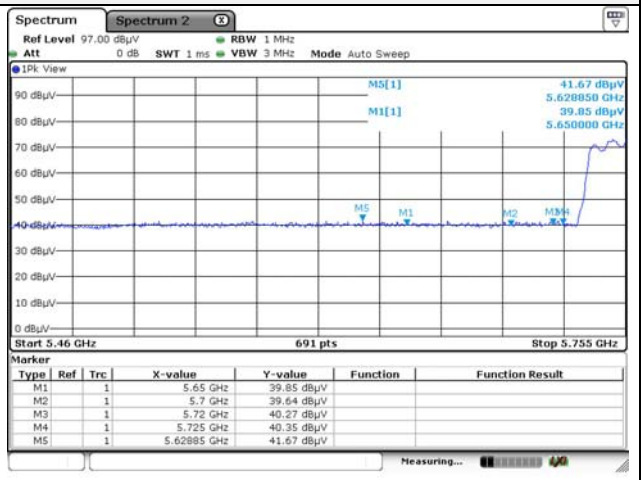


**Restricted band // Horizontal // Peak // Above 5850 ㎒**

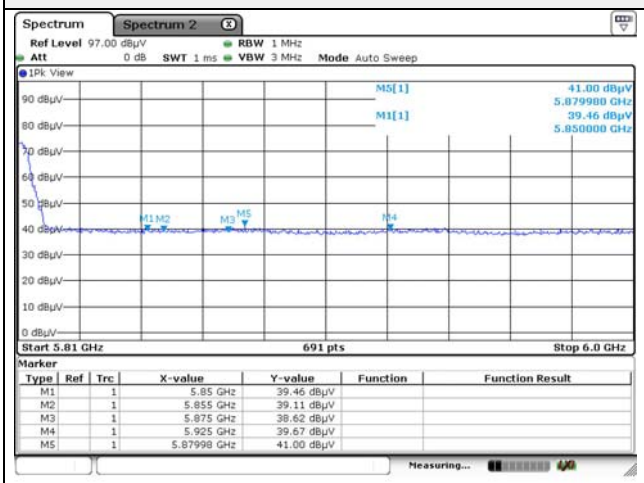


**Restricted band // Vertical // Average // Above 5850 ㎒**

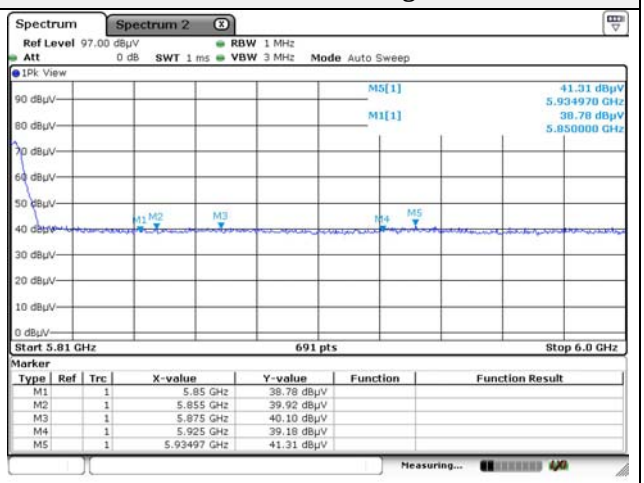


Note.
1. Average test was not performed because peak result is lower than the average limit.

This report shall not be reproduced except in full, without the written approval of KES Co., Ltd.
The test results in the report only apply to the tested sample.

**Horizontal // Peak for 1 ㎓ to 6 ㎓**

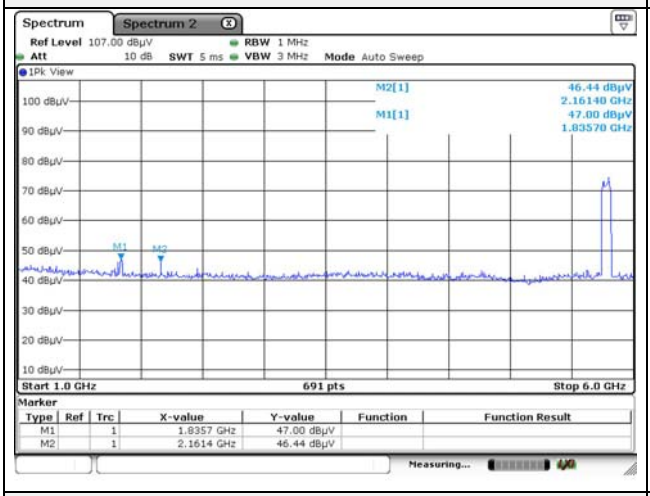


**Vertical // Peak for 1 ㎓ to 6 ㎓**

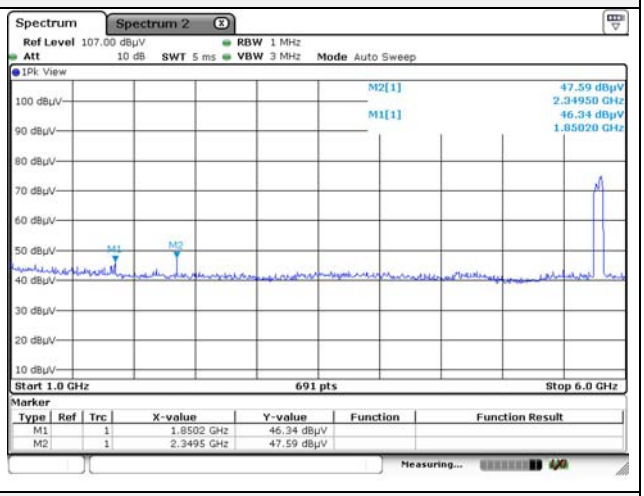


**Horizontal // Peak for 6 ㎓ to 18 ㎓**

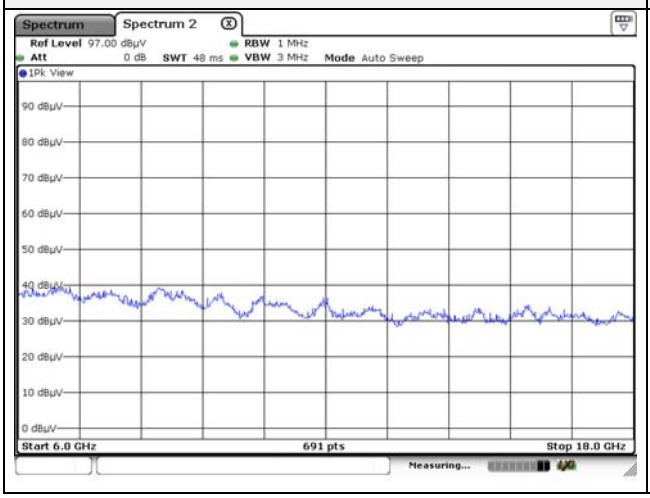


**Vertical // Peak for 6 ㎓ to 18 ㎓**

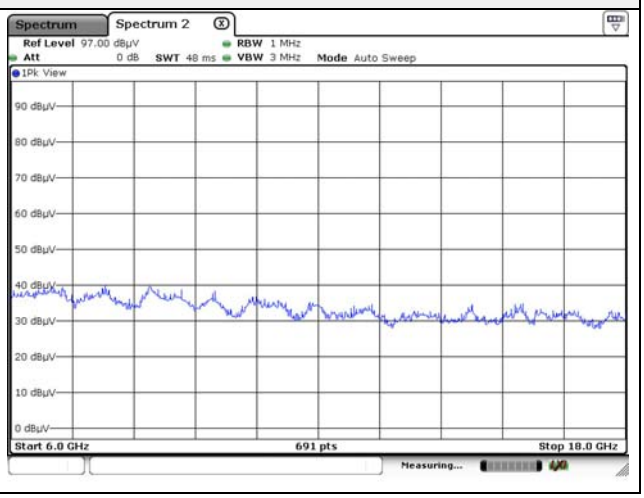


Note.

1. No spurious emission were detected above 6 ㎓.

This report shall not be reproduced except in full, without the written approval of KES Co., Ltd.
The test results in the report only apply to the tested sample.

**Test results - Simultaneous Tx Radiated Spurious Emissions Measurements(Worst case)**

Mode: 802.11b(Single band module), UNII-2C(Dual band module)

Distance of measurement: 3 meter

Channel: 1, 116

- **Spurious**

| Frequency (MHz) | Level (dBμV) | Detect mode | Ant. Pol. (H/V) | CF (dB) | DCF (dB) | Field strength (dBμV/m) | Limit (dBμV/m) | Margin (dB) |
|---|---|---|---|---|---|---|---|---|
| 1191.80 | 48.17 | Peak | H | -8.90 | - | 39.27 | 74.00 | 34.73 |
| 1835.70 | 47.52 | Peak | H | -5.51 | - | 42.01 | 74.00 | 31.99 |
| 2161.40 | 48.54 | Peak | H | -3.43 | - | 45.11 | 74.00 | 28.89 |
| 4824.20 | 50.37 | Peak | H | 3.15 | - | 53.52 | 74.00 | 20.48 |
| 6842.00 | 40.83 | Peak | H | 7.38 | - | 48.21 | 74.00 | 25.79 |
| 2161.40 | 49.80 | Peak | V | -3.43 | - | 46.37 | 74.00 | 27.63 |
| 2689.60 | 46.39 | Peak | V | -1.07 | - | 45.32 | 74.00 | 28.68 |
| 4824.20 | 47.45 | Peak | V | 3.15 | - | 50.60 | 74.00 | 23.40 |
| 6304.00 | 41.05 | Peak | V | 5.06 | - | 46.11 | 74.00 | 27.89 |

This report shall not be reproduced except in full, without the written approval of KES Co., Ltd.
The test results in the report only apply to the tested sample.

**Horizontal // Peak for 1 ㎓ to 6 ㎓**

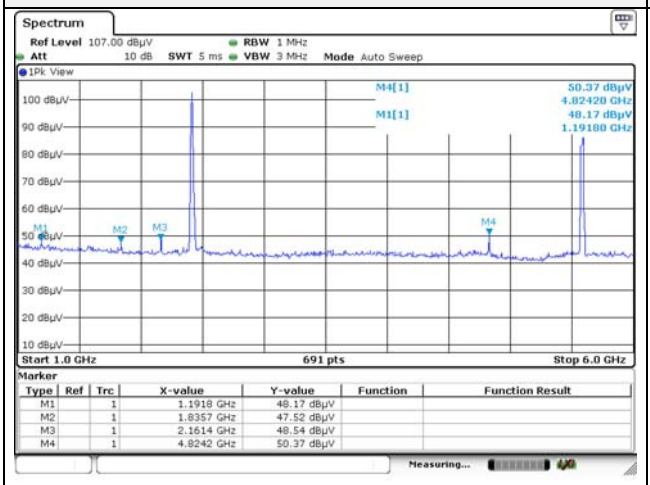


**Vertical // Peak for 1 ㎓ to 6 ㎓**

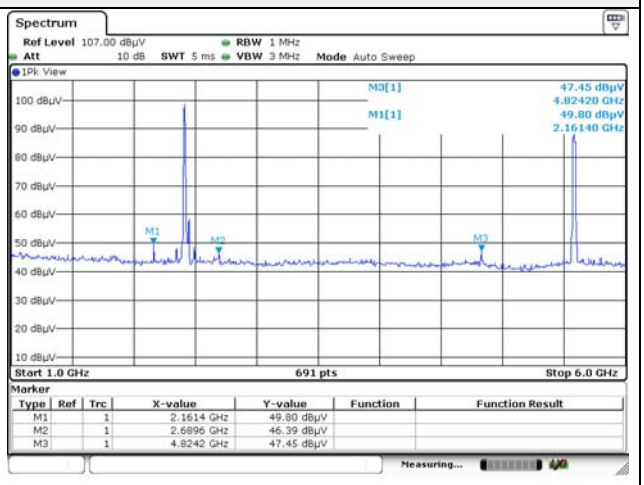


**Horizontal // Peak for 6 ㎓ to 18 ㎓**

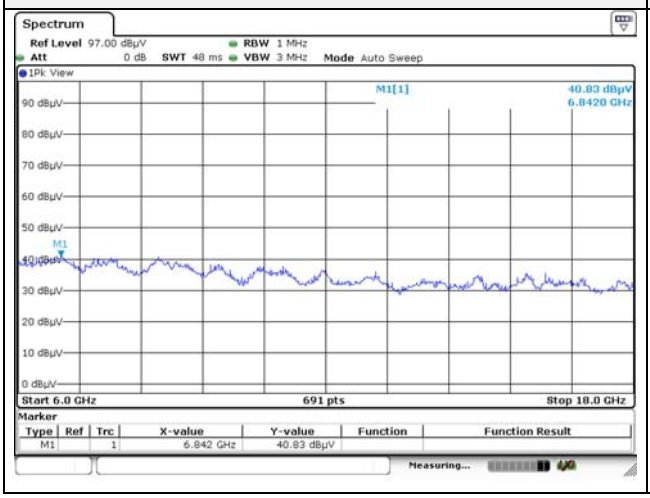


**Vertical // Peak for 6 ㎓ to 18 ㎓**

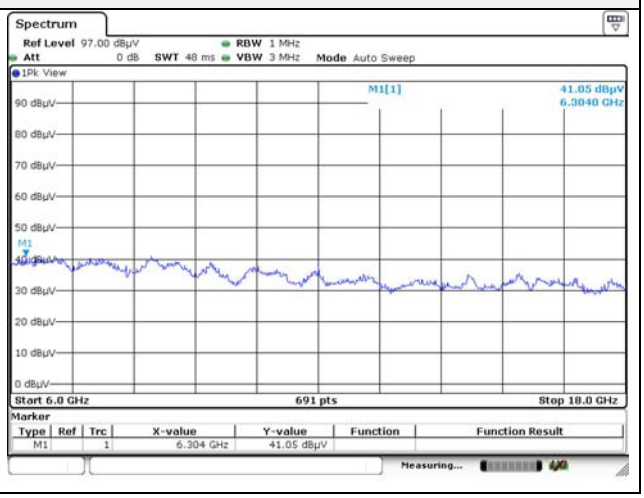


Note.

1. No spurious emission were detected above 6 ㎓.

This report shall not be reproduced except in full, without the written approval of KES Co., Ltd.
The test results in the report only apply to the tested sample.

**Test results (18 ㎓ to 40 ㎓) – Worst case**

| | |
|---|---|
| Mode: | UNII-2C |
| Distance of measurement: | 3 meter |
| Channel: | 116 |

| Horizontal | Vertical |
|---|---|
| 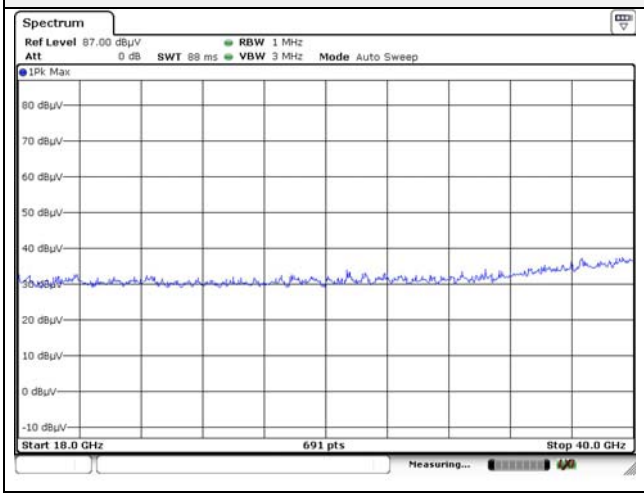 | 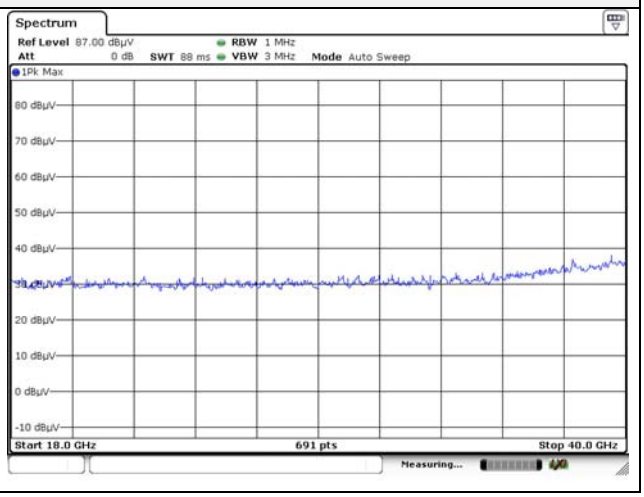 |



Note.
1. No spurious emission were detected above 18 ㎓.

## 3.7. AC conducted emissions

**Limit**

According to 15.207(a), for an intentional radiator that is designed to be connected to the public utility (AC) power line, the radio frequency voltage that is conducted back onto the AC power line on any frequency or frequencies, within the band 150 ㎑ to 30 ㎒, shall not exceed the limits in the following table, as measured using a 50uH/50 ohm line impedance stabilization network (LISN). Compliance with the provision of this paragraph shall on the measurement of the radio frequency voltage between each power line and ground at the power terminal. The lower applies at the boundary between the frequencies ranges.

| Frequency of Emission (㎒) | Conducted limit (dBμV/m) | |
|---|---|---|
| | Quasi-peak | Average |
| 0.15 – 0.50 | 66 - 56* | 56 - 46* |
| 0.50 – 5.00 | 56 | 46 |
| 5.00 – 30.0 | 60 | 50 |

**Note:**

1. All AC line conducted spurious emission are measured with a receiver connected to a grounded LISN while the EUT is operating at its maximum duty cycle, at maximum power, and the appropriate frequencies. All data rates and modes were investigated for conducted spurious emission. Only the conducted emissions of the configuration that produced the worst case emissions are reported in this section.
3. Both Cable loss and LISN factor are included in measurement level(QP Level or AV Level).

This report shall not be reproduced except in full, without the written approval of KES Co., Ltd.
The test results in the report only apply to the tested sample.

## Test results

### Hot Line

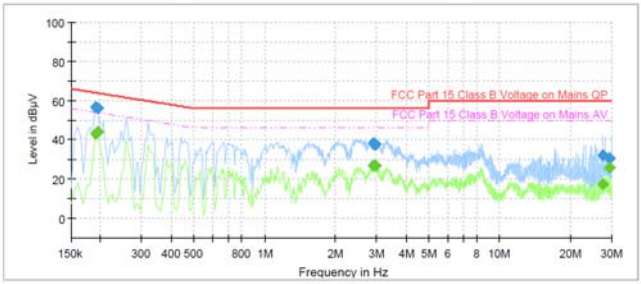


**Final_Result**

| Frequency (MHz) | QuasiPeak (dBµV) | CAverage (dBµV) | Limit (dBµV) | Margin (dB) | Meas. Time (ms) | Bandwidth (kHz) | Line | Corr. (dB) |
|---|---|---|---|---|---|---|---|---|
| 0.190000 | 56.61 | --- | 64.04 | 7.43 | 1000.0 | 9.000 | L1 | 20.9 |
| 0.190000 | --- | 43.14 | 54.04 | 10.90 | 1000.0 | 9.000 | L1 | 20.9 |
| 0.195000 | 56.17 | --- | 63.82 | 7.65 | 1000.0 | 9.000 | L1 | 20.9 |
| 0.195000 | --- | 43.87 | 53.82 | 9.95 | 1000.0 | 9.000 | L1 | 20.9 |
| 2.890000 | 38.37 | --- | 56.00 | 17.63 | 1000.0 | 9.000 | L1 | 19.8 |
| 2.890000 | --- | 27.09 | 46.00 | 18.91 | 1000.0 | 9.000 | L1 | 19.8 |
| 2.945000 | --- | 26.80 | 46.00 | 19.20 | 1000.0 | 9.000 | L1 | 19.7 |
| 2.945000 | 37.68 | --- | 56.00 | 18.32 | 1000.0 | 9.000 | L1 | 19.7 |
| 27.355000 | --- | 17.54 | 50.00 | 32.46 | 1000.0 | 9.000 | L1 | 20.3 |
| 27.355000 | 32.48 | --- | 60.00 | 27.52 | 1000.0 | 9.000 | L1 | 20.3 |
| 29.485000 | --- | 25.94 | 50.00 | 24.06 | 1000.0 | 9.000 | L1 | 20.3 |
| 29.485000 | 30.67 | --- | 60.00 | 29.33 | 1000.0 | 9.000 | L1 | 20.3 |

### Neutral Line

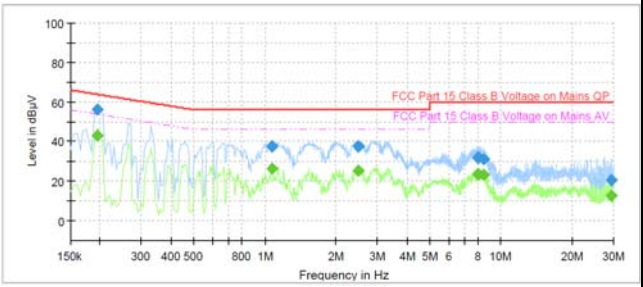


**Final_Result**

| Frequency (MHz) | QuasiPeak (dBµV) | CAverage (dBµV) | Limit (dBµV) | Margin (dB) | Meas. Time (ms) | Bandwidth (kHz) | Line | Corr. (dB) |
|---|---|---|---|---|---|---|---|---|
| 0.195000 | 55.94 | --- | 63.82 | 7.88 | 1000.0 | 9.000 | N | 20.8 |
| 0.195000 | --- | 43.05 | 53.82 | 10.77 | 1000.0 | 9.000 | N | 20.8 |
| 1.070000 | 37.58 | --- | 56.00 | 18.42 | 1000.0 | 9.000 | N | 20.1 |
| 1.070000 | --- | 26.26 | 46.00 | 19.74 | 1000.0 | 9.000 | N | 20.1 |
| 2.490000 | 37.78 | --- | 56.00 | 18.22 | 1000.0 | 9.000 | N | 19.8 |
| 2.490000 | --- | 25.52 | 46.00 | 20.48 | 1000.0 | 9.000 | N | 19.8 |
| 7.975000 | 32.06 | --- | 60.00 | 27.94 | 1000.0 | 9.000 | N | 19.8 |
| 7.975000 | --- | 23.55 | 50.00 | 26.45 | 1000.0 | 9.000 | N | 19.8 |
| 7.990000 | 31.97 | --- | 60.00 | 28.03 | 1000.0 | 9.000 | N | 19.8 |
| 7.990000 | --- | 23.88 | 50.00 | 26.12 | 1000.0 | 9.000 | N | 19.8 |
| 8.460000 | --- | 23.44 | 50.00 | 26.56 | 1000.0 | 9.000 | N | 19.8 |
| 8.460000 | 31.40 | --- | 60.00 | 28.60 | 1000.0 | 9.000 | N | 19.8 |
| 29.435000 | --- | 12.98 | 50.00 | 37.02 | 1000.0 | 9.000 | N | 20.3 |
| 29.435000 | 20.61 | --- | 60.00 | 39.39 | 1000.0 | 9.000 | N | 20.3 |

This report shall not be reproduced except in full, without the written approval of KES Co., Ltd.
The test results in the report only apply to the tested sample.

## Appendix A. Measurement equipment

| Equipment | Manufacturer | Model | Serial No. | Calibration interval | Calibration due. |
|---|---|---|---|---|---|
| Spectrum Analyzer | R&S | FSV40 | 101002 | 1 year | 2017.07.06 |
| Spectrum Analyzer | R&S | FSV40 | 101002 | 1 year | 2017.07.06 |
| 8360B Series Swept Signal Generator | HP | 83630B | 3844A00786 | 1 year | 2018.01.23 |
| PSG Analog Signal Generator | AGILENT | E8257C | US42340237 | 1 year | 2017.07.05 |
| Power Meter | Anritsu | ML2495A | 1438001 | 1 year | 2018.01.23 |
| Pluse Power Sensor | Anritsu | MA2411B | 1339205 | 1 year | 2018.01.23 |
| Loop antenna | R&S | HFH2-Z2.335.4711.52 | 826532 | 2 years | 2017.03.03 |
| Trilog-broadband antenna | SCHWARZBECK | VULB 9163 | 9168-713 | 2 years | 2017.05.15 |
| Preamplifier | HP | 8449B | 3008A00538 | 1 year | 2017.07.05 |
| Horn Antenna | SCHWARZBECK | BBHA9170 | BBHA9170550 | 2 years | 2017.04.30 |
| Preamplifier | SCHWARZBECK | BBV-9718 | 9718-246 | 1 year | 2017.10.14 |
| Broadband Amplifier | SCHWARZBECK | BBV-9721 | PS9721-003 | 1 year | 2018.01.23 |
| Low Pass Filter | Wainwright Instrument | WHNK6.0/26.5G-6SS | 1 | 1 year | 2017.07.05 |
| High Pass Filter | WAINWRIGHT INSTRUMENT | WHJS3000-10TT | 1 | 1 year | 2017.07.04 |
| Attenuator | Keysight | 8493C | 82506 | 1 year | 2018.01.23 |
| EMI Test Receiver | R&S | ESR3 | 101781 | 1 year | 2017.05.03 |
| EMI Test Receiver | R&S | ESU26 | 100552 | 1 year | 2017.04.24 |
| EMI Test Receiver | R&S | ESR3 | 101783 | 1 year | 2017.05.03 |
| DC Power supply | Aglient | 6674A | US36370369 | 1 year | 2017.07.04 |
| Temperature & Humidity Chamber | Daehan Engineering | DH-1000 | DH1000060628 | 1 year | 2018.01.20 |
| LISN | R&S | ENV216 | 101137 | 1 year | 2018.02.03 |

### Peripheral devices

| Device | Manufacturer | Model No. | Serial No. |
|---|---|---|---|
| Notebook Computer | Samsung Electronics Co., Ltd. | NP-QX411L | HJV993BB905283V |

This report shall not be reproduced except in full, without the written approval of KES Co., Ltd.
The test results in the report only apply to the tested sample.

## Appendix B. Test setup photos

| Radiated | |
|---|---|
| | |
|  | N/A |
| **AC conducted** | |
| |  |

This report shall not be reproduced except in full, without the written approval of KES Co., Ltd.
The test results in the report only apply to the tested sample.