LTE Band 71 / 10MHz

Middle Channel / QPSK

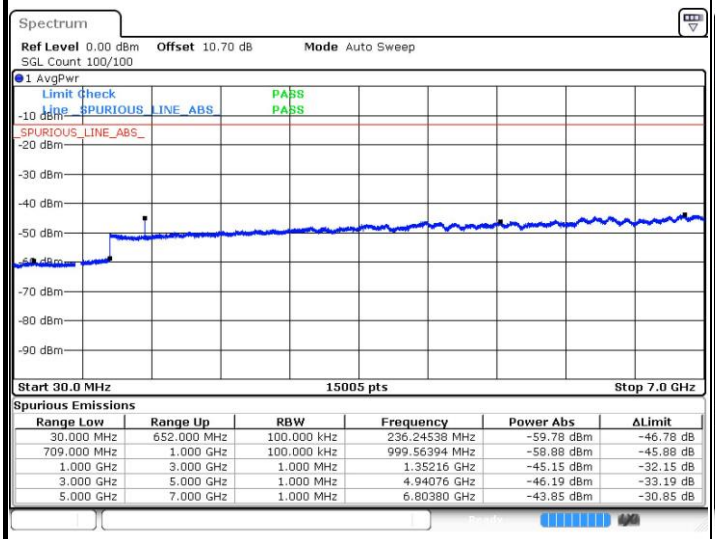

Spurious Emissions

Range Low	Range Up	RBW	Frequency	Power Abs	ΔLimit
30.000 MHz	652.000 MHz	100.000 kHz	236.24538 MHz	-59.78 dBm	-46.78 dB
709.000 MHz	1.000 GHz	100.000 kHz	999.56394 MHz	-58.88 dBm	-45.88 dB
1.000 GHz	3.000 GHz	1.000 MHz	1.35216 GHz	-45.15 dBm	-32.15 dB
3.000 GHz	5.000 GHz	1.000 MHz	4.94076 GHz	-46.19 dBm	-33.19 dB
5.000 GHz	7.000 GHz	1.000 MHz	6.80380 GHz	-43.85 dBm	-30.85 dB

Date: 8.JAN.2019 15:48:52

Middle Channel / 16QAM

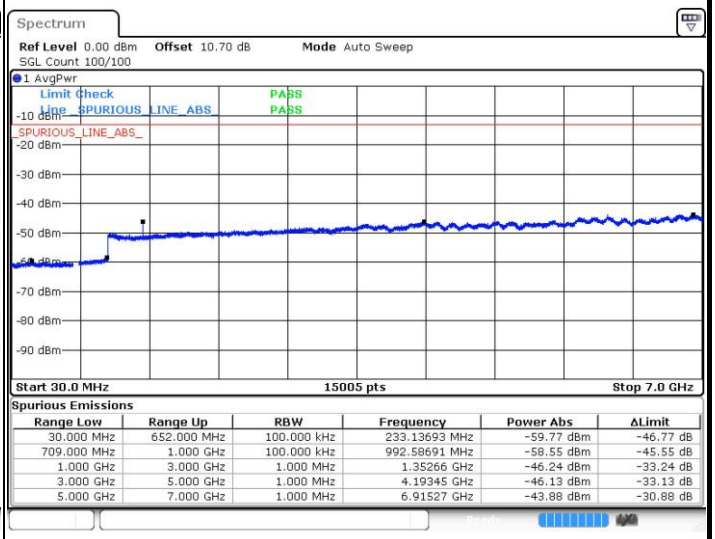

Spurious Emissions

Range Low	Range Up	RBW	Frequency	Power Abs	ΔLimit
30.000 MHz	652.000 MHz	100.000 kHz	233.13693 MHz	-59.77 dBm	-46.77 dB
709.000 MHz	1.000 GHz	100.000 kHz	992.58691 MHz	-58.55 dBm	-45.55 dB
1.000 GHz	3.000 GHz	1.000 MHz	1.35266 GHz	-46.24 dBm	-33.24 dB
3.000 GHz	5.000 GHz	1.000 MHz	4.19345 GHz	-46.13 dBm	-33.13 dB
5.000 GHz	7.000 GHz	1.000 MHz	6.91527 GHz	-43.88 dBm	-30.88 dB

Date: 8.JAN.2019 15:49:52

Highest Channel / QPSK

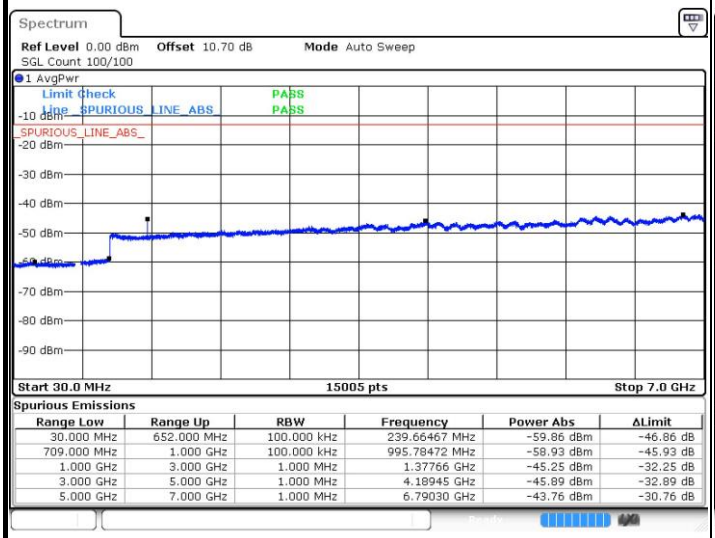

Spurious Emissions

Range Low	Range Up	RBW	Frequency	Power Abs	ΔLimit
30.000 MHz	652.000 MHz	100.000 kHz	239.66467 MHz	-59.86 dBm	-46.86 dB
709.000 MHz	1.000 GHz	100.000 kHz	995.78472 MHz	-58.93 dBm	-45.93 dB
1.000 GHz	3.000 GHz	1.000 MHz	1.37766 GHz	-45.25 dBm	-32.25 dB
3.000 GHz	5.000 GHz	1.000 MHz	4.18945 GHz	-45.89 dBm	-32.89 dB
5.000 GHz	7.000 GHz	1.000 MHz	6.79030 GHz	-43.76 dBm	-30.76 dB

Date: 8.JAN.2019 15:54:25

Highest Channel / 16QAM

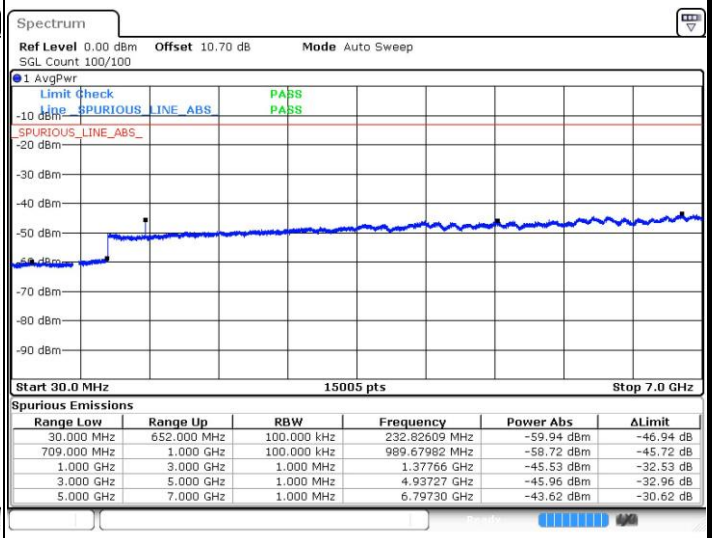

Spurious Emissions

Range Low	Range Up	RBW	Frequency	Power Abs	ΔLimit
30.000 MHz	652.000 MHz	100.000 kHz	232.82609 MHz	-59.94 dBm	-46.94 dB
709.000 MHz	1.000 GHz	100.000 kHz	989.67982 MHz	-58.72 dBm	-45.72 dB
1.000 GHz	3.000 GHz	1.000 MHz	1.37766 GHz	-45.53 dBm	-32.53 dB
3.000 GHz	5.000 GHz	1.000 MHz	4.93727 GHz	-45.96 dBm	-32.96 dB
5.000 GHz	7.000 GHz	1.000 MHz	6.79730 GHz	-43.62 dBm	-30.62 dB

Date: 8.JAN.2019 15:55:25

LTE Band 71 / 15MHz

Lowest Channel / QPSK

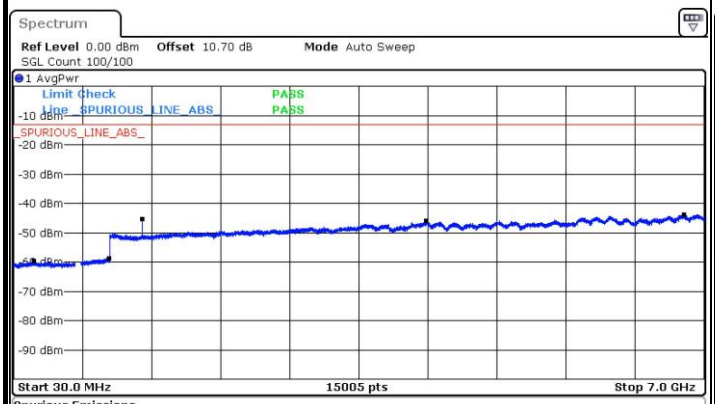

Spurious Emissions

Range Low	Range Up	RBW	Frequency	Power Abs	ΔLimit
30.000 MHz	652.000 MHz	100.000 kHz	235.93453 MHz	-59.81 dBm	-46.81 dB
709.000 MHz	1.000 GHz	100.000 kHz	992.00549 MHz	-58.70 dBm	-45.70 dB
1.000 GHz	3.000 GHz	1.000 MHz	1.32817 GHz	-45.48 dBm	-32.48 dB
3.000 GHz	5.000 GHz	1.000 MHz	4.19095 GHz	-46.05 dBm	-33.05 dB
5.000 GHz	7.000 GHz	1.000 MHz	6.79780 GHz	-43.99 dBm	-30.99 dB

Date: 8.JAN.2019 16:06:54

Lowest Channel / 16QAM

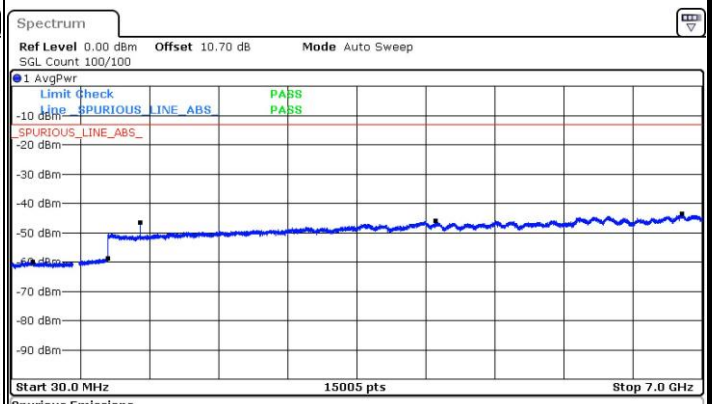

Spurious Emissions

Range Low	Range Up	RBW	Frequency	Power Abs	ΔLimit
30.000 MHz	652.000 MHz	100.000 kHz	238.11044 MHz	-59.88 dBm	-46.88 dB
709.000 MHz	1.000 GHz	100.000 kHz	998.11039 MHz	-58.84 dBm	-45.84 dB
1.000 GHz	3.000 GHz	1.000 MHz	1.32817 GHz	-46.70 dBm	-33.70 dB
3.000 GHz	5.000 GHz	1.000 MHz	4.30992 GHz	-46.04 dBm	-33.04 dB
5.000 GHz	7.000 GHz	1.000 MHz	6.80030 GHz	-43.49 dBm	-30.49 dB

Date: 8.JAN.2019 16:07:54

Middle Channel / QPSK

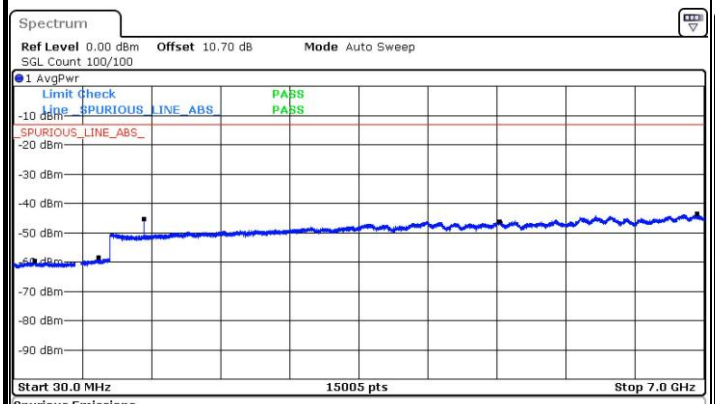

Spurious Emissions

Range Low	Range Up	RBW	Frequency	Power Abs	ΔLimit
30.000 MHz	652.000 MHz	100.000 kHz	244.63818 MHz	-59.71 dBm	-46.71 dB
709.000 MHz	1.000 GHz	100.000 kHz	887.05944 MHz	-58.65 dBm	-45.65 dB
1.000 GHz	3.000 GHz	1.000 MHz	1.34816 GHz	-45.25 dBm	-32.25 dB
3.000 GHz	5.000 GHz	1.000 MHz	4.93277 GHz	-46.21 dBm	-33.21 dB
5.000 GHz	7.000 GHz	1.000 MHz	6.93227 GHz	-43.68 dBm	-30.68 dB

Date: 8.JAN.2019 16:09:41

Middle Channel / 16QAM

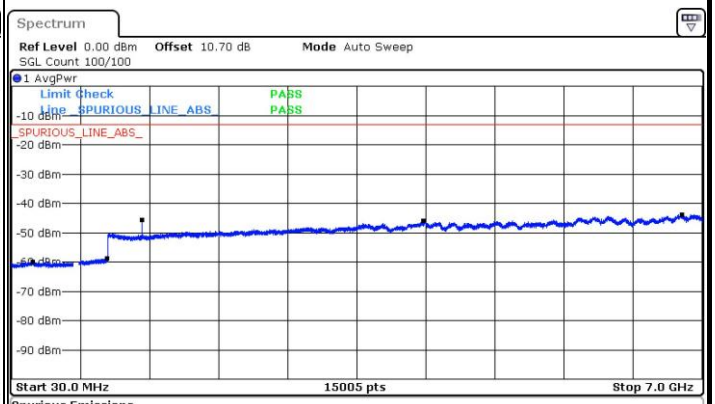

Spurious Emissions

Range Low	Range Up	RBW	Frequency	Power Abs	ΔLimit
30.000 MHz	652.000 MHz	100.000 kHz	237.79960 MHz	-59.86 dBm	-46.86 dB
709.000 MHz	1.000 GHz	100.000 kHz	994.33117 MHz	-58.70 dBm	-45.70 dB
1.000 GHz	3.000 GHz	1.000 MHz	1.34816 GHz	-45.78 dBm	-32.78 dB
3.000 GHz	5.000 GHz	1.000 MHz	4.18495 GHz	-46.08 dBm	-33.08 dB
5.000 GHz	7.000 GHz	1.000 MHz	6.79930 GHz	-43.78 dBm	-30.78 dB

Date: 8.JAN.2019 16:10:41

LTE Band71 / 15MHz

Highest Channel / QPSK

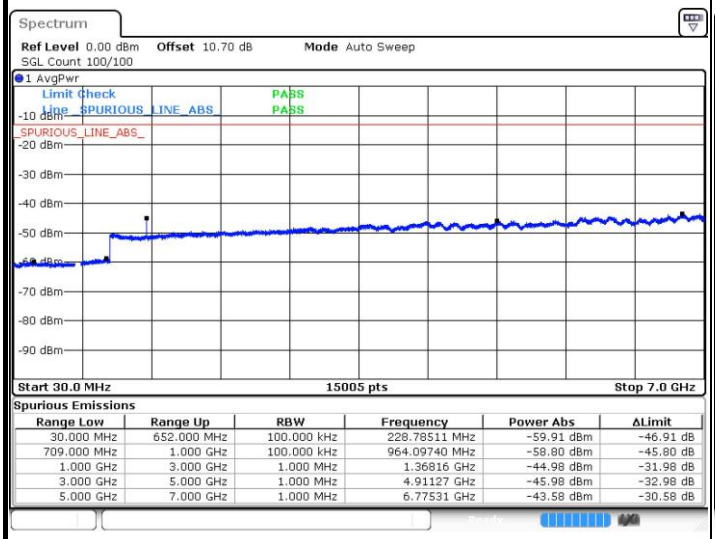

Spurious Emissions

Range Low	Range Up	RBW	Frequency	Power Abs	ΔLimit
30.000 MHz	652.000 MHz	100.000 kHz	228.78511 MHz	-59.91 dBm	-46.91 dB
709.000 MHz	1.000 GHz	100.000 kHz	964.09740 MHz	-58.80 dBm	-45.80 dB
1.000 GHz	3.000 GHz	1.000 MHz	1.36816 GHz	-44.98 dBm	-31.98 dB
3.000 GHz	5.000 GHz	1.000 MHz	4.91127 GHz	-45.98 dBm	-32.98 dB
5.000 GHz	7.000 GHz	1.000 MHz	6.77531 GHz	-43.58 dBm	-30.58 dB

Date: 8.JAN.2019 16:15:14

Highest Channel / 16QAM

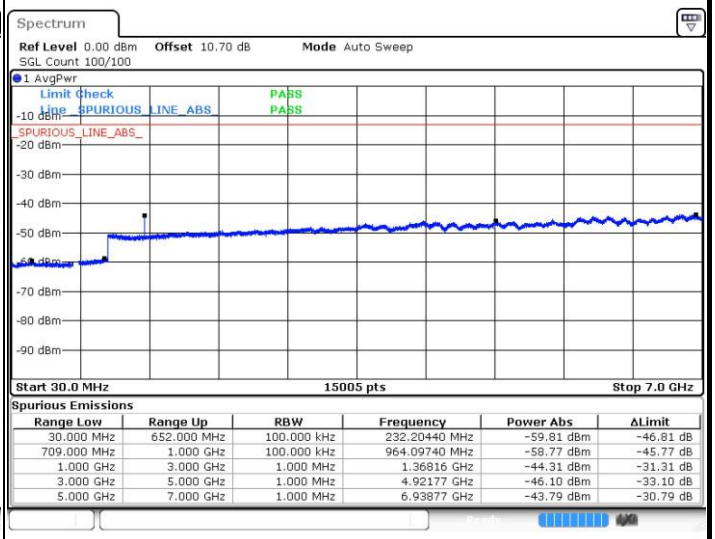

Spurious Emissions

Range Low	Range Up	RBW	Frequency	Power Abs	ΔLimit
30.000 MHz	652.000 MHz	100.000 kHz	232.20440 MHz	-59.81 dBm	-46.81 dB
709.000 MHz	1.000 GHz	100.000 kHz	964.09740 MHz	-58.77 dBm	-45.77 dB
1.000 GHz	3.000 GHz	1.000 MHz	1.36816 GHz	-44.31 dBm	-31.31 dB
3.000 GHz	5.000 GHz	1.000 MHz	4.92177 GHz	-46.10 dBm	-33.10 dB
5.000 GHz	7.000 GHz	1.000 MHz	6.93877 GHz	-43.79 dBm	-30.79 dB

Date: 8.JAN.2019 16:16:14

LTE Band 71 / 20MHz

Lowest Channel / QPSK

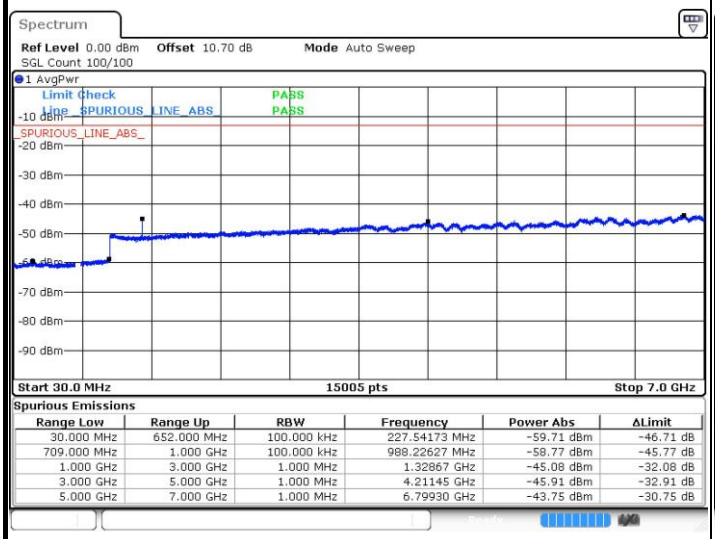

Spurious Emissions

Range Low	Range Up	RBW	Frequency	Power Abs	ΔLimit
30.000 MHz	652.000 MHz	100.000 kHz	227.54173 MHz	-59.71 dBm	-46.71 dB
709.000 MHz	1.000 GHz	100.000 kHz	988.22627 MHz	-58.77 dBm	-45.77 dB
1.000 GHz	3.000 GHz	1.000 MHz	1.32867 GHz	-45.08 dBm	-32.08 dB
3.000 GHz	5.000 GHz	1.000 MHz	4.21145 GHz	-45.91 dBm	-32.91 dB
5.000 GHz	7.000 GHz	1.000 MHz	6.79930 GHz	-43.75 dBm	-30.75 dB

Date: 8.JAN.2019 16:27:43

Lowest Channel / 16QAM

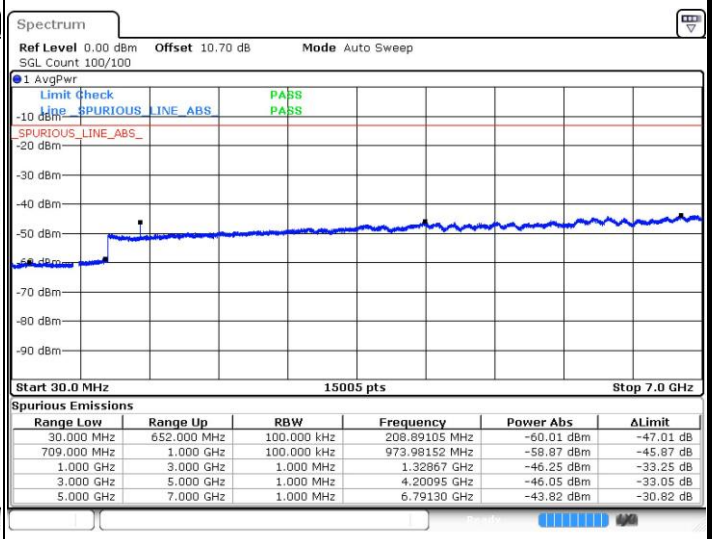

Spurious Emissions

Range Low	Range Up	RBW	Frequency	Power Abs	ΔLimit
30.000 MHz	652.000 MHz	100.000 kHz	208.89105 MHz	-60.01 dBm	-47.01 dB
709.000 MHz	1.000 GHz	100.000 kHz	973.98152 MHz	-58.87 dBm	-45.87 dB
1.000 GHz	3.000 GHz	1.000 MHz	1.32867 GHz	-46.25 dBm	-33.25 dB
3.000 GHz	5.000 GHz	1.000 MHz	4.20095 GHz	-46.05 dBm	-33.05 dB
5.000 GHz	7.000 GHz	1.000 MHz	6.79130 GHz	-43.82 dBm	-30.82 dB

Date: 8.JAN.2019 16:28:43

LTE Band 71 / 20MHz

Middle Channel / QPSK

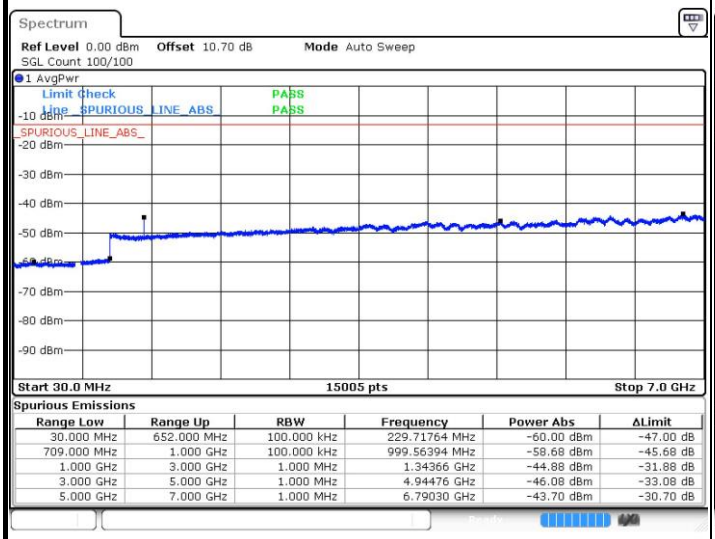

Spurious Emissions

Range Low	Range Up	RBW	Frequency	Power Abs	ΔLimit
30.000 MHz	652.000 MHz	100.000 kHz	229.71764 MHz	-60.00 dBm	-47.00 dB
709.000 MHz	1.000 GHz	100.000 kHz	999.56394 MHz	-58.68 dBm	-45.68 dB
1.000 GHz	3.000 GHz	1.000 MHz	1.34366 GHz	-44.88 dBm	-31.88 dB
3.000 GHz	5.000 GHz	1.000 MHz	4.94476 GHz	-46.08 dBm	-33.08 dB
5.000 GHz	7.000 GHz	1.000 MHz	6.79030 GHz	-43.70 dBm	-30.70 dB

Date: 8.JAN.2019 16:30:30

Middle Channel / 16QAM

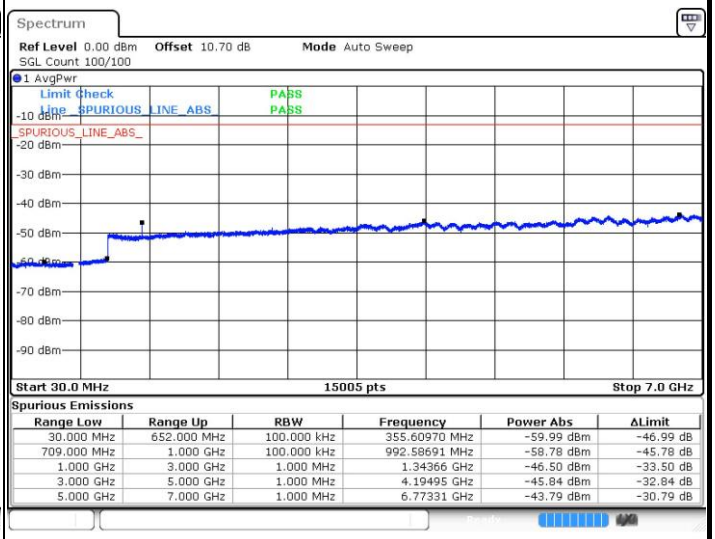

Spurious Emissions

Range Low	Range Up	RBW	Frequency	Power Abs	ΔLimit
30.000 MHz	652.000 MHz	100.000 kHz	355.60970 MHz	-59.99 dBm	-46.99 dB
709.000 MHz	1.000 GHz	100.000 kHz	992.58691 MHz	-58.78 dBm	-45.78 dB
1.000 GHz	3.000 GHz	1.000 MHz	1.34366 GHz	-46.50 dBm	-33.50 dB
3.000 GHz	5.000 GHz	1.000 MHz	4.19495 GHz	-45.84 dBm	-32.84 dB
5.000 GHz	7.000 GHz	1.000 MHz	6.77331 GHz	-43.79 dBm	-30.79 dB

Date: 8.JAN.2019 16:31:30

Highest Channel / QPSK

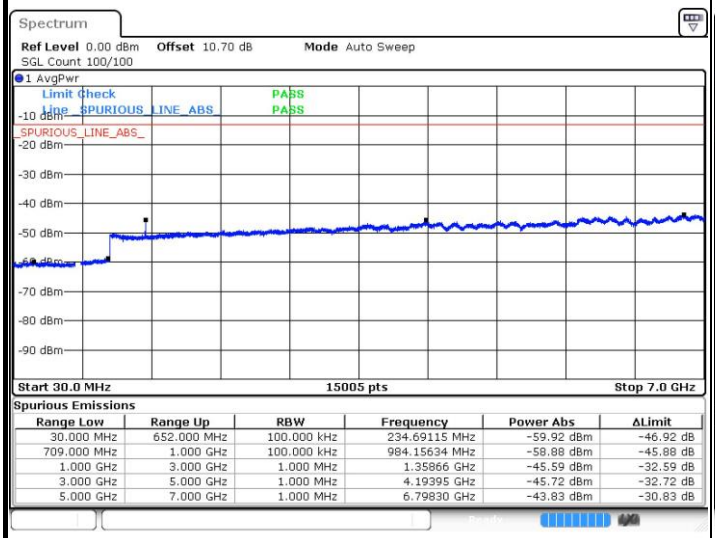

Spurious Emissions

Range Low	Range Up	RBW	Frequency	Power Abs	ΔLimit
30.000 MHz	652.000 MHz	100.000 kHz	234.69115 MHz	-59.92 dBm	-46.92 dB
709.000 MHz	1.000 GHz	100.000 kHz	984.15634 MHz	-58.88 dBm	-45.88 dB
1.000 GHz	3.000 GHz	1.000 MHz	1.35866 GHz	-45.59 dBm	-32.59 dB
3.000 GHz	5.000 GHz	1.000 MHz	4.19395 GHz	-45.72 dBm	-32.72 dB
5.000 GHz	7.000 GHz	1.000 MHz	6.79830 GHz	-43.83 dBm	-30.83 dB

Date: 8.JAN.2019 16:36:03

Highest Channel / 16QAM

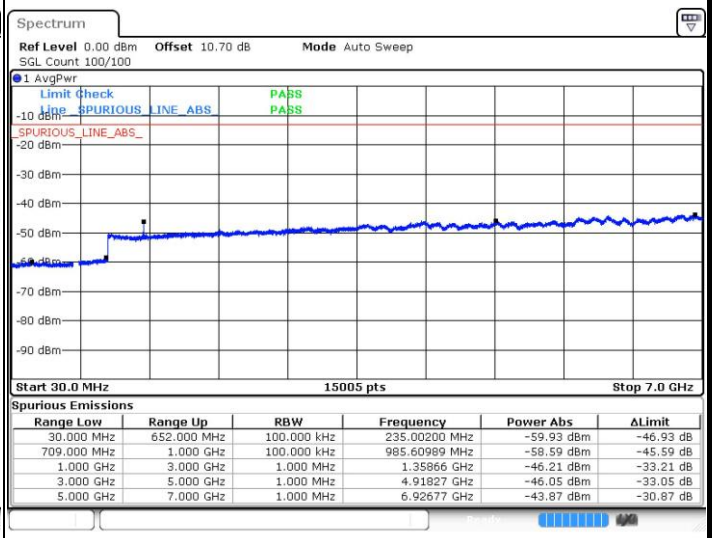

Spurious Emissions

Range Low	Range Up	RBW	Frequency	Power Abs	ΔLimit
30.000 MHz	652.000 MHz	100.000 kHz	235.00200 MHz	-59.93 dBm	-46.93 dB
709.000 MHz	1.000 GHz	100.000 kHz	985.60989 MHz	-58.59 dBm	-45.59 dB
1.000 GHz	3.000 GHz	1.000 MHz	1.35866 GHz	-46.21 dBm	-33.21 dB
3.000 GHz	5.000 GHz	1.000 MHz	4.91827 GHz	-46.05 dBm	-33.05 dB
5.000 GHz	7.000 GHz	1.000 MHz	6.92677 GHz	-43.87 dBm	-30.87 dB

Date: 8.JAN.2019 16:37:03

LTE Band 71 / 5MHz

Lowest Channel / 64QAM

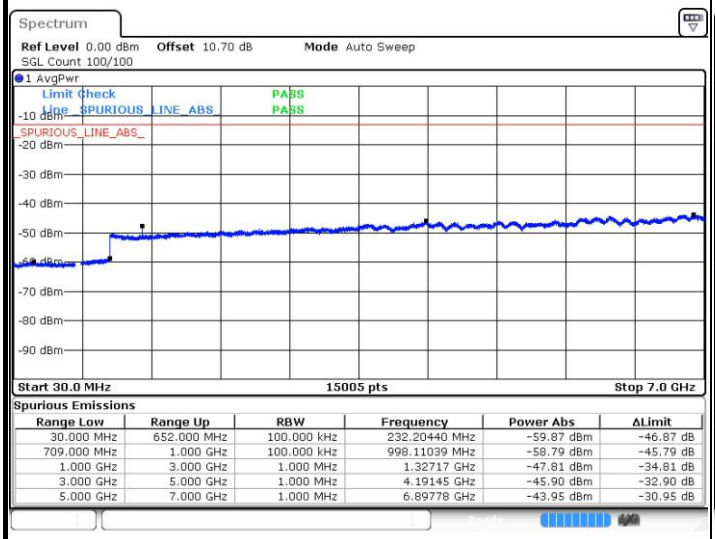

Spurious Emissions

Range Low	Range Up	RBW	Frequency	Power Abs	ΔLimit
30.000 MHz	652.000 MHz	100.000 kHz	232.20440 MHz	-59.87 dBm	-46.87 dB
709.000 MHz	1.000 GHz	100.000 kHz	998.11039 MHz	-58.79 dBm	-45.79 dB
1.000 GHz	3.000 GHz	1.000 MHz	1.32717 GHz	-47.81 dBm	-34.81 dB
3.000 GHz	5.000 GHz	1.000 MHz	4.19145 GHz	-45.90 dBm	-32.90 dB
5.000 GHz	7.000 GHz	1.000 MHz	6.89778 GHz	-43.95 dBm	-30.95 dB

Date: 8.JAN.2019 15:37:20

Middle Channel / 64QAM

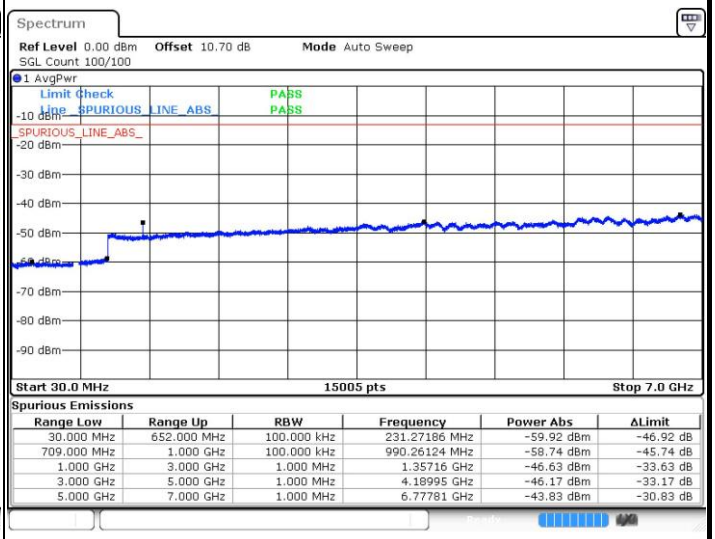

Spurious Emissions

Range Low	Range Up	RBW	Frequency	Power Abs	ΔLimit
30.000 MHz	652.000 MHz	100.000 kHz	231.27186 MHz	-59.92 dBm	-46.92 dB
709.000 MHz	1.000 GHz	100.000 kHz	990.26124 MHz	-58.74 dBm	-45.74 dB
1.000 GHz	3.000 GHz	1.000 MHz	1.35716 GHz	-46.63 dBm	-33.63 dB
3.000 GHz	5.000 GHz	1.000 MHz	4.18995 GHz	-46.17 dBm	-33.17 dB
5.000 GHz	7.000 GHz	1.000 MHz	6.77781 GHz	-43.83 dBm	-30.83 dB

Date: 8.JAN.2019 15:38:44

Highest Channel / 64QAM

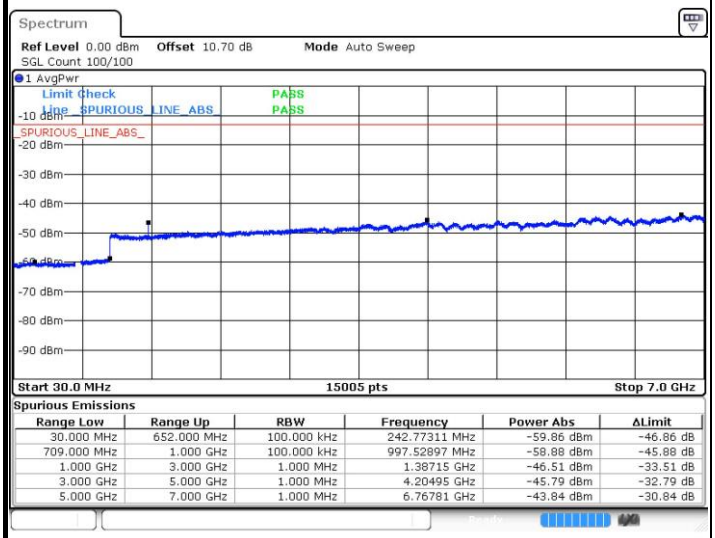

Spurious Emissions

Range Low	Range Up	RBW	Frequency	Power Abs	ΔLimit
30.000 MHz	652.000 MHz	100.000 kHz	242.77311 MHz	-59.86 dBm	-46.86 dB
709.000 MHz	1.000 GHz	100.000 kHz	997.52897 MHz	-58.88 dBm	-45.88 dB
1.000 GHz	3.000 GHz	1.000 MHz	1.38715 GHz	-46.51 dBm	-33.51 dB
3.000 GHz	5.000 GHz	1.000 MHz	4.20495 GHz	-45.79 dBm	-32.79 dB
5.000 GHz	7.000 GHz	1.000 MHz	6.76781 GHz	-43.84 dBm	-30.84 dB

Date: 8.JAN.2019 15:41:33

LTE Band 71 / 10MHz

Lowest Channel / 64QAM

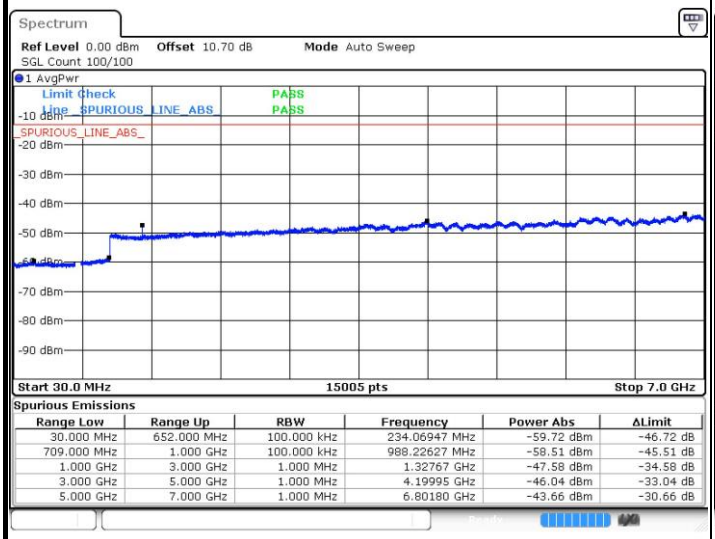

Spurious Emissions

Range Low	Range Up	RBW	Frequency	Power Abs	ΔLimit
30.000 MHz	652.000 MHz	100.000 kHz	234.06947 MHz	-59.72 dBm	-46.72 dB
709.000 MHz	1.000 GHz	100.000 kHz	988.22627 MHz	-58.51 dBm	-45.51 dB
1.000 GHz	3.000 GHz	1.000 MHz	1.32767 GHz	-47.58 dBm	-34.58 dB
3.000 GHz	5.000 GHz	1.000 MHz	4.19995 GHz	-46.04 dBm	-33.04 dB
5.000 GHz	7.000 GHz	1.000 MHz	6.80180 GHz	-43.66 dBm	-30.66 dB

Date: 8.JAN.2019 15:58:11

Middle Channel / 64QAM

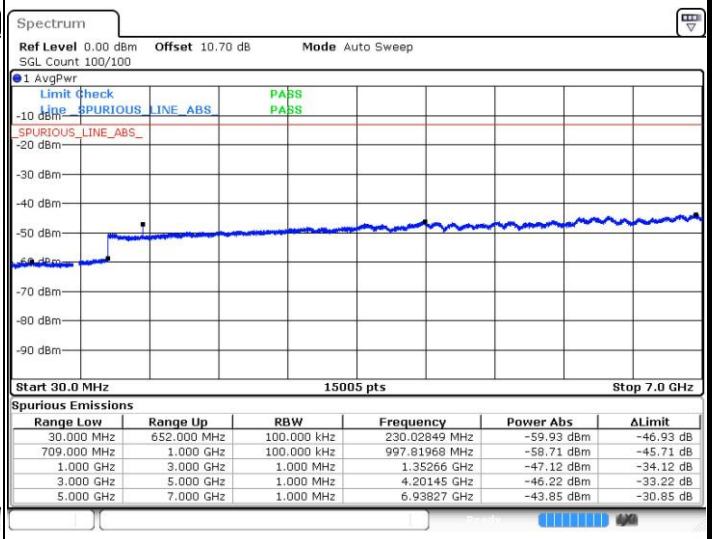

Spurious Emissions

Range Low	Range Up	RBW	Frequency	Power Abs	ΔLimit
30.000 MHz	652.000 MHz	100.000 kHz	230.02849 MHz	-59.93 dBm	-46.93 dB
709.000 MHz	1.000 GHz	100.000 kHz	997.81968 MHz	-58.71 dBm	-45.71 dB
1.000 GHz	3.000 GHz	1.000 MHz	1.35266 GHz	-47.12 dBm	-34.12 dB
3.000 GHz	5.000 GHz	1.000 MHz	4.20145 GHz	-46.22 dBm	-33.22 dB
5.000 GHz	7.000 GHz	1.000 MHz	6.93827 GHz	-43.85 dBm	-30.85 dB

Date: 8.JAN.2019 15:59:34

Highest Channel / 64QAM

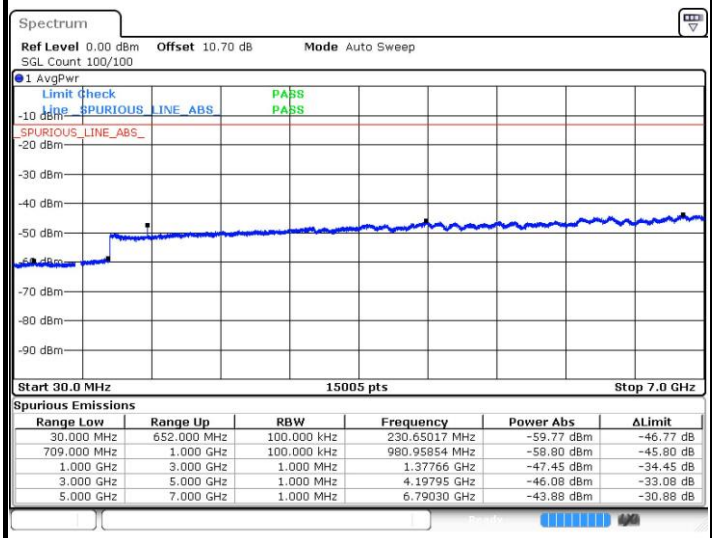

Spurious Emissions

Range Low	Range Up	RBW	Frequency	Power Abs	ΔLimit
30.000 MHz	652.000 MHz	100.000 kHz	230.65017 MHz	-59.77 dBm	-46.77 dB
709.000 MHz	1.000 GHz	100.000 kHz	980.95854 MHz	-58.80 dBm	-45.80 dB
1.000 GHz	3.000 GHz	1.000 MHz	1.37766 GHz	-47.45 dBm	-34.45 dB
3.000 GHz	5.000 GHz	1.000 MHz	4.19795 GHz	-46.08 dBm	-33.08 dB
5.000 GHz	7.000 GHz	1.000 MHz	6.79030 GHz	-43.88 dBm	-30.88 dB

Date: 8.JAN.2019 16:02:20

LTE Band 71 / 15MHz

Lowest Channel / 64QAM

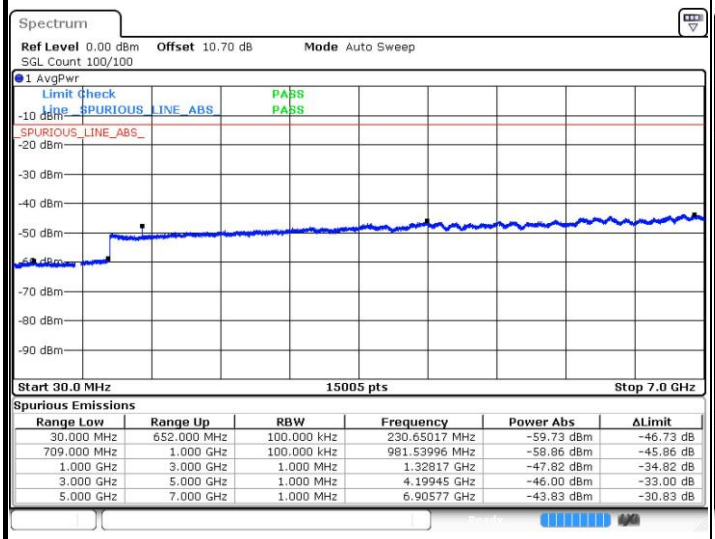

Spurious Emissions

Range Low	Range Up	RBW	Frequency	Power Abs	ΔLimit
30.000 MHz	652.000 MHz	100.000 kHz	230.65017 MHz	-59.73 dBm	-46.73 dB
709.000 MHz	1.000 GHz	100.000 kHz	981.53996 MHz	-58.86 dBm	-45.86 dB
1.000 GHz	3.000 GHz	1.000 MHz	1.32817 GHz	-47.82 dBm	-34.82 dB
3.000 GHz	5.000 GHz	1.000 MHz	4.19945 GHz	-46.00 dBm	-33.00 dB
5.000 GHz	7.000 GHz	1.000 MHz	6.90577 GHz	-43.83 dBm	-30.83 dB

Date: 8.JAN.2019 16:19:00

Middle Channel / 64QAM

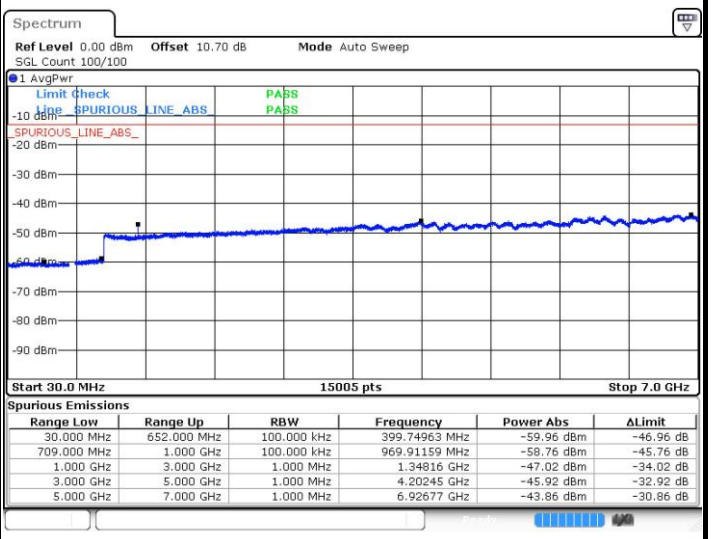

Spurious Emissions

Range Low	Range Up	RBW	Frequency	Power Abs	ΔLimit
30.000 MHz	652.000 MHz	100.000 kHz	399.74963 MHz	-59.96 dBm	-46.96 dB
709.000 MHz	1.000 GHz	100.000 kHz	969.91159 MHz	-58.76 dBm	-45.76 dB
1.000 GHz	3.000 GHz	1.000 MHz	1.34816 GHz	-47.02 dBm	-34.02 dB
3.000 GHz	5.000 GHz	1.000 MHz	4.20245 GHz	-45.92 dBm	-32.92 dB
5.000 GHz	7.000 GHz	1.000 MHz	6.92677 GHz	-43.86 dBm	-30.86 dB

Date: 8.JAN.2019 16:20:23

Highest Channel / 64QAM

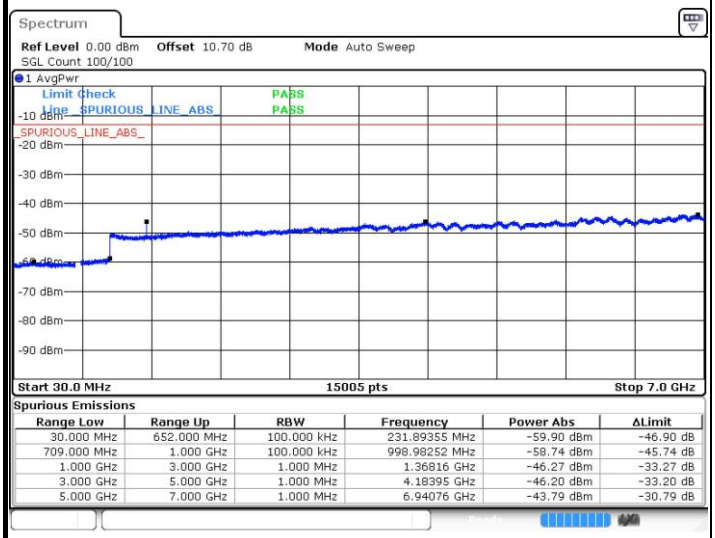

Spurious Emissions

Range Low	Range Up	RBW	Frequency	Power Abs	ΔLimit
30.000 MHz	652.000 MHz	100.000 kHz	231.89355 MHz	-59.90 dBm	-46.90 dB
709.000 MHz	1.000 GHz	100.000 kHz	998.98252 MHz	-58.74 dBm	-45.74 dB
1.000 GHz	3.000 GHz	1.000 MHz	1.36816 GHz	-46.27 dBm	-33.27 dB
3.000 GHz	5.000 GHz	1.000 MHz	4.18395 GHz	-46.20 dBm	-33.20 dB
5.000 GHz	7.000 GHz	1.000 MHz	6.94076 GHz	-43.79 dBm	-30.79 dB

Date: 8.JAN.2019 16:23:10

LTE Band 71 / 20MHz

Lowest Channel / 64QAM

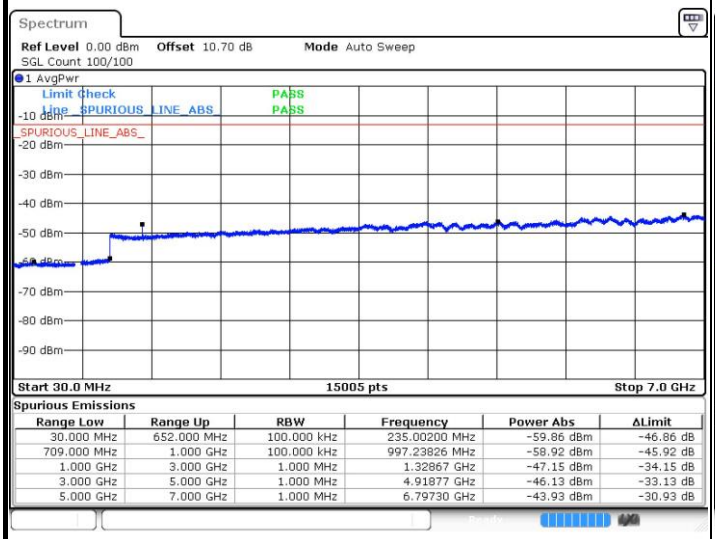

Spurious Emissions

Range Low	Range Up	RBW	Frequency	Power Abs	ΔLimit
30.000 MHz	652.000 MHz	100.000 kHz	235.00200 MHz	-59.86 dBm	-46.86 dB
709.000 MHz	1.000 GHz	100.000 kHz	997.23826 MHz	-58.92 dBm	-45.92 dB
1.000 GHz	3.000 GHz	1.000 MHz	1.32867 GHz	-47.15 dBm	-34.15 dB
3.000 GHz	5.000 GHz	1.000 MHz	4.91877 GHz	-46.13 dBm	-33.13 dB
5.000 GHz	7.000 GHz	1.000 MHz	6.79730 GHz	-43.93 dBm	-30.93 dB

Date: 8.JAN.2019 16:39:49

Middle Channel / 64QAM

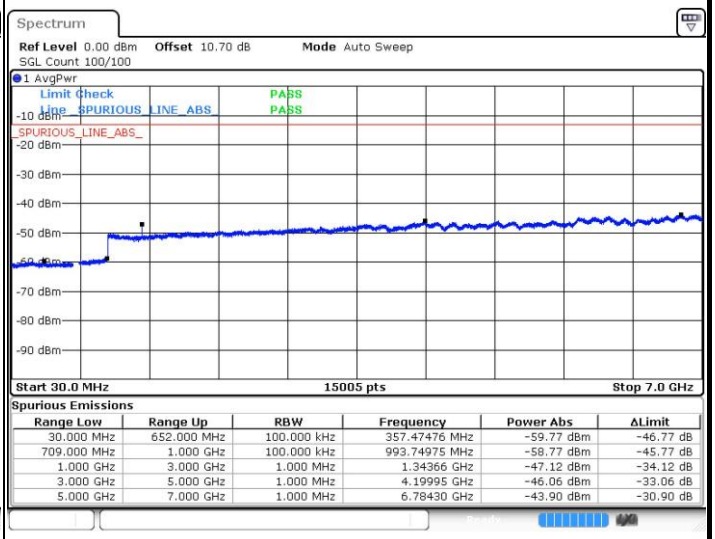

Spurious Emissions

Range Low	Range Up	RBW	Frequency	Power Abs	ΔLimit
30.000 MHz	652.000 MHz	100.000 kHz	357.47476 MHz	-59.77 dBm	-46.77 dB
709.000 MHz	1.000 GHz	100.000 kHz	993.74975 MHz	-58.77 dBm	-45.77 dB
1.000 GHz	3.000 GHz	1.000 MHz	1.34366 GHz	-47.12 dBm	-34.12 dB
3.000 GHz	5.000 GHz	1.000 MHz	4.19995 GHz	-46.06 dBm	-33.06 dB
5.000 GHz	7.000 GHz	1.000 MHz	6.78430 GHz	-43.90 dBm	-30.90 dB

Date: 8.JAN.2019 16:41:12

Highest Channel / 64QAM

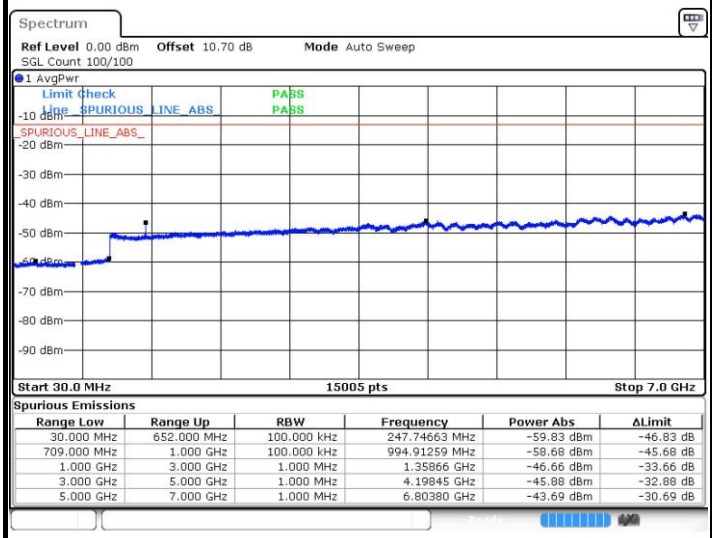

Spurious Emissions

Range Low	Range Up	RBW	Frequency	Power Abs	ΔLimit
30.000 MHz	652.000 MHz	100.000 kHz	247.74663 MHz	-59.83 dBm	-46.83 dB
709.000 MHz	1.000 GHz	100.000 kHz	994.91259 MHz	-58.68 dBm	-45.68 dB
1.000 GHz	3.000 GHz	1.000 MHz	1.35866 GHz	-46.66 dBm	-33.66 dB
3.000 GHz	5.000 GHz	1.000 MHz	4.19845 GHz	-45.88 dBm	-32.88 dB
5.000 GHz	7.000 GHz	1.000 MHz	6.80380 GHz	-43.69 dBm	-30.69 dB

Date: 8.JAN.2019 16:43:59

Frequency Stability

Test Conditions		LTE Band 71 (QPSK) / Middle Channel	Limit
Temperature (°C)	Voltage (Volt)	BW 10MHz	Note 2.
		Deviation (ppm)	Result
50	Normal Voltage	0.0022	PASS
40	Normal Voltage	0.0029	
30	Normal Voltage	0.0087	
20(Ref.)	Normal Voltage	0.0000	
10	Normal Voltage	0.0120	
0	Normal Voltage	0.0001	
-10	Normal Voltage	0.0012	
-20	Normal Voltage	0.0035	
-30	Normal Voltage	0.0090	
20	Maximum Voltage	0.0003	
20	Normal Voltage	0.0000	
20	Battery End Point	0.0004	

Note:

1. Normal Voltage =3.85 V.；Battery End Point (BEP) =3.6 V.；Maximum Voltage =4.4 V.
2. Note: The frequency fundamental emissions stay within the authorized frequency block.

Appendix B. Test Results of ERP/EIRP and Radiated Test

ERP/EIRP

LTE Band 2 / 1.4MHz (Average) (GT - LC = -2 dB)							
Channel	Mode	RB		Conducted		EIRP	
		Size	Offset	Power (dBm)	Power (Watts)	EIRP(dBm)	EIRP(W)
Lowest	QPSK	1	3	23.90	0.2455	21.90	0.1549
Middle		1	3	23.92	0.2466	21.92	0.1556
Highest		1	3	23.95	0.2483	21.95	0.1567
Lowest	16QAM	1	3	23.21	0.2094	21.21	0.1321
Middle		1	3	23.23	0.2104	21.23	0.1327
Highest		1	3	23.27	0.2123	21.27	0.1340
Lowest	64QAM	1	3	22.18	0.1652	20.18	0.1042
Middle		1	3	22.20	0.1660	20.20	0.1047
Highest		1	3	22.21	0.1663	20.21	0.1050
Limit	EIRP < 2W			Result		PASS	

LTE Band 2 / 3MHz (Average) (GT - LC = -2 dB)							
Channel	Mode	RB		Conducted		EIRP	
		Size	Offset	Power (dBm)	Power (Watts)	EIRP(dBm)	EIRP(W)
Lowest	QPSK	1	8	24.00	0.2512	22.00	0.1585
Middle		1	8	23.99	0.2506	21.99	0.1581
Highest		1	8	24.07	0.2553	22.07	0.1611
Lowest	16QAM	1	8	23.29	0.2133	21.29	0.1346
Middle		1	8	23.32	0.2148	21.32	0.1355
Highest		1	8	23.39	0.2183	21.39	0.1377
Lowest	64QAM	1	8	22.25	0.1679	20.25	0.1059
Middle		1	8	22.26	0.1683	20.26	0.1062
Highest		1	8	22.32	0.1706	20.32	0.1076
Limit	EIRP < 2W			Result		PASS	

LTE Band 2 / 5MHz (Average) (GT - LC = -2 dB)							
Channel	Mode	RB		Conducted		EIRP	
		Size	Offset	Power (dBm)	Power (Watts)	EIRP(dBm)	EIRP(W)
Lowest	QPSK	1	12	23.96	0.2489	21.96	0.1570
Middle		1	12	23.95	0.2483	21.95	0.1567
Highest		1	12	24.02	0.2523	22.02	0.1592
Lowest	16QAM	1	12	23.27	0.2123	21.27	0.1340
Middle		1	12	23.28	0.2128	21.28	0.1343
Highest		1	12	23.35	0.2163	21.35	0.1365
Lowest	64QAM	1	12	22.23	0.1671	20.23	0.1054
Middle		1	12	22.22	0.1667	20.22	0.1052
Highest		1	12	22.27	0.1687	20.27	0.1064
Limit	EIRP < 2W			Result		PASS	

LTE Band 2 / 10MHz (Average) (GT - LC = -2 dB)							
Channel	Mode	RB		Conducted		EIRP	
		Size	Offset	Power (dBm)	Power (Watts)	EIRP(dBm)	EIRP(W)
Lowest	QPSK	1	0	23.93	0.2472	21.93	0.1560
Middle		1	0	23.95	0.2483	21.95	0.1567
Highest		1	0	23.96	0.2489	21.96	0.1570
Lowest	16QAM	1	0	23.24	0.2109	21.24	0.1330
Middle		1	0	23.22	0.2099	21.22	0.1324
Highest		1	0	23.32	0.2148	21.32	0.1355
Lowest	64QAM	1	0	22.27	0.1687	20.27	0.1064
Middle		1	0	22.28	0.1690	20.28	0.1067
Highest		1	0	22.22	0.1667	20.22	0.1052
Limit	EIRP < 2W			Result		PASS	

LTE Band 2 / 15MHz (Average) (GT - LC = -2 dB)							
Channel	Mode	RB		Conducted		EIRP	
		Size	Offset	Power (dBm)	Power (Watts)	EIRP(dBm)	EIRP(W)
Lowest	QPSK	1	0	24.13	0.2588	22.13	0.1633
Middle		1	0	24.12	0.2582	22.12	0.1629
Highest		1	0	24.11	0.2576	22.11	0.1626
Lowest	16QAM	1	0	23.49	0.2234	21.49	0.1409
Middle		1	0	23.39	0.2183	21.39	0.1377
Highest		1	0	23.47	0.2223	21.47	0.1403
Lowest	64QAM	1	0	22.43	0.1750	20.43	0.1104
Middle		1	0	22.36	0.1722	20.36	0.1086
Highest		1	0	22.45	0.1758	20.45	0.1109
Limit	EIRP < 2W			Result		PASS	

LTE Band 2 / 20MHz (Average) (GT - LC = -2 dB)							
Channel	Mode	RB		Conducted		EIRP	
		Size	Offset	Power (dBm)	Power (Watts)	EIRP(dBm)	EIRP(W)
Lowest	QPSK	1	0	24.15	0.2600	22.15	0.1641
Middle		1	0	24.10	0.2570	22.10	0.1622
Highest		1	0	24.16	0.2606	22.16	0.1644
Lowest	16QAM	1	0	23.37	0.2173	21.37	0.1371
Middle		1	0	23.38	0.2178	21.38	0.1374
Highest		1	0	23.33	0.2153	21.33	0.1358
Lowest	64QAM	1	0	22.34	0.1714	20.34	0.1081
Middle		1	0	22.33	0.1710	20.33	0.1079
Highest		1	0	22.27	0.1687	20.27	0.1064
Limit	EIRP < 2W			Result		PASS	

LTE Band 25 / 1.4MHz (Average) (GT - LC = -2 dB)							
Channel	Mode	RB		Conducted		EIRP	
		Size	Offset	Power (dBm)	Power (Watts)	EIRP(dBm)	EIRP(W)
Lowest	QPSK	1	3	23.91	0.2460	21.91	0.1552
Middle		1	3	23.91	0.2460	21.91	0.1552
Highest		1	3	23.96	0.2489	21.96	0.1570
Lowest	16QAM	1	3	23.22	0.2099	21.22	0.1324
Middle		1	3	23.22	0.2099	21.22	0.1324
Highest		1	3	23.23	0.2104	21.23	0.1327
Lowest	64QAM	1	3	22.20	0.1660	20.20	0.1047
Middle		1	3	22.17	0.1648	20.17	0.1040
Highest		1	3	22.21	0.1663	20.21	0.1050
Limit	EIRP < 2W			Result		PASS	

LTE Band 25 / 3MHz (Average) (GT - LC = -2 dB)							
Channel	Mode	RB		Conducted		EIRP	
		Size	Offset	Power (dBm)	Power (Watts)	EIRP(dBm)	EIRP(W)
Lowest	QPSK	1	8	23.89	0.2449	21.89	0.1545
Middle		1	8	24.02	0.2523	22.02	0.1592
Highest		1	8	24.03	0.2529	22.03	0.1596
Lowest	16QAM	1	8	23.20	0.2089	21.20	0.1318
Middle		1	8	23.30	0.2138	21.30	0.1349
Highest		1	8	23.28	0.2128	21.28	0.1343
Lowest	64QAM	1	8	22.16	0.1644	20.16	0.1038
Middle		1	8	22.25	0.1679	20.25	0.1059
Highest		1	8	22.29	0.1694	20.29	0.1069
Limit	EIRP < 2W			Result		PASS	

LTE Band 25 / 5MHz (Average) (GT - LC = -2 dB)							
Channel	Mode	RB		Conducted		EIRP	
		Size	Offset	Power (dBm)	Power (Watts)	EIRP(dBm)	EIRP(W)
Lowest	QPSK	1	24	23.87	0.2438	21.87	0.1538
Middle		1	24	23.90	0.2455	21.90	0.1549
Highest		1	24	23.99	0.2506	21.99	0.1581
Lowest	16QAM	1	24	23.17	0.2075	21.17	0.1309
Middle		1	24	23.18	0.2080	21.18	0.1312
Highest		1	24	23.27	0.2123	21.27	0.1340
Lowest	64QAM	1	12	22.21	0.1663	20.21	0.1050
Middle		1	12	22.24	0.1675	20.24	0.1057
Highest		1	12	22.24	0.1675	20.24	0.1057
Limit	EIRP < 2W			Result		PASS	

LTE Band 25 / 10MHz (Average) (GT - LC = -2 dB)							
Channel	Mode	RB		Conducted		EIRP	
		Size	Offset	Power (dBm)	Power (Watts)	EIRP(dBm)	EIRP(W)
Lowest	QPSK	1	0	23.94	0.2477	21.94	0.1563
Middle		1	0	24.00	0.2512	22.00	0.1585
Highest		1	0	23.96	0.2489	21.96	0.1570
Lowest	16QAM	1	0	23.26	0.2118	21.26	0.1337
Middle		1	0	23.32	0.2148	21.32	0.1355
Highest		1	0	23.23	0.2104	21.23	0.1327
Lowest	64QAM	1	0	22.27	0.1687	20.27	0.1064
Middle		1	0	22.25	0.1679	20.25	0.1059
Highest		1	0	22.27	0.1687	20.27	0.1064
Limit	EIRP < 2W			Result		PASS	

LTE Band 25 / 15MHz (Average) (GT - LC = -2 dB)							
Channel	Mode	RB		Conducted		EIRP	
		Size	Offset	Power (dBm)	Power (Watts)	EIRP(dBm)	EIRP(W)
Lowest	QPSK	1	0	24.16	0.2606	22.16	0.1644
Middle		1	0	24.15	0.2600	22.15	0.1641
Highest		1	0	24.15	0.2600	22.15	0.1641
Lowest	16QAM	1	0	23.50	0.2239	21.50	0.1413
Middle		1	0	23.44	0.2208	21.44	0.1393
Highest		1	0	23.45	0.2213	21.45	0.1396
Lowest	64QAM	1	0	22.50	0.1778	20.50	0.1122
Middle		1	0	22.41	0.1742	20.41	0.1099
Highest		1	0	22.46	0.1762	20.46	0.1112
Limit	EIRP < 2W			Result		PASS	

LTE Band 25 / 20MHz (Average) (GT - LC = -2 dB)							
Channel	Mode	RB		Conducted		EIRP	
		Size	Offset	Power (dBm)	Power (Watts)	EIRP(dBm)	EIRP(W)
Lowest	QPSK	1	0	24.10	0.2570	22.10	0.1622
Middle		1	0	24.13	0.2588	22.13	0.1633
Highest		1	0	24.19	0.2624	22.19	0.1656
Lowest	16QAM	1	0	23.42	0.2198	21.42	0.1387
Middle		1	0	23.39	0.2183	21.39	0.1377
Highest		1	0	23.41	0.2193	21.41	0.1384
Lowest	64QAM	1	0	22.35	0.1718	20.35	0.1084
Middle		1	0	22.37	0.1726	20.37	0.1089
Highest		1	0	22.42	0.1746	20.42	0.1102
Limit	EIRP < 2W			Result		PASS	

LTE Band 4 / 1.4MHz (Average) (GT - LC = -2 dB)							
Channel	Mode	RB		Conducted		EIRP	
		Size	Offset	Power (dBm)	Power (Watts)	EIRP(dBm)	EIRP(W)
Lowest	QPSK	1	3	23.96	0.2489	21.96	0.1570
Middle		1	3	23.99	0.2506	21.99	0.1581
Highest		1	3	24.05	0.2541	22.05	0.1603
Lowest	16QAM	1	3	23.29	0.2133	21.29	0.1346
Middle		1	3	23.26	0.2118	21.26	0.1337
Highest		1	3	23.37	0.2173	21.37	0.1371
Lowest	64QAM	1	3	22.25	0.1679	20.25	0.1059
Middle		1	3	22.23	0.1671	20.23	0.1054
Highest		1	3	22.34	0.1714	20.34	0.1081
Limit	EIRP < 1W			Result		PASS	

LTE Band 4 / 3MHz (Average) (GT - LC = -2 dB)							
Channel	Mode	RB		Conducted		EIRP	
		Size	Offset	Power (dBm)	Power (Watts)	EIRP(dBm)	EIRP(W)
Lowest	QPSK	1	8	24.07	0.2553	22.07	0.1611
Middle		1	8	24.06	0.2547	22.06	0.1607
Highest		1	8	24.11	0.2576	22.11	0.1626
Lowest	16QAM	1	8	23.37	0.2173	21.37	0.1371
Middle		1	8	23.39	0.2183	21.39	0.1377
Highest		1	8	23.44	0.2208	21.44	0.1393
Lowest	64QAM	1	8	22.33	0.1710	20.33	0.1079
Middle		1	8	22.35	0.1718	20.35	0.1084
Highest		1	8	22.40	0.1738	20.40	0.1096
Limit	EIRP < 1W			Result		PASS	

LTE Band 4 / 5MHz (Average) (GT - LC = -2 dB)							
Channel	Mode	RB		Conducted		EIRP	
		Size	Offset	Power (dBm)	Power (Watts)	EIRP(dBm)	EIRP(W)
Lowest	QPSK	1	12	24.02	0.2523	22.02	0.1592
Middle		1	12	24.05	0.2541	22.05	0.1603
Highest		1	12	24.03	0.2529	22.03	0.1596
Lowest	16QAM	1	12	23.35	0.2163	21.35	0.1365
Middle		1	12	23.34	0.2158	21.34	0.1361
Highest		1	12	23.39	0.2183	21.39	0.1377
Lowest	64QAM	1	12	22.29	0.1694	20.29	0.1069
Middle		1	12	22.28	0.1690	20.28	0.1067
Highest		1	12	22.34	0.1714	20.34	0.1081
Limit	EIRP < 1W			Result		PASS	

LTE Band 4 / 10MHz (Average) (GT - LC = -2 dB)							
Channel	Mode	RB		Conducted		EIRP	
		Size	Offset	Power (dBm)	Power (Watts)	EIRP(dBm)	EIRP(W)
Lowest	QPSK	1	0	24.03	0.2529	22.03	0.1596
Middle		1	0	24.08	0.2559	22.08	0.1614
Highest		1	0	24.10	0.2570	22.10	0.1622
Lowest	16QAM	1	0	23.40	0.2188	21.40	0.1380
Middle		1	0	23.37	0.2173	21.37	0.1371
Highest		1	0	23.46	0.2218	21.46	0.1400
Lowest	64QAM	1	0	22.28	0.1690	20.28	0.1067
Middle		1	0	22.28	0.1690	20.28	0.1067
Highest		1	0	22.42	0.1746	20.42	0.1102
Limit	EIRP < 1W			Result		PASS	

LTE Band 4 / 15MHz (Average) (GT - LC = -2 dB)							
Channel	Mode	RB		Conducted		EIRP	
		Size	Offset	Power (dBm)	Power (Watts)	EIRP(dBm)	EIRP(W)
Lowest	QPSK	1	0	24.24	0.2655	22.24	0.1675
Middle		1	0	24.28	0.2679	22.28	0.1690
Highest		1	0	24.27	0.2673	22.27	0.1687
Lowest	16QAM	1	0	23.47	0.2223	21.47	0.1403
Middle		1	0	23.46	0.2218	21.46	0.1400
Highest		1	0	23.50	0.2239	21.50	0.1413
Lowest	64QAM	1	0	22.45	0.1758	20.45	0.1109
Middle		1	0	22.45	0.1758	20.45	0.1109
Highest		1	0	22.50	0.1778	20.50	0.1122
Limit	EIRP < 1W			Result		PASS	

LTE Band 4 / 20MHz (Average) (GT - LC = -2 dB)							
Channel	Mode	RB		Conducted		EIRP	
		Size	Offset	Power (dBm)	Power (Watts)	EIRP(dBm)	EIRP(W)
Lowest	QPSK	1	0	24.29	0.2685	22.29	0.1694
Middle		1	0	24.27	0.2673	22.27	0.1687
Highest		1	0	24.28	0.2679	22.28	0.1690
Lowest	16QAM	1	0	23.50	0.2239	21.50	0.1413
Middle		1	0	23.42	0.2198	21.42	0.1387
Highest		1	0	23.50	0.2239	21.50	0.1413
Lowest	64QAM	1	0	22.42	0.1746	20.42	0.1102
Middle		1	0	22.49	0.1774	20.49	0.1119
Highest		1	0	22.46	0.1762	20.46	0.1112
Limit	EIRP < 1W			Result		PASS	

LTE Band 5 / 1.4MHz (Average) (GT - LC = -2 dB)							
Channel	Mode	RB		Conducted		ERP	
		Size	Offset	Power (dBm)	Power (Watts)	ERP(dBm)	ERP(W)
Lowest	QPSK	1	3	24.13	0.2588	19.98	0.0995
Middle		1	3	24.10	0.2570	19.95	0.0989
Highest		1	3	24.07	0.2553	19.92	0.0982
Lowest	16QAM	1	3	23.40	0.2188	19.25	0.0841
Middle		1	3	23.26	0.2118	19.11	0.0815
Highest		1	3	23.34	0.2158	19.19	0.0830
Lowest	64QAM	1	3	22.35	0.1718	18.20	0.0661
Middle		1	3	22.38	0.1730	18.23	0.0665
Highest		1	3	22.38	0.1730	18.23	0.0665
Limit	ERP < 7W			Result		PASS	

LTE Band 5 / 3MHz (Average) (GT - LC = -2 dB)							
Channel	Mode	RB		Conducted		ERP	
		Size	Offset	Power (dBm)	Power (Watts)	ERP(dBm)	ERP(W)
Lowest	QPSK	1	8	24.20	0.2630	20.05	0.1012
Middle		1	8	24.19	0.2624	20.04	0.1009
Highest		1	8	24.13	0.2588	19.98	0.0995
Lowest	16QAM	1	8	23.35	0.2163	19.20	0.0832
Middle		1	8	23.49	0.2234	19.34	0.0859
Highest		1	8	23.43	0.2203	19.28	0.0847
Lowest	64QAM	1	8	22.36	0.1722	18.21	0.0662
Middle		1	8	22.45	0.1758	18.30	0.0676
Highest		1	8	22.39	0.1734	18.24	0.0667
Limit	ERP < 7W			Result		PASS	

LTE Band 5 / 5MHz (Average) (GT - LC = -2 dB)							
Channel	Mode	RB		Conducted		ERP	
		Size	Offset	Power (dBm)	Power (Watts)	ERP(dBm)	ERP(W)
Lowest	QPSK	1	12	24.07	0.2553	19.92	0.0982
Middle		1	12	24.15	0.2600	20.00	0.1000
Highest		1	12	24.10	0.2570	19.95	0.0989
Lowest	16QAM	1	12	23.34	0.2158	19.19	0.0830
Middle		1	12	23.40	0.2188	19.25	0.0841
Highest		1	12	23.36	0.2168	19.21	0.0834
Lowest	64QAM	1	12	22.32	0.1706	18.17	0.0656
Middle		1	12	22.33	0.1710	18.18	0.0658
Highest		1	12	22.40	0.1738	18.25	0.0668
Limit	ERP < 7W			Result		PASS	

LTE Band 5 / 10MHz (Average) (GT - LC = -2 dB)							
Channel	Mode	RB		Conducted		ERP	
		Size	Offset	Power (dBm)	Power (Watts)	ERP(dBm)	ERP(W)
Lowest	QPSK	1	0	24.17	0.2612	20.02	0.1005
Middle		1	0	24.11	0.2576	19.96	0.0991
Highest		1	0	24.21	0.2636	20.06	0.1014
Lowest	16QAM	1	0	23.36	0.2168	19.21	0.0834
Middle		1	0	23.36	0.2168	19.21	0.0834
Highest		1	0	23.28	0.2128	19.13	0.0818
Lowest	64QAM	1	0	22.23	0.1671	18.08	0.0643
Middle		1	0	22.40	0.1738	18.25	0.0668
Highest		1	0	22.27	0.1687	18.12	0.0649
Limit	ERP < 7W			Result		PASS	

LTE Band 12 / 1.4MHz (Average) (GT - LC = -3.5 dB)							
Channel	Mode	RB		Conducted		ERP	
		Size	Offset	Power (dBm)	Power (Watts)	ERP(dBm)	ERP(W)
Lowest	QPSK	1	3	23.94	0.2477	18.29	0.0675
Middle		1	3	23.98	0.2500	18.33	0.0681
Highest		1	3	23.95	0.2483	18.30	0.0676
Lowest	16QAM	1	3	23.22	0.2099	17.57	0.0571
Middle		1	3	23.24	0.2109	17.59	0.0574
Highest		1	3	23.19	0.2084	17.54	0.0568
Lowest	64QAM	1	3	22.17	0.1648	16.52	0.0449
Middle		1	3	22.21	0.1663	16.56	0.0453
Highest		1	3	22.16	0.1644	16.51	0.0448
Limit	ERP < 3W			Result		PASS	

LTE Band 12 / 3MHz (Average) (GT - LC = -3.5 dB)							
Channel	Mode	RB		Conducted		ERP	
		Size	Offset	Power (dBm)	Power (Watts)	ERP(dBm)	ERP(W)
Lowest	QPSK	1	8	24.00	0.2512	18.35	0.0684
Middle		1	8	24.02	0.2523	18.37	0.0687
Highest		1	8	24.01	0.2518	18.36	0.0685
Lowest	16QAM	1	8	23.31	0.2143	17.66	0.0583
Middle		1	8	23.31	0.2143	17.66	0.0583
Highest		1	8	23.31	0.2143	17.66	0.0583
Lowest	64QAM	1	8	22.23	0.1671	16.58	0.0455
Middle		1	8	22.29	0.1694	16.64	0.0461
Highest		1	8	22.24	0.1675	16.59	0.0456
Limit	ERP < 3W			Result		PASS	

LTE Band 12 / 5MHz (Average) (GT - LC = -3.5 dB)							
Channel	Mode	RB		Conducted		ERP	
		Size	Offset	Power (dBm)	Power (Watts)	ERP(dBm)	ERP(W)
Lowest	QPSK	1	12	24.00	0.2512	18.35	0.0684
Middle		1	12	24.00	0.2512	18.35	0.0684
Highest		1	12	24.01	0.2518	18.36	0.0685
Lowest	16QAM	1	12	23.22	0.2099	17.57	0.0571
Middle		1	12	23.27	0.2123	17.62	0.0578
Highest		1	12	23.24	0.2109	17.59	0.0574
Lowest	64QAM	1	12	22.18	0.1652	16.53	0.0450
Middle		1	12	22.26	0.1683	16.61	0.0458
Highest		1	12	22.20	0.1660	16.55	0.0452
Limit	ERP < 3W			Result		PASS	

LTE Band 12 / 10MHz (Average) (GT - LC = -3.5 dB)							
Channel	Mode	RB		Conducted		ERP	
		Size	Offset	Power (dBm)	Power (Watts)	ERP(dBm)	ERP(W)
Lowest	QPSK	1	0	24.03	0.2529	18.38	0.0689
Middle		1	0	23.99	0.2506	18.34	0.0682
Highest		1	0	23.97	0.2495	18.32	0.0679
Lowest	16QAM	1	49	23.35	0.2163	17.70	0.0589
Middle		1	49	23.22	0.2099	17.57	0.0571
Highest		1	49	23.22	0.2099	17.57	0.0571
Lowest	64QAM	1	49	22.31	0.1702	16.66	0.0463
Middle		1	49	22.21	0.1663	16.56	0.0453
Highest		1	49	22.18	0.1652	16.53	0.0450
Limit	ERP < 3W			Result		PASS	

LTE Band 13 / 5MHz (Average) (GT - LC = -3.5 dB)							
Channel	Mode	RB		Conducted		ERP	
		Size	Offset	Power (dBm)	Power (Watts)	ERP(dBm)	ERP(W)
Lowest	QPSK	1	24	23.90	0.2455	18.25	0.0668
Middle		1	24	23.89	0.2449	18.24	0.0667
Highest		1	24	23.91	0.2460	18.26	0.0670
Lowest	16QAM	1	12	22.33	0.1710	16.68	0.0466
Middle		1	12	23.26	0.2118	17.61	0.0577
Highest		1	12	23.27	0.2123	17.62	0.0578
Lowest	64QAM	1	12	21.30	0.1349	15.65	0.0367
Middle		1	12	22.23	0.1671	16.58	0.0455
Highest		1	12	22.22	0.1667	16.57	0.0454
Limit	ERP < 3W			Result		PASS	

LTE Band 13 / 10MHz (Average) (GT - LC = -3.5 dB)							
Channel	Mode	RB		Conducted		ERP	
		Size	Offset	Power (dBm)	Power (Watts)	ERP(dBm)	ERP(W)
Lowest	QPSK	-	-	-	-	-	-
Middle		1	49	23.92	0.2466	18.27	0.0671
Highest		-	-	-	-	-	-
Lowest	16QAM	-	-	-	-	-	-
Middle		1	49	23.18	0.2080	17.53	0.0566
Highest		-	-	-	-	-	-
Lowest	64QAM	-	-	-	-	-	-
Middle		1	49	22.18	0.1652	16.53	0.0450
Highest		-	-	-	-	-	-
Limit	ERP < 3W			Result		PASS	

LTE Band 26 / 1.4MHz (Average) (GT - LC = -2 dB)							
Channel	Mode	RB		Conducted		ERP	
		Size	Offset	Power (dBm)	Power (Watts)	ERP(dBm)	ERP(W)
Lowest	QPSK	1	3	23.96	0.2489	19.81	0.0957
Middle		1	3	24.07	0.2553	19.92	0.0982
Highest		1	3	23.96	0.2489	19.81	0.0957
Lowest	16QAM	1	3	23.31	0.2143	19.16	0.0824
Middle		1	3	23.39	0.2183	19.24	0.0839
Highest		1	3	23.27	0.2123	19.12	0.0817
Lowest	64QAM	1	3	22.22	0.1667	18.07	0.0641
Middle		1	3	22.32	0.1706	18.17	0.0656
Highest		1	3	22.18	0.1652	18.03	0.0635
Limit	ERP < 7W			Result		PASS	

LTE Band 26 / 3MHz (Average) (GT - LC = -2 dB)							
Channel	Mode	RB		Conducted		ERP	
		Size	Offset	Power (dBm)	Power (Watts)	ERP(dBm)	ERP(W)
Lowest	QPSK	1	8	24.08	0.2559	19.93	0.0984
Middle		1	8	24.11	0.2576	19.96	0.0991
Highest		1	8	24.06	0.2547	19.91	0.0979
Lowest	16QAM	1	8	23.36	0.2168	19.21	0.0834
Middle		1	8	23.50	0.2239	19.35	0.0861
Highest		1	8	23.41	0.2193	19.26	0.0843
Lowest	64QAM	1	8	22.28	0.1690	18.13	0.0650
Middle		1	8	22.44	0.1754	18.29	0.0675
Highest		1	8	22.28	0.1690	18.13	0.0650
Limit	ERP < 7W			Result		PASS	

LTE Band 26 / 5MHz (Average) (GT - LC = -2 dB)							
Channel	Mode	RB		Conducted		ERP	
		Size	Offset	Power (dBm)	Power (Watts)	ERP(dBm)	ERP(W)
Lowest	QPSK	1	12	23.99	0.2506	19.84	0.0964
Middle		1	12	24.09	0.2564	19.94	0.0986
Highest		1	12	24.01	0.2518	19.86	0.0968
Lowest	16QAM	1	12	23.31	0.2143	19.16	0.0824
Middle		1	12	23.44	0.2208	19.29	0.0849
Highest		1	12	23.37	0.2173	19.22	0.0836
Lowest	64QAM	1	12	22.26	0.1683	18.11	0.0647
Middle		1	12	22.33	0.1710	18.18	0.0658
Highest		1	12	22.30	0.1698	18.15	0.0653
Limit	ERP < 7W			Result		PASS	

LTE Band 26 / 10MHz (Average) (GT - LC = -2 dB)							
Channel	Mode	RB		Conducted		ERP	
		Size	Offset	Power (dBm)	Power (Watts)	ERP(dBm)	ERP(W)
Lowest	QPSK	1	0	23.96	0.2489	19.81	0.0957
Middle		1	0	24.09	0.2564	19.94	0.0986
Highest		1	0	24.13	0.2588	19.98	0.0995
Lowest	16QAM	1	0	23.31	0.2143	19.16	0.0824
Middle		1	0	23.40	0.2188	19.25	0.0841
Highest		1	0	23.47	0.2223	19.32	0.0855
Lowest	64QAM	1	0	22.18	0.1652	18.03	0.0635
Middle		1	0	22.33	0.1710	18.18	0.0658
Highest		1	0	22.41	0.1742	18.26	0.0670
Limit	ERP < 7W			Result		PASS	

LTE Band 26 / 15MHz (Average) (GT - LC = -2 dB)							
Channel	Mode	RB		Conducted		ERP	
		Size	Offset	Power (dBm)	Power (Watts)	ERP(dBm)	ERP(W)
Lowest	QPSK	1	0	24.13	0.2588	19.98	0.0995
Middle		1	0	24.23	0.2649	20.08	0.1019
Highest		1	0	24.17	0.2612	20.02	0.1005
Lowest	16QAM	1	74	23.50	0.2239	19.35	0.0861
Middle		1	74	23.50	0.2239	19.35	0.0861
Highest		1	74	23.43	0.2203	19.28	0.0847
Lowest	64QAM	1	0	22.38	0.1730	18.23	0.0665
Middle		1	0	22.46	0.1762	18.31	0.0678
Highest		1	0	22.45	0.1758	18.30	0.0676
Limit	ERP < 7W			Result		PASS	

LTE Band 66 / 1.4MHz (Average) (GT - LC = -2 dB)							
Channel	Mode	RB		Conducted		EIRP	
		Size	Offset	Power (dBm)	Power (Watts)	EIRP(dBm)	EIRP(W)
Lowest	QPSK	3	1	23.02	0.2004	21.02	0.1265
Middle		3	1	24.01	0.2518	22.01	0.1589
Highest		3	1	23.30	0.2138	21.30	0.1349
Lowest	16QAM	1	3	22.38	0.1730	20.38	0.1091
Middle		1	3	23.29	0.2133	21.29	0.1346
Highest		1	3	22.47	0.1766	20.47	0.1114
Lowest	64QAM	1	3	21.05	0.1274	19.05	0.0804
Middle		1	3	22.32	0.1706	20.32	0.1076
Highest		1	3	21.44	0.1393	19.44	0.0879
Limit	EIRP < 1W			Result		PASS	

LTE Band 66 / 3MHz (Average) (GT - LC = -2 dB)							
Channel	Mode	RB		Conducted		EIRP	
		Size	Offset	Power (dBm)	Power (Watts)	EIRP(dBm)	EIRP(W)
Lowest	QPSK	1	0	23.14	0.2061	21.14	0.1300
Middle		1	0	24.07	0.2553	22.07	0.1611
Highest		1	0	23.97	0.2495	21.97	0.1574
Lowest	16QAM	1	0	23.40	0.2188	21.40	0.1380
Middle		1	0	23.32	0.2148	21.32	0.1355
Highest		1	0	23.30	0.2138	21.30	0.1349
Lowest	64QAM	1	0	21.31	0.1352	19.31	0.0853
Middle		1	0	22.27	0.1687	20.27	0.1064
Highest		1	0	22.30	0.1698	20.30	0.1072
Limit	EIRP < 1W			Result		PASS	

LTE Band 66 / 5MHz (Average) (GT - LC = -2 dB)							
Channel	Mode	RB		Conducted		EIRP	
		Size	Offset	Power (dBm)	Power (Watts)	EIRP(dBm)	EIRP(W)
Lowest	QPSK	1	0	23.07	0.2028	21.07	0.1279
Middle		1	0	23.98	0.2500	21.98	0.1578
Highest		1	0	24.09	0.2564	22.09	0.1618
Lowest	16QAM	1	0	23.42	0.2198	21.42	0.1387
Middle		1	0	23.48	0.2228	21.48	0.1406
Highest		1	0	23.30	0.2138	21.30	0.1349
Lowest	64QAM	1	0	21.38	0.1374	19.38	0.0867
Middle		1	0	22.41	0.1742	20.41	0.1099
Highest		1	0	22.34	0.1714	20.34	0.1081
Limit	EIRP < 1W			Result		PASS	

LTE Band 66 / 10MHz (Average) (GT - LC = -2 dB)							
Channel	Mode	RB		Conducted		EIRP	
		Size	Offset	Power (dBm)	Power (Watts)	EIRP(dBm)	EIRP(W)
Lowest	QPSK	1	0	23.15	0.2065	21.15	0.1303
Middle		1	0	24.01	0.2518	22.01	0.1589
Highest		1	0	24.02	0.2523	22.02	0.1592
Lowest	16QAM	1	0	23.34	0.2158	21.34	0.1361
Middle		1	0	23.44	0.2208	21.44	0.1393
Highest		1	0	23.38	0.2178	21.38	0.1374
Lowest	64QAM	1	0	21.31	0.1352	19.31	0.0853
Middle		1	0	22.32	0.1706	20.32	0.1076
Highest		1	0	22.32	0.1706	20.32	0.1076
Limit	EIRP < 1W			Result		PASS	

LTE Band 66 / 15MHz (Average) (GT - LC = -2 dB)							
Channel	Mode	RB		Conducted		EIRP	
		Size	Offset	Power (dBm)	Power (Watts)	EIRP(dBm)	EIRP(W)
Lowest	QPSK	1	0	23.22	0.2099	21.22	0.1324
Middle		1	0	24.20	0.2630	22.20	0.1660
Highest		1	0	24.06	0.2547	22.06	0.1607
Lowest	16QAM	1	0	22.56	0.1803	20.56	0.1138
Middle		1	0	23.46	0.2218	21.46	0.1400
Highest		1	0	23.50	0.2239	21.50	0.1413
Lowest	64QAM	1	0	21.29	0.1346	19.29	0.0849
Middle		1	0	22.48	0.1770	20.48	0.1117
Highest		1	0	22.33	0.1710	20.33	0.1079
Limit	EIRP < 1W			Result		PASS	

LTE Band 66 / 20MHz (Average) (GT - LC = -2 dB)							
Channel	Mode	RB		Conducted		EIRP	
		Size	Offset	Power (dBm)	Power (Watts)	EIRP(dBm)	EIRP(W)
Lowest	QPSK	1	0	23.48	0.2228	21.48	0.1406
Middle		1	0	24.22	0.2642	22.22	0.1667
Highest		1	0	23.90	0.2455	21.90	0.1549
Lowest	16QAM	1	49	23.41	0.2193	21.41	0.1384
Middle		1	49	23.50	0.2239	21.50	0.1413
Highest		1	49	23.02	0.2004	21.02	0.1265
Lowest	64QAM	1	99	22.38	0.1730	20.38	0.1091
Middle		1	99	22.27	0.1687	20.27	0.1064
Highest		1	99	22.49	0.1774	20.49	0.1119
Limit	EIRP < 1W			Result		PASS	

LTE Band 71 / 5MHz (Average) (GT - LC = -4 dB)							
Channel	Mode	RB		Conducted		ERP	
		Size	Offset	Power (dBm)	Power (Watts)	ERP(dBm)	ERP(W)
Lowest	QPSK	1	0	23.90	0.2455	17.75	0.0596
Middle		1	0	23.91	0.2460	17.76	0.0597
Highest		1	0	23.92	0.2466	17.77	0.0598
Lowest	16QAM	1	0	23.24	0.2109	17.09	0.0512
Middle		1	0	23.24	0.2109	17.09	0.0512
Highest		1	0	23.24	0.2109	17.09	0.0512
Lowest	64QAM	1	0	22.20	0.1660	16.05	0.0403
Middle		1	0	22.21	0.1663	16.06	0.0404
Highest		1	0	22.22	0.1667	16.07	0.0405
Limit	ERP < 3W			Result		PASS	

LTE Band 71 / 10MHz (Average) (GT - LC = -4 dB)							
Channel	Mode	RB		Conducted		ERP	
		Size	Offset	Power (dBm)	Power (Watts)	ERP(dBm)	ERP(W)
Lowest	QPSK	1	0	24.01	0.2518	17.86	0.0611
Middle		1	0	24.03	0.2529	17.88	0.0614
Highest		1	0	24.01	0.2518	17.86	0.0611
Lowest	16QAM	1	0	23.39	0.2183	17.24	0.0530
Middle		1	0	23.42	0.2198	17.27	0.0533
Highest		1	0	23.37	0.2173	17.22	0.0527
Lowest	64QAM	1	0	22.28	0.1690	16.13	0.0410
Middle		1	0	22.30	0.1698	16.15	0.0412
Highest		1	0	22.34	0.1714	16.19	0.0416
Limit	ERP < 3W			Result		PASS	

LTE Band 71 / 15MHz (Average) (GT - LC = -4 dB)							
Channel	Mode	RB		Conducted		ERP	
		Size	Offset	Power (dBm)	Power (Watts)	ERP(dBm)	ERP(W)
Lowest	QPSK	1	0	24.17	0.2612	18.02	0.0634
Middle		1	0	24.18	0.2618	18.03	0.0635
Highest		1	0	24.19	0.2624	18.04	0.0637
Lowest	16QAM	1	0	23.48	0.2228	17.33	0.0541
Middle		1	0	23.50	0.2239	17.35	0.0543
Highest		1	0	23.49	0.2234	17.34	0.0542
Lowest	64QAM	1	0	22.40	0.1738	16.25	0.0422
Middle		1	0	22.40	0.1738	16.25	0.0422
Highest		1	0	22.39	0.1734	16.24	0.0421
Limit	ERP < 3W			Result		PASS	

LTE Band 71 / 20MHz (Average) (GT - LC = -4 dB)							
Channel	Mode	RB		Conducted		ERP	
		Size	Offset	EIRP(dBm)	EIRP(W)	ERP(dBm)	ERP(W)
Lowest	QPSK	1	0	24.19	0.2624	18.04	0.0637
Middle		1	0	24.21	0.2636	18.06	0.0640
Highest		1	0	24.22	0.2642	18.07	0.0641
Lowest	16QAM	1	99	23.45	0.2213	17.30	0.0537
Middle		1	99	23.47	0.2223	17.32	0.0540
Highest		1	99	23.49	0.2234	17.34	0.0542
Lowest	64QAM	1	0	22.49	0.1774	16.34	0.0431
Middle		1	0	22.45	0.1758	16.30	0.0427
Highest		1	0	22.49	0.1774	16.34	0.0431
Limit	ERP < 3W			Result		PASS	

<For Ant. 3>

LTE Band 7 / 5MHz (Average) (GT - LC = 1 dB)							
Channel	Mode	RB		Conducted		EIRP	
		Size	Offset	Power (dBm)	Power (Watts)	EIRP(dBm)	EIRP(W)
Lowest	QPSK	1	12	23.40	0.2188	24.40	0.2754
Middle		1	12	23.95	0.2483	24.95	0.3126
Highest		1	12	23.90	0.2455	24.90	0.3090
Lowest	16QAM	1	12	22.80	0.1905	23.80	0.2399
Middle		1	12	23.34	0.2158	24.34	0.2716
Highest		1	12	23.26	0.2118	24.26	0.2667
Lowest	64QAM	1	12	21.64	0.1459	22.64	0.1837
Middle		1	12	22.26	0.1683	23.26	0.2118
Highest		1	12	22.18	0.1652	23.18	0.2080
Limit	EIRP < 2W			Result		PASS	

LTE Band 7 / 10MHz (Average) (GT - LC = 1 dB)							
Channel	Mode	RB		Conducted		EIRP	
		Size	Offset	Power (dBm)	Power (Watts)	EIRP(dBm)	EIRP(W)
Lowest	QPSK	1	49	23.84	0.2421	24.84	0.3048
Middle		1	49	23.95	0.2483	24.95	0.3126
Highest		1	49	23.86	0.2432	24.86	0.3062
Lowest	16QAM	1	49	23.24	0.2109	24.24	0.2655
Middle		1	49	23.26	0.2118	24.26	0.2667
Highest		1	49	23.24	0.2109	24.24	0.2655
Lowest	64QAM	1	49	22.16	0.1644	23.16	0.2070
Middle		1	49	22.23	0.1671	23.23	0.2104
Highest		1	49	22.11	0.1626	23.11	0.2046
Limit	EIRP < 2W			Result		PASS	

LTE Band 7 / 15MHz (Average) (GT - LC = 1 dB)							
Channel	Mode	RB		Conducted		EIRP	
		Size	Offset	Power (dBm)	Power (Watts)	EIRP(dBm)	EIRP(W)
Lowest	QPSK	1	74	24.06	0.2547	25.06	0.3206
Middle		1	74	24.08	0.2559	25.08	0.3221
Highest		1	74	24.03	0.2529	25.03	0.3184
Lowest	16QAM	1	74	23.46	0.2218	24.46	0.2793
Middle		1	74	23.45	0.2213	24.45	0.2786
Highest		1	74	23.46	0.2218	24.46	0.2793
Lowest	64QAM	1	74	22.35	0.1718	23.35	0.2163
Middle		1	74	22.39	0.1734	23.39	0.2183
Highest		1	74	22.39	0.1734	23.39	0.2183
Limit	EIRP < 2W			Result		PASS	

LTE Band 7 / 20MHz (Average) (GT - LC = 1 dB)							
Channel	Mode	RB		Conducted		EIRP	
		Size	Offset	Power (dBm)	Power (Watts)	EIRP(dBm)	EIRP(W)
Lowest	QPSK	1	0	24.09	0.2564	25.09	0.3228
Middle		1	0	24.13	0.2588	25.13	0.3258
Highest		1	0	24.11	0.2576	25.11	0.3243
Lowest	16QAM	1	99	23.46	0.2218	24.46	0.2793
Middle		1	99	23.44	0.2208	24.44	0.2780
Highest		1	99	23.46	0.2218	24.46	0.2793
Lowest	64QAM	1	99	22.39	0.1734	23.39	0.2183
Middle		1	99	22.35	0.1718	23.35	0.2163
Highest		1	99	22.37	0.1726	23.37	0.2173
Limit	EIRP < 2W			Result		PASS	

LTE Band 41 / 5MHz (Average) (GT - LC = 1 dB)							
Channel	Mode	RB		Conducted		EIRP	
		Size	Offset	Power (dBm)	Power (Watts)	EIRP(dBm)	EIRP(W)
Lowest	QPSK	1	0	24.15	0.2600	25.15	0.3273
Middle		1	0	23.93	0.2472	24.93	0.3112
Highest		1	0	23.94	0.2477	24.94	0.3119
Lowest	16QAM	1	0	23.30	0.2138	24.30	0.2692
Middle		1	0	23.12	0.2051	24.12	0.2582
Highest		1	0	23.11	0.2046	24.11	0.2576
Lowest	64QAM	1	0	21.91	0.1552	22.91	0.1954
Middle		1	0	21.69	0.1476	22.69	0.1858
Highest		1	0	21.68	0.1472	22.68	0.1854
Limit	EIRP < 2W			Result		PASS	

LTE Band 41 / 10MHz (Average) (GT - LC = 1 dB)							
Channel	Mode	RB		Conducted		EIRP	
		Size	Offset	Power (dBm)	Power (Watts)	EIRP(dBm)	EIRP(W)
Lowest	QPSK	1	49	23.96	0.2489	24.96	0.3133
Middle		1	49	23.85	0.2427	24.85	0.3055
Highest		1	49	23.81	0.2404	24.81	0.3027
Lowest	16QAM	1	0	23.12	0.2051	24.12	0.2582
Middle		1	0	23.14	0.2061	24.14	0.2594
Highest		1	0	23.03	0.2009	24.03	0.2529
Lowest	64QAM	1	0	21.82	0.1521	22.82	0.1914
Middle		1	0	21.82	0.1521	22.82	0.1914
Highest		1	0	21.76	0.1500	22.76	0.1888
Limit	EIRP < 2W			Result		PASS	

LTE Band 41 / 15MHz (Average) (GT - LC = 1 dB)							
Channel	Mode	RB		Conducted		EIRP	
		Size	Offset	Power (dBm)	Power (Watts)	EIRP(dBm)	EIRP(W)
Lowest	QPSK	1	0	24.19	0.2624	25.19	0.3304
Middle		1	0	24.27	0.2673	25.27	0.3365
Highest		1	0	24.16	0.2606	25.16	0.3281
Lowest	16QAM	1	0	23.40	0.2188	24.40	0.2754
Middle		1	0	23.39	0.2183	24.39	0.2748
Highest		1	0	23.36	0.2168	24.36	0.2729
Lowest	64QAM	1	0	22.01	0.1589	23.01	0.2000
Middle		1	0	22.03	0.1596	23.03	0.2009
Highest		1	0	21.96	0.1570	22.96	0.1977
Limit	EIRP < 2W			Result		PASS	

LTE Band 41 / 20MHz (Average) (GT - LC = 1 dB)							
Channel	Mode	RB		Conducted		EIRP	
		Size	Offset	Power (dBm)	Power (Watts)	EIRP(dBm)	EIRP(W)
Lowest	QPSK	1	0	24.15	0.2600	25.15	0.3273
Middle		1	0	24.28	0.2679	25.28	0.3373
Highest		1	0	24.23	0.2649	25.23	0.3334
Lowest	16QAM	1	0	23.32	0.2148	24.32	0.2704
Middle		1	0	23.48	0.2228	24.48	0.2805
Highest		1	0	23.40	0.2188	24.40	0.2754
Lowest	64QAM	1	0	21.94	0.1563	22.94	0.1968
Middle		1	0	22.02	0.1592	23.02	0.2004
Highest		1	0	21.99	0.1581	22.99	0.1991
Limit	EIRP < 2W			Result		PASS	

LTE Band 41 (HPUE) / 5MHz (Average) (GT - LC = 1 dB)							
Channel	Mode	RB		Conducted		EIRP	
		Size	Offset	Power (dBm)	Power (Watts)	EIRP(dBm)	EIRP(W)
Lowest	QPSK	1	0	26.03	0.4009	27.03	0.5047
Middle		1	0	25.87	0.3864	26.87	0.4864
Highest		1	0	25.86	0.3855	26.86	0.4853
Lowest	16QAM	1	0	25.41	0.3475	26.41	0.4375
Middle		1	0	25.21	0.3319	26.21	0.4178
Highest		1	0	25.20	0.3311	26.20	0.4169
Lowest	64QAM	1	0	24.21	0.2636	25.21	0.3319
Middle		1	0	24.04	0.2535	25.04	0.3192
Highest		1	0	24.03	0.2529	25.03	0.3184
Limit	EIRP < 2W			Result		PASS	

LTE Band 41 (HPUE) / 10MHz (Average) (GT - LC = 1 dB)							
Channel	Mode	RB		Conducted		EIRP	
		Size	Offset	Power (dBm)	Power (Watts)	EIRP(dBm)	EIRP(W)
Lowest	QPSK	1	0	25.88	0.3873	26.88	0.4875
Middle		1	0	25.86	0.3855	26.86	0.4853
Highest		1	0	25.83	0.3828	26.83	0.4819
Lowest	16QAM	1	0	25.23	0.3334	26.23	0.4198
Middle		1	0	25.30	0.3388	26.30	0.4266
Highest		1	0	25.23	0.3334	26.23	0.4198
Lowest	64QAM	1	0	24.05	0.2541	25.05	0.3199
Middle		1	0	24.09	0.2564	25.09	0.3228
Highest		1	0	24.07	0.2553	25.07	0.3214
Limit	EIRP < 2W			Result		PASS	

LTE Band 41 (HPUE) / 15MHz (Average) (GT - LC = 1 dB)							
Channel	Mode	RB		Conducted		EIRP	
		Size	Offset	Power (dBm)	Power (Watts)	EIRP(dBm)	EIRP(W)
Lowest	QPSK	1	0	25.99	0.3972	26.99	0.5000
Middle		1	0	26.03	0.4009	27.03	0.5047
Highest		1	0	26.01	0.3990	27.01	0.5023
Lowest	16QAM	1	0	25.31	0.3396	26.31	0.4276
Middle		1	0	25.40	0.3467	26.40	0.4365
Highest		1	0	25.43	0.3491	26.43	0.4395
Lowest	64QAM	1	0	24.15	0.2600	25.15	0.3273
Middle		1	0	24.20	0.2630	25.20	0.3311
Highest		1	0	24.25	0.2661	25.25	0.3350
Limit	EIRP < 2W			Result		PASS	

LTE Band 41 (HPUE) / 20MHz (Average) (GT - LC = 1 dB)							
Channel	Mode	RB		Conducted		EIRP	
		Size	Offset	Power (dBm)	Power (Watts)	EIRP(dBm)	EIRP(W)
Lowest	QPSK	1	0	25.91	0.3899	26.91	0.4909
Middle		1	0	26.04	0.4018	27.04	0.5058
Highest		1	0	25.91	0.3899	26.91	0.4909
Lowest	16QAM	1	0	25.33	0.3412	26.33	0.4295
Middle		1	0	25.44	0.3499	26.44	0.4406
Highest		1	0	25.26	0.3357	26.26	0.4227
Lowest	64QAM	1	0	24.14	0.2594	25.14	0.3266
Middle		1	0	24.24	0.2655	25.24	0.3342
Highest		1	0	23.98	0.2500	24.98	0.3148
Limit	EIRP < 2W			Result		PASS	

LTE Band 41_CA / 20 + 20 MHz (GT - LC = 1 dB)									
Channel	Mode	PCC RB		SCC RB		Conducted		EIRP	
		Size	Offset	Size	Offset	Power (dBm)	Power (Watts)	EIRP(dBm)	EIRP(W)
Lowest	QPSK	0	0	1	99	22.72	0.1871	23.72	0.2355
Middle		0	0	1	99	22.07	0.1611	23.07	0.2028
Highest		0	0	1	99	21.42	0.1387	22.42	0.1746
Lowest	16QAM	100	0	1	99	21.76	0.1500	22.76	0.1888
Middle		100	0	1	99	21.60	0.1445	22.60	0.1820
Highest		100	0	1	99	21.93	0.1560	22.93	0.1963
Lowest	64QAM	100	0	1	99	21.53	0.1422	22.53	0.1791
Middle		100	0	1	99	21.47	0.1403	22.47	0.1766
Highest		100	0	1	99	21.69	0.1476	22.69	0.1858
Limit	EIRP < 2W					Result		PASS	

LTE Band 41_CA / 20 + 15 MHz (GT - LC = 1 dB)									
Channel	Mode	PCC RB		SCC RB		Conducted		EIRP	
		Size	Offset	Size	Offset	Power (dBm)	Power (Watts)	EIRP(dBm)	EIRP(W)
Lowest	QPSK	1	99	1	0	21.89	0.1545	22.89	0.1945
Middle		1	99	1	0	21.81	0.1517	22.81	0.1910
Highest		1	99	1	0	21.64	0.1459	22.64	0.1837
Lowest	16QAM	1	99	1	0	21.12	0.1294	22.12	0.1629
Middle		1	99	1	0	20.84	0.1213	21.84	0.1528
Highest		1	99	1	0	20.80	0.1202	21.80	0.1514
Lowest	64QAM	1	99	1	0	18.80	0.0759	19.80	0.0955
Middle		1	99	1	0	18.76	0.0752	19.76	0.0946
Highest		1	99	1	0	21.72	0.1486	22.72	0.1871
Limit	EIRP < 2W					Result		PASS	

LTE Band 41_CA / 15 + 20 MHz (GT - LC = 1 dB)									
Channel	Mode	PCC RB		SCC RB		Conducted		EIRP	
		Size	Offset	Size	Offset	Power (dBm)	Power (Watts)	EIRP(dBm)	EIRP(W)
Lowest	QPSK	1	74	1	0	21.80	0.1514	22.80	0.1905
Middle		1	74	1	0	21.47	0.1403	22.47	0.1766
Highest		1	74	1	0	21.46	0.1400	22.46	0.1762
Lowest	16QAM	1	74	1	0	21.03	0.1268	22.03	0.1596
Middle		1	74	1	0	20.62	0.1153	21.62	0.1452
Highest		1	74	1	0	20.67	0.1167	21.67	0.1469
Lowest	64QAM	75	0	100	0	19.43	0.0877	20.43	0.1104
Middle		75	0	100	0	19.09	0.0811	20.09	0.1021
Highest		75	0	100	0	19.04	0.0802	20.04	0.1009
Limit	EIRP < 2W					Result		PASS	

LTE Band 41_CA / 20 + 10 MHz (GT - LC = 1 dB)									
Channel	Mode	PCC RB		SCC RB		Conducted		EIRP	
		Size	Offset	Size	Offset	Power (dBm)	Power (Watts)	EIRP(dBm)	EIRP(W)
Lowest	QPSK	1	99	1	0	21.86	0.1535	22.86	0.1932
Middle		1	99	1	0	21.65	0.1462	22.65	0.1841
Highest		1	99	1	0	22.13	0.1633	23.13	0.2056
Lowest	16QAM	1	99	1	0	21.06	0.1276	22.06	0.1607
Middle		1	99	1	0	20.92	0.1236	21.92	0.1556
Highest		1	99	1	0	20.77	0.1194	21.77	0.1503
Lowest	64QAM	1	99	1	0	18.70	0.0741	19.70	0.0933
Middle		1	99	1	0	18.59	0.0723	19.59	0.0910
Highest		1	99	1	0	22.51	0.1782	23.51	0.2244
Limit	EIRP < 2W					Result		PASS	

LTE Band 41_CA / 10 + 20 MHz (GT - LC = 1 dB)									
Channel	Mode	PCC RB		SCC RB		Conducted		EIRP	
		Size	Offset	Size	Offset	Power (dBm)	Power (Watts)	EIRP(dBm)	EIRP(W)
Lowest	QPSK	1	49	1	0	21.71	0.1483	22.71	0.1866
Middle		1	49	1	0	21.59	0.1442	22.59	0.1816
Highest		1	49	1	0	21.40	0.1380	22.40	0.1738
Lowest	16QAM	1	49	1	0	20.87	0.1222	21.87	0.1538
Middle		1	49	1	0	20.62	0.1153	21.62	0.1452
Highest		1	49	1	0	20.59	0.1146	21.59	0.1442
Lowest	64QAM	1	49	1	0	20.03	0.1007	21.03	0.1268
Middle		1	49	1	0	19.72	0.0938	20.72	0.1180
Highest		1	49	1	0	19.67	0.0927	20.67	0.1167
Limit	EIRP < 2W					Result		PASS	

LTE Band 41_CA / 20 + 5 MHz (GT - LC = 1 dB)									
Channel	Mode	PCC RB		SCC RB		Conducted		EIRP	
		Size	Offset	Size	Offset	Power (dBm)	Power (Watts)	EIRP(dBm)	EIRP(W)
Lowest	QPSK	1	99	1	0	21.73	0.1489	22.73	0.1875
Middle		1	99	1	0	21.26	0.1337	22.26	0.1683
Highest		1	99	1	0	21.39	0.1377	22.39	0.1734
Lowest	16QAM	1	99	1	0	20.97	0.1250	21.97	0.1574
Middle		1	99	1	0	20.29	0.1069	21.29	0.1346
Highest		1	99	1	0	20.80	0.1202	21.80	0.1514
Lowest	64QAM	1	99	1	0	18.59	0.0723	19.59	0.0910
Middle		1	99	1	0	18.26	0.0670	19.26	0.0843
Highest		1	99	1	0	21.53	0.1422	22.53	0.1791
Limit	EIRP < 2W					Result		PASS	

LTE Band 41_CA / 5 + 20 MHz (GT - LC = 1 dB)									
Channel	Mode	PCC RB		SCC RB		Conducted		EIRP	
		Size	Offset	Size	Offset	Power (dBm)	Power (Watts)	EIRP(dBm)	EIRP(W)
Lowest	QPSK	1	24	1	0	22.06	0.1607	23.06	0.2023
Middle		1	24	1	0	22.46	0.1762	23.46	0.2218
Highest		1	24	1	0	22.33	0.1710	23.33	0.2153
Lowest	16QAM	1	24	1	0	21.25	0.1334	22.25	0.1679
Middle		1	24	1	0	21.56	0.1432	22.56	0.1803
Highest		1	24	1	0	21.43	0.1390	22.43	0.1750
Lowest	64QAM	1	24	1	0	20.41	0.1099	21.41	0.1384
Middle		1	24	1	0	21.66	0.1466	22.66	0.1845
Highest		1	24	1	0	20.79	0.1199	21.79	0.1510
Limit	EIRP < 2W					Result		PASS	

LTE Band 41_CA / 15 + 10 MHz (GT - LC = 1 dB)									
Channel	Mode	PCC RB		SCC RB		Conducted		EIRP	
		Size	Offset	Size	Offset	Power (dBm)	Power (Watts)	EIRP(dBm)	EIRP(W)
Lowest	QPSK	1	74	1	0	21.85	0.1531	22.85	0.1928
Middle		1	74	1	0	21.83	0.1524	22.83	0.1919
Highest		1	74	1	0	21.47	0.1403	22.47	0.1766
Lowest	16QAM	1	74	1	0	21.06	0.1276	22.06	0.1607
Middle		1	74	1	0	20.96	0.1247	21.96	0.1570
Highest		1	74	1	0	20.78	0.1197	21.78	0.1507
Lowest	64QAM	1	74	1	0	19.19	0.0830	20.19	0.1045
Middle		1	74	1	0	19.17	0.0826	20.17	0.1040
Highest		1	74	1	0	21.65	0.1462	22.65	0.1841
Limit	EIRP < 2W					Result		PASS	

LTE Band 41_CA / 10 + 15 MHz (GT - LC = 1 dB)									
Channel	Mode	PCC RB		SCC RB		Conducted		EIRP	
		Size	Offset	Size	Offset	Power (dBm)	Power (Watts)	EIRP(dBm)	EIRP(W)
Lowest	QPSK	1	49	1	0	21.64	0.1459	22.64	0.1837
Middle		1	49	1	0	21.55	0.1429	22.55	0.1799
Highest		1	49	1	0	21.45	0.1396	22.45	0.1758
Lowest	16QAM	1	49	1	0	20.81	0.1205	21.81	0.1517
Middle		1	49	1	0	20.75	0.1189	21.75	0.1496
Highest		1	49	1	0	20.82	0.1208	21.82	0.1521
Lowest	64QAM	1	49	1	0	19.99	0.0998	20.99	0.1256
Middle		1	49	1	0	19.43	0.0877	20.43	0.1104
Highest		1	49	1	0	19.98	0.0995	20.98	0.1253
Limit	EIRP < 2W					Result		PASS	

LTE Band 41_CA / 15 + 15 MHz (GT - LC = 1 dB)									
Channel	Mode	PCC RB		SCC RB		Conducted		EIRP	
		Size	Offset	Size	Offset	Power (dBm)	Power (Watts)	EIRP(dBm)	EIRP(W)
Lowest	QPSK	1	74	1	0	21.84	0.1528	22.84	0.1923
Middle		1	74	1	0	21.54	0.1426	22.54	0.1795
Highest		1	74	1	0	21.81	0.1517	22.81	0.1910
Lowest	16QAM	1	74	1	0	21.02	0.1265	22.02	0.1592
Middle		1	74	1	0	20.92	0.1236	21.92	0.1556
Highest		1	74	1	0	20.62	0.1153	21.62	0.1452
Lowest	64QAM	75	0	75	0	19.44	0.0879	20.44	0.1107
Middle		75	0	75	0	19.15	0.0822	20.15	0.1035
Highest		75	0	75	0	19.34	0.0859	20.34	0.1081
Limit	EIRP < 2W					Result		PASS	

Radiated Spurious Emission

<For Ant. 1>

LTE Band 2

LTE Band 2 / 20MHz / QPSK									
Channel	Frequency (MHz)	EIRP (dBm)	Limit (dBm)	Over Limit (dB)	SPA Reading (dBm)	S.G. Power (dBm)	TX Cable loss (dB)	TX Antenna Gain (dBi)	Polarization (H/V)
Lowest	3700	-47.45	-13	-34.45	-65.03	-58.68	1.23	12.46	H
	5555	-49.21	-13	-36.21	-70.83	-60.70	1.80	13.29	H
	7400	-50.37	-13	-37.37	-76.38	-59.18	2.43	11.24	H
									H
									H
									H
	3700	-43.97	-13	-30.97	-62.05	-55.20	1.23	12.46	V
	5555	-49.26	-13	-36.26	-71.67	-60.75	1.80	13.29	V
	7400	-50.41	-13	-37.41	-76.16	-59.22	2.43	11.24	V
									V
									V
									V
Middle	3742	-41.27	-13	-28.27	-58.89	-52.50	1.26	12.49	H
	5611	-50.38	-13	-37.38	-72.11	-61.82	1.83	13.28	H
	7484	-49.06	-13	-36.06	-75.79	-57.71	2.47	11.12	H
									H
									H
									H
	3742	-39.07	-13	-26.07	-57.25	-50.30	1.26	12.49	V
	5611	-48.54	-13	-35.54	-70.91	-59.98	1.83	13.28	V
	7484	-49.17	-13	-36.17	-75.62	-57.82	2.47	11.12	V
									V
									V
									V

Highest	3784	-40.03	-13	-27.03	-57.68	-51.27	1.29	12.53	H
	5674	-50.79	-13	-37.79	-72.61	-62.18	1.87	13.27	H
	7568	-49.57	-13	-36.57	-75.82	-58.18	2.53	11.14	H
									H
									H
									H
									H
	3784	-38.55	-13	-25.55	-56.85	-49.79	1.29	12.53	V
	5674	-50.26	-13	-37.26	-72.74	-61.65	1.87	13.27	V
	7568	-49.64	-13	-36.64	-75.91	-58.25	2.53	11.14	V
									V
									V
									V
									V

Remark: Spurious emissions within 30-1000MHz were found more than 20dB below limit line.

LTE Band 25

LTE Band 25 / 20MHz / QPSK									
Channel	Frequency (MHz)	EIRP (dBm)	Limit (dBm)	Over Limit (dB)	SPA Reading (dBm)	S.G. Power (dBm)	TX Cable loss (dB)	TX Antenna Gain (dBi)	Polarization (H/V)
Lowest	3700	-56.87	-13	-43.87	-74.44	-68.10	1.23	12.46	H
	5555	-53.84	-13	-40.84	-75.45	-65.33	1.80	13.29	H
	7404	-50.25	-13	-37.25	-76.29	-59.05	2.43	11.23	H
									H
									H
									H
									H
	3700	-56.60	-13	-43.60	-74.7	-67.83	1.23	12.46	V
	5555	-53.21	-13	-40.21	-75.61	-64.70	1.80	13.29	V
	7404	-50.35	-13	-37.35	-76.12	-59.15	2.43	11.23	V
									V
									V
									V
									V
Middle	3748	-56.46	-13	-43.46	-74.07	-67.69	1.26	12.50	H
	5624	-53.73	-13	-40.73	-75.46	-65.16	1.84	13.28	H
	7496	-48.60	-13	-35.60	-75.39	-57.23	2.48	11.11	H
									H
									H
									H
									H
	3748	-56.08	-13	-43.08	-74.27	-67.31	1.26	12.50	V
	5624	-53.24	-13	-40.24	-75.62	-64.67	1.84	13.28	V
	7496	-48.86	-13	-35.86	-75.43	-57.49	2.48	11.11	V
									V
									V
									V
									V

Highest	3791	-55.85	-13	-42.85	-73.52	-67.09	1.29	12.53	H
	5688	-54.29	-13	-41.29	-76.14	-65.67	1.88	13.26	H
	7585	-49.26	-13	-36.26	-75.39	-57.87	2.54	11.15	H
									H
									H
									H
									H
	3791	-56.14	-13	-43.14	-74.46	-67.38	1.29	12.53	V
	5688	-53.73	-13	-40.73	-76.24	-65.11	1.88	13.26	V
	7585	-49.29	-13	-36.29	-75.45	-57.90	2.54	11.15	V
									V
									V
									V
									V

Remark: Spurious emissions within 30-1000MHz were found more than 20dB below limit line.

LTE Band 5

LTE Band 5 / 10MHz / QPSK									
Channel	Frequency (MHz)	ERP (dBm)	Limit (dBm)	Over Limit (dB)	SPA Reading (dBm)	S.G. Power (dBm)	TX Cable loss (dB)	TX Antenna Gain (dBi)	Polarization (H/V)
Lowest	1648	-64.17	-13	-51.17	-72.91	-69.90	0.81	8.69	H
	2472	-60.12	-13	-47.12	-73.7	-67.69	1.04	10.76	H
	3296	-58.72	-13	-45.72	-74.33	-67.32	1.10	11.85	H
	4120	-50.01	-13	-37.01	-68.04	-59.16	1.38	12.68	H
									H
									H
									H
	1648	-64.60	-13	-51.60	-73.19	-70.33	0.81	8.69	V
	2472	-59.64	-13	-46.64	-73.36	-67.21	1.04	10.76	V
	3296	-58.12	-13	-45.12	-74.1	-66.72	1.10	11.85	V
	4120	-54.34	-13	-41.34	-73.08	-63.49	1.38	12.68	V
									V
									V
									V
Middle	1664	-63.83	-13	-50.83	-72.63	-69.62	0.82	8.76	H
	2496	-52.60	-13	-39.60	-66.21	-60.19	1.05	10.79	H
	3328	-58.67	-13	-45.67	-74.12	-67.34	1.10	11.92	H
	4160	-54.61	-13	-41.61	-72.71	-63.77	1.36	12.67	H
									H
									H
									H
	1664	-64.41	-13	-51.41	-73.06	-70.20	0.82	8.76	V
	2496	-56.13	-13	-43.13	-69.83	-63.72	1.05	10.79	V
	3328	-58.01	-13	-45.01	-73.92	-66.68	1.10	11.92	V
	4160	-55.04	-13	-42.04	-73.85	-64.20	1.36	12.67	V
									V
									V
									V

Highest	1680	-64.12	-13	-51.12	-72.98	-69.97	0.82	8.82	H
	2520	-54.92	-13	-41.92	-68.57	-62.54	1.05	10.82	H
	3360	-58.93	-13	-45.93	-74.21	-67.67	1.10	11.99	H
	4200	-53.80	-13	-40.80	-71.97	-62.97	1.34	12.66	H
									H
									H
									H
	1680	-63.99	-13	-50.99	-72.7	-69.84	0.82	8.82	V
	2520	-57.60	-13	-44.60	-71.33	-65.22	1.05	10.82	V
	3360	-58.04	-13	-45.04	-73.87	-66.78	1.10	11.99	V
	4200	-53.73	-13	-40.73	-72.6	-62.90	1.34	12.66	V
									V
									V
									V

Remark: Spurious emissions within 30-1000MHz were found more than 20dB below limit line.

LTE Band 26

LTE Band 26 / 15MHz / QPSK									
Channel	Frequency (MHz)	ERP (dBm)	Limit (dBm)	Over Limit (dB)	SPA Reading (dBm)	S.G. Power (dBm)	TX Cable loss (dB)	TX Antenna Gain (dBi)	Polarization (H/V)
Lowest	1648	-59.60	-13	-46.60	-68.34	-65.33	0.81	8.69	H
	2472	-60.07	-13	-47.07	-73.65	-67.64	1.04	10.76	H
	3296	-58.44	-13	-45.44	-74.05	-67.04	1.10	11.85	H
	4120	-51.51	-13	-38.51	-69.54	-60.66	1.38	12.68	H
									H
									H
									H
	1648	-61.99	-13	-48.99	-70.58	-67.72	0.81	8.69	V
	2472	-59.85	-13	-46.85	-73.57	-67.42	1.04	10.76	V
	3296	-57.99	-13	-44.99	-73.97	-66.59	1.10	11.85	V
	4120	-53.41	-13	-40.41	-72.15	-62.56	1.38	12.68	V
									V
									V
									V
Middle	1656	-58.87	-13	-45.87	-67.62	-64.62	0.82	8.72	H
	2484	-59.95	-13	-46.95	-73.54	-67.53	1.05	10.78	H
	3312	-58.36	-13	-45.36	-73.9	-67.00	1.10	11.89	H
									H
									H
									H
									H
	1656	-59.51	-13	-46.51	-68.12	-65.26	0.82	8.72	V
	2484	-60.31	-13	-47.31	-74.02	-67.89	1.05	10.78	V
	3312	-58.19	-13	-45.19	-74.14	-66.83	1.10	11.89	V
									V
									V
									V
									V

Highest	1672	-59.08	-13	-46.08	-67.9	-64.90	0.82	8.79	H
	2508	-60.29	-13	-47.29	-73.92	-67.90	1.05	10.81	H
	3344	-58.46	-13	-45.46	-73.84	-67.17	1.10	11.96	H
									H
									H
									H
									H
	1672	-59.66	-13	-46.66	-68.33	-65.48	0.82	8.79	V
	2508	-60.30	-13	-47.30	-74.02	-67.91	1.05	10.81	V
	3344	-57.75	-13	-44.75	-73.63	-66.46	1.10	11.96	V
									V
									V
									V
									V

Remark: Spurious emissions within 30-1000MHz were found more than 20dB below limit line.

LTE Band 12

LTE Band 12 / 10MHz / QPSK									
Channel	Frequency (MHz)	ERP (dBm)	Limit (dBm)	Over Limit (dB)	SPA Reading (dBm)	S.G. Power (dBm)	TX Cable loss (dB)	TX Antenna Gain (dBi)	Polarization (H/V)
Lowest	1400	-35.03	-13.00	-22.03	-45.04	-41.08	0.50	8.70	H
	2100	-58.26	-13.00	-45.26	-70.50	-66.00	0.59	10.48	H
	2800	-57.64	-13.00	-44.64	-72.58	-65.77	0.70	10.98	H
									H
									H
									H
									H
	1400	-38.69	-13.00	-25.69	-48.26	-44.74	0.50	8.70	V
	2100	-59.79	-13.00	-46.79	-72.10	-67.53	0.59	10.48	V
	2800	-56.05	-13.00	-43.05	-71.48	-64.18	0.70	10.98	V
									V
									V
									V
									V
Middle	1408	-34.28	-13.00	-21.28	-44.20	-40.38	0.50	8.75	H
	2112	-56.34	-13.00	-43.34	-68.77	-64.09	0.59	10.49	H
	2816	-58.74	-13.00	-45.74	-73.71	-66.87	0.71	10.99	H
									H
									H
									H
									H
	1408	-34.69	-13.00	-21.69	-44.22	-40.79	0.50	8.75	V
	2112	-56.99	-13.00	-43.99	-69.53	-64.74	0.59	10.49	V
	2816	-56.43	-13.00	-43.43	-71.89	-64.56	0.71	10.99	V
									V
									V
									V
									V

Highest	1416	-34.43	-13.00	-21.43	-44.26	-40.57	0.50	8.80	H
	2120	-60.92	-13.00	-47.92	-73.46	-68.67	0.59	10.50	H
	2824	-58.32	-13.00	-45.32	-73.31	-66.46	0.71	10.99	H
									H
									H
									H
									H
	1416	-33.03	-13.00	-20.03	-42.53	-39.17	0.50	8.80	V
	2120	-58.71	-13.00	-45.71	-71.37	-66.46	0.59	10.50	V
	2824	-54.76	-13.00	-41.76	-70.24	-62.90	0.71	10.99	V
									V
									V
									V
									V

Remark: Spurious emissions within 30-1000MHz were found more than 20dB below limit line.

LTE Band 13

LTE Band 13 / 5MHz / QPSK									
Channel	Frequency (MHz)	ERP (dBm)	Limit (dBm)	Over Limit (dB)	SPA Reading (dBm)	S.G. Power (dBm)	TX Cable loss (dB)	TX Antenna Gain (dBi)	Polarization (H/V)
Lowest	1560	-62.60	-42.15	-20.45	-71.51	-68.00	0.79	8.34	H
	2336	-60.18	-13	-47.18	-73.82	-67.59	1.01	10.57	H
	3120	-57.62	-13	-44.62	-73.63	-65.82	1.11	11.46	H
									H
									H
									H
									H
	1560	-63.60	-42.15	-21.45	-72.18	-69.00	0.79	8.34	V
	2336	-59.36	-13	-46.36	-73.66	-66.77	1.01	10.57	V
	3120	-57.08	-13	-44.08	-73.48	-65.28	1.11	11.46	V
									V
									V
									V
									V
Middle	1568	-64.40	-42.15	-22.25	-72.85	-69.83	0.79	8.37	H
	2352	-59.71	-13	-46.71	-73.30	-67.14	1.01	10.59	H
	3136	-57.91	-13	-44.91	-73.81	-66.15	1.11	11.50	H
									H
									H
									H
									H
	1568	-63.45	-42.15	-21.30	-72.15	-68.88	0.79	8.37	V
	2352	-59.80	-13	-46.80	-73.39	-67.23	1.01	10.59	V
	3136	-57.90	-13	-44.90	-73.83	-66.14	1.11	11.50	V
									V
									V
									V
									V

Highest	1576	-64.37	-42.15	-22.22	-72.69	-69.83	0.79	8.40	H
	2360	-60.38	-13	-47.38	-73.55	-67.82	1.01	10.60	H
	3147	-58.33	-13	-45.33	-74.10	-66.59	1.11	11.52	H
									H
									H
									H
									H
	1576	-64.69	-42.15	-22.54	-72.99	-70.15	0.79	8.40	V
	2360	-59.30	-13	-46.30	-73.46	-66.74	1.01	10.60	V
	3147	-58.51	-13	-45.51	-74.26	-66.77	1.11	11.52	V
									V
									V
									V
									V

LTE Band 13 / 10MHz / QPSK									
Channel	Frequency (MHz)	ERP (dBm)	Limit (dBm)	Over Limit (dB)	SPA Reading (dBm)	S.G. Power (dBm)	TX Cable loss (dB)	TX Antenna Gain (dBi)	Polarization (H/V)
Middle	1568	-64.40	-42.15	-22.25	-72.85	-69.83	0.79	8.37	H
	2352	-59.71	-13	-46.71	-73.30	-67.14	1.01	10.59	H
	3136	-57.91	-13	-44.91	-73.81	-66.15	1.11	11.50	H
									H
									H
									H
									H
	1568	-63.45	-42.15	-21.30	-72.15	-68.88	0.79	8.37	V
	2352	-59.80	-13	-46.80	-73.39	-67.23	1.01	10.59	V
	3136	-57.90	-13	-44.90	-73.83	-66.14	1.11	11.50	V
									V
									V
									V
									V

Remark: Spurious emissions within 30-1000MHz were found more than 20dB below limit line.

LTE Band 4

LTE Band 4 / 20MHz / QPSK									
Channel	Frequency (MHz)	EIRP (dBm)	Limit (dBm)	Over Limit (dB)	SPA Reading (dBm)	S.G. Power (dBm)	TX Cable loss (dB)	TX Antenna Gain (dBi)	Polarization (H/V)
Lowest	3448	-38.57	-13	-25.57	-55.01	-49.65	1.10	12.19	H
	5172	-55.30	-13	-42.30	-76.27	-66.66	1.55	12.91	H
	6896	-51.79	-13	-38.79	-76.08	-61.50	2.20	11.90	H
									H
									H
									H
									H
	3448	-33.79	-13	-20.79	-50.66	-44.87	1.10	12.19	V
	5172	-54.49	-13	-41.49	-76.14	-65.85	1.55	12.91	V
	6896	-51.09	-13	-38.09	-73.92	-60.80	2.20	11.90	V
									V
									V
									V
									V
Middle	3448	-46.11	-13	-33.11	-62.55	-57.19	1.10	12.19	H
	5170	-50.05	-13	-37.05	-71.01	-61.41	1.55	12.90	H
	6896	-51.46	-13	-38.46	-75.75	-61.17	2.20	11.90	H
									H
									H
									H
									H
	3448	-40.42	-13	-27.42	-57.29	-51.50	1.10	12.19	V
	5170	-46.85	-13	-33.85	-68.49	-58.21	1.55	12.90	V
	6896	-50.66	-13	-37.66	-75.33	-60.37	2.20	11.90	V
									V
									V
									V
									V

Highest	3469	-33.66	-13	-20.66	-50.45	-44.79	1.10	12.23	H
	5212	-44.50	-13	-31.50	-65.54	-55.88	1.57	12.95	H
	6944	-51.14	-13	-38.14	-75.44	-60.78	2.22	11.86	H
									H
									H
									H
									H
	3469	-30.00	-13	-17.00	-47.19	-41.13	1.10	12.23	V
	5212	-43.49	-13	-30.49	-65.24	-54.87	1.57	12.95	V
	6944	-50.31	-13	-37.31	-75.17	-59.95	2.22	11.86	V
									V
									V
									V
									V

Remark: Spurious emissions within 30-1000MHz were found more than 20dB below limit line.

LTE Band 66

LTE Band 66 / 20MHz / QPSK									
Channel	Frequency (MHz)	EIRP (dBm)	Limit (dBm)	Over Limit (dB)	SPA Reading (dBm)	S.G. Power (dBm)	TX Cable loss (dB)	TX Antenna Gain (dBi)	Polarization (H/V)
Lowest	3420	-44.63	-13	-31.63	-60.62	-55.65	1.10	12.12	H
	5135	-51.61	-13	-38.61	-72.51	-62.95	1.52	12.86	H
	6840	-51.50	-13	-38.50	-75.76	-61.29	2.17	11.96	H
									H
									H
									H
									H
	3420	-46.01	-13	-33.01	-62.57	-57.03	1.10	12.12	V
	5135	-46.84	-13	-33.84	-68.38	-58.18	1.52	12.86	V
	6840	-51.27	-13	-38.27	-75.71	-61.06	2.17	11.96	V
									V
									V
									V
									V
Middle	3476	-39.88	-13	-26.88	-56.78	-51.03	1.10	12.25	H
	5212	-45.38	-13	-32.38	-66.42	-56.76	1.57	12.95	H
	6952	-51.08	-13	-38.08	-75.4	-60.71	2.22	11.85	H
									H
									H
									H
									H
	3476	-39.64	-13	-26.64	-56.83	-50.79	1.10	12.25	V
	5212	-43.09	-13	-30.09	-64.84	-54.47	1.57	12.95	V
	6952	-49.90	-13	-36.90	-74.81	-59.53	2.22	11.85	V
									V
									V
									V
									V

Highest	3525	-37.73	-13	-24.73	-55.07	-48.93	1.12	12.32	H
	5282	-41.57	-13	-28.57	-62.72	-52.99	1.62	13.04	H
	7050	-50.67	-13	-37.67	-75.32	-60.14	2.26	11.73	H
									H
									H
									H
									H
	3525	-36.39	-13	-23.39	-53.94	-47.59	1.12	12.32	V
	5282	-39.06	-13	-26.06	-60.92	-50.48	1.62	13.04	V
	7050	-49.85	-13	-36.85	-75.21	-59.32	2.26	11.73	V
									V
									V
									V
									V

Remark: Spurious emissions within 30-1000MHz were found more than 20dB below limit line.

LTE Band 71

LTE Band 71 / 20MHz / QPSK									
Channel	Frequency (MHz)	ERP (dBm)	Limit (dBm)	Over Limit (dB)	SPA Reading (dBm)	S.G. Power (dBm)	TX Cable loss (dB)	TX Antenna Gain (dBi)	Polarization (H/V)
Lowest	1346	-62.07	-13	-49.07	-72.05	-66.65	0.72	7.45	H
	2019	-61.97	-13	-48.97	-73.29	-69.03	0.92	10.13	H
	2692	-59.85	-13	-46.85	-74.16	-67.58	1.07	10.95	H
									H
									H
									H
									H
	1346	-62.31	-13	-49.31	-72.05	-66.89	0.72	7.45	V
	2019	-61.83	-13	-48.83	-73.29	-68.89	0.92	10.13	V
	2692	-59.35	-13	-46.35	-74.16	-67.08	1.07	10.95	V
									V
									V
									V
									V
Middle	1366	-62.18	-13	-49.18	-72.1	-66.85	0.72	7.54	H
	2049	-61.71	-13	-48.71	-73.39	-68.80	0.93	10.17	H
	2732	-59.38	-13	-46.38	-73.94	-67.14	1.08	10.99	H
									H
									H
									H
									H
	1366	-62.22	-13	-49.22	-71.69	-66.89	0.72	7.54	V
	2049	-61.82	-13	-48.82	-73.46	-68.91	0.93	10.17	V
	2732	-58.69	-13	-45.69	-73.6	-66.45	1.08	10.99	V
									V
									V
									V
									V

Highest	1376	-62.16	-13	-49.16	-72.18	-66.86	0.73	7.58	H
	2064	-61.49	-13	-48.49	-73.35	-68.59	0.94	10.19	H
	2752	-59.18	-13	-46.18	-73.85	-66.95	1.08	11.00	H
									H
									H
									H
									H
	1376	-62.36	-13	-49.36	-71.93	-67.06	0.73	7.58	V
	2064	-61.48	-13	-48.48	-73.34	-68.58	0.94	10.19	V
	2752	-58.73	-13	-45.73	-73.79	-66.50	1.08	11.00	V
									V
									V
									V
									V

Remark: Spurious emissions within 30-1000MHz were found more than 20dB below limit line.

<For Ant. 2>

LTE Band 2

LTE Band 2 / 20MHz / QPSK									
Channel	Frequency (MHz)	EIRP (dBm)	Limit (dBm)	Over Limit (dB)	SPA Reading (dBm)	S.G. Power (dBm)	TX Cable loss (dB)	TX Antenna Gain (dBi)	Polarization (H/V)
Lowest	3700	-57.34	-13	-44.34	-74.72	-68.57	1.23	12.46	H
	5555	-54.20	-13	-41.20	-75.62	-65.69	1.80	13.29	H
	7400	-50.92	-13	-37.92	-77	-59.73	2.43	11.24	H
									H
									H
									H
	3700	-57.34	-13	-44.34	-75.12	-68.57	1.23	12.46	V
	5555	-53.27	-13	-40.27	-75.92	-64.76	1.80	13.29	V
	7400	-51.68	-13	-38.68	-77.23	-60.49	2.43	11.24	V
									V
									V
									V
Middle	3742	-55.52	-13	-42.52	-72.98	-66.75	1.26	12.49	H
	5611	-54.38	-13	-41.38	-76.02	-65.82	1.83	13.28	H
	7484	-49.52	-13	-36.52	-76.24	-58.17	2.47	11.12	H
									H
									H
									H
									H
	3742	-54.49	-13	-41.49	-72.89	-65.72	1.26	12.49	V
	5611	-53.38	-13	-40.38	-76.24	-64.82	1.83	13.28	V
	7484	-49.75	-13	-36.75	-76.03	-58.40	2.47	11.12	V
									V
									V
									V
									V

Highest	3784	-56.34	-13	-43.34	-73.62	-67.58	1.29	12.53	H
	5674	-54.37	-13	-41.37	-76.22	-65.76	1.87	13.27	H
	7568	-49.30	-13	-36.30	-76.14	-57.91	2.53	11.14	H
									H
									H
									H
									H
	3784	-55.49	-13	-42.49	-73.37	-66.73	1.29	12.53	V
	5674	-53.88	-13	-40.88	-76.34	-65.27	1.87	13.27	V
	7568	-49.76	-13	-36.76	-76.1	-58.37	2.53	11.14	V
									V
									V
									V
									V

Remark: Spurious emissions within 30-1000MHz were found more than 20dB below limit line.

LTE Band 25

LTE Band 25 / 20MHz / QPSK									
Channel	Frequency (MHz)	EIRP (dBm)	Limit (dBm)	Over Limit (dB)	SPA Reading (dBm)	S.G. Power (dBm)	TX Cable loss (dB)	TX Antenna Gain (dBi)	Polarization (H/V)
Lowest	3700	-56.60	-13	-43.60	-74.38	-67.83	1.23	12.46	H
	5555	-54.25	-13	-41.25	-75.72	-65.74	1.80	13.29	H
	7404	-50.57	-13	-37.57	-76.85	-59.37	2.43	11.23	H
									H
									H
									H
									H
	3700	-56.36	-13	-43.36	-74.62	-67.59	1.23	12.46	V
	5555	-53.34	-13	-40.34	-75.74	-64.83	1.80	13.29	V
	7404	-51.28	-13	-38.28	-77	-60.08	2.43	11.23	V
									V
									V
									V
									V
Middle	3748	-56.06	-13	-43.06	-73.7	-67.29	1.26	12.50	H
	5624	-54.88	-13	-41.88	-76.51	-66.31	1.84	13.28	H
	7496	-49.20	-13	-36.20	-75.94	-57.83	2.48	11.11	H
									H
									H
									H
									H
	3748	-56.39	-13	-43.39	-74.26	-67.62	1.26	12.50	V
	5624	-53.74	-13	-40.74	-75.96	-65.17	1.84	13.28	V
	7496	-49.68	-13	-36.68	-76.06	-58.31	2.48	11.11	V
									V
									V
									V
									V

Highest	3791	-55.52	-13	-42.52	-72.89	-66.76	1.29	12.53	H
	5688	-54.54	-13	-41.54	-76.46	-65.92	1.88	13.26	H
	7585	-49.25	-13	-36.25	-75.87	-57.86	2.54	11.15	H
									H
									H
									H
									H
	3791	-55.24	-13	-42.24	-73.73	-66.48	1.29	12.53	V
	5688	-54.10	-13	-41.10	-76.71	-65.48	1.88	13.26	V
	7585	-49.39	-13	-36.39	-75.64	-58.00	2.54	11.15	V
									V
									V
									V
									V

Remark: Spurious emissions within 30-1000MHz were found more than 20dB below limit line.

LTE Band 5

LTE Band 5 / 10MHz / QPSK									
Channel	Frequency (MHz)	ERP (dBm)	Limit (dBm)	Over Limit (dB)	SPA Reading (dBm)	S.G. Power (dBm)	TX Cable loss (dB)	TX Antenna Gain (dBi)	Polarization (H/V)
Lowest	1648	-60.44	-13	-47.44	-69.19	-66.17	0.81	8.69	H
	2472	-51.04	-13	-38.04	-64.78	-58.61	1.04	10.76	H
	3296	-58.85	-13	-45.85	-74.58	-67.45	1.10	11.85	H
									H
									H
									H
									H
	1648	-55.51	-13	-42.51	-64.22	-61.24	0.81	8.69	V
	2472	-53.46	-13	-40.46	-67.54	-61.03	1.04	10.76	V
	3296	-58.41	-13	-45.41	-74.28	-67.01	1.10	11.85	V
									V
									V
									V
									V
Middle	1664	-57.35	-13	-44.35	-66.06	-63.14	0.82	8.76	H
	2496	-58.66	-13	-45.66	-72.54	-66.25	1.05	10.79	H
	3328	-58.62	-13	-45.62	-74.32	-67.29	1.10	11.92	H
									H
									H
									H
									H
	1664	-55.42	-13	-42.42	-63.92	-61.21	0.82	8.76	V
	2496	-54.82	-13	-41.82	-68.48	-62.41	1.05	10.79	V
	3328	-57.51	-13	-44.51	-73.69	-66.18	1.10	11.92	V
									V
									V
									V
									V

Highest	1680	-51.29	-13	-38.29	-60.06	-57.14	1680	-51.29	H
	2520	-53.79	-13	-40.79	-67.03	-61.41	2520	-53.79	H
	3360	-58.04	-13	-45.04	-73.82	-66.78	3360	-58.04	H
									H
									H
									H
									H
	1680	-49.39	-13	-36.39	-58.21	-55.24	1680	-49.39	V
	2520	-55.67	-13	-42.67	-69.29	-63.29	2520	-55.67	V
	3360	-58.15	-13	-45.15	-73.87	-66.89	3360	-58.15	V
									V
									V
									V
									V

Remark: Spurious emissions within 30-1000MHz were found more than 20dB below limit line.

LTE Band 26

LTE Band 26 / 15MHz / QPSK									
Channel	Frequency (MHz)	ERP (dBm)	Limit (dBm)	Over Limit (dB)	SPA Reading (dBm)	S.G. Power (dBm)	TX Cable loss (dB)	TX Antenna Gain (dBi)	Polarization (H/V)
Lowest	1648	-55.51	-13	-42.51	-64.51	-61.24	0.81	8.69	H
	2472	-54.60	-13	-41.60	-67.89	-62.17	1.04	10.76	H
	3296	-59.29	-13	-46.29	-74.87	-67.89	1.10	11.85	H
	4128	-53.33	-13	-40.33	-71.6	-62.48	1.37	12.67	H
									H
									H
									H
	1648	-56.75	-13	-43.75	-65.31	-62.48	0.81	8.69	V
	2472	-55.57	-13	-42.57	-68.96	-63.14	1.04	10.76	V
	3296	-58.54	-13	-45.54	-74.84	-67.14	1.10	11.85	V
	4128	-56.33	-13	-43.33	-75.17	-65.48	1.37	12.67	V
									V
									V
									V
Middle	1656	-55.67	-13	-42.67	-63.96	-61.42	0.82	8.72	H
	2488	-54.56	-13	-41.56	-67.92	-62.14	1.05	10.78	H
	3312	-58.77	-13	-45.77	-74.49	-67.41	1.10	11.89	H
	4152	-50.56	-13	-37.56	-68.2	-59.72	1.36	12.67	H
									H
									H
									H
	1656	-53.21	-13	-40.21	-61.69	-58.96	0.82	8.72	V
	2488	-53.11	-13	-40.11	-66.97	-60.69	1.05	10.78	V
	3312	-58.14	-13	-45.14	-74.37	-66.78	1.10	11.89	V
	4152	-53.70	-13	-40.70	-72.63	-62.86	1.36	12.67	V
									V
									V
									V

Highest	1672	-52.39	-13	-39.39	-61.17	-58.21	0.82	8.79	H
	2504	-42.54	-13	-29.54	-56.33	-50.14	1.05	10.80	H
	3344	-58.44	-13	-45.44	-74.14	-67.15	1.10	11.96	H
	4176	-53.73	-13	-40.73	-72.11	-62.89	1.35	12.66	H
									H
									H
									H
	1672	-50.32	-13	-37.32	-59.34	-56.14	0.82	8.79	V
	2504	-49.88	-13	-36.88	-63.65	-57.48	1.05	10.80	V
	3344	-58.40	-13	-45.40	-74.31	-67.11	1.10	11.96	V
	4176	-55.48	-13	-42.48	-74.17	-64.64	1.35	12.66	V
									V
									V
									V

Remark: Spurious emissions within 30-1000MHz were found more than 20dB below limit line.

LTE Band 12

LTE Band 12 / 10MHz / QPSK									
Channel	Frequency (MHz)	ERP (dBm)	Limit (dBm)	Over Limit (dB)	SPA Reading (dBm)	S.G. Power (dBm)	TX Cable loss (dB)	TX Antenna Gain (dBi)	Polarization (H/V)
Lowest	1400	-62.35	-13.00	-49.35	-72.36	-68.40	0.50	8.70	H
	2100	-61.50	-13.00	-48.50	-73.84	-69.24	0.59	10.48	H
	2800	-58.93	-13.00	-45.93	-73.86	-67.06	0.70	10.98	H
									H
									H
									H
									H
	1400	-62.32	-13.00	-49.32	-71.90	-68.37	0.50	8.70	V
	2100	-61.56	-13.00	-48.56	-73.99	-69.30	0.59	10.48	V
	2800	-58.47	-13.00	-45.47	-73.89	-66.60	0.70	10.98	V
									V
									V
									V
									V
Middle	1408	-61.77	-13.00	-48.77	-71.69	-67.87	0.50	8.75	H
	2112	-61.33	-13.00	-48.33	-73.76	-69.08	0.59	10.49	H
	2816	-59.40	-13.00	-46.40	-74.37	-67.53	0.71	10.99	H
									H
									H
									H
									H
	1408	-61.77	-13.00	-48.77	-72.74	-67.87	0.50	8.75	V
	2112	-61.34	-13.00	-48.34	-73.77	-69.09	0.59	10.49	V
	2816	-59.39	-13.00	-46.39	-74.55	-67.52	0.71	10.99	V
									V
									V
									V
									V

Highest	1416	-62.76	-13.00	-49.76	-72.62	-68.90	0.50	8.80	H
	2120	-61.47	-13.00	-48.47	-74.01	-69.22	0.59	10.50	H
	2824	-59.13	-13.00	-46.13	-74.14	-67.27	0.71	10.99	H
									H
									H
									H
									H
	1416	-63.13	-13.00	-50.13	-72.64	-69.27	0.50	8.80	V
	2120	-61.15	-13.00	-48.15	-73.83	-68.90	0.59	10.50	V
	2824	-58.64	-13.00	-45.64	-74.13	-66.78	0.71	10.99	V
									V
									V
									V
									V

Remark: Spurious emissions within 30-1000MHz were found more than 20dB below limit line.

LTE Band 13

LTE Band 13 / 5MHz / QPSK									
Channel	Frequency (MHz)	ERP (dBm)	Limit (dBm)	Over Limit (dB)	SPA Reading (dBm)	S.G. Power (dBm)	TX Cable loss (dB)	TX Antenna Gain (dBi)	Polarization (H/V)
Lowest	1560	-62.38	-42.15	-20.23	-71.01	-67.78	0.79	8.34	H
	2340	-59.42	-13	-46.42	-72.86	-66.84	1.01	10.58	H
	3120	-57.29	-13	-44.29	-73.11	-65.49	1.11	11.46	H
									H
									H
									H
									H
	1560	-60.13	-42.15	-17.98	-68.79	-65.53	0.79	8.34	V
	2340	-59.07	-13	-46.07	-72.82	-66.49	1.01	10.58	V
	3120	-57.37	-13	-44.37	-73.44	-65.57	1.11	11.46	V
									V
									V
									V
									V
Middle	1572	-64.25	-42.15	-22.10	-72.86	-69.70	0.79	8.39	H
	2358	-60.20	-13	-47.20	-73.63	-67.64	1.01	10.60	H
	3144	-58.76	-13	-45.76	-74.66	-67.02	1.11	11.52	H
									H
									H
									H
									H
	1572	-64.08	-42.15	-21.93	-72.65	-69.53	0.79	8.39	V
	2358	-59.94	-13	-46.94	-73.69	-67.38	1.01	10.60	V
	3144	-58.28	-13	-45.28	-74.4	-66.54	1.11	11.52	V
									V
									V
									V
									V

Highest	1576	-64.47	-42.15	-22.32	-73.07	-69.93	0.79	8.40	H
	2364	-60.11	-13	-47.11	-73.55	-67.56	1.01	10.61	H
	3152	-57.69	-13	-44.69	-73.62	-65.96	1.11	11.53	H
									H
									H
									H
									H
	1576	-62.26	-42.15	-20.11	-70.83	-67.72	0.79	8.40	V
	2364	-59.91	-13	-46.91	-73.66	-67.36	1.01	10.61	V
	3152	-58.13	-13	-45.13	-74.25	-66.40	1.11	11.53	V
									V
									V
									V
									V

LTE Band 13 / 10MHz / QPSK									
Channel	Frequency (MHz)	ERP (dBm)	Limit (dBm)	Over Limit (dB)	SPA Reading (dBm)	S.G. Power (dBm)	TX Cable loss (dB)	TX Antenna Gain (dBi)	Polarization (H/V)
Middle	1572	-64.25	-42.15	-22.10	-72.86	-69.70	0.79	8.39	H
	2358	-60.20	-13	-47.20	-73.63	-67.64	1.01	10.60	H
	3144	-58.76	-13	-45.76	-74.66	-67.02	1.11	11.52	H
									H
									H
									H
									H
	1572	-64.08	-42.15	-21.93	-72.65	-69.53	0.79	8.39	V
	2358	-59.94	-13	-46.94	-73.69	-67.38	1.01	10.60	V
	3144	-58.28	-13	-45.28	-74.4	-66.54	1.11	11.52	V
									V
									V
									V
									V

Remark: Spurious emissions within 30-1000MHz were found more than 20dB below limit line.

LTE Band 4

LTE Band 4 / 20MHz / QPSK									
Channel	Frequency (MHz)	EIRP (dBm)	Limit (dBm)	Over Limit (dB)	SPA Reading (dBm)	S.G. Power (dBm)	TX Cable loss (dB)	TX Antenna Gain (dBi)	Polarization (H/V)
Lowest	3420	-40.75	-13	-27.75	-56.75	-51.77	1.10	12.12	H
	5130	-55.06	-13	-42.06	-75.97	-66.40	1.52	12.86	H
	6840	-50.99	-13	-37.99	-75.26	-60.78	2.17	11.96	H
									H
									H
									H
									H
	3420	-40.65	-13	-27.65	-57.13	-51.67	1.10	12.12	V
	5130	-54.48	-13	-41.48	-76	-65.82	1.52	12.86	V
	6840	-51.27	-13	-38.27	-75.72	-61.06	2.17	11.96	V
									V
									V
									V
									V
Middle	3448	-39.60	-13	-26.60	-56.04	-50.68	1.10	12.19	H
	5170	-48.59	-13	-35.59	-69.55	-59.95	1.55	12.90	H
	6896	-51.17	-13	-38.17	-75.46	-60.88	2.20	11.90	H
									H
									H
									H
									H
	3448	-40.32	-13	-27.32	-57.21	-51.40	1.10	12.19	V
	5170	-45.37	-13	-32.37	-67	-56.73	1.55	12.90	V
	6896	-50.84	-13	-37.84	-75.52	-60.55	2.20	11.90	V
									V
									V
									V
									V

Highest	3476	-36.98	-13	-23.98	-53.88	-48.13	1.10	12.25	H
	5212	-44.47	-13	-31.47	-65.53	-55.85	1.57	12.95	H
	6955	-52.44	-13	-39.44	-76.75	-62.06	2.22	11.85	H
									H
									H
									H
									H
	3476	-40.17	-13	-27.17	-57.37	-51.32	1.10	12.25	V
	5212	-40.99	-13	-27.99	-62.74	-52.37	1.57	12.95	V
	6955	-51.68	-13	-38.68	-76.59	-61.30	2.22	11.85	V
									V
									V
									V
									V

Remark: Spurious emissions within 30-1000MHz were found more than 20dB below limit line.

LTE Band 66

LTE Band 66 / 20MHz / QPSK									
Channel	Frequency (MHz)	EIRP (dBm)	Limit (dBm)	Over Limit (dB)	SPA Reading (dBm)	S.G. Power (dBm)	TX Cable loss (dB)	TX Antenna Gain (dBi)	Polarization (H/V)
Lowest	3420	-44.63	-13	-31.63	-60.62	-55.65	1.10	12.12	H
	5135	-51.61	-13	-38.61	-72.51	-62.95	1.52	12.86	H
	6840	-51.50	-13	-38.50	-75.76	-61.29	2.17	11.96	H
									H
									H
									H
									H
	3420	-46.01	-13	-33.01	-62.57	-57.03	3420	-46.01	V
	5135	-46.84	-13	-33.84	-68.38	-58.18	5135	-46.84	V
	6840	-51.27	-13	-38.27	-75.71	-61.06	6840	-51.27	V
									V
									V
									V
									V
Middle	3490	-57.69	-13	-44.69	-74.82	-68.87	1.10	12.28	H
	5235	-55.45	-13	-42.45	-76.53	-66.84	1.59	12.98	H
	5980	-52.14	-13	-39.14	-76.47	-63.30	2.05	13.20	H
									H
									H
									H
									H
	3490	-57.03	-13	-44.03	-74.38	-68.21	1.10	12.28	V
	5235	-54.35	-13	-41.35	-76.14	-65.74	1.59	12.98	V
	5980	-51.52	-13	-38.52	-76.56	-62.68	2.05	13.20	V
									V
									V
									V
									V

Highest	3525	-56.52	-13	-43.52	-73.86	-67.72	1.12	12.32	H
	5287.5	-55.36	-13	-42.36	-76.53	-66.78	1.63	13.04	H
	7050	-51.34	-13	-38.34	-75.99	-60.81	2.26	11.73	H
									H
									H
									H
									H
	3525	-54.64	-13	-41.64	-72.19	-65.84	1.12	12.32	V
	5287.5	-54.44	-13	-41.44	-76.31	-65.86	1.63	13.04	V
	7050	-50.25	-13	-37.25	-75.61	-59.72	2.26	11.73	V
									V
									V
									V
									V

Remark: Spurious emissions within 30-1000MHz were found more than 20dB below limit line.

LTE Band 71

LTE Band 71 / 20MHz / QPSK									
Channel	Frequency (MHz)	ERP (dBm)	Limit (dBm)	Over Limit (dB)	SPA Reading (dBm)	S.G. Power (dBm)	TX Cable loss (dB)	TX Antenna Gain (dBi)	Polarization (H/V)
Lowest	1328	-57.22	-13	-44.22	-67.14	-61.74	0.71	7.38	H
	1992	-50.34	-13	-37.34	-61.35	-57.34	0.92	10.07	H
	2656	-58.77	-13	-45.77	-72.88	-66.47	1.07	10.92	H
									H
									H
									H
									H
	1328	-59.64	-13	-46.64	-69.1	-64.16	0.71	7.38	V
	1992	-48.35	-13	-35.35	-59.21	-55.35	0.92	10.07	V
	2656	-59.01	-13	-46.01	-73.33	-66.71	1.07	10.92	V
									V
									V
									V
									V
Middle	1352	-52.42	-13	-39.42	-62.32	-57.03	0.72	7.48	H
	2024	-45.06	-13	-32.06	-56.44	-52.11	0.93	10.13	H
	2704	-59.05	-13	-46.05	-73.43	-66.79	1.07	10.96	H
									H
									H
									H
									H
	1352	-54.35	-13	-41.35	-63.8	-58.96	0.72	7.48	V
	2024	-43.41	-13	-30.41	-54.69	-50.46	0.93	10.13	V
	2704	-58.58	-13	-45.58	-73.27	-66.32	1.07	10.96	V
									V
									V
									V
									V

Highest	1360	-56.37	-13	-43.37	-66.36	-61.01	0.72	7.51	H
	2040	-50.26	-13	-37.26	-61.83	-57.34	0.93	10.16	H
	2720	-58.74	-13	-45.74	-73.22	-66.49	1.08	10.98	H
									H
									H
									H
									H
	1360	-57.30	-13	-44.30	-66.84	-61.94	0.72	7.51	V
	2040	-48.40	-13	-35.40	-59.91	-55.48	0.93	10.16	V
	2720	-58.23	-13	-45.23	-73.05	-65.98	1.08	10.98	V
									V
									V
									V
									V

Remark: Spurious emissions within 30-1000MHz were found more than 20dB below limit line.

<For Ant. 3>

LTE Band 7

LTE Band 7 / 20MHz / QPSK									
Channel	Frequency (MHz)	EIRP (dBm)	Limit (dBm)	Over Limit (dB)	SPA Reading (dBm)	S.G. Power (dBm)	TX Cable loss (dB)	TX Antenna Gain (dBi)	Polarization (H/V)
Lowest	5004	-51.32	-25	-26.32	-72.26	-62.59	1.43	12.70	H
	7500	-47.59	-25	-22.59	-74.76	-56.21	2.48	11.10	H
	10008	-44.98	-25	-19.98	-75.59	-53.14	3.03	11.20	H
									H
									H
									H
	5004	-52.21	-25	-27.21	-73.98	-63.48	1.43	12.70	V
	7500	-48.64	-25	-23.64	-75.19	-57.26	2.48	11.10	V
	10008	-45.03	-25	-20.03	-75.75	-53.19	3.03	11.20	V
									V
									V
									V
Middle	5052	-54.85	-25	-29.85	-75.45	-66.15	1.47	12.76	H
	7575	-49.21	-25	-24.21	-75.4	-57.82	2.54	11.15	H
	10104	-45.39	-25	-20.39	-75.93	-53.47	3.08	11.16	H
									H
									H
									H
									H
	5052	-54.42	-25	-29.42	-75.67	-65.72	1.47	12.76	V
	7575	-49.22	-25	-24.22	-75.28	-57.83	2.54	11.15	V
	10104	-45.64	-25	-20.64	-75.65	-53.72	3.08	11.16	V
									V
									V
									V
									V

Highest	5100	-52.83	-25	-27.83	-73.81	-64.15	1.50	12.82	H
	7656	-48.12	-25	-23.12	-74.15	-56.72	2.60	11.19	H
	10200	-44.34	-25	-19.34	-74.92	-52.33	3.13	11.12	H
									H
									H
									H
									H
	5100	-51.64	-25	-26.64	-73.39	-62.96	1.50	12.82	V
	7656	-48.82	-25	-23.82	-75.11	-57.42	2.60	11.19	V
	10200	-44.15	-25	-19.15	-75.33	-52.14	3.13	11.12	V
									V
									V
									V
									V

Remark: Spurious emissions within 30-1000MHz were found more than 20dB below limit line.

LTE Band 41 HPUE

LTE Band 41 (HPUE) / 20MHz / QPSK									
Channel	Frequency (MHz)	EIRP (dBm)	Limit (dBm)	Over Limit (dB)	SPA Reading (dBm)	S.G. Power (dBm)	TX Cable loss (dB)	TX Antenna Gain (dBi)	Polarization (H/V)
Lowest	4994	-47.04	-25	-22.04	-67.68	-58.31	1.43	12.70	H
	7488	-47.37	-25	-22.37	-73.92	-56.01	2.47	11.12	H
	9984	-44.46	-25	-19.46	-75.57	-52.64	3.03	11.20	H
									H
									H
									H
									H
	4994	-46.54	-25	-21.54	-68.03	-57.81	1.43	12.70	V
	7488	-47.65	-25	-22.65	-73.79	-56.29	2.47	11.12	V
	9984	-45.54	-25	-20.54	-75.66	-53.72	3.03	11.20	V
									V
									V
									V
									V
Middle	5175	-52.42	-25	-27.42	-73.13	-63.78	1.55	12.91	H
	7755	-48.31	-25	-23.31	-74.36	-56.89	2.67	11.25	H
	10344	-45.07	-25	-20.07	-76.2	-52.93	3.20	11.06	H
									H
									H
									H
									H
	5175	-52.79	-25	-27.79	-74.49	-64.15	1.55	12.91	V
	7755	-48.30	-25	-23.30	-74.95	-56.88	2.67	11.25	V
	10344	-45.22	-25	-20.22	-76.31	-53.08	3.20	11.06	V
									V
									V
									V
									V

Highest	5340	-51.69	-25	-26.69	-73.1	-63.14	1.66	13.11	H
	8016	-45.44	-25	-20.44	-73.15	-54.00	2.86	11.42	H
	10680	-43.45	-25	-18.45	-74.88	-51.26	3.15	10.96	H
	13356	-39.54	-25	-14.54	-72.53	-48.68	3.97	13.12	H
									H
									H
									H
	5340	-51.04	-25	-26.04	-73.18	-62.49	1.66	13.11	V
	8016	-46.26	-25	-21.26	-74.12	-54.82	2.86	11.42	V
	10680	-43.45	-25	-18.45	-74.85	-51.26	3.15	10.96	V
	13356	-39.12	-25	-14.12	-73.06	-48.26	3.97	13.12	V
									V
									V
									V

Remark: Spurious emissions within 30-1000MHz were found more than 20dB below limit line.

LTE Band 41 CA

LTE Band CA_41C / 20MHz+20MHz (100RB+100RB) / QPSK									
Channel	Frequency (MHz)	EIRP (dBm)	Limit (dBm)	Over Limit (dB)	SPA Reading (dBm)	S.G. Power (dBm)	TX Cable loss (dB)	TX Antenna Gain (dBi)	Polarization (H/V)
Lowest	5012	-54.28	-25	-29.28	-74.96	-65.56	1.44	12.71	H
	7518	-48.29	-25	-23.29	-74.97	-56.91	2.49	11.11	H
	10024	-44.41	-25	-19.41	-75.12	-52.56	3.04	11.19	H
									H
									H
									H
									H
	5012	-53.75	-25	-28.75	-74.94	-65.03	1.44	12.71	V
	7518	-48.01	-25	-23.01	-74.5	-56.63	2.49	11.11	V
	10024	-44.28	-25	-19.28	-74.65	-52.43	3.04	11.19	V
									V
									V
									V
									V
Middle	5166.2	-53.92	-25	-28.92	-74.89	-65.28	1.54	12.90	H
	7749.3	-48.72	-25	-23.72	-74.93	-57.30	2.67	11.25	H
	10332.4	-44.67	-25	-19.67	-75.75	-52.54	3.20	11.07	H
									H
									H
									H
									H
	5166.2	-53.27	-25	-28.27	-74.9	-64.63	1.54	12.90	V
	7749.3	-48.73	-25	-23.73	-75.02	-57.31	2.67	11.25	V
	10332.4	-45.05	-25	-20.05	-75.88	-52.92	3.20	11.07	V
									V
									V
									V
									V

Highest	5320.4	-54.50	-25	-29.50	-75.71	-65.94	1.65	13.08	H
	7980.6	-46.80	-25	-21.80	-74.61	-55.34	2.84	11.39	H
	10640.8	-43.73	-25	-18.73	-75.04	-51.52	3.18	10.97	H
									H
									H
									H
									H
	5320.4	-53.61	-25	-28.61	-75.54	-65.05	1.65	13.08	V
	7980.6	-46.76	-25	-21.76	-74.39	-55.30	2.84	11.39	V
	10640.8	-43.55	-25	-18.55	-74.74	-51.34	3.18	10.97	V
									V
									V
									V
									V

Remark: Spurious emissions within 30-1000MHz were found more than 20dB below limit line.

———THE END———