Appendix B: Test Results of Radiation Spurious Emissions & Mains Conducted Emission

<Adapter A>

Band Edges, 4.5GHz ~ 5.15GHz

U-NII-1

802.11a	
CH 36 (Horizontal) Peak	**CH 36 (Vertical) Peak**

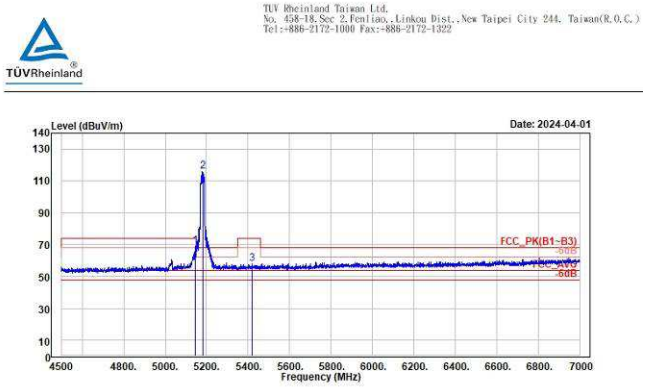

	Freq	Level	Read Level	Factor	Limit Line	Over Limit	APos	TPos	Remark	Pol/Phase	Note
	MHz	dBuV/m	dBuV	dB/m	dBuV/m	dB	cm	deg			
1 !	5147.00	68.98	25.80	43.18	74.00	-5.02	365	152	Peak	Horizontal	
2 *	5180.00	116.03	72.69	43.34	68.20	47.83	365	152	Peak	Horizontal	
3	5420.50	57.91	14.12	43.79	74.00	-16.09	365	152	Peak	Horizontal	

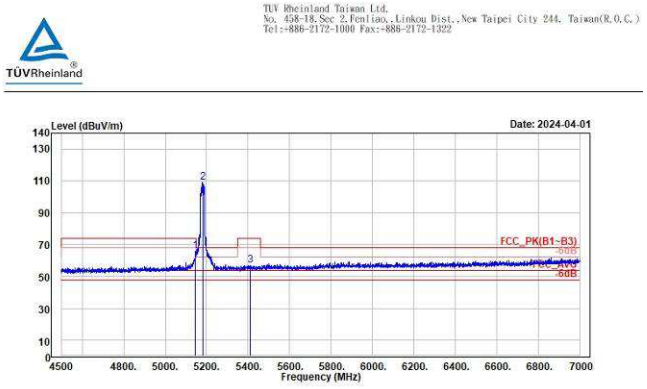

	Freq	Level	Read Level	Factor	Limit Line	Over Limit	APos	TPos	Remark	Pol/Phase	Note
	MHz	dBuV/m	dBuV	dB/m	dBuV/m	dB	cm	deg			
1	5147.00	66.01	22.83	43.18	74.00	-7.99	100	77	Peak	Vertical	
2 *	5180.00	109.29	65.95	43.34	68.20	41.09	100	77	Peak	Vertical	
3	5410.50	56.97	13.12	43.85	74.00	-17.03	100	77	Peak	Vertical	

802.11a

CH 36 (Horizontal) Average

TÜVRheinland

TUV Rheinland Taiwan Ltd.
No. 458-18, Sec 2, Fenliao, Linkou Dist., New Taipei City 244, Taiwan(R.O.C.)
Tel:+886-2172-1000 Fax:+886-2172-1322

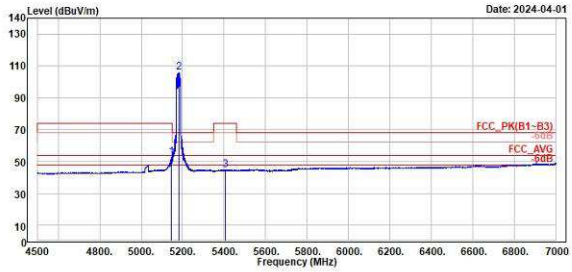

		Freq	Level	Read Level	Factor	Limit Line	Over Limit	APos	TPos	Remark	Pol/Phase	Note
		MHz	dBuV/m	dBuV	dB/m	dBuV/m	dB	cm	deg			
1	!	5147.00	52.65	9.47	43.18	54.00	-1.35	365	152	Average	Horizontal	
2	*	5180.00	105.95	62.61	43.34	54.00	51.95	365	152	Average	Horizontal	
3		5406.50	44.96	1.10	43.86	54.00	-9.04	365	152	Average	Horizontal	

CH 36 (Vertical) Average

TÜVRheinland

TUV Rheinland Taiwan Ltd.
No. 458-18, Sec 2, Fenliao, Linkou Dist., New Taipei City 244, Taiwan(R.O.C.)
Tel:+886-2172-1000 Fax:+886-2172-1322

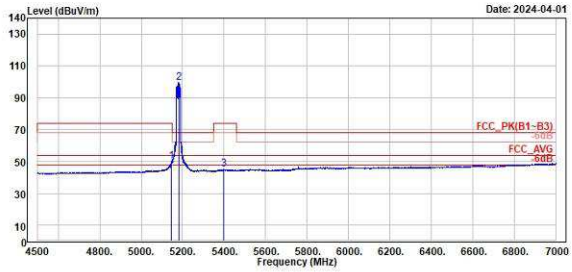

		Freq	Level	Read Level	Factor	Limit Line	Over Limit	APos	TPos	Remark	Pol/Phase	Note
		MHz	dBuV/m	dBuV	dB/m	dBuV/m	dB	cm	deg			
1	!	5147.00	49.99	6.81	43.18	54.00	-4.01	100	77	Average	Vertical	
2	*	5180.00	99.48	56.14	43.34	54.00	45.48	100	77	Average	Vertical	
3		5398.00	44.99	1.11	43.88	54.00	-9.01	100	77	Average	Vertical	

802.11a

CH 40 (Horizontal) Peak

TUV Rheinland Taiwan Ltd.
No. 458-18, Sec 2, Fenliao, Linkou Dist., New Taipei City 244, Taiwan(R.O.C.)
Tel:+886-2172-1000 Fax:+886-2172-1322

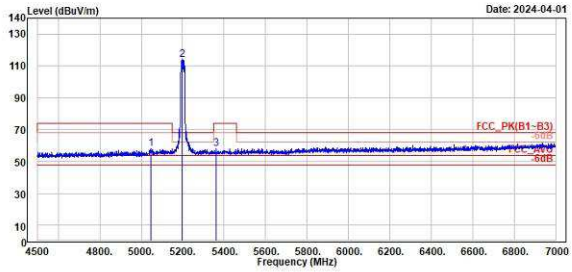

	Freq	Level	Read Level	Factor	Limit Line	Over Limit	APos	TPos	Remark	Pol/Phase	Note
	MHz	dBuV/m	dBuV	dB/m	dBuV/m	dB	cm	deg			
1	5045.50	58.00	14.91	43.09	74.00	-16.00	400	166	Peak	Horizontal	
2 *	5200.00	114.16	70.73	43.43	68.20	45.96	400	166	Peak	Horizontal	
3	5361.00	58.29	14.89	43.40	74.00	-15.71	400	166	Peak	Horizontal	

CH 40 (Vertical) Peak

TUV Rheinland Taiwan Ltd.
No. 458-18, Sec 2, Fenliao, Linkou Dist., New Taipei City 244, Taiwan(R.O.C.)
Tel:+886-2172-1000 Fax:+886-2172-1322

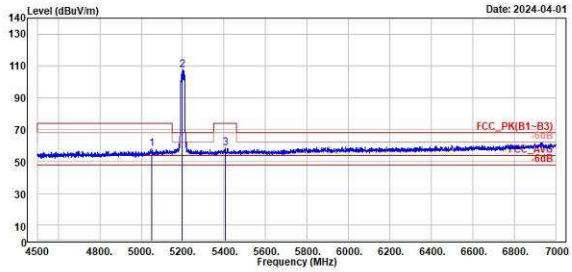

	Freq	Level	Read Level	Factor	Limit Line	Over Limit	APos	TPos	Remark	Pol/Phase	Note
	MHz	dBuV/m	dBuV	dB/m	dBuV/m	dB	cm	deg			
1	5049.50	58.03	14.92	43.11	74.00	-15.97	106	69	Peak	Vertical	
2 *	5200.00	107.72	64.29	43.43	68.20	39.52	106	69	Peak	Vertical	
3	5405.00	58.62	14.75	43.87	74.00	-15.38	106	69	Peak	Vertical	

802.11a

CH 40 (Horizontal) Average

TUV Rheinland Taiwan Ltd.
No. 458-18, Sec 2, Fenliao, Linkou Dist., New Taipei City 244, Taiwan(R.O.C.)
Tel:+886-2172-1000 Fax:+886-2172-1322

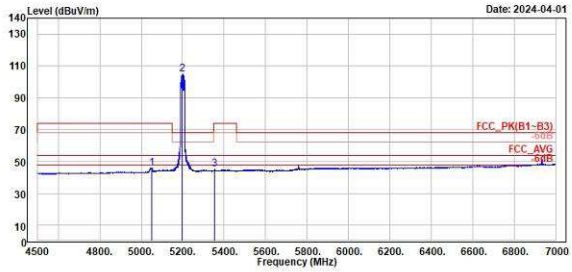

	Freq	Level	Read Level	Factor	Limit Line	Over Limit	APos	TPos	Remark	Pol/Phase	Note
	MHz	dBuV/m	dBuV	dB/m	dBuV/m	dB	cm	deg			
1	5050.00	45.83	2.72	43.11	54.00	-8.17	400	166	Average	Horizontal	
2 *	5200.00	104.73	61.30	43.43	54.00	50.73	400	166	Average	Horizontal	
3	5353.50	45.21	1.91	43.30	54.00	-8.79	400	166	Average	Horizontal	

CH 40 (Vertical) Average

TUV Rheinland Taiwan Ltd.
No. 458-18, Sec 2, Fenliao, Linkou Dist., New Taipei City 244, Taiwan(R.O.C.)
Tel:+886-2172-1000 Fax:+886-2172-1322

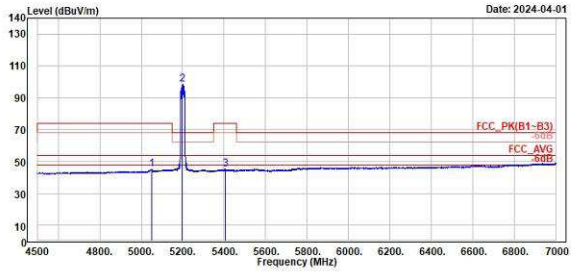

	Freq	Level	Read Level	Factor	Limit Line	Over Limit	APos	TPos	Remark	Pol/Phase	Note
	MHz	dBuV/m	dBuV	dB/m	dBuV/m	dB	cm	deg			
1	5052.50	45.06	1.96	43.10	54.00	-8.94	106	69	Average	Vertical	
2 *	5200.00	98.34	54.91	43.43	54.00	44.34	106	69	Average	Vertical	
3	5407.50	45.37	1.51	43.86	54.00	-8.63	106	69	Average	Vertical	

802.11a

CH 48 (Horizontal) Peak

TUV Rheinland Taiwan Ltd.
No. 458-18, Sec 2, Fenliao, Linkou Dist., New Taipei City 244, Taiwan(R.O.C.)
Tel:+886-2172-1000 Fax:+886-2172-1322

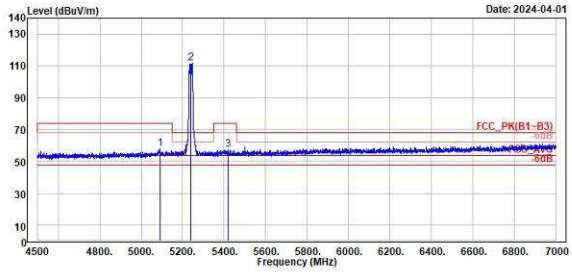

	Freq	Level	Read Level	Factor	Limit Line	Over Limit	APos	TPos	Remark	Pol/Phase	Note
	MHz	dBuV/m	dBuV	dB/m	dBuV/m	dB	cm	deg			
1	5092.50	57.85	14.78	43.07	74.00	-16.15	305	150	Peak	Horizontal	
2 *	5240.00	111.55	68.32	43.23	68.20	43.35	305	150	Peak	Horizontal	
3	5419.50	57.37	13.58	43.79	74.00	-16.63	305	150	Peak	Horizontal	

CH 48 (Vertical) Peak

TUV Rheinland Taiwan Ltd.
No. 458-18, Sec 2, Fenliao, Linkou Dist., New Taipei City 244, Taiwan(R.O.C.)
Tel:+886-2172-1000 Fax:+886-2172-1322

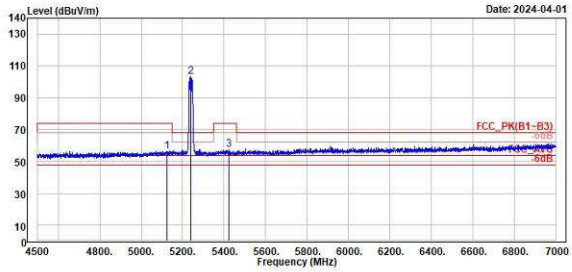

	Freq	Level	Read Level	Factor	Limit Line	Over Limit	APos	TPos	Remark	Pol/Phase	Note
	MHz	dBuV/m	dBuV	dB/m	dBuV/m	dB	cm	deg			
1	5124.00	56.40	13.28	43.12	74.00	-17.60	117	172	Peak	Vertical	
2 *	5240.00	103.22	59.99	43.23	68.20	35.02	117	172	Peak	Vertical	
3	5424.00	57.55	13.77	43.78	74.00	-16.45	117	172	Peak	Vertical	

802.11a

CH 48 (Horizontal) Average

TUV Rheinland Taiwan Ltd.
No. 458-18, Sec 2, Fenliao, Linkou Dist., New Taipei City 244, Taiwan(R.O.C.)
Tel:+886-2172-1000 Fax:+886-2172-1322

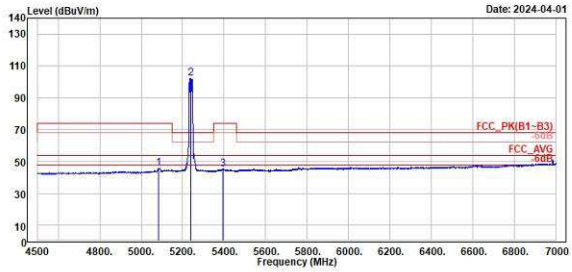

	Freq	Level	Read Level	Factor	Limit Line	Over Limit	APos	TPos	Remark	Pol/Phase	Note
	MHz	dBuV/m	dBuV	dB/m	dBuV/m	dB	cm	deg			
1	5085.50	45.84	2.77	43.07	54.00	-8.16	305	150	Average	Horizontal	
2 *	5240.00	102.18	58.95	43.23	54.00	48.18	305	150	Average	Horizontal	
3	5394.00	45.20	1.38	43.82	54.00	-8.80	305	150	Average	Horizontal	

CH 48 (Vertical) Average

TUV Rheinland Taiwan Ltd.
No. 458-18, Sec 2, Fenliao, Linkou Dist., New Taipei City 244, Taiwan(R.O.C.)
Tel:+886-2172-1000 Fax:+886-2172-1322

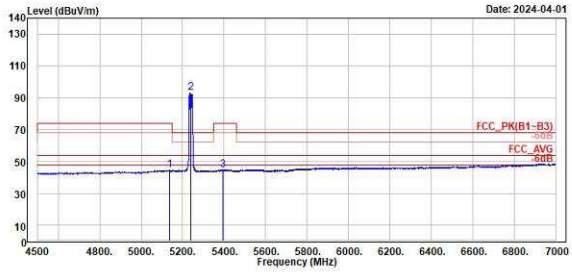

	Freq	Level	Read Level	Factor	Limit Line	Over Limit	APos	TPos	Remark	Pol/Phase	Note
	MHz	dBuV/m	dBuV	dB/m	dBuV/m	dB	cm	deg			
1	5138.00	44.58	1.42	43.16	54.00	-9.42	117	172	Average	Vertical	
2 *	5240.00	93.06	49.83	43.23	54.00	39.06	117	172	Average	Vertical	
3	5394.50	44.82	1.00	43.82	54.00	-9.18	117	172	Average	Vertical	

802.11ax HE20

CH 36 (Horizontal) Peak

TÜV Rheinland Taiwan Ltd.
No. 458-18,Sec 2,Fenliao.,Linkou Dist.,New Taipei City 244, Taiwan(R.O.C.)
Tel:+886-2172-1000 Fax:+886-2172-1322

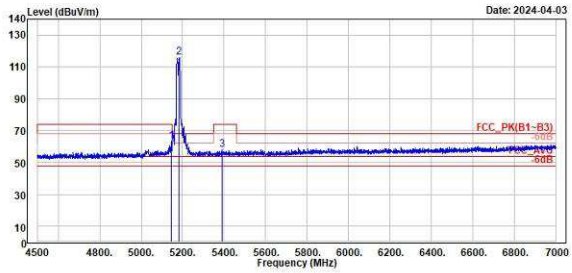

	Freq	Level	Read Level	Factor	Limit Line	Over Limit	APos	TPos	Remark	Pol/Phase	Note
	MHz	dBuV/m	dBuV	dB/m	dBuV/m	dB	cm	deg			
1	5145.00	63.21	20.03	43.18	74.00	-10.79	383	155	Peak	Horizontal	
2 *	5180.00	115.86	72.52	43.34	68.20	47.66	383	155	Peak	Horizontal	
3	5388.50	57.79	14.04	43.75	74.00	-16.21	383	155	Peak	Horizontal	

CH 36 (Vertical) Peak

TÜV Rheinland Taiwan Ltd.
No. 458-18,Sec 2,Fenliao.,Linkou Dist.,New Taipei City 244, Taiwan(R.O.C.)
Tel:+886-2172-1000 Fax:+886-2172-1322

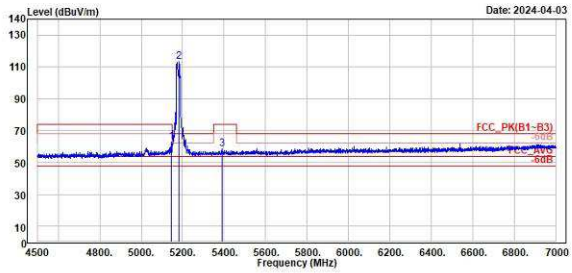

	Freq	Level	Read Level	Factor	Limit Line	Over Limit	APos	TPos	Remark	Pol/Phase	Note
	MHz	dBuV/m	dBuV	dB/m	dBuV/m	dB	cm	deg			
1	5143.50	63.04	19.86	43.18	74.00	-10.96	278	87	Peak	Vertical	
2 *	5180.00	113.37	70.03	43.34	68.20	45.17	278	87	Peak	Vertical	
3	5391.50	58.49	14.70	43.79	74.00	-15.51	278	87	Peak	Vertical	

802.11ax HE20

CH 36 (Horizontal) Average

TUV Rheinland Taiwan Ltd.
No. 458-18, Sec 2, Fenliao, Linkou Dist., New Taipei City 244, Taiwan(R.O.C.)
Tel:+886-2172-1000 Fax:+886-2172-1322

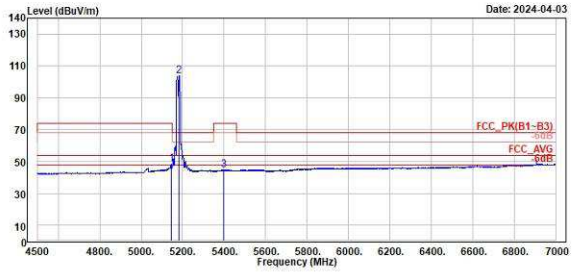

	Freq	Level	Read Level	Factor	Limit Line	Over Limit	APos	TPos	Remark	Pol/Phase	Note
	MHz	dBuV/m	dBuV	dB/m	dBuV/m	dB	cm	deg			
1 |	5145.00	48.33	5.15	43.18	54.00	-5.67	383	155	Average	Horizontal	
2 *	5180.00	103.91	60.57	43.34	54.00	49.91	383	155	Average	Horizontal	
3	5400.00	44.80	0.90	43.90	54.00	-9.20	383	155	Average	Horizontal	

CH 36 (Vertical) Average

TUV Rheinland Taiwan Ltd.
No. 458-18, Sec 2, Fenliao, Linkou Dist., New Taipei City 244, Taiwan(R.O.C.)
Tel:+886-2172-1000 Fax:+886-2172-1322

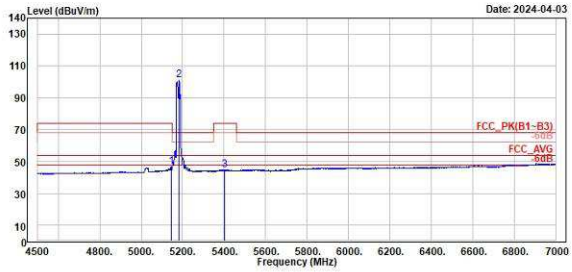

	Freq	Level	Read Level	Factor	Limit Line	Over Limit	APos	TPos	Remark	Pol/Phase	Note
	MHz	dBuV/m	dBuV	dB/m	dBuV/m	dB	cm	deg			
1	5143.50	46.61	3.43	43.18	54.00	-7.39	278	87	Average	Vertical	
2 *	5180.00	100.90	57.56	43.34	54.00	46.90	278	87	Average	Vertical	
3	5403.50	44.67	0.79	43.88	54.00	-9.33	278	87	Average	Vertical	

802.11ax HE20

CH 40 (Horizontal) Peak

TUV Rheinland Taiwan Ltd.
No. 458-18, Sec 2, Fenliao, Linkou Dist., New Taipei City 244, Taiwan(R.O.C.)
Tel:+886-2172-1000 Fax:+886-2172-1322

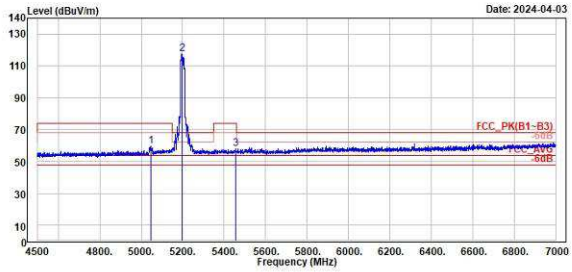

	Freq	Level	Read Level	Factor	Limit Line	Over Limit	APos	TPos	Remark	Pol/Phase	Note
	MHz	dBuV/m	dBuV	dB/m	dBuV/m	dB	cm	deg			
1	5045.50	59.58	16.49	43.09	74.00	-14.42	381	153	Peak	Horizontal	
2 *	5200.00	117.63	74.20	43.43	68.20	49.43	381	153	Peak	Horizontal	
3	5457.00	57.88	14.23	43.65	74.00	-16.12	381	153	Peak	Horizontal	

CH 40 (Vertical) Peak

TUV Rheinland Taiwan Ltd.
No. 458-18, Sec 2, Fenliao, Linkou Dist., New Taipei City 244, Taiwan(R.O.C.)
Tel:+886-2172-1000 Fax:+886-2172-1322

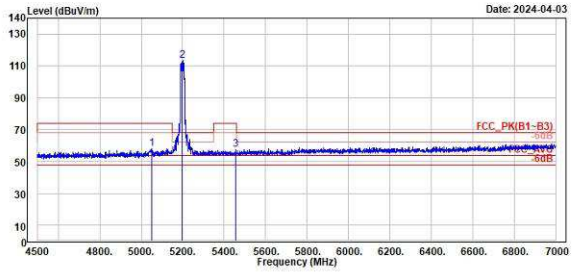

	Freq	Level	Read Level	Factor	Limit Line	Over Limit	APos	TPos	Remark	Pol/Phase	Note
	MHz	dBuV/m	dBuV	dB/m	dBuV/m	dB	cm	deg			
1	5049.50	58.03	14.92	43.11	74.00	-15.97	279	90	Peak	Vertical	
2 *	5200.00	113.18	69.75	43.43	68.20	44.98	279	90	Peak	Vertical	
3	5456.50	57.25	13.60	43.65	74.00	-16.75	279	90	Peak	Vertical	

802.11ax HE20

CH 40 (Horizontal) Average

TUV Rheinland Taiwan Ltd.
No. 458-18, Sec 2, Fenliao, Linkou Dist., New Taipei City 244, Taiwan(R.O.C.)
Tel:+886-2172-1000 Fax:+886-2172-1322

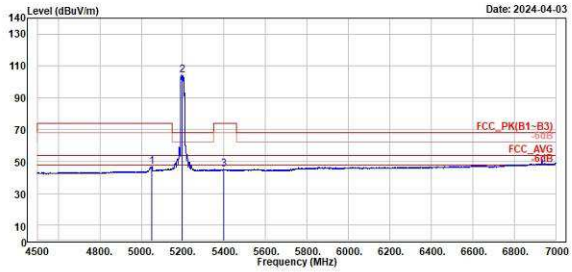

	Freq	Level	Read Level	Factor	Limit Line	Over Limit	APos	TPos	Remark	Pol/Phase	Note
	MHz	dBuV/m	dBuV	dB/m	dBuV/m	dB	cm	deg			
1	5052.00	47.10	3.99	43.11	54.00	-6.90	381	153	Average	Horizontal	
2 *	5200.00	104.56	61.13	43.43	54.00	50.56	381	153	Average	Horizontal	
3	5397.00	45.41	1.55	43.86	54.00	-8.59	381	153	Average	Horizontal	

CH 40 (Vertical) Average

TUV Rheinland Taiwan Ltd.
No. 458-18, Sec 2, Fenliao, Linkou Dist., New Taipei City 244, Taiwan(R.O.C.)
Tel:+886-2172-1000 Fax:+886-2172-1322

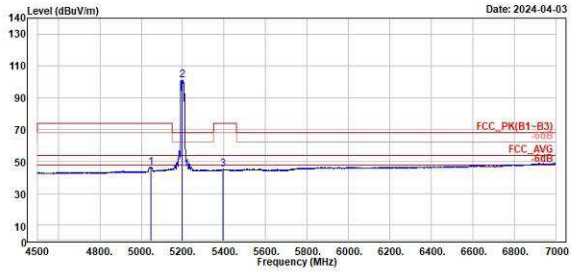

	Freq	Level	Read Level	Factor	Limit Line	Over Limit	APos	TPos	Remark	Pol/Phase	Note
	MHz	dBuV/m	dBuV	dB/m	dBuV/m	dB	cm	deg			
1	5045.00	46.18	3.09	43.09	54.00	-7.82	279	90	Average	Vertical	
2 *	5200.00	101.08	57.65	43.43	54.00	47.08	279	90	Average	Vertical	
3	5395.00	45.06	1.23	43.83	54.00	-8.94	279	90	Average	Vertical	

802.11ax HE20

CH 48 (Horizontal) Peak

TUV Rheinland Taiwan Ltd.
No. 458-18, Sec 2, Fenliao, Linkou Dist., New Taipei City 244, Taiwan(R.O.C.)
Tel:+886-2172-1000 Fax:+886-2172-1322

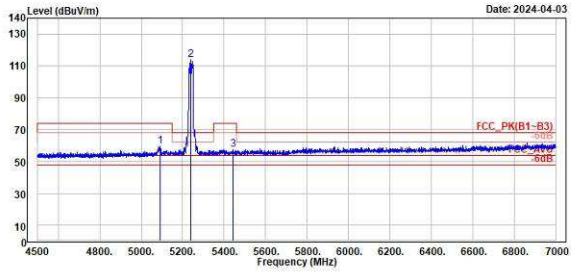

	Freq	Level	Read Level	Factor	Limit Line	Over Limit	APos	TPos	Remark	Pol/Phase	Note
	MHz	dBuV/m	dBuV	dB/m	dBuV/m	dB	cm	deg			
1	5091.50	59.40	16.33	43.07	74.00	-14.60	374	173	Peak	Horizontal	
2 *	5240.00	113.82	70.59	43.23	68.20	45.62	374	173	Peak	Horizontal	
3	5442.00	57.41	13.73	43.68	74.00	-16.59	374	173	Peak	Horizontal	

CH 48 (Vertical) Peak

TUV Rheinland Taiwan Ltd.
No. 458-18, Sec 2, Fenliao, Linkou Dist., New Taipei City 244, Taiwan(R.O.C.)
Tel:+886-2172-1000 Fax:+886-2172-1322

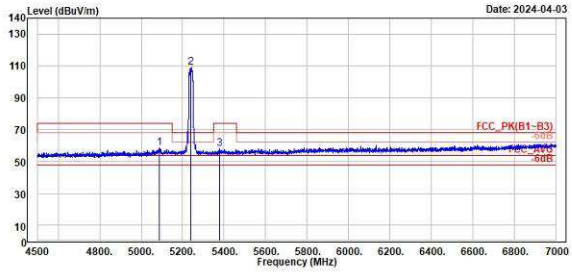

	Freq	Level	Read Level	Factor	Limit Line	Over Limit	APos	TPos	Remark	Pol/Phase	Note
	MHz	dBuV/m	dBuV	dB/m	dBuV/m	dB	cm	deg			
1	5089.50	58.50	15.44	43.06	74.00	-15.50	235	90	Peak	Vertical	
2 *	5240.00	109.07	65.84	43.23	68.20	40.87	235	90	Peak	Vertical	
3	5376.50	57.80	14.20	43.60	74.00	-16.20	235	90	Peak	Vertical	

802.11ax HE20

CH 48 (Horizontal) Average

TUV Rheinland Taiwan Ltd.
No. 458-18, Sec 2, Fenliao, Linkou Dist., New Taipei City 244, Taiwan(R.O.C.)
Tel:+886-2172-1000 Fax:+886-2172-1322

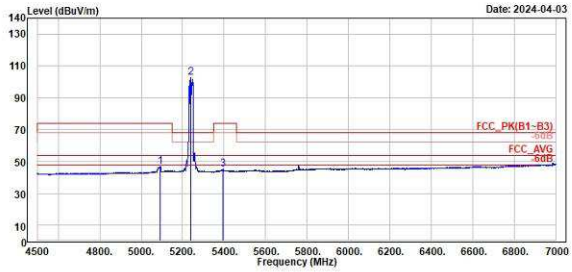

	Freq	Level	Read Level	Factor	Limit Line	Over Limit	APos	TPos	Remark	Pol/Phase	Note
	MHz	dBuV/m	dBuV	dB/m	dBuV/m	dB	cm	deg			
1	5093.50	46.65	3.59	43.06	54.00	-7.35	374	173	Average	Horizontal	
2 *	5240.00	102.80	59.57	43.23	54.00	48.80	374	173	Average	Horizontal	
3	5393.50	45.17	1.36	43.81	54.00	-8.83	374	173	Average	Horizontal	

CH 48 (Vertical) Average

TUV Rheinland Taiwan Ltd.
No. 458-18, Sec 2, Fenliao, Linkou Dist., New Taipei City 244, Taiwan(R.O.C.)
Tel:+886-2172-1000 Fax:+886-2172-1322

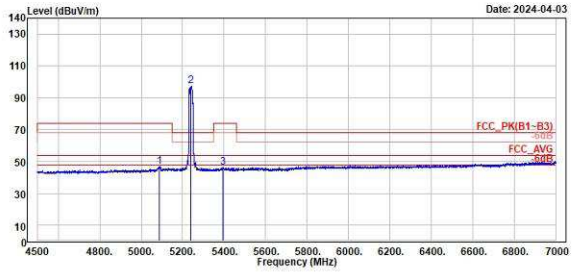

	Freq	Level	Read Level	Factor	Limit Line	Over Limit	APos	TPos	Remark	Pol/Phase	Note
	MHz	dBuV/m	dBuV	dB/m	dBuV/m	dB	cm	deg			
1	5089.00	46.69	3.63	43.06	54.00	-7.31	235	90	Average	Vertical	
2 *	5240.00	97.37	54.14	43.23	54.00	43.37	235	90	Average	Vertical	
3	5395.00	46.12	2.29	43.83	54.00	-7.88	235	90	Average	Vertical	

802.11ax HE40

CH 38 (Horizontal) Peak

TUV Rheinland Taiwan Ltd.
No. 458-18, Sec 2, Fenliao, Linkou Dist., New Taipei City 244, Taiwan(R.O.C.)
Tel:+886-2172-1000 Fax:+886-2172-1322

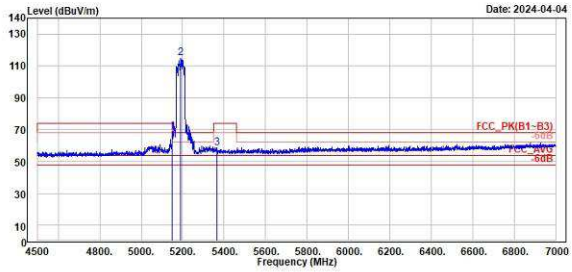

	Freq	Level	Read Level	Factor	Limit Line	Over Limit	APos	TPos	Remark	Pol/Phase	Note
	MHz	dBuV/m	dBuV	dB/m	dBuV/m	dB	cm	deg			
1 |	5149.00	68.93	25.74	43.19	74.00	-5.07	341	186	Peak	Horizontal	
2 *	5190.00	115.17	71.78	43.39	68.20	46.97	341	186	Peak	Horizontal	
3	5364.00	58.54	15.10	43.44	74.00	-15.46	341	186	Peak	Horizontal	

CH 38 (Vertical) Peak

TUV Rheinland Taiwan Ltd.
No. 458-18, Sec 2, Fenliao, Linkou Dist., New Taipei City 244, Taiwan(R.O.C.)
Tel:+886-2172-1000 Fax:+886-2172-1322

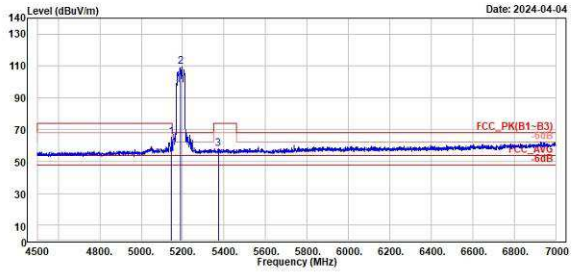

	Freq	Level	Read Level	Factor	Limit Line	Over Limit	APos	TPos	Remark	Pol/Phase	Note
	MHz	dBuV/m	dBuV	dB/m	dBuV/m	dB	cm	deg			
1	5146.00	65.32	22.14	43.18	74.00	-8.68	310	161	Peak	Vertical	
2 *	5190.00	109.47	66.08	43.39	68.20	41.27	310	161	Peak	Vertical	
3	5372.00	58.02	14.48	43.54	74.00	-15.98	310	161	Peak	Vertical	

802.11ax HE40

CH 38 (Horizontal) Average

TUV Rheinland Taiwan Ltd.
No. 458-18, Sec 2, Fenliao, Linkou Dist., New Taipei City 244, Taiwan(R.O.C.)
Tel:+886-2172-1000 Fax:+886-2172-1322

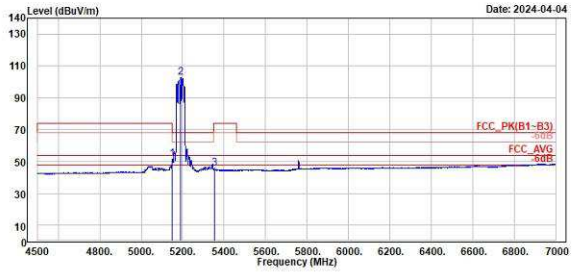

		Freq	Level	Read Level	Factor	Limit Line	Over Limit	APos	TPos	Remark	Pol/Phase	Note
		MHz	dBuV/m	dBuV	dB/m	dBuV/m	dB	cm	deg			
1	!	5150.00	51.40	8.21	43.19	54.00	-2.60	341	186	Average	Horizontal	
2	*	5190.00	102.94	59.55	43.39	54.00	48.94	341	186	Average	Horizontal	
3		5352.50	45.58	2.29	43.29	54.00	-8.42	341	186	Average	Horizontal	

CH 38 (Vertical) Average

TUV Rheinland Taiwan Ltd.
No. 458-18, Sec 2, Fenliao, Linkou Dist., New Taipei City 244, Taiwan(R.O.C.)
Tel:+886-2172-1000 Fax:+886-2172-1322

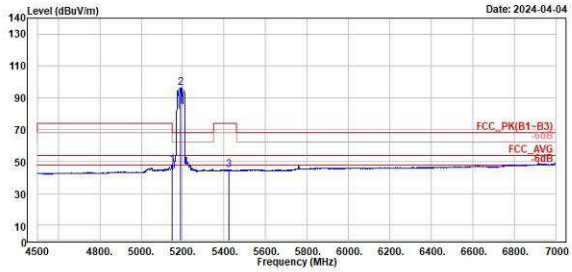

		Freq	Level	Read Level	Factor	Limit Line	Over Limit	APos	TPos	Remark	Pol/Phase	Note
		MHz	dBuV/m	dBuV	dB/m	dBuV/m	dB	cm	deg			
1	!	5147.50	48.09	4.91	43.18	54.00	-5.91	310	161	Average	Vertical	
2	*	5190.00	96.53	53.14	43.39	54.00	42.53	310	161	Average	Vertical	
3		5421.50	44.63	0.84	43.79	54.00	-9.37	310	161	Average	Vertical	

802.11ax HE40

CH 46 (Horizontal) Peak

TUV Rheinland Taiwan Ltd.
No. 458-18, Sec 2, Fenliao, Linkou Dist., New Taipei City 244, Taiwan(R.O.C.)
Tel:+886-2172-1000 Fax:+886-2172-1322

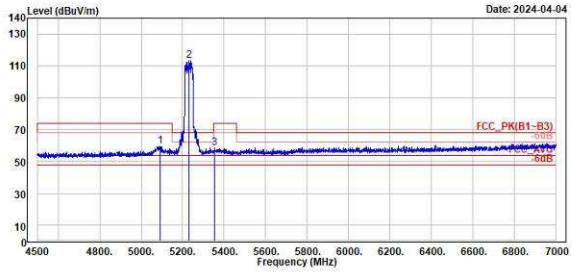

	Freq	Level	Read Level	Factor	Limit Line	Over Limit	APos	TPos	Remark	Pol/Phase	Note
	MHz	dBuV/m	dBuV	dB/m	dBuV/m	dB	cm	deg			
1	5090.50	59.47	16.41	43.06	74.00	-14.53	355	186	Peak	Horizontal	
2 *	5230.00	113.56	70.28	43.28	68.20	45.36	355	186	Peak	Horizontal	
3	5352.00	58.80	15.52	43.28	74.00	-15.20	355	186	Peak	Horizontal	

CH 46 (Vertical) Peak

TUV Rheinland Taiwan Ltd.
No. 458-18, Sec 2, Fenliao, Linkou Dist., New Taipei City 244, Taiwan(R.O.C.)
Tel:+886-2172-1000 Fax:+886-2172-1322

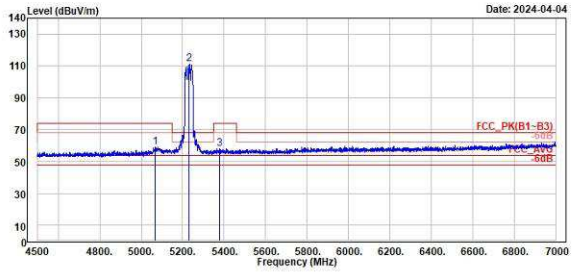

	Freq	Level	Read Level	Factor	Limit Line	Over Limit	APos	TPos	Remark	Pol/Phase	Note
	MHz	dBuV/m	dBuV	dB/m	dBuV/m	dB	cm	deg			
1	5067.00	58.98	15.89	43.09	74.00	-15.02	291	88	Peak	Vertical	
2 *	5230.00	111.13	67.85	43.28	68.20	42.93	291	88	Peak	Vertical	
3	5379.50	57.90	14.27	43.63	74.00	-16.10	291	88	Peak	Vertical	

802.11ax HE40

CH 46 (Horizontal) Average

TUV Rheinland Taiwan Ltd.
No. 458-18, Sec 2, Fenliao, Linkou Dist., New Taipei City 244, Taiwan(R.O.C.)
Tel:+886-2172-1000 Fax:+886-2172-1322

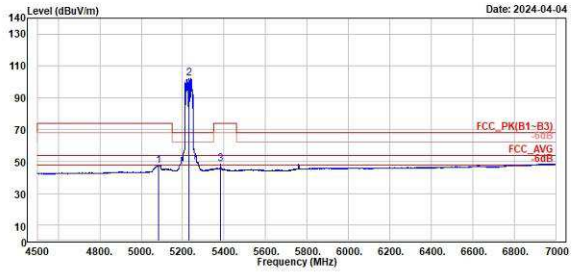

	Freq	Level	Read Level	Factor	Limit Line	Over Limit	APos	TPos	Remark	Pol/Phase	Note
	MHz	dBuV/m	dBuV	dB/m	dBuV/m	dB	cm	deg			
1	5085.00	47.44	4.37	43.07	54.00	-6.56	355	186	Average	Horizontal	
2 *	5230.00	102.44	59.16	43.28	54.00	48.44	355	186	Average	Horizontal	
3 !	5383.50	48.61	4.93	43.68	54.00	-5.39	355	186	Average	Horizontal	

CH 46 (Vertical) Average

TUV Rheinland Taiwan Ltd.
No. 458-18, Sec 2, Fenliao, Linkou Dist., New Taipei City 244, Taiwan(R.O.C.)
Tel:+886-2172-1000 Fax:+886-2172-1322

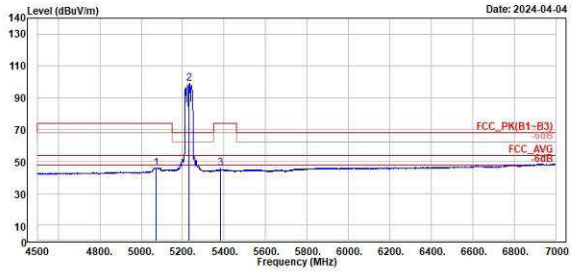

	Freq	Level	Read Level	Factor	Limit Line	Over Limit	APos	TPos	Remark	Pol/Phase	Note
	MHz	dBuV/m	dBuV	dB/m	dBuV/m	dB	cm	deg			
1	5072.50	46.01	2.92	43.09	54.00	-7.99	291	88	Average	Vertical	
2 *	5230.00	98.80	55.52	43.28	54.00	44.80	291	88	Average	Vertical	
3	5383.50	45.91	2.23	43.68	54.00	-8.09	291	88	Average	Vertical	

802.11ax HE80

CH 42 (Horizontal) Peak

TUV Rheinland Taiwan Ltd.
No. 458-18, Sec 2, Fenliao, Linkou Dist., New Taipei City 244, Taiwan(R.O.C.)
Tel:+886-2172-1000 Fax:+886-2172-1322

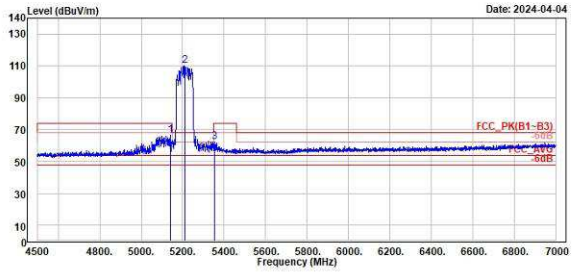

	Freq	Level	Read Level	Factor	Limit Line	Over Limit	APos	TPos	Remark	Pol/Phase	Note
	MHz	dBuV/m	dBuV	dB/m	dBuV/m	dB	cm	deg			
1	5141.50	66.34	23.17	43.17	74.00	-7.66	342	155	Peak	Horizontal	
2 *	5210.00	109.93	66.55	43.38	68.20	41.73	342	155	Peak	Horizontal	
3	5354.50	62.27	18.96	43.31	74.00	-11.73	342	155	Peak	Horizontal	

CH 42 (Vertical) Peak

TUV Rheinland Taiwan Ltd.
No. 458-18, Sec 2, Fenliao, Linkou Dist., New Taipei City 244, Taiwan(R.O.C.)
Tel:+886-2172-1000 Fax:+886-2172-1322

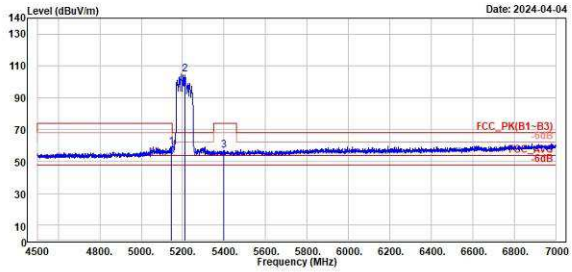

	Freq	Level	Read Level	Factor	Limit Line	Over Limit	APos	TPos	Remark	Pol/Phase	Note
	MHz	dBuV/m	dBuV	dB/m	dBuV/m	dB	cm	deg			
1	5144.50	58.98	15.80	43.18	74.00	-15.02	302	223	Peak	Vertical	
2 *	5210.00	105.02	61.64	43.38	68.20	36.82	302	223	Peak	Vertical	
3	5397.00	57.03	13.17	43.86	74.00	-16.97	302	223	Peak	Vertical	

802.11ax HE80

CH 42 (Horizontal) Average

TUV Rheinland Taiwan Ltd.
No. 458-18, Sec 2, Fenliao, Linkou Dist., New Taipei City 244, Taiwan(R.O.C.)
Tel:+886-2172-1000 Fax:+886-2172-1322

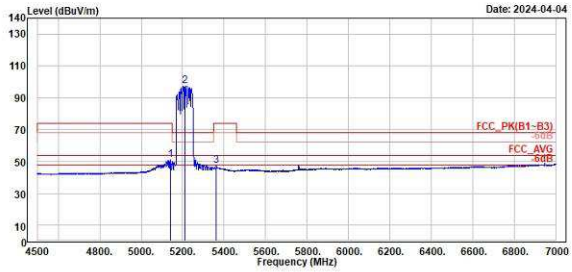

	Freq	Level	Read Level	Factor	Limit Line	Over Limit	APos	TPos	Remark	Pol/Phase	Note
	MHz	dBuV/m	dBuV	dB/m	dBuV/m	dB	cm	deg			
1 |	5140.00	50.86	7.70	43.16	54.00	-3.14	342	155	Average	Horizontal	
2 *	5210.00	97.34	53.96	43.38	54.00	43.34	342	155	Average	Horizontal	
3	5363.50	47.60	4.17	43.43	54.00	-6.40	342	155	Average	Horizontal	

CH 42 (Vertical) Average

TUV Rheinland Taiwan Ltd.
No. 458-18, Sec 2, Fenliao, Linkou Dist., New Taipei City 244, Taiwan(R.O.C.)
Tel:+886-2172-1000 Fax:+886-2172-1322

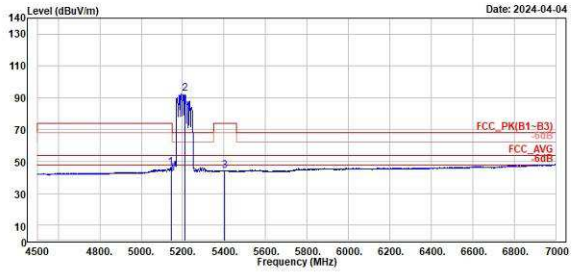

	Freq	Level	Read Level	Factor	Limit Line	Over Limit	APos	TPos	Remark	Pol/Phase	Note
	MHz	dBuV/m	dBuV	dB/m	dBuV/m	dB	cm	deg			
1	5143.00	46.56	3.38	43.18	54.00	-7.44	302	223	Average	Vertical	
2 *	5210.00	92.58	49.20	43.38	54.00	38.58	302	223	Average	Vertical	
3	5402.00	44.41	0.52	43.89	54.00	-9.59	302	223	Average	Vertical	

Band Edges, 5.35GHz

U-NII-2A

802.11a	
CH 52 (Horizontal) Peak	**CH 52 (Vertical) Peak**

TUV Rheinland Taiwan Ltd.
No. 458-18, Sec 2, Fenliao, Linkou Dist., New Taipei City 244, Taiwan(R.O.C.)
Tel:+886-2172-1000 Fax:+886-2172-1322

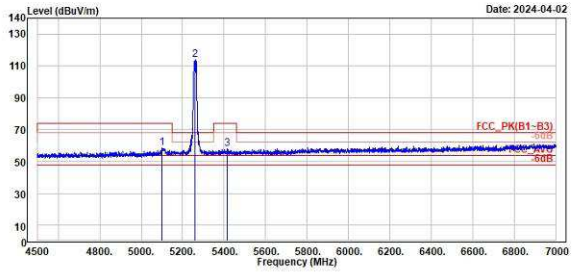

	Freq	Level	Read Level	Factor	Limit Line	Over Limit	APos	TPos	Remark	Pol/Phase	Note
	MHz	dBuV/m	dBuV	dB/m	dBuV/m	dB	cm	deg			
1	5100.00	58.81	15.76	43.05	74.00	-15.19	351	184	Peak	Horizontal	
2 *	5260.00	113.72	70.42	43.30	68.20	45.52	351	184	Peak	Horizontal	
3	5414.50	58.06	14.24	43.82	74.00	-15.94	351	184	Peak	Horizontal	

TUV Rheinland Taiwan Ltd.
No. 458-18, Sec 2, Fenliao, Linkou Dist., New Taipei City 244, Taiwan(R.O.C.)
Tel:+886-2172-1000 Fax:+886-2172-1322

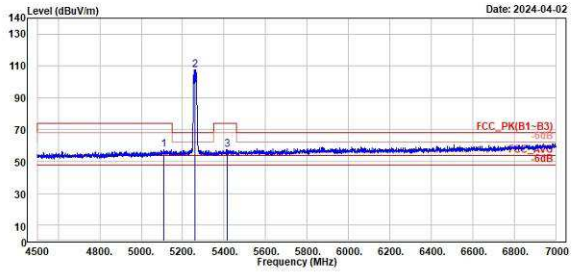

	Freq	Level	Read Level	Factor	Limit Line	Over Limit	APos	TPos	Remark	Pol/Phase	Note
	MHz	dBuV/m	dBuV	dB/m	dBuV/m	dB	cm	deg			
1	5107.50	57.67	14.59	43.08	74.00	-16.33	211	81	Peak	Vertical	
2 *	5260.00	107.49	64.19	43.30	68.20	39.29	211	81	Peak	Vertical	
3	5416.50	57.32	13.51	43.81	74.00	-16.68	211	81	Peak	Vertical	

802.11a

CH 52 (Horizontal) Average

TUV Rheinland Taiwan Ltd.
No. 458-18, Sec 2, Fenliao, Linkou Dist., New Taipei City 244, Taiwan(R.O.C.)
Tel:+886-2172-1000 Fax:+886-2172-1322

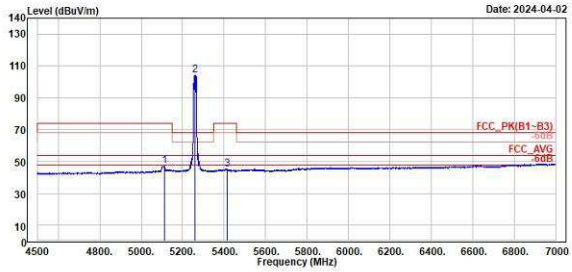

	Freq	Level	Read Level	Factor	Limit Line	Over Limit	APos	TPos	Remark	Pol/Phase	Note
	MHz	dBuV/m	dBuV	dB/m	dBuV/m	dB	cm	deg			
1	5111.00	47.15	4.07	43.08	54.00	-6.85	351	184	Average	Horizontal	
2 *	5260.00	104.36	61.06	43.30	54.00	50.36	351	184	Average	Horizontal	
3	5413.50	45.20	1.37	43.83	54.00	-8.80	351	184	Average	Horizontal	

CH 52 (Vertical) Average

TUV Rheinland Taiwan Ltd.
No. 458-18, Sec 2, Fenliao, Linkou Dist., New Taipei City 244, Taiwan(R.O.C.)
Tel:+886-2172-1000 Fax:+886-2172-1322

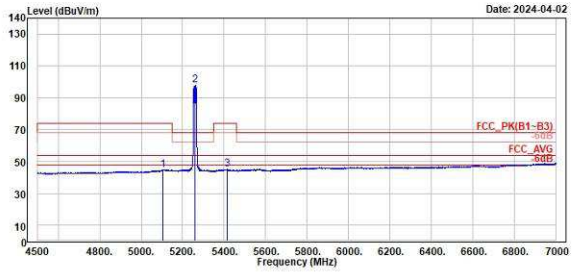

	Freq	Level	Read Level	Factor	Limit Line	Over Limit	APos	TPos	Remark	Pol/Phase	Note
	MHz	dBuV/m	dBuV	dB/m	dBuV/m	dB	cm	deg			
1	5102.50	44.87	1.81	43.06	54.00	-9.13	211	81	Average	Vertical	
2 *	5260.00	98.06	54.76	43.30	54.00	44.06	211	81	Average	Vertical	
3	5413.00	45.03	1.20	43.83	54.00	-8.97	211	81	Average	Vertical	

802.11a

CH 60 (Horizontal) Peak

TUV Rheinland Taiwan Ltd.
No. 458-18, Sec 2, Fenliao, Linkou Dist., New Taipei City 244, Taiwan(R.O.C.)
Tel:+886-2172-1000 Fax:+886-2172-1322

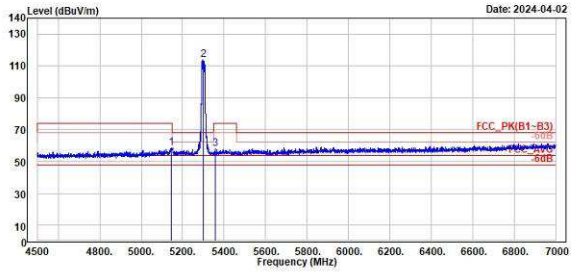

	Freq	Level	Read Level	Factor	Limit Line	Over Limit	APos	TPos	Remark	Pol/Phase	Note
	MHz	dBuV/m	dBuV	dB/m	dBuV/m	dB	cm	deg			
1	5146.00	58.67	15.49	43.18	74.00	-15.33	366	180	Peak	Horizontal	
2 *	5300.00	113.71	69.89	43.82	68.20	45.51	366	180	Peak	Horizontal	
3	5358.50	57.88	14.52	43.36	74.00	-16.12	366	180	Peak	Horizontal	

CH 60 (Vertical) Peak

TUV Rheinland Taiwan Ltd.
No. 458-18, Sec 2, Fenliao, Linkou Dist., New Taipei City 244, Taiwan(R.O.C.)
Tel:+886-2172-1000 Fax:+886-2172-1322

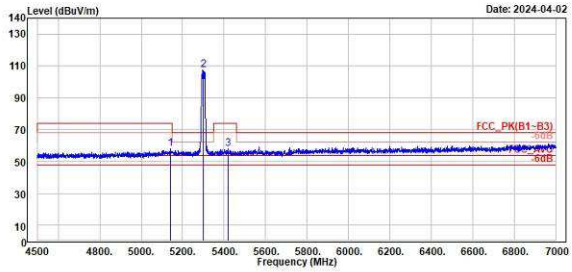

	Freq	Level	Read Level	Factor	Limit Line	Over Limit	APos	TPos	Remark	Pol/Phase	Note
	MHz	dBuV/m	dBuV	dB/m	dBuV/m	dB	cm	deg			
1	5141.50	58.26	15.09	43.17	74.00	-15.74	298	87	Peak	Vertical	
2 *	5300.00	107.31	63.49	43.82	68.20	39.11	298	87	Peak	Vertical	
3	5418.50	58.12	14.32	43.80	74.00	-15.88	298	87	Peak	Vertical	

802.11a

CH 60 (Horizontal) Average

TUV Rheinland Taiwan Ltd.
No. 458-18, Sec 2, Fenliao, Linkou Dist., New Taipei City 244, Taiwan(R.O.C.)
Tel:+886-2172-1000 Fax:+886-2172-1322

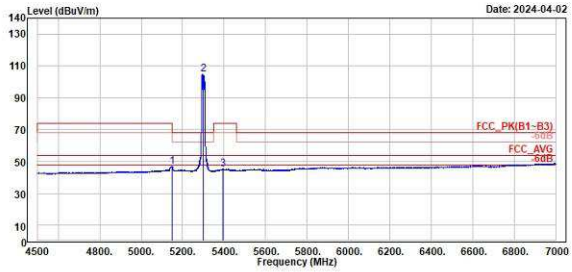

	Freq	Level	Read Level	Factor	Limit Line	Over Limit	APos	TPos	Remark	Pol/Phase	Note
	MHz	dBuV/m	dBuV	dB/m	dBuV/m	dB	cm	deg			
1	5150.00	46.98	3.79	43.19	54.00	-7.02	366	180	Average	Horizontal	
2 *	5300.00	104.96	61.14	43.82	54.00	50.96	366	180	Average	Horizontal	
3	5394.50	45.13	1.31	43.82	54.00	-8.87	366	180	Average	Horizontal	

CH 60 (Vertical) Average

TUV Rheinland Taiwan Ltd.
No. 458-18, Sec 2, Fenliao, Linkou Dist., New Taipei City 244, Taiwan(R.O.C.)
Tel:+886-2172-1000 Fax:+886-2172-1322

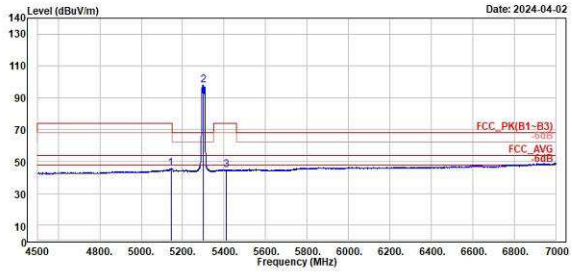

	Freq	Level	Read Level	Factor	Limit Line	Over Limit	APos	TPos	Remark	Pol/Phase	Note
	MHz	dBuV/m	dBuV	dB/m	dBuV/m	dB	cm	deg			
1	5143.00	45.69	2.51	43.18	54.00	-8.31	298	87	Average	Vertical	
2 *	5300.00	98.10	54.28	43.82	54.00	44.10	298	87	Average	Vertical	
3	5411.00	44.86	1.02	43.84	54.00	-9.14	298	87	Average	Vertical	

802.11a

CH 64 (Horizontal) Peak

TUV Rheinland Taiwan Ltd.
No. 458-18, Sec 2, Fenliao, Linkou Dist., New Taipei City 244, Taiwan(R.O.C.)
Tel:+886-2172-1000 Fax:+886-2172-1322

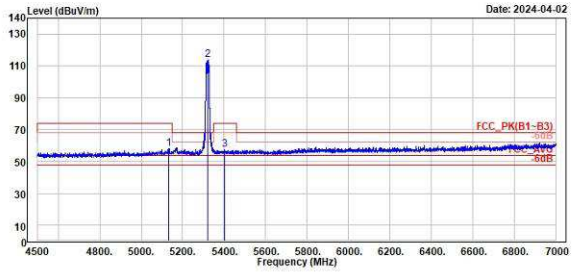

	Freq	Level	Read Level	Factor	Limit Line	Over Limit	APos	TPos	Remark	Pol/Phase	Note
	MHz	dBuV/m	dBuV	dB/m	dBuV/m	dB	cm	deg			
1	5134.50	57.83	14.68	43.15	74.00	-16.17	342	180	Peak	Horizontal	
2 *	5320.00	114.17	70.58	43.59	68.20	45.97	342	180	Peak	Horizontal	
3	5404.50	57.41	13.54	43.87	74.00	-16.59	342	180	Peak	Horizontal	

CH 64 (Vertical) Peak

TUV Rheinland Taiwan Ltd.
No. 458-18, Sec 2, Fenliao, Linkou Dist., New Taipei City 244, Taiwan(R.O.C.)
Tel:+886-2172-1000 Fax:+886-2172-1322

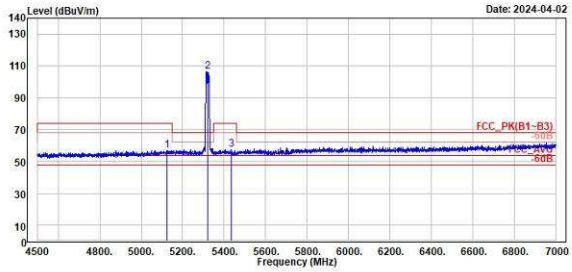

	Freq	Level	Read Level	Factor	Limit Line	Over Limit	APos	TPos	Remark	Pol/Phase	Note
	MHz	dBuV/m	dBuV	dB/m	dBuV/m	dB	cm	deg			
1	5124.00	57.15	14.03	43.12	74.00	-16.85	100	295	Peak	Vertical	
2 *	5320.00	106.33	62.74	43.59	68.20	38.13	100	295	Peak	Vertical	
3	5436.50	57.59	13.88	43.71	74.00	-16.41	100	295	Peak	Vertical	

802.11a

CH 64 (Horizontal) Average

TUV Rheinland Taiwan Ltd.
No. 458-18, Sec 2, Fenliao, Linkou Dist., New Taipei City 244, Taiwan(R.O.C.)
Tel:+886-2172-1000 Fax:+886-2172-1322

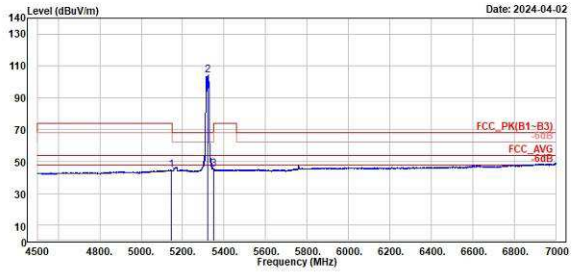

	Freq	Level	Read Level	Factor	Limit Line	Over Limit	APos	TPos	Remark	Pol/Phase	Note
	MHz	dBuV/m	dBuV	dB/m	dBuV/m	dB	cm	deg			
1	5143.50	44.53	1.35	43.18	54.00	-9.47	342	180	Average	Horizontal	
2 *	5320.00	104.51	60.92	43.59	54.00	50.51	342	180	Average	Horizontal	
3	5350.00	45.08	1.82	43.26	54.00	-8.92	342	180	Average	Horizontal	

CH 64 (Vertical) Average

TUV Rheinland Taiwan Ltd.
No. 458-18, Sec 2, Fenliao, Linkou Dist., New Taipei City 244, Taiwan(R.O.C.)
Tel:+886-2172-1000 Fax:+886-2172-1322

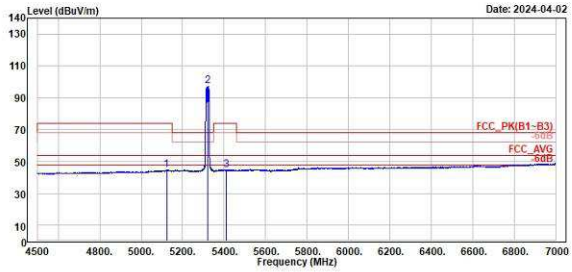

	Freq	Level	Read Level	Factor	Limit Line	Over Limit	APos	TPos	Remark	Pol/Phase	Note
	MHz	dBuV/m	dBuV	dB/m	dBuV/m	dB	cm	deg			
1	5122.50	44.60	1.49	43.11	54.00	-9.40	100	295	Average	Vertical	
2 *	5320.00	97.15	53.56	43.59	54.00	43.15	100	295	Average	Vertical	
3	5411.50	44.85	1.01	43.84	54.00	-9.15	100	295	Average	Vertical	

802.11ax HE20

CH 52 (Horizontal) Peak

TUV Rheinland Taiwan Ltd.
No. 458-18, Sec 2, Fenliao, Linkou Dist., New Taipei City 244, Taiwan(R.O.C.)
Tel:+886-2172-1000 Fax:+886-2172-1322

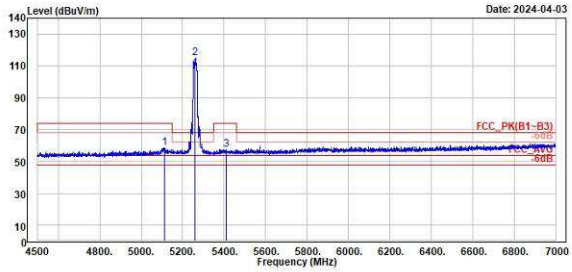

	Freq	Level	Read Level	Factor	Limit Line	Over Limit	APos	TPos	Remark	Pol/Phase	Note
	MHz	dBuV/m	dBuV	dB/m	dBuV/m	dB	cm	deg			
1	5114.00	58.46	15.37	43.09	74.00	-15.54	317	151	Peak	Horizontal	
2 *	5260.00	115.23	71.93	43.30	68.20	47.03	317	151	Peak	Horizontal	
3	5409.50	57.55	13.70	43.85	74.00	-16.45	317	151	Peak	Horizontal	

CH 52 (Vertical) Peak

TUV Rheinland Taiwan Ltd.
No. 458-18, Sec 2, Fenliao, Linkou Dist., New Taipei City 244, Taiwan(R.O.C.)
Tel:+886-2172-1000 Fax:+886-2172-1322

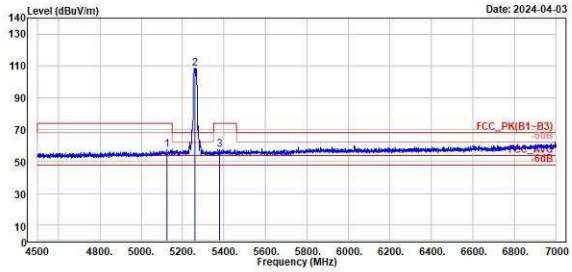

	Freq	Level	Read Level	Factor	Limit Line	Over Limit	APos	TPos	Remark	Pol/Phase	Note
	MHz	dBuV/m	dBuV	dB/m	dBuV/m	dB	cm	deg			
1	5123.50	57.41	14.29	43.12	74.00	-16.59	255	63	Peak	Vertical	
2 *	5260.00	108.77	65.47	43.30	68.20	40.57	255	63	Peak	Vertical	
3	5378.00	57.59	13.97	43.62	74.00	-16.41	255	63	Peak	Vertical	

802.11ax HE20

CH 52 (Horizontal) Average

TUV Rheinland Taiwan Ltd.
No. 458-18, Sec 2, Fenliao, Linkou Dist., New Taipei City 244, Taiwan(R.O.C.)
Tel:+886-2172-1000 Fax:+886-2172-1322

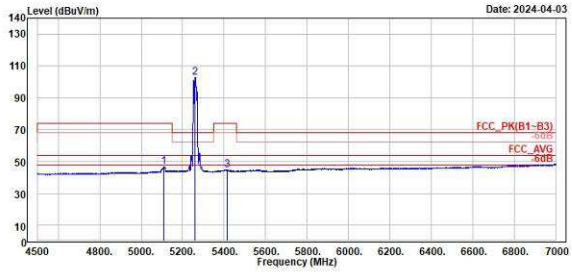

	Freq	Level	Read Level	Factor	Limit Line	Over Limit	APos	TPos	Remark	Pol/Phase	Note
	MHz	dBuV/m	dBuV	dB/m	dBuV/m	dB	cm	deg			
1	5108.50	46.58	3.50	43.08	54.00	-7.42	317	151	Average	Horizontal	
2 *	5260.00	102.90	59.60	43.30	54.00	48.90	317	151	Average	Horizontal	
3	5413.50	44.68	0.85	43.83	54.00	-9.32	317	151	Average	Horizontal	

CH 52 (Vertical) Average

TUV Rheinland Taiwan Ltd.
No. 458-18, Sec 2, Fenliao, Linkou Dist., New Taipei City 244, Taiwan(R.O.C.)
Tel:+886-2172-1000 Fax:+886-2172-1322

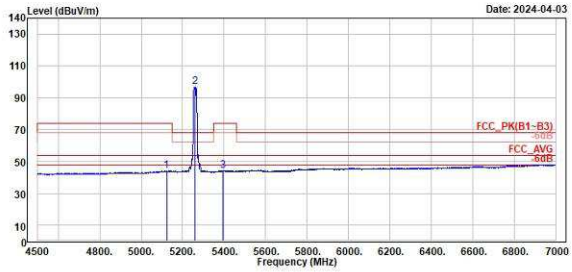

	Freq	Level	Read Level	Factor	Limit Line	Over Limit	APos	TPos	Remark	Pol/Phase	Note
	MHz	dBuV/m	dBuV	dB/m	dBuV/m	dB	cm	deg			
1	5122.50	44.02	0.91	43.11	54.00	-9.98	255	63	Average	Vertical	
2 *	5260.00	97.13	53.83	43.30	54.00	43.13	255	63	Average	Vertical	
3	5393.50	44.43	0.62	43.81	54.00	-9.57	255	63	Average	Vertical	

802.11ax HE20

CH 60 (Horizontal) Peak

TUV Rheinland Taiwan Ltd.
No. 458-18, Sec 2, Fenliao, Linkou Dist., New Taipei City 244, Taiwan(R.O.C.)
Tel:+886-2172-1000 Fax:+886-2172-1322

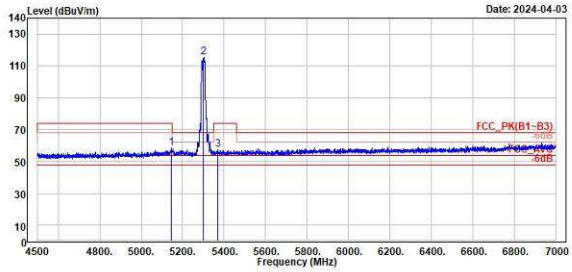

	Freq	Level	Read Level	Factor	Limit Line	Over Limit	APos	TPos	Remark	Pol/Phase	Note
	MHz	dBuV/m	dBuV	dB/m	dBuV/m	dB	cm	deg			
1	5143.50	58.48	15.30	43.18	74.00	-15.52	312	157	Peak	Horizontal	
2 *	5300.00	115.39	71.57	43.82	68.20	47.19	312	157	Peak	Horizontal	
3	5371.50	57.60	14.07	43.53	74.00	-16.40	312	157	Peak	Horizontal	

CH 60 (Vertical) Peak

TUV Rheinland Taiwan Ltd.
No. 458-18, Sec 2, Fenliao, Linkou Dist., New Taipei City 244, Taiwan(R.O.C.)
Tel:+886-2172-1000 Fax:+886-2172-1322

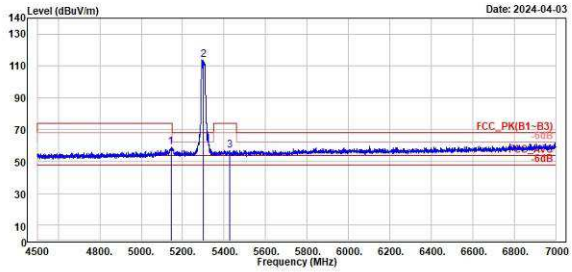

	Freq	Level	Read Level	Factor	Limit Line	Over Limit	APos	TPos	Remark	Pol/Phase	Note
	MHz	dBuV/m	dBuV	dB/m	dBuV/m	dB	cm	deg			
1	5143.00	58.95	15.77	43.18	74.00	-15.05	211	114	Peak	Vertical	
2 *	5300.00	113.96	70.14	43.82	68.20	45.76	211	114	Peak	Vertical	
3	5427.00	56.96	13.20	43.76	74.00	-17.04	211	114	Peak	Vertical	

802.11ax HE20

CH 60 (Horizontal) Average

TUV Rheinland Taiwan Ltd.
No. 458-18, Sec 2, Fenliao, Linkou Dist., New Taipei City 244, Taiwan(R.O.C.)
Tel:+886-2172-1000 Fax:+886-2172-1322

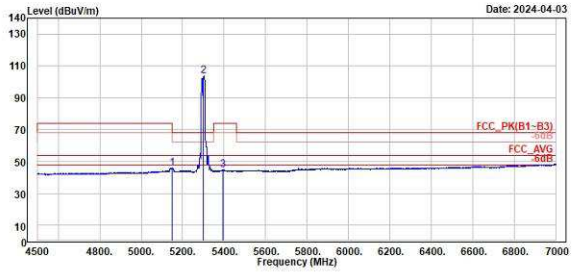

	Freq	Level	Read Level	Factor	Limit Line	Over Limit	APos	TPos	Remark	Pol/Phase	Note
	MHz	dBuV/m	dBuV	dB/m	dBuV/m	dB	cm	deg			
1	5147.50	45.83	2.65	43.18	54.00	-8.17	312	157	Average	Horizontal	
2 *	5300.00	103.60	59.78	43.82	54.00	49.60	312	157	Average	Horizontal	
3	5392.50	44.54	0.74	43.80	54.00	-9.46	312	157	Average	Horizontal	

CH 60 (Vertical) Average

TUV Rheinland Taiwan Ltd.
No. 458-18, Sec 2, Fenliao, Linkou Dist., New Taipei City 244, Taiwan(R.O.C.)
Tel:+886-2172-1000 Fax:+886-2172-1322

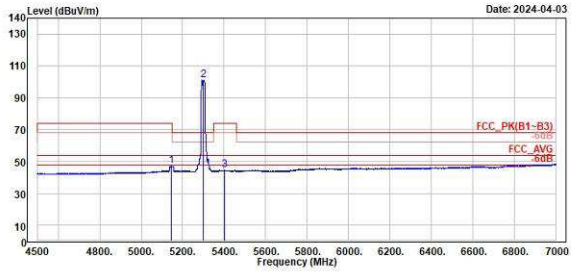

	Freq	Level	Read Level	Factor	Limit Line	Over Limit	APos	TPos	Remark	Pol/Phase	Note
	MHz	dBuV/m	dBuV	dB/m	dBuV/m	dB	cm	deg			
1	5145.50	47.27	4.09	43.18	54.00	-6.73	211	114	Average	Vertical	
2 *	5300.00	101.21	57.39	43.82	54.00	47.21	211	114	Average	Vertical	
3	5401.00	44.54	0.65	43.89	54.00	-9.46	211	114	Average	Vertical	

802.11ax HE20

CH 64 (Horizontal) Peak

TUV Rheinland Taiwan Ltd.
No. 458-18, Sec 2, Fenliao, Linkou Dist., New Taipei City 244, Taiwan(R.O.C.)
Tel:+886-2172-1000 Fax:+886-2172-1322

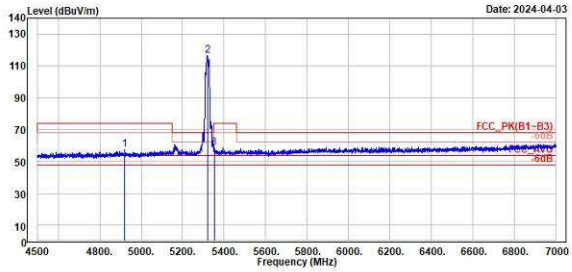

	Freq	Level	Read Level	Factor	Limit Line	Over Limit	APos	TPos	Remark	Pol/Phase	Note
	MHz	dBuV/m	dBuV	dB/m	dBuV/m	dB	cm	deg			
1	4922.00	57.27	14.53	42.74	74.00	-16.73	382	168	Peak	Horizontal	
2 *	5320.00	116.45	72.86	43.59	68.20	48.25	382	168	Peak	Horizontal	
3	5351.50	58.76	15.48	43.28	74.00	-15.24	382	168	Peak	Horizontal	

CH 64 (Vertical) Peak

TUV Rheinland Taiwan Ltd.
No. 458-18, Sec 2, Fenliao, Linkou Dist., New Taipei City 244, Taiwan(R.O.C.)
Tel:+886-2172-1000 Fax:+886-2172-1322

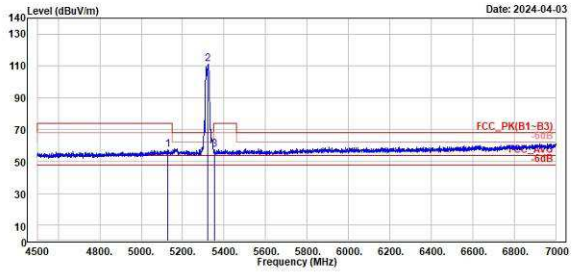

	Freq	Level	Read Level	Factor	Limit Line	Over Limit	APos	TPos	Remark	Pol/Phase	Note
	MHz	dBuV/m	dBuV	dB/m	dBuV/m	dB	cm	deg			
1	5130.50	57.40	14.26	43.14	74.00	-16.60	242	91	Peak	Vertical	
2 *	5320.00	111.38	67.79	43.59	68.20	43.18	242	91	Peak	Vertical	
3	5353.50	57.47	14.17	43.30	74.00	-16.53	242	91	Peak	Vertical	

802.11ax HE20

CH 64 (Horizontal) Average

TUV Rheinland Taiwan Ltd.
No. 458-18, Sec 2, Fenliao, Linkou Dist., New Taipei City 244, Taiwan(R.O.C.)
Tel:+886-2172-1000 Fax:+886-2172-1322

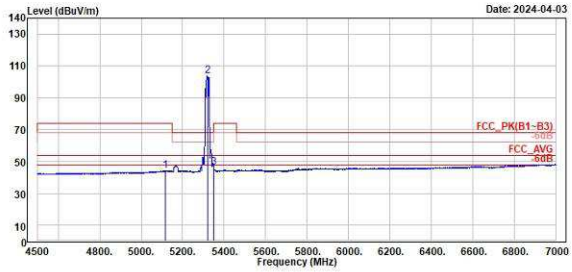

	Freq	Level	Read Level	Factor	Limit Line	Over Limit	APos	TPos	Remark	Pol/Phase	Note
	MHz	dBuV/m	dBuV	dB/m	dBuV/m	dB	cm	deg			
1	5116.00	44.26	1.16	43.10	54.00	-9.74	382	168	Average	Horizontal	
2 *	5320.00	103.94	60.35	43.59	54.00	49.94	382	168	Average	Horizontal	
3	5350.00	46.14	2.88	43.26	54.00	-7.86	382	168	Average	Horizontal	

CH 64 (Vertical) Average

TUV Rheinland Taiwan Ltd.
No. 458-18, Sec 2, Fenliao, Linkou Dist., New Taipei City 244, Taiwan(R.O.C.)
Tel:+886-2172-1000 Fax:+886-2172-1322

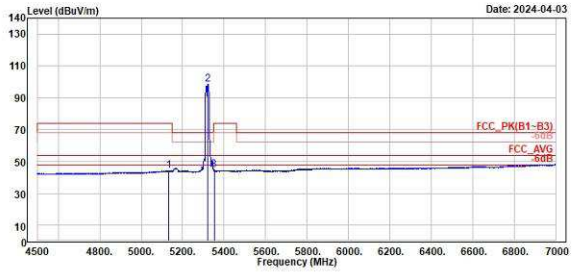

	Freq	Level	Read Level	Factor	Limit Line	Over Limit	APos	TPos	Remark	Pol/Phase	Note
	MHz	dBuV/m	dBuV	dB/m	dBuV/m	dB	cm	deg			
1	5132.50	44.26	1.11	43.15	54.00	-9.74	242	91	Average	Vertical	
2 *	5320.00	98.58	54.99	43.59	54.00	44.58	242	91	Average	Vertical	
3	5351.50	44.89	1.61	43.28	54.00	-9.11	242	91	Average	Vertical	

802.11ax HE40

CH 54 (Horizontal) Peak

TUV Rheinland Taiwan Ltd.
No. 458-18, Sec 2, Fenliao, Linkou Dist., New Taipei City 244, Taiwan(R.O.C.)
Tel:+886-2172-1000 Fax:+886-2172-1322

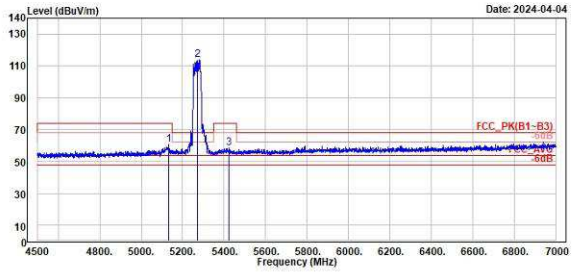

	Freq	Level	Read Level	Factor	Limit Line	Over Limit	APos	TPos	Remark	Pol/Phase	Note
	MHz	dBuV/m	dBuV	dB/m	dBuV/m	dB	cm	deg			
1	5133.50	60.85	17.70	43.15	74.00	-13.15	369	184	Peak	Horizontal	
2 *	5270.00	113.66	70.23	43.43	68.20	45.46	369	184	Peak	Horizontal	
3	5423.50	58.40	14.62	43.78	74.00	-15.60	369	184	Peak	Horizontal	

CH 54 (Vertical) Peak

TUV Rheinland Taiwan Ltd.
No. 458-18, Sec 2, Fenliao, Linkou Dist., New Taipei City 244, Taiwan(R.O.C.)
Tel:+886-2172-1000 Fax:+886-2172-1322

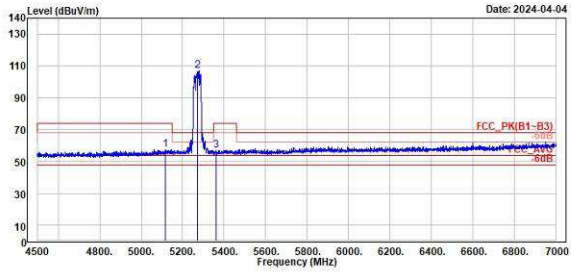

	Freq	Level	Read Level	Factor	Limit Line	Over Limit	APos	TPos	Remark	Pol/Phase	Note
	MHz	dBuV/m	dBuV	dB/m	dBuV/m	dB	cm	deg			
1	5116.00	57.55	14.45	43.10	74.00	-16.45	100	297	Peak	Vertical	
2 *	5270.00	106.89	63.46	43.43	68.20	38.69	100	297	Peak	Vertical	
3	5363.00	57.14	13.71	43.43	74.00	-16.86	100	297	Peak	Vertical	

802.11ax HE40

CH 54 (Horizontal) Average

TUV Rheinland Taiwan Ltd.
No. 458-18, Sec 2, Fenliao, Linkou Dist., New Taipei City 244, Taiwan(R.O.C.)
Tel:+886-2172-1000 Fax:+886-2172-1322

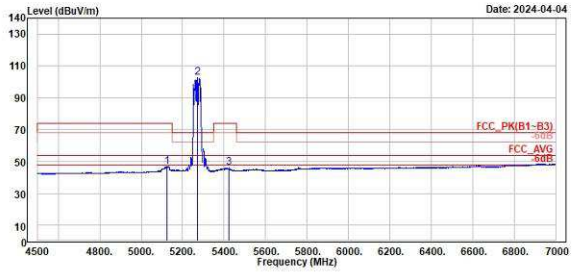

	Freq	Level	Read Level	Factor	Limit Line	Over Limit	APos	TPos	Remark	Pol/Phase	Note
	MHz	dBuV/m	dBuV	dB/m	dBuV/m	dB	cm	deg			
1	5125.00	47.06	3.94	43.12	54.00	-6.94	369	184	Average	Horizontal	
2 *	5270.00	102.82	59.39	43.43	54.00	48.82	369	184	Average	Horizontal	
3	5423.50	46.48	2.70	43.78	54.00	-7.52	369	184	Average	Horizontal	

CH 54 (Vertical) Average

TUV Rheinland Taiwan Ltd.
No. 458-18, Sec 2, Fenliao, Linkou Dist., New Taipei City 244, Taiwan(R.O.C.)
Tel:+886-2172-1000 Fax:+886-2172-1322

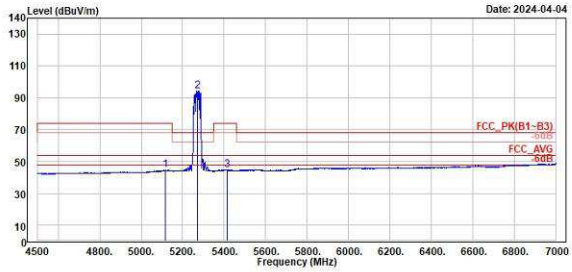

	Freq	Level	Read Level	Factor	Limit Line	Over Limit	APos	TPos	Remark	Pol/Phase	Note
	MHz	dBuV/m	dBuV	dB/m	dBuV/m	dB	cm	deg			
1	5116.00	44.57	1.47	43.10	54.00	-9.43	100	297	Average	Vertical	
2 *	5270.00	94.32	50.89	43.43	54.00	40.32	100	297	Average	Vertical	
3	5416.50	44.87	1.06	43.81	54.00	-9.13	100	297	Average	Vertical	

802.11ax HE40

CH 62 (Horizontal) Peak

TUV Rheinland Taiwan Ltd.
No. 458-18, Sec 2, Fenliao, Linkou Dist., New Taipei City 244, Taiwan(R.O.C.)
Tel:+886-2172-1000 Fax:+886-2172-1322

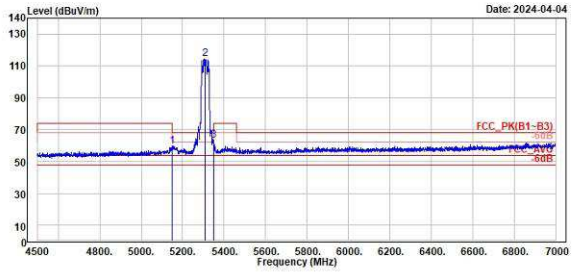

	Freq	Level	Read Level	Factor	Limit Line	Over Limit	APos	TPos	Remark	Pol/Phase	Note
	MHz	dBuV/m	dBuV	dB/m	dBuV/m	dB	cm	deg			
1	5150.00	59.37	16.18	43.19	68.20	-8.83	347	187	Peak	Horizontal	
2 *	5310.00	114.32	70.62	43.70	68.20	46.12	347	187	Peak	Horizontal	
3 !	5350.00	63.50	20.24	43.26	68.20	-4.70	347	187	Peak	Horizontal	

CH 62 (Vertical) Peak

TUV Rheinland Taiwan Ltd.
No. 458-18, Sec 2, Fenliao, Linkou Dist., New Taipei City 244, Taiwan(R.O.C.)
Tel:+886-2172-1000 Fax:+886-2172-1322

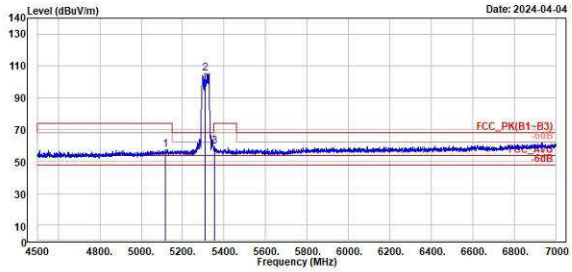

	Freq	Level	Read Level	Factor	Limit Line	Over Limit	APos	TPos	Remark	Pol/Phase	Note
	MHz	dBuV/m	dBuV	dB/m	dBuV/m	dB	cm	deg			
1	5115.00	57.37	14.28	43.09	74.00	-16.63	100	294	Peak	Vertical	
2 *	5310.00	105.39	61.69	43.70	68.20	37.19	100	294	Peak	Vertical	
3	5353.50	59.85	16.55	43.30	74.00	-14.15	100	294	Peak	Vertical	

802.11ax HE40

CH 62 (Horizontal) Average

TUV Rheinland Taiwan Ltd.
No. 458-18, Sec 2, Fenliao, Linkou Dist., New Taipei City 244, Taiwan(R.O.C.)
Tel:+886-2172-1000 Fax:+886-2172-1322

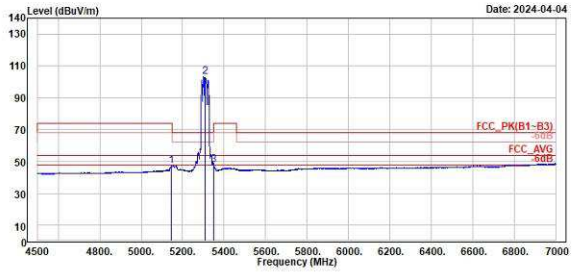

	Freq	Level	Read Level	Factor	Limit Line	Over Limit	APos	TPos	Remark	Pol/Phase	Note
	MHz	dBuV/m	dBuV	dB/m	dBuV/m	dB	cm	deg			
1	5146.50	47.19	4.01	43.18	54.00	-6.81	347	187	Average	Horizontal	
2 *	5310.00	103.08	59.38	43.70	54.00	49.08	347	187	Average	Horizontal	
3 !	5350.00	48.12	4.86	43.26	54.00	-5.88	347	187	Average	Horizontal	

CH 62 (Vertical) Average

TUV Rheinland Taiwan Ltd.
No. 458-18, Sec 2, Fenliao, Linkou Dist., New Taipei City 244, Taiwan(R.O.C.)
Tel:+886-2172-1000 Fax:+886-2172-1322

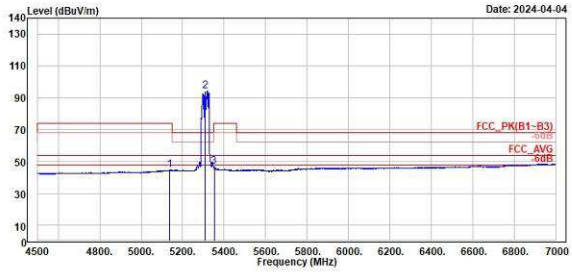

	Freq	Level	Read Level	Factor	Limit Line	Over Limit	APos	TPos	Remark	Pol/Phase	Note
	MHz	dBuV/m	dBuV	dB/m	dBuV/m	dB	cm	deg			
1	5138.50	44.57	1.41	43.16	54.00	-9.43	100	294	Average	Vertical	
2 *	5310.00	94.40	50.70	43.70	54.00	40.40	100	294	Average	Vertical	
3	5351.50	46.92	3.64	43.28	54.00	-7.08	100	294	Average	Vertical	

802.11ax HE80

CH 58 (Horizontal) Peak

TUV Rheinland Taiwan Ltd.
No. 458-18, Sec 2, Fenliao, Linkou Dist., New Taipei City 244, Taiwan(R.O.C.)
Tel:+886-2172-1000 Fax:+886-2172-1322

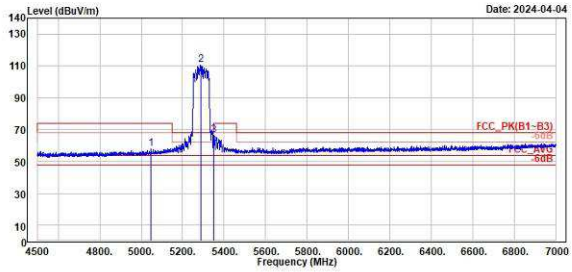

	Freq	Level	Read Level	Factor	Limit Line	Over Limit	APos	TPos	Remark	Pol/Phase	Note
	MHz	dBuV/m	dBuV	dB/m	dBuV/m	dB	cm	deg			
1	5045.50	58.17	15.08	43.09	74.00	-15.83	301	156	Peak	Horizontal	
2 *	5290.00	110.68	66.99	43.69	68.20	42.48	301	156	Peak	Horizontal	
3	5351.00	66.50	23.23	43.27	74.00	-7.50	301	156	Peak	Horizontal	

CH 58 (Vertical) Peak

TUV Rheinland Taiwan Ltd.
No. 458-18, Sec 2, Fenliao, Linkou Dist., New Taipei City 244, Taiwan(R.O.C.)
Tel:+886-2172-1000 Fax:+886-2172-1322

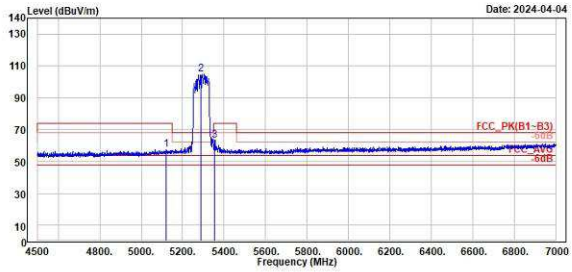

	Freq	Level	Read Level	Factor	Limit Line	Over Limit	APos	TPos	Remark	Pol/Phase	Note
	MHz	dBuV/m	dBuV	dB/m	dBuV/m	dB	cm	deg			
1	5119.00	57.59	14.48	43.11	74.00	-16.41	298	149	Peak	Vertical	
2 *	5290.00	105.01	61.32	43.69	68.20	36.81	298	149	Peak	Vertical	
3	5354.00	63.61	20.30	43.31	74.00	-10.39	298	149	Peak	Vertical	

802.11ax HE80

CH 58 (Horizontal) Average

TUV Rheinland Taiwan Ltd.
No. 458-18, Sec 2, Fenliao, Linkou Dist., New Taipei City 244, Taiwan(R.O.C.)
Tel:+886-2172-1000 Fax:+886-2172-1322

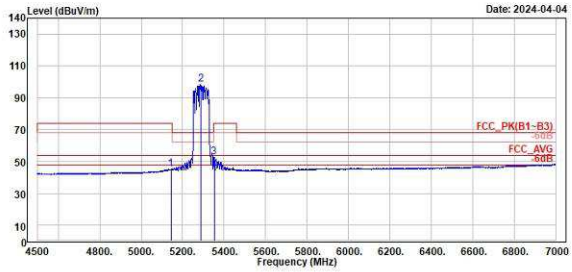

	Freq	Level	Read Level	Factor	Limit Line	Over Limit	APos	TPos	Remark	Pol/Phase	Note
	MHz	dBuV/m	dBuV	dB/m	dBuV/m	dB	cm	deg			
1	5143.00	45.14	1.96	43.18	54.00	-8.86	301	156	Average	Horizontal	
2 *	5290.00	98.39	54.70	43.69	54.00	44.39	301	156	Average	Horizontal	
3 !	5351.50	52.93	9.65	43.28	54.00	-1.07	301	156	Average	Horizontal	

CH 58 (Vertical) Average

TUV Rheinland Taiwan Ltd.
No. 458-18, Sec 2, Fenliao, Linkou Dist., New Taipei City 244, Taiwan(R.O.C.)
Tel:+886-2172-1000 Fax:+886-2172-1322

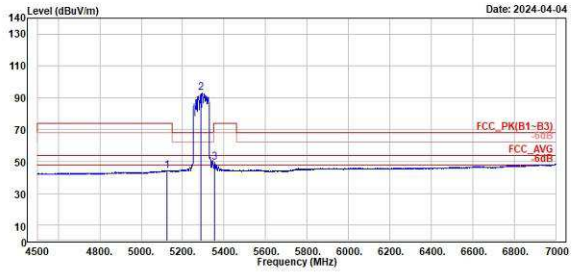

	Freq	Level	Read Level	Factor	Limit Line	Over Limit	APos	TPos	Remark	Pol/Phase	Note
	MHz	dBuV/m	dBuV	dB/m	dBuV/m	dB	cm	deg			
1	5123.50	44.34	1.22	43.12	54.00	-9.66	298	149	Average	Vertical	
2 *	5290.00	93.06	49.37	43.69	54.00	39.06	298	149	Average	Vertical	
3 !	5354.00	49.70	6.39	43.31	54.00	-4.30	298	149	Average	Vertical	

802.11ax HE160

CH 50 (Horizontal) Peak

TUV Rheinland Taiwan Ltd.
No. 458-18, Sec 2, Fenliao, Linkou Dist., New Taipei City 244, Taiwan(R.O.C.)
Tel:+886-2172-1000 Fax:+886-2172-1322

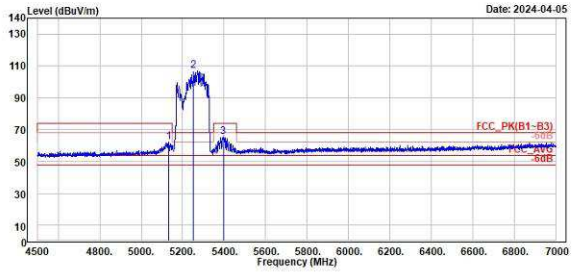

	Freq	Level	Read Level	Factor	Limit Line	Over Limit	APos	TPos	Remark	Pol/Phase	Note
	MHz	dBuV/m	dBuV	dB/m	dBuV/m	dB	cm	deg			
1	5131.50	62.16	19.02	43.14	74.00	-11.84	350	186	Peak	Horizontal	
2 *	5250.00	107.25	64.08	43.17	68.20	39.05	350	186	Peak	Horizontal	
3	5396.50	65.28	21.42	43.86	74.00	-8.72	350	186	Peak	Horizontal	

CH 50 (Vertical) Peak

TUV Rheinland Taiwan Ltd.
No. 458-18, Sec 2, Fenliao, Linkou Dist., New Taipei City 244, Taiwan(R.O.C.)
Tel:+886-2172-1000 Fax:+886-2172-1322

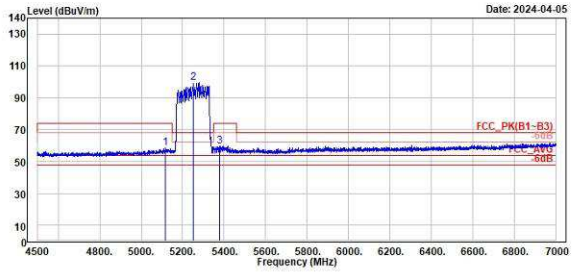

	Freq	Level	Read Level	Factor	Limit Line	Over Limit	APos	TPos	Remark	Pol/Phase	Note
	MHz	dBuV/m	dBuV	dB/m	dBuV/m	dB	cm	deg			
1	5118.00	58.52	15.41	43.11	74.00	-15.48	100	297	Peak	Vertical	
2 *	5250.00	99.58	56.41	43.17	68.20	31.38	100	297	Peak	Vertical	
3	5378.50	59.83	16.21	43.62	74.00	-14.17	100	297	Peak	Vertical	

802.11ax HE160

CH 50 (Horizontal) Average

TUV Rheinland Taiwan Ltd.
No. 458-18.Sec 2.Fenliao.,Linkou Dist.,New Taipei City 244. Taiwan(R.O.C.)
Tel:+886-2172-1000 Fax:+886-2172-1322

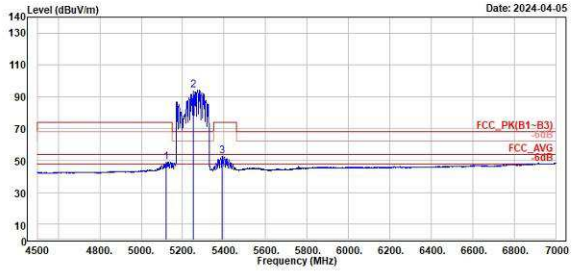

	Freq	Level	Read Level	Factor	Limit Line	Over Limit	APos	TPos	Remark	Pol/Phase	Note
	MHz	dBuV/m	dBuV	dB/m	dBuV/m	dB	cm	deg			
1 !	5121.50	49.24	6.13	43.11	54.00	-4.76	350	186	Average	Horizontal	
2 *	5250.00	94.44	51.27	43.17	54.00	40.44	350	186	Average	Horizontal	
3 !	5392.00	52.57	8.78	43.79	54.00	-1.43	350	186	Average	Horizontal	

CH 50 (Vertical) Average

TUV Rheinland Taiwan Ltd.
No. 458-18.Sec 2.Fenliao.,Linkou Dist.,New Taipei City 244. Taiwan(R.O.C.)
Tel:+886-2172-1000 Fax:+886-2172-1322

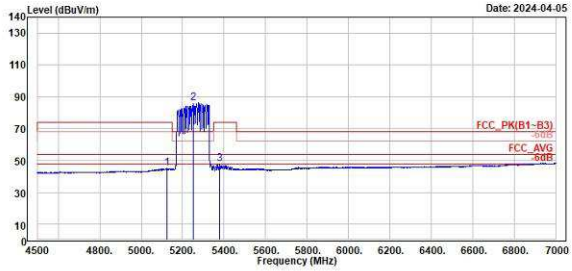

	Freq	Level	Read Level	Factor	Limit Line	Over Limit	APos	TPos	Remark	Pol/Phase	Note
	MHz	dBuV/m	dBuV	dB/m	dBuV/m	dB	cm	deg			
1	5126.50	45.04	1.92	43.12	54.00	-8.96	100	297	Average	Vertical	
2 *	5250.00	85.97	42.80	43.17	54.00	31.97	100	297	Average	Vertical	
3	5378.50	47.68	4.06	43.62	54.00	-6.32	100	297	Average	Vertical	

Band Edges, 5.3GHz ~ 5.47GHz, 5.725GHz

U-NII-2C

802.11a

CH 100 (Horizontal) Peak

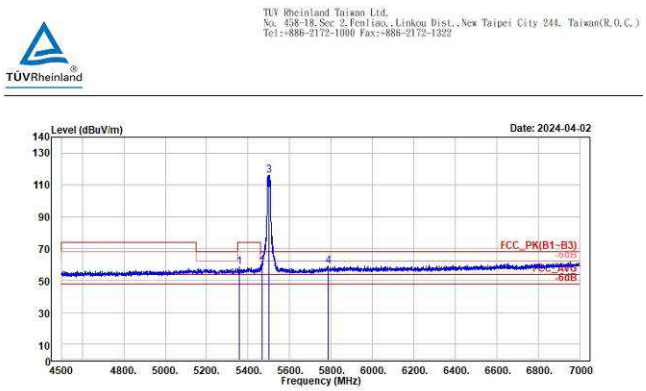

	Freq	Level	Read Level	Factor	Limit Line	Over Limit	APos	TPos	Remark	Pol/Phase	Note
	MHz	dBuV/m	dBuV	dB/m	dBuV/m	dB	cm	deg			
1	5359.00	58.52	15.15	43.37	74.00	-15.48	306	166	Peak	Horizontal	
2	5467.50	61.84	18.15	43.69	68.20	-6.36	306	166	Peak	Horizontal	
3 *	5500.00	116.13	72.35	43.78	68.20	47.93	306	166	Peak	Horizontal	
4	5785.00	59.00	14.89	44.11	68.20	-9.20	306	166	Peak	Horizontal	

CH 100 (Vertical) Peak

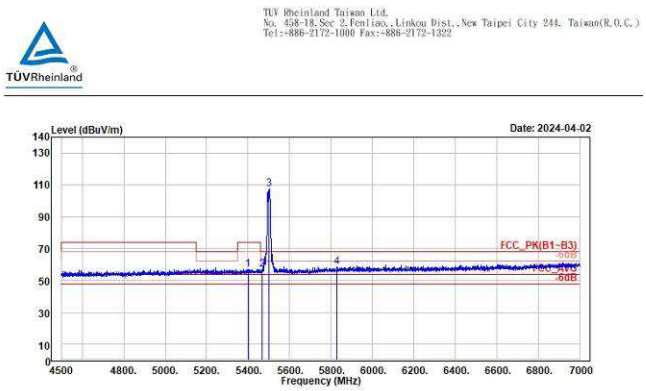

	Freq	Level	Read Level	Factor	Limit Line	Over Limit	APos	TPos	Remark	Pol/Phase	Note
	MHz	dBuV/m	dBuV	dB/m	dBuV/m	dB	cm	deg			
1	5400.50	57.10	13.20	43.90	74.00	-16.90	112	290	Peak	Vertical	
2	5468.00	56.84	13.15	43.69	68.20	-11.36	112	290	Peak	Vertical	
3 *	5500.00	107.73	63.95	43.78	68.20	39.53	112	290	Peak	Vertical	
4	5828.00	58.41	14.20	44.21	68.20	-9.79	112	290	Peak	Vertical	

802.11a

CH 100 (Horizontal) Average

TUV Rheinland Taiwan Ltd.
No. 458-18, Sec 2, Fenliao, Linkou Dist., New Taipei City 244, Taiwan(R.O.C.)
Tel:+886-2172-1000 Fax:+886-2172-1322

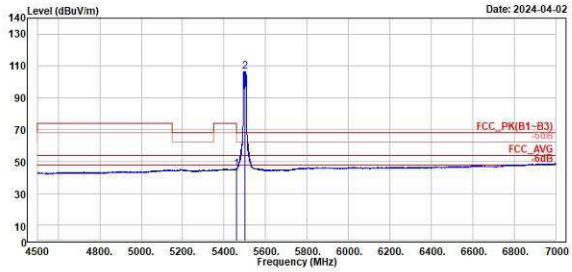

	Freq	Level	Read Level	Factor	Limit Line	Over Limit	APos	TPos	Remark	Pol/Phase	Note
	MHz	dBuV/m	dBuV	dB/m	dBuV/m	dB	cm	deg			
1	5459.00	45.40	1.73	43.67	54.00	-8.60	306	166	Average	Horizontal	
2 *	5500.00	106.55	62.77	43.78	54.00	52.55	306	166	Average	Horizontal	

CH 100 (Vertical) Average

TUV Rheinland Taiwan Ltd.
No. 458-18, Sec 2, Fenliao, Linkou Dist., New Taipei City 244, Taiwan(R.O.C.)
Tel:+886-2172-1000 Fax:+886-2172-1322

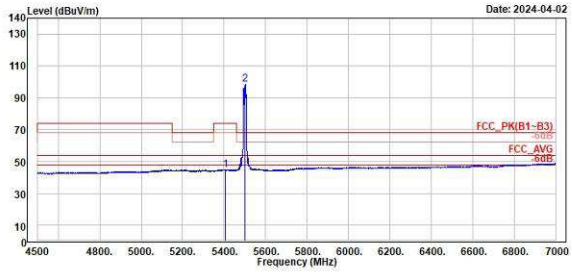

	Freq	Level	Read Level	Factor	Limit Line	Over Limit	APos	TPos	Remark	Pol/Phase	Note
	MHz	dBuV/m	dBuV	dB/m	dBuV/m	dB	cm	deg			
1	5407.50	44.97	1.11	43.86	54.00	-9.03	112	290	Average	Vertical	
2 *	5500.00	98.33	54.55	43.78	54.00	44.33	112	290	Average	Vertical	

802.11a

CH 116 (Horizontal) Peak

TUV Rheinland Taiwan Ltd.
No. 458-18, Sec 2, Fenliao, Linkou Dist., New Taipei City 244, Taiwan(R.O.C.)
Tel:+886-2172-1000 Fax:+886-2172-1322

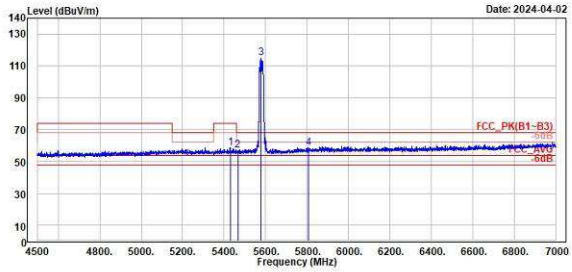

	Freq	Level	Read Level	Factor	Limit Line	Over Limit	APos	TPos	Remark	Pol/Phase	Note
	MHz	dBuV/m	dBuV	dB/m	dBuV/m	dB	cm	deg			
1	5430.00	58.52	14.78	43.74	74.00	-15.48	345	189	Peak	Horizontal	
2	5466.00	56.93	13.25	43.68	68.20	-11.27	345	189	Peak	Horizontal	
3 *	5580.00	115.15	71.52	43.63	68.20	46.95	345	189	Peak	Horizontal	
4	5805.50	58.51	14.37	44.14	68.20	-9.69	345	189	Peak	Horizontal	

CH 116 (Vertical) Peak

TUV Rheinland Taiwan Ltd.
No. 458-18, Sec 2, Fenliao, Linkou Dist., New Taipei City 244, Taiwan(R.O.C.)
Tel:+886-2172-1000 Fax:+886-2172-1322

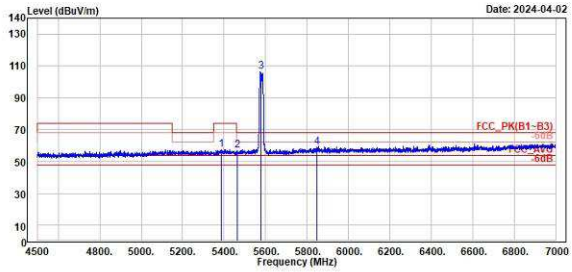

	Freq	Level	Read Level	Factor	Limit Line	Over Limit	APos	TPos	Remark	Pol/Phase	Note
	MHz	dBuV/m	dBuV	dB/m	dBuV/m	dB	cm	deg			
1	5387.00	57.56	13.83	43.73	74.00	-16.44	100	296	Peak	Vertical	
2	5463.00	57.03	13.35	43.68	68.20	-11.17	100	296	Peak	Vertical	
3 *	5580.00	106.49	62.86	43.63	68.20	38.29	100	296	Peak	Vertical	
4	5849.00	58.84	14.57	44.27	68.20	-9.36	100	296	Peak	Vertical	

802.11a

CH 116 (Horizontal) Average

TUV Rheinland Taiwan Ltd.
No. 458-18, Sec 2, Fenliao, Linkou Dist., New Taipei City 244, Taiwan(R.O.C.)
Tel:+886-2172-1000 Fax:+886-2172-1322

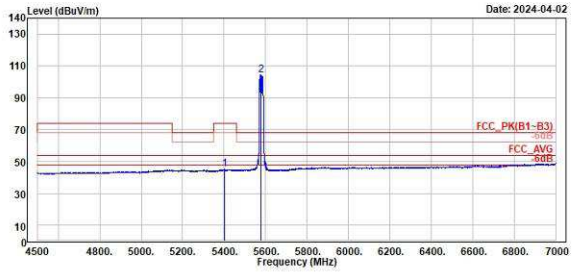

	Freq	Level	Read Level	Factor	Limit Line	Over Limit	APos	TPos	Remark	Pol/Phase	Note
	MHz	dBuV/m	dBuV	dB/m	dBuV/m	dB	cm	deg			
1	5403.50	45.02	1.14	43.88	54.00	-8.98	345	189	Average	Horizontal	
2 *	5580.00	104.31	60.68	43.63	54.00	50.31	345	189	Average	Horizontal	

CH 116 (Vertical) Average

TUV Rheinland Taiwan Ltd.
No. 458-18, Sec 2, Fenliao, Linkou Dist., New Taipei City 244, Taiwan(R.O.C.)
Tel:+886-2172-1000 Fax:+886-2172-1322

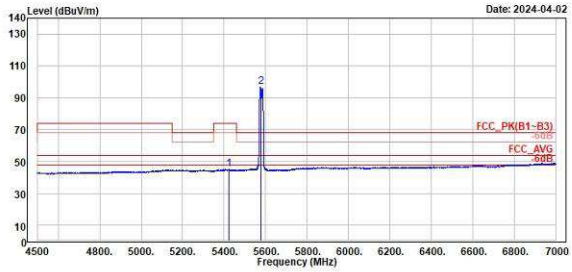

	Freq	Level	Read Level	Factor	Limit Line	Over Limit	APos	TPos	Remark	Pol/Phase	Note
	MHz	dBuV/m	dBuV	dB/m	dBuV/m	dB	cm	deg			
1	5423.00	45.01	1.23	43.78	54.00	-8.99	100	296	Average	Vertical	
2 *	5580.00	96.69	53.06	43.63	54.00	42.69	100	296	Average	Vertical	

802.11a

CH 140 (Horizontal) Peak

TUV Rheinland Taiwan Ltd.
No. 458-18, Sec 2, Fenliao, Linkou Dist., New Taipei City 244, Taiwan(R.O.C.)
Tel:+886-2172-1000 Fax:+886-2172-1322

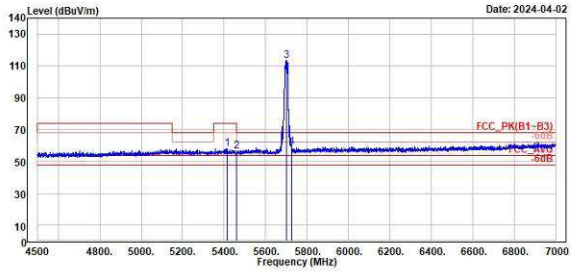

	Freq	Level	Read Level	Factor	Limit Line	Over Limit	APos	TPos	Remark	Pol/Phase	Note
	MHz	dBuV/m	dBuV	dB/m	dBuV/m	dB	cm	deg			
1	5414.00	58.22	14.39	43.83	74.00	-15.78	348	186	Peak	Horizontal	
2	5460.50	56.69	13.02	43.67	68.20	-11.51	348	186	Peak	Horizontal	
3 *	5700.00	113.58	70.04	43.54	68.20	45.38	348	186	Peak	Horizontal	
4	5727.50	59.34	15.49	43.85	68.20	-8.86	348	186	Peak	Horizontal	

CH 140 (Vertical) Peak

TUV Rheinland Taiwan Ltd.
No. 458-18, Sec 2, Fenliao, Linkou Dist., New Taipei City 244, Taiwan(R.O.C.)
Tel:+886-2172-1000 Fax:+886-2172-1322

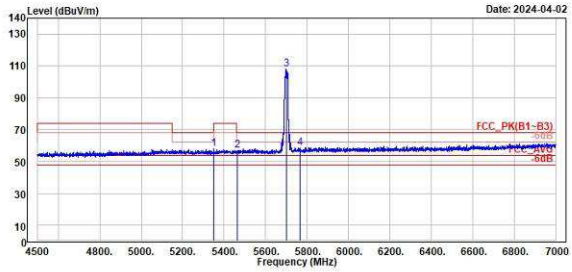

	Freq	Level	Read Level	Factor	Limit Line	Over Limit	APos	TPos	Remark	Pol/Phase	Note
	MHz	dBuV/m	dBuV	dB/m	dBuV/m	dB	cm	deg			
1	5350.50	57.99	14.72	43.27	74.00	-16.01	103	76	Peak	Vertical	
2	5465.00	56.87	13.19	43.68	68.20	-11.33	103	76	Peak	Vertical	
3 *	5700.00	108.13	64.59	43.54	68.20	39.93	103	76	Peak	Vertical	
4	5764.50	58.74	14.64	44.10	68.20	-9.46	103	76	Peak	Vertical	

802.11a

CH 140 (Horizontal) Average

TUV Rheinland Taiwan Ltd.
No. 458-18, Sec 2, Fenliao, Linkou Dist., New Taipei City 244, Taiwan(R.O.C.)
Tel:+886-2172-1000 Fax:+886-2172-1322

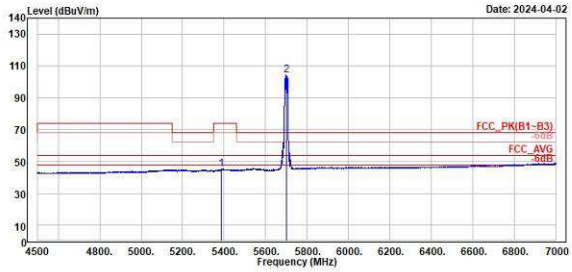

	Freq	Level	Read Level	Factor	Limit Line	Over Limit	APos	TPos	Remark	Pol/Phase	Note
	MHz	dBuV/m	dBuV	dB/m	dBuV/m	dB	cm	deg			
1	5388.00	45.39	1.64	43.75	54.00	-8.61	348	186	Average	Horizontal	
2 *	5700.00	104.16	60.62	43.54	54.00	50.16	348	186	Average	Horizontal	

CH 140 (Vertical) Average

TUV Rheinland Taiwan Ltd.
No. 458-18, Sec 2, Fenliao, Linkou Dist., New Taipei City 244, Taiwan(R.O.C.)
Tel:+886-2172-1000 Fax:+886-2172-1322

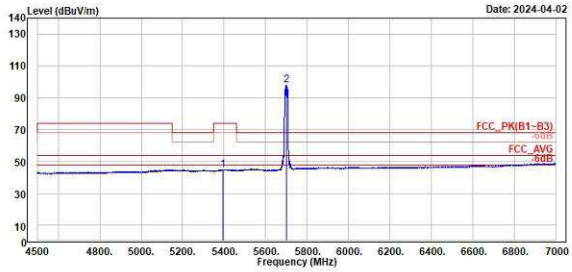

	Freq	Level	Read Level	Factor	Limit Line	Over Limit	APos	TPos	Remark	Pol/Phase	Note
	MHz	dBuV/m	dBuV	dB/m	dBuV/m	dB	cm	deg			
1	5396.00	44.96	1.12	43.84	54.00	-9.04	103	76	Average	Vertical	
2 *	5700.00	97.96	54.42	43.54	54.00	43.96	103	76	Average	Vertical	

802.11ax HE20

CH 100 (Horizontal) Peak

TUV Rheinland Taiwan Ltd.
No. 458-18.Sec 2.Fenliao.,Linkou Dist.,New Taipei City 244. Taiwan(R.O.C.)
Tel:+886-2172-1000 Fax:+886-2172-1322

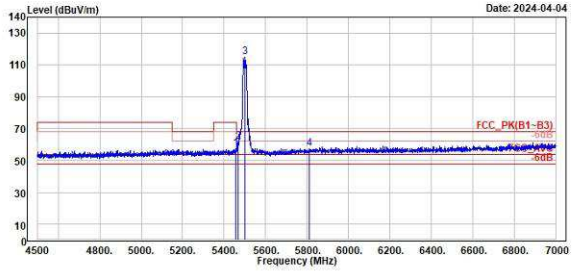

	Freq	Level	Read Level	Factor	Limit Line	Over Limit	APos	TPos	Remark	Pol/Phase	Note
	MHz	dBuV/m	dBuV	dB/m	dBuV/m	dB	cm	deg			
1	5455.00	57.23	13.58	43.65	74.00	-16.77	312	154	Peak	Horizontal	
2	5469.50	61.68	17.99	43.69	68.20	-6.52	312	154	Peak	Horizontal	
3 *	5500.00	114.82	71.04	43.78	68.20	46.62	312	154	Peak	Horizontal	
4	5812.50	57.74	13.57	44.17	68.20	-10.46	312	154	Peak	Horizontal	

CH 100 (Vertical) Peak

TUV Rheinland Taiwan Ltd.
No. 458-18.Sec 2.Fenliao.,Linkou Dist.,New Taipei City 244. Taiwan(R.O.C.)
Tel:+886-2172-1000 Fax:+886-2172-1322

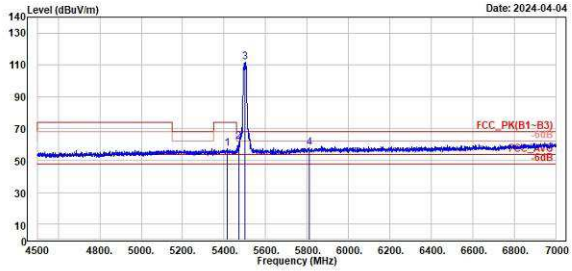

	Freq	Level	Read Level	Factor	Limit Line	Over Limit	APos	TPos	Remark	Pol/Phase	Note
	MHz	dBuV/m	dBuV	dB/m	dBuV/m	dB	cm	deg			
1	5416.50	57.33	13.52	43.81	74.00	-16.67	307	153	Peak	Vertical	
2	5470.00	61.52	17.82	43.70	68.20	-6.68	307	153	Peak	Vertical	
3 *	5500.00	111.98	68.20	43.78	68.20	43.78	307	153	Peak	Vertical	
4	5811.50	57.95	13.79	44.16	68.20	-10.25	307	153	Peak	Vertical	

802.11ax HE20

CH 100 (Horizontal) Average

TUV Rheinland Taiwan Ltd.
No. 458-18, Sec 2, Fenliao, Linkou Dist., New Taipei City 244, Taiwan(R.O.C.)
Tel:+886-2172-1000 Fax:+886-2172-1322

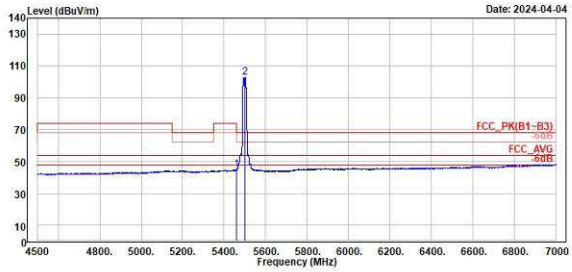

	Freq	Level	Read Level	Factor	Limit Line	Over Limit	APos	TPos	Remark	Pol/Phase	Note
	MHz	dBuV/m	dBuV	dB/m	dBuV/m	dB	cm	deg			
1	5459.50	44.86	1.19	43.67	54.00	-9.14	312	154	Average	Horizontal	
2 *	5500.00	102.83	59.05	43.78	54.00	48.83	312	154	Average	Horizontal	

CH 100 (Vertical) Average

TUV Rheinland Taiwan Ltd.
No. 458-18, Sec 2, Fenliao, Linkou Dist., New Taipei City 244, Taiwan(R.O.C.)
Tel:+886-2172-1000 Fax:+886-2172-1322

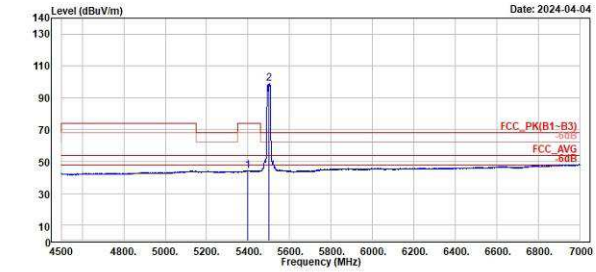

	Freq	Level	Read Level	Factor	Limit Line	Over Limit	APos	TPos	Remark	Pol/Phase	Note
	MHz	dBuV/m	dBuV	dB/m	dBuV/m	dB	cm	deg			
1	5399.50	44.40	0.51	43.89	54.00	-9.60	307	153	Average	Vertical	
2 *	5500.00	99.21	55.43	43.78	54.00	45.21	307	153	Average	Vertical	

802.11ax HE20

CH 116 (Horizontal) Peak

TUV Rheinland Taiwan Ltd.
No. 458-18, Sec 2, Fenliao, Linkou Dist., New Taipei City 244, Taiwan(R.O.C.)
Tel:+886-2172-1000 Fax:+886-2172-1322

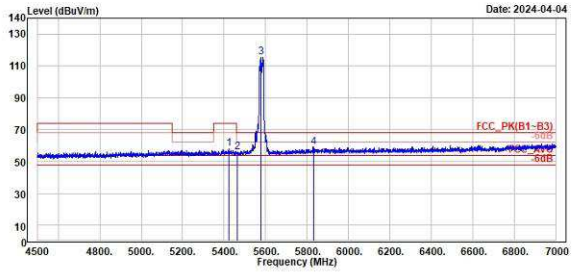

	Freq	Level	Read Level	Factor	Limit Line	Over Limit	APos	TPos	Remark	Pol/Phase	Note
	MHz	dBuV/m	dBuV	dB/m	dBuV/m	dB	cm	deg			
1	5423.00	57.81	14.03	43.78	74.00	-16.19	365	166	Peak	Horizontal	
2	5463.50	56.04	12.36	43.68	68.20	-12.16	365	166	Peak	Horizontal	
3 *	5580.00	115.37	71.74	43.63	68.20	47.17	365	166	Peak	Horizontal	
4	5830.50	59.22	15.01	44.21	68.20	-8.98	365	166	Peak	Horizontal	

CH 116 (Vertical) Peak

TUV Rheinland Taiwan Ltd.
No. 458-18, Sec 2, Fenliao, Linkou Dist., New Taipei City 244, Taiwan(R.O.C.)
Tel:+886-2172-1000 Fax:+886-2172-1322

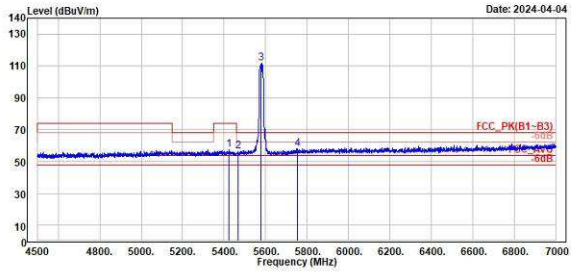

	Freq	Level	Read Level	Factor	Limit Line	Over Limit	APos	TPos	Remark	Pol/Phase	Note
	MHz	dBuV/m	dBuV	dB/m	dBuV/m	dB	cm	deg			
1	5424.50	57.26	13.49	43.77	74.00	-16.74	333	148	Peak	Vertical	
2	5469.50	56.24	12.55	43.69	68.20	-11.96	333	148	Peak	Vertical	
3 *	5580.00	111.90	68.27	43.63	68.20	43.70	333	148	Peak	Vertical	
4	5754.00	58.05	13.96	44.09	68.20	-10.15	333	148	Peak	Vertical	

802.11ax HE20

CH 116 (Horizontal) Average

TUV Rheinland Taiwan Ltd.
No. 458-18, Sec 2, Fenliao, Linkou Dist., New Taipei City 244, Taiwan(R.O.C.)
Tel:+886-2172-1000 Fax:+886-2172-1322

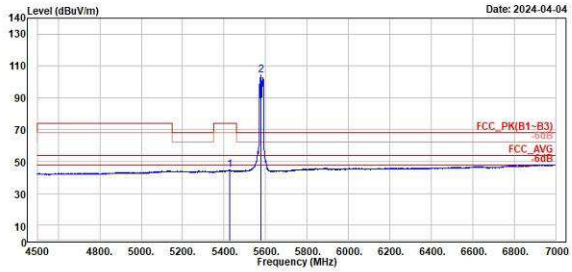

	Freq	Level	Read Level	Factor	Limit Line	Over Limit	APos	TPos	Remark	Pol/Phase	Note
	MHz	dBuV/m	dBuV	dB/m	dBuV/m	dB	cm	deg			
1	5425.50	44.57	0.80	43.77	54.00	-9.43	365	166	Average	Horizontal	
2 *	5580.00	104.43	60.80	43.63	54.00	50.43	365	166	Average	Horizontal	

CH 116 (Vertical) Average

TUV Rheinland Taiwan Ltd.
No. 458-18, Sec 2, Fenliao, Linkou Dist., New Taipei City 244, Taiwan(R.O.C.)
Tel:+886-2172-1000 Fax:+886-2172-1322

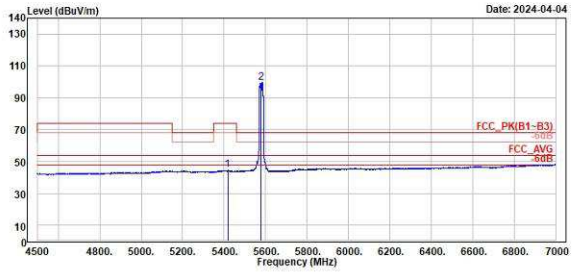

	Freq	Level	Read Level	Factor	Limit Line	Over Limit	APos	TPos	Remark	Pol/Phase	Note
	MHz	dBuV/m	dBuV	dB/m	dBuV/m	dB	cm	deg			
1	5417.00	44.52	0.71	43.81	54.00	-9.48	333	148	Average	Vertical	
2 *	5580.00	99.41	55.78	43.63	54.00	45.41	333	148	Average	Vertical	

802.11ax HE20

CH 140 (Horizontal) Peak

TUV Rheinland Taiwan Ltd.
No. 458-18, Sec 2, Fenliao, Linkou Dist., New Taipei City 244, Taiwan(R.O.C.)
Tel:+886-2172-1000 Fax:+886-2172-1322

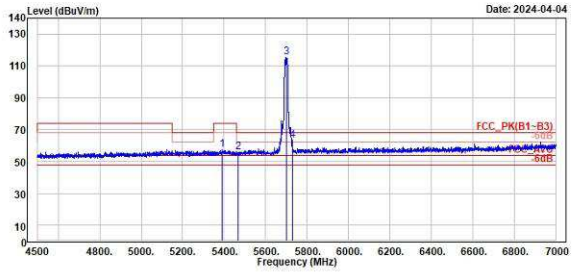

	Freq	Level	Read Level	Factor	Limit Line	Over Limit	APos	TPos	Remark	Pol/Phase	Note
	MHz	dBuV/m	dBuV	dB/m	dBuV/m	dB	cm	deg			
1	5391.50	57.25	13.46	43.79	74.00	-16.75	319	158	Peak	Horizontal	
2	5469.50	55.76	12.07	43.69	68.20	-12.44	319	158	Peak	Horizontal	
3 *	5700.00	115.63	72.09	43.54	68.20	47.43	319	158	Peak	Horizontal	
4 !	5728.00	63.38	19.53	43.85	68.20	-4.82	319	158	Peak	Horizontal	

CH 140 (Vertical) Peak

TUV Rheinland Taiwan Ltd.
No. 458-18, Sec 2, Fenliao, Linkou Dist., New Taipei City 244, Taiwan(R.O.C.)
Tel:+886-2172-1000 Fax:+886-2172-1322

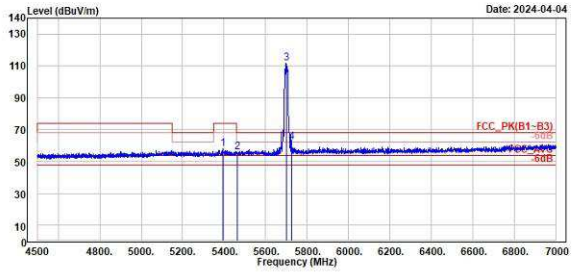

	Freq	Level	Read Level	Factor	Limit Line	Over Limit	APos	TPos	Remark	Pol/Phase	Note
	MHz	dBuV/m	dBuV	dB/m	dBuV/m	dB	cm	deg			
1	5394.50	57.87	14.05	43.82	74.00	-16.13	288	154	Peak	Vertical	
2	5464.00	56.13	12.45	43.68	68.20	-12.07	288	154	Peak	Vertical	
3 *	5700.00	111.66	68.12	43.54	68.20	43.46	288	154	Peak	Vertical	
4	5725.00	62.03	18.22	43.81	68.20	-6.17	288	154	Peak	Vertical	

802.11ax HE20

CH 140 (Horizontal) Average

TUV Rheinland Taiwan Ltd.
No. 458-18, Sec 2, Fenliao, Linkou Dist., New Taipei City 244, Taiwan(R.O.C.)
Tel:+886-2172-1000 Fax:+886-2172-1322

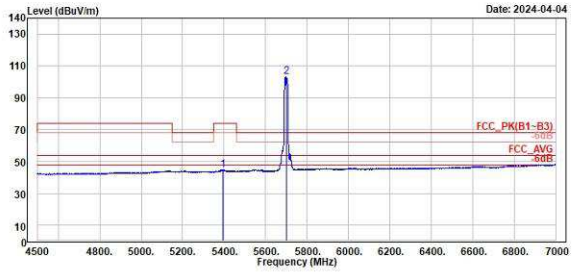

	Freq	Level	Read Level	Factor	Limit Line	Over Limit	APos	TPos	Remark	Pol/Phase	Note
	MHz	dBuV/m	dBuV	dB/m	dBuV/m	dB	cm	deg			
1	5395.50	44.76	0.92	43.84	54.00	-9.24	319	158	Average	Horizontal	
2 *	5700.00	103.17	59.63	43.54	54.00	49.17	319	158	Average	Horizontal	

CH 140 (Vertical) Average

TUV Rheinland Taiwan Ltd.
No. 458-18, Sec 2, Fenliao, Linkou Dist., New Taipei City 244, Taiwan(R.O.C.)
Tel:+886-2172-1000 Fax:+886-2172-1322

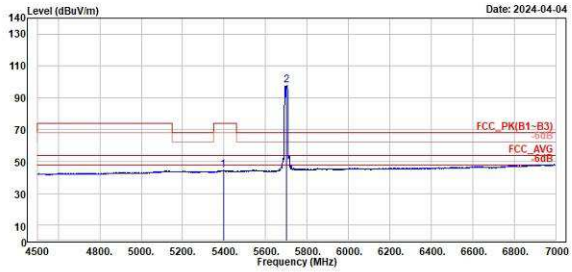

	Freq	Level	Read Level	Factor	Limit Line	Over Limit	APos	TPos	Remark	Pol/Phase	Note
	MHz	dBuV/m	dBuV	dB/m	dBuV/m	dB	cm	deg			
1	5396.50	44.46	0.60	43.86	54.00	-9.54	288	154	Average	Vertical	
2 *	5700.00	98.04	54.50	43.54	54.00	44.04	288	154	Average	Vertical	