FCC TEST REPORT

(PART 27)

REPORT NO.: RF120713C03-2
MODEL NO.: PM36100
FCC ID: NM8PM36100
RECEIVED: Jul. 13, 2012
TESTED: Jul. 25 ~ Jul. 30, 2012
ISSUED: Aug. 08, 2012

APPLICANT: HTC Corporation

ADDRESS: 23, Xinghua Rd., Taoyuan 330, Taiwan, R.O.C.

ISSUED BY: Bureau Veritas Consumer Products Services (H.K.) Ltd., Taoyuan Branch

LAB ADDRESS: No. 47, 14th Ling, Chia Pau Vil., Lin Kou Dist., New Taipei City, Taiwan, R.O.C.

TEST LOCATION: No. 19, Hwa Ya 2nd Rd, Wen Hwa Tsuen, Kwei Shan Hsiang, Taoyuan Hsien 333, Taiwan, R.O.C.

This report should not be used by the client to claim product certification, approval, or endorsement by TAF or any government agencies.

This report is for your exclusive use. Any copying or replication of this report to or for any other person or entity, or use of our name or trademark, is permitted only with our prior written permission. This report sets forth our findings solely with respect to the test samples identified herein. The results set forth in this report are not indicative or representative of the quality or characteristics of the lot from which a test sample was taken or any similar or identical product unless specifically and expressly noted. Our report includes all of the tests requested by you and the results thereof based upon the information that you provided to us. You have 60 days from date of issuance of this report to notify us of any material error or omission caused by our negligence, provided, however, that such notice shall be in writing and shall specifically address the issue you wish to raise. A failure to raise such issue within the prescribed time shall constitute your unqualified acceptance of the completeness of this report, the tests conducted and the correctness of the report contents. Unless specific mention, the uncertainty of measurement has been explicitly taken into account to declare the compliance or non-compliance to the specification

TABLE OF CONTENTS

RELEASE CONTROL RECORD 3
1 CERTIFICATION 4
2 SUMMARY OF TEST RESULTS 5
2.1 MEASUREMENT UNCERTAINTY 6
2.2 TEST SITE AND INSTRUMENTS 7
3 GENERAL INFORMATION 8
3.1 GENERAL DESCRIPTION OF EUT 8
3.2 CONFIGURATION OF SYSTEM UNDER TEST 9
3.3 DESCRIPTION OF TEST MODES 10
3.4 GENERAL DESCRIPTION OF APPLIED STANDARDS 12
4 TEST TYPES AND RESULTS 13
4.1 OUTPUT POWER MEASUREMENT 13
4.1.1 LIMITS OF OUTPUT POWER MEASUREMENT 13
4.1.2 TEST PROCEDURES 13
4.1.3 TEST SETUP 14
4.1.4 TEST RESULTS 15
4.2 FREQUENCY STABILITY MEASUREMENT 21
4.2.1 LIMITS OF FREQUENCY STABILIITY MEASUREMENT 21
4.2.2 TEST PROCEDURE 21
4.2.3 TEST SETUP 21
4.2.4 TEST RESULTS 22
4.3 OCCUPIED BANDWIDTH MEASUREMENT 23
4.3.1 LIMITS OF OCCUPIED BANDWIDTH MEASUREMENT 23
4.3.2 TEST SETUP 23
4.3.3 TEST PROCEDURES 23
4.3.4 TEST RESULTS 24
4.4 PEAK TO AVERAGE RATIO 26
4.4.1 LIMITS OF PEAK TO AVERAGE RATIO MEASUREMENT 26
4.4.2 TEST SETUP 26
4.4.3 TEST PROCEDURES 26
4.4.4 TEST RESULTS 27
4.5 BAND EDGE MEASUREMENT 31
4.5.1 LIMITS OF BAND EDGE MEASUREMENT 31
4.5.2 TEST SETUP 31
4.5.3 TEST PROCEDURES 31
4.5.4 TEST RESULTS 32
4.6 CONDUCTED SPURIOUS EMISSIONS 36
4.6.1 LIMITS OF CONDUCTED SPURIOUS EMISSIONS MEASUREMENT 36
4.6.2 TEST PROCEDURE 36
4.6.3 TEST SETUP 36
4.6.4 TEST RESULTS 37
4.7 RADIATED EMISSION MEASUREMENT 38
4.7.1 LIMITS OF RADIATED EMISSION MEASUREMENT 38
4.7.2 TEST PROCEDURES 38
4.7.3 DEVIATION FROM TEST STANDARD 38
4.7.4 TEST SETUP 39
4.7.5 TEST RESULTS 40
5 INFORMATION ON THE TESTING LABORATORIES 72
6 APPENDIX A – MODIFICATIONS RECORDERS FOR ENGINEERING CHANGES TO THE EUT BY THE LAB 73

RELEASE CONTROL RECORD

ISSUE NO.	REASON FOR CHANGE	DATE ISSUED
RF120713C03-2	Original release	Aug. 08, 2012

1 CERTIFICATION

PRODUCT:	Smart Phone
MODEL NO.:	PM36100
BRAND:	HTC
APPLICANT:	HTC Corporation
TESTED:	Jul. 25 ~ Jul. 30, 2012
TEST SAMPLE:	Production Unit
TEST STANDARDS:	**FCC Part 27, Subpart C, L** **FCC Part 2** ANSI C63.4-2003

The above equipment (model: PM36100) has been tested by **Bureau Veritas Consumer Products Services (H.K.) Ltd., Taoyuan Branch,** and found compliance with the requirement of the above standards. The test record, data evaluation & Equipment Under Test (EUT) configurations represented herein are true and accurate accounts of the measurements of the sample's EMC characteristics under the conditions specified in this report.

PREPARED BY : Andrea Hsia / Specialist , **DATE :** Aug. 08, 2012

APPROVED BY : Gary Chang / Technical Manager , **DATE :** Aug. 08, 2012

2 SUMMARY OF TEST RESULTS

The EUT has been tested according to the following specifications:

OPERATING BAND: 704–716 MHz			
STANDARD SECTION	**TEST TYPE AND LIMIT**	**RESULT**	**REMARK**
2.1046 27.50(C)(10)	Maximum Peak Output Power	PASS	Meet the requirement of limit.
2.1055 27.54	Frequency Stability	PASS	Meet the requirement of limit.
2.1049 27.53(g)	Occupied Bandwidth	PASS	Meet the requirement of limit.
27.53(g)	Band Edge Measurements	PASS	Meet the requirement of limit.
2.1051 27.53(g)	Conducted Spurious Emissions	PASS	Meet the requirement of limit.
2.1053 27.53(g)	Radiated Spurious Emissions	PASS	Meet the requirement of limit. Minimum passing margin is -8.13dB at 1428.00MHz.

OPERATING BAND: 1710~1755 MHz			
STANDARD SECTION	**TEST TYPE AND LIMIT**	**RESULT**	**REMARK**
2.1046 27.50(d)(4)	Maximum Peak Output Power	PASS	Meet the requirement of limit.
2.1055 27.54	Frequency Stability	PASS	Meet the requirement of limit.
2.1049 27.53(h)	Occupied Bandwidth	PASS	Meet the requirement of limit.
27.50(d)(5)	Peak to average ratio	PASS	Meet the requirement of limit.
27.53(h)	Band Edge Measurements	PASS	Meet the requirement of limit.
2.1051 27.53(h)	Conducted Spurious Emissions	PASS	Meet the requirement of limit.
2.1053 27.53(h)	Radiated Spurious Emissions	PASS	Meet the requirement of limit. Minimum passing margin is -25.73dB at 5184.30MHz.

2.1 MEASUREMENT UNCERTAINTY

Where relevant, the following measurement uncertainty levels have been estimated for tests performed on the EUT as specified in CISPR 16-4-2:

MEASUREMENT	FREQUENCY	UNCERTAINTY
Conducted emissions	150kHz~30MHz	2.44 dB
Radiated emissions	30MHz ~ 200MHz	2.93 dB
	200MHz ~1000MHz	2.95 dB
	1GHz ~ 18GHz	2.26 dB
	18GHz ~ 40GHz	1.94 dB

This uncertainty represents an expanded uncertainty expressed at approximately the 95% confidence level using a coverage factor of k=2.

2.2 TEST SITE AND INSTRUMENTS

DESCRIPTION & MANUFACTURER	MODEL NO.	SERIAL NO.	DATE OF CALIBRATION	DUE DATE OF CALIBRATION
Test Receiver Agilent	N9038A	MY51210203	Dec. 22, 2011	Dec. 21, 2012
Spectrum Analyzer ROHDE & SCHWARZ	FSU43	101261	Dec. 21, 2011	Dec. 20, 2012
BILOG Antenna SCHWARZBECK	VULB9168	9168-472	Dec. 20, 2011	Dec. 19, 2012
HORN Antenna SCHWARZBECK	BBHA 9120 D	9120D-969	Dec. 20, 2011	Dec. 19, 2012
HORN Antenna SCHWARZBECK	BBHA 9170	9170-480	Dec. 20, 2011	Dec. 19, 2012
Preamplifier EMCI	EMC 012645	980115	Dec. 30, 2011	Dec. 29, 2012
Preamplifier EMCI	EMC 330H	980112	Dec. 30, 2011	Dec. 29, 2012
RF signal cable HUBER+SUHNNER	SUCOFLEX 104	309219/4	Oct. 21, 2011	Oct. 20, 2012
RF signal cable HUBER+SUHNNER	SUCOFLEX 104	250130/4	Jan. 02, 2012	Jan. 01, 2013
RF signal cable Worken	RG-213	NA	Jan. 02, 2012	Jan. 01, 2013
Software	E3 6.120103	NA	NA	NA
Antenna Tower MF	MFA-440H	NA	NA	NA
Turn Table MF	MFT-201SS	NA	NA	NA
Antenna Tower &Turn Table Controller MF	MF-7802	NA	NA	NA
Mini-Circuits Power Splitter	ZN2PD-9G	NA	Mar. 23, 2012	Mar. 22, 2013
JFW 20dB attenuation	50HF-020-SMA	NA	NA	NA
Communications Tester-Wireless	E5515C	MY50266653	Sep. 28, 2011	Sep. 27, 2012
Radio Communication Analyzer	MT8820C	6201010284	Aug. 01, 2011	Jul. 31, 2012

NOTE: 1. The calibration interval of the above test instruments is 12 months and the calibrations are traceable to NML/ROC and NIST/USA.

2. The test was performed in HwaYa Chamber 9.

3. The horn antenna and HP preamplifier (model: 8449B) are used only for the measurement of emission frequency above 1GHz if tested.

4. The FCC Site Registration No. is 460141.

5. The IC Site Registration No. is IC 7450F-4.

3 GENERAL INFORMATION

3.1 GENERAL DESCRIPTION OF EUT

EUT	Smart Phone	
MODEL NO.	PM36100	
POWER SUPPLY	5.0Vdc (adapter or host equipment) 3.8Vdc (battery)	
MODULATION TECHNOLOGY	**LTE Band 17**	QPSK, 16QAM
	LTE Band 4	QPSK, 16QAM
FREQUENCY RANGE	**LTE Band 17 Channel Bandwidth: 5MHz**	706.5MHz ~ 713.5MHz
	LTE Band 17 Channel Bandwidth: 10MHz	709MHz ~ 711MHz
	LTE Band 4 Channel Bandwidth: 5MHz	1712.5MHz ~1752.5MHz
	LTE Band 4 Channel Bandwidth: 10MHz	1715.0MHz ~1750.0MHz
EMISSION DESIGNATOR	**LTE Band 17 Channel Bandwidth: 5MHz**	QPSK: 4M50G7D
		16QAM: 4M50W7D
	LTE Band 17 Channel Bandwidth: 10MHz	QPSK: 8M93G7D
		16QAM: 8M91W7D
	LTE Band 4 Channel Bandwidth: 5MHz	QPSK: 4M50G7D
		16QAM: 4M50W7D
	LTE Band 4 Channel Bandwidth: 10MHz	QPSK: 8M94G7D
		16QAM: 8M91W7D
MAX. ERP POWER (mW)	**LTE Band 17 Channel Bandwidth: 5MHz**	52.24mW
	LTE Band 17 Channel Bandwidth: 10MHz	53.46mW
MAX. EIRP POWER (mW)	**LTE Band 4 Channel Bandwidth: 5MHz**	193.64mW
	LTE Band 4 Channel Bandwidth: 10MHz	203.24mW
CATEGORY	LTE: 3	
ANTENNA TYPE	**LTE Band 17**	Fixed Internal antenna with -4.5dBi gain
	LTE Band 4	Fixed Internal antenna with -1dBi gain
DATA CABLE	Refer to Note as below	
I/O PORTS	Refer to users' manual	
ACCESSORY DEVICES	Refer to Note as below	

NOTE:

1. The EUT's accessories list refers to Ext Pho.pdf.
2. The above EUT information is declared by manufacturer and for more detailed features description, please refer to the manufacturer's specifications or User's Manual.

3.2 CONFIGURATION OF SYSTEM UNDER TEST

<For Radiated Emission Test>

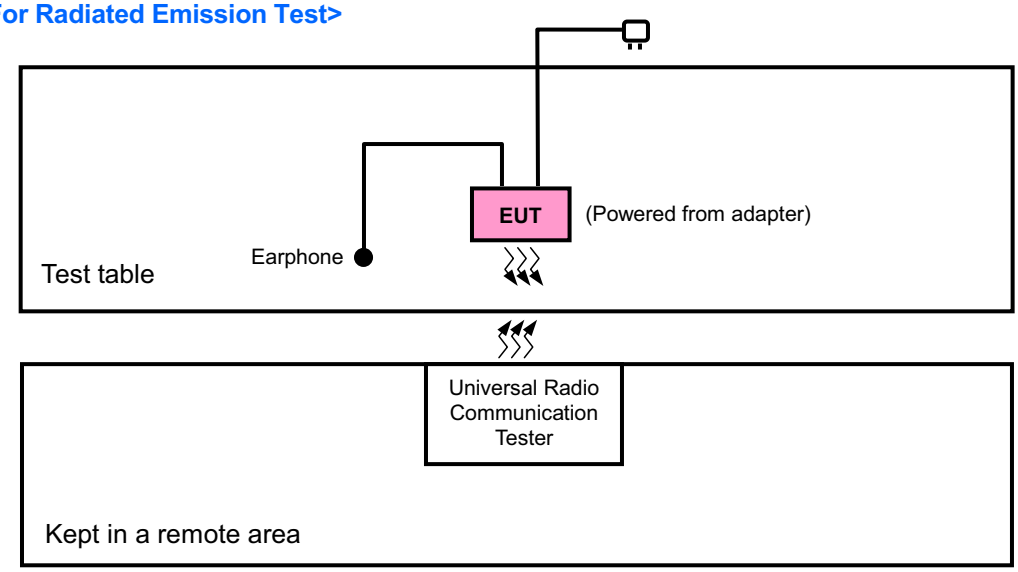

<For Output Power Test>

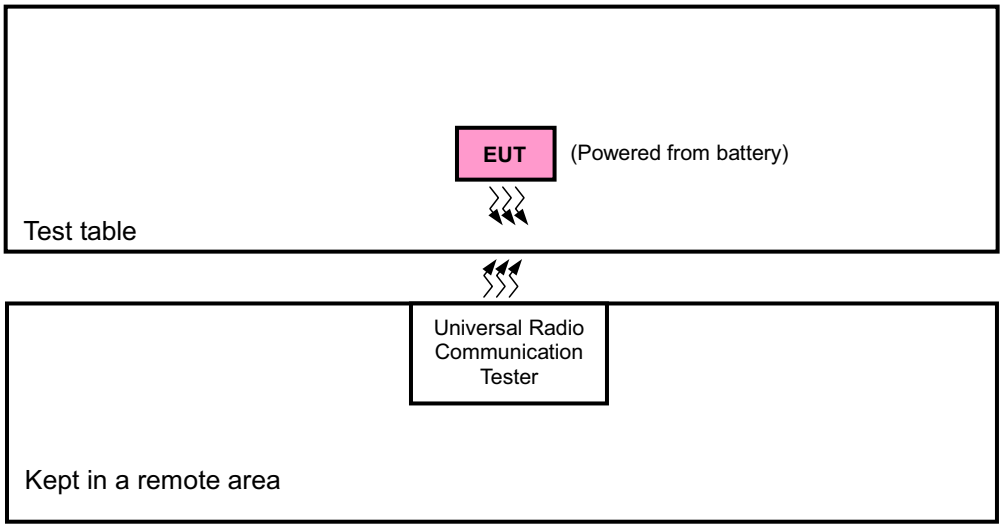

3.3 DESCRIPTION OF SUPPORT UNITS

The EUT has been tested as an independent unit together with other necessary accessories or support units. The following support units or accessories were used to form a representative test configuration during the tests.

NO.	PRODUCT	BRAND	MODEL NO.	SERIAL NO.	FCC ID
1	Earphone	Merry	HS S250	NA	NA

NO.	SIGNAL CABLE DESCRIPTION OF THE ABOVE SUPPORT UNITS
1	1.1m non-shielded cable

NOTE: All power cords of the above support units are non shielded (1.8m).

3.4 DESCRIPTION OF TEST MODES

Pre-Scan has been conducted to determine the worst-case mode from all possible combinations between available modulations, data rates, XYZ axis and antenna ports The worst case was found when positioned on Y-plane for ERP and X-axis for radiated emission. Following channel(s) was (were) selected for the final test as listed below:

LTE Band 17

TEST ITEM	AVAILABLE CHANNEL	TESTED CHANNEL	CHANNEL BANDWIDTH	MODULATION	MODE
ERP	23755 to 23825	23755, 23790, 23825	5MHz	QPSK	1 RB / 0 RB Offset
	23780 to 23800	23780, 23790, 23800	10MHz	QPSK	1 RB / 49 RB Offset
FREQUENCY STABILITY	23755 to 23825	23790	5MHz	QPSK	1 RB / 0 RB Offset
	23780 to 23800	23790	10MHz	QPSK	1 RB / 49 RB Offset
OCCUPIED BANDWIDTH	23755 to 23825	23790	5MHz	QPSK, 16QAM	50 RB / 0 RB Offset
	23780 to 23800	23790	10MHz	QPSK, 16QAM	50 RB / 0 RB Offset
BAND EDGE	23755 to 23825	23755, 23825	5MHz	QPSK	1 RB / 0 RB Offset
					1 RB / 24 RB Offset
					25 RB / 0 RB Offset
	23780 to 23800	23780, 23800	10MHz	QPSK	1 RB / 0 RB Offset
					1 RB / 49 RB Offset
					50 RB / 0 RB Offset
CONDCUDETED EMISSION	23755 to 23825	23790	5MHz	QPSK	1 RB / 0 RB Offset
	23780 to 23800	23790	10MHz	QPSK	1 RB / 49 RB Offset
RADIATED EMISSION	23755 to 23825	23790	5MHz	QPSK	1 RB / 0 RB Offset
					25 RB / 0 RB Offset
				16QAM	1 RB / 0 RB Offset
					25 RB / 0 RB Offset
	23780 to 23800	23790	10MHz	QPSK	1 RB / 49 RB Offset
					50 RB / 0 RB Offset
				16QAM	1 RB / 49 RB Offset
					50 RB / 0 RB Offset

LTE Band 4

TEST ITEM	AVAILABLE CHANNEL	TESTED CHANNEL	CHANNEL BANDWIDTH	MODULATION	MODE
EIRP	19975 to 20375	19975, 20175, 20375	5MHz	QPSK	1 RB / 24 RB Offset
	20000 to 20350	20000, 20175, 20350	10MHz	QPSK	1 RB / 0 RB Offset
FREQUENCY STABILITY	19975 to 20375	20175	5MHz	QPSK	1 RB / 24 RB Offset
	20000 to 20350	20175	10MHz	QPSK	1 RB / 0 RB Offset
OCCUPIED BANDWIDTH	19975 to 20375	20175	5MHz	QPSK, 16QAM	25 RB / 24 RB Offset
	20000 to 20350	20175	10MHz	QPSK, 16QAM	50 RB / 0 RB Offset
PEAK TO AVERAGE RATIO	19975 to 20375	19975, 20175, 20375	5MHz	QPSK, 16QAM	1 RB / 24 RB Offset
	20000 to 20350	20000, 20175, 20350	10MHz	QPSK, 16QAM	1 RB / 0 RB Offset
BAND EDGE	19975 to 20375	19975, 20375	5MHz	QPSK	1 RB, / 0 RB Offset
					1 RB / 24 RB Offset
					25 RB / 0 RB Offset
	20000 to 20350	20000, 20350	10MHz	QPSK	1 RB / 0 RB Offset
					1 RB / 49 RB Offset
					50 RB / 0 RB Offset
CONDCUDETED EMISSION	19975 to 20375	20175	5MHz	QPSK	1 RB / 24 RB Offset
	20000 to 20350	20175	10MHz	QPSK	1 RB / 0 RB Offset
RADIATED EMISSION	19975 to 20375	20175	5MHz	QPSK	1 RB / 24 RB Offset
					25 RB / 0 RB Offset
				16QAM	1 RB / 24 RB Offset
					25 RB / 0 RB Offset
	20000 to 20350	20175	10MHz	QPSK	1 RB / 0 RB Offset
					50 RB / 0 RB Offset
				16QAM	1 RB / 0 RB Offset
					50 RB / 0 RB Offset

TEST CONDITION:

TEST ITEM	ENVIRONMENTAL CONDITIONS	INPUT POWER	TESTED BY
ERP/EIRP	25deg. C, 65%RH	3.8Vdc	Phoenix Chen
FREQUENCY STABILITY	25deg. C, 65%RH	3.8Vdc	Phoenix Chen
OCCUPIED BANDWIDTH	25deg. C, 65%RH	3.8Vdc	Phoenix Chen
BAND EDGE	25deg. C, 65%RH	3.8Vdc	Phoenix Chen
CONDCUDETED EMISSION	25deg. C, 65%RH	3.8Vdc	Phoenix Chen
RADIATED EMISSION	25deg. C, 65%RH	120Vac, 60Hz	Kay Wu

3.5 GENERAL DESCRIPTION OF APPLIED STANDARDS

The EUT is a RF product. According to the specifications of the manufacturer, it must comply with the requirements of the following standards:

FCC 47 CFR Part 2

FCC 47 CFR Part 27

ANSI C63.4-2003

ANSI/TIA/EIA-603-C 2004

NOTE: All test items have been performed and recorded as per the above standards.

4 TEST TYPES AND RESULTS

4.1 OUTPUT POWER MEASUREMENT

4.1.1 LIMITS OF OUTPUT POWER MEASUREMENT

Fixed, mobile, and portable (hand-held) stations operating in the 1710–1755 MHz band are limited to 1 watt EIRP.
Portable stations (hand-held devices) operating in the 704-716 MHz band are limited to 3 watts ERP

4.1.2 TEST PROCEDURES

EIRP / ERP MEASUREMENT:

a. The EUT was set up for the maximum power with LTE link data modulation. The power was measured with R&S Spectrum Analyzer. All measurements were done at 3 channels (low, middle and high operational frequency range). RBW and VBW is 10MHz for LTE.

b. E.I.R.P power measurement. In the semi-anechoic chamber, EUT placed on the 0.8m height of Turn Table, rotated the table around 360 degrees to search the maximum radiation power and receiver antenna shall be rotated vertical and horizontal polarization and moved height from 1m to 4m to find the maximum polar radiated power. The “Read Value” is the spectrum reading the maximum power value.

c. The substitution horn antenna is substituted for EUT at the same position and signals generator export the CW signal to the substitution antenna via a TX cable. Rotated the Turn Table and moved receiving antenna to find the maximum radiation power. Adjust output power level of S.G to get a Value of spectrum reading equal to “Read Value” of step a. Record the power level of S.G

d. EIRP = Output power level of S.G – TX cable loss + Antenna gain of substitution horn

e. E.R.P = E.I.R.P- 2.15 dB

CONDUCTED POWER MEASUREMENT:

a. The EUT was set up for the maximum power with LTE link data modulation and link up with simulator.

b. Set the EUT to transmit under low, middle and high channel and record the power level shown on simulator.

4.1.3 TEST SETUP

EIRP / ERP MEASUREMENT:

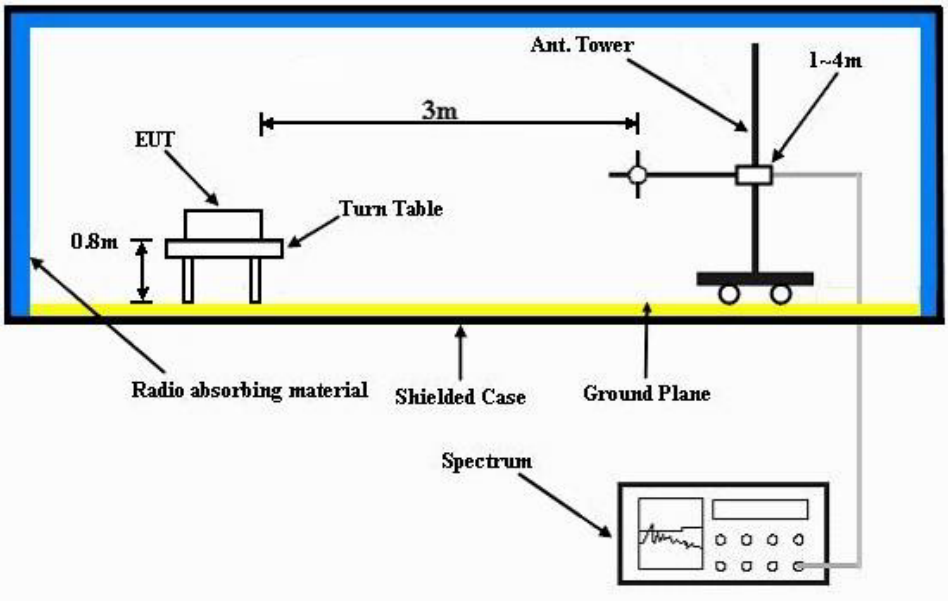

For the actual test configuration, please refer to the attached file (Test Setup Photo).

CONDUCTED POWER MEASUREMENT:

For the actual test configuration, please refer to the attached file (Test Setup Photo).

4.1.4 TEST RESULTS

AVERAGE CONDUCTED OUTPUT POWER (dBm)

LTE Band 17								
BW	Modulation	CH	Frequency (MHz)	RB	RB Offset	MPR	Target Power	Measured Power
5 MHz	QPSK	23755	706.5	1	0	0	24	23.95
		23790	710	1	0	0	24	23.97
		23825	713.5	1	0	0	24	23.96
		23755	706.5	1	24	0	24	23.89
		23790	710	1	24	0	24	23.99
		23825	713.5	1	24	0	24	23.96
		23755	706.5	12	6	1	24	22.94
		23790	710	12	6	1	24	22.86
		23825	713.5	12	6	1	24	22.85
		23755	706.5	25	0	1	24	22.79
		23790	710	25	0	1	24	22.82
		23825	713.5	25	0	1	24	22.8
	16QAM	23755	706.5	1	0	1	24	22.92
		23790	710	1	0	1	24	22.97
		23825	713.5	1	0	1	24	22.94
		23755	706.5	1	24	1	24	22.96
		23790	710	1	24	1	24	22.99
		23825	713.5	1	24	1	24	22.69
		23755	706.5	12	6	2	24	21.94
		23790	710	12	6	2	24	21.98
		23825	713.5	12	6	2	24	21.95
		23755	706.5	25	0	2	24	21.79
		23790	710	25	0	2	24	21.8
		23825	713.5	25	0	2	24	21.71

LTE Band 17								
BW	Modulation	CH	Frequency (MHz)	RB	RB Offset	MPR	Target Power	Measured Power
10MHz	QPSK	23780	709	1	0	0	24	23.86
		23790	710	1	0	0	24	23.97
		23800	711	1	0	0	24	23.95
		23780	709	1	49	0	24	23.97
		23790	710	1	49	0	24	24.06
		23800	711	1	49	0	24	23.77
		23780	709	25	12	1	24	22.72
		23790	710	25	12	1	24	22.76
		23800	711	25	12	1	24	22.7
		23780	709	50	0	1	24	22.56
		23790	710	50	0	1	24	22.59
		23800	711	50	0	1	24	22.57
	16QAM	23780	709	1	0	1	24	22.84
		23790	710	1	0	1	24	22.86
		23800	711	1	0	1	24	22.72
		23780	709	1	49	1	24	22.95
		23790	710	1	49	1	24	22.99
		23800	711	1	49	1	24	22.7
		23780	709	25	12	2	24	21.7
		23790	710	25	12	2	24	21.77
		23800	711	25	12	2	24	21.74
		23780	709	50	0	2	24	21.57
		23790	710	50	0	2	24	21.67
		23800	711	50	0	2	24	21.62

LTE Band 4								
BW	Modulation	CH	Frequency (MHz)	RB	RB Offset	MPR	Target Power	Measured Power
5 MHz	QPSK	19975	1712.5	1	0	0	24.6	24.5
		20175	1732.5	1	0	0	24.6	24.45
		20375	1752.5	1	0	0	24.6	24.39
		19975	1712.5	1	24	0	24.6	24.29
		20175	1732.5	1	24	0	24.6	24.08
		20375	1752.5	1	24	0	24.6	24.44
		19975	1712.5	12	6	1	24.6	23.41
		20175	1732.5	12	6	1	24.6	23.34
		20375	1752.5	12	6	1	24.6	23.4
		19975	1712.5	25	0	1	24.6	23.17
		20175	1732.5	25	0	1	24.6	23.01
		20375	1752.5	25	0	1	24.6	23.01
	16QAM	19975	1712.5	1	0	1	24.6	23.19
		20175	1732.5	1	0	1	24.6	23.35
		20375	1752.5	1	0	1	24.6	23.16
		19975	1712.5	1	24	1	24.6	23.11
		20175	1732.5	1	24	1	24.6	23.25
		20375	1752.5	1	24	1	24.6	23.34
		19975	1712.5	12	6	2	24.6	22.2
		20175	1732.5	12	6	2	24.6	22.27
		20375	1752.5	12	6	2	24.6	22.3
		19975	1712.5	25	0	2	24.6	22.08
		20175	1732.5	25	0	2	24.6	22.04
		20375	1752.5	25	0	2	24.6	22.14

LTE Band 4								
BW	Modulation	CH	Frequency (MHz)	RB	RB Offset	MPR	Target Power	Measured Power
10MHz	QPSK	20000	1715	1	0	0	24.6	24.53
		20175	1732.5	1	0	0	24.6	24.22
		20350	1750	1	0	0	24.6	24.26
		20000	1715	1	49	0	24.6	24.43
		20175	1732.5	1	49	0	24.6	24.32
		20350	1750	1	49	0	24.6	24.34
		20000	1715	25	12	1	24.6	23.23
		20175	1732.5	25	12	1	24.6	23.17
		20350	1750	25	12	1	24.6	23.2
		20000	1715	50	0	1	24.6	23.01
		20175	1732.5	50	0	1	24.6	22.98
		20350	1750	50	0	1	24.6	22.99
	16QAM	20000	1715	1	0	1	24.6	23.3
		20175	1732.5	1	0	1	24.6	23.27
		20350	1750	1	0	1	24.6	23.28
		20000	1715	1	49	1	24.6	23.39
		20175	1732.5	1	49	1	24.6	23.3
		20350	1750	1	49	1	24.6	23.24
		20000	1715	25	12	2	24.6	22.18
		20175	1732.5	25	12	2	24.6	22.14
		20350	1750	25	12	2	24.6	22.13
		20000	1715	50	0	2	24.6	21.97
		20175	1732.5	50	0	2	24.6	21.93
		20350	1750	50	0	2	24.6	21.95

AVERAGE ERP (dBm)

LTE BAND 17

CHANNEL BANDWIDTH: 5MHz QPSK

Plane	Channel	Frequency (MHz)	LVL (dBm)	Correction Factor(dB)	ERP(dBm)	ERP(mW)	Polarization (H/V)
Y	23755	706.5	-11.03	30.36	17.18	52.24	H
	23790	710.0	-10.93	30.17	17.09	51.17	
	23825	713.5	-10.88	30.17	17.14	51.76	
	23755	706.5	-18.39	32.03	11.49	14.09	V
	23790	710.0	-18.08	31.98	11.75	14.96	
	23825	713.5	-18.56	32.06	11.35	13.65	

CHANNEL BANDWIDTH: 10MHz QPSK

Plane	Channel	Frequency (MHz)	LVL (dBm)	Correction Factor(dB)	ERP(dBm)	ERP(mW)	Polarization (H/V)
Y	23780	709.0	-10.75	30.17	17.27	53.33	H
	23790	710.0	-10.98	30.17	17.04	50.58	
	23800	711.0	-10.75	30.18	17.28	53.46	
	23780	709.0	-18.46	31.96	11.35	13.65	V
	23790	710.0	-18.10	31.98	11.73	14.89	
	23800	711.0	-18.71	32.03	11.17	13.09	

LTE BAND 4

CHANNEL BANDWIDTH: 5MHz QPSK

Plane	Channel	Frequency (MHz)	LVL (dBm)	Correction Factor(dB)	EIRP(dBm)	EIRP(mW)	Polarization (H/V)
Y	19975	1712.5	-19.95	37.90	17.95	62.37	H
	20175	1732.5	-19.56	37.99	18.43	69.66	
	20375	1752.5	-19.86	38.31	18.45	69.98	
	19975	1712.5	-15.50	37.81	22.31	170.22	V
	20175	1732.5	-15.83	38.00	22.17	164.82	
	20375	1752.5	-15.35	38.22	22.87	193.64	

CHANNEL BANDWIDTH: 10MHz QPSK

Plane	Channel	Frequency (MHz)	LVL (dBm)	Correction Factor(dB)	EIRP(dBm)	EIRP(mW)	Polarization (H/V)
Y	20000	1715.0	-20.41	37.99	17.58	57.28	H
	20175	1732.5	-20.02	37.99	17.97	62.66	
	20350	1750.0	-19.64	38.36	18.72	74.47	
	20000	1715.0	-15.69	37.91	22.22	166.72	V
	20175	1732.5	-15.15	38.00	22.85	192.75	
	20350	1750.0	-15.20	38.28	23.08	203.24	

4.2 FREQUENCY STABILITY MEASUREMENT

4.2.1 LIMITS OF FREQUENCY STABILIITY MEASUREMENT

The frequency stability shall be sufficient to ensure that the fundamental emissions stay within the authorized bands of operation.

4.2.2 TEST PROCEDURE

a. Device is placed at the oven room. The oven room could control the temperatures and humidity. Power warm up is at least 15 min and power applied should perform before recording frequency error.

b. EUT is connected the external power supply to control the DC input power. The test voltage range is from minimum to maximum working voltage. Each step shall be record the frequency error rate.

c. The temperature range step is 10 degrees in this test items. All temperature levels shall be hold the ±0.5℃ during the measurement testing. The each temperature step shall be at least 0.5 hours, consider the EUT could be test under the stability condition.

NOTE: The frequency error was recorded frequency error from the communication simulator.

4.2.3 TEST SETUP

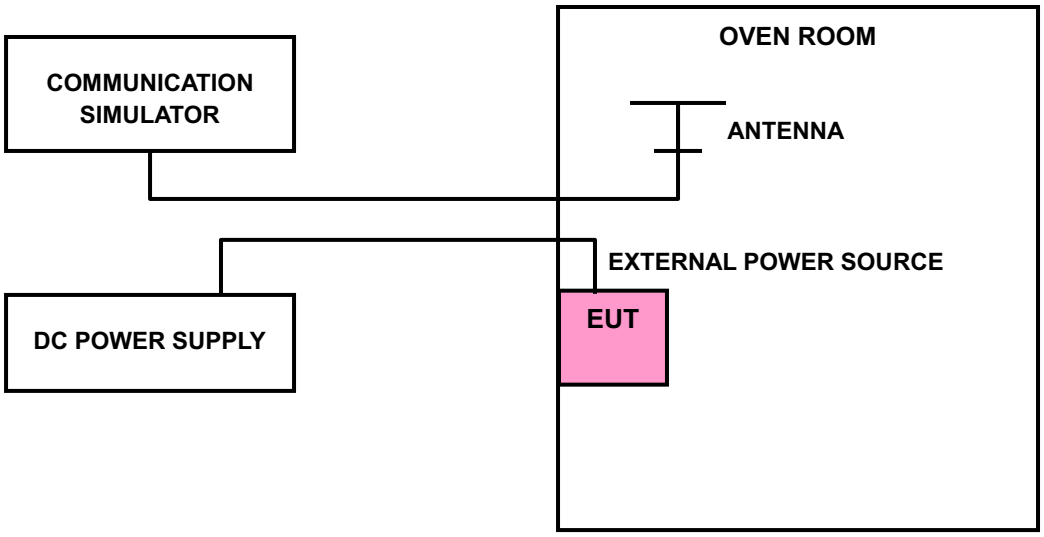

4.2.4 TEST RESULTS

VOLTAGE (Volts)	FREQUENCY ERROR (ppm)				LIMIT (ppm)
	LTE BAND 17		LTE BAND 4		
	5MHz	10MHz	5MHz	10MHz	
3.8	-0.0017	-0.0025	0.0001	0.0005	2.5
3.6	-0.0052	-0.0021	0.0025	0.0029	2.5
4.2	0.0034	0.0035	0.0016	-0.0006	2.5

NOTE: The applicant defined the normal working voltage of the host equipment is from 3.6Vdc to 4.2Vdc.

TEMP. (℃)	FREQUENCY ERROR (ppm)				LIMIT (ppm)
	LTE BAND 17		LTE BAND 4		
	5MHz	10MHz	5MHz	10MHz	
-10	0.0075	-0.0038	-0.0005	-0.0027	2.5
0	-0.0028	-0.0042	-0.0018	-0.0007	2.5
10	-0.0031	0.0045	-0.0003	0.0008	2.5
20	0.0056	-0.0030	-0.0006	0.0013	2.5
30	0.0045	-0.0034	0.0005	0.0020	2.5
40	-0.0021	-0.0020	-0.0004	0.0006	2.5
50	-0.0013	-0.0027	0.0019	-0.0006	2.5
55	0.0038	0.0023	-0.0029	0.0023	2.5

4.3 OCCUPIED BANDWIDTH MEASUREMENT

4.3.1 LIMITS OF OCCUPIED BANDWIDTH MEASUREMENT

The width of a frequency band such that, below the lower and above the upper frequency limits, the mean powers emitted are each equal to a specified percentage 0.5 %of the total mean power of a given emission.

4.3.2 TEST SETUP

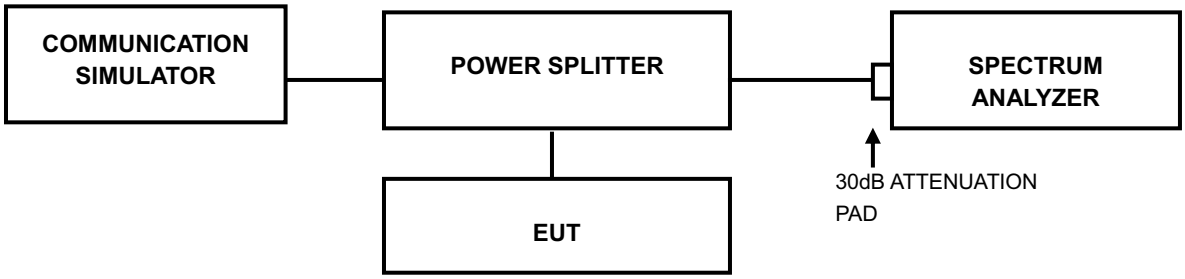

4.3.3 TEST PROCEDURES

a. The conducted occupied bandwidth used the power splitter via EUT RF power connector between simulation base station and spectrum analyzer.

b. Use OBW measurement function of Spectrum analyzer to measure 99 % occupied bandwidth.

4.3.4 TEST RESULTS

LTE BAND 17

CHANNEL BANDWIDTH: 5MHz				CHANNEL BANDWIDTH: 10MHz			
CHANNEL	FREQUENCY (MHz)	99% OCCUPIED BANDWIDTH (MHz)		CHANNEL	FREQUENCY (MHz)	99% OCCUPIED BANDWIDTH (MHz)	
		QPSK	16QAM			QPSK	16QAM
23790	710.0	4.5043	4.5046	23790	710.0	8.9327	8.9108

SPECTRUM PLOT OF WORST VALUE

5MHz / QPSK

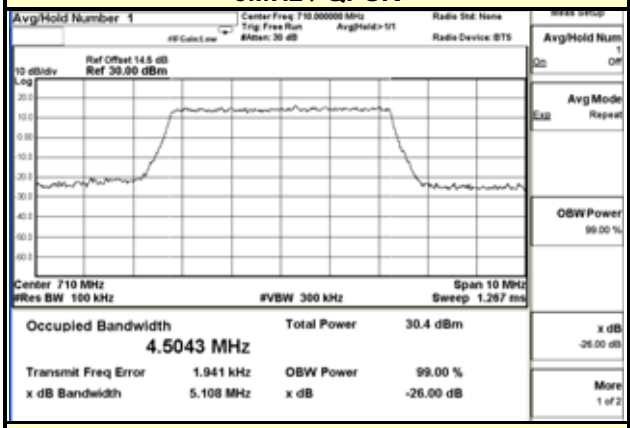

5MHz / 16QAM

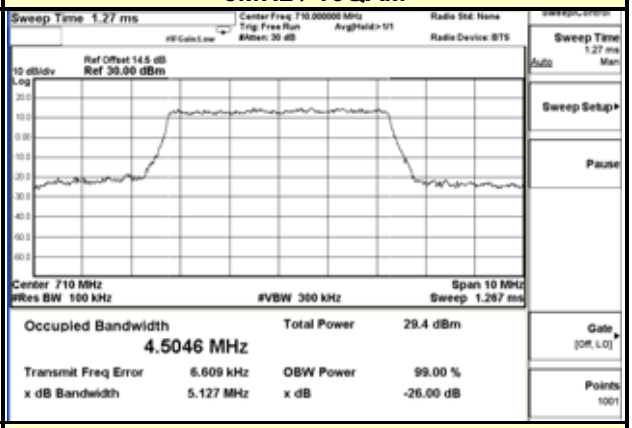

10MHz / QPSK

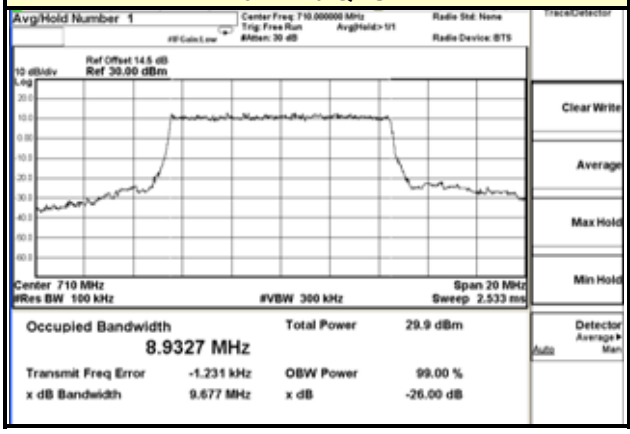

10MHz / 16QAM

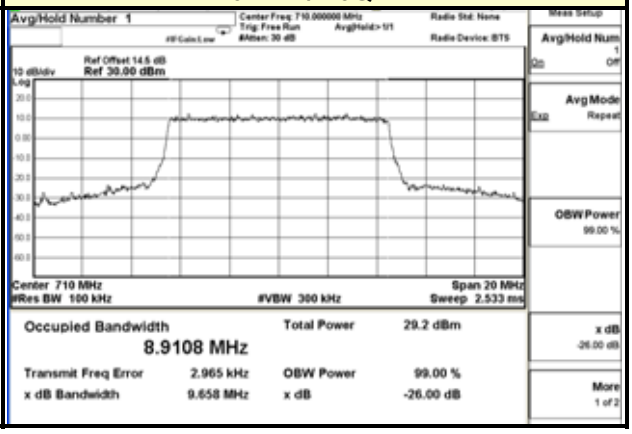

LTE BAND 4

CHANNEL BANDWIDTH: 5MHz				CHANNEL BANDWIDTH: 10MHz			
CHANNEL	FREQUENCY (MHz)	99% OCCUPIED BANDWIDTH (MHz)		CHANNEL	FREQUENCY (MHz)	99% OCCUPIED BANDWIDTH (MHz)	
		QPSK	16QAM			QPSK	16QAM
20175	1732.5	4.5006	4.4959	20175	1732.5	8.9354	8.9130

SPECTRUM PLOT OF WORST VALUE

5MHz / QPSK

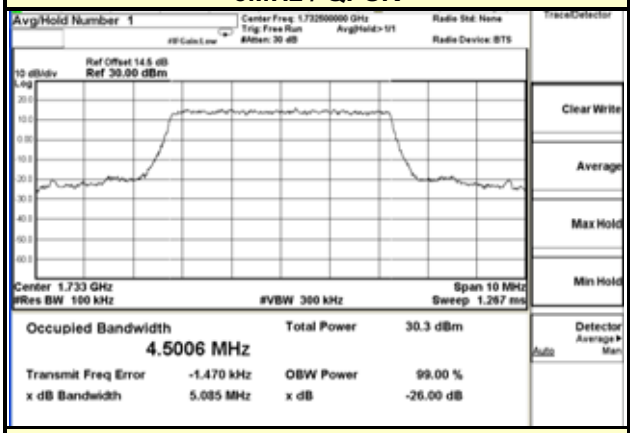

5MHz / 16QAM

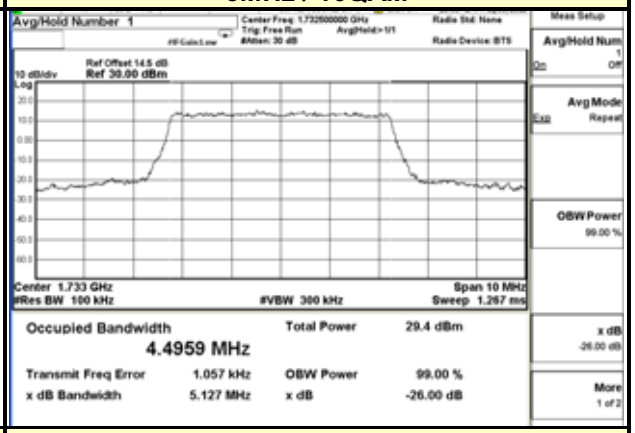

10MHz / QPSK

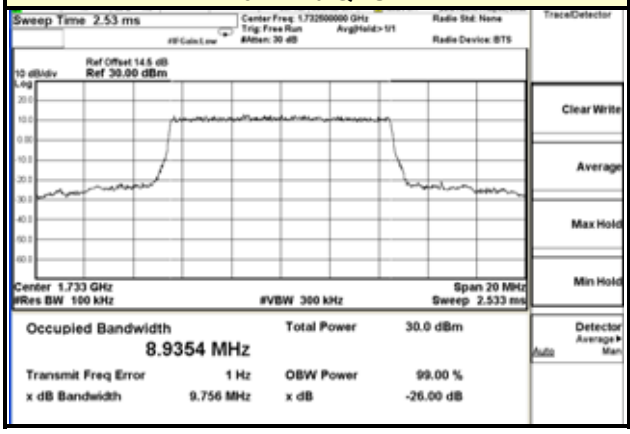

10MHz / 16QAM

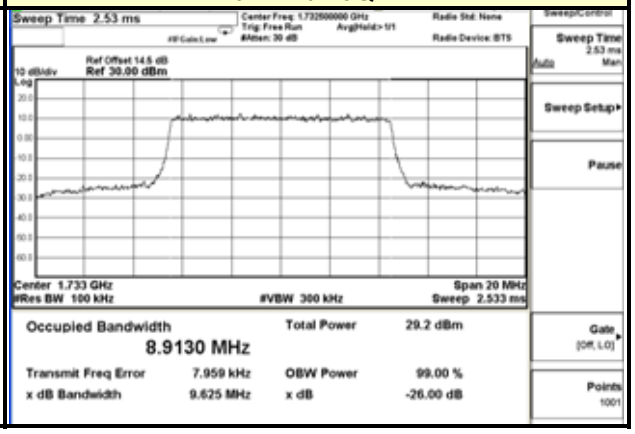

4.4 PEAK TO AVERAGE RATIO

4.4.1 LIMITS OF PEAK TO AVERAGE RATIO MEASUREMENT

In measuring transmissions in this band using an average power technique, the peak to-average ratio (PAR) of the transmission may not exceed 13 dB

4.4.2 TEST SETUP

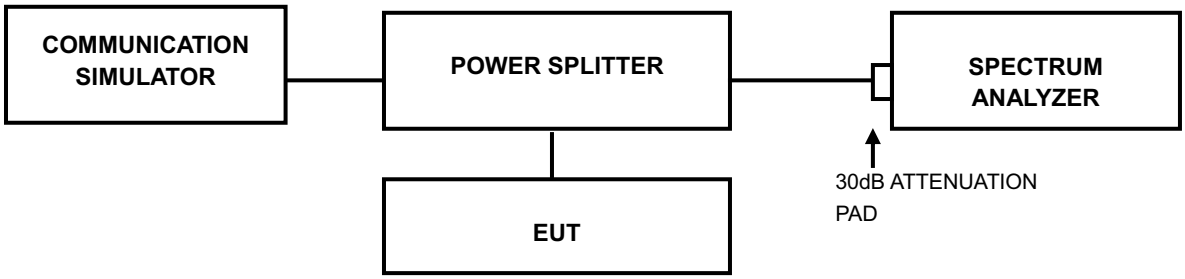

4.4.3 TEST PROCEDURES

1. Set resolution/measurement bandwidth ≥ signal's occupied bandwidth;
2. Set the number of counts to a value that stabilizes the measured CCDF curve;
3. Record the maximum PAPR level associated with a probability of 0.1%.

4.4.4 TEST RESULTS

LTE BAND 17

CHANNEL BANDWIDTH: 5MHz			
CHANNEL	FREQUENCY (MHz)	PEAK TO AVERAGE RATIO (dB)	
		QPSK	16QAM
23755	706.5	4.96	6.04
23790	710.0	4.47	5.50
23825	713.5	5.03	5.62

SPECTRUM PLOT OF WORST VALUE

5MHz / QPSK / CH 23755

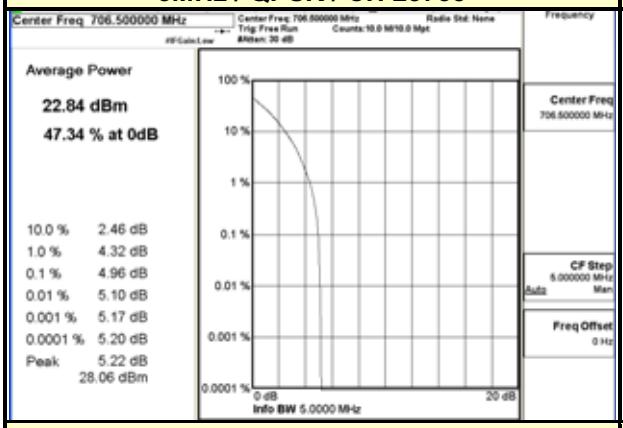

5MHz / 16QAM / CH 23755

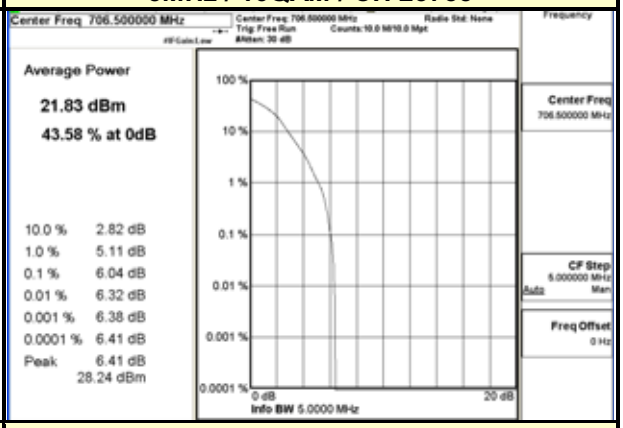

5MHz / QPSK / CH 23790

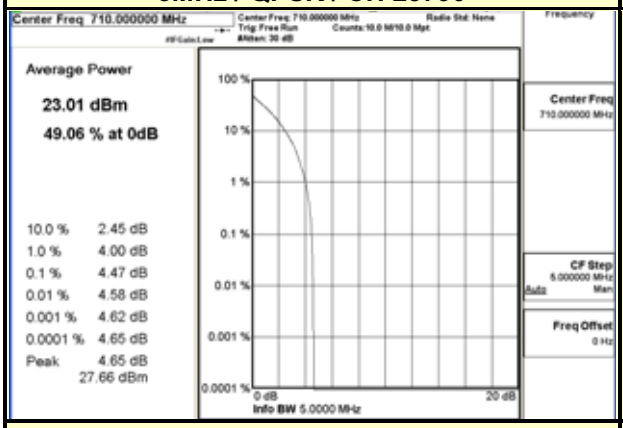

5MHz / 16QAM / CH 23790

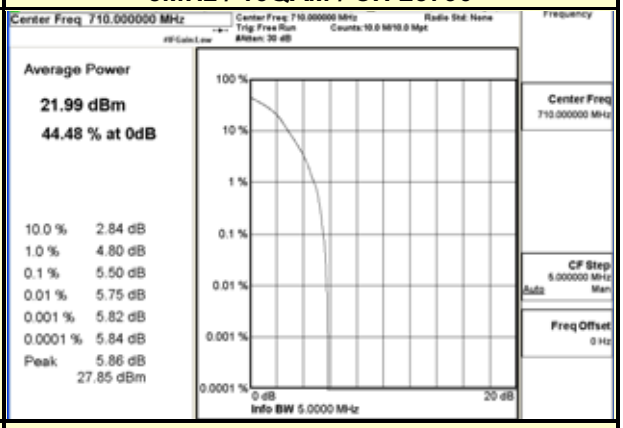

5MHz / QPSK / CH 23825

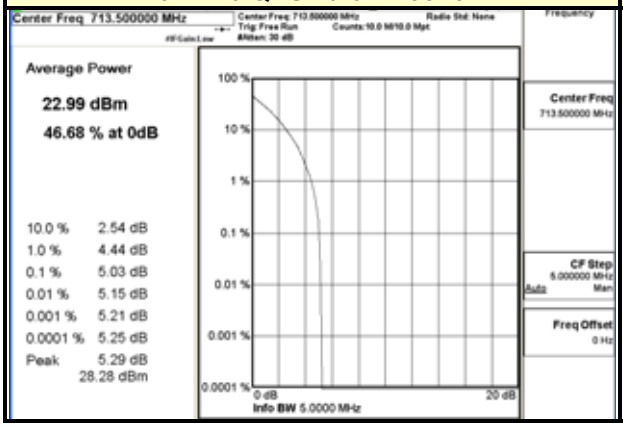

5MHz / 16QAM / CH 23825

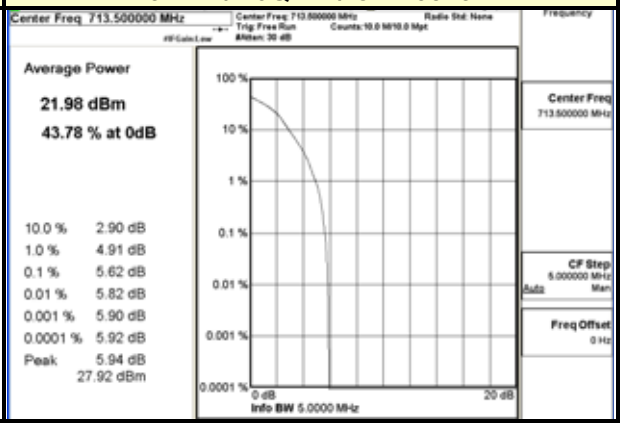

CHANNEL BANDWIDTH: 10MHz			
CHANNEL	FREQUENCY (MHz)	PEAK TO AVERAGE RATIO (dB)	
		QPSK	16QAM
23780	709.0		
23790	710.0		
23800	711.0		

SPECTRUM PLOT OF WORST VALUE

5MHz / QPSK / CH 23780

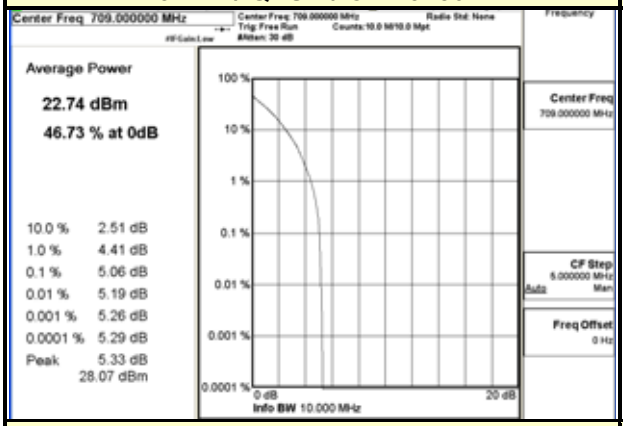

5MHz / 16QAM / CH 23780

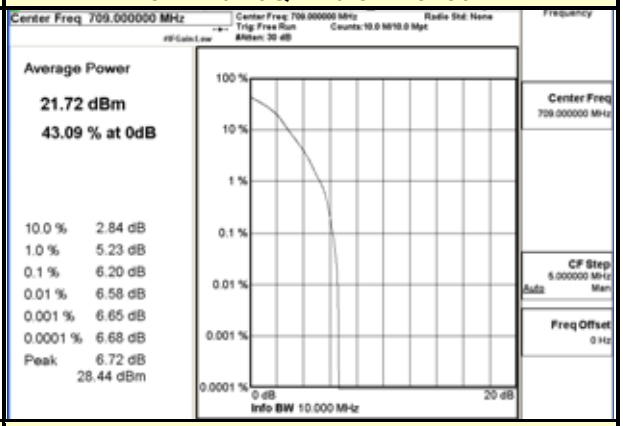

5MHz / QPSK / CH 23790

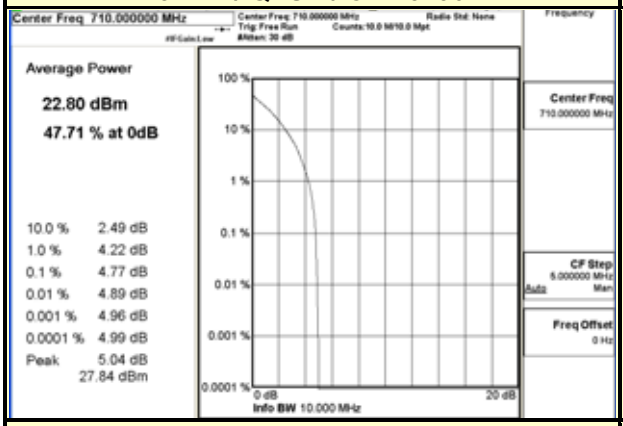

5MHz / 16QAM / CH 23790

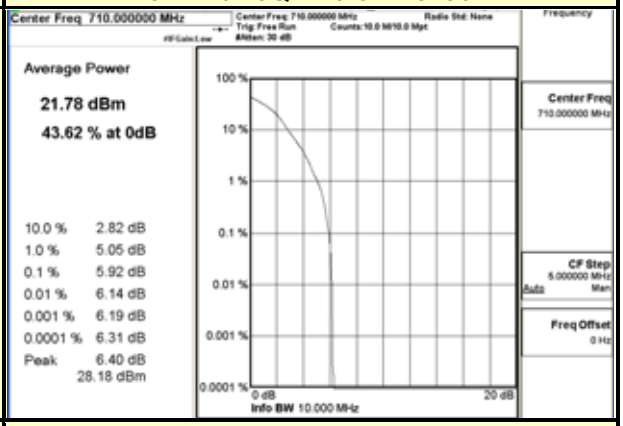

5MHz / QPSK / CH 23800

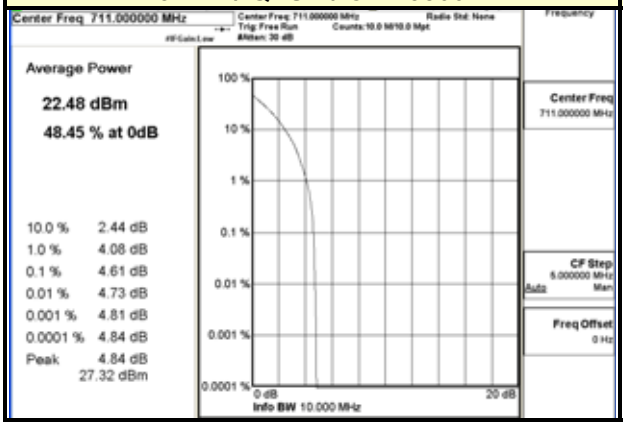

5MHz / 16QAM / CH 23800

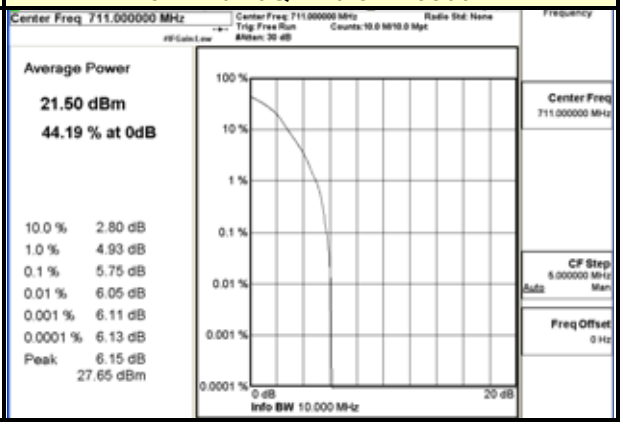

LTE BAND 4

CHANNEL BANDWIDTH: 5MHz			
CHANNEL	FREQUENCY (MHz)	PEAK TO AVERAGE RATIO (dB)	
		QPSK	16QAM
19975	1712.5	5.36	6.44
20175	1732.5	5.76	6.91
20375	1752.5	4.93	6.03

SPECTRUM PLOT OF WORST VALUE

5MHz / QPSK / CH 19975

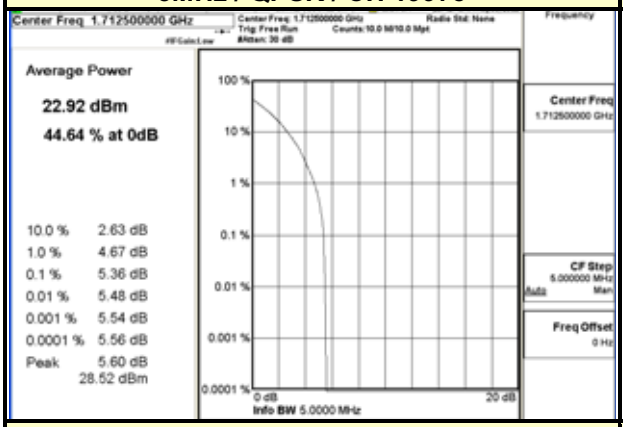

5MHz / 16QAM / CH 19975

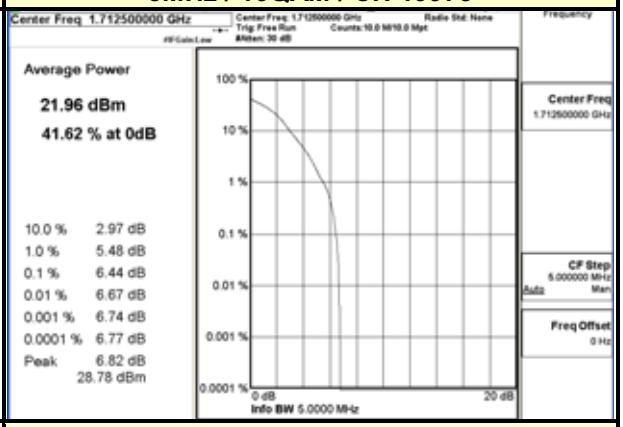

5MHz / QPSK / CH 20175

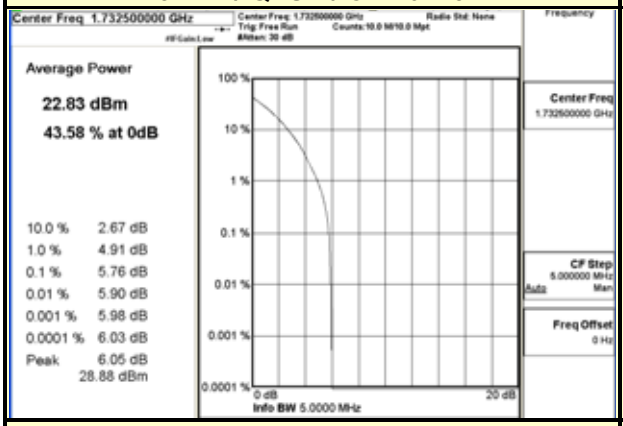

5MHz / 16QAM / CH 20175

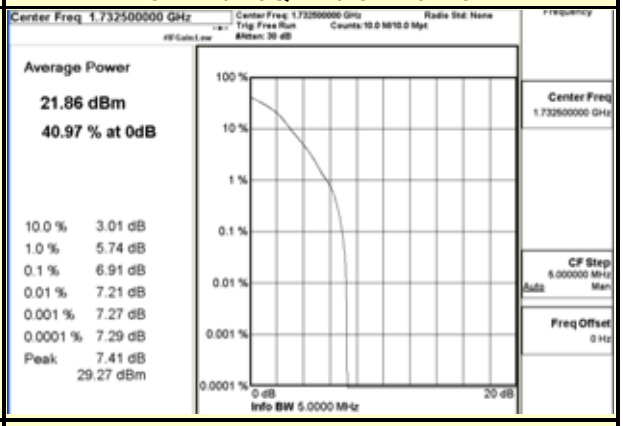

5MHz / QPSK / CH 20375

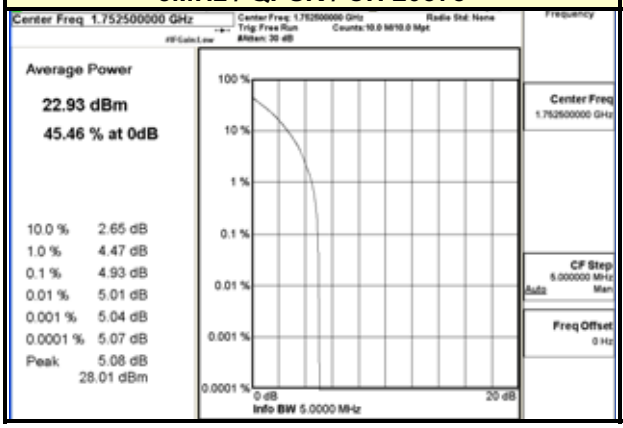

5MHz / 16QAM / CH 20375

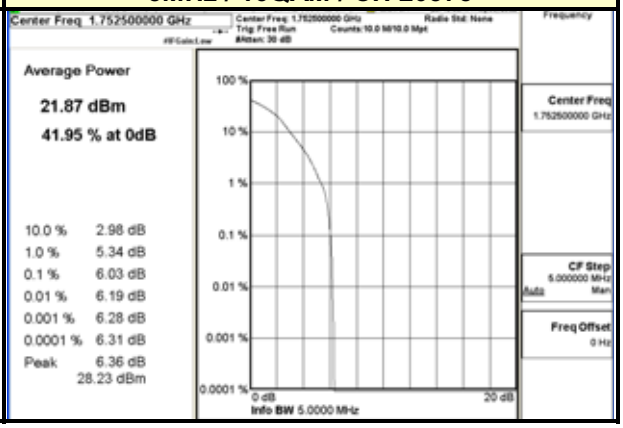

CHANNEL BANDWIDTH: 10MHz			
CHANNEL	FREQUENCY (MHz)	PEAK TO AVERAGE RATIO (dB)	
		QPSK	16QAM
20000	1715.0	5.32	6.40
20175	1732.5	5.61	6.67
20350	1750.0	5.43	6.43

SPECTRUM PLOT OF WORST VALUE

5MHz / QPSK / CH 20000

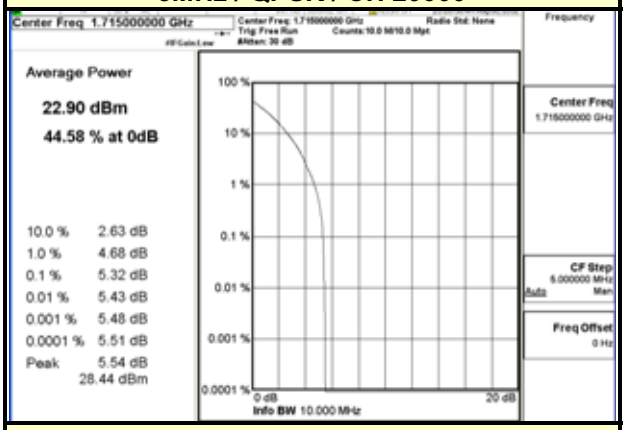

5MHz / 16QAM / CH 20000

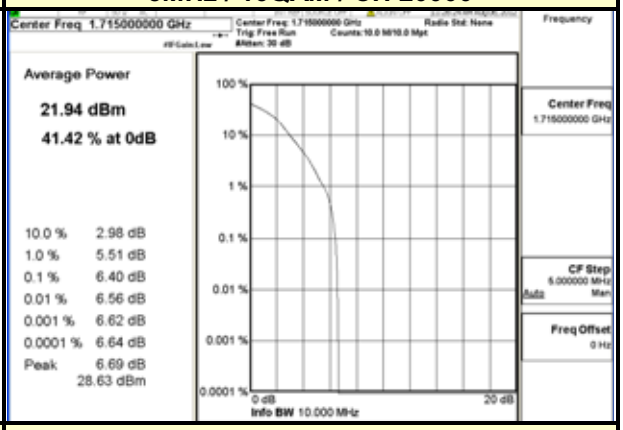

5MHz / QPSK / CH 20175

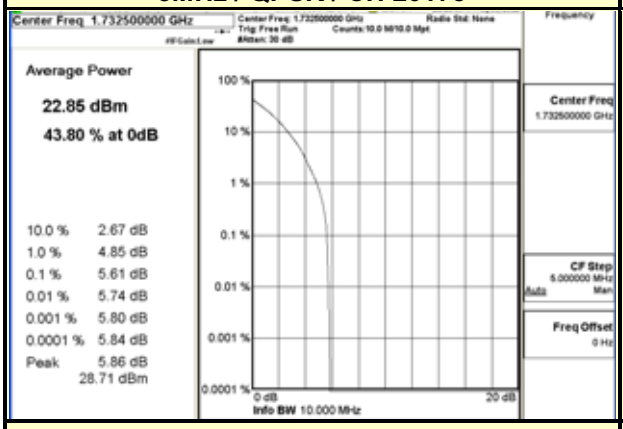

5MHz / 16QAM / CH 20175

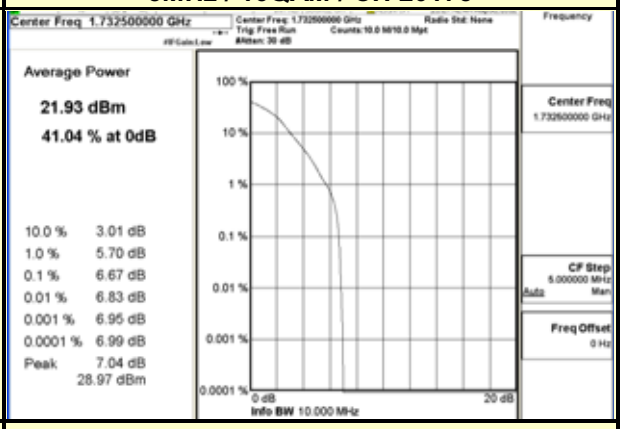

5MHz / QPSK / CH 20350

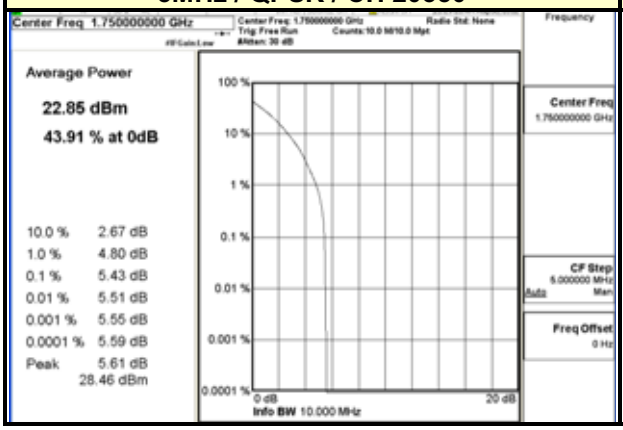

5MHz / 16QAM / CH 20350

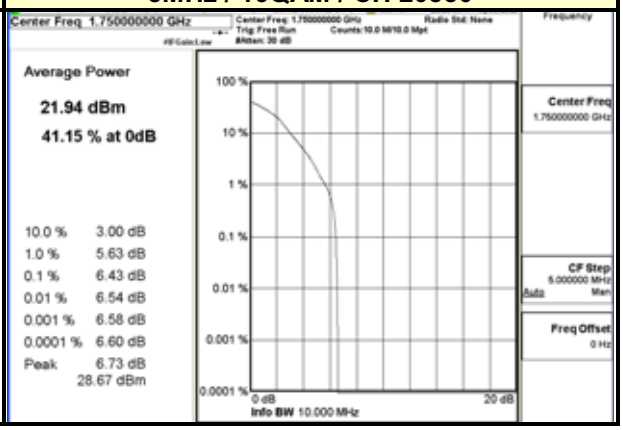

4.5 BAND EDGE MEASUREMENT

4.5.1 LIMITS OF BAND EDGE MEASUREMENT

For operations in the 704-716 MHz band, the power of any emission outside a licensee's frequency band(s) of operation shall be attenuated below the transmitter power (P) within the licensed band(s) of operation, measured in watts, by at least 43 + 10 log (P) dB. Compliance with this provision is based on the use of measurement instrumentation employing a resolution bandwidth of 100 kilohertz or greater. However, in the 100 kilohertz bands immediately outside and adjacent to a licensee's frequency block, a resolution bandwidth of at least 30 kHz may be employed.

For operations in the 1710 – 1755 MHz MHz bands, the power of any emission outside a licensee's frequency block shall be attenuated below the transmitter power (P) by at least 43 + 10 log10(P) dB.

4.5.2 TEST SETUP

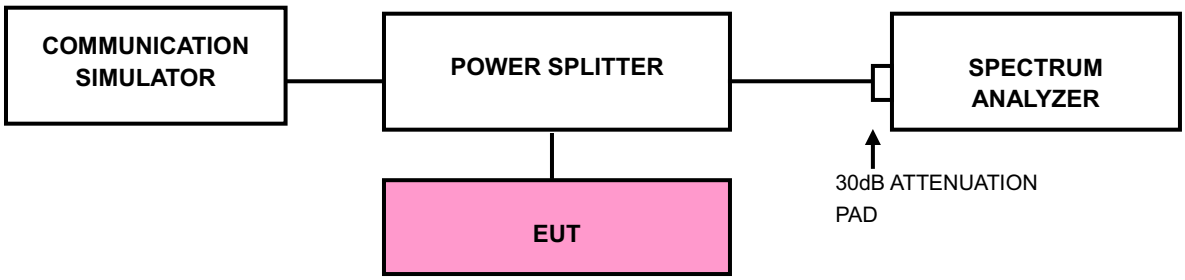

4.5.3 TEST PROCEDURES

a. The EUT was set up for the maximum peak power with LTE link data modulation. The power was measured with R&S Spectrum Analyzer. All measurements were done at 2 channels (low and high operational frequency range.).

b. The band edge measurement used the power splitter via EUT RF power connector between simulation base station and spectrum analyzer.

c. The center frequency of spectrum is the band edge frequency and span is 2 MHz. RB of the spectrum is 100kHz and VB of the spectrum is 300kHz.

d. Record the max trace plot into the test report.

4.5.4 TEST RESULTS

LTE BAND 17

Channel Bandwidth: 5MHz					
CHANNEL	23755	1 RB	CHANNEL	23825	1 RB
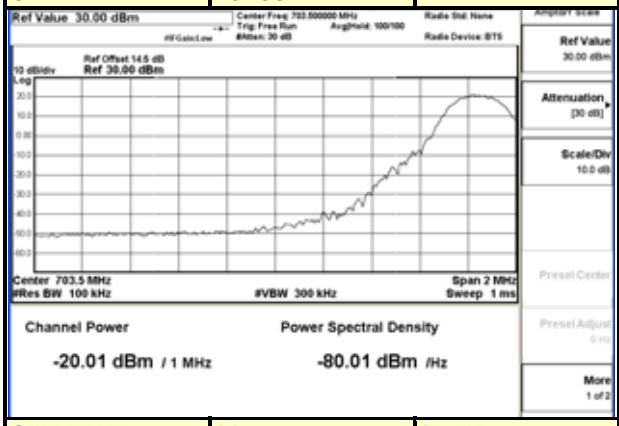			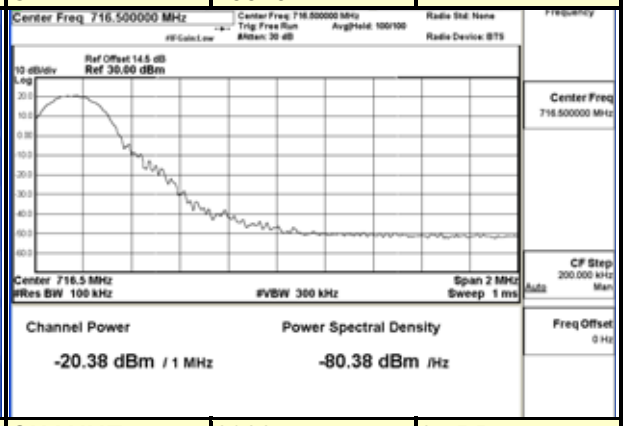		
Channel Power	Power Spectral Density		Channel Power	Power Spectral Density	
-20.01 dBm / 1 MHz	-80.01 dBm /Hz		-20.38 dBm / 1 MHz	-80.38 dBm /Hz	
CHANNEL	23755	25 RB	CHANNEL	23825	25 RB
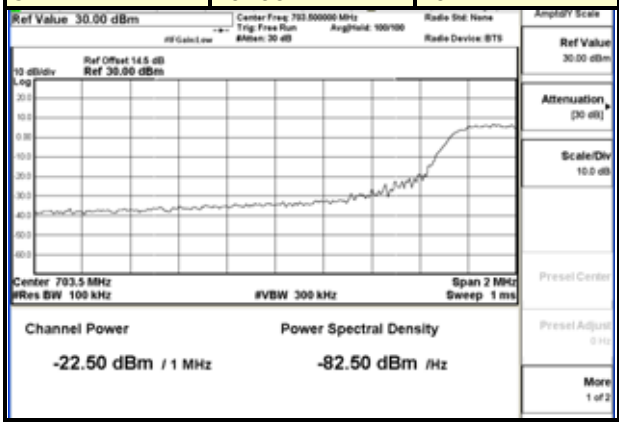			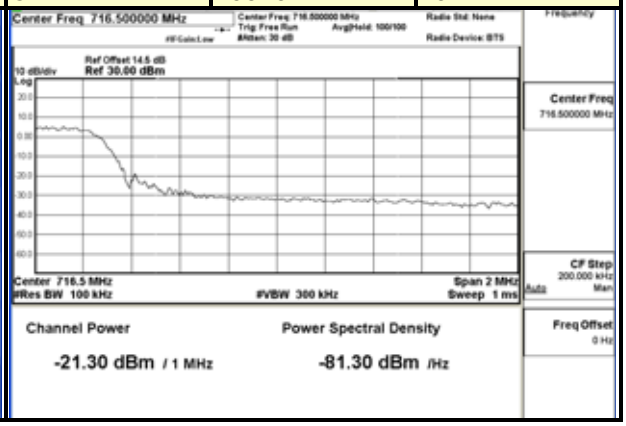		
Channel Power	Power Spectral Density		Channel Power	Power Spectral Density	
-22.50 dBm / 1 MHz	-82.50 dBm /Hz		-21.30 dBm / 1 MHz	-81.30 dBm /Hz	

Channel Bandwidth: 10MHz

CHANNEL	23780	1 RB	CHANNEL	23800	1 RB
			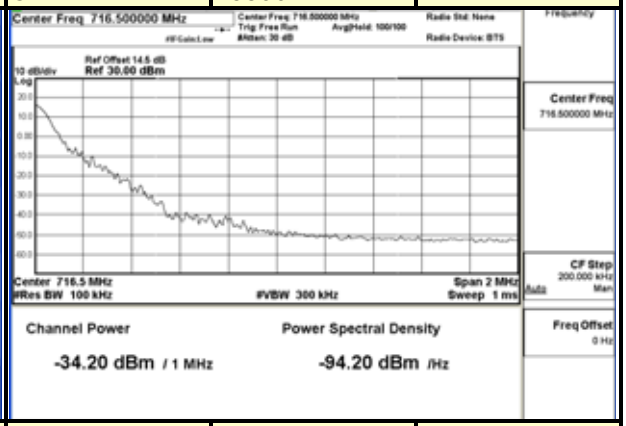		
Channel Power	Power Spectral Density		Channel Power	Power Spectral Density	
-33.78 dBm / 1 MHz	-93.78 dBm /Hz		-34.20 dBm / 1 MHz	-94.20 dBm /Hz	
CHANNEL	**23780**	**50 RB**	**CHANNEL**	**23800**	**50 RB**
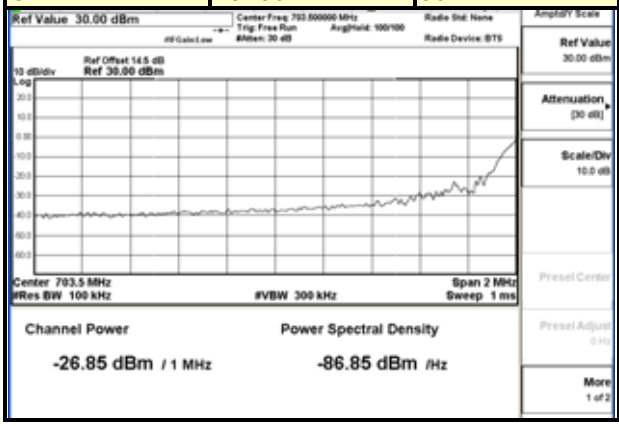			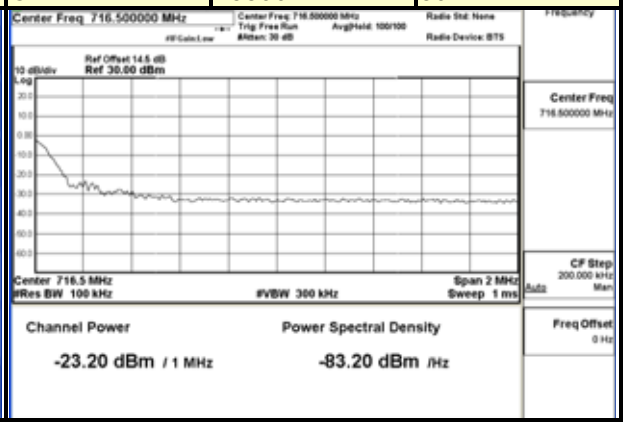		
Channel Power	Power Spectral Density		Channel Power	Power Spectral Density	
-26.85 dBm / 1 MHz	-86.85 dBm /Hz		-23.20 dBm / 1 MHz	-83.20 dBm /Hz	

LTE BAND 4

Channel Bandwidth: 5MHz					
CHANNEL	19975	1 RB	CHANNEL	20375	1 RB
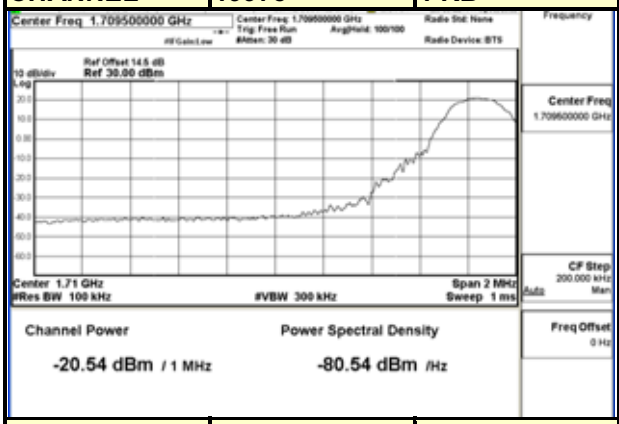			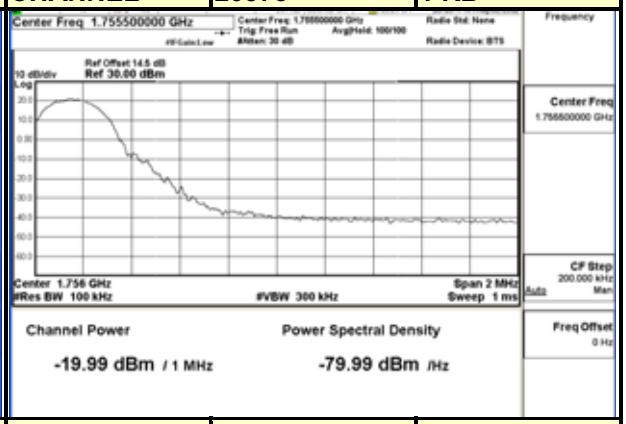		
Channel Power	Power Spectral Density		Channel Power	Power Spectral Density	
-20.54 dBm / 1 MHz	-80.54 dBm /Hz		-19.99 dBm / 1 MHz	-79.99 dBm /Hz	
CHANNEL	19975	25 RB	CHANNEL	20375	25 RB
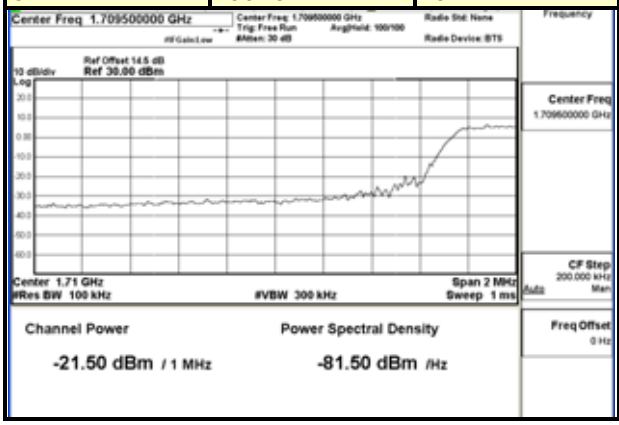			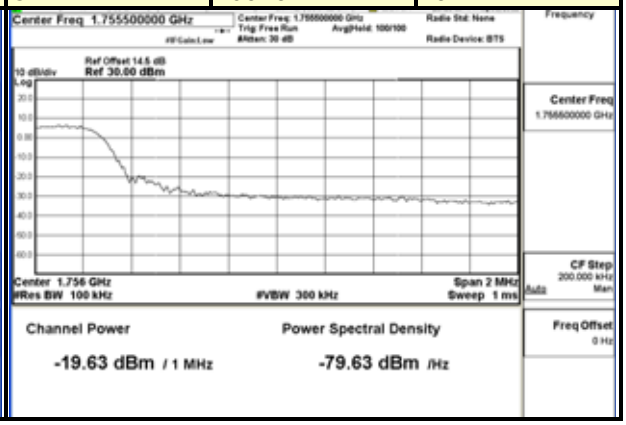		
Channel Power	Power Spectral Density		Channel Power	Power Spectral Density	
-21.50 dBm / 1 MHz	-81.50 dBm /Hz		-19.63 dBm / 1 MHz	-79.63 dBm /Hz	

Channel Bandwidth: 10MHz

CHANNEL	20000	1 RB	CHANNEL	20350	1 RB
			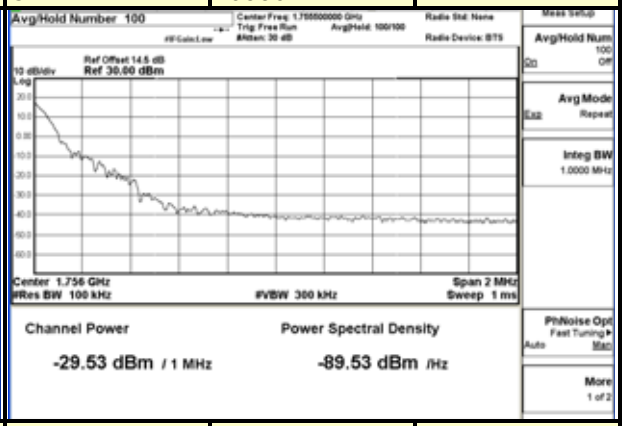		
Channel Power	Power Spectral Density		Channel Power	Power Spectral Density	
-29.49 dBm / 1 MHz	-89.49 dBm /Hz		-29.53 dBm / 1 MHz	-89.53 dBm /Hz	
CHANNEL	**20000**	**50 RB**	**CHANNEL**	**20350**	**50 RB**
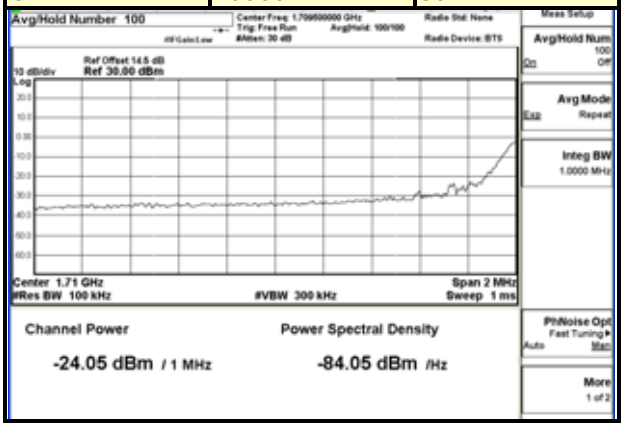			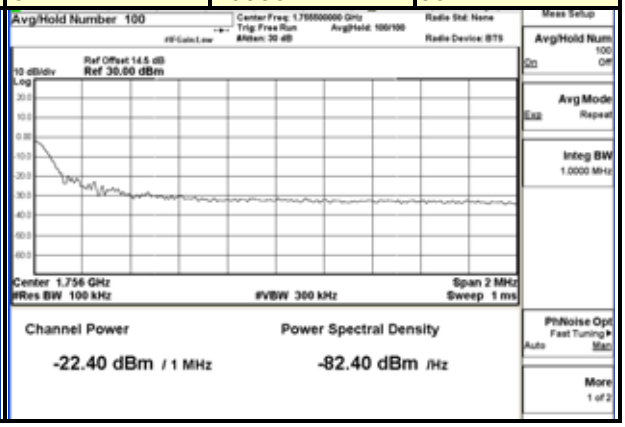		
Channel Power	Power Spectral Density		Channel Power	Power Spectral Density	
-24.05 dBm / 1 MHz	-84.05 dBm /Hz		-22.40 dBm / 1 MHz	-82.40 dBm /Hz	

4.6 CONDUCTED SPURIOUS EMISSIONS

4.6.1 LIMITS OF CONDUCTED SPURIOUS EMISSIONS MEASUREMENT

The power of any emission outside a licensee's frequency block shall be attenuated below the transmitter power (P) by at least 43 +10 log10(P) dB. The limit of emission equal to –13dBm

4.6.2 TEST PROCEDURE

a. The EUT makes a phone call to the communication simulator. All measurements were done at low, middle and high operational frequency range.

b. Measuring frequency range is from 30 MHz to 7.2GHz for LTE Band 17 and from 30MHz to 18GHz for LTE Band 4. 10dB attenuation pad is connected with spectrum. RBW=1MHz and VBW=3MHz are used for conducted emission measurement.

4.6.3 TEST SETUP

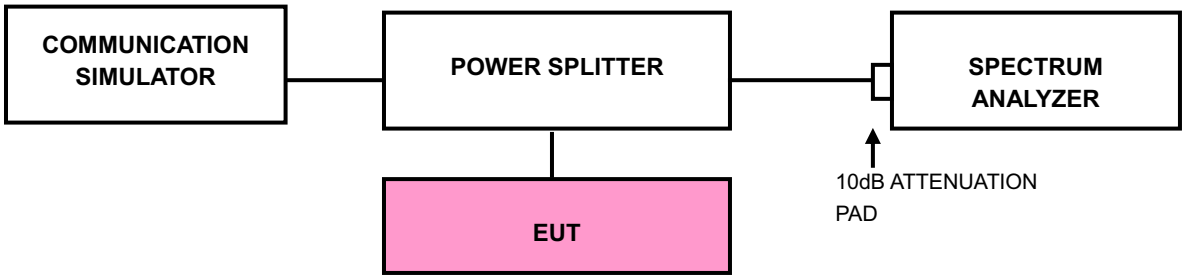

4.6.4 TEST RESULTS

LTE BAND 17

CHANNEL 23790	
5MHz / QPSK / 1 RB Offset 24	**10MHz / QPSK / 1 RB Offset 49**
FREQUENCY RANGE : 30MHz~7.2GHz	**FREQUENCY RANGE : 30MHz~7.2GHz**
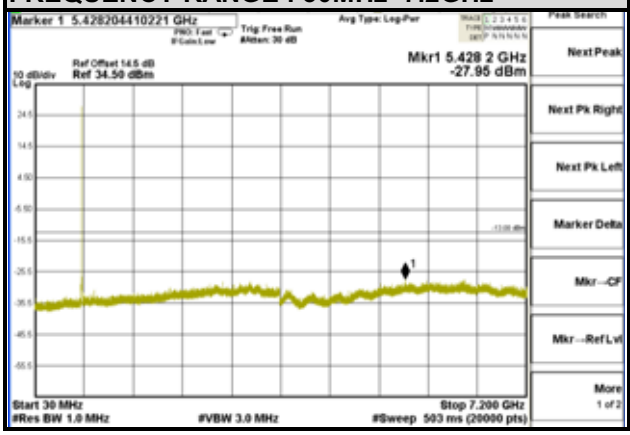	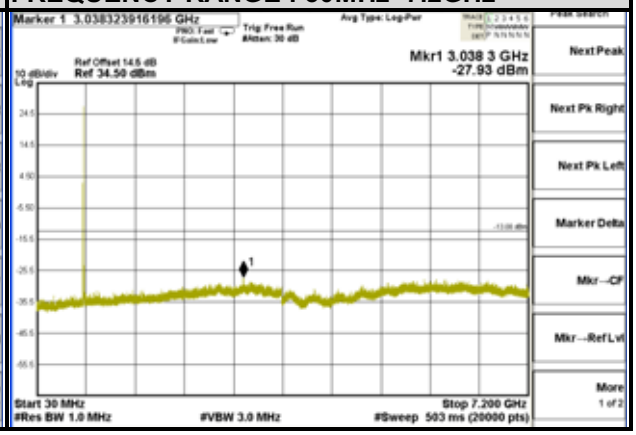

LTE BAND 4

CHANNEL 23790	
5MHz / QPSK / 1 RB Offset 0	**10MHz / QPSK / 1 RB Offset 0**
FREQUENCY RANGE : 30MHz~7GHz	**FREQUENCY RANGE : 7GHz~14GHz**
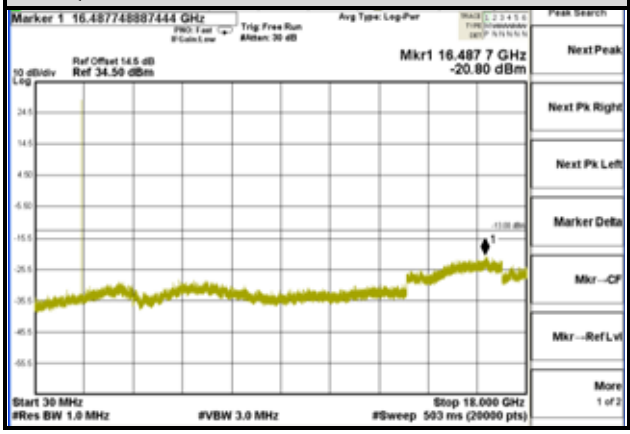	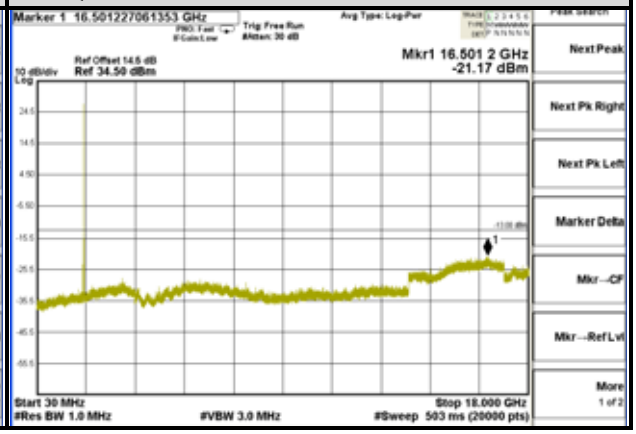

4.7 RADIATED EMISSION MEASUREMENT

4.7.1 LIMITS OF RADIATED EMISSION MEASUREMENT

The power of any emission outside a licensee's frequency block shall be attenuated below the transmitter power (P) by at least 43 +10 log10(P) dB. The limit of emission equal to –13dBm

4.7.2 TEST PROCEDURES

a. Substitution method is used for E.I.R.P measurement. In the semi-anechoic chamber, EUT placed on the 0.8m height of Turn Table, rotated the table around 360 degrees to search the maximum radiation power and receiver antenna shall be rotated vertical and horizontal polarization and moved height from 1m to 4m to find the maximum polar radiated power. The "Read Value" is the spectrum reading the maximum power value.

b. The substitution horn antenna is substituted for EUT at the same position and signals generator export the CW signal to the substitution antenna via a TX cable. Rotated the Turn Table and moved receiving antenna to find the maximum radiation power. Adjust output power level of S.G to get a Value of spectrum reading equal to "Read Value " of step a. Record the power level of S.G

c. EIRP = Output power level of S.G – TX cable loss + Antenna gain of substitution horn.

d. E.R.P power can be calculated form E.I.R.P power by subtracting the gain of dipole, E.R.P power = E.I.P.R power - 2.15dBi.

NOTE: The resolution bandwidth of spectrum analyzer is 1 MHz and the video bandwidth is 3 MHz.

4.7.3 DEVIATION FROM TEST STANDARD

No deviation

4.7.4 TEST SETUP

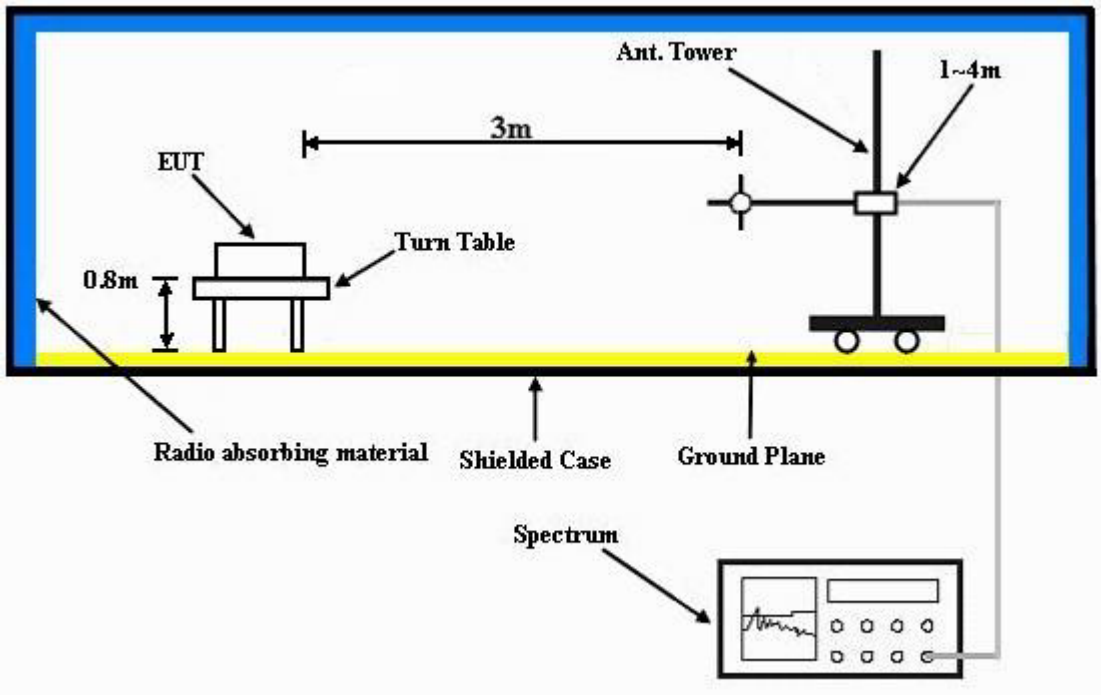

For the actual test configuration, please refer to the attached file (Test Setup Photo).

4.7.5 TEST RESULTS

LTE BAND 17

CHANNEL BANDWIDTH: 5MHz / QPSK

Bureau Veritas Consumer Products Services Ltd.,Taoyuan Branch

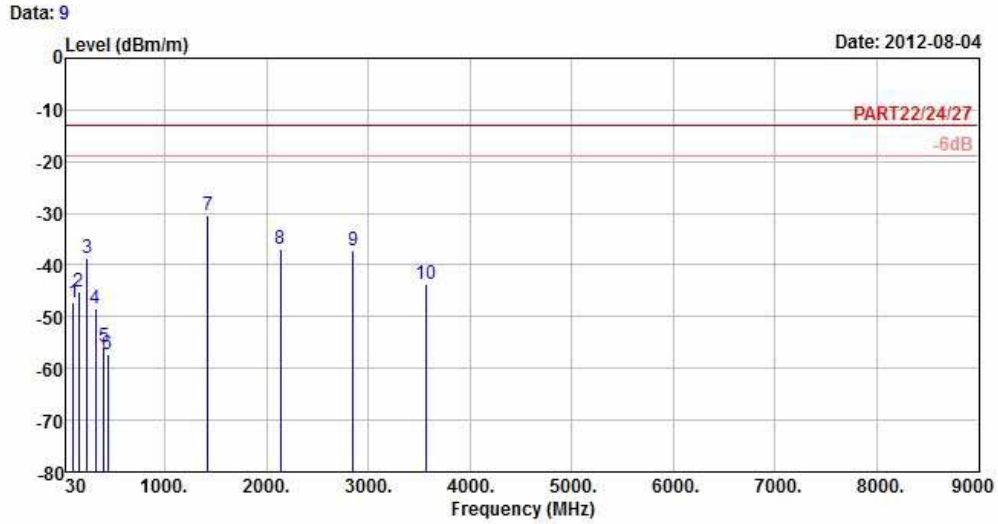

Site : 966 Chamber 5
Condition : PART22/24/27 3m EIRP_RSE_1G~19G_3 HORIZONTAL
Brand/Model: PM36100
Remark : LTE Band 17_5M_(QPSK1,24)
Tested by : Kay Wu
Temprature : 25℃
Humidity : 65%
Plane : X

	Freq	Level	Read Level	Limit Line	Over Limit	Factor	Remark
	MHz	dBm/m	dBm	dBm/m	dB	dB/m	
1	98.31	-47.24	-36.80	-13.00	-34.24	-10.44	Peak
2	149.34	-45.14	-38.84	-13.00	-32.14	-6.30	Peak
3	233.04	-38.66	-32.19	-13.00	-25.66	-6.47	Peak
4	315.40	-48.35	-42.08	-13.00	-35.35	-6.27	Peak
5	402.20	-55.65	-50.08	-13.00	-42.65	-5.57	Peak
6	436.50	-57.16	-52.45	-13.00	-44.16	-4.71	Peak
7 pp	1424.40	-30.42	-17.90	-13.00	-17.42	-12.52	Peak
8	2136.60	-36.89	-26.53	-13.00	-23.89	-10.36	Peak
9	2848.80	-37.05	-28.91	-13.00	-24.05	-8.14	Peak
10	3561.00	-43.81	-36.55	-13.00	-30.81	-7.26	Peak

Bureau Veritas Consumer Products Services Ltd.,Taoyuan Branch

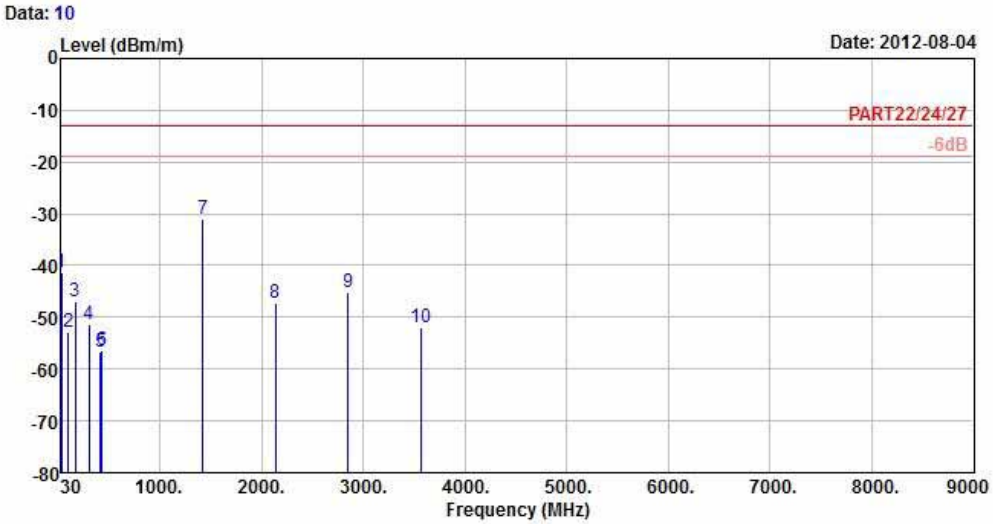

Site : 966 Chamber 5
Condition : PART22/24/27 3m EIRP_RSE_1G~19G_3 VERTICAL
Brand/Model: PM36100
Remark : LTE Band 17_5M_(QPSK1,24)
Tested by : Kay Wu
Temprature : 25℃
Humidity : 65%
Plane : X

	Freq	Level	Read Level	Limit Line	Over Limit	Factor	Remark
	MHz	dBm/m	dBm	dBm/m	dB	dB/m	
1	32.70	-41.31	-40.20	-13.00	-28.31	-1.11	Peak
2	96.42	-52.84	-42.37	-13.00	-39.84	-10.47	Peak
3	167.70	-46.85	-40.19	-13.00	-33.85	-6.66	Peak
4	300.00	-51.37	-44.99	-13.00	-38.37	-6.38	Peak
5	412.70	-56.77	-51.47	-13.00	-43.77	-5.30	Peak
6	430.90	-56.27	-51.41	-13.00	-43.27	-4.86	Peak
7 pp	1424.40	-31.14	-18.62	-13.00	-18.14	-12.52	Peak
8	2136.60	-47.27	-36.91	-13.00	-34.27	-10.36	Peak
9	2848.80	-45.10	-36.96	-13.00	-32.10	-8.14	Peak
10	3561.00	-52.08	-44.82	-13.00	-39.08	-7.26	Peak

Bureau Veritas Consumer Products Services Ltd.,Taoyuan Branch

Data: 9

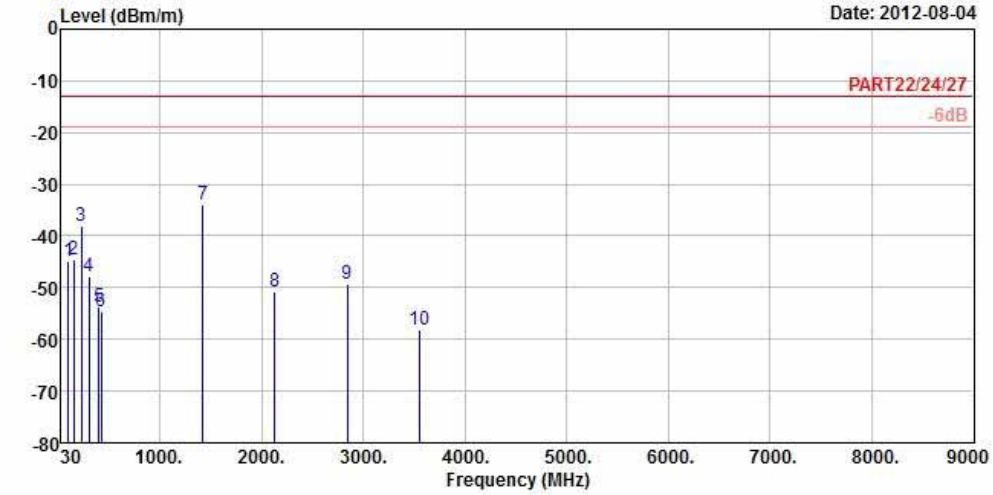

Site : 966 Chamber 5
Condition : PART22/24/27 3m EIRP_RSE_1G~19G_3 HORIZONTAL
Brand/Model: PM36100
Remark : LTE Band 17_5M_(QPSK25,0)
Tested by : Kay Wu
Temprature : 25℃
Humidity : 65%
Plane : X

	Freq	Level	Read Level	Limit Line	Over Limit	Factor	Remark
	MHz	dBm/m	dBm	dBm/m	dB	dB/m	
1	97.77	-44.93	-34.49	-13.00	-31.93	-10.44	Peak
2	148.80	-44.66	-38.43	-13.00	-31.66	-6.23	Peak
3	227.37	-38.11	-31.38	-13.00	-25.11	-6.73	Peak
4	301.40	-47.69	-41.32	-13.00	-34.69	-6.37	Peak
5	402.90	-53.60	-48.03	-13.00	-40.60	-5.57	Peak
6	426.00	-54.72	-49.74	-13.00	-41.72	-4.98	Peak
7 pp	1420.00	-33.87	-21.36	-13.00	-20.87	-12.51	Peak
8	2130.00	-50.89	-40.53	-13.00	-37.89	-10.36	Peak
9	2840.00	-49.41	-41.31	-13.00	-36.41	-8.10	Peak
10	3550.00	-58.27	-51.01	-13.00	-45.27	-7.26	Peak

Bureau Veritas Consumer Products Services Ltd.,Taoyuan Branch

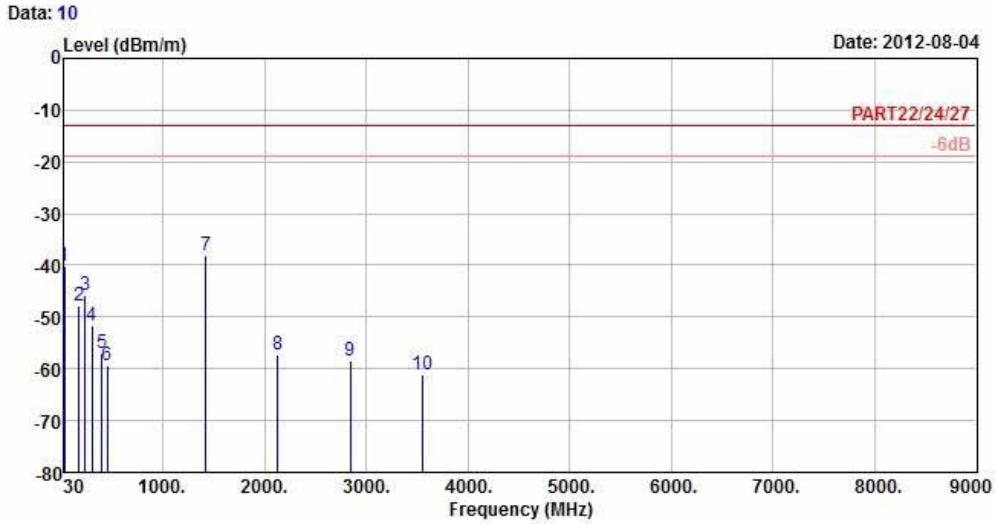

Site : 966 Chamber 5
Condition : PART22/24/27 3m EIRP_RSE_1G~19G_3 VERTICAL
Brand/Model: PM36100
Remark : LTE Band 17_5M_(QPSK25,0)
Tested by : Kay Wu
Temprature : 25℃
Humidity : 65%
Plane : X

	Freq	Level	Read Level	Limit Line	Over Limit	Factor	Remark
	MHz	dBm/m	dBm	dBm/m	dB	dB/m	
1	32.70	-40.20	-39.09	-13.00	-27.20	-1.11	Peak
2	173.64	-47.70	-40.93	-13.00	-34.70	-6.77	Peak
3	234.12	-45.70	-39.28	-13.00	-32.70	-6.42	Peak
4	300.00	-51.72	-45.34	-13.00	-38.72	-6.38	Peak
5	402.90	-56.91	-51.34	-13.00	-43.91	-5.57	Peak
6	451.20	-59.24	-54.90	-13.00	-46.24	-4.34	Peak
7 pp	1420.00	-38.13	-25.62	-13.00	-25.13	-12.51	Peak
8	2130.00	-57.33	-46.97	-13.00	-44.33	-10.36	Peak
9	2840.00	-58.53	-50.43	-13.00	-45.53	-8.10	Peak
10	3550.00	-61.18	-53.92	-13.00	-48.18	-7.26	Peak

CHANNEL BANDWIDTH: 5MHz / 16QAM

Bureau Veritas Consumer Products Services Ltd.,Taoyuan Branch

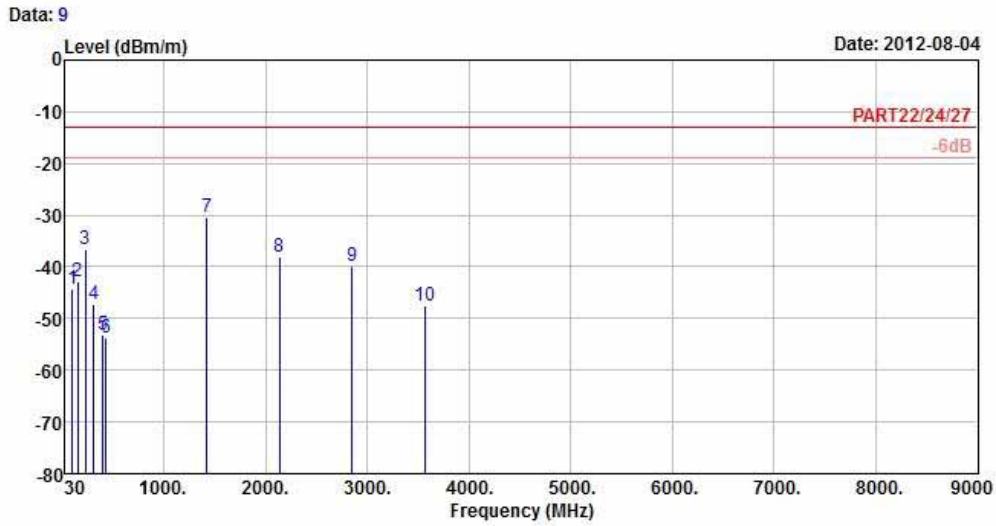

Site : 966 Chamber 5
Condition : PART22/24/27 3m EIRP_RSE_1G~19G_3 HORIZONTAL
Brand/Model: PM36100
Remark : LTE Band 17_5M_(16QAM 1,24)
Tested by : Kay Wu
Temprature : 25℃
Humidity : 65%
Plane : X

	Freq	Level	Read Level	Limit Line	Over Limit	Factor	Remark
	MHz	dBm/m	dBm	dBm/m	dB	dB/m	
1	98.31	-44.37	-33.93	-13.00	-31.37	-10.44	Peak
2	149.34	-42.89	-36.59	-13.00	-29.89	-6.30	Peak
3	228.45	-36.73	-30.09	-13.00	-23.73	-6.64	Peak
4	314.00	-47.12	-40.85	-13.00	-34.12	-6.27	Peak
5	402.20	-53.22	-47.65	-13.00	-40.22	-5.57	Peak
6	429.50	-53.73	-48.85	-13.00	-40.73	-4.88	Peak
7 pp	1424.40	-30.40	-17.88	-13.00	-17.40	-12.52	Peak
8	2136.60	-38.08	-27.72	-13.00	-25.08	-10.36	Peak
9	2848.80	-39.81	-31.67	-13.00	-26.81	-8.14	Peak
10	3561.00	-47.43	-40.17	-13.00	-34.43	-7.26	Peak

Bureau Veritas Consumer Products Services Ltd.,Taoyuan Branch

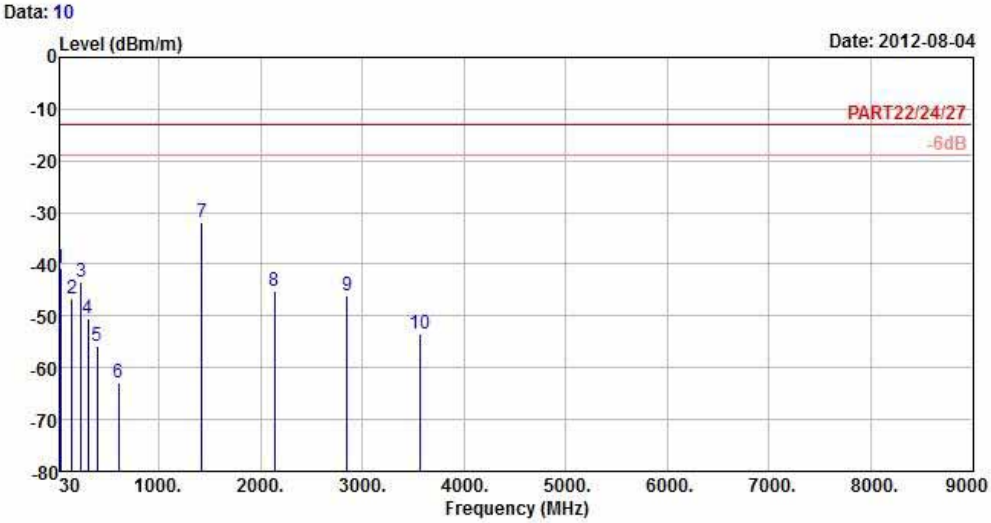

Site : 966 Chamber 5
Condition : PART22/24/27 3m EIRP_RSE_1G~19G_3 VERTICAL
Brand/Model: PM36100
Remark : LTE Band 17_5M_(16QAM 1,24)
Tested by : Kay Wu
Temprature : 25℃
Humidity : 65%
Plane : X

	Freq	Level	Read Level	Limit Line	Over Limit	Factor	Remark
	MHz	dBm/m	dBm	dBm/m	dB	dB/m	
1	32.43	-40.68	-39.57	-13.00	-27.68	-1.11	Peak
2	148.53	-46.62	-40.39	-13.00	-33.62	-6.23	Peak
3	231.69	-43.47	-36.96	-13.00	-30.47	-6.51	Peak
4	300.00	-50.55	-44.17	-13.00	-37.55	-6.38	Peak
5	393.10	-55.75	-50.06	-13.00	-42.75	-5.69	Peak
6	601.70	-62.91	-62.58	-13.00	-49.91	-0.33	Peak
7 pp	1424.40	-31.88	-19.36	-13.00	-18.88	-12.52	Peak
8	2136.60	-45.18	-34.82	-13.00	-32.18	-10.36	Peak
9	2848.38	-45.95	-37.81	-13.00	-32.95	-8.14	Peak
10	3561.00	-53.57	-46.31	-13.00	-40.57	-7.26	Peak

Bureau Veritas Consumer Products Services Ltd.,Taoyuan Branch

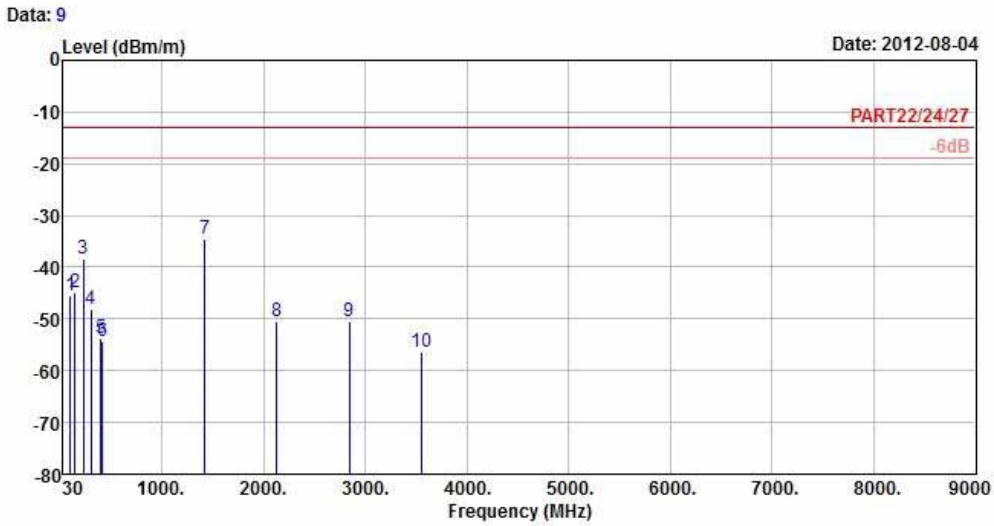

Site : 966 Chamber 5
Condition : PART22/24/27 3m EIRP_RSE_1G~19G_3 HORIZONTAL
Brand/Model: PM36100
Remark : LTE Band 17_5M_(16QAM 25,0)
Tested by : Kay Wu
Temprature : 25℃
Humidity : 65%
Plane : X

	Freq	Level	Read Level	Limit Line	Over Limit	Factor	Remark
	MHz	dBm/m	dBm	dBm/m	dB	dB/m	
1	98.58	-45.33	-34.91	-13.00	-32.33	-10.42	Peak
2	143.40	-44.79	-38.87	-13.00	-31.79	-5.92	Peak
3	227.91	-38.41	-31.73	-13.00	-25.41	-6.68	Peak
4	306.30	-48.16	-41.83	-13.00	-35.16	-6.33	Peak
5	397.30	-53.65	-48.00	-13.00	-40.65	-5.65	Peak
6	412.70	-54.28	-48.98	-13.00	-41.28	-5.30	Peak
7 pp	1420.00	-34.66	-22.15	-13.00	-21.66	-12.51	Peak
8	2130.00	-50.43	-40.07	-13.00	-37.43	-10.36	Peak
9	2840.00	-50.52	-42.42	-13.00	-37.52	-8.10	Peak
10	3550.00	-56.49	-49.23	-13.00	-43.49	-7.26	Peak

Bureau Veritas Consumer Products Services Ltd.,Taoyuan Branch

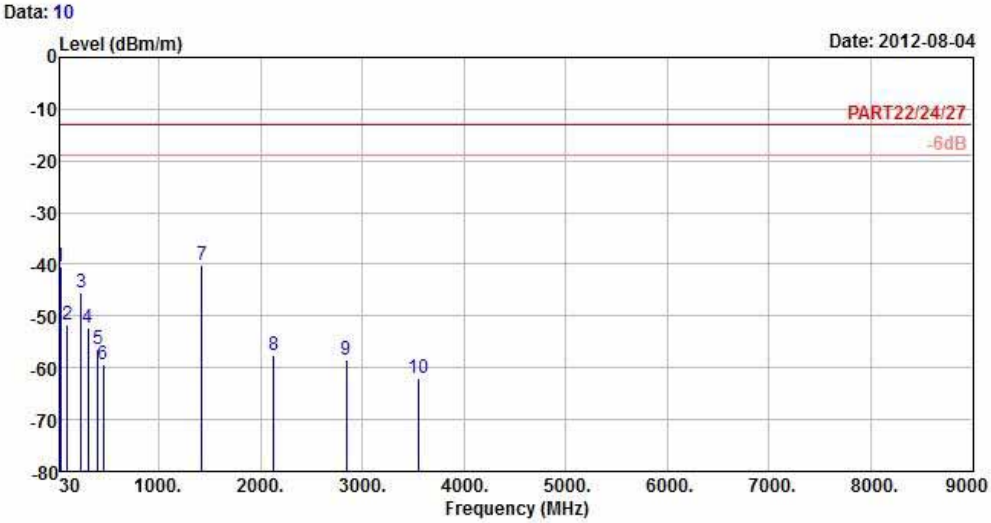

Site : 966 Chamber 5
Condition : PART22/24/27 3m EIRP_RSE_1G~19G_3 VERTICAL
Brand/Model: PM36100
Remark : LTE Band 17_5M_(16QAM 25,0)
Tested by : Kay Wu
Temprature : 25℃
Humidity : 65%
Plane : X

	Freq	Level	Read Level	Limit Line	Over Limit	Factor	Remark
	MHz	dBm/m	dBm	dBm/m	dB	dB/m	
1	32.43	-40.32	-39.21	-13.00	-27.32	-1.11	Peak
2	96.69	-51.78	-41.33	-13.00	-38.78	-10.45	Peak
3	235.74	-45.58	-39.25	-13.00	-32.58	-6.33	Peak
4	300.00	-52.26	-45.88	-13.00	-39.26	-6.38	Peak
5	400.80	-56.52	-50.90	-13.00	-43.52	-5.62	Peak
6	450.50	-59.32	-54.98	-13.00	-46.32	-4.34	Peak
7 pp	1420.00	-40.09	-27.58	-13.00	-27.09	-12.51	Peak
8	2130.00	-57.59	-47.23	-13.00	-44.59	-10.36	Peak
9	2840.00	-58.44	-50.34	-13.00	-45.44	-8.10	Peak
10	3550.00	-61.94	-54.68	-13.00	-48.94	-7.26	Peak

CHANNEL BANDWIDTH: 10MHz / QPSK

Bureau Veritas Consumer Products Services Ltd.,Taoyuan Branch

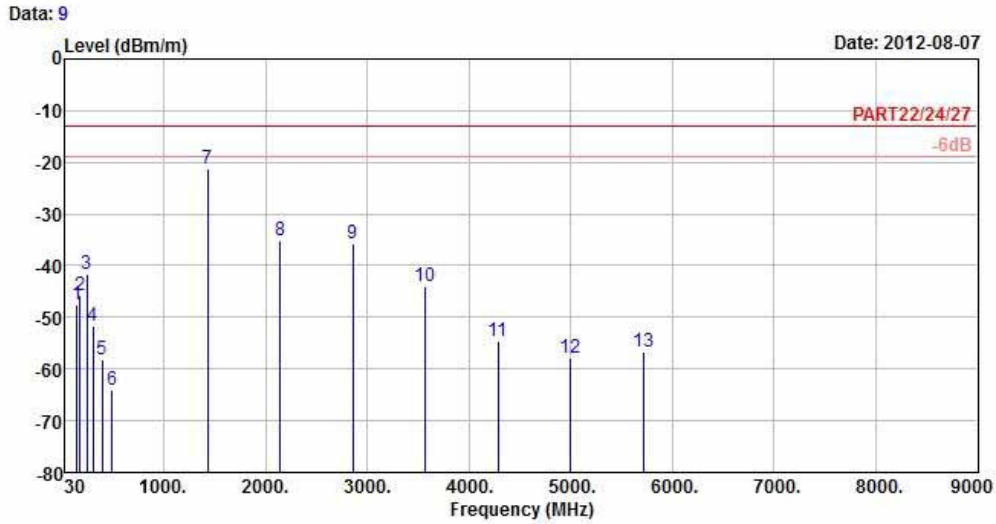

Site : 966 Chamber 5
Condition : PART22/24/27 3m EIRP_RSE_1G~19G_3 HORIZONTAL
Brand/Model: PM36100
Remark : LTE Band 17_10M_(QPSK1,49)
Tested by : Kay Wu
Temprature : 25℃
Humidity : 65%
Plane : X

	Freq	Level	Read Level	Limit Line	Over Limit	Factor	Remark
	MHz	dBm/m	dBm	dBm/m	dB	dB/m	
1	148.26	-47.63	-41.40	-13.00	-34.63	-6.23	Peak
2	173.10	-45.76	-38.99	-13.00	-32.76	-6.77	Peak
3	240.06	-41.55	-35.43	-13.00	-28.55	-6.12	Peak
4	302.10	-51.60	-45.24	-13.00	-38.60	-6.36	Peak
5	393.80	-58.08	-52.40	-13.00	-45.08	-5.68	Peak
6	487.60	-64.17	-60.76	-13.00	-51.17	-3.41	Peak
7 pp	1428.80	-21.13	-8.61	-13.00	-8.13	-12.52	Peak
8	2143.20	-35.24	-24.97	-13.00	-22.24	-10.27	Peak
9	2857.60	-35.77	-27.63	-13.00	-22.77	-8.14	Peak
10	3572.00	-43.90	-36.69	-13.00	-30.90	-7.21	Peak
11	4286.40	-54.68	-49.79	-13.00	-41.68	-4.89	Peak
12	5000.80	-57.99	-56.90	-13.00	-44.99	-1.09	Peak
13	5715.20	-56.76	-57.00	-13.00	-43.76	0.24	Peak

Bureau Veritas Consumer Products Services Ltd.,Taoyuan Branch

Data: 10

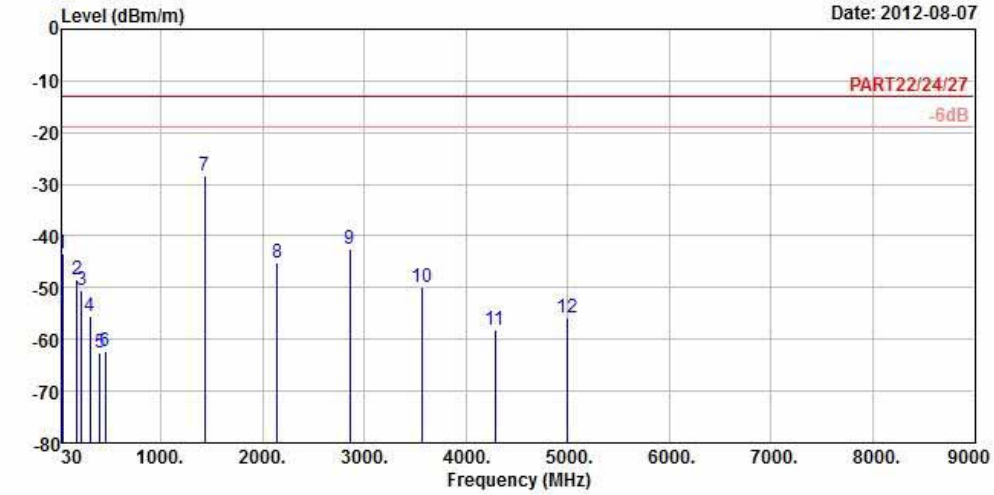

Site : 966 Chamber 5
Condition : PART22/24/27 3m EIRP_RSE_1G~19G_3 VERTICAL
Brand/Model: PM36100
Remark : LTE Band 17_10M_(QPSK1,49)
Tested by : Kay Wu
Temprature : 25℃
Humidity : 65%
Plane : X

		Freq	Level	Read Level	Limit Line	Over Limit	Factor	Remark
		MHz	dBm/m	dBm	dBm/m	dB	dB/m	
1		33.51	-43.39	-41.55	-13.00	-30.39	-1.84	Peak
2		173.64	-48.50	-41.73	-13.00	-35.50	-6.77	Peak
3		223.32	-50.37	-43.47	-13.00	-37.37	-6.90	Peak
4		300.70	-55.55	-49.18	-13.00	-42.55	-6.37	Peak
5		397.30	-62.62	-56.97	-13.00	-49.62	-5.65	Peak
6		450.50	-62.25	-57.91	-13.00	-49.25	-4.34	Peak
7	pp	1428.80	-28.44	-15.92	-13.00	-15.44	-12.52	Peak
8		2143.20	-45.13	-34.86	-13.00	-32.13	-10.27	Peak
9		2857.60	-42.43	-34.29	-13.00	-29.43	-8.14	Peak
10		3572.00	-49.83	-42.62	-13.00	-36.83	-7.21	Peak
11		4286.40	-58.28	-53.39	-13.00	-45.28	-4.89	Peak
12		5000.80	-55.88	-54.79	-13.00	-42.88	-1.09	Peak

Bureau Veritas Consumer Products Services Ltd.,Taoyuan Branch

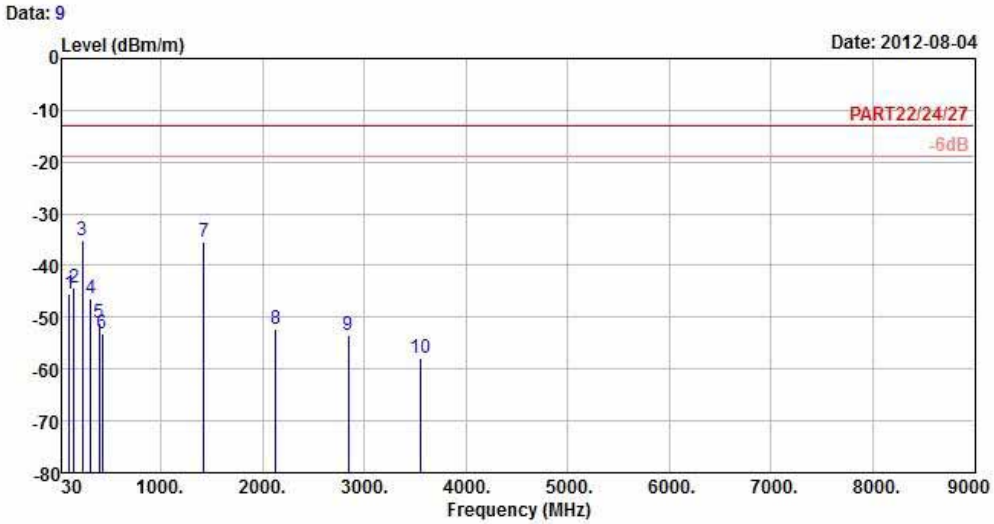

Site : 966 Chamber 5
Condition : PART22/24/27 3m EIRP_RSE_1G~19G_3 HORIZONTAL
Brand/Model: PM36100
Remark : LTE Band 17_10M_(QPSK50,0)
Tested by : Kay Wu
Temprature : 25℃
Humidity : 65%
Plane : X

	Freq	Level	Read Level	Limit Line	Over Limit	Factor	Remark
	MHz	dBm/m	dBm	dBm/m	dB	dB/m	
1	99.12	-45.48	-35.06	-13.00	-32.48	-10.42	Peak
2	148.53	-44.31	-38.08	-13.00	-31.31	-6.23	Peak
3 pp	230.34	-35.03	-28.48	-13.00	-22.03	-6.55	Peak
4	309.80	-46.25	-39.94	-13.00	-33.25	-6.31	Peak
5	389.60	-51.01	-45.30	-13.00	-38.01	-5.71	Peak
6	424.60	-53.18	-48.18	-13.00	-40.18	-5.00	Peak
7	1420.00	-35.30	-22.79	-13.00	-22.30	-12.51	Peak
8	2130.00	-52.38	-42.02	-13.00	-39.38	-10.36	Peak
9	2840.00	-53.50	-45.40	-13.00	-40.50	-8.10	Peak
10	3550.00	-57.83	-50.57	-13.00	-44.83	-7.26	Peak

Bureau Veritas Consumer Products Services Ltd.,Taoyuan Branch

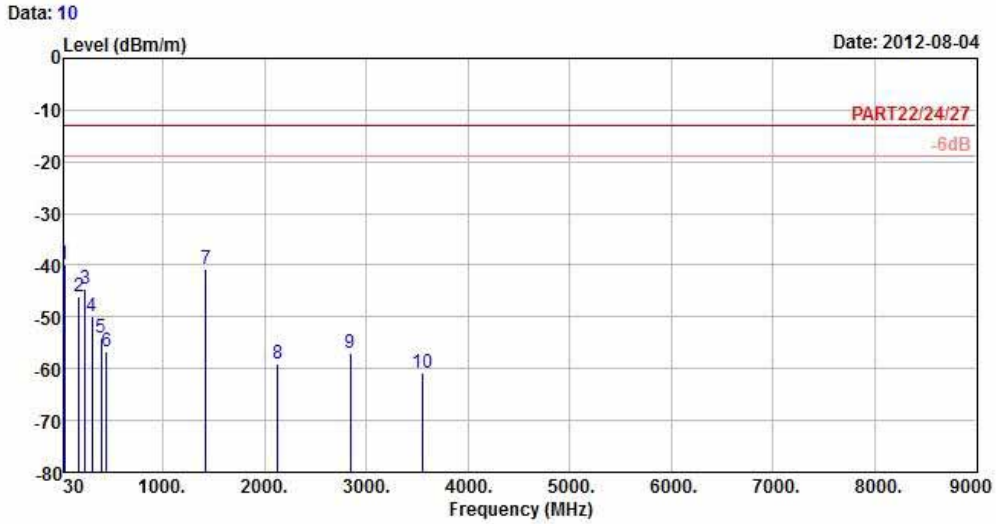

Site : 966 Chamber 5
Condition : PART22/24/27 3m EIRP_RSE_1G~19G_3 VERTICAL
Brand/Model: PM36100
Remark : LTE Band 17_10M_(QPSK50,0)
Tested by : Kay Wu
Temprature : 25℃
Humidity : 65%
Plane : X

	Freq	Level	Read Level	Limit Line	Over Limit	Factor	Remark
	MHz	dBm/m	dBm	dBm/m	dB	dB/m	
1 pp	30.27	-39.79	-40.86	-13.00	-26.79	1.07	Peak
2	172.02	-46.08	-39.35	-13.00	-33.08	-6.73	Peak
3	233.04	-44.51	-38.04	-13.00	-31.51	-6.47	Peak
4	300.00	-49.78	450.22	-13.00	-36.78	-500.00	Peak
5	395.20	-53.99	446.01	-13.00	-40.99	-500.00	Peak
6	447.70	-56.55	443.45	-13.00	-43.55	-500.00	Peak
7	1420.00	-40.88	-28.37	-13.00	-27.88	-12.51	Peak
8	2130.00	-59.15	-48.79	-13.00	-46.15	-10.36	Peak
9	2840.00	-57.08	-48.98	-13.00	-44.08	-8.10	Peak
10	3550.00	-60.82	-53.56	-13.00	-47.82	-7.26	Peak

CHANNEL BANDWIDTH: 10MHz / 16QAM

Bureau Veritas Consumer Products Services Ltd.,Taoyuan Branch

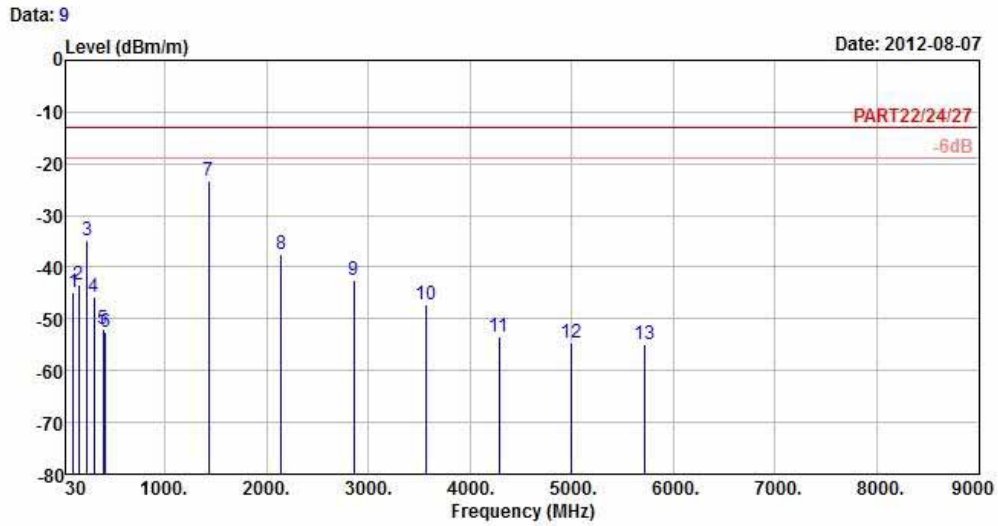

Site : 966 Chamber 5
Condition : PART22/24/27 3m EIRP_RSE_1G~19G_3 HORIZONTAL
Brand/Model: PM36100
Remark : LTE Band 17_10M_(16QAM1,49)
Tested by : Kay Wu
Temprature : 25℃
Humidity : 65%
Plane : X

	Freq	Level	Read Level	Limit Line	Over Limit	Factor	Remark
	MHz	dBm/m	dBm	dBm/m	dB	dB/m	
1	98.85	-44.96	-34.54	-13.00	-31.96	-10.42	Peak
2	149.07	-43.52	-37.22	-13.00	-30.52	-6.30	Peak
3	234.39	-34.86	-28.48	-13.00	-21.86	-6.38	Peak
4	302.10	-45.66	-39.30	-13.00	-32.66	-6.36	Peak
5	391.70	-51.96	-46.26	-13.00	-38.96	-5.70	Peak
6	414.10	-52.50	-47.23	-13.00	-39.50	-5.27	Peak
7 pp	1428.80	-23.36	-10.84	-13.00	-10.36	-12.52	Peak
8	2143.20	-37.46	-27.19	-13.00	-24.46	-10.27	Peak
9	2857.60	-42.39	-34.25	-13.00	-29.39	-8.14	Peak
10	3572.00	-47.26	-40.05	-13.00	-34.26	-7.21	Peak
11	4286.40	-53.56	-48.67	-13.00	-40.56	-4.89	Peak
12	5000.80	-54.70	-53.61	-13.00	-41.70	-1.09	Peak
13	5715.20	-54.88	-55.12	-13.00	-41.88	0.24	Peak

Bureau Veritas Consumer Products Services Ltd.,Taoyuan Branch

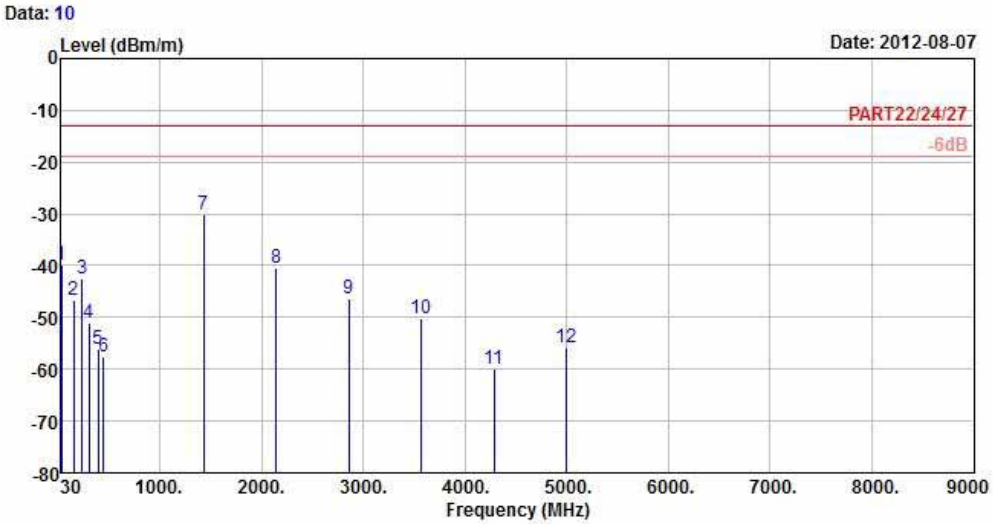

Site : 966 Chamber 5
Condition : PART22/24/27 3m EIRP_RSE_1G~19G_3 VERTICAL
Brand/Model: PM36100
Remark : LTE Band 17_10M_(16QAM1,49)
Tested by : Kay Wu
Temprature : 25℃
Humidity : 65%
Plane : X

	Freq	Level	Read Level	Limit Line	Over Limit	Factor	Remark
	MHz	dBm/m	dBm	dBm/m	dB	dB/m	
1	30.00	-39.82	-40.89	-13.00	-26.82	1.07	Peak
2	148.80	-46.59	-40.36	-13.00	-33.59	-6.23	Peak
3	232.50	-42.43	-35.96	-13.00	-29.43	-6.47	Peak
4	301.40	-51.15	-44.78	-13.00	-38.15	-6.37	Peak
5	391.70	-56.02	-50.32	-13.00	-43.02	-5.70	Peak
6	444.90	-57.66	-53.17	-13.00	-44.66	-4.49	Peak
7 pp	1428.80	-30.07	-17.55	-13.00	-17.07	-12.52	Peak
8	2143.20	-40.31	-30.04	-13.00	-27.31	-10.27	Peak
9	2857.60	-46.38	-38.24	-13.00	-33.38	-8.14	Peak
10	3572.00	-50.10	-42.89	-13.00	-37.10	-7.21	Peak
11	4286.40	-59.99	-55.10	-13.00	-46.99	-4.89	Peak
12	5000.80	-55.77	-54.68	-13.00	-42.77	-1.09	Peak

Bureau Veritas Consumer Products Services Ltd.,Taoyuan Branch

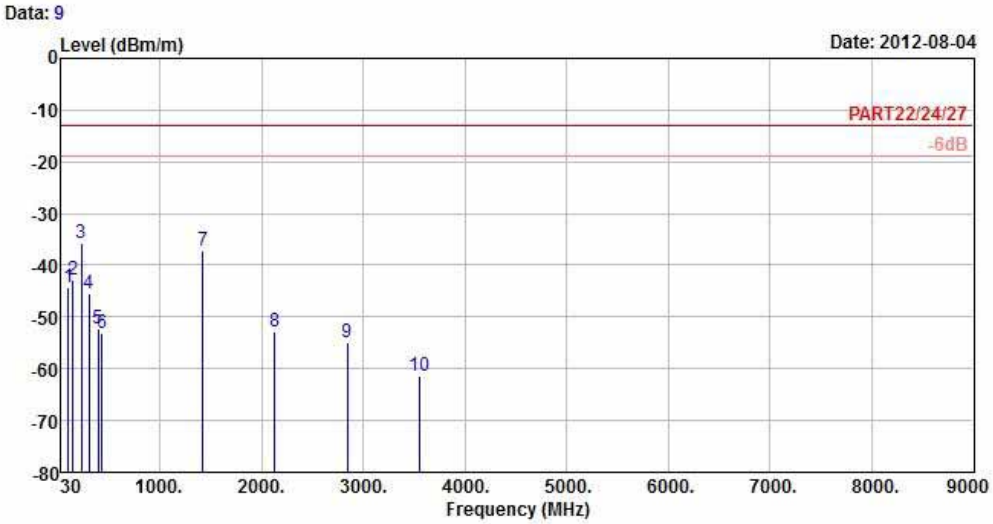

Site : 966 Chamber 5
Condition : PART22/24/27 3m EIRP_RSE_1G~19G_3 HORIZONTAL
Brand/Model: PM36100
Remark : LTE Band 17_10M_(16QAM50,0)
Tested by : Kay Wu
Temprature : 25℃
Humidity : 65%
Plane : X

	Freq	Level	Read Level	Limit Line	Over Limit	Factor	Remark
	MHz	dBm/m	dBm	dBm/m	dB	dB/m	
1	97.50	-44.36	-33.92	-13.00	-31.36	-10.44	Peak
2	142.86	-42.71	-36.85	-13.00	-29.71	-5.86	Peak
3 pp	227.10	-35.79	-29.06	-13.00	-22.79	-6.73	Peak
4	301.40	-45.41	-39.04	-13.00	-32.41	-6.37	Peak
5	392.40	-52.28	-46.59	-13.00	-39.28	-5.69	Peak
6	430.90	-53.24	-48.38	-13.00	-40.24	-4.86	Peak
7	1420.00	-37.19	-24.68	-13.00	-24.19	-12.51	Peak
8	2130.00	-52.72	-42.36	-13.00	-39.72	-10.36	Peak
9	2840.00	-54.87	-46.77	-13.00	-41.87	-8.10	Peak
10	3550.00	-61.53	-54.27	-13.00	-48.53	-7.26	Peak

Bureau Veritas Consumer Products Services Ltd.,Taoyuan Branch

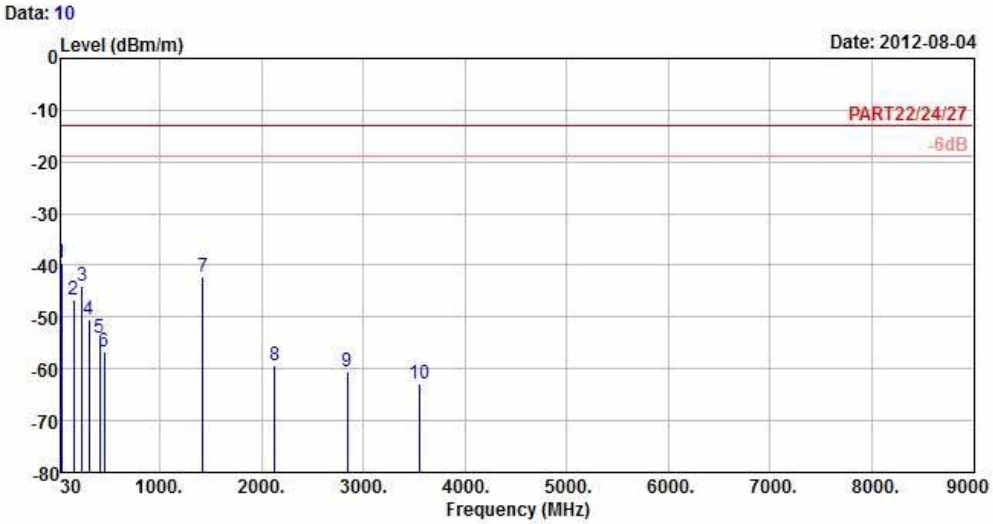

Site : 966 Chamber 5
Condition : PART22/24/27 3m EIRP_RSE_1G~19G_3 VERTICAL
Brand/Model: PM36100
Remark : LTE Band 17_10M_(16QAM50,0)
Tested by : Kay Wu
Temprature : 25℃
Humidity : 65%
Plane : X

	Freq	Level	Read Level	Limit Line	Over Limit	Factor	Remark
	MHz	dBm/m	dBm	dBm/m	dB	dB/m	
1 pp	30.00	-39.50	-40.57	-13.00	-26.50	1.07	Peak
2	150.69	-46.54	-40.18	-13.00	-33.54	-6.36	Peak
3	234.39	-44.03	-37.65	-13.00	-31.03	-6.38	Peak
4	300.00	-50.47	-44.09	-13.00	-37.47	-6.38	Peak
5	404.30	-54.17	-48.65	-13.00	-41.17	-5.52	Peak
6	451.20	-56.82	-52.48	-13.00	-43.82	-4.34	Peak
7	1420.00	-42.11	-29.60	-13.00	-29.11	-12.51	Peak
8	2130.00	-59.41	-49.05	-13.00	-46.41	-10.36	Peak
9	2840.00	-60.56	-52.46	-13.00	-47.56	-8.10	Peak
10	3550.00	-62.99	-55.73	-13.00	-49.99	-7.26	Peak

LTE BAND 4

CHANNEL BANDWIDTH: 5MHz / QPSK

Bureau Veritas Consumer Products Services Ltd.,Taoyuan Branch

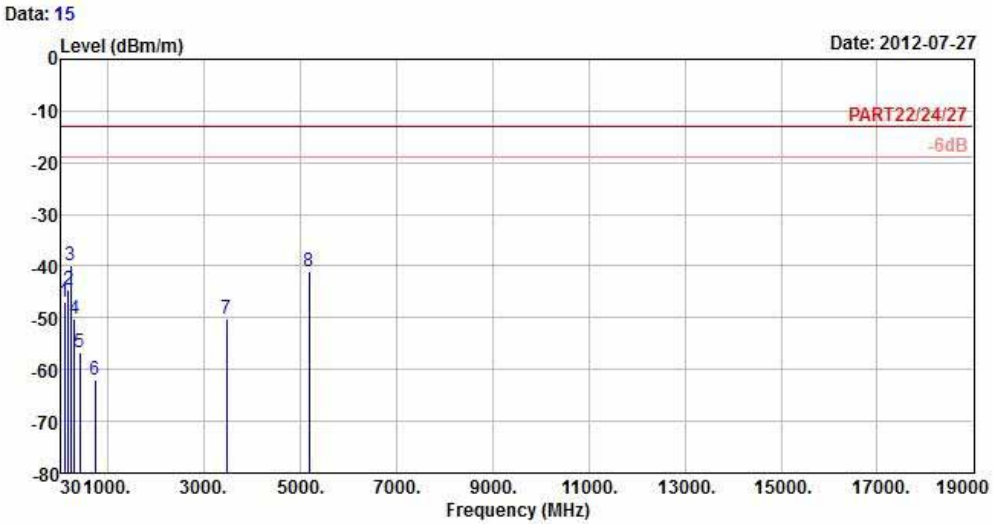

Site : 966 Chamber 5
Condition : PART22/24/27 3m EIRP_RSE_1G~19G_3 HORIZONTAL
Brand/Model: PM36100
Remark : LTE Band 4_5M_(QPSK1,0)
Tested by : Kay Wu
Temprature : 25℃
Humidity : 65%
Plane : X

	Freq	Level	Read Level	Limit Line	Over Limit	Factor	Remark
	MHz	dBm/m	dBm	dBm/m	dB	dB/m	
1	98.04	-46.80	-36.36	-13.00	-33.80	-10.44	Peak
2	172.02	-44.63	-37.90	-13.00	-31.63	-6.73	Peak
3 pp	228.99	-39.85	-33.21	-13.00	-26.85	-6.64	Peak
4	300.70	-50.28	-43.91	-13.00	-37.28	-6.37	Peak
5	410.60	-56.72	-51.35	-13.00	-43.72	-5.37	Peak
6	727.00	-62.06	-63.69	-13.00	-49.06	1.63	Peak
7	3460.60	-50.27	-42.64	-13.00	-37.27	-7.63	Peak
8	5190.90	-41.07	-39.99	-13.00	-28.07	-1.08	Peak

Bureau Veritas Consumer Products Services Ltd.,Taoyuan Branch

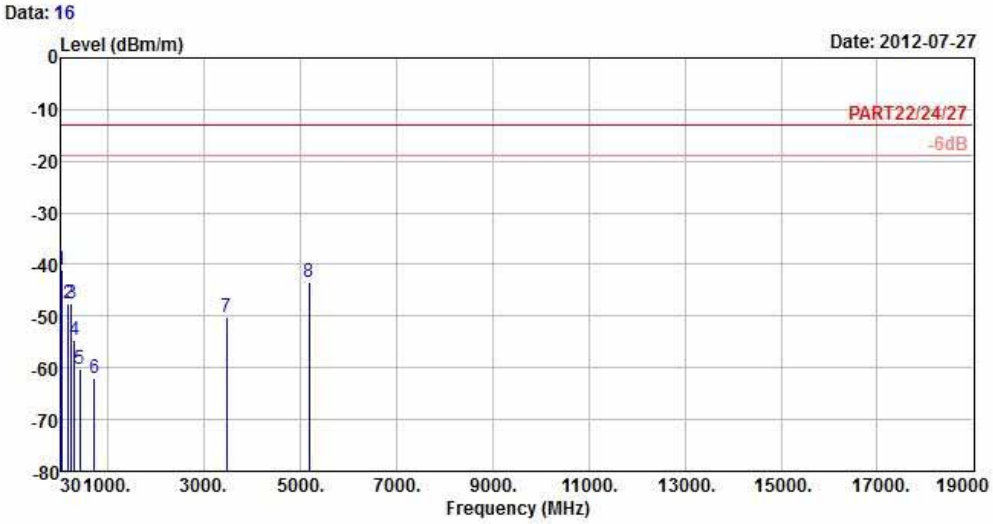

Site : 966 Chamber 5
Condition : PART22/24/27 3m EIRP_RSE_1G~19G_3 VERTICAL
Brand/Model: PM36100
Remark : LTE Band 4_5M_(QPSK1,0)
Tested by : Kay Wu
Temprature : 25℃
Humidity : 65%
Plane : X

	Freq	Level	Read Level	Limit Line	Over Limit	Factor	Remark
	MHz	dBm/m	dBm	dBm/m	dB	dB/m	
1 pp	42.42	-40.96	-39.63	-13.00	-27.96	-1.33	Peak
2	172.02	-47.41	-40.68	-13.00	-34.41	-6.73	Peak
3	239.25	-47.57	-41.41	-13.00	-34.57	-6.16	Peak
4	300.00	-54.62	-48.24	-13.00	-41.62	-6.38	Peak
5	409.20	-60.25	-54.86	-13.00	-47.25	-5.39	Peak
6	714.40	-61.92	-63.47	-13.00	-48.92	1.55	Peak
7	3460.60	-50.26	-42.63	-13.00	-37.26	-7.63	Peak
8	5190.90	-43.51	-42.43	-13.00	-30.51	-1.08	Peak

Bureau Veritas Consumer Products Services Ltd.,Taoyuan Branch

Data: 15

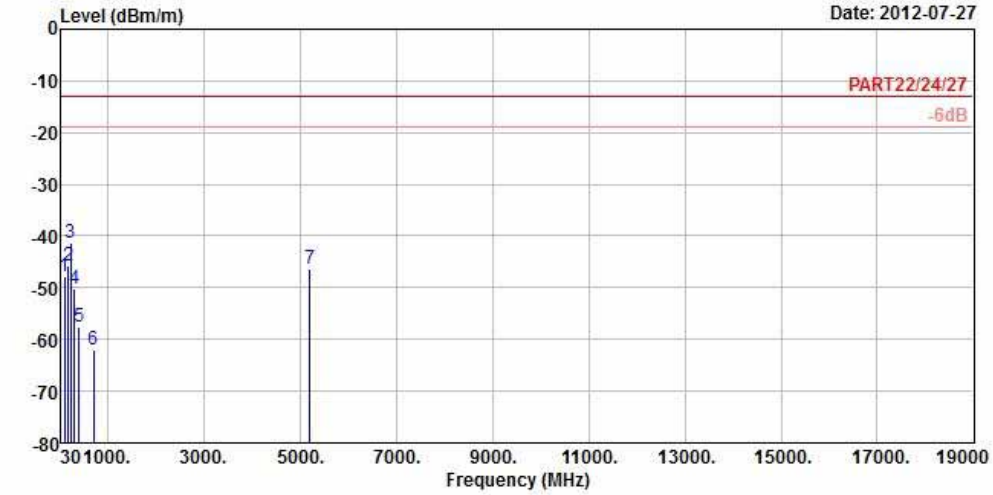

Site : 966 Chamber 5
Condition : PART22/24/27 3m EIRP_RSE_1G~19G_3 HORIZONTAL
Brand/Model: PM36100
Remark : LTE Band 4_5M_(QPSK25,0)
Tested by : Kay Wu
Temprature : 25℃
Humidity : 65%
Plane : X

	Freq	Level	Read Level	Limit Line	Over Limit	Factor	Remark
	MHz	dBm/m	dBm	dBm/m	dB	dB/m	
1	98.04	-47.69	-37.25	-13.00	-34.69	-10.44	Peak
2	172.29	-45.77	-39.02	-13.00	-32.77	-6.75	Peak
3 pp	233.31	-41.46	-35.04	-13.00	-28.46	-6.42	Peak
4	300.70	-50.22	-43.85	-13.00	-37.22	-6.37	Peak
5	398.00	-57.65	-52.00	-13.00	-44.65	-5.65	Peak
6	702.50	-61.99	-63.45	-13.00	-48.99	1.46	Peak
7	5197.50	-46.27	-45.19	-13.00	-33.27	-1.08	Peak

Bureau Veritas Consumer Products Services Ltd.,Taoyuan Branch

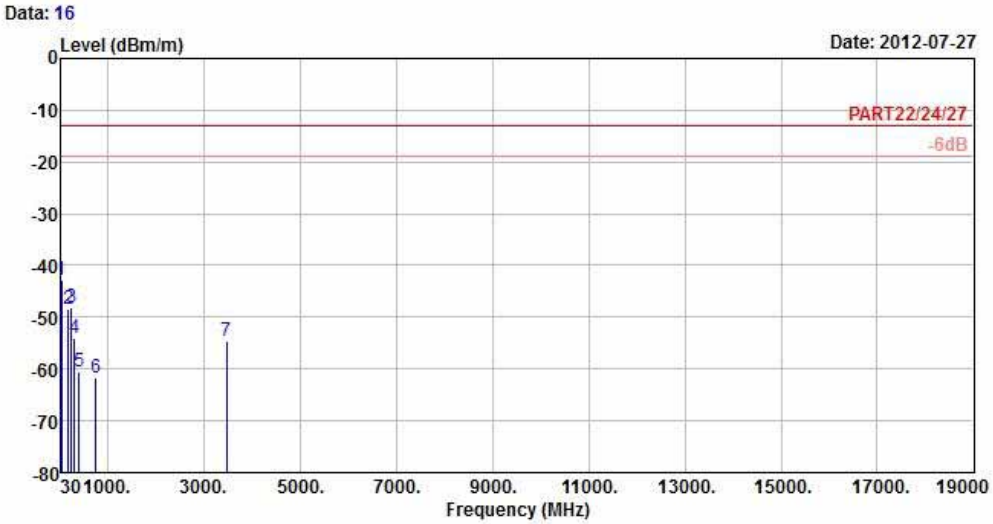

Site : 966 Chamber 5
Condition : PART22/24/27 3m EIRP_RSE_1G~19G_3 VERTICAL
Brand/Model: PM36100
Remark : LTE Band 4_5M_(QPSK25,0)
Tested by : Kay Wu
Temprature : 25℃
Humidity : 65%
Plane : X

	Freq	Level	Read Level	Limit Line	Over Limit	Factor	Remark
	MHz	dBm/m	dBm	dBm/m	dB	dB/m	
1 pp	42.42	-42.89	-41.56	-13.00	-29.89	-1.33	Peak
2	171.75	-48.30	-41.57	-13.00	-35.30	-6.73	Peak
3	238.98	-48.22	-42.02	-13.00	-35.22	-6.20	Peak
4	301.40	-54.04	-47.67	-13.00	-41.04	-6.37	Peak
5	396.60	-60.52	-54.86	-13.00	-47.52	-5.66	Peak
6	743.10	-61.74	-63.48	-13.00	-48.74	1.74	Peak
7	3465.00	-54.52	-46.89	-13.00	-41.52	-7.63	Peak

CHANNEL BANDWIDTH: 5MHz / 16QAM

Bureau Veritas Consumer Products Services Ltd.,Taoyuan Branch

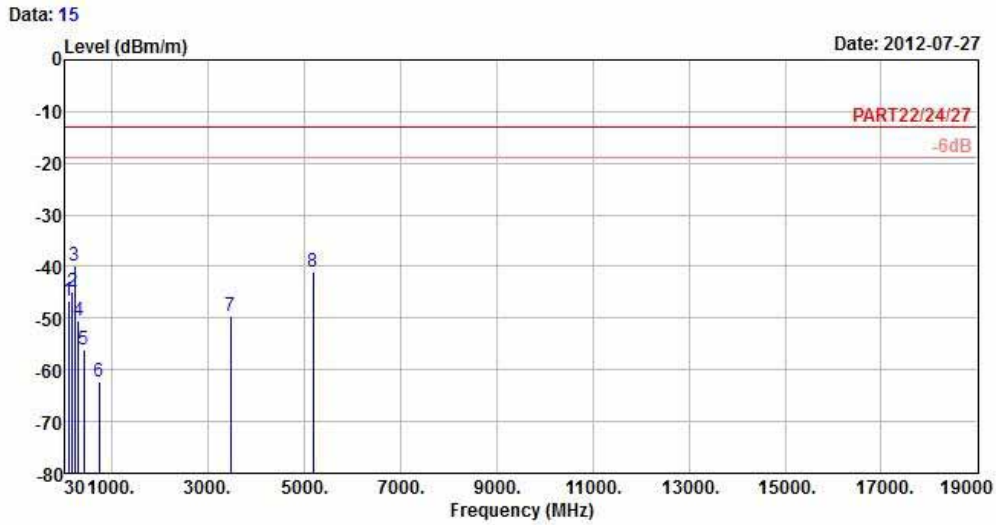

Site : 966 Chamber 5
Condition : PART22/24/27 3m EIRP_RSE_1G~19G_3 HORIZONTAL
Brand/Model: PM36100
Remark : LTE Band 4_5M_(16QAM 1,0)
Tested by : Kay Wu
Temprature : 25℃
Humidity : 65%
Plane : X

	Freq	Level	Read Level	Limit Line	Over Limit	Factor	Remark
	MHz	dBm/m	dBm	dBm/m	dB	dB/m	
1	98.04	-46.68	-36.24	-13.00	-33.68	-10.44	Peak
2	172.29	-44.81	-38.06	-13.00	-31.81	-6.75	Peak
3 pp	228.99	-39.83	-33.19	-13.00	-26.83	-6.64	Peak
4	307.00	-50.56	-44.24	-13.00	-37.56	-6.32	Peak
5	414.10	-56.02	-50.75	-13.00	-43.02	-5.27	Peak
6	729.10	-62.22	-63.87	-13.00	-49.22	1.65	Peak
7	3460.60	-49.60	-41.97	-13.00	-36.60	-7.63	Peak
8	5190.90	-41.07	-39.99	-13.00	-28.07	-1.08	Peak

Bureau Veritas Consumer Products Services Ltd.,Taoyuan Branch

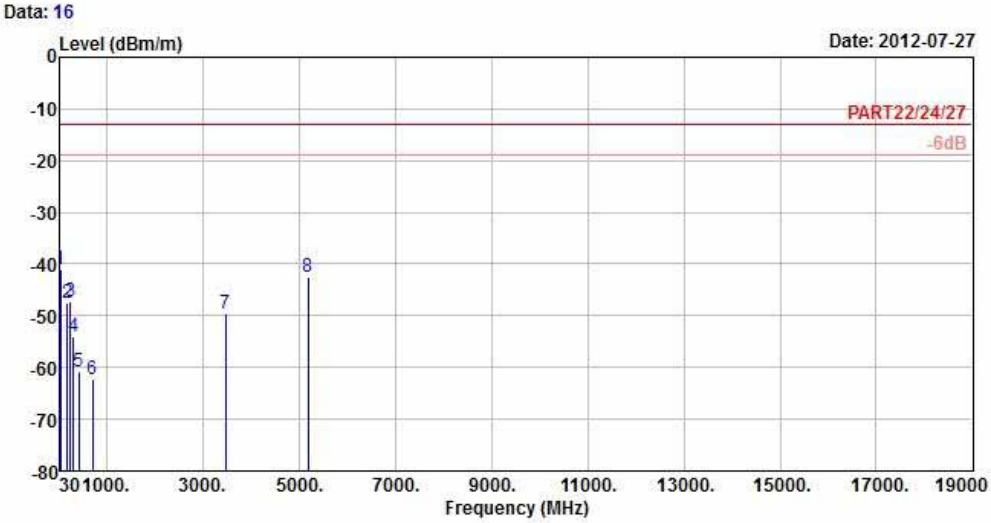

Site : 966 Chamber 5
Condition : PART22/24/27 3m EIRP_RSE_1G~19G_3 VERTICAL
Brand/Model: PM36100
Remark : LTE Band 4_5M_(16QAM 1,0)
Tested by : Kay Wu
Temprature : 25℃
Humidity : 65%
Plane : X

	Freq	Level	Read Level	Limit Line	Over Limit	Factor	Remark
	MHz	dBm/m	dBm	dBm/m	dB	dB/m	
1 pp	30.00	-40.96	-42.03	-13.00	-27.96	1.07	Peak
2	171.21	-47.51	-40.78	-13.00	-34.51	-6.73	Peak
3	237.63	-47.38	-41.13	-13.00	-34.38	-6.25	Peak
4	300.00	-53.90	-47.52	-13.00	-40.90	-6.38	Peak
5	409.20	-60.71	-55.32	-13.00	-47.71	-5.39	Peak
6	696.20	-62.19	-63.57	-13.00	-49.19	1.38	Peak
7	3460.60	-49.60	-41.97	-13.00	-36.60	-7.63	Peak
8	5190.90	-42.57	-41.49	-13.00	-29.57	-1.08	Peak

Bureau Veritas Consumer Products Services Ltd.,Taoyuan Branch

Data: 15

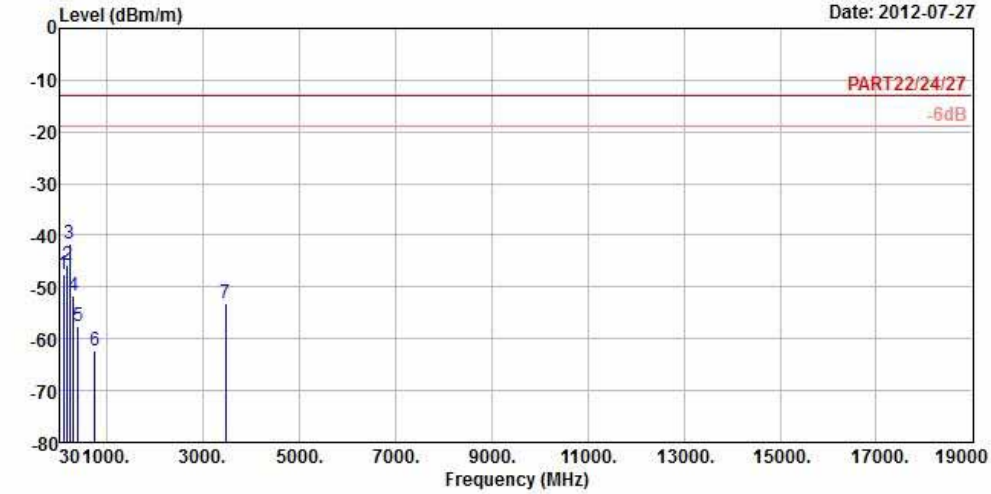

Site : 966 Chamber 5
Condition : PART22/24/27 3m EIRP_RSE_1G~19G_3 HORIZONTAL
Brand/Model: PM36100
Remark : LTE Band 4_5M_(16QAM 25,0)
Tested by : Kay Wu
Temprature : 25℃
Humidity : 65%
Plane : X

	Freq	Level	Read Level	Limit Line	Over Limit	Factor	Remark
	MHz	dBm/m	dBm	dBm/m	dB	dB/m	
1	98.04	-47.55	-37.11	-13.00	-34.55	-10.44	Peak
2	172.29	-45.63	-38.88	-13.00	-32.63	-6.75	Peak
3 pp	230.88	-41.55	-35.00	-13.00	-28.55	-6.55	Peak
4	311.90	-51.70	-45.41	-13.00	-38.70	-6.29	Peak
5	393.80	-57.53	-51.85	-13.00	-44.53	-5.68	Peak
6	752.90	-62.21	-64.02	-13.00	-49.21	1.81	Peak
7	3465.00	-53.13	-45.50	-13.00	-40.13	-7.63	Peak

Bureau Veritas Consumer Products Services Ltd.,Taoyuan Branch

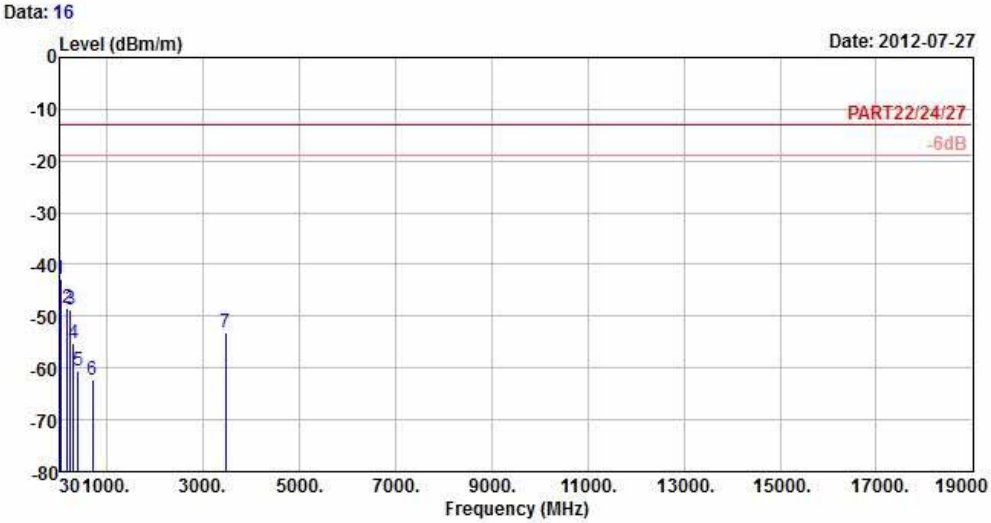

Site : 966 Chamber 5
Condition : PART22/24/27 3m EIRP_RSE_1G~19G_3 VERTICAL
Brand/Model: PM36100
Remark : LTE Band 4_5M_(16QAM 25,0)
Tested by : Kay Wu
Temprature : 25℃
Humidity : 65%
Plane : X

	Freq	Level	Read Level	Limit Line	Over Limit	Factor	Remark
	MHz	dBm/m	dBm	dBm/m	dB	dB/m	
1 pp	42.69	-42.79	-41.46	-13.00	-29.79	-1.33	Peak
2	172.02	-48.43	-41.70	-13.00	-35.43	-6.73	Peak
3	233.85	-48.75	-42.33	-13.00	-35.75	-6.42	Peak
4	300.00	-55.15	-48.77	-13.00	-42.15	-6.38	Peak
5	393.80	-60.51	-54.83	-13.00	-47.51	-5.68	Peak
6	703.20	-62.16	-63.63	-13.00	-49.16	1.47	Peak
7	3465.00	-53.02	-45.39	-13.00	-40.02	-7.63	Peak

CHANNEL BANDWIDTH: 10MHz / QPSK

Bureau Veritas Consumer Products Services Ltd.,Taoyuan Branch

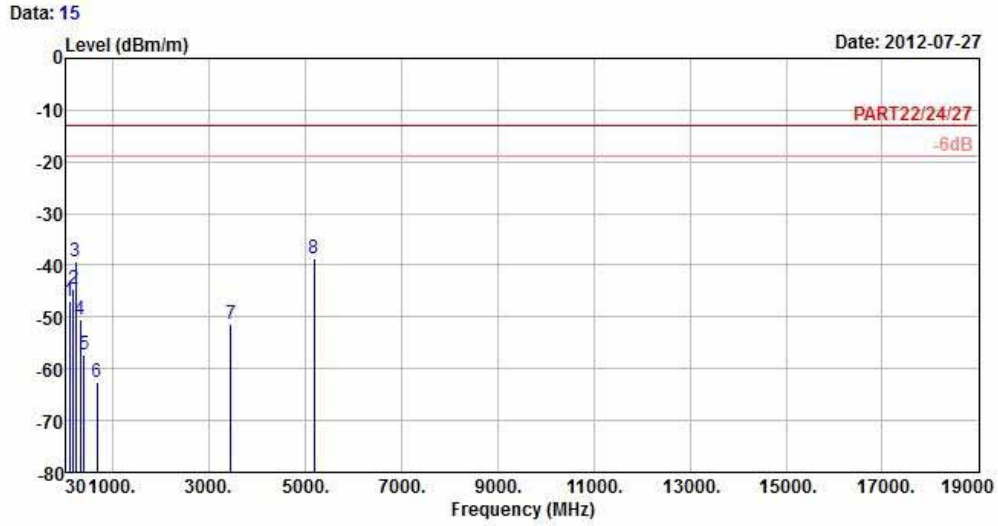

Site : 966 Chamber 5
Condition : PART22/24/27 3m EIRP_RSE_1G~19G_3 HORIZONTAL
Brand/Model: PM36100
Remark : LTE Band 4_10M_(QPSK1,0)
Tested by : Kay Wu
Temprature : 25℃
Humidity : 65%
Plane : X

	Freq	Level	Read Level	Limit Line	Over Limit	Factor	Remark
	MHz	dBm/m	dBm	dBm/m	dB	dB/m	
1	98.31	-46.88	-36.44	-13.00	-33.88	-10.44	Peak
2	172.29	-44.54	-37.79	-13.00	-31.54	-6.75	Peak
3	230.34	-39.35	-32.80	-13.00	-26.35	-6.55	Peak
4	314.70	-50.52	-44.25	-13.00	-37.52	-6.27	Peak
5	406.40	-57.32	-51.85	-13.00	-44.32	-5.47	Peak
6	675.20	-62.71	-63.71	-13.00	-49.71	1.00	Peak
7	3456.20	-51.39	-43.73	-13.00	-38.39	-7.66	Peak
8 pp	5184.30	-38.73	-37.59	-13.00	-25.73	-1.14	Peak

Bureau Veritas Consumer Products Services Ltd.,Taoyuan Branch

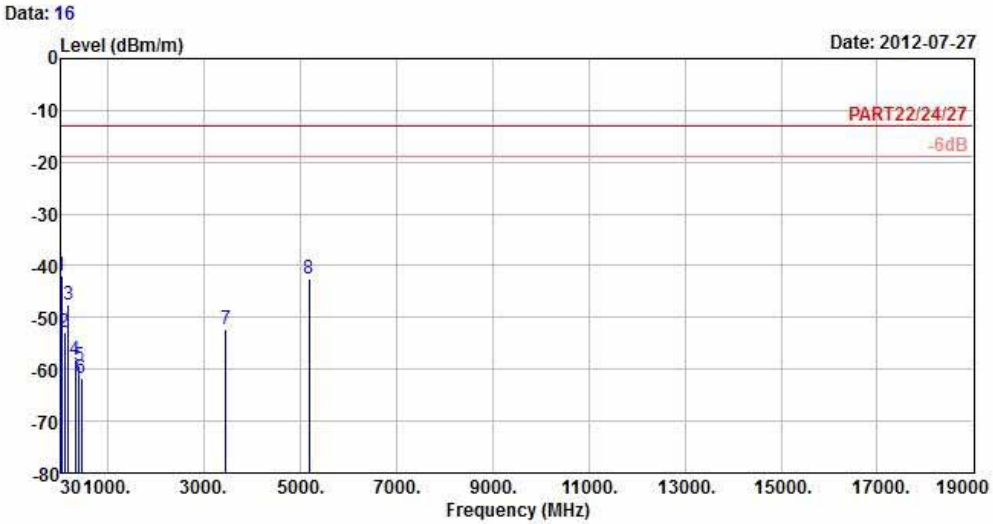

Site : 966 Chamber 5
Condition : PART22/24/27 3m EIRP_RSE_1G~19G_3 VERTICAL
Brand/Model: PM36100
Remark : LTE Band 4_10M_(QPSK1,0)
Tested by : Kay Wu
Temprature : 25℃
Humidity : 65%
Plane : X

	Freq	Level	Read Level	Limit Line	Over Limit	Factor	Remark
	MHz	dBm/m	dBm	dBm/m	dB	dB/m	
1 pp	41.88	-41.90	-40.51	-13.00	-28.90	-1.39	Peak
2	96.96	-52.98	-42.53	-13.00	-39.98	-10.45	Peak
3	172.02	-47.46	-40.73	-13.00	-34.46	-6.73	Peak
4	314.70	-58.07	-51.80	-13.00	-45.07	-6.27	Peak
5	394.50	-59.43	-53.75	-13.00	-46.43	-5.68	Peak
6	451.20	-61.68	-57.34	-13.00	-48.68	-4.34	Peak
7	3456.20	-52.37	-44.71	-13.00	-39.37	-7.66	Peak
8	5184.30	-42.61	-41.47	-13.00	-29.61	-1.14	Peak

Bureau Veritas Consumer Products Services Ltd.,Taoyuan Branch

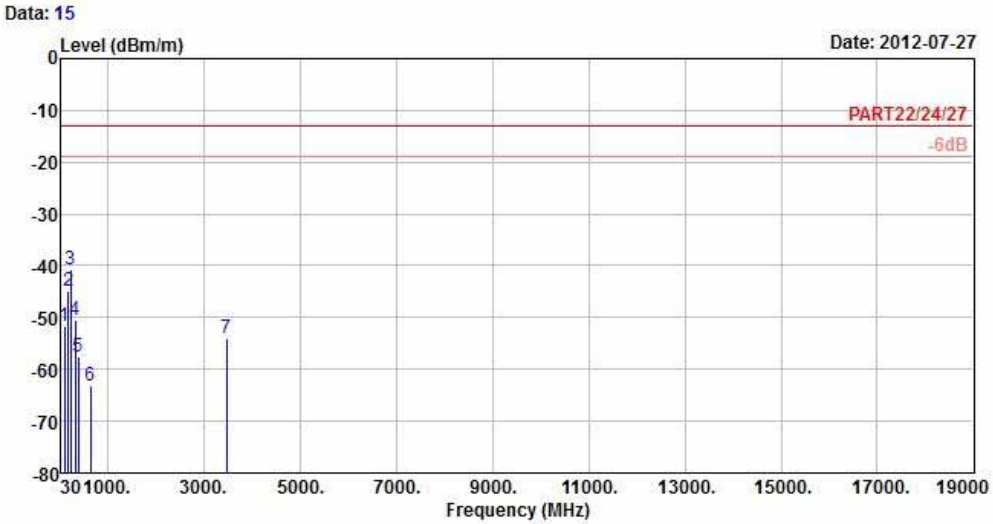

Site : 966 Chamber 5
Condition : PART22/24/27 3m EIRP_RSE_1G~19G_3 HORIZONTAL
Brand/Model: PM36100
Remark : LTE Band 4_10M_(QPSK50,0)
Tested by : Kay Wu
Temprature : 25℃
Humidity : 65%
Plane : X

	Freq	Level	Read Level	Limit Line	Over Limit	Factor	Remark
	MHz	dBm/m	dBm	dBm/m	dB	dB/m	
1	98.31	-51.80	-41.36	-13.00	-38.80	-10.44	Peak
2	172.56	-44.79	-38.04	-13.00	-31.79	-6.75	Peak
3 pp	233.31	-40.63	-34.21	-13.00	-27.63	-6.42	Peak
4	314.00	-50.53	-44.26	-13.00	-37.53	-6.27	Peak
5	392.40	-57.52	-51.83	-13.00	-44.52	-5.69	Peak
6	636.70	-63.15	-63.45	-13.00	-50.15	0.30	Peak
7	3465.00	-54.02	-46.39	-13.00	-41.02	-7.63	Peak

Bureau Veritas Consumer Products Services Ltd.,Taoyuan Branch

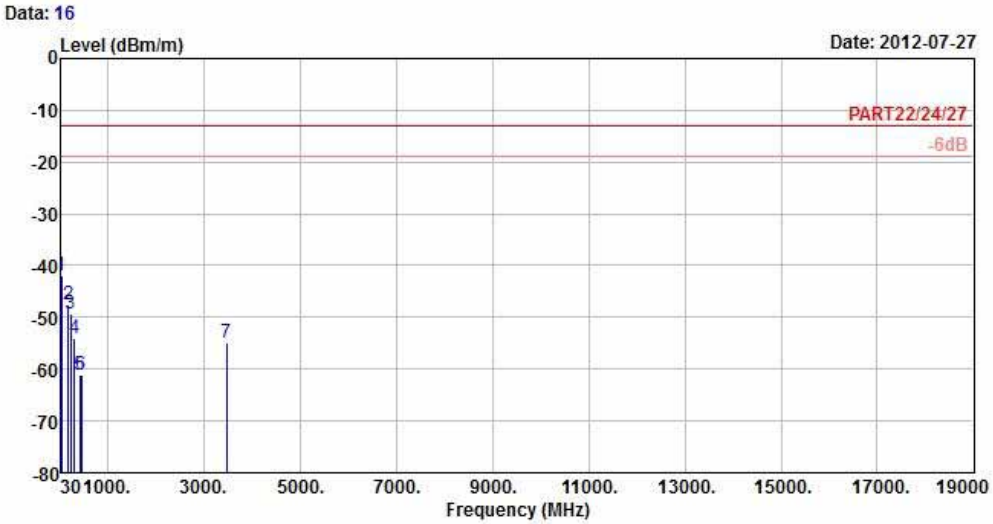

Site : 966 Chamber 5
Condition : PART22/24/27 3m EIRP_RSE_1G~19G_3 VERTICAL
Brand/Model: PM36100
Remark : LTE Band 4_10M_(QPSK50,0)
Tested by : Kay Wu
Temprature : 25℃
Humidity : 65%
Plane : X

	Freq	Level	Read Level	Limit Line	Over Limit	Factor	Remark
	MHz	dBm/m	dBm	dBm/m	dB	dB/m	
1 pp	42.15	-41.89	-40.56	-13.00	-28.89	-1.33	Peak
2	170.94	-47.51	-40.79	-13.00	-34.51	-6.72	Peak
3	217.92	-49.42	-42.30	-13.00	-36.42	-7.12	Peak
4	300.00	-54.09	-47.71	-13.00	-41.09	-6.38	Peak
5	412.70	-61.05	-55.75	-13.00	-48.05	-5.30	Peak
6	448.40	-61.10	-56.69	-13.00	-48.10	-4.41	Peak
7	3465.00	-55.00	-47.37	-13.00	-42.00	-7.63	Peak

CHANNEL BANDWIDTH: 10MHz / 16QAM

Bureau Veritas Consumer Products Services Ltd.,Taoyuan Branch

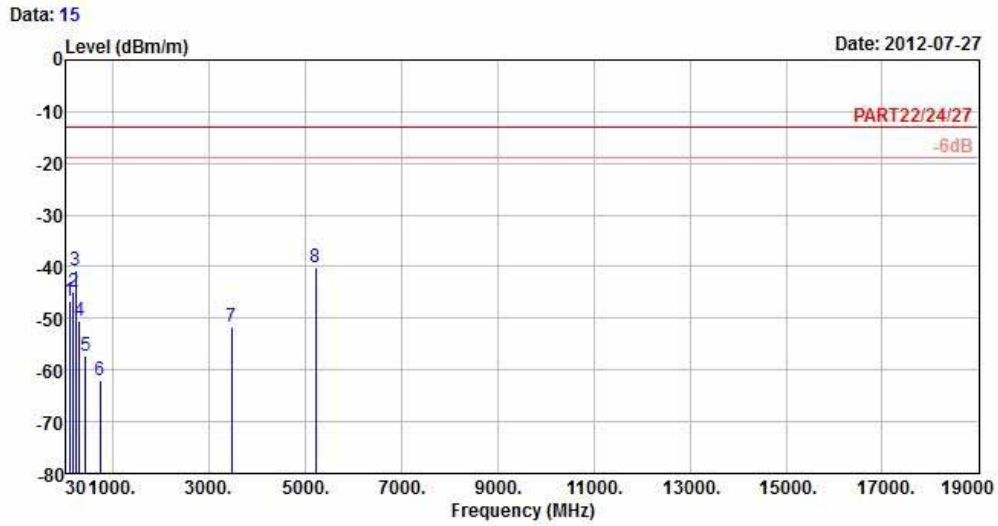

Site : 966 Chamber 5
Condition : PART22/24/27 3m EIRP_RSE_1G~19G_3 HORIZONTAL
Brand/Model: PM36100
Remark : LTE Band 4_10M_(16QAM1,49)
Tested by : Kay Wu
Temprature : 25℃
Humidity : 65%
Plane : X

	Freq	Level	Read Level	Limit Line	Over Limit	Factor	Remark
	MHz	dBm/m	dBm	dBm/m	dB	dB/m	
1	98.31	-46.75	-36.31	-13.00	-33.75	-10.44	Peak
2	172.29	-44.91	-38.16	-13.00	-31.91	-6.75	Peak
3	225.48	-40.59	-33.82	-13.00	-27.59	-6.77	Peak
4	311.90	-50.49	-44.20	-13.00	-37.49	-6.29	Peak
5	424.60	-57.22	-52.22	-13.00	-44.22	-5.00	Peak
6	731.90	-62.12	-63.79	-13.00	-49.12	1.67	Peak
7	3473.80	-51.66	-44.03	-13.00	-38.66	-7.63	Peak
8 pp	5210.70	-40.05	-38.99	-13.00	-27.05	-1.06	Peak

Bureau Veritas Consumer Products Services Ltd.,Taoyuan Branch

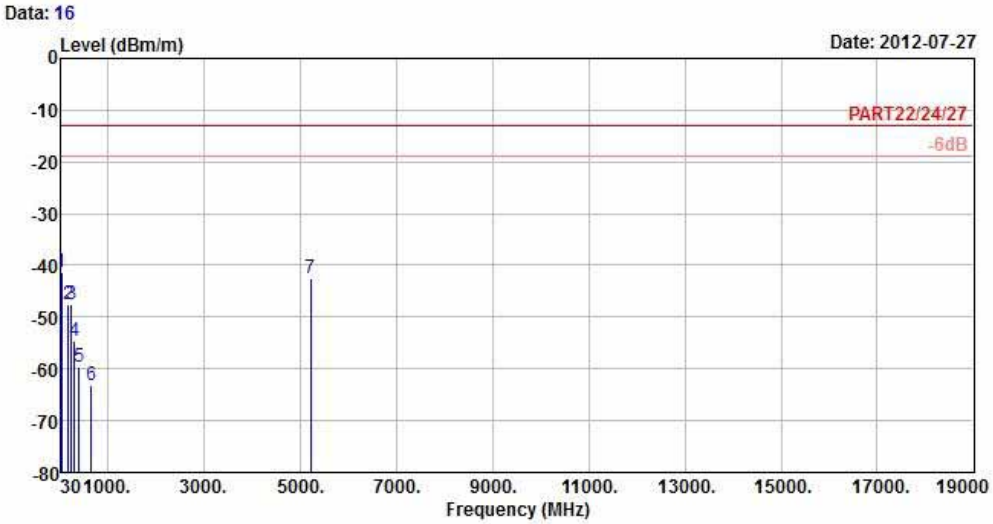

Site : 966 Chamber 5
Condition : PART22/24/27 3m EIRP_RSE_1G~19G_3 VERTICAL
Brand/Model: PM36100
Remark : LTE Band 4_10M_(16QAM1,49)
Tested by : Kay Wu
Temprature : 25℃
Humidity : 65%
Plane : X

	Freq	Level	Read Level	Limit Line	Over Limit	Factor	Remark
	MHz	dBm/m	dBm	dBm/m	dB	dB/m	
1 pp	42.69	-41.43	-40.10	-13.00	-28.43	-1.33	Peak
2	172.83	-47.58	-40.83	-13.00	-34.58	-6.75	Peak
3	237.90	-47.64	-41.39	-13.00	-34.64	-6.25	Peak
4	300.00	-54.70	-48.32	-13.00	-41.70	-6.38	Peak
5	404.30	-59.53	-54.01	-13.00	-46.53	-5.52	Peak
6	661.90	-63.20	-63.95	-13.00	-50.20	0.75	Peak
7	5210.70	-42.60	-41.54	-13.00	-29.60	-1.06	Peak

Bureau Veritas Consumer Products Services Ltd.,Taoyuan Branch

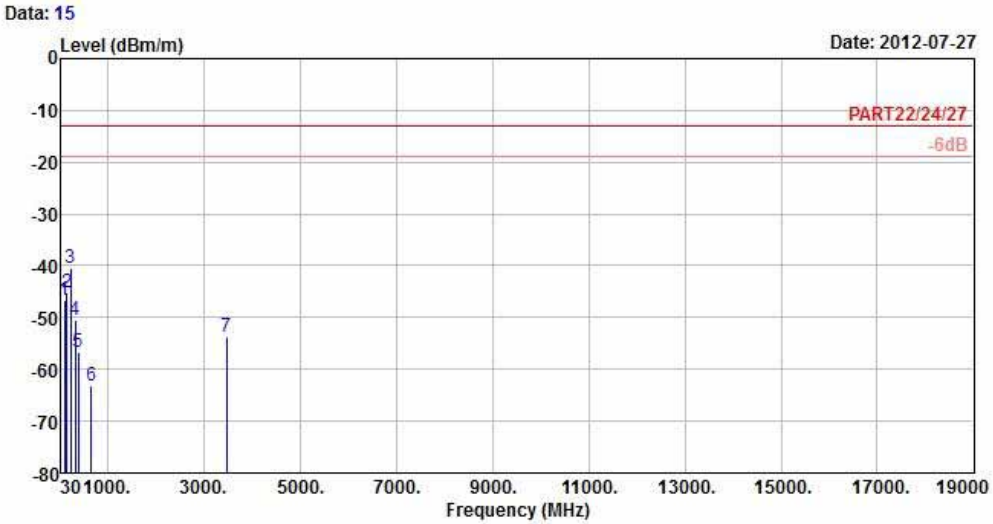

Site : 966 Chamber 5
Condition : PART22/24/27 3m EIRP_RSE_1G~19G_3 HORIZONTAL
Brand/Model: PM36100
Remark : LTE Band 4_10M_(16QAM50,0)
Tested by : Kay Wu
Temprature : 25℃
Humidity : 65%
Plane : X

	Freq	Level	Read Level	Limit Line	Over Limit	Factor	Remark
	MHz	dBm/m	dBm	dBm/m	dB	dB/m	
1	98.04	-46.76	-36.32	-13.00	-33.76	-10.44	Peak
2	145.02	-45.24	-39.19	-13.00	-32.24	-6.05	Peak
3 pp	231.69	-40.41	-33.90	-13.00	-27.41	-6.51	Peak
4	313.30	-50.47	-44.19	-13.00	-37.47	-6.28	Peak
5	392.40	-56.80	-51.11	-13.00	-43.80	-5.69	Peak
6	660.50	-63.25	-63.98	-13.00	-50.25	0.73	Peak
7	3465.00	-53.66	-46.03	-13.00	-40.66	-7.63	Peak

Bureau Veritas Consumer Products Services Ltd.,Taoyuan Branch

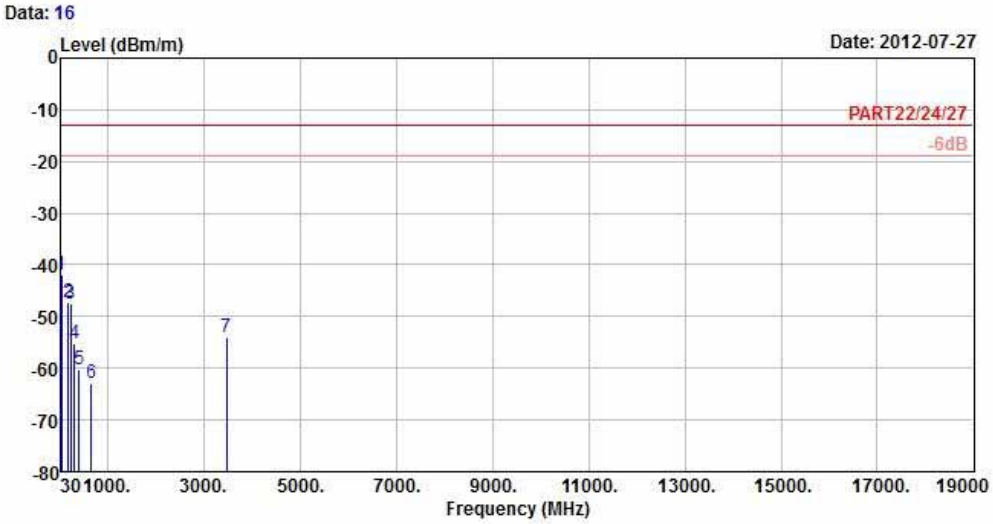

Site : 966 Chamber 5
Condition : PART22/24/27 3m EIRP_RSE_1G~19G_3 VERTICAL
Brand/Model: PM36100
Remark : LTE Band 4_10M_(16QAM50,0)
Tested by : Kay Wu
Temprature : 25℃
Humidity : 65%
Plane : X

	Freq	Level	Read Level	Limit Line	Over Limit	Factor	Remark
	MHz	dBm/m	dBm	dBm/m	dB	dB/m	
1 pp	41.88	-41.88	-40.49	-13.00	-28.88	-1.39	Peak
2	171.48	-47.16	-40.43	-13.00	-34.16	-6.73	Peak
3	232.77	-47.57	-41.10	-13.00	-34.57	-6.47	Peak
4	302.10	-55.18	-48.82	-13.00	-42.18	-6.36	Peak
5	405.00	-60.23	-54.74	-13.00	-47.23	-5.49	Peak
6	658.40	-62.96	-63.66	-13.00	-49.96	0.70	Peak
7	3465.00	-53.88	-46.25	-13.00	-40.88	-7.63	Peak

5 INFORMATION ON THE TESTING LABORATORIES

We, Bureau Veritas Consumer Products Services (H.K.) Ltd., Taoyuan Branch, were founded in 1988 to provide our best service in EMC, Radio, Telecom and Safety consultation. Our laboratories are accredited and approved according to ISO/IEC 17025.

If you have any comments, please feel free to contact us at the following:

Linko EMC/RF Lab:
Tel: 886-2-26052180
Fax: 886-2-26051924

Hsin Chu EMC/RF Lab:
Tel: 886-3-5935343
Fax: 886-3-5935342

Hwa Ya EMC/RF/Safety/Telecom Lab:
Tel: 886-3-3183232
Fax: 886-3-3270892

Email: service.adt@tw.bureauveritas.com
Web Site: www.adt.com.tw

The address and road map of all our labs can be found in our web site also.

6 APPENDIX A – MODIFICATIONS RECORDERS FOR ENGINEERING CHANGES TO THE EUT BY THE LAB

No modifications were made to the EUT by the lab during the test.

---END---