FCC Test Report

Equipment	:	DVR
Brand Name	:	AT&T DIRECTV
Model No.	:	HR54-700
FCC ID	:	NQ8HR54
Standard	:	47 CFR FCC Part 15.407
Operating Band	:	5150 MHz – 5250 MHz 5250 MHz – 5350 MHz 5470 MHz – 5725 MHz 5725 MHz – 5850 MHz
Applicant	:	ARRIS Global Limited Victoria Road, Saltaire Shipley, West Yorkshire United Kingdom BD18 3LF
Manufacturer	:	ARRIS Global Limited Victoria Road, Saltaire Shipley, West Yorkshire United Kingdom BD18 3LF
Function	:	☐ Outdoor; ☒ Indoor; ☐ Fixed P2P ☒ Client
TPC Function	:	☒ With TPC ☐ Without TPC

The product sample received on Oct. 17, 2017 and completely tested on Mar. 20, 2018. We, SPORTON, would like to declare that the tested sample has been evaluated in accordance with the procedures given in ANSI C63.10-2013 and shown compliance with the applicable technical standards.

The test results in this report apply exclusively to the tested model / sample. Without written approval of SPORTON INTERNATIONAL INC., the test report shall not be reproduced except in full.

Cliff Chang
SPORTON INTERNATIONAL INC.

Testing Laboratory
1190

Table of Contents

1 GENERAL DESCRIPTION 5

1.1 Information 5
1.2 Testing Applied Standards 9
1.3 Testing Location Information 9
1.4 Measurement Uncertainty 9

2 TEST CONFIGURATION OF EUT 10

2.1 Test Channel Mode 10
2.2 The Worst Case Measurement Configuration 11
2.3 EUT Operation during Test 12
2.4 Accessories 12
2.5 Support Equipment 12
2.6 Test Setup Diagram 13

3 TRANSMITTER TEST RESULT 15

3.1 AC Power-line Conducted Emissions 15
3.2 Emission Bandwidth 17
3.3 Maximum Conducted Output Power 18
3.4 Peak Power Spectral Density 20
3.5 Unwanted Emissions 23
3.6 Frequency Stability 27

4 TEST EQUIPMENT AND CALIBRATION DATA 28

APPENDIX A. TEST RESULTS OF AC POWER-LINE CONDUCTED EMISSIONS

APPENDIX B. TEST RESULTS OF EMISSION BANDWIDTH

APPENDIX C. TEST RESULTS OF MAXIMUM CONDUCTED OUTPUT POWER

APPENDIX D. TEST RESULTS OF PEAK POWER SPECTRAL DENSITY

APPENDIX E. TEST RESULTS OF UNWANTED EMISSIONS

APPENDIX F. TEST RESULTS OF FREQUENCY STABILITY

APPENDIX G. TEST PHOTOS

PHOTOGRAPHS OF EUT V01

Summary of Test Result

Conformance Test Specifications			
Report Clause	**Ref. Std. Clause**	**Description**	**Result**
1.1.2	15.203	Antenna Requirement	Complied
3.1	15.207	AC Power-line Conducted Emissions	Complied
3.2	15.407(a)	Emission Bandwidth	Complied
3.3	15.407(a)	Maximum Conducted Output Power	Complied
3.4	15.407(a)	Peak Power Spectral Density	Complied
3.5	15.407(b)	Unwanted Emissions	Complied
3.6	15.407(g)	Frequency Stability	Complied

Revision History

Report No.	Version	Description	Issued Date
FR7O1724AB	Rev. 01	Initial issue of report	Jan. 18, 2018
FR7O1724AB	Rev. 02	Updated RSE results without serial port cable	Mar. 23, 2018
FR7O1724AB	Rev. 03	Update the company name and address of the applicant and Manufacturer	Mar. 24, 2018
FR7O1724AB	Rev. 04	Update the company name and address of the applicant and Manufacturer	Jun. 15, 2018

1 General Description

1.1 Information

1.1.1 RF General Information

Frequency Range (MHz)	IEEE Std. 802.11	Ch. Frequency (MHz)	Channel Number
5150-5250	a, n (HT20)	5180-5240	36-48 [4]
5250-5350		5260-5320	52-64 [4]
5470-5725		5500-5700	100-140 [8]
5725-5850		5745-5825	149-165 [5]
5150-5250	n (HT40)	5190-5230	38-46 [2]
5250-5350		5270-5310	54-62 [2]
5470-5725		5510-5670	102-134 [3]
5725-5850		5755-5795	151-159 [2]

Band	Mode	BWch (MHz)	Nant
5.15-5.25GHz	802.11a	20	1TX(Port 2)
5.15-5.25GHz	802.11n HT20	20	2TX
5.15-5.25GHz	802.11n HT40	40	2TX
5.25-5.35GHz	802.11a	20	1TX(Port 2)
5.25-5.35GHz	802.11n HT20	20	2TX
5.25-5.35GHz	802.11n HT40	40	2TX
5.47-5.725GHz	802.11a	20	1TX(Port 2)
5.47-5.725GHz	802.11n HT20	20	2TX
5.47-5.725GHz	802.11n HT40	40	2TX
5.725-5.85GHz	802.11a	20	1TX(Port 2)
5.725-5.85GHz	802.11n HT20	20	2TX
5.725-5.85GHz	802.11n HT40	40	2TX

Note:
- 11a, HT20 and HT40 use a combination of OFDM-BPSK, QPSK, 16QAM, 64QAM modulation.
- VHT20, VHT40, VHT80 use a combination of OFDM-BPSK, QPSK, 16QAM, 64QAM, 256QAM modulation.
- BWch is the nominal channel bandwidth.
- Nss-Min is the minimum number of spatial streams.
- Nant is the number of outputs. e.g., 2(2,3) means have 2 outputs for port 2 and port 3. 2 means have 2 outputs for port 1 and port 2.

1.1.2 Antenna Information

Ant.	Brand	Part Number	Antenna Type	Connector
1	Airgain	N2425ARHRA-245	PIFA Antenna	I-PEX
2	Airgain	N2425ARHRD-205	PIFA Antenna	I-PEX
3	-	-	Printed Antenna	-
4	-	-	Printed Antenna	-

Frequency (MHz)	Ant. 1 Gain (dBi)	Ant. 2 Gain (dBi)	Composite Gain (dBi)
2400	3.0	3.4	5.2
2410	2.9	3.4	
2420	2.7	3.4	
2430	2.5	3.4	
2440	2.7	3.3	
2450	2.8	3.4	
2460	2.9	3.5	
2470	3.1	3.5	
2480	3.4	3.6	
2490	3.5	3.6	
5150	4.3	4.0	5.7
5200	3.7	4.2	
5300	5.0	3.6	5.4
5400	5.9	4.7	
5500	5.9	4.0	5.2
5600	5.2	4.0	
5700	4.4	3.1	
5800	3.9	3.9	6.2
5850	4.2	4.2	

Frequency (MHz)	Ant. 3 Gain (dBi)	Ant. 4 Gain (dBi)
2400	3.84	3.62
2412	3.86	3.68
2424	3.86	3.65
2436	3.88	3.74
2448	3.94	3.92
2450	3.93	3.95
2460	3.79	3.84
2472	3.75	3.71
2484	3.61	3.74
2496	3.52	3.76
2500	3.50	3.77

Note: Ant. 1 ~ Ant. 2 connect to port 1 ~ port 2 for 2.4GHz and 5GHz

Ant. 3 connects to port 2 and Ant. 4 connects to port 1 for RF4CE

<For 2.4GHz function>

For IEEE 802.11b/g mode <1TX/1RX>:

The EUT supports the antenna with TX and RX diversity functions.

Both port 1 and port 2 support transmit and receive functions, but only one of them will be used at one time.

The port 2 generated the worst case, so it was selected to test and record in the report.

For IEEE 802.11n mode <2TX/2RX>:

port 1 and port 2 will transmit/receive the same signal simultaneously.

port 1 and port 2 can be used as transmitting/receiving antennas.

<For 5GHz function>

For IEEE 802.11a mode <1TX/1RX>:

The EUT supports the antenna with TX and RX diversity functions.

Both port 1 and port 2 support transmit and receive functions, but only one of them will be used at one time.

The port 2 generated the worst case, so it was selected to test and record in the report.

For IEEE 802.11an mode <2TX/2RX>:

port 1 and port 2 will transmit/receive the same signal simultaneously.

port 1 and port 2 can be used as transmitting/receiving antennas.

<For RF4CE funciton>

For RF4CE mode <1TX/1RX>:

The EUT supports the antenna with TX and RX diversity functions.

Both port 1 and port 2 support transmit and receive functions, but only one of them will be used at one time.

The port 1 generated the worst case, so it was selected to test and record in the report.

1.1.3 Mode Test Duty Cycle

Mode	DC	DCF(dB)	T(s)	VBW(Hz) ≥ 1/T
802.11a	0.998	0.009	n/a (DC>=0.98)	n/a (DC>=0.98)
802.11n HT20	0.988	0.052	n/a (DC>=0.98)	n/a (DC>=0.98)
802.11n HT40	0.964	0.159	12.508m	100

1.1.4 EUT Operational Condition

EUT Power Type	From Power Adapter			
Beamforming Function	☐	With beamforming	☒	Without beamforming
Weather Band	☐	With 5600~5650MHz	☒	Without 5600~5650MHz
Test Software Version	Tera Term Version:4.75			

1.2 Testing Applied Standards

According to the specifications of the manufacturer, the EUT must comply with the requirements of the following standards:

- 47 CFR FCC Part 15
- ANSI C63.10-2013
- FCC KDB 789033 D02 v02r01
- FCC KDB 662911 D01 v02r01

1.3 Testing Location Information

Testing Location							
☐	HWA YA	ADD	:	No. 52, Hwa Ya 1st Rd., Kwei-Shan Hsiang, Tao Yuan Hsien, Taiwan, R.O.C.			
		TEL	:	886-3-327-3456	FAX	:	886-3-318-0055
☒	JHUBEI	ADD	:	No.8, Lane 724, Bo-ai St., Jhubei City, HsinChu County 302, Taiwan, R.O.C.			
		TEL	:	886-3-656-9065	FAX	:	886-3-656-9085

Test Condition	Test Site No.	Test Engineer	Test Environment	Test Date
RF Conducted	TH01-CB	Ron Huang & Serway Li	20°C / 55%	Oct. 30, 2017
Radiated below 1GHz	03CH01-CB	Gino Huang & Zero Chen & Mason Chen	22°C / 54%	Mar. 20, 2018
Radiated above 1GHz	03CH01-CB	Gino Huang & Zero Chen & Mason Chen	22°C / 54%	Oct. 18, 2017 ~ Nov. 02, 2017
AC Conduction	CO01-CB	Tony Chang	24°C / 58%	Nov. 02, 2017

Test site Designation No. TW0006 with FCC
Test site registered number IC 4086D with Industry Canada.

1.4 Measurement Uncertainty

ISO/IEC 17025 requires that an estimate of the measurement uncertainties associated with the emissions test results be included in the report. The measurement uncertainties given below are based on a 95% confidence level (based on a coverage factor (k=2)

Test Items	Uncertainty	Remark
Conducted Emission (150kHz ~ 30MHz)	3.2 dB	Confidence levels of 95%
Radiated Emission (30MHz ~ 1,000MHz)	3.6 dB	Confidence levels of 95%
Radiated Emission (1GHz ~ 18GHz)	3.7 dB	Confidence levels of 95%
Radiated Emission (18GHz ~ 40GHz)	3.5 dB	Confidence levels of 95%
Conducted Emission	1.7 dB	Confidence levels of 95%
Output Power Measurement	1.33 dB	Confidence levels of 95%
Power Density Measurement	1.27 dB	Confidence levels of 95%
Bandwidth Measurement	9.74×10^{-8}	Confidence levels of 95%
Frequency Stability	6.06×10^{-8}	Confidence levels of 95%

2 Test Configuration of EUT

2.1 Test Channel Mode

Mode	Power Setting
802.11a_Nss1,(6Mbps)_1TX	-
5180MHz	90
5200MHz	90
5240MHz	90
5260MHz	96
5300MHz	96
5320MHz	96
5500MHz	94
5580MHz	95
5700MHz	92
5745MHz	98
5785MHz	98
5825MHz	98
802.11n HT20_Nss1,(MCS0)_2TX	-
5180MHz	83
5200MHz	80
5240MHz	80
5260MHz	79
5300MHz	79
5320MHz	79
5500MHz	75
5580MHz	76
5700MHz	79
5745MHz	90
5785MHz	89
5825MHz	89
802.11n HT40_Nss1,(MCS0)_2TX	-
5190MHz	65
5230MHz	81
5270MHz	80
5310MHz	76
5510MHz	75
5550MHz	77
5670MHz	83
5755MHz	89
5795MHz	89

2.2 The Worst Case Measurement Configuration

The Worst Case Mode for Following Conformance Tests	
Tests Item	AC power-line conducted emissions
Condition	AC power-line conducted measurement for line and neutral
Operating Mode	CTX
1	CTX - 5GHz (802.11a CH149, power level: 98)

The Worst Case Mode for Following Conformance Tests	
Tests Item	Emission Bandwidth Maximum Conducted Output Power Peak Power Spectral Density Frequency Stability
Test Condition	Conducted measurement at transmit chains

The Worst Case Mode for Following Conformance Tests	
Tests Item	Unwanted Emissions
Test Condition	Radiated measurement If EUT consist of multiple antenna assembly (multiple antenna are used in EUT regardless of spatial multiplexing MIMO configuration), the radiated test should be performed with highest antenna gain of each antenna type.
Operating Mode < 1GHz	CTX
1	CTX - 5GHz (802.11a CH149, power level: 98)
Operating Mode > 1GHz	CTX

The Worst Case Mode for Following Conformance Tests	
Tests Item	Simultaneous Transmission Analysis - Co-location RF Exposure Evaluation
Operating Mode	
1	WLAN 2.4GHz + RF4CE
2	WLAN 5GHz + RF4CE
Refer to Sporton Test Report No.: FA7O1724 for Co-location RF Exposure Evaluation.	

Note1: The EUT can only use Z axis position.
Note2: All the specification of test configurations and test modes were based on customer's request.

2.3 EUT Operation during Test

The EUT was programmed to be in continuously transmitting mode.

2.4 Accessories

Accessories			
Equipment Name	**Brand Name**	**Model Name**	**Rating**
Adapter	DIRECTV	EPS44R3-15	INPUT: 120V ~ 1.3A, 60Hz OUTPUT: 12V, 4A 48W

2.5 Support Equipment

For Test Site No: CO01-CB

Support Equipment				
No.	**Equipment**	**Brand Name**	**Model Name**	**FCC ID**
1	Flash disk	Silicon	I-Series	DoC
2	Hard disk	Western Digital	WD10EURX-63UY4Y0	N/A

For Test Site No: 03CH01-CB and TH01-CB

Support Equipment				
No.	**Equipment**	**Brand Name**	**Model Name**	**FCC ID**
1	NB	DELL	E4300	DoC
2	Hard disk	Western Digital	WD10EURX-63UY4Y0	N/A

2.6 Test Setup Diagram

Test Setup Diagram – AC Line Conducted Emission Test

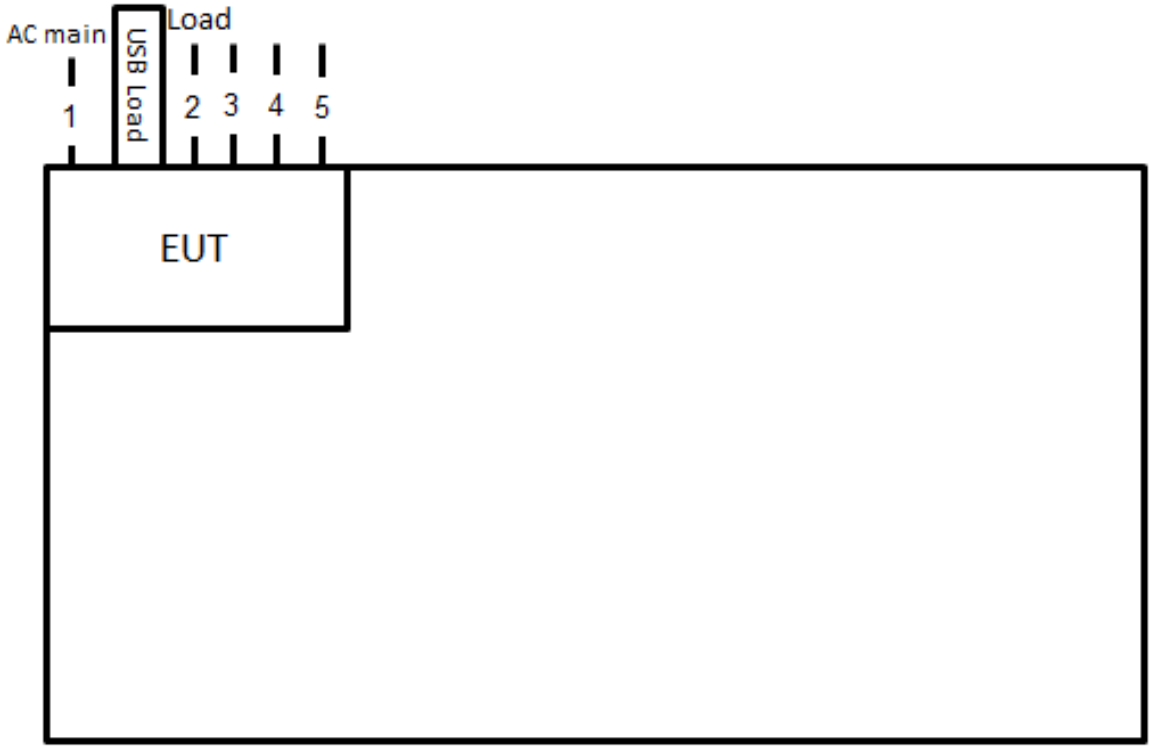

Item	Connection	Shielded	Length
1	Power cable	No	3.2m
2	RJ-45 cable	No	1.5m
3	HDMI cable	Yes	1.5m
4	Optical fiber	No	1.5m
5	Coaxial cable	Yes	1.5m

Test Setup Diagram - Radiated Test

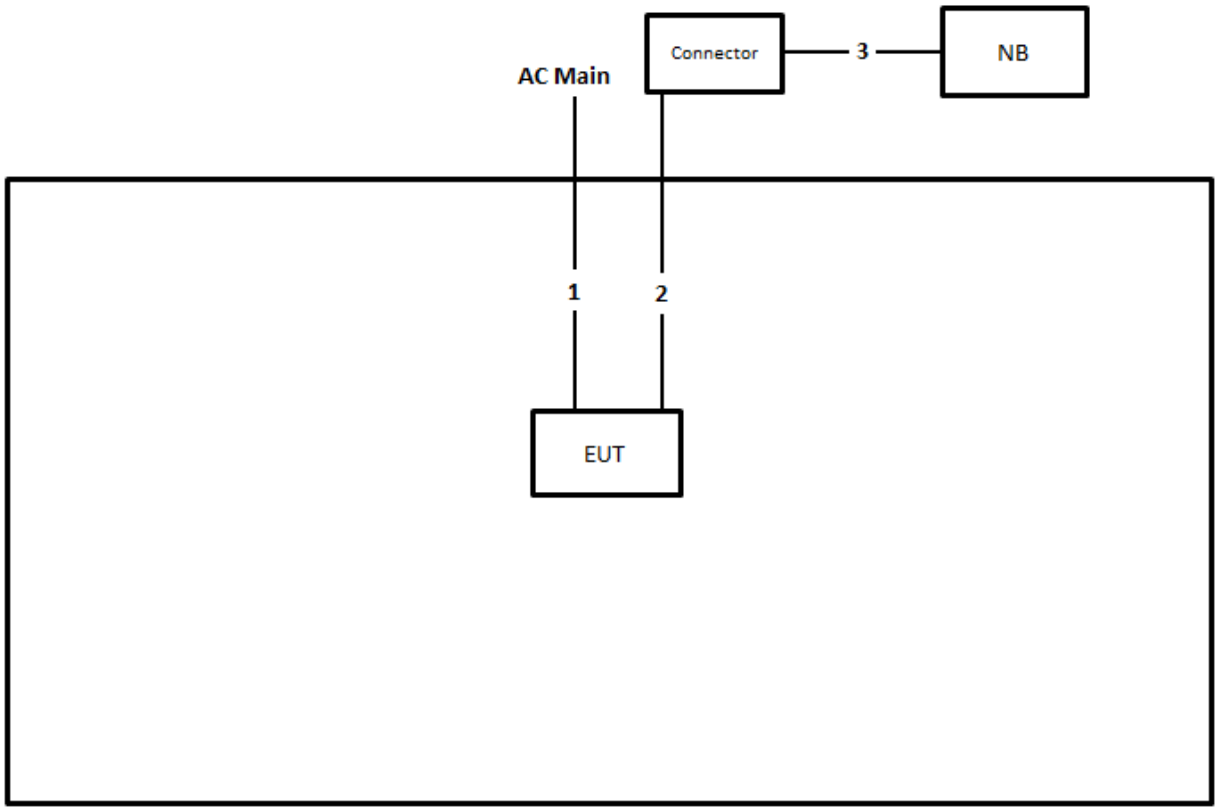

Item	Connection	Shielded	Length
1	Power cable	No	3.2m
2	RS232 to USB cable	No	0.45m
3	USB cable	No	1.8m

3 Transmitter Test Result

3.1 AC Power-line Conducted Emissions

3.1.1 AC Power-line Conducted Emissions Limit

AC Power-line Conducted Emissions Limit		
Frequency Emission (MHz)	**Quasi-Peak**	**Average**
0.15-0.5	66 - 56 *	56 - 46 *
0.5-5	56	46
5-30	60	50
Note 1: * Decreases with the logarithm of the frequency.		

3.1.2 Measuring Instruments

Refer a test equipment and calibration data table in this test report.

3.1.3 Test Procedures

Test Method
☒ Refer as ANSI C63.10-2013, clause 6.2 for AC power-line conducted emissions.

3.1.4 Test Setup

AC Power-line Conducted Emissions

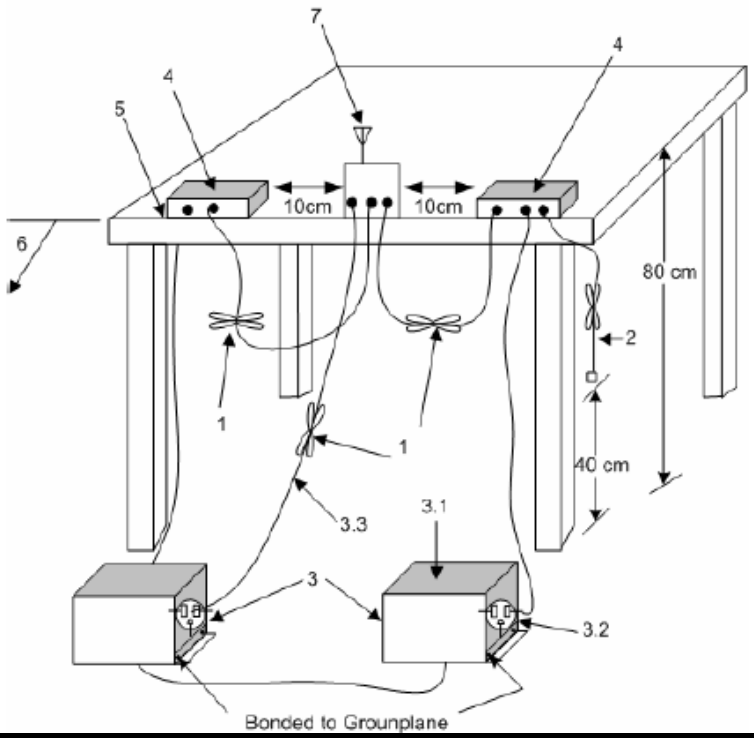

3.1.5 Test Result of AC Power-line Conducted Emissions

Refer as Appendix A

3.2 Emission Bandwidth

3.2.1 Emission Bandwidth Limit

Emission Bandwidth Limit	
UNII Devices	
☒	For the 5.15-5.25 GHz band, N/A
☒	For the 5.25-5.35 GHz band, the maximum conducted output power shall not exceed the lesser of 250 mW or 11 dBm + 10 log B, where B is the 26 dB emission bandwidth in MHz.
☒	For the 5.47-5.725 GHz band, the maximum conducted output power shall not exceed the lesser of 250 mW or 11 dBm + 10 log B, where B is the 26 dB emission bandwidth in MHz.
☒	For the 5.725-5.85 GHz band, 6 dB emission bandwidth ≥ 500kHz.
LE-LAN Devices	
☐	For the band 5.15-5.25 GHz, the maximum e.i.r.p. shall not exceed 200 mW or 10 + 10 log B, dBm, whichever power is less. B is the 99% emission bandwidth in MHz.
☐	For the 5.25-5.35 GHz band, the maximum e.i.r.p. shall not exceed 1.0 W or 17 + 10 log B, dBm, whichever power is less. B is the 99% emission bandwidth in MHz
☐	For the 5.47-5.6 GHz band and 5.65-5.725 GHz band, the maximum e.i.r.p. shall not exceed 1.0 W or 17 + 10 log B, dBm, whichever power is less. B is the 99% emission bandwidth in MHz
☐	For the 5.725-5.85 GHz band, 6 dB emission bandwidth ≥ 500kHz.

3.2.2 Measuring Instruments

Refer a test equipment and calibration data table in this test report.

3.2.3 Test Procedures

Test Method		
▪	For the emission bandwidth shall be measured using one of the options below:	
	☒	Refer as FCC KDB 789033, clause C for EBW and clause D for OBW measurement.
	☐	Refer as ANSI C63.10, clause 6.9.1 for occupied bandwidth testing.
	☒	Refer as IC RSS-Gen, clause 4.6 for bandwidth testing.

3.2.4 Test Setup

Emission Bandwidth



3.2.5 Test Result of Emission Bandwidth

Refer as Appendix B

3.3 Maximum Conducted Output Power

3.3.1 Maximum Conducted Output Power Limit

Maximum Conducted Output Power Limit	
UNII Devices	
☒	For the 5.15-5.25 GHz band:
	▪ Outdoor AP: the maximum conducted output power (P_{Out}) shall not exceed the lesser of 1 W. If G_{TX} > 6 dBi, then P_{Out} = 30 – (G_{TX} – 6). e.i.r.p. at any elevation angle above 30 degrees ≤ 125mW [21dBm]
	▪ Indoor AP: the maximum conducted output power (P_{Out}) shall not exceed the lesser of 1 W. If G_{TX} > 6 dBi, then P_{Out} = 30 – (G_{TX} – 6)
	▪ Point-to-point AP: the maximum conducted output power (P_{Out}) shall not exceed the lesser of 1 W If G_{TX} > 23 dBi, then P_{Out} = 30 – (G_{TX} – 23).
	▪ Mobile or Portable Client: the maximum conducted output power (P_{Out}) shall not exceed the lesser of 250 mW. If G_{TX} > 6 dBi, then P_{Out} = 24 – (G_{TX} – 6).
☒	For the 5.25-5.35 GHz band, the maximum conducted output power (P_{Out}) shall not exceed the lesser of 250 mW or 11 dBm + 10 log B, where B is the 26 dB emission bandwidth in MHz. If G_{TX} > 6 dBi, then P_{Out} = 24 – (G_{TX} – 6).
☒	For the 5.47-5.725 GHz band, the maximum conducted output power (P_{Out}) shall not exceed the lesser of 250 mW or 11 dBm + 10 log B, where B is the 26 dB emission bandwidth in MHz. If G_{TX} > 6 dBi, then P_{Out} = 24 – (G_{TX} – 6).
☒	For the 5.725-5.85 GHz band:
	▪ Point-to-multipoint systems (P2M): the maximum conducted output power (P_{Out}) shall not exceed the lesser of 1 W. If G_{TX} > 6 dBi, then P_{Out} = 30 – (G_{TX} – 6).
	▪ Point-to-point systems (P2P): the maximum conducted output power (P_{Out}) shall not exceed the lesser of 1 W.
LE-LAN Devices	
☐	For the 5.15-5.25 GHz band, the maximum e.i.r.p. shall not exceed 200 mW or 10 + 10 log B, dBm, whichever power is less. B is the 99% emission bandwidth in MHz.
☐	For the 5.25-5.35 GHz band, the maximum e.i.r.p. shall not exceed 1.0 W or 17 + 10 log B, dBm, whichever power is less. B is the 99% emission bandwidth in MHz
☐	For the 5.47-5.6 GHz band and 5.65-5.725 GHz band, the maximum e.i.r.p. shall not exceed 1.0 W or 17 + 10 log B, dBm, whichever power is less. B is the 99% emission bandwidth in MHz
☐	For the 5.725-5.85 GHz band:
	▪ Point-to-multipoint systems (P2M): the maximum conducted output power (P_{Out}) shall not exceed the lesser of 1 W. If G_{TX} > 6 dBi, then P_{Out} = 30 – (G_{TX} – 6).
	▪ Point-to-point systems (P2P): the maximum conducted output power (P_{Out}) shall not exceed the lesser of 1 W.
P_{Out} = maximum conducted output power in dBm, **G_{TX}** = the maximum transmitting antenna directional gain in dBi.	

3.3.2 Measuring Instruments

Refer a test equipment and calibration data table in this test report.

3.3.3 Test Procedures

Test Method	
▪ Maximum Conducted Output Power	
	Average over on/off periods with duty factor
	☐ Refer as FCC KDB 789033, clause E Method SA-2 (spectral trace averaging).
	☐ Refer as FCC KDB 789033, clause E Method SA-2 Alt. (RMS detection with slow sweep speed)
	Wideband RF power meter and average over on/off periods with duty factor
	☒ Refer as FCC KDB 789033, clause E Method PM-G (using an RF average power meter).
▪ For conducted measurement.	
	▪ If the EUT supports multiple transmit chains using options given below: Refer as FCC KDB 662911, In-band power measurements. Using the measure-and-sum approach, measured all transmit ports individually. Sum the power (in linear power units e.g., mW) of all ports for each individual sample and save them.
	▪ If multiple transmit chains, EIRP calculation could be following as methods: $P_{total} = P_1 + P_2 + \ldots + P_n$ (calculated in linear unit [mW] and transfer to log unit [dBm]) $EIRP_{total} = P_{total} + DG$

3.3.4 Test Setup

RF Output Power (Power Meter)

3.3.5 Test Result of Maximum Conducted Output Power

Refer as Appendix C

3.4 Peak Power Spectral Density

3.4.1 Peak Power Spectral Density Limit

Peak Power Spectral Density Limit	
UNII Devices	
☒	For the 5.15-5.25 GHz band:
	▪ Outdoor AP: the peak power spectral density (PPSD) shall not exceed the lesser of 17dBm/MHz. If G_{TX} > 6 dBi, then P_{Out} = 17 – (G_{TX} – 6).
	▪ Indoor AP: the peak power spectral density (PPSD) shall not exceed the lesser of 17dBm/MHz. If G_{TX} > 6 dBi, then P_{Out} = 17 – (G_{TX} – 6).
	▪ Point-to-point AP: the peak power spectral density (PPSD) shall not exceed the lesser of 17dBm/MHz. If G_{TX} > 23 dBi, then P_{Out} = 17 – (G_{TX} – 23).
	▪ Mobile or Portable Client: the peak power spectral density (PPSD) ≤ 11 dBm/MHz. If G_{TX} > 6 dBi, then PPSD= 11 – (G_{TX} – 6)..
☒	For the 5.25-5.35 GHz band, the peak power spectral density (PPSD) ≤ 11 dBm/MHz. If G_{TX} > 6 dBi, then PPSD= 11 – (G_{TX} – 6).
☒	For the 5.47-5.725 GHz band, the peak power spectral density (PPSD) ≤ 11 dBm/MHz. If G_{TX} > 6 dBi, then PPSD= 11 – (G_{TX} – 6).
☒	For the 5.725-5.85 GHz band:
	▪ Point-to-multipoint systems (P2M): the peak power spectral density (PPSD) ≤ 30 dBm/500kHz. If G_{TX} > 6 dBi, then PPSD= 30 – (G_{TX} – 6).
	▪ Point-to-point systems (P2P): the peak power spectral density (PPSD) ≤ 30 dBm/500kHz.
LE-LAN Devices	
☐	For the 5.15-5.25 GHz band, the peak power spectral density (PPSD) ≤ 4 dBm/MHz and the e.i.r.p. peak power spectral density (PPSD) ≤ 10 dBm/MHz.
☐	For the 5.25-5.35 GHz band, the peak power spectral density (PPSD) ≤ 11 dBm/MHz and the e.i.r.p. peak power spectral density (PPSD) ≤ 17 dBm/MHz.
	▪ e.i.r.p. greater than 200 mW shall comply with the following e.i.r.p. at different elevations, where θ is the angle above the local horizontal plane (of the Earth) as shown below: -13 dBW/MHz for 0° ≤ θ < 8° ; -13 − 0.716 (θ-8) dBW/MHz for 8° ≤ θ < 40° -35.9 − 1.22 (θ-40) dBW/MHz for 40° ≤ θ ≤ 45° ; -42 dBW/MHz for θ > 45°
☐	For the 5.47-5.6 GHz band and 5.65-5.725 GHz band, the peak power spectral density (PPSD) ≤ 11 dBm/MHz and the e.i.r.p. peak power spectral density (PPSD) ≤ 17 dBm/MHz.
☐	For the 5.725-5.85 GHz band:
	▪ Point-to-multipoint systems (P2M): the peak power spectral density (PPSD) ≤ 30 dBm/500kHz. If G_{TX} > 6 dBi, then PPSD= 30 – (G_{TX} – 6).
	▪ Point-to-point systems (P2P): the peak power spectral density (PPSD) ≤ 30 dBm/500kHz.
PPSD = peak power spectral density that he same method as used to determine the conducted output power shall be used to determine the power spectral density. And power spectral density in dBm/MHz **G_{TX}** = the maximum transmitting antenna directional gain in dBi.	

3.4.2 Measuring Instruments

Refer a test equipment and calibration data table in this test report.

3.4.3 Test Procedures

Test Method			
▪ Peak power spectral density procedures that the same method as used to determine the conducted output power shall be used to determine the peak power spectral density and use the peak search function on the spectrum analyzer to find the peak of the spectrum. For the peak power spectral density shall be measured using below options:			
	☐ Refer as FCC KDB 789033, F)5) power spectral density can be measured using resolution bandwidths < 1 MHz provided that the results are integrated over 1 MHz bandwidth		
	[duty cycle ≥ 98% or external video / power trigger]		
	☒ Refer as FCC KDB 789033, clause E Method SA-1 (spectral trace averaging).		
	☐ Refer as FCC KDB 789033, clause E Method SA-1 Alt. (RMS detection with slow sweep speed)		
	duty cycle < 98% and average over on/off periods with duty factor		
	☒ Refer as FCC KDB 789033, clause E Method SA-2 (spectral trace averaging).		
	☐ Refer as FCC KDB 789033, clause E Method SA-2 Alt. (RMS detection with slow sweep speed)		
▪ For conducted measurement.			
	▪ If the EUT supports multiple transmit chains using options given below:		
		☒ Option 1: Measure and sum the spectra across the outputs. Refer as FCC KDB 662911, In-band power spectral density (PSD). Sample all transmit ports simultaneously using a spectrum analyzer for each transmit port. Where the trace bin-by-bin of each transmit port summing can be performed. (i.e., in the first spectral bin of output 1 is summed with that in the first spectral bin of output 2 and that from the first spectral bin of output 3, and so on up to the NTX output to obtain the value for the first frequency bin of the summed spectrum.). Add up the amplitude (power) values for the different transmit chains and use this as the new data trace.	
		☐ Option 2: Measure and sum spectral maxima across the outputs. With this technique, spectra are measured at each output of the device at the required resolution bandwidth. The maximum value (peak) of each spectrum is determined. These maximum values are then summed mathematically in linear power units across the outputs. These operations shall be performed separately over frequency spans that have different out-of-band or spurious emission limits,	
		☐ Option 3: Measure and add 10 log(N) dB, where N is the number of transmit chains. Refer as FCC KDB 662911, In-band power spectral density (PSD). Performed at each transmit chains and each transmit chains shall be compared with the limit have been reduced with 10 log(N). Or each transmit chains shall be add 10 log(N) to compared with the limit.	
	▪	If multiple transmit chains, EIRP PPSD calculation could be following as methods: $PPSD_{total} = PPSD_1 + PPSD_2 + \ldots + PPSD_n$ (calculated in linear unit [mW] and transfer to log unit [dBm]) $EIRP_{total} = PPSD_{total} + DG$	

3.4.4 Test Setup

Power Spectral Density



3.4.5 Test Result of Peak Power Spectral Density

Refer as Appendix D

3.5 Unwanted Emissions

3.5.1 Transmitter Radiated Unwanted Emissions Limit

Unwanted emissions below 1 GHz and restricted band emissions above 1GHz limit			
Frequency Range (MHz)	**Field Strength (uV/m)**	**Field Strength (dBuV/m)**	**Measure Distance (m)**
0.009~0.490	2400/F(kHz)	48.5 - 13.8	300
0.490~1.705	24000/F(kHz)	33.8 - 23	30
1.705~30.0	30	29	30
30~88	100	40	3
88~216	150	43.5	3
216~960	200	46	3
Above 960	500	54	3

Note 1: Test distance for frequencies at or above 30 MHz, measurements may be performed at a distance other than the limit distance provided they are not performed in the near field and the emissions to be measured can be detected by the measurement equipment. When performing measurements at a distance other than that specified, the results shall be extrapolated to the specified distance using an extrapolation factor of 20 dB/decade (inverse of linear distance for field-strength measurements, inverse of linear distance-squared for power-density measurements).

Note 2: Test distance for frequencies at below 30 MHz, measurements may be performed at a distance closer than the EUT limit distance; however, an attempt should be made to avoid making measurements in the near field. When performing measurements below 30 MHz at a closer distance than the limit distance, the results shall be extrapolated to the specified distance by either making measurements at a minimum of two or more distances on at least one radial to determine the proper extrapolation factor or by using the square of an inverse linear distance extrapolation factor (40 dB/decade). The test report shall specify the extrapolation method used to determine compliance of the EUT.

Note 3: Using the distance of 1m during the test for above 18 GHz, and the test value to correct for the distance factor at 3m.

Un-restricted band emissions above 1GHz Limit	
Operating Band	**Limit**
5.15 - 5.25 GHz	e.i.r.p. -27 dBm [68.2 dBuV/m@3m]
5.25 - 5.35 GHz	e.i.r.p. -27 dBm [68.2 dBuV/m@3m]
5.47 - 5.725 GHz	e.i.r.p. -27 dBm [68.2 dBuV/m@3m]
5.725 - 5.85 GHz	all emissions shall be limited to a level of -27 dBm/MHz at 75 MHz or more above or below the band edge increasing linearly to 10 dBm/MHz at 25 MHz above or below the band edge, and from 25 MHz above or below the band edge increasing linearly to a level of 15.6 dBm/MHz at 5 MHz above or below the band edge, and from 5 MHz above or below the band edge increasing linearly to a level of 27 dBm/MHz at the band edge.

Note 1: Measurements may be performed at a distance other than the limit distance provided they are not performed in the near field and the emissions to be measured can be detected by the measurement equipment. When performing measurements at a distance other than that specified, the results shall be extrapolated to the specified distance using an extrapolation factor of 20 dB/decade (inverse of linear distance for field-strength measurements, inverse of linear distance-squared for power-density measurements).

3.5.2 Measuring Instruments

Refer a test equipment and calibration data table in this test report.

3.5.3 Test Procedures

Test Method			
▪ Measurements may be performed at a distance other than the limit distance provided they are not performed in the near field and the emissions to be measured can be detected by the measurement equipment. Measurements shall not be performed at a distance greater than 30 m for frequencies above 30 MHz, unless it can be further demonstrated that measurements at a distance of 30 m or less are impractical. When performing measurements at a distance other than that specified, the results shall be extrapolated to the specified distance using an extrapolation factor of 20 dB/decade (inverse of linear distance for field-strength measurements, inverse of linear distance-squared for power-density measurements).			
▪ The average emission levels shall be measured in [duty cycle ≥ 98 or duty factor].			
▪ For the transmitter unwanted emissions shall be measured using following options below:			
	▪ Refer as FCC KDB 789033, clause H)2) for unwanted emissions into non-restricted bands.		
	▪ Refer as FCC KDB 789033, clause H)1) for unwanted emissions into restricted bands.		
		☐	Refer as FCC KDB 789033, H)6) Method AD (Trace Averaging).
		☒	Refer as FCC KDB 789033, H)6) Method VB (Reduced VBW).
		☐	Refer as ANSI C63.10, clause 4.2.3.2.3 (Reduced VBW). VBW ≥ 1/T, where T is pulse time.
		☐	Refer as ANSI C63.10, clause 4.2.3.2.4 average value of pulsed emissions.
		☒	Refer as FCC KDB 789033, clause H)5) measurement procedure peak limit.
		☐	Refer as ANSI C63.10, clause 4.2.3.2.2 measurement procedure peak limit.
▪ For radiated measurement.			
	▪ Refer as ANSI C63.10, clause 6.4 for radiated emissions below 30 MHz and test distance is 3m.		
	▪ Refer as ANSI C63.10, clause 6.5 for radiated emissions 30 MHz to 1 GHz and test distance is 3m.		
	▪ Refer as ANSI C63.10, clause 6.6 for radiated emissions above 1GHz.		
▪ The any unwanted emissions level shall not exceed the fundamental emission level.			
▪ All amplitude of spurious emissions that are attenuated by more than 20 dB below the permissible value has no need to be reported.			

3.5.4 Test Setup

Transmitter Radiated Unwanted Emissions

9kHz ~30MHz

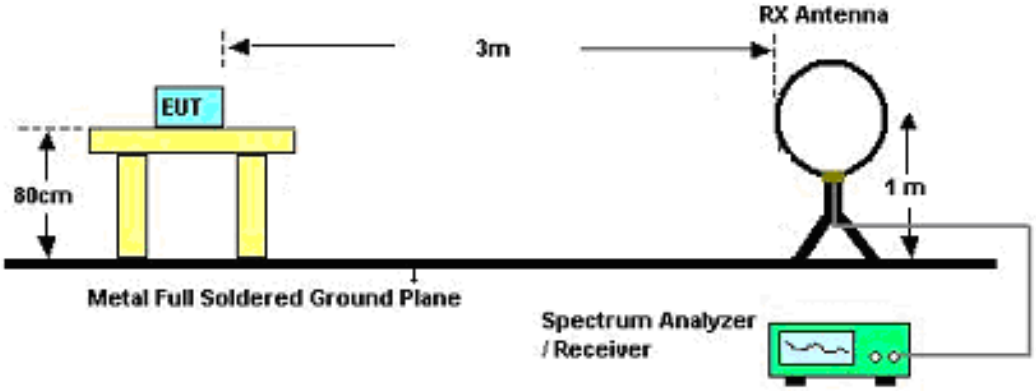

30MHz~1GHz

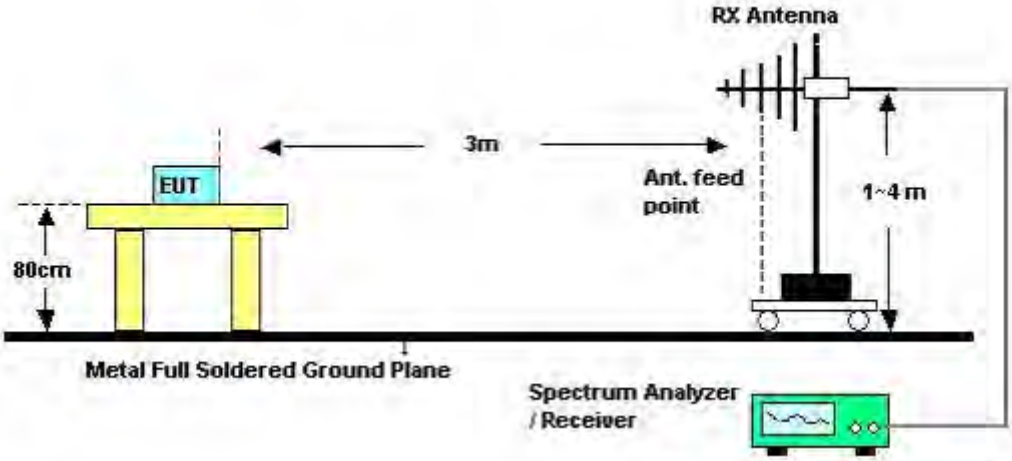

Above 1GHz

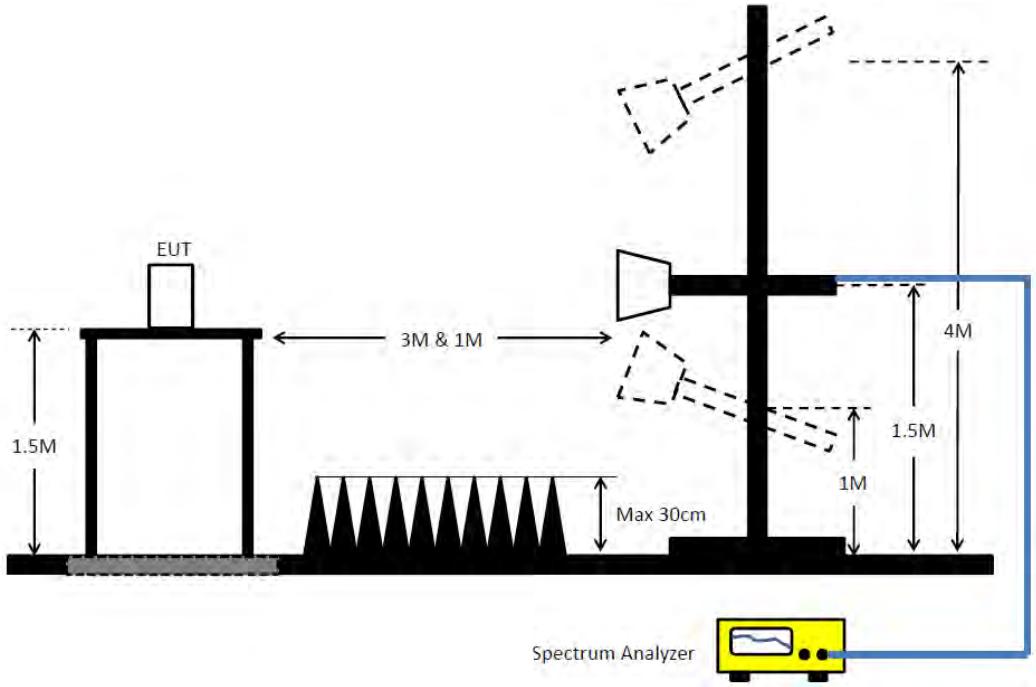

3.5.5 Transmitter Unwanted Emissions (Below 30MHz)

All amplitude of spurious emissions that are attenuated by more than 20 dB below the permissible value has no need to be reported.

3.5.6 Test Result of Transmitter Unwanted Emissions

Refer as Appendix E

3.6 Frequency Stability

3.6.1 Frequency Stability Limit

Frequency Stability Limit
UNII Devices
▪ In-band emission is maintained within the band of operation under all conditions of normal operation as specified in the user's manual.
LE-LAN Devices
▪ N/A
IEEE Std. 802.11
▪ The transmitter center frequency tolerance shall be ± 20 ppm maximum for the 5 GHz band and ± 25 ppm maximum for the 2.4 GHz band.

3.6.2 Measuring Instruments

Refer a test equipment and calibration data table in this test report.

3.6.3 Test Procedures

Test Method	
▪ Refer as ANSI C63.10, clause 6.8 for frequency stability tests	
	▪ Frequency stability with respect to ambient temperature
	▪ Frequency stability when varying supply voltage
	▪ Extreme temperature is 0˚C~50˚C.

3.6.4 Test Setup

Frequency Stability

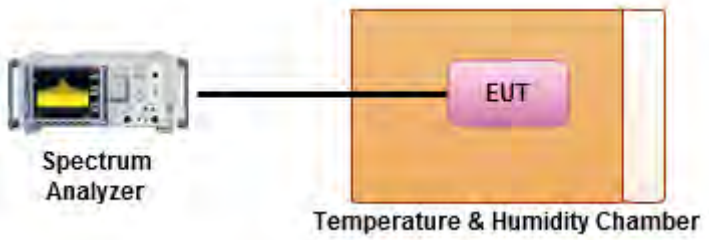

3.6.5 Test Result of Frequency Stability

Refer as Appendix F

4 Test Equipment and Calibration Data

Instrument	Manufacturer	Model No.	Serial No.	Characteristics	Calibration Date	Calibration Due Date	Remark
EMI Receiver	Agilent	N9038A	My52260123	9kHz ~ 8.45GHz	Jan. 23, 2017	Jan. 22, 2018	Conduction (CO01-CB)
LISN	F.C.C.	FCC-LISN-50-16-2	04083	150kHz~100MHz	Dec. 14, 2016	Dec. 13, 2017	Conduction (CO01-CB)
LISN	Schwarzbeck	NSLK 8127	8127647	9kHz ~ 30MHz	Dec. 21, 2016	Dec. 20, 2017	Conduction (CO01-CB)
COND Cable	Woken	Cable	01	150kHz ~ 30MHz	May 23, 2017	May 22, 2018	Conduction (CO01-CB)
Software	Audix	E3	6.120210n	-	N.C.R.	N.C.R.	Conduction (CO01-CB)
BILOG ANTENNA with 6dB Attenuator	TESEQ & EMCI	CBL6112D & N-6-06	37880 & AT-N0609	20MHz ~ 2GHz	Aug. 30, 2017	Aug. 29, 2018	Radiation (03CH01-CB)
Loop Antenna	Teseq	HLA 6120	24155	9kHz - 30 MHz	Mar. 16, 2016*	Mar. 15, 2018*	Radiation (03CH01-CB
Horn Antenna	EMCO	3115	00075790	750MHz ~ 18GHz	Nov. 10, 2016	Nov. 09, 2017	Radiation (03CH01-CB)
Horn Antenna	Schwarzbeck	BBHA 9170	BBHA9170252	15GHz ~ 40GHz	Jul. 05, 2017	Jul. 04, 2018	Radiation (03CH01-CB)
Pre-Amplifier	EMCI	EMC330N	980332	20MHz ~ 3GHz	May 02, 2017	May 01, 2018	Radiation (03CH01-CB)
Pre-Amplifier	Agilent	8449B	3008A02310	1GHz ~ 26.5GHz	Jan. 16, 2017	Jan. 15, 2018	Radiation (03CH01-CB)
Pre-Amplifier	MITEQ	TTA1840-35-HG	1864479	18GHz ~ 40GHz	Jul. 10, 2017	Jul. 09, 2018	Radiation (03CH01-CB)
Spectrum Analyzer	R&S	FSP40	100056	9kHz ~ 40GHz	Nov. 22, 2016	Nov. 21, 2017	Radiation (03CH01-CB)
Spectrum Analyzer	R&S	FSP40	100056	9kHz ~ 40GHz	Nov. 23, 2017	Nov. 22, 2018	Radiation (03CH01-CB)
EMI Test	R&S	ESCS	100355	9kHz ~ 2.75GHz	May 06, 2017	May 05, 2018	Radiation (03CH01-CB)
RF Cable-low	Woken	Low Cable-16+17	N/A	30 MHz ~ 1 GHz	Oct. 11, 2017	Oct. 10, 2018	Radiation (03CH01-CB)
RF Cable-high	Woken	High Cable-16	N/A	1 GHz ~ 18 GHz	Oct. 11, 2017	Oct. 10, 2018	Radiation (03CH01-CB)
RF Cable-high	Woken	High Cable-16+17	N/A	1 GHz ~ 18 GHz	Oct. 11, 2017	Oct. 10, 2018	Radiation (03CH01-CB)
RF Cable-high	Woken	High Cable-40G#1	N/A	18GHz ~ 40 GHz	Oct. 11, 2017	Oct. 10, 2018	Radiation (03CH01-CB)
RF Cable-high	Woken	High Cable-40G#2	N/A	18GHz ~ 40 GHz	Oct. 11, 2017	Oct. 10, 2018	Radiation (03CH01-CB)
Spectrum analyzer	R&S	FSV40	100979	9kHz~40GHz	Dec. 26, 2016	Dec. 25, 2017	Conducted (TH01-CB)

Instrument	Manufacturer	Model No.	Serial No.	Characteristics	Calibration Date	Calibration Due Date	Remark
Temp. and Humidity Chamber	Ten Billion	TTH-D3SP	TBN-931011	-30~100 degree	Jun. 02, 2017	Jun. 01, 2018	Conducted (TH01-CB)
RF Cable-high	Woken	RG402	High Cable-06	1 GHz – 26.5 GHz	Oct. 11, 2017	Oct. 10, 2018	Conducted (TH01-CB)
RF Cable-high	Woken	RG402	High Cable-07	1 GHz –26.5 GHz	Oct. 11, 2017	Oct. 10, 2018	Conducted (TH01-CB)
RF Cable-high	Woken	RG402	High Cable-08	1 GHz –26.5 GHz	Oct. 11, 2017	Oct. 10, 2018	Conducted (TH01-CB)
RF Cable-high	Woken	RG402	High Cable-09	1 GHz –26.5 GHz	Oct. 11, 2017	Oct. 10, 2018	Conducted (TH01-CB)
RF Cable-high	Woken	RG402	High Cable-10	1 GHz –26.5 GHz	Oct. 11, 2017	Oct. 10, 2018	Conducted (TH01-CB)
Power Sensor	Agilent	U2021XA	MY53410001	50MHz~18GHz	Nov. 22, 2016	Nov. 21, 2017	Conducted (TH01-CB)

Note: Calibration Interval of instruments listed above is one year.

*Calibration Interval of instruments listed above is two year.

N.C.R. means Non-Calibration required.

AC Power-line Conducted Emissions Result			
Operating Mode	1	**Power Phase**	Line
Operating Function	CTX - 5GHz (802.11a CH149, power level: 98)		

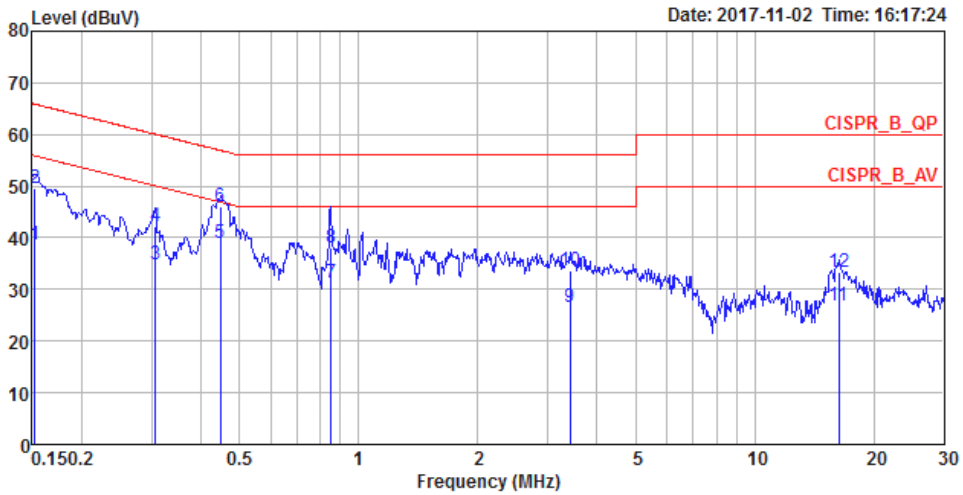

	Freq	Level	Over Limit	Limit Line	Read Level	LISN Factor	Cable Loss	Remark	Pol/Phase
	MHz	dBuV	dB	dBuV	dBuV	dB	dB		
1	0.1524	38.81	-17.06	55.87	28.65	10.00	0.16	Average	LINE
2	0.1524	49.55	-16.32	65.87	39.39	10.00	0.16	QP	LINE
3	0.3067	34.89	-15.17	50.06	24.90	9.93	0.06	Average	LINE
4	0.3067	42.12	-17.94	60.06	32.13	9.93	0.06	QP	LINE
5	0.4468	38.99	-7.94	46.93	29.01	9.95	0.03	Average	LINE
6	0.4468	46.15	-10.78	56.93	36.17	9.95	0.03	QP	LINE
7	0.8528	31.24	-14.76	46.00	21.12	9.96	0.16	Average	LINE
8	0.8528	38.15	-17.85	56.00	28.03	9.96	0.16	QP	LINE
9	3.4174	26.55	-19.45	46.00	16.45	9.97	0.13	Average	LINE
10	3.4174	33.70	-22.30	56.00	23.60	9.97	0.13	QP	LINE
11	16.3118	26.77	-23.23	50.00	16.32	10.26	0.19	Average	LINE
12	16.3118	33.24	-26.76	60.00	22.79	10.26	0.19	QP	LINE

Note 1: “>20dB” means emission levels that exceed the level of 20 dB below the applicable limit.
Note 2: “N/F” means Nothing Found emissions (No emissions were detected.)

AC Power-line Conducted Emissions Result			
Operating Mode	1	**Power Phase**	Neutral
Operating Function	CTX - 5GHz (802.11a CH149, power level: 98)		

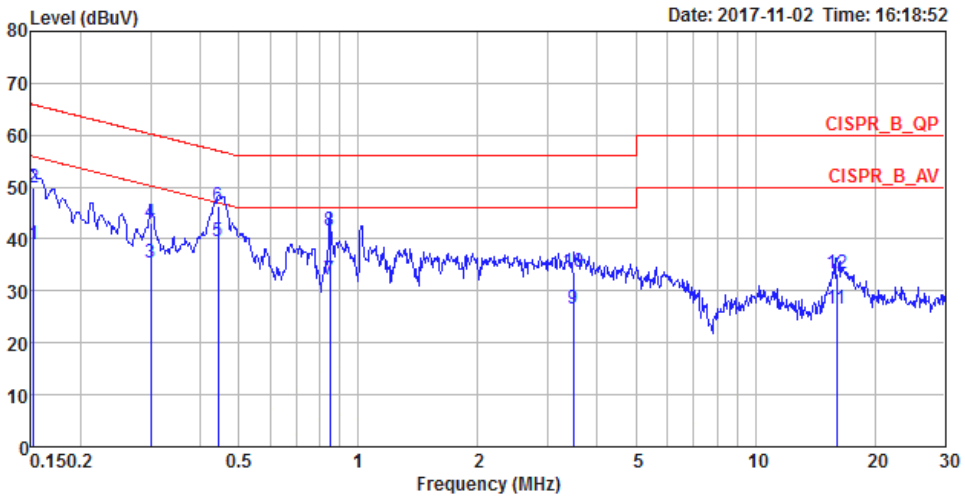

	Freq	Level	Limit	Line	Read Level	LISN Factor	Cable Loss	Remark	Pol/Phase
	MHz	dBuV	dB	dBuV	dBuV	dB	dB		
1	0.1524	38.99	-16.88	55.87	28.73	10.10	0.16	Average	NEUTRAL
2	0.1524	49.91	-15.96	65.87	39.65	10.10	0.16	QP	NEUTRAL
3	0.3003	35.39	-14.85	50.24	25.18	10.15	0.06	Average	NEUTRAL
4	0.3003	43.02	-17.22	60.24	32.81	10.15	0.06	QP	NEUTRAL
5	0.4444	39.47	-7.51	46.98	29.20	10.24	0.03	Average	NEUTRAL
6	0.4444	46.35	-10.63	56.98	36.08	10.24	0.03	QP	NEUTRAL
7	0.8483	32.16	-13.84	46.00	21.90	10.10	0.16	Average	NEUTRAL
8	0.8483	41.76	-14.24	56.00	31.50	10.10	0.16	QP	NEUTRAL
9	3.4722	26.65	-19.35	46.00	16.57	9.96	0.12	Average	NEUTRAL
10	3.4722	33.59	-22.41	56.00	23.51	9.96	0.12	QP	NEUTRAL
11	16.0546	26.68	-23.32	50.00	16.21	10.28	0.19	Average	NEUTRAL
12	16.0546	33.37	-26.63	60.00	22.90	10.28	0.19	QP	NEUTRAL

Note 1: “>20dB” means emission levels that exceed the level of 20 dB below the applicable limit.
Note 2: “N/F” means Nothing Found emissions (No emissions were detected.)

Summary

Mode	Max-N dB (Hz)	Max-OBW (Hz)	ITU-Code	Min-N dB (Hz)	Min-OBW (Hz)
5.15-5.25GHz	-	-	-	-	-
802.11a_Nss1,(6Mbps)_1TX	36.225M	16.767M	16M8D1D	30.4M	16.717M
802.11n HT20_Nss1,(MCS0)_2TX	25.25M	17.741M	17M7D1D	22.775M	17.666M
802.11n HT40_Nss1,(MCS0)_2TX	51.9M	36.182M	36M2D1D	39.75M	36.082M
5.25-5.35GHz	-	-	-	-	-
802.11a_Nss1,(6Mbps)_1TX	40.425M	17.716M	17M7D1D	37.975M	17.266M
802.11n HT20_Nss1,(MCS0)_2TX	25.275M	17.691M	17M7D1D	21.7M	17.641M
802.11n HT40_Nss1,(MCS0)_2TX	44.85M	36.132M	36M1D1D	39.55M	36.082M
5.47-5.725GHz	-	-	-	-	-
802.11a_Nss1,(6Mbps)_1TX	39.025M	17.141M	17M1D1D	38M	16.842M
802.11n HT20_Nss1,(MCS0)_2TX	22.75M	17.716M	17M7D1D	21.2M	17.666M
802.11n HT40_Nss1,(MCS0)_2TX	62.3M	36.232M	36M2D1D	39.8M	36.082M
5.725-5.85GHz	-	-	-	-	-
802.11a_Nss1,(6Mbps)_1TX	16.325M	18.066M	18M1D1D	16.3M	17.666M
802.11n HT20_Nss1,(MCS0)_2TX	17.525M	17.816M	17M8D1D	17.275M	17.691M
802.11n HT40_Nss1,(MCS0)_2TX	35.8M	36.282M	36M3D1D	35M	36.132M

Max-N dB = Maximum 6dB down bandwidth for 5.725-5.85GHz band / Maximum 26dB down bandwidth for other band;
Max-OBW = Maximum 99% occupied bandwidth;
Min-N dB = Minimum 6dB down bandwidth for 5.725-5.85GHz band / Maximum 26dB down bandwidth for other band;
Min-OBW = Minimum 99% occupied bandwidth;

Result

Mode	Result	Limit (Hz)	Port 1-N dB (Hz)	Port 1-OBW (Hz)	Port 2-N dB (Hz)	Port 2-OBW (Hz)
802.11a_Nss1,(6Mbps)_1TX	-	-	-	-	-	-
5180MHz	Pass	Inf			36.225M	16.717M
5200MHz	Pass	Inf			30.4M	16.767M
5240MHz	Pass	Inf			35.175M	16.742M
5260MHz	Pass	Inf			38.275M	17.266M
5300MHz	Pass	Inf			37.975M	17.466M
5320MHz	Pass	Inf			40.425M	17.716M
5500MHz	Pass	Inf			38.425M	16.842M
5580MHz	Pass	Inf			39.025M	17.141M
5700MHz	Pass	Inf			38M	16.892M
5745MHz	Pass	500k			16.3M	17.666M
5785MHz	Pass	500k			16.325M	18.066M
5825MHz	Pass	500k			16.3M	17.841M
802.11n HT20_Nss1,(MCS0)_2TX	-	-	-	-	-	-
5180MHz	Pass	Inf	24.425M	17.691M	25.25M	17.691M
5200MHz	Pass	Inf	23.2M	17.741M	23.675M	17.666M
5240MHz	Pass	Inf	23.975M	17.691M	22.775M	17.666M
5260MHz	Pass	Inf	21.7M	17.666M	25.275M	17.641M
5300MHz	Pass	Inf	22.275M	17.691M	24.9M	17.691M
5320MHz	Pass	Inf	22.025M	17.691M	21.75M	17.691M
5500MHz	Pass	Inf	21.25M	17.666M	22.025M	17.666M
5580MHz	Pass	Inf	21.325M	17.691M	21.225M	17.691M
5700MHz	Pass	Inf	21.2M	17.691M	22.75M	17.716M
5745MHz	Pass	500k	17.3M	17.791M	17.275M	17.816M
5785MHz	Pass	500k	17.525M	17.691M	17.3M	17.766M
5825MHz	Pass	500k	17.525M	17.741M	17.325M	17.766M
802.11n HT40_Nss1,(MCS0)_2TX	-	-	-	-	-	-
5190MHz	Pass	Inf	39.75M	36.132M	42.5M	36.082M
5230MHz	Pass	Inf	45M	36.182M	51.9M	36.182M
5270MHz	Pass	Inf	42.15M	36.082M	44.85M	36.082M
5310MHz	Pass	Inf	39.55M	36.082M	42.7M	36.132M
5510MHz	Pass	Inf	39.8M	36.132M	46.05M	36.082M
5550MHz	Pass	Inf	44.65M	36.132M	44.95M	36.182M
5670MHz	Pass	Inf	49M	36.232M	62.3M	36.082M
5755MHz	Pass	500k	35.05M	36.232M	35.8M	36.282M
5795MHz	Pass	500k	35M	36.132M	35.4M	36.282M

Port X-N dB = Port **X** 6dB down bandwidth for 5.725-5.85GHz band / 26dB down bandwidth for other band
Port X-OBW = Port **X** 99% occupied bandwidth;

802.11a_Nss1,(6Mbps)_1TX — EBW

5180MHz

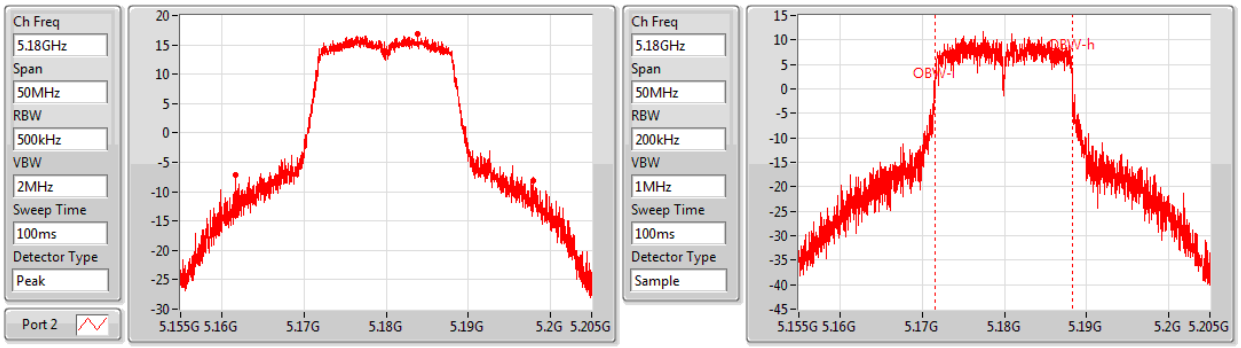

26dB(Hz)	Fl-26dB(Hz)	Fh-26dB(Hz)	OBW(Hz)	Fl-OBW(Hz)	Fh-OBW(Hz)	Limit(Hz)	Port
36.225M	5.16165G	5.197875G	16.717M	5.171579G	5.188296G	Inf	2

802.11a_Nss1,(6Mbps)_1TX — EBW

5200MHz

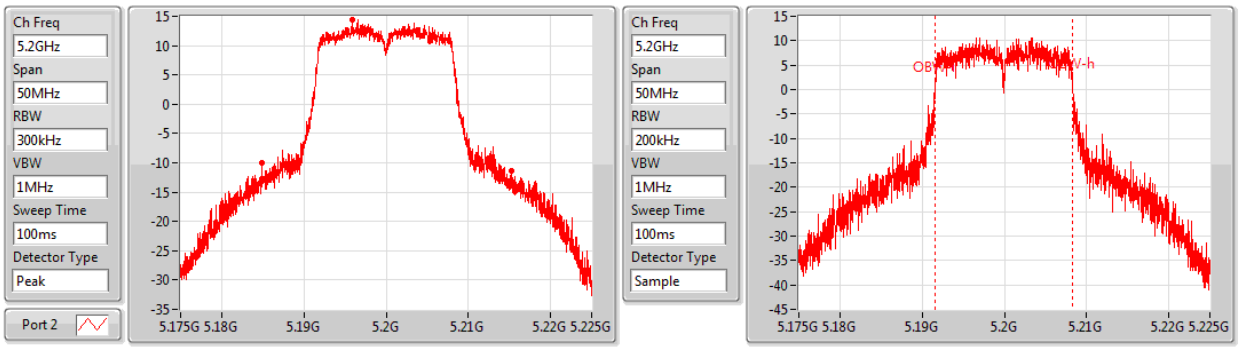

26dB(Hz)	Fl-26dB(Hz)	Fh-26dB(Hz)	OBW(Hz)	Fl-OBW(Hz)	Fh-OBW(Hz)	Limit(Hz)	Port
30.4M	5.18485G	5.21525G	16.767M	5.191579G	5.208346G	Inf	2

802.11a_Nss1,(6Mbps)_1TX — EBW

5240MHz

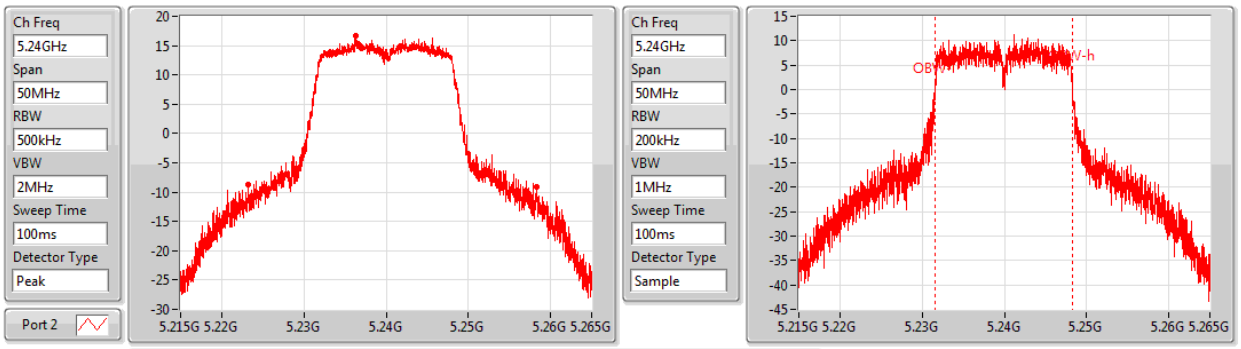

26dB(Hz)	Fl-26dB(Hz)	Fh-26dB(Hz)	OBW(Hz)	Fl-OBW(Hz)	Fh-OBW(Hz)	Limit(Hz)	Port
35.175M	5.223175G	5.25835G	16.742M	5.231554G	5.248296G	Inf	2

802.11a_Nss1,(6Mbps)_1TX — EBW

5260MHz

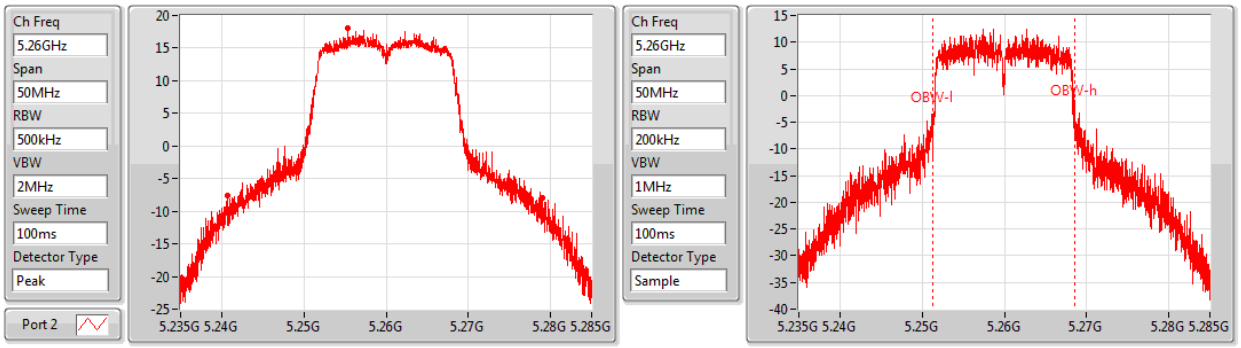

26dB(Hz)	Fl-26dB(Hz)	Fh-26dB(Hz)	OBW(Hz)	Fl-OBW(Hz)	Fh-OBW(Hz)	Limit(Hz)	Port
38.275M	5.2407G	5.278975G	17.266M	5.251329G	5.268596G	Inf	2

802.11a_Nss1,(6Mbps)_1TX — EBW

5300MHz

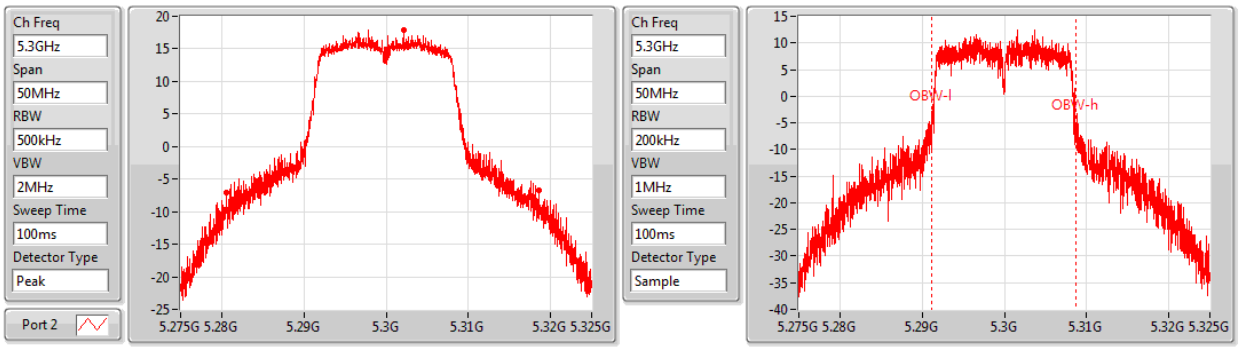

26dB(Hz)	Fl-26dB(Hz)	Fh-26dB(Hz)	OBW(Hz)	Fl-OBW(Hz)	Fh-OBW(Hz)	Limit(Hz)	Port
37.975M	5.280625G	5.3186G	17.466M	5.291179G	5.308646G	Inf	2

802.11a_Nss1,(6Mbps)_1TX — EBW

5320MHz

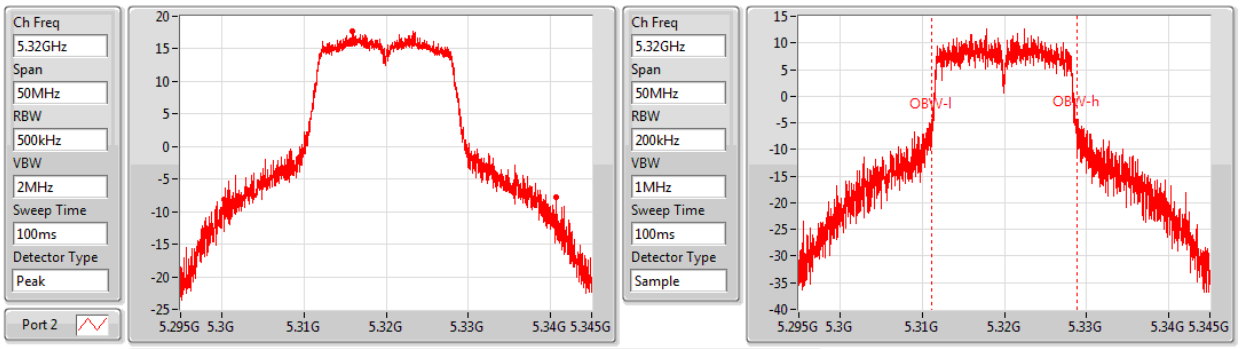

26dB(Hz)	Fl-26dB(Hz)	Fh-26dB(Hz)	OBW(Hz)	Fl-OBW(Hz)	Fh-OBW(Hz)	Limit(Hz)	Port
40.425M	5.300225G	5.34065G	17.716M	5.311129G	5.328846G	Inf	2

802.11a_Nss1,(6Mbps)_1TX — EBW

5500MHz

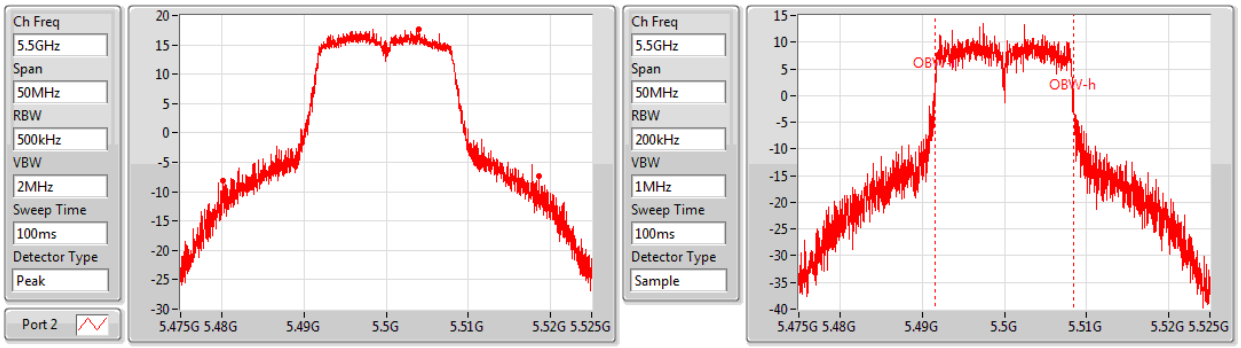

26dB(Hz)	Fl-26dB(Hz)	Fh-26dB(Hz)	OBW(Hz)	Fl-OBW(Hz)	Fh-OBW(Hz)	Limit(Hz)	Port
38.425M	5.48015G	5.518575G	16.842M	5.491529G	5.508371G	Inf	2

802.11a_Nss1,(6Mbps)_1TX — EBW

5580MHz

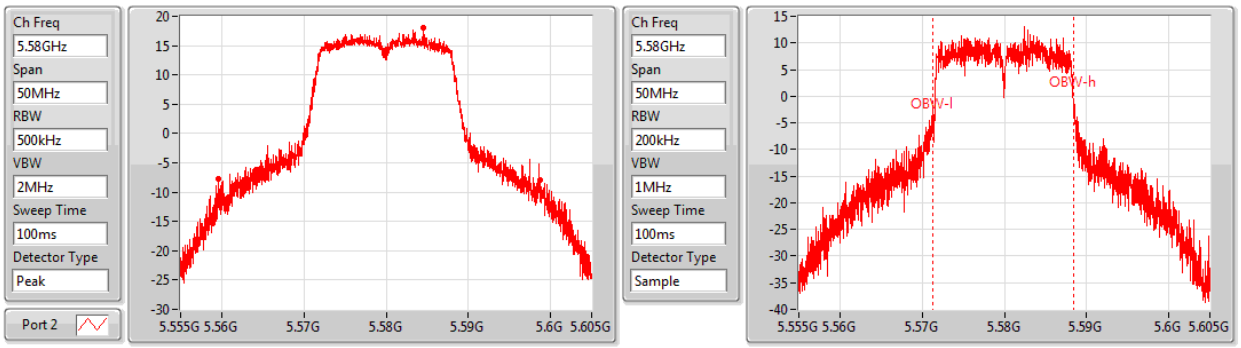

26dB(Hz)	Fl-26dB(Hz)	Fh-26dB(Hz)	OBW(Hz)	Fl-OBW(Hz)	Fh-OBW(Hz)	Limit(Hz)	Port
39.025M	5.55965G	5.598675G	17.141M	5.571329G	5.588471G	Inf	2

802.11a_Nss1,(6Mbps)_1TX — EBW

5700MHz

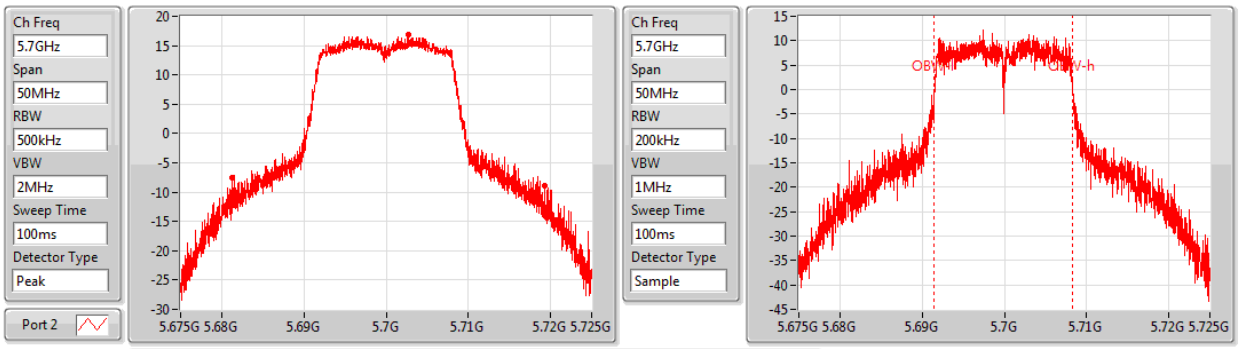

26dB(Hz)	Fl-26dB(Hz)	Fh-26dB(Hz)	OBW(Hz)	Fl-OBW(Hz)	Fh-OBW(Hz)	Limit(Hz)	Port
38M	5.681225G	5.719225G	16.892M	5.691454G	5.708346G	Inf	2

802.11a_Nss1,(6Mbps)_1TX — EBW

5745MHz

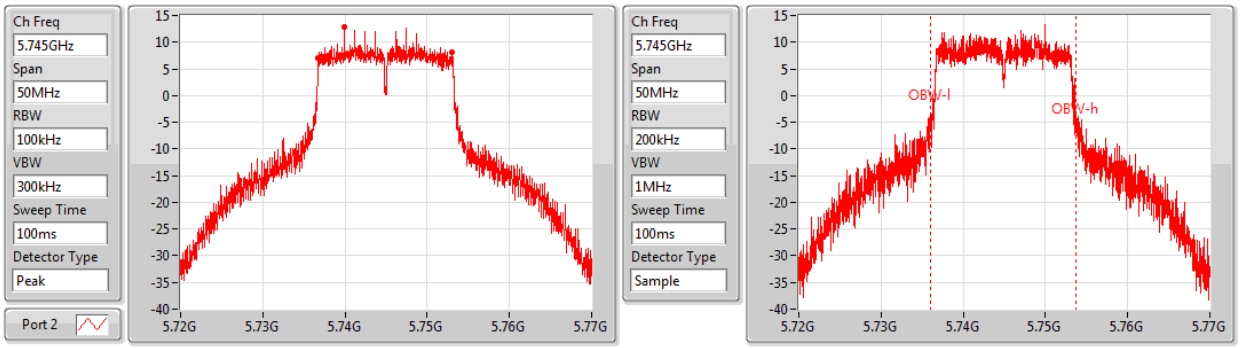

6dB(Hz)	Fl-6dB(Hz)	Fh-6dB(Hz)	OBW(Hz)	Fl-OBW(Hz)	Fh-OBW(Hz)	Limit(Hz)	Port
16.3M	5.736775G	5.753075G	17.666M	5.736079G	5.753746G	500k	2

802.11a_Nss1,(6Mbps)_1TX — EBW

5785MHz

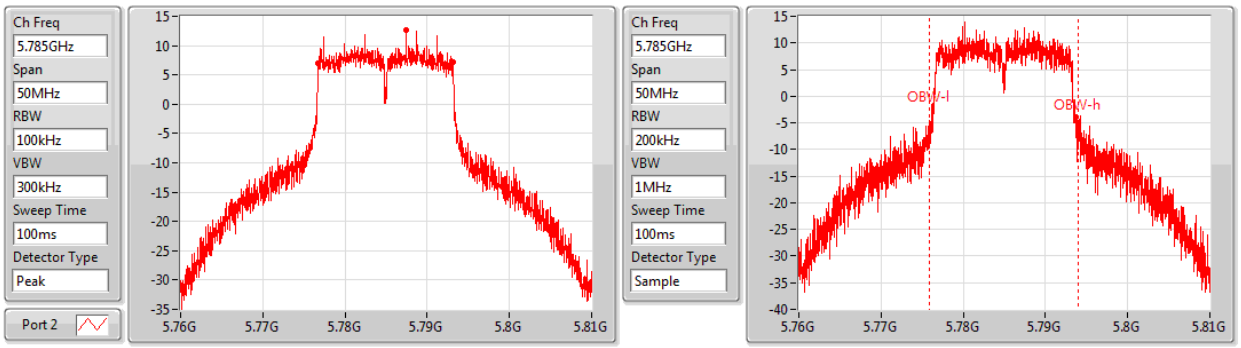

6dB(Hz)	Fl-6dB(Hz)	Fh-6dB(Hz)	OBW(Hz)	Fl-OBW(Hz)	Fh-OBW(Hz)	Limit(Hz)	Port
16.325M	5.776775G	5.7931G	18.066M	5.775905G	5.793971G	500k	2

802.11a_Nss1,(6Mbps)_1TX — EBW

5825MHz

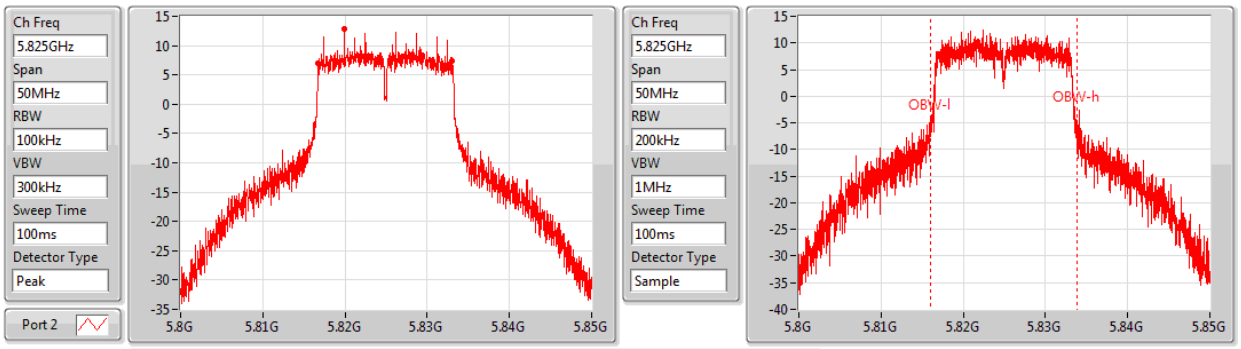

6dB(Hz)	Fl-6dB(Hz)	Fh-6dB(Hz)	OBW(Hz)	Fl-OBW(Hz)	Fh-OBW(Hz)	Limit(Hz)	Port
16.3M	5.816775G	5.833075G	17.841M	5.81598G	5.833821G	500k	2

802.11n HT20_Nss1,(MCS0)_2TX — EBW

5180MHz

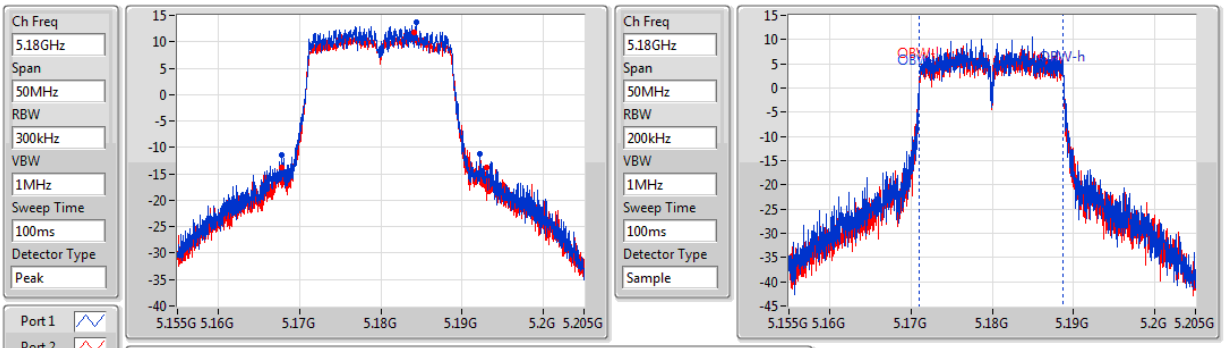

26dB(Hz)	Fl-26dB(Hz)	Fh-26dB(Hz)	OBW(Hz)	Fl-OBW(Hz)	Fh-OBW(Hz)	Limit(Hz)	Port
24.425M	5.1678G	5.192225G	17.691M	5.171079G	5.188771G	Inf	1
25.25M	5.167775G	5.193025G	17.691M	5.171079G	5.188771G	Inf	2

802.11n HT20_Nss1,(MCS0)_2TX — EBW

5200MHz

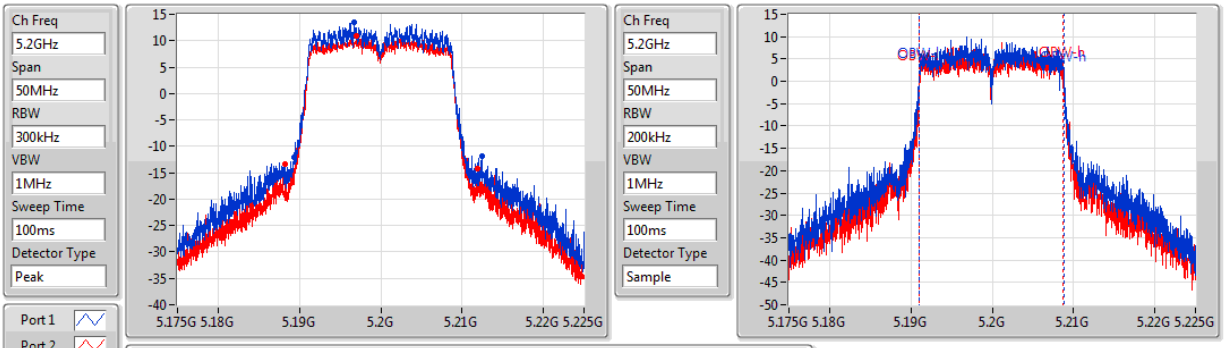

26dB(Hz)	Fl-26dB(Hz)	Fh-26dB(Hz)	OBW(Hz)	Fl-OBW(Hz)	Fh-OBW(Hz)	Limit(Hz)	Port
23.2M	5.1893G	5.2125G	17.741M	5.191054G	5.208796G	Inf	1
23.675M	5.188275G	5.21195G	17.666M	5.191079G	5.208746G	Inf	2

802.11n HT20_Nss1,(MCS0)_2TX — EBW

5240MHz

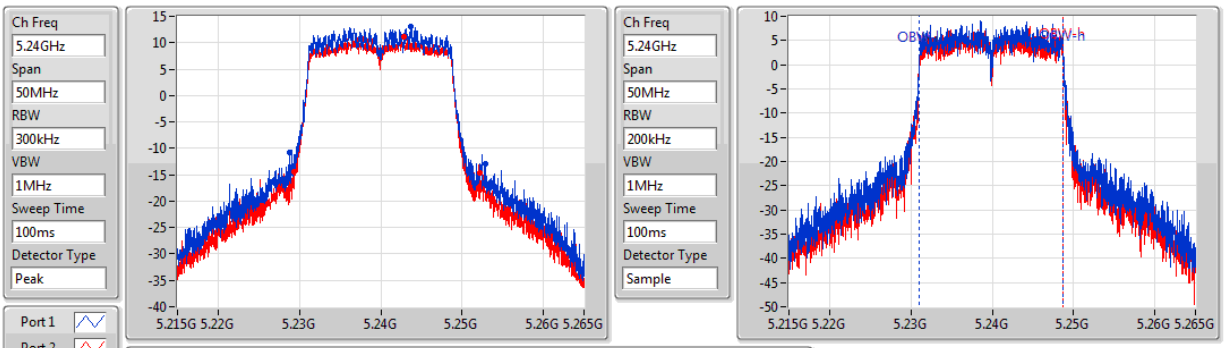

26dB(Hz)	Fl-26dB(Hz)	Fh-26dB(Hz)	OBW(Hz)	Fl-OBW(Hz)	Fh-OBW(Hz)	Limit(Hz)	Port
23.975M	5.22885G	5.252825G	17.691M	5.231079G	5.248771G	Inf	1
22.775M	5.2294G	5.252175G	17.666M	5.231079G	5.248746G	Inf	2

TEL : 886-3-327-3456

FAX : 886-3-327-0973

802.11n HT20_Nss1,(MCS0)_2TX — EBW

5260MHz

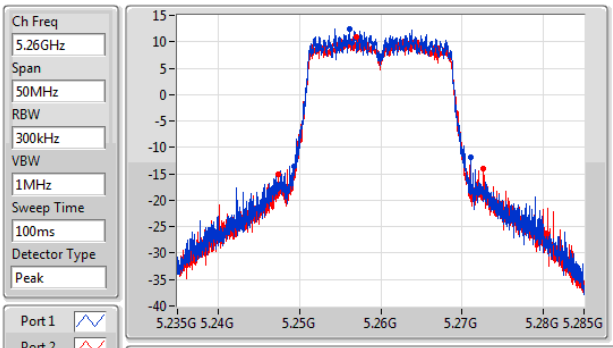

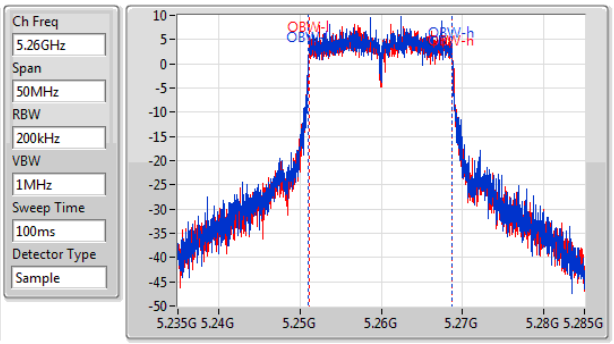

26dB(Hz)	Fl-26dB(Hz)	Fh-26dB(Hz)	OBW(Hz)	Fl-OBW(Hz)	Fh-OBW(Hz)	Limit(Hz)	Port
21.7M	5.24935G	5.27105G	17.666M	5.251079G	5.268746G	Inf	1
25.275M	5.24735G	5.272625G	17.641M	5.251104G	5.268746G	Inf	2

802.11n HT20_Nss1,(MCS0)_2TX — EBW

5300MHz

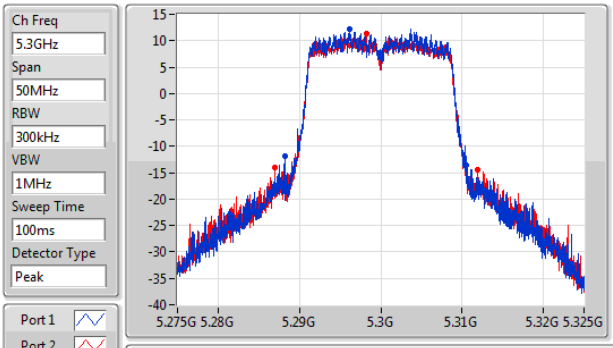

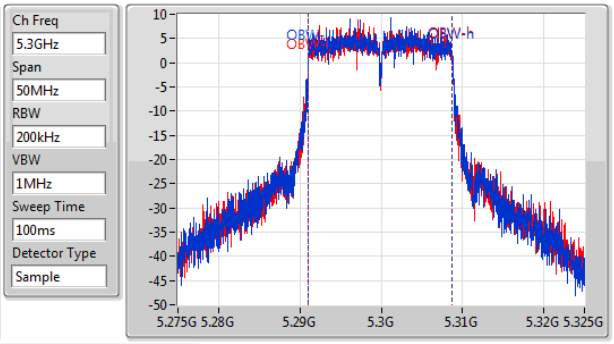

26dB(Hz)	Fl-26dB(Hz)	Fh-26dB(Hz)	OBW(Hz)	Fl-OBW(Hz)	Fh-OBW(Hz)	Limit(Hz)	Port
22.275M	5.288175G	5.31045G	17.691M	5.291079G	5.308771G	Inf	1
24.9M	5.286975G	5.311875G	17.691M	5.291054G	5.308746G	Inf	2

802.11n HT20_Nss1,(MCS0)_2TX — EBW

5320MHz

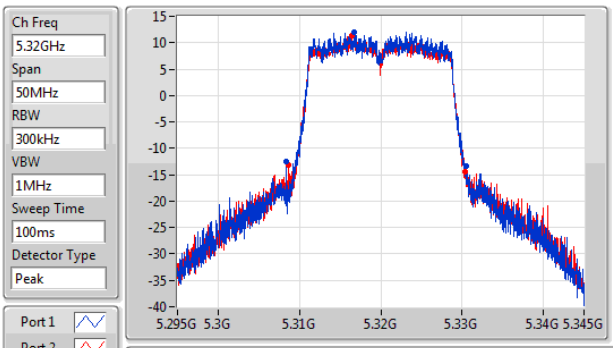

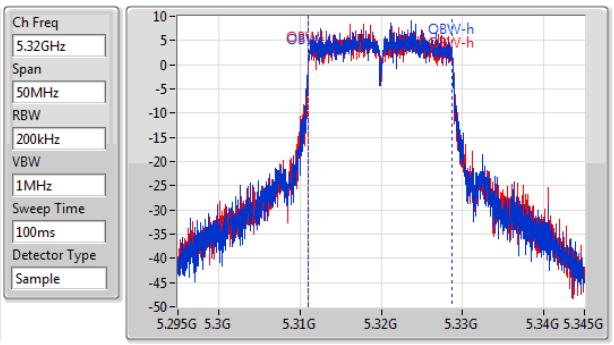

26dB(Hz)	Fl-26dB(Hz)	Fh-26dB(Hz)	OBW(Hz)	Fl-OBW(Hz)	Fh-OBW(Hz)	Limit(Hz)	Port
22.025M	5.308425G	5.33045G	17.691M	5.311054G	5.328746G	Inf	1
21.75M	5.30865G	5.3304G	17.691M	5.311079G	5.328771G	Inf	2

802.11n HT20_Nss1,(MCS0)_2TX — EBW

5500MHz

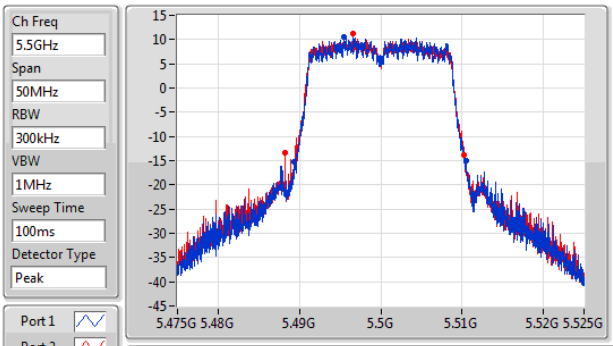

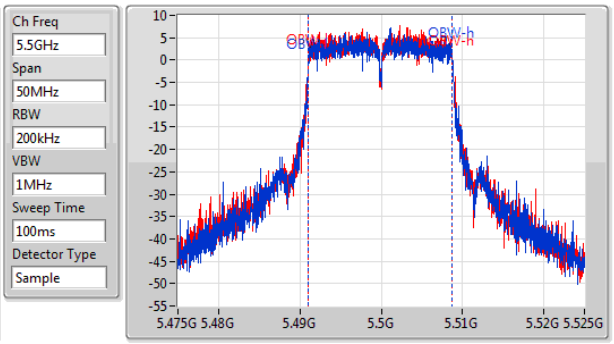

26dB(Hz)	Fl-26dB(Hz)	Fh-26dB(Hz)	OBW(Hz)	Fl-OBW(Hz)	Fh-OBW(Hz)	Limit(Hz)	Port
21.25M	5.4893G	5.51055G	17.666M	5.491079G	5.508746G	Inf	1
22.025M	5.488275G	5.5103G	17.666M	5.491079G	5.508746G	Inf	2

802.11n HT20_Nss1,(MCS0)_2TX — EBW

5580MHz

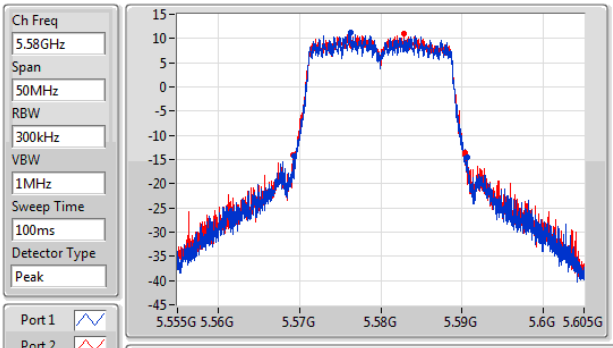

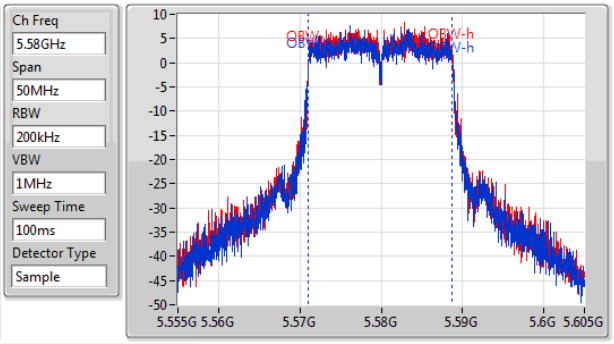

26dB(Hz)	Fl-26dB(Hz)	Fh-26dB(Hz)	OBW(Hz)	Fl-OBW(Hz)	Fh-OBW(Hz)	Limit(Hz)	Port
21.325M	5.569375G	5.5907G	17.691M	5.571079G	5.588771G	Inf	1
21.225M	5.56915G	5.590375G	17.691M	5.571079G	5.588771G	Inf	2

802.11n HT20_Nss1,(MCS0)_2TX — EBW

5700MHz

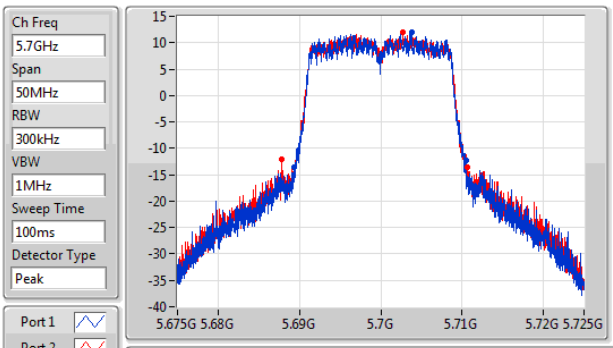

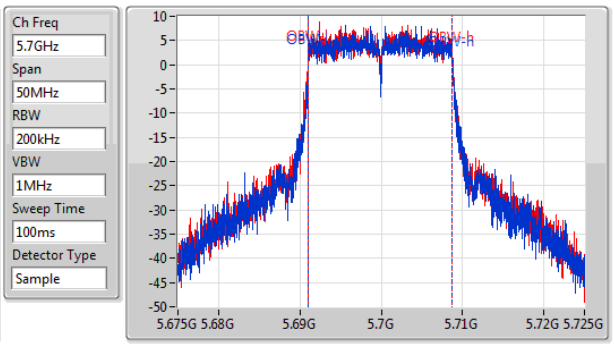

26dB(Hz)	Fl-26dB(Hz)	Fh-26dB(Hz)	OBW(Hz)	Fl-OBW(Hz)	Fh-OBW(Hz)	Limit(Hz)	Port
21.2M	5.6893G	5.7105G	17.691M	5.691079G	5.708771G	Inf	1
22.75M	5.687875G	5.710625G	17.716M	5.691054G	5.708771G	Inf	2

802.11n HT20_Nss1,(MCS0)_2TX — EBW

5745MHz

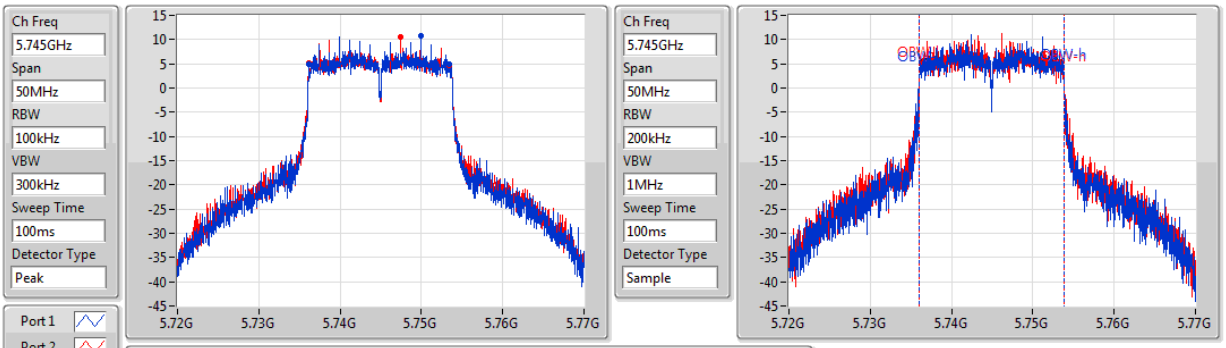

6dB(Hz)	Fl-6dB(Hz)	Fh-6dB(Hz)	OBW(Hz)	Fl-OBW(Hz)	Fh-OBW(Hz)	Limit(Hz)	Port
17.3M	5.736175G	5.753475G	17.791M	5.736004G	5.753796G	500k	1
17.275M	5.736175G	5.75345G	17.816M	5.736004G	5.753821G	500k	2

802.11n HT20_Nss1,(MCS0)_2TX — EBW

5785MHz

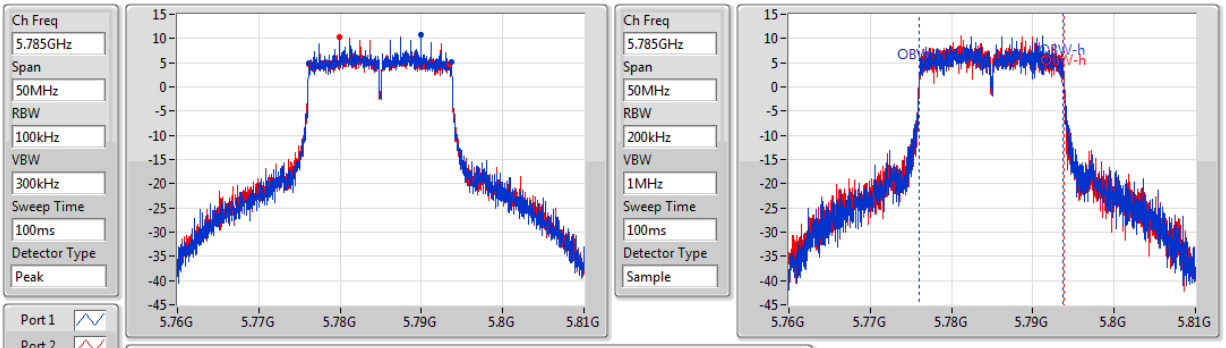

6dB(Hz)	Fl-6dB(Hz)	Fh-6dB(Hz)	OBW(Hz)	Fl-OBW(Hz)	Fh-OBW(Hz)	Limit(Hz)	Port
17.525M	5.77615G	5.793675G	17.691M	5.776079G	5.793771G	500k	1
17.3M	5.776175G	5.793475G	17.766M	5.776054G	5.793821G	500k	2

802.11n HT20_Nss1,(MCS0)_2TX — EBW

5825MHz

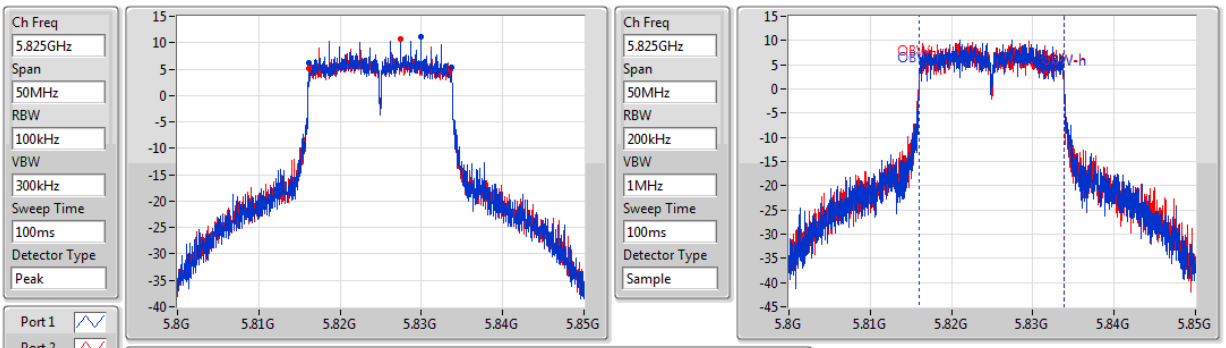

6dB(Hz)	Fl-6dB(Hz)	Fh-6dB(Hz)	OBW(Hz)	Fl-OBW(Hz)	Fh-OBW(Hz)	Limit(Hz)	Port
17.525M	5.816175G	5.8337G	17.741M	5.816054G	5.833796G	500k	1
17.325M	5.816175G	5.8335G	17.766M	5.816029G	5.833796G	500k	2

TEL : 886-3-327-3456

FAX : 886-3-327-0973

802.11n HT40_Nss1,(MCS0)_2TX — EBW

5190MHz

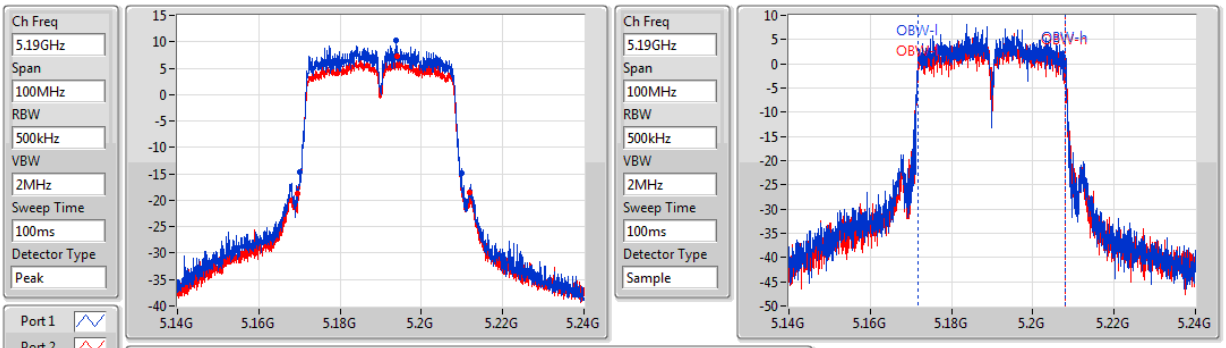

26dB(Hz)	Fl-26dB(Hz)	Fh-26dB(Hz)	OBW(Hz)	Fl-OBW(Hz)	Fh-OBW(Hz)	Limit(Hz)	Port
39.75M	5.1702G	5.20995G	36.132M	5.171859G	5.207991G	Inf	1
42.5M	5.1695G	5.212G	36.082M	5.171859G	5.207941G	Inf	2

802.11n HT40_Nss1,(MCS0)_2TX — EBW

5230MHz

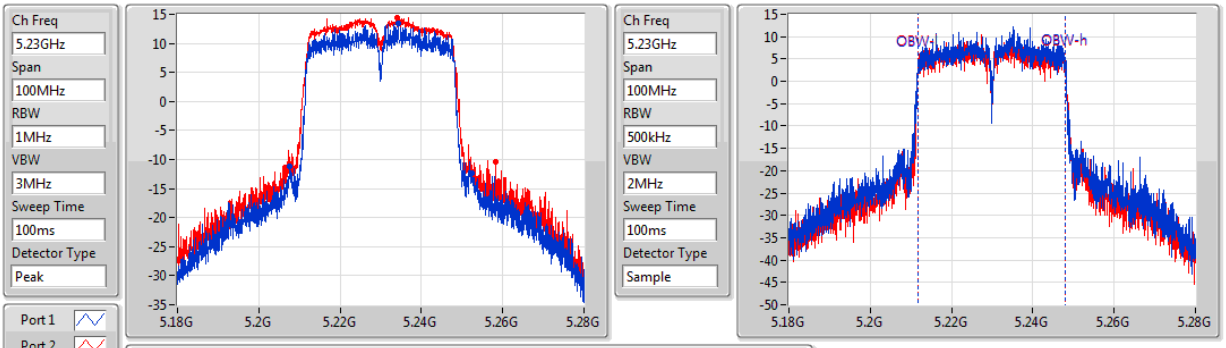

26dB(Hz)	Fl-26dB(Hz)	Fh-26dB(Hz)	OBW(Hz)	Fl-OBW(Hz)	Fh-OBW(Hz)	Limit(Hz)	Port
45M	5.2075G	5.2525G	36.182M	5.211809G	5.247991G	Inf	1
51.9M	5.20645G	5.25835G	36.182M	5.211809G	5.247991G	Inf	2

802.11n HT40_Nss1,(MCS0)_2TX — EBW

5270MHz

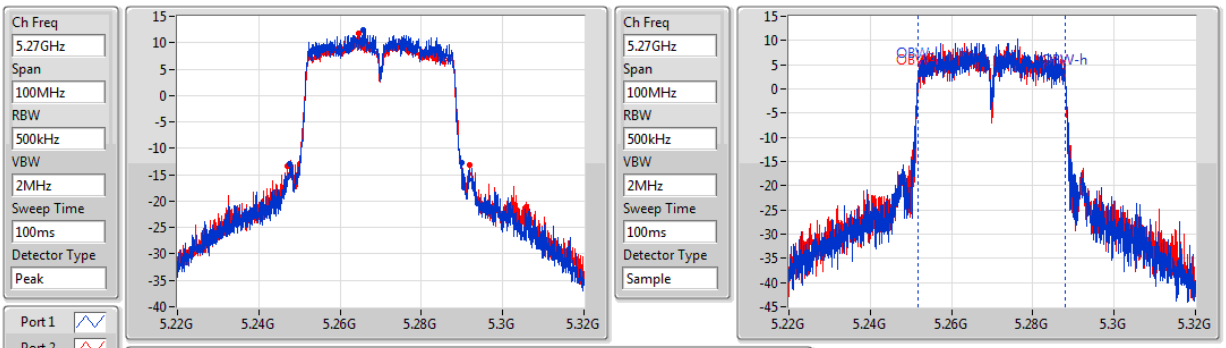

26dB(Hz)	Fl-26dB(Hz)	Fh-26dB(Hz)	OBW(Hz)	Fl-OBW(Hz)	Fh-OBW(Hz)	Limit(Hz)	Port
42.15M	5.24765G	5.2898G	36.082M	5.251809G	5.287891G	Inf	1
44.85M	5.247G	5.29185G	36.082M	5.251859G	5.287941G	Inf	2

802.11n HT40_Nss1,(MCS0)_2TX EBW

5310MHz

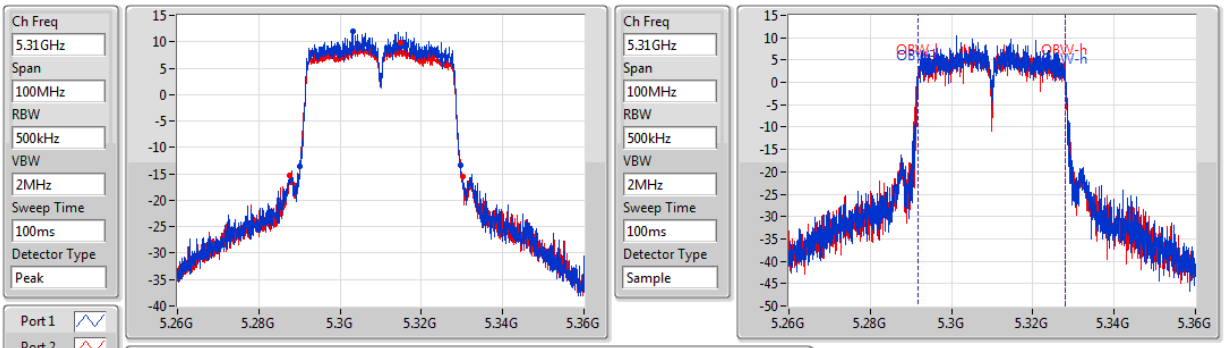

26dB(Hz)	Fl-26dB(Hz)	Fh-26dB(Hz)	OBW(Hz)	Fl-OBW(Hz)	Fh-OBW(Hz)	Limit(Hz)	Port
39.55M	5.29015G	5.3297G	36.082M	5.291859G	5.327941G	Inf	1
42.7M	5.2875G	5.3302G	36.132M	5.291809G	5.327941G	Inf	2

802.11n HT40_Nss1,(MCS0)_2TX EBW

5510MHz

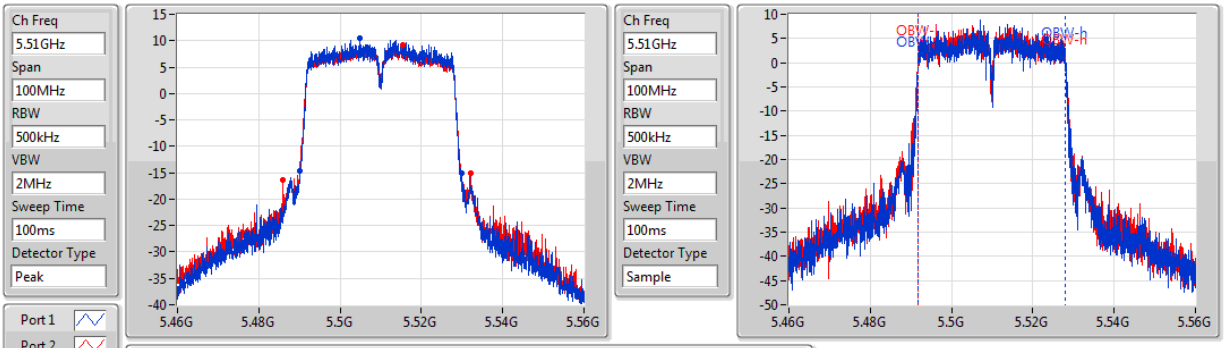

26dB(Hz)	Fl-26dB(Hz)	Fh-26dB(Hz)	OBW(Hz)	Fl-OBW(Hz)	Fh-OBW(Hz)	Limit(Hz)	Port
39.8M	5.4901G	5.5299G	36.132M	5.491859G	5.527991G	Inf	1
46.05M	5.486G	5.53205G	36.082M	5.491859G	5.527941G	Inf	2

802.11n HT40_Nss1,(MCS0)_2TX EBW

5550MHz

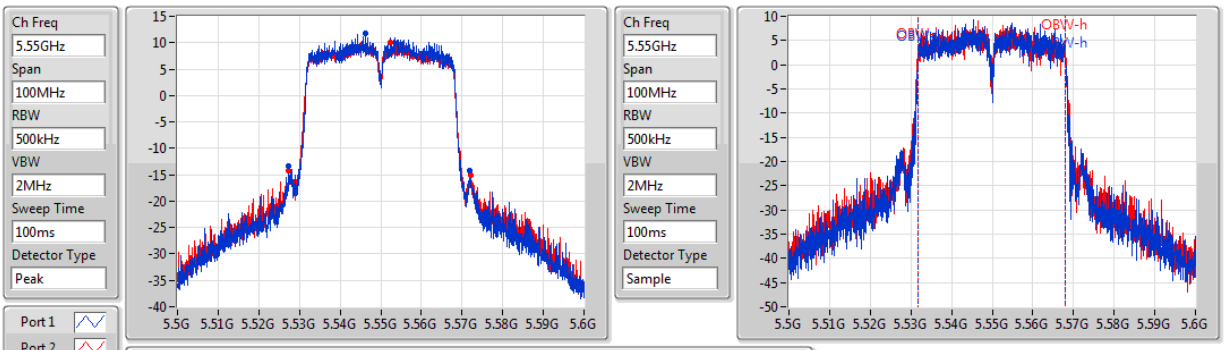

26dB(Hz)	Fl-26dB(Hz)	Fh-26dB(Hz)	OBW(Hz)	Fl-OBW(Hz)	Fh-OBW(Hz)	Limit(Hz)	Port
44.65M	5.52735G	5.572G	36.132M	5.531809G	5.567941G	Inf	1
44.95M	5.52725G	5.5722G	36.182M	5.531809G	5.567991G	Inf	2

802.11n HT40_Nss1,(MCS0)_2TX EBW

5670MHz

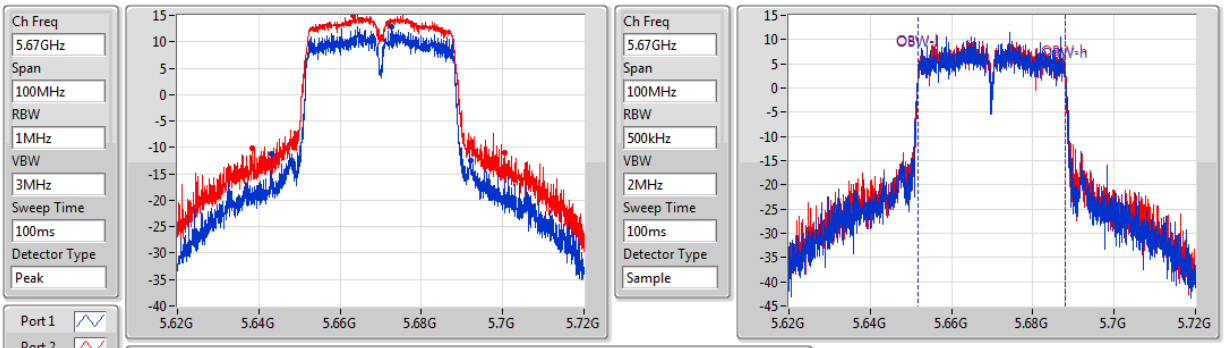

26dB(Hz)	Fl-26dB(Hz)	Fh-26dB(Hz)	OBW(Hz)	Fl-OBW(Hz)	Fh-OBW(Hz)	Limit(Hz)	Port
49M	5.6431G	5.6921G	36.232M	5.651759G	5.687991G	Inf	1
62.3M	5.6383G	5.7006G	36.082M	5.651859G	5.687941G	Inf	2

802.11n HT40_Nss1,(MCS0)_2TX EBW

5755MHz

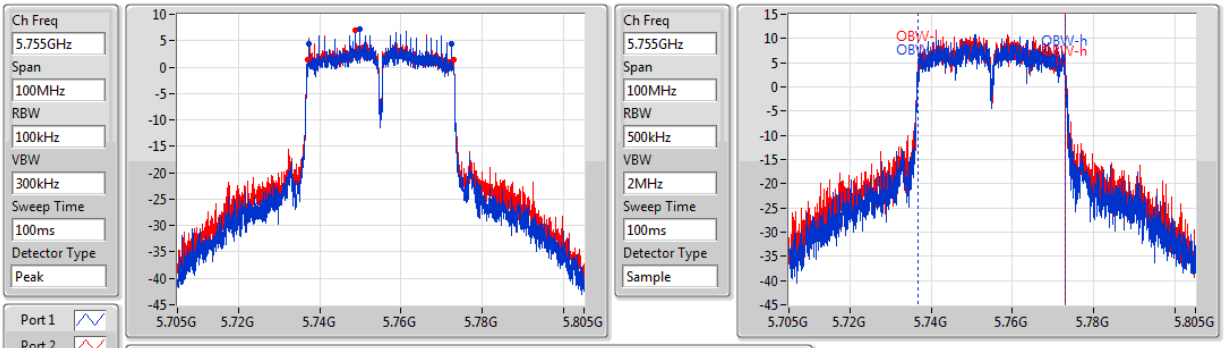

6dB(Hz)	Fl-6dB(Hz)	Fh-6dB(Hz)	OBW(Hz)	Fl-OBW(Hz)	Fh-OBW(Hz)	Limit(Hz)	Port
35.05M	5.7374G	5.77245G	36.232M	5.736809G	5.773041G	500k	1
35.8M	5.73705G	5.77285G	36.282M	5.736709G	5.772991G	500k	2

802.11n HT40_Nss1,(MCS0)_2TX EBW

5795MHz

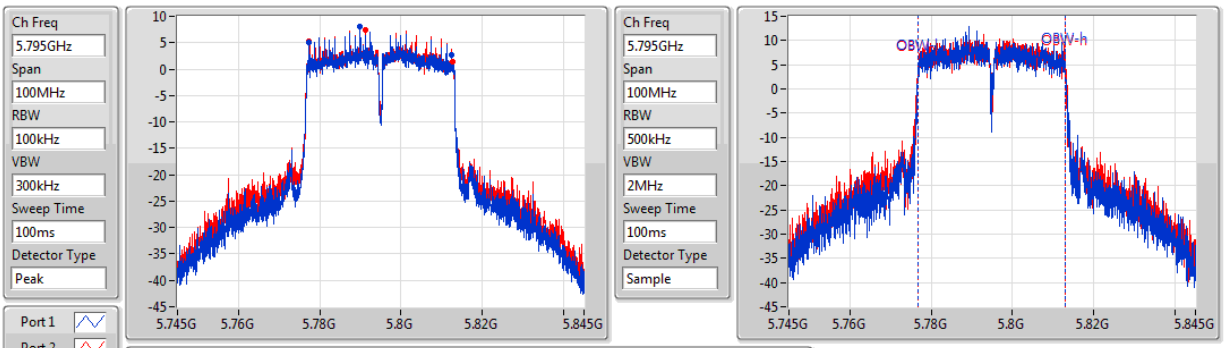

6dB(Hz)	Fl-6dB(Hz)	Fh-6dB(Hz)	OBW(Hz)	Fl-OBW(Hz)	Fh-OBW(Hz)	Limit(Hz)	Port
35M	5.7774G	5.8124G	36.132M	5.776859G	5.812991G	500k	1
35.4M	5.7774G	5.8128G	36.282M	5.776759G	5.813041G	500k	2

Summary

Mode	Total Power (dBm)	Total Power (W)
5.15-5.25GHz	-	-
802.11a_Nss1,(6Mbps)_1TX	22.05	0.16032
802.11n HT20_Nss1,(MCS0)_2TX	23.07	0.20277
802.11n HT40_Nss1,(MCS0)_2TX	22.31	0.17022
5.25-5.35GHz	-	-
802.11a_Nss1,(6Mbps)_1TX	23.07	0.20277
802.11n HT20_Nss1,(MCS0)_2TX	21.96	0.15704
802.11n HT40_Nss1,(MCS0)_2TX	21.93	0.15596
5.47-5.725GHz	-	-
802.11a_Nss1,(6Mbps)_1TX	22.81	0.19099
802.11n HT20_Nss1,(MCS0)_2TX	22.41	0.17418
802.11n HT40_Nss1,(MCS0)_2TX	22.55	0.17989
5.725-5.85GHz	-	-
802.11a_Nss1,(6Mbps)_1TX	23.17	0.20749
802.11n HT20_Nss1,(MCS0)_2TX	23.87	0.24378
802.11n HT40_Nss1,(MCS0)_2TX	23.58	0.22803

Result

Mode	Result	DG (dBi)	Port 1 (dBm)	Port 2 (dBm)	Total Power (dBm)	Power Limit (dBm)
802.11a_Nss1,(6Mbps)_1TX	-	-	-	-	-	-
5180MHz	Pass	4.20		21.75	21.75	23.98
5200MHz	Pass	4.20		22.05	22.05	23.98
5240MHz	Pass	4.20		21.85	21.85	23.98
5260MHz	Pass	3.60		23.01	23.01	23.98
5300MHz	Pass	3.60		23.06	23.06	23.98
5320MHz	Pass	3.60		23.07	23.07	23.98
5500MHz	Pass	4.00		22.72	22.72	23.98
5580MHz	Pass	4.00		22.81	22.81	23.98
5700MHz	Pass	3.10		22.45	22.45	23.98
5745MHz	Pass	3.10		23.09	23.09	30.00
5785MHz	Pass	3.90		23.17	23.17	30.00
5825MHz	Pass	4.20		23.14	23.14	30.00
802.11n HT20_Nss1,(MCS0)_2TX	-	-	-	-	-	-
5180MHz	Pass	4.20	20.06	20.05	23.07	23.98
5200MHz	Pass	4.20	19.83	19.66	22.76	23.98
5240MHz	Pass	4.20	20.27	19.27	22.81	23.98
5260MHz	Pass	5.00	18.99	18.90	21.96	23.98
5300MHz	Pass	5.00	18.94	18.88	21.92	23.98
5320MHz	Pass	5.00	19.28	18.60	21.96	23.98
5500MHz	Pass	5.90	17.87	18.25	21.07	23.98
5580MHz	Pass	5.20	18.28	18.95	21.64	23.98
5700MHz	Pass	4.40	19.17	19.61	22.41	23.98
5745MHz	Pass	4.40	20.81	20.89	23.86	30.00
5785MHz	Pass	3.90	20.87	20.82	23.86	30.00
5825MHz	Pass	4.20	20.88	20.84	23.87	30.00
802.11n HT40_Nss1,(MCS0)_2TX	-	-	-	-	-	-
5190MHz	Pass	4.20	16.32	15.59	18.98	23.98
5230MHz	Pass	4.20	19.64	18.94	22.31	23.98
5270MHz	Pass	5.00	19.06	18.78	21.93	23.98
5310MHz	Pass	5.00	17.92	18.33	21.14	23.98
5510MHz	Pass	5.90	16.93	17.94	20.47	23.98
5550MHz	Pass	5.90	17.65	18.23	20.96	23.98
5670MHz	Pass	4.40	19.32	19.75	22.55	23.98
5755MHz	Pass	3.90	20.11	20.9	23.53	30.00
5795MHz	Pass	3.90	20.24	20.87	23.58	30.00

DG = Directional Gain;**Port X** = Port X output power

Summary

Mode	PD (dBm/RBW)
5.15-5.25GHz	-
802.11a_Nss1,(6Mbps)_1TX	9.74
802.11n HT20_Nss1,(MCS0)_2TX	10.89
802.11n HT40_Nss1,(MCS0)_2TX	7.76
5.25-5.35GHz	-
802.11a_Nss1,(6Mbps)_1TX	10.89
802.11n HT20_Nss1,(MCS0)_2TX	9.89
802.11n HT40_Nss1,(MCS0)_2TX	7.08
5.47-5.725GHz	-
802.11a_Nss1,(6Mbps)_1TX	10.80
802.11n HT20_Nss1,(MCS0)_2TX	9.91
802.11n HT40_Nss1,(MCS0)_2TX	7.73
5.725-5.85GHz	-
802.11a_Nss1,(6Mbps)_1TX	9.59
802.11n HT20_Nss1,(MCS0)_2TX	10.32
802.11n HT40_Nss1,(MCS0)_2TX	7.25

RBW = 500kHz for 5.725-5.85GHz band / 1MHz for other band;

Result

Mode	Result	DG (dBi)	Port 1 (dBm/RBW)	Port 2 (dBm/RBW)	PD (dBm/RBW)	PD Limit (dBm/RBW)
802.11a_Nss1,(6Mbps)_1TX	-	-	-	-	-	-
5180MHz	Pass	4.20		9.63	9.63	11.00
5200MHz	Pass	4.20		9.74	9.74	11.00
5240MHz	Pass	4.20		9.66	9.66	11.00
5260MHz	Pass	3.60		10.89	10.89	11.00
5300MHz	Pass	3.60		10.77	10.77	11.00
5320MHz	Pass	3.60		10.82	10.82	11.00
5500MHz	Pass	4.00		10.48	10.48	11.00
5580MHz	Pass	4.00		10.80	10.80	11.00
5700MHz	Pass	3.10		10.19	10.19	11.00
5745MHz	Pass	3.10		9.46	9.46	29.80
5785MHz	Pass	3.90		9.59	9.59	29.80
5825MHz	Pass	4.20		9.55	9.55	29.80
802.11n HT20_Nss1,(MCS0)_2TX	-	-	-	-	-	-
5180MHz	Pass	5.70	8.22	7.54	10.89	11.00
5200MHz	Pass	5.70	8.24	6.80	10.55	11.00
5240MHz	Pass	5.70	8.03	6.79	10.41	11.00
5260MHz	Pass	5.40	7.19	6.66	9.89	11.00
5300MHz	Pass	5.40	6.95	6.58	9.72	11.00
5320MHz	Pass	5.40	6.91	6.54	9.71	11.00
5500MHz	Pass	5.20	5.46	5.85	8.67	11.00
5580MHz	Pass	5.20	5.99	6.53	9.23	11.00
5700MHz	Pass	5.20	6.79	7.21	9.91	11.00
5745MHz	Pass	6.20	6.96	7.10	9.98	29.80
5785MHz	Pass	6.20	7.17	7.09	10.04	29.80
5825MHz	Pass	6.20	7.43	7.40	10.32	29.80
802.11n HT40_Nss1,(MCS0)_2TX	-	-	-	-	-	-
5190MHz	Pass	5.70	1.36	0.46	3.83	11.00
5230MHz	Pass	5.70	5.27	4.33	7.76	11.00
5270MHz	Pass	5.40	4.07	4.33	7.08	11.00
5310MHz	Pass	5.40	3.28	3.21	6.15	11.00
5510MHz	Pass	5.20	2.00	2.59	5.26	11.00
5550MHz	Pass	5.20	2.79	3.31	6.04	11.00
5670MHz	Pass	5.20	4.61	4.97	7.73	11.00
5755MHz	Pass	6.20	3.97	4.40	7.13	29.80
5795MHz	Pass	6.20	4.00	4.53	7.25	29.80

DG = Directional Gain; **RBW** = 500kHz for 5.725-5.85GHz band / 1MHz for other band;
PD = trace bin-by-bin of each transmits port summing can be performed maximum power density; **Port X** = Port Xpower density;

802.11a_Nss1,(6Mbps)_1TX PSD

5180MHz

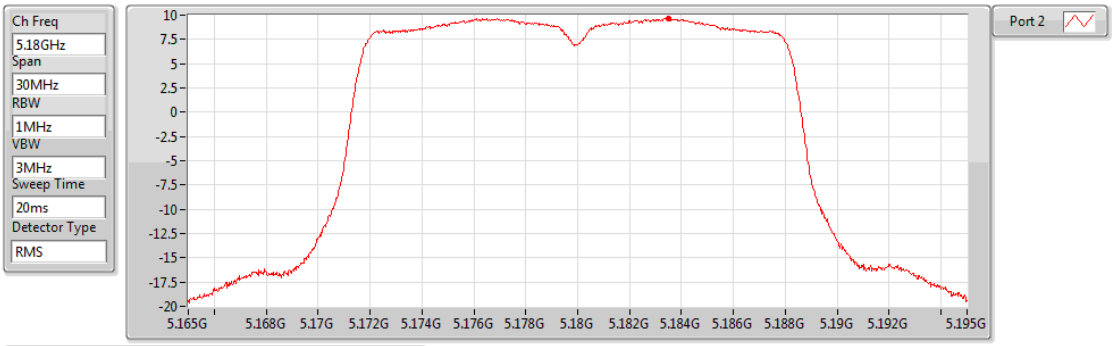

Sum	PD	Port 1	Port 2
(dBm/RBW)	(dBm/RBW)	(dBm/RBW)	(dBm/RBW)
9.63	9.63		9.63

802.11a_Nss1,(6Mbps)_1TX PSD

5200MHz

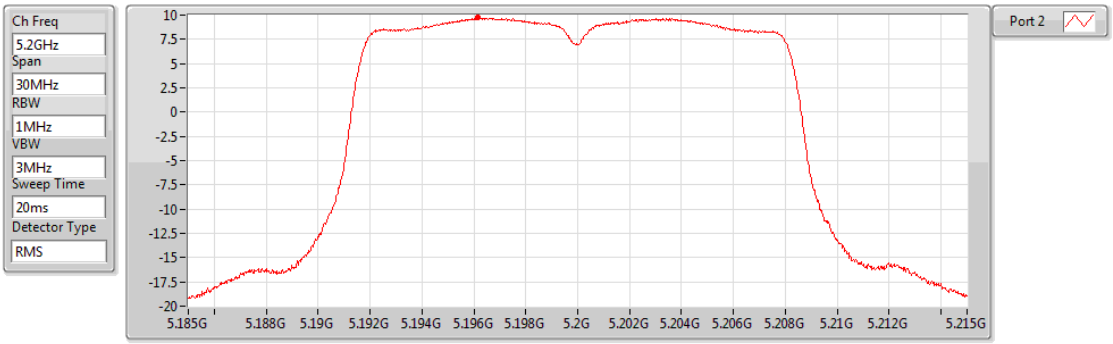

Sum	PD	Port 1	Port 2
(dBm/RBW)	(dBm/RBW)	(dBm/RBW)	(dBm/RBW)
9.74	9.74		9.74

802.11a_Nss1,(6Mbps)_1TX PSD

5240MHz

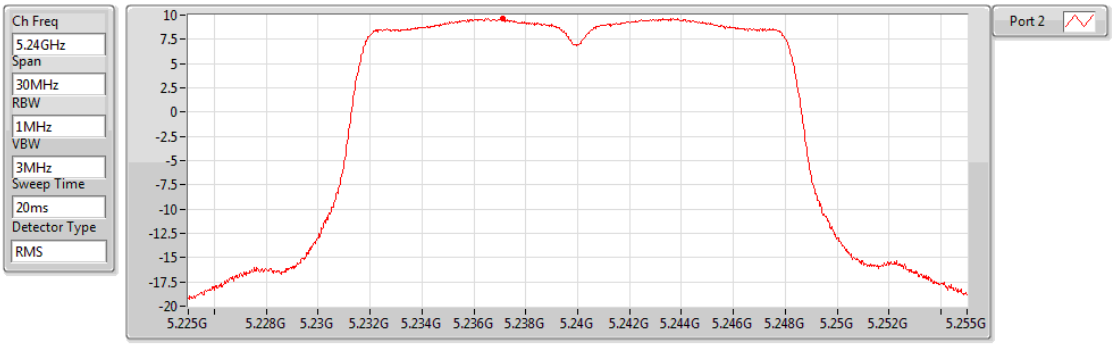

Sum	PD	Port 1	Port 2
(dBm/RBW)	(dBm/RBW)	(dBm/RBW)	(dBm/RBW)
9.66	9.66		9.66

802.11a_Nss1,(6Mbps)_1TX PSD

5260MHz

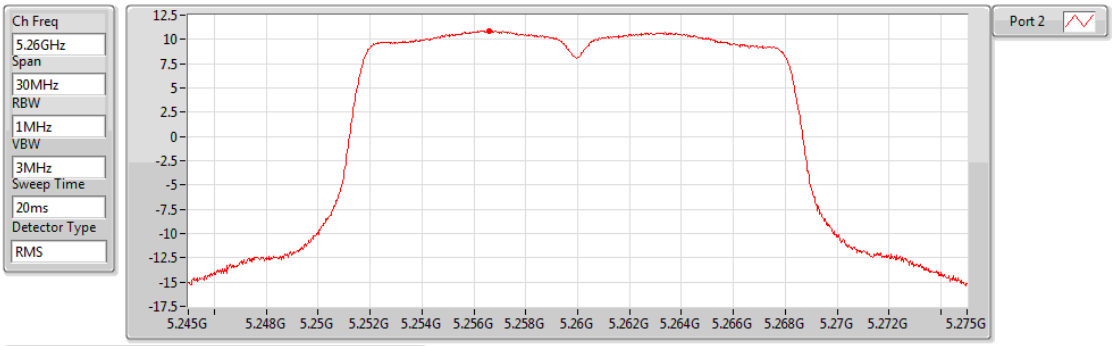

Sum	PD	Port 1	Port 2
(dBm/RBW)	(dBm/RBW)	(dBm/RBW)	(dBm/RBW)
10.89	10.89		10.89

802.11a_Nss1,(6Mbps)_1TX PSD

5300MHz

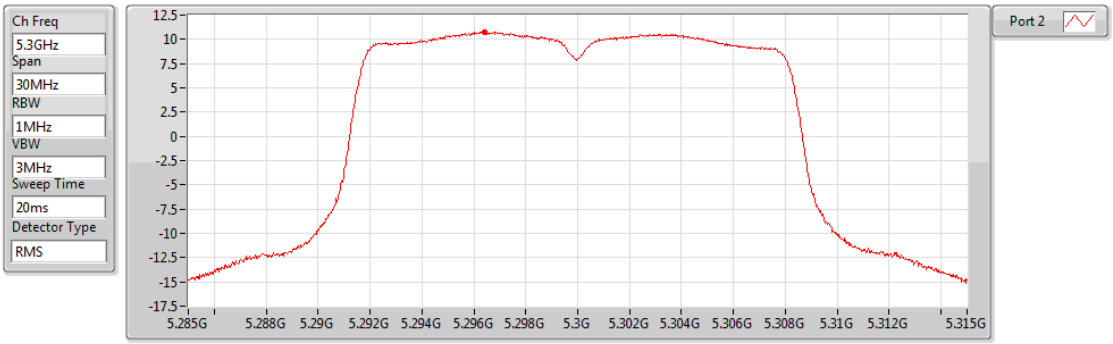

Sum	PD	Port 1	Port 2
(dBm/RBW)	(dBm/RBW)	(dBm/RBW)	(dBm/RBW)
10.77	10.77		10.77

802.11a_Nss1,(6Mbps)_1TX PSD

5320MHz

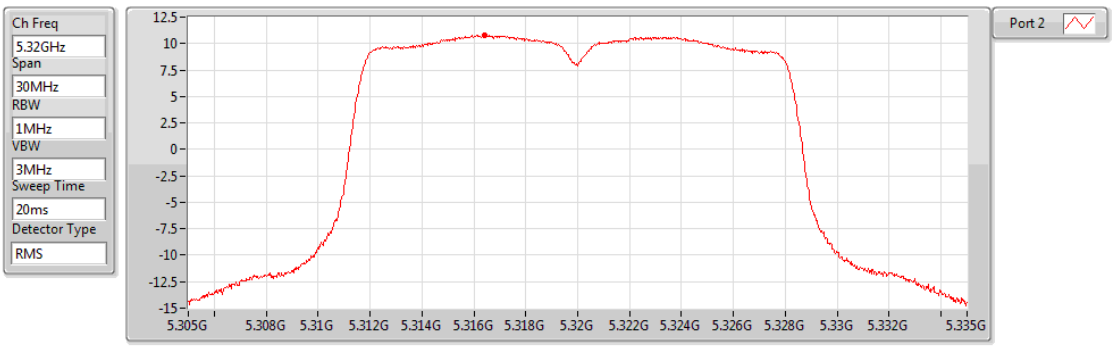

Sum	PD	Port 1	Port 2
(dBm/RBW)	(dBm/RBW)	(dBm/RBW)	(dBm/RBW)
10.82	10.82		10.82

802.11a_Nss1,(6Mbps)_1TX PSD

5500MHz

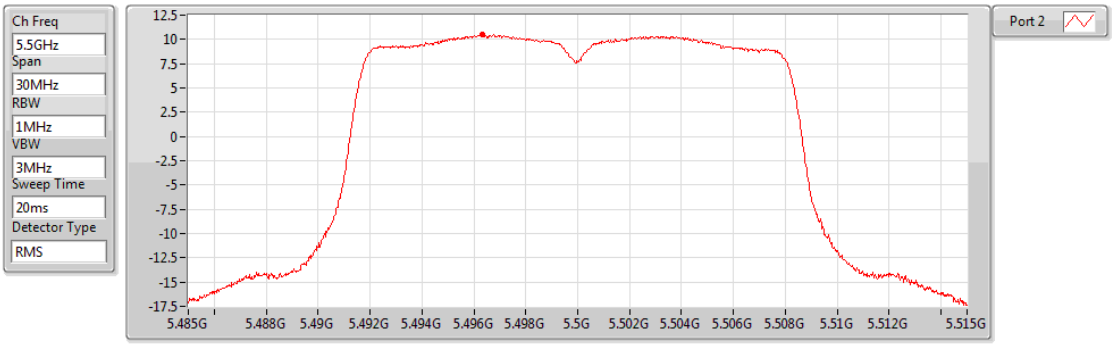

Sum	PD	Port 1	Port 2
(dBm/RBW)	(dBm/RBW)	(dBm/RBW)	(dBm/RBW)
10.48	10.48		10.48

802.11a_Nss1,(6Mbps)_1TX PSD

5580MHz

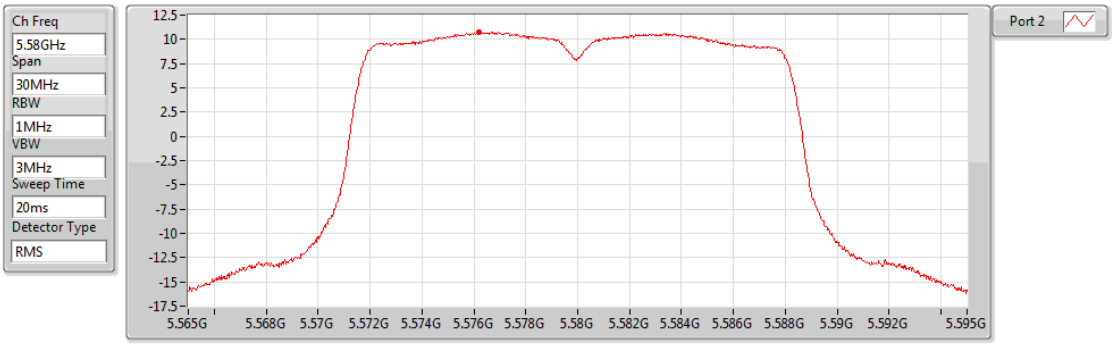

Sum	PD	Port 1	Port 2
(dBm/RBW)	(dBm/RBW)	(dBm/RBW)	(dBm/RBW)
10.80	10.80		10.80

802.11a_Nss1,(6Mbps)_1TX PSD

5700MHz

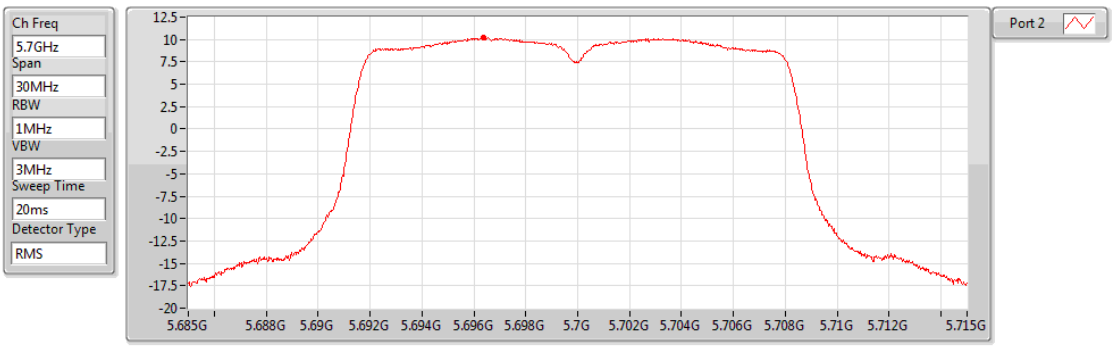

Sum	PD	Port 1	Port 2
(dBm/RBW)	(dBm/RBW)	(dBm/RBW)	(dBm/RBW)
10.19	10.19		10.19

802.11a_Nss1,(6Mbps)_1TX PSD

5745MHz

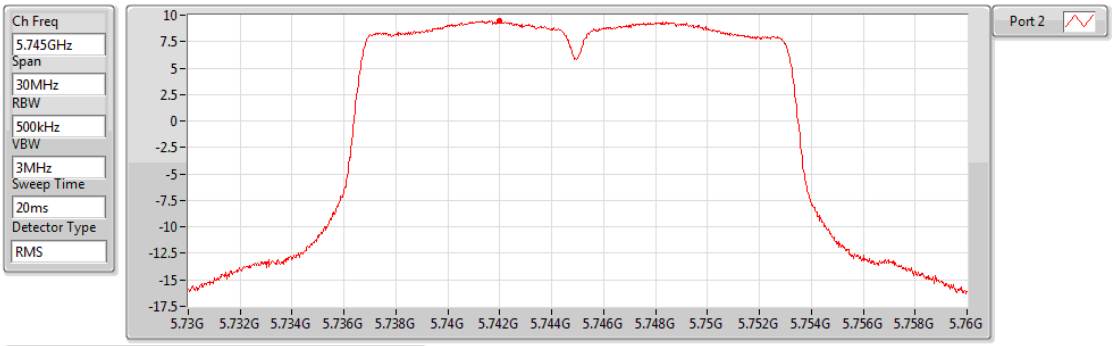

Sum	PD	Port 1	Port 2
(dBm/RBW)	(dBm/RBW)	(dBm/RBW)	(dBm/RBW)
9.46	9.46		9.46

802.11a_Nss1,(6Mbps)_1TX PSD

5785MHz

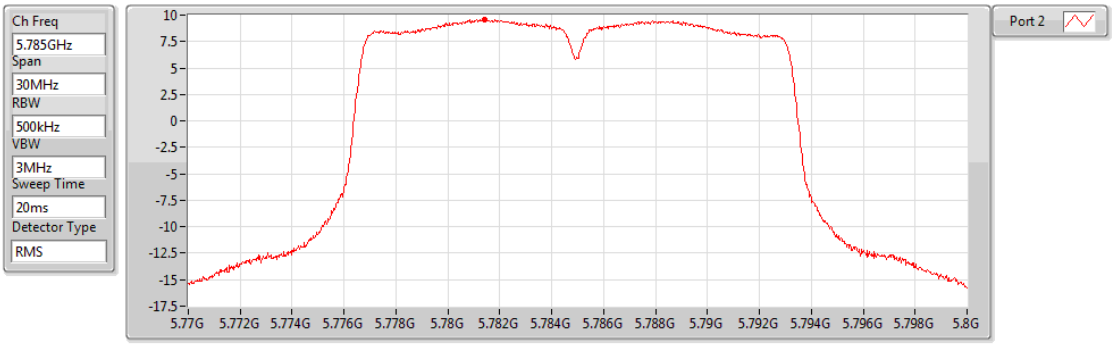

Sum	PD	Port 1	Port 2
(dBm/RBW)	(dBm/RBW)	(dBm/RBW)	(dBm/RBW)
9.59	9.59		9.59

802.11a_Nss1,(6Mbps)_1TX PSD

5825MHz

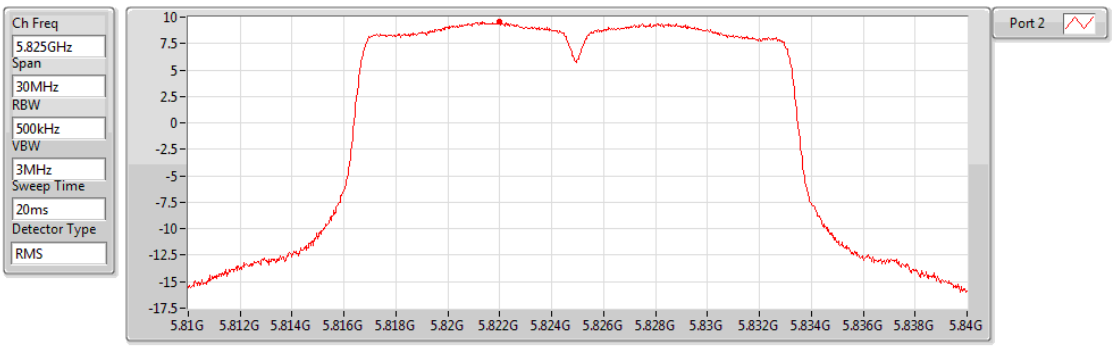

Sum	PD	Port 1	Port 2
(dBm/RBW)	(dBm/RBW)	(dBm/RBW)	(dBm/RBW)
9.55	9.55		9.55

802.11n HT20_Nss1,(MCS0)_2TX PSD

5180MHz

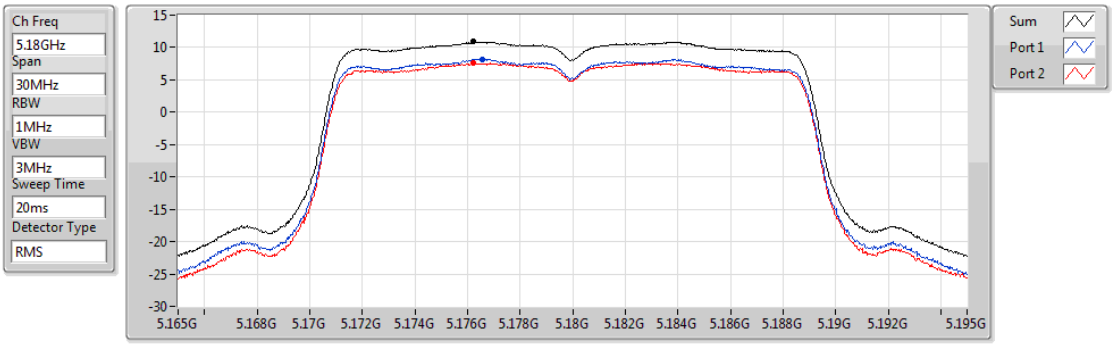

Sum	PD	Port 1	Port 2
(dBm/RBW)	(dBm/RBW)	(dBm/RBW)	(dBm/RBW)
10.89	10.89	8.22	7.54

802.11n HT20_Nss1,(MCS0)_2TX PSD

5200MHz

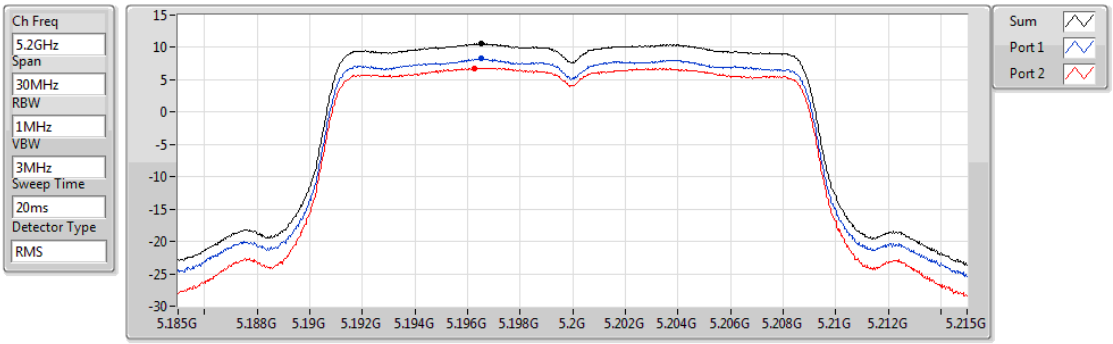

Sum	PD	Port 1	Port 2
(dBm/RBW)	(dBm/RBW)	(dBm/RBW)	(dBm/RBW)
10.55	10.55	8.24	6.80

802.11n HT20_Nss1,(MCS0)_2TX PSD

5240MHz

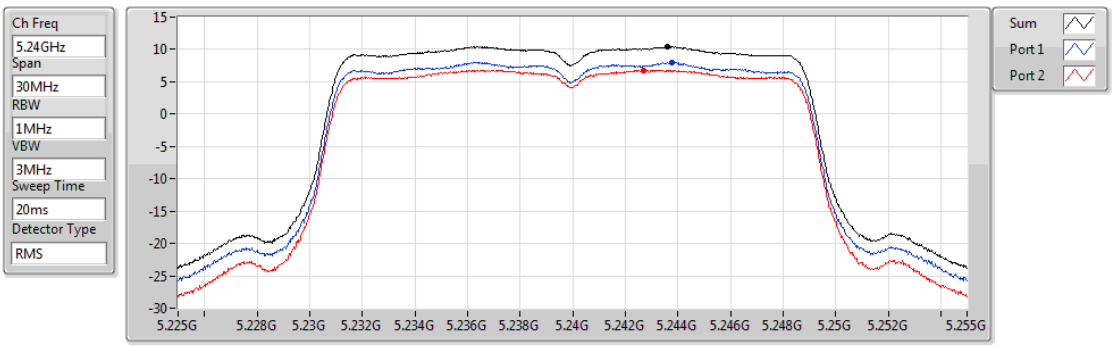

Sum	PD	Port 1	Port 2
(dBm/RBW)	(dBm/RBW)	(dBm/RBW)	(dBm/RBW)
10.41	10.41	8.03	6.79

802.11n HT20_Nss1,(MCS0)_2TX PSD

5260MHz

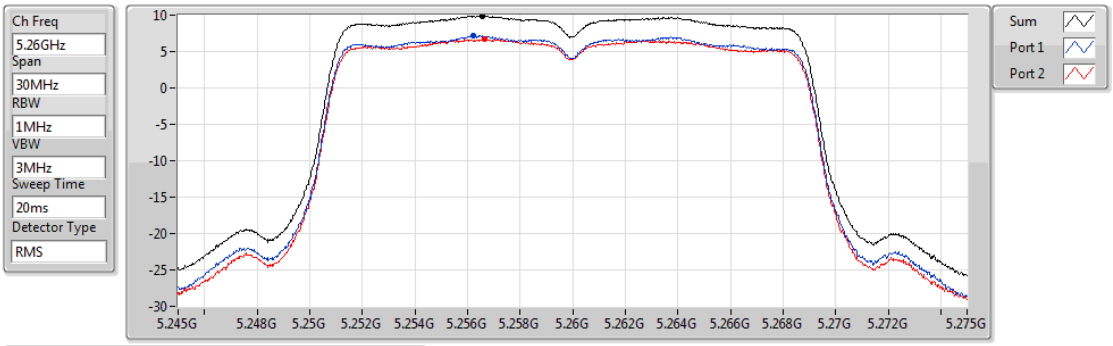

Sum	PD	Port 1	Port 2
(dBm/RBW)	(dBm/RBW)	(dBm/RBW)	(dBm/RBW)
9.89	9.89	7.19	6.66

802.11n HT20_Nss1,(MCS0)_2TX PSD

5300MHz

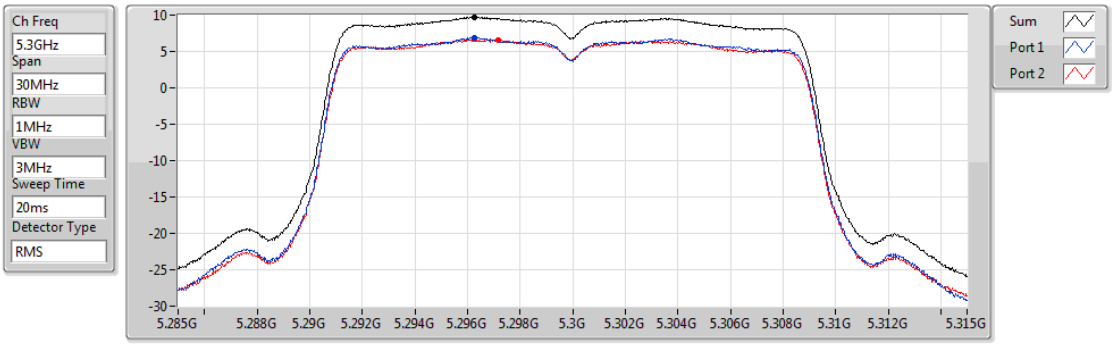

Sum	PD	Port 1	Port 2
(dBm/RBW)	(dBm/RBW)	(dBm/RBW)	(dBm/RBW)
9.72	9.72	6.95	6.58

802.11n HT20_Nss1,(MCS0)_2TX PSD

5320MHz

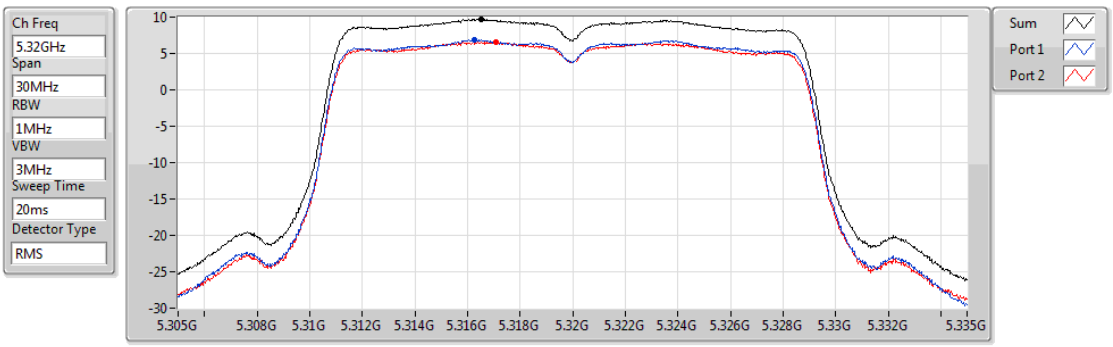

Sum	PD	Port 1	Port 2
(dBm/RBW)	(dBm/RBW)	(dBm/RBW)	(dBm/RBW)
9.71	9.71	6.91	6.54

802.11n HT20_Nss1,(MCS0)_2TX PSD

5500MHz

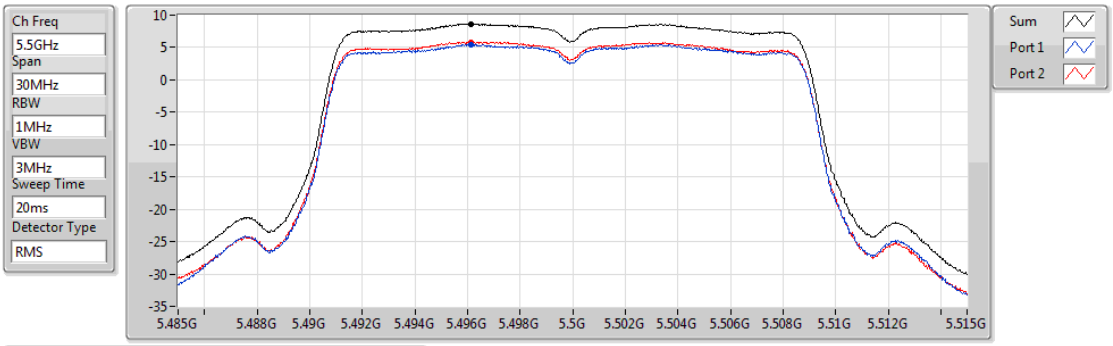

Sum	PD	Port 1	Port 2
(dBm/RBW)	(dBm/RBW)	(dBm/RBW)	(dBm/RBW)
8.67	8.67	5.46	5.85

802.11n HT20_Nss1,(MCS0)_2TX PSD

5580MHz

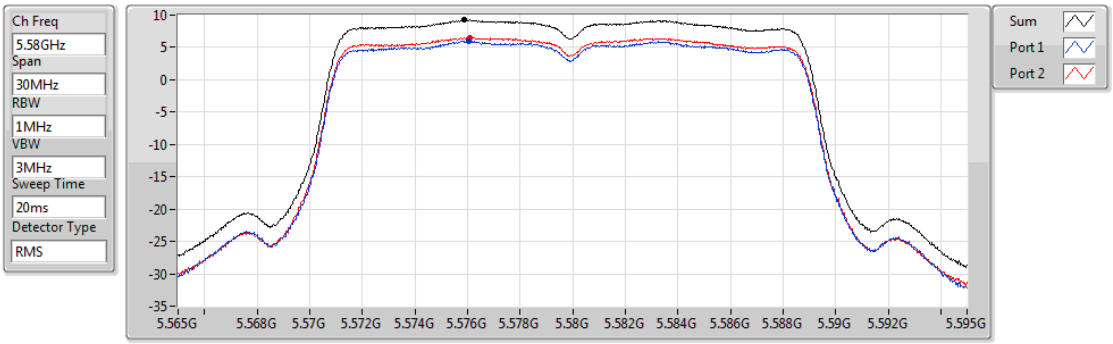

Sum	PD	Port 1	Port 2
(dBm/RBW)	(dBm/RBW)	(dBm/RBW)	(dBm/RBW)
9.23	9.23	5.99	6.53

802.11n HT20_Nss1,(MCS0)_2TX PSD

5700MHz

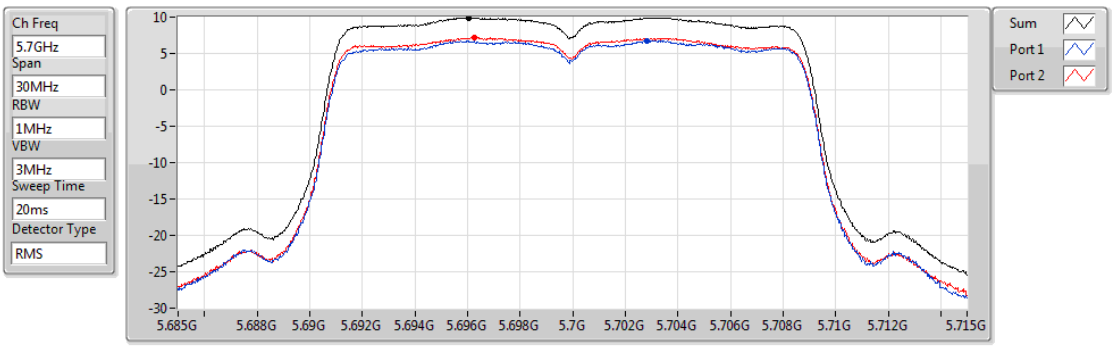

Sum	PD	Port 1	Port 2
(dBm/RBW)	(dBm/RBW)	(dBm/RBW)	(dBm/RBW)
9.91	9.91	6.79	7.21

802.11n HT20_Nss1,(MCS0)_2TX PSD

5745MHz

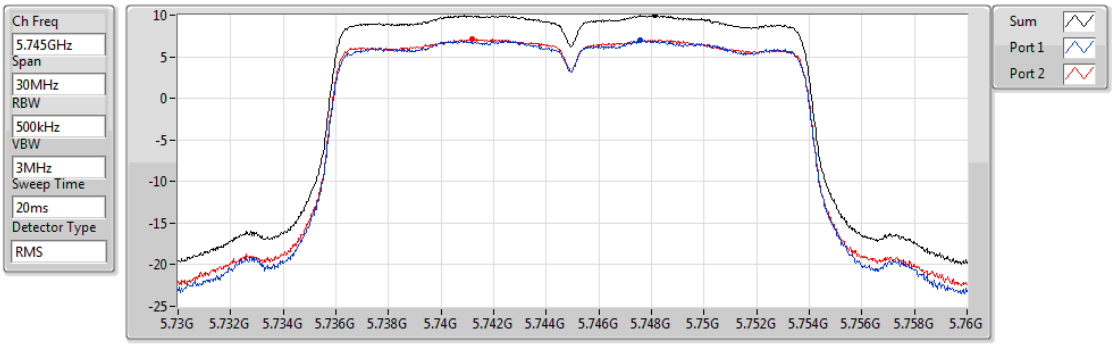

Sum	PD	Port 1	Port 2
(dBm/RBW)	(dBm/RBW)	(dBm/RBW)	(dBm/RBW)
9.98	9.98	6.96	7.10

802.11n HT20_Nss1,(MCS0)_2TX PSD

5785MHz

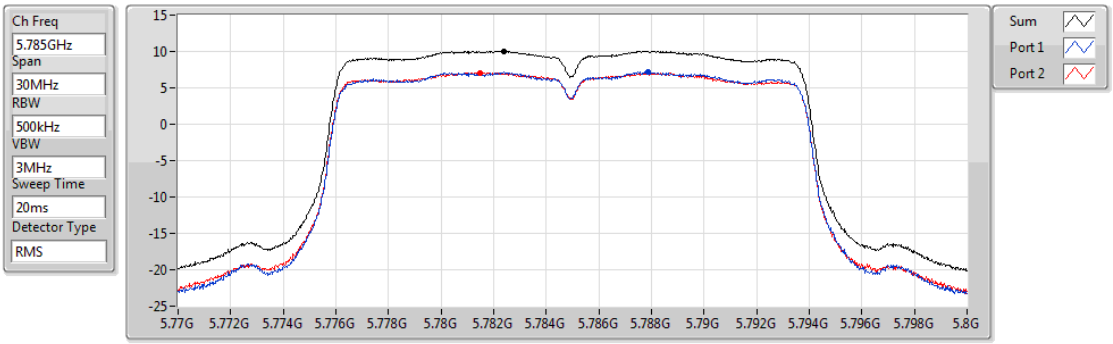

Sum	PD	Port 1	Port 2
(dBm/RBW)	(dBm/RBW)	(dBm/RBW)	(dBm/RBW)
10.04	10.04	7.17	7.09

802.11n HT20_Nss1,(MCS0)_2TX PSD

5825MHz

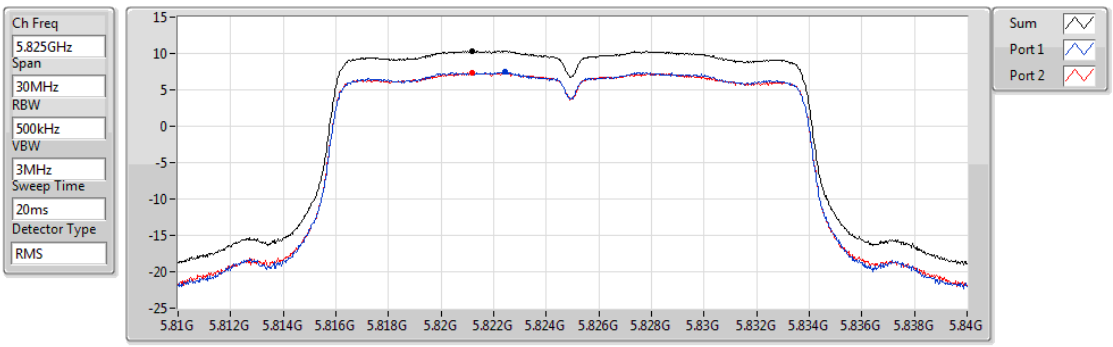

Sum	PD	Port 1	Port 2
(dBm/RBW)	(dBm/RBW)	(dBm/RBW)	(dBm/RBW)
10.32	10.32	7.43	7.40

802.11n HT40_Nss1,(MCS0)_2TX PSD

5190MHz

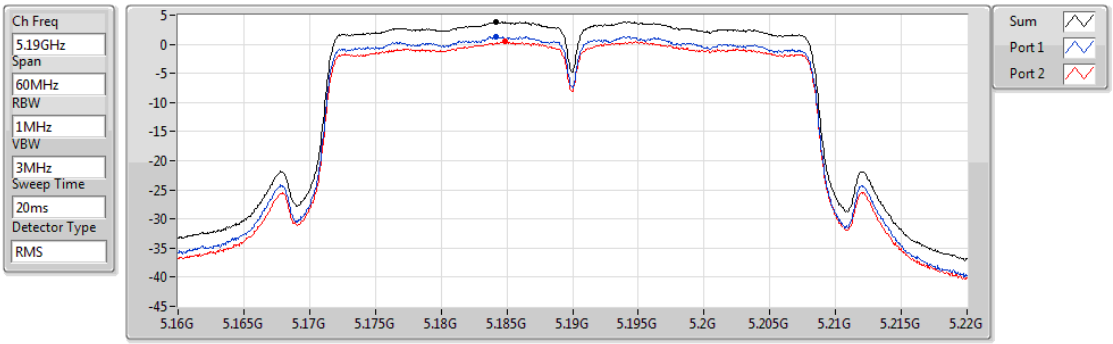

Sum	PD	Port 1	Port 2
(dBm/RBW)	(dBm/RBW)	(dBm/RBW)	(dBm/RBW)
3.83	3.83	1.36	0.46

802.11n HT40_Nss1,(MCS0)_2TX PSD

5230MHz

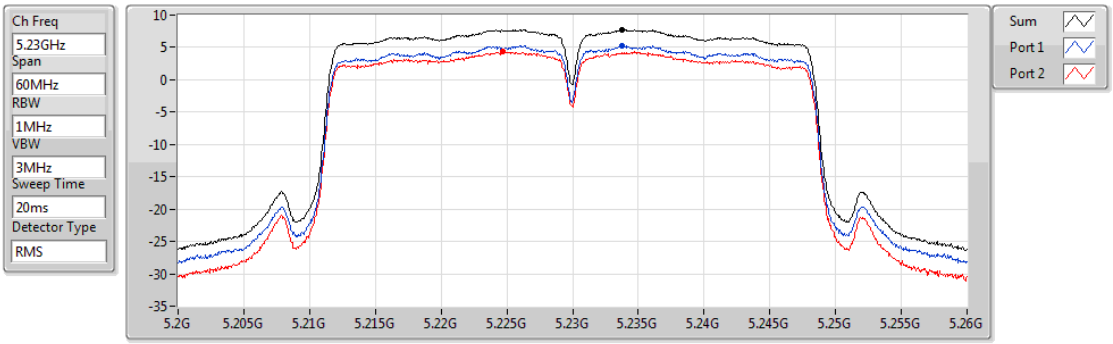

Sum	PD	Port 1	Port 2
(dBm/RBW)	(dBm/RBW)	(dBm/RBW)	(dBm/RBW)
7.76	7.76	5.27	4.33

802.11n HT40_Nss1,(MCS0)_2TX PSD

5270MHz

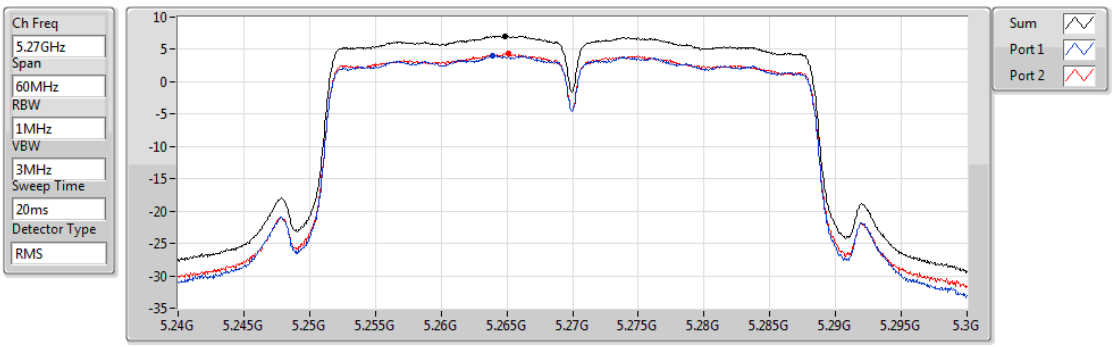

Sum	PD	Port 1	Port 2
(dBm/RBW)	(dBm/RBW)	(dBm/RBW)	(dBm/RBW)
7.08	7.08	4.07	4.33

802.11n HT40_Nss1,(MCS0)_2TX PSD

5310MHz

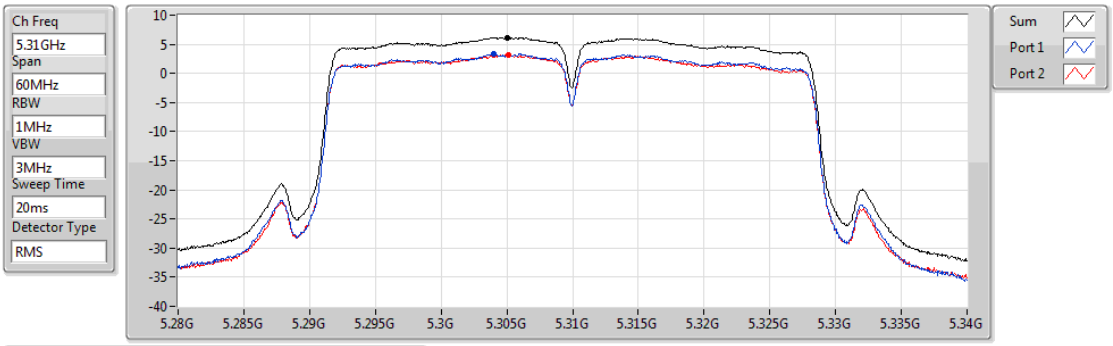

Sum	PD	Port 1	Port 2
(dBm/RBW)	(dBm/RBW)	(dBm/RBW)	(dBm/RBW)
6.15	6.15	3.28	3.21

802.11n HT40_Nss1,(MCS0)_2TX PSD

5510MHz

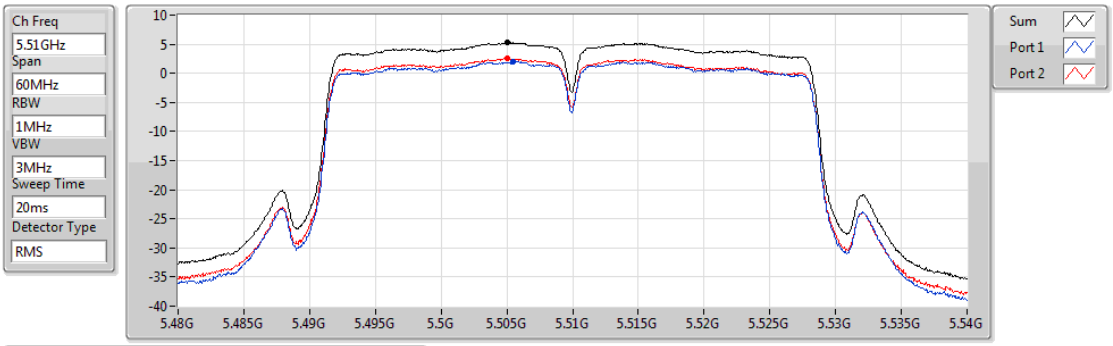

Sum	PD	Port 1	Port 2
(dBm/RBW)	(dBm/RBW)	(dBm/RBW)	(dBm/RBW)
5.26	5.26	2.00	2.59

802.11n HT40_Nss1,(MCS0)_2TX PSD

5550MHz

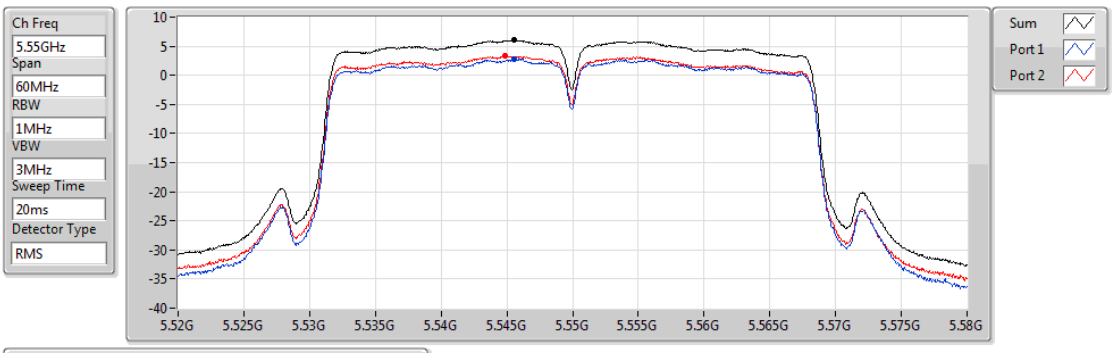

Sum	PD	Port 1	Port 2
(dBm/RBW)	(dBm/RBW)	(dBm/RBW)	(dBm/RBW)
6.04	6.04	2.79	3.31

802.11n HT40_Nss1,(MCS0)_2TX PSD

5670MHz

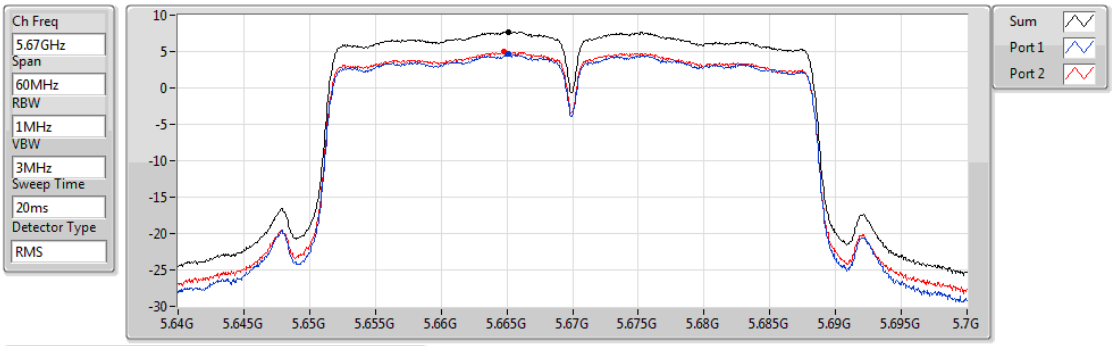

Sum	PD	Port 1	Port 2
(dBm/RBW)	(dBm/RBW)	(dBm/RBW)	(dBm/RBW)
7.73	7.73	4.61	4.97

802.11n HT40_Nss1,(MCS0)_2TX PSD

5755MHz

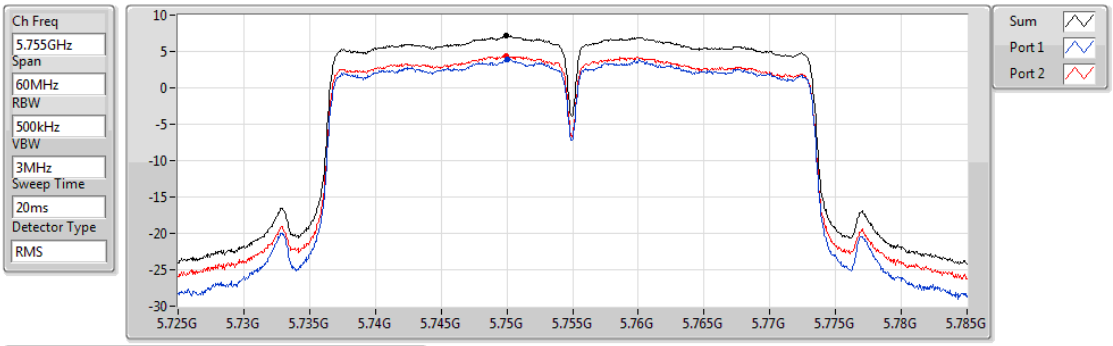

Sum	PD	Port 1	Port 2
(dBm/RBW)	(dBm/RBW)	(dBm/RBW)	(dBm/RBW)
7.13	7.13	3.97	4.40

802.11n HT40_Nss1,(MCS0)_2TX PSD

5795MHz

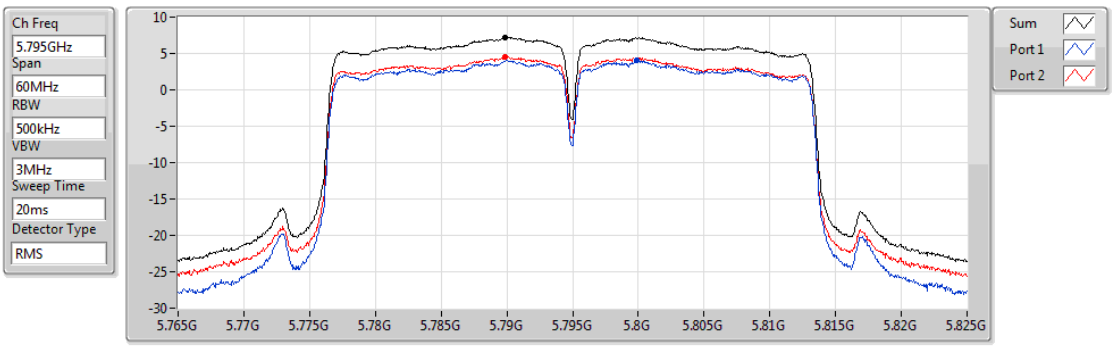

Sum	PD	Port 1	Port 2
(dBm/RBW)	(dBm/RBW)	(dBm/RBW)	(dBm/RBW)
7.25	7.25	4.00	4.53

RSE below 1GHz Result			
Operating Mode	1	**Polarization**	Horizontal
Operating Function	CTX - 5GHz (802.11a CH149, power level: 98)		

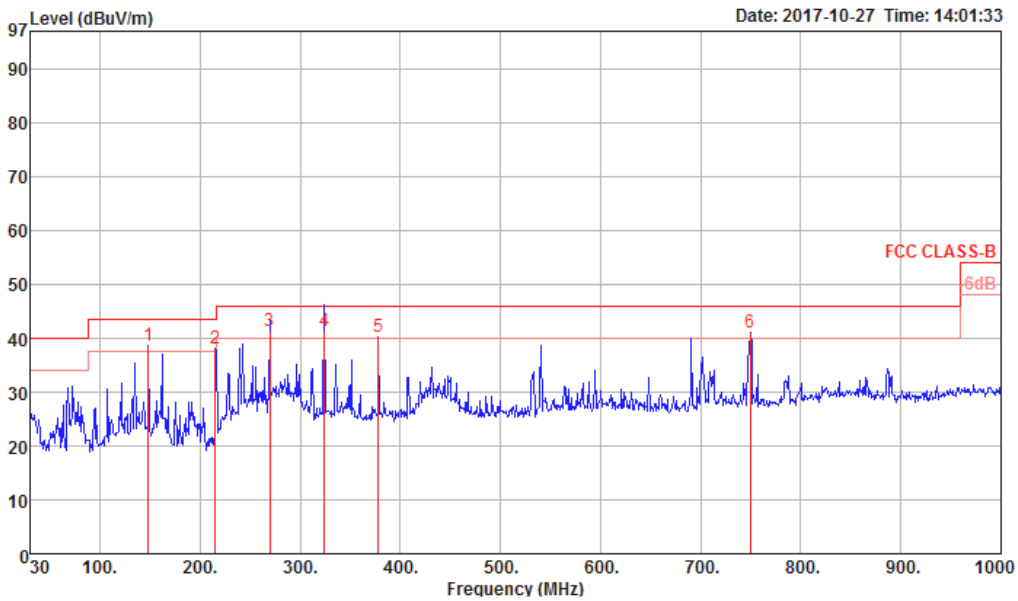

	Freq	Level	Limit Line	Over Limit	Read Level	Cable Loss	Antenna Factor	Preamp Factor	A/Pos	T/Pos	Remark	Pol/Phase
	MHz	dBuV/m	dBuV/m	dB	dBuV	dB	dB/m	dB	cm	deg		
1	148.34	38.72	43.50	-4.78	52.42	0.92	17.20	31.82	100	360	Peak	HORIZONTAL
2	215.27	38.12	43.50	-5.38	52.34	1.19	16.45	31.86	100	360	Peak	HORIZONTAL
3	269.59	41.27	46.00	-4.73	53.89	0.00	19.32	31.94	102	356	QP	HORIZONTAL
4	323.91	41.28	46.00	-4.72	51.21	1.59	20.45	31.97	100	352	QP	HORIZONTAL
5	378.23	40.39	46.00	-5.61	48.72	1.74	21.95	32.02	100	360	Peak	HORIZONTAL
6	749.74	40.97	46.00	-5.03	44.32	2.68	26.40	32.43	100	360	Peak	HORIZONTAL

Note 1: “>20dB” means emission levels that exceed the level of 20 dB below the applicable limit.
Note 2: “N/F” means Nothing Found emissions (No emissions were detected.)

RSE below 1GHz Result			
Operating Mode	1	**Polarization**	Vertical
Operating Function	CTX - 5GHz (802.11a CH149, power level: 98)		

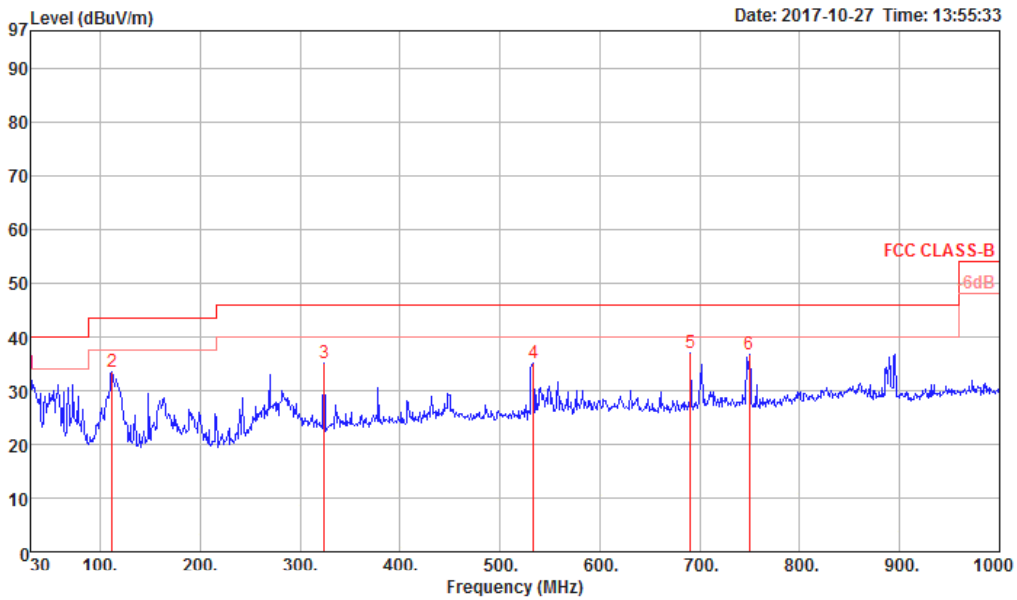

	Freq	Level	Limit Line	Over Limit	Read Level	Cable Loss	Antenna Factor	Preamp Factor	A/Pos	T/Pos	Remark	Pol/Phase
	MHz	dBuV/m	dBuV/m	dB	dBuV	dB	dB/m	dB	cm	deg		
1	30.00	33.21	40.00	-6.79	39.02	0.20	25.40	31.41	300	0	Peak	VERTICAL
2	111.48	33.56	43.50	-9.94	46.20	0.76	18.44	31.84	300	0	Peak	VERTICAL
3	323.91	35.18	46.00	-10.82	45.11	1.59	20.45	31.97	300	0	Peak	VERTICAL
4	533.43	35.21	46.00	-10.79	40.96	2.13	24.34	32.22	300	0	Peak	VERTICAL
5	690.57	37.14	46.00	-8.86	41.35	2.52	25.66	32.39	300	0	Peak	VERTICAL
6	749.74	36.80	46.00	-9.20	40.15	2.68	26.40	32.43	300	0	Peak	VERTICAL

Note 1: “>20dB” means emission levels that exceed the level of 20 dB below the applicable limit.
Note 2: “N/F” means Nothing Found emissions (No emissions were detected.)

Summary

Mode	Result	Type	Freq (Hz)	Level (dBuV/m)	Limit (dBuV/m)	Margin (dB)	Factor (dB)	Dist (m)	Condition	Azimuth (°)	Height (m)	Comments
5.47-5.725GHz	-	-	-	-	-	-	-	-	-	-	-	-
802.11n HT20_Nss1,(MCS0)_2TX	Pass	AV	5.7256G	53.98	54.00	-0.02	6.95	3	Horizontal	20	2.50	-

802.11a_Nss1,(6Mbps)_1TX

5180MHz_TX

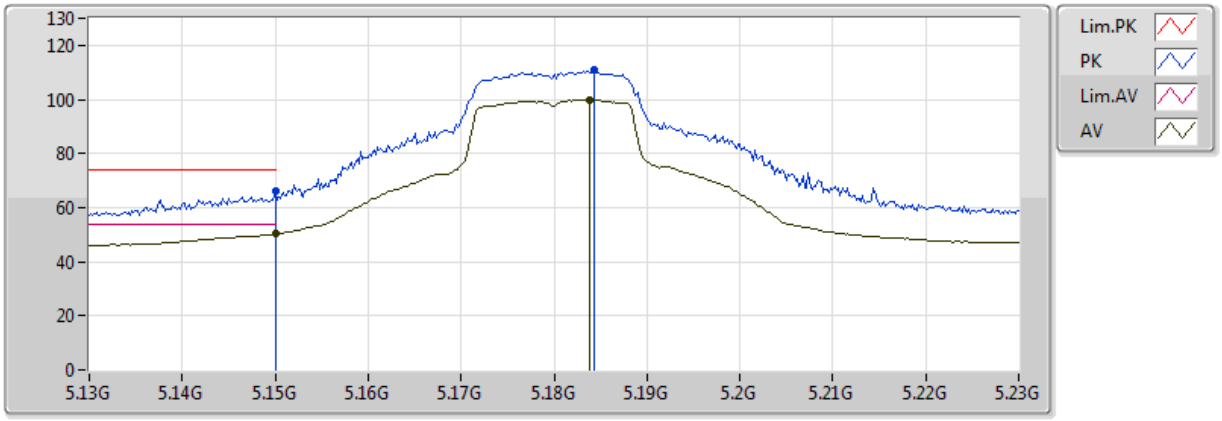

20171025
EUT Z_1TX
Setting 90
03-G-2
FSP

Type	Freq	Level	Limit	Margin	Factor	Dist	Condition	Azimuth	Height
	(Hz)	(dBuV/m)	(dBuV/m)	(dB)	(dB)	(m)		(°)	(m)
AV	5.149995G	50.17	54.00	-3.83	5.93	3	Vertical	288	2.92
AV	5.1838G	99.94	Inf	-Inf	5.96	3	Vertical	288	2.92
PK	5.149995G	65.91	74.00	-8.09	5.93	3	Vertical	288	2.92
PK	5.1844G	110.94	Inf	-Inf	5.96	3	Vertical	288	2.92

802.11a_Nss1,(6Mbps)_1TX

5180MHz_TX

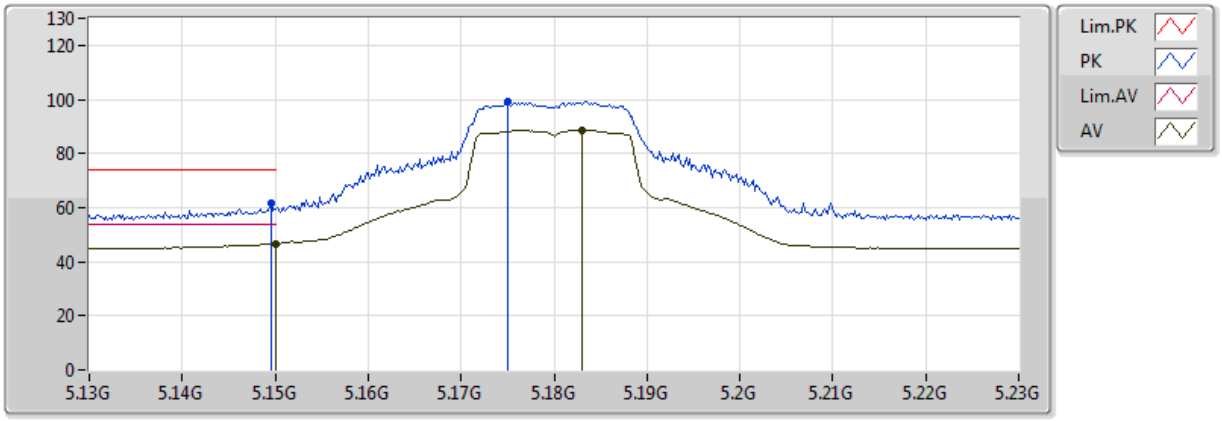

20171025
EUT Z_1TX
Setting 90
03-G-2
FSP

Type	Freq	Level	Limit	Margin	Factor	Dist	Condition	Azimuth	Height
	(Hz)	(dBuV/m)	(dBuV/m)	(dB)	(dB)	(m)		(°)	(m)
AV	5.149995G	46.75	54.00	-7.25	5.93	3	Horizontal	102	1.29
AV	5.183G	88.69	Inf	-Inf	5.96	3	Horizontal	102	1.29
PK	5.1496G	61.41	74.00	-12.59	5.93	3	Horizontal	102	1.29
PK	5.175G	99.45	Inf	-Inf	5.95	3	Horizontal	102	1.29

802.11a_Nss1,(6Mbps)_1TX

5180MHz_TX

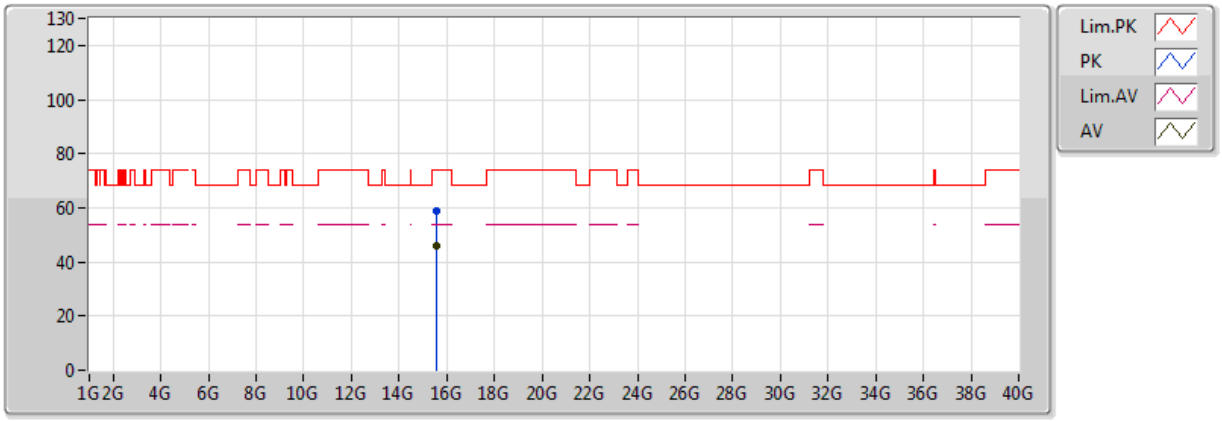

20171025
EUT Z_1TX
Setting 90
03-G-2
FSP

Type	Freq	Level	Limit	Margin	Factor	Dist	Condition	Azimuth	Height
	(Hz)	(dBuV/m)	(dBuV/m)	(dB)	(dB)	(m)		(°)	(m)
AV	15.54108G	45.68	54.00	-8.32	16.30	3	Vertical	29	1.01
PK	15.542G	58.95	74.00	-15.05	16.29	3	Vertical	29	1.01

802.11a_Nss1,(6Mbps)_1TX

5180MHz_TX

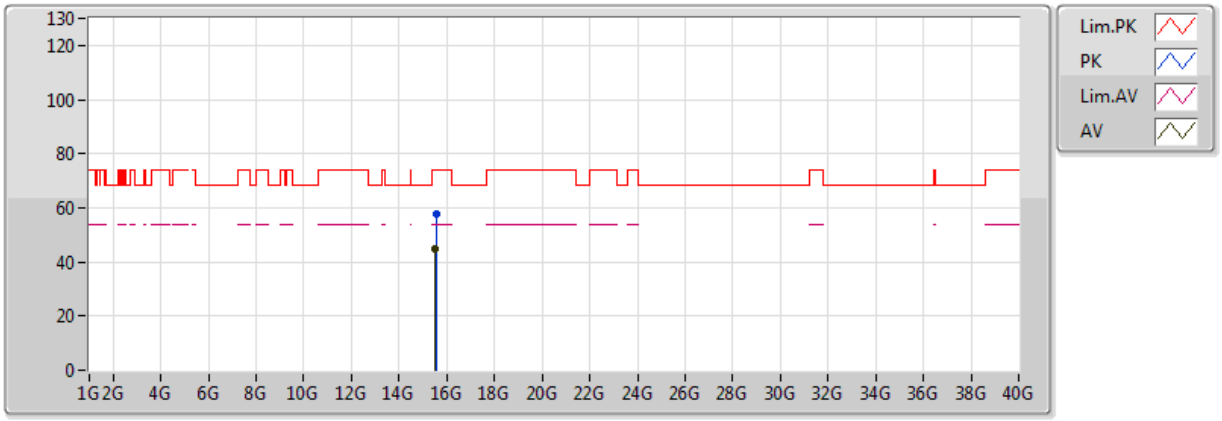

20171025
EUT Z_1TX
Setting 90
03-G-2
FSP

Type	Freq	Level	Limit	Margin	Factor	Dist	Condition	Azimuth	Height
	(Hz)	(dBuV/m)	(dBuV/m)	(dB)	(dB)	(m)		(°)	(m)
AV	15.53128G	44.60	54.00	-9.40	16.33	3	Horizontal	71	1.44
PK	15.5496G	57.88	74.00	-16.12	16.27	3	Horizontal	71	1.44

802.11a_Nss1,(6Mbps)_1TX

5200MHz_TX

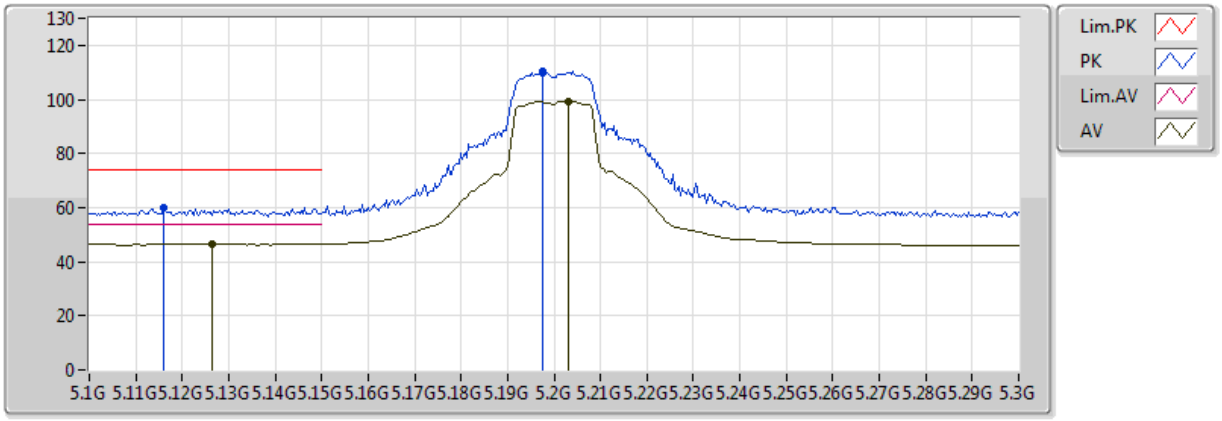

20171025
EUT Z_1TX
Setting 90
03-G-2
FSP

Type	Freq	Level	Limit	Margin	Factor	Dist	Condition	Azimuth	Height
	(Hz)	(dBuV/m)	(dBuV/m)	(dB)	(dB)	(m)		(°)	(m)
AV	5.1264G	46.50	54.00	-7.50	5.91	3	Vertical	281	2.92
AV	5.2032G	99.41	Inf	-Inf	5.98	3	Vertical	281	2.92
PK	5.116G	60.00	74.00	-14.00	5.90	3	Vertical	281	2.92
PK	5.1976G	110.60	Inf	-Inf	5.97	3	Vertical	281	2.92

802.11a_Nss1,(6Mbps)_1TX

5200MHz_TX

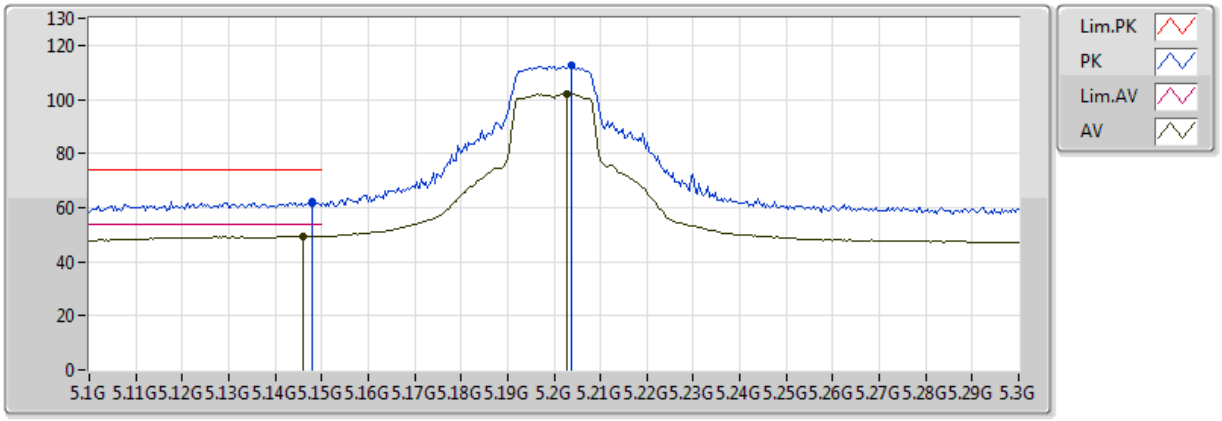

20171025
EUT Z_1TX
Setting 90
03-G-2
FSP

Type	Freq	Level	Limit	Margin	Factor	Dist	Condition	Azimuth	Height
	(Hz)	(dBuV/m)	(dBuV/m)	(dB)	(dB)	(m)		(°)	(m)
AV	5.146G	49.54	54.00	-4.46	5.93	3	Horizontal	329	1.07
AV	5.2028G	102.07	Inf	-Inf	5.98	3	Horizontal	329	1.07
PK	5.148G	62.09	74.00	-11.91	5.93	3	Horizontal	329	1.07
PK	5.2036G	112.49	Inf	-Inf	5.98	3	Horizontal	329	1.07

802.11a_Nss1,(6Mbps)_1TX

5200MHz_TX

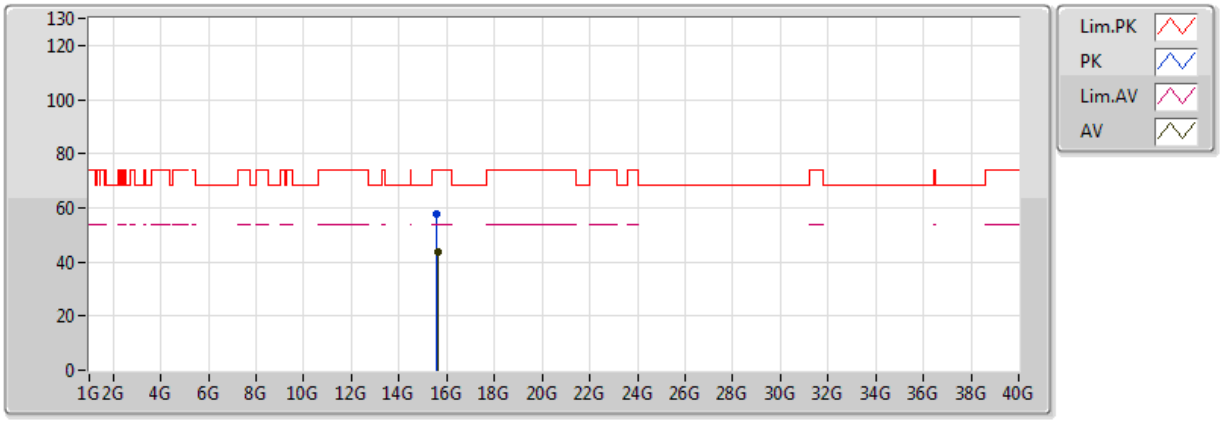

20171025
EUT Z_1TX
Setting 90
03-G-2
FSP

Type	Freq	Level	Limit	Margin	Factor	Dist	Condition	Azimuth	Height
	(Hz)	(dBuV/m)	(dBuV/m)	(dB)	(dB)	(m)		(°)	(m)
AV	15.60808G	43.74	54.00	-10.26	16.05	3	Vertical	329	1.07
PK	15.59568G	57.61	74.00	-16.39	16.09	3	Vertical	329	1.07

802.11a_Nss1,(6Mbps)_1TX

5200MHz_TX

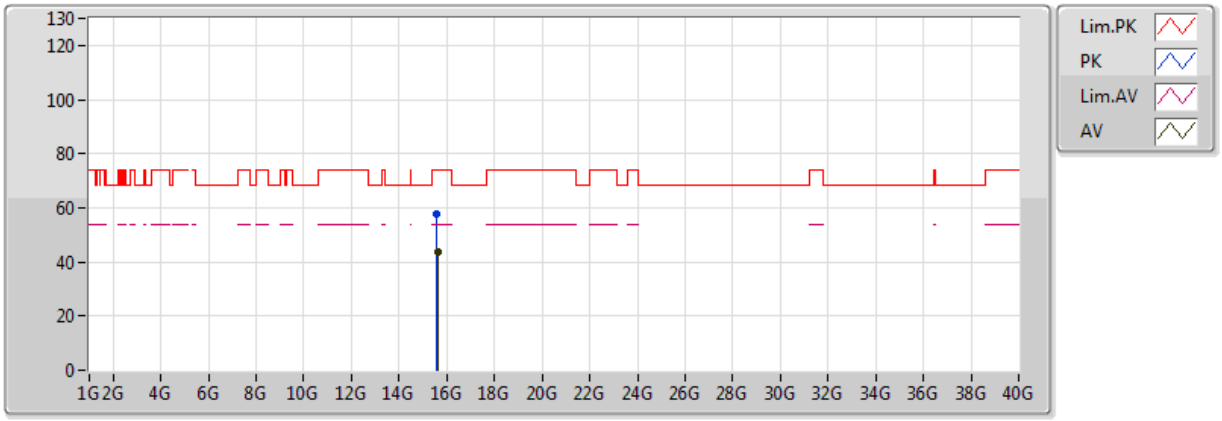

20171025
EUT Z_1TX
Setting 90
03-G-2
FSP

Type	Freq	Level	Limit	Margin	Factor	Dist	Condition	Azimuth	Height
	(Hz)	(dBuV/m)	(dBuV/m)	(dB)	(dB)	(m)		(°)	(m)
AV	15.6054G	43.76	54.00	-10.24	16.06	3	Horizontal	277	2.35
PK	15.59056G	57.92	74.00	-16.08	16.11	3	Horizontal	277	2.35

802.11a_Nss1,(6Mbps)_1TX

5240MHz_TX

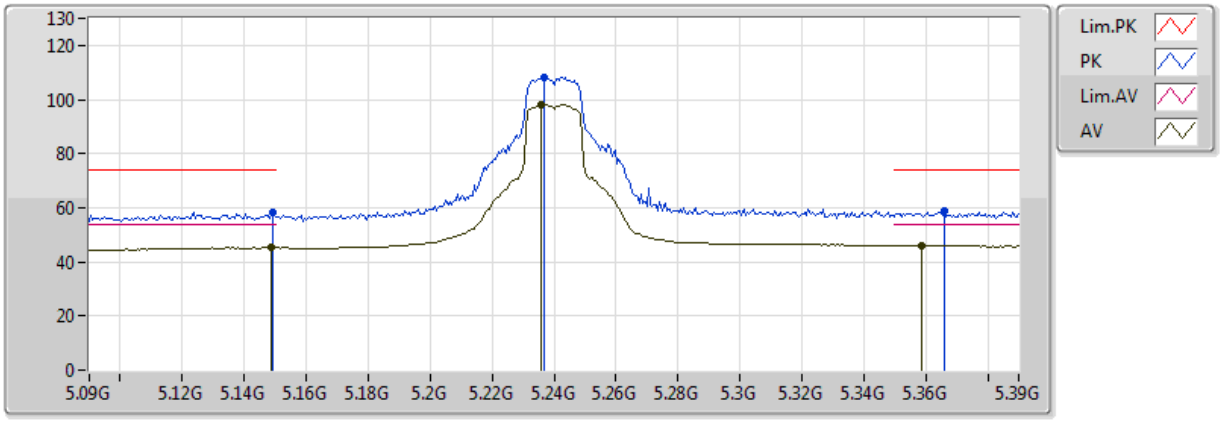

20171025
EUT Z_1TX
Setting 90
03-G-2
FSP

Type	Freq	Level	Limit	Margin	Factor	Dist	Condition	Azimuth	Height
	(Hz)	(dBuV/m)	(dBuV/m)	(dB)	(dB)	(m)		(°)	(m)
AV	5.1488G	45.27	54.00	-8.73	5.93	3	Vertical	326	2.41
AV	5.2358G	98.04	Inf	-Inf	6.08	3	Vertical	326	2.41
AV	5.3588G	46.16	54.00	-7.84	6.42	3	Vertical	326	2.41
PK	5.1494G	58.10	74.00	-15.90	5.93	3	Vertical	326	2.41
PK	5.237G	108.21	Inf	-Inf	6.08	3	Vertical	326	2.41
PK	5.366G	58.65	74.00	-15.35	6.44	3	Vertical	326	2.41

802.11a_Nss1,(6Mbps)_1TX

5240MHz_TX

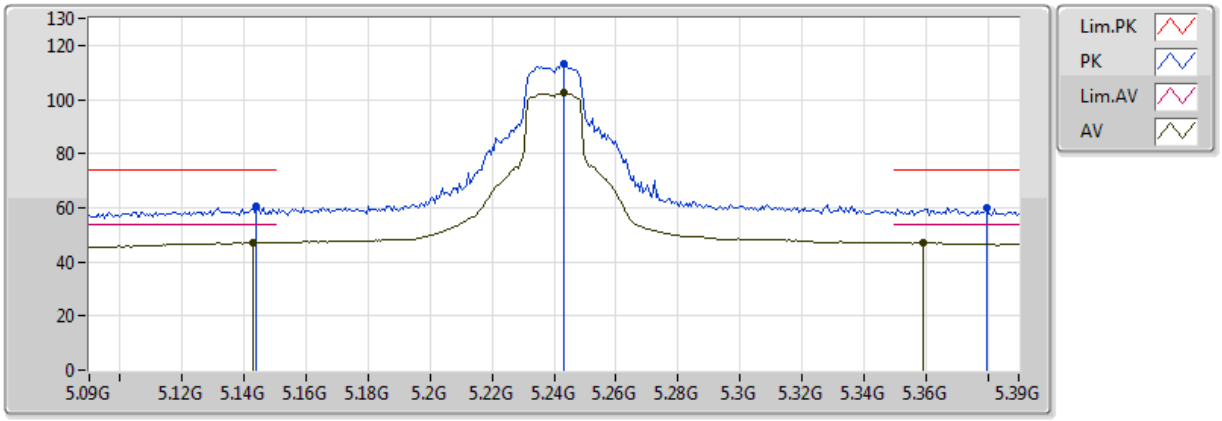

20171025
EUT Z_1TX
Setting 90
03-G-2
FSP

Type	Freq	Level	Limit	Margin	Factor	Dist	Condition	Azimuth	Height
	(Hz)	(dBuV/m)	(dBuV/m)	(dB)	(dB)	(m)		(°)	(m)
AV	5.1428G	47.13	54.00	-6.87	5.92	3	Horizontal	325	2.37
AV	5.243G	102.34	Inf	-Inf	6.10	3	Horizontal	325	2.37
AV	5.3594G	47.04	54.00	-6.96	6.42	3	Horizontal	325	2.37
PK	5.144G	60.46	74.00	-13.54	5.93	3	Horizontal	325	2.37
PK	5.243G	113.09	Inf	-Inf	6.10	3	Horizontal	325	2.37
PK	5.3798G	60.08	74.00	-13.92	6.47	3	Horizontal	325	2.37

802.11a_Nss1,(6Mbps)_1TX

5240MHz_TX

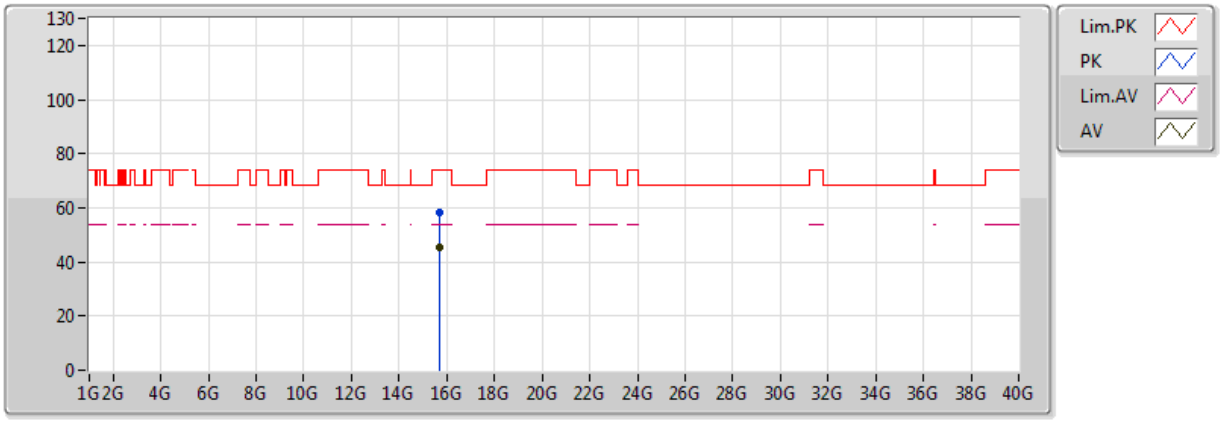

20171025
EUT Z_1TX
Setting 90
03-G-2
FSP

Type	Freq	Level	Limit	Margin	Factor	Dist	Condition	Azimuth	Height
	(Hz)	(dBuV/m)	(dBuV/m)	(dB)	(dB)	(m)		(°)	(m)
AV	15.71884G	45.28	54.00	-8.72	15.64	3	Vertical	297	1.47
PK	15.7188G	58.35	74.00	-15.65	15.64	3	Vertical	297	1.47

802.11a_Nss1,(6Mbps)_1TX

5240MHz_TX

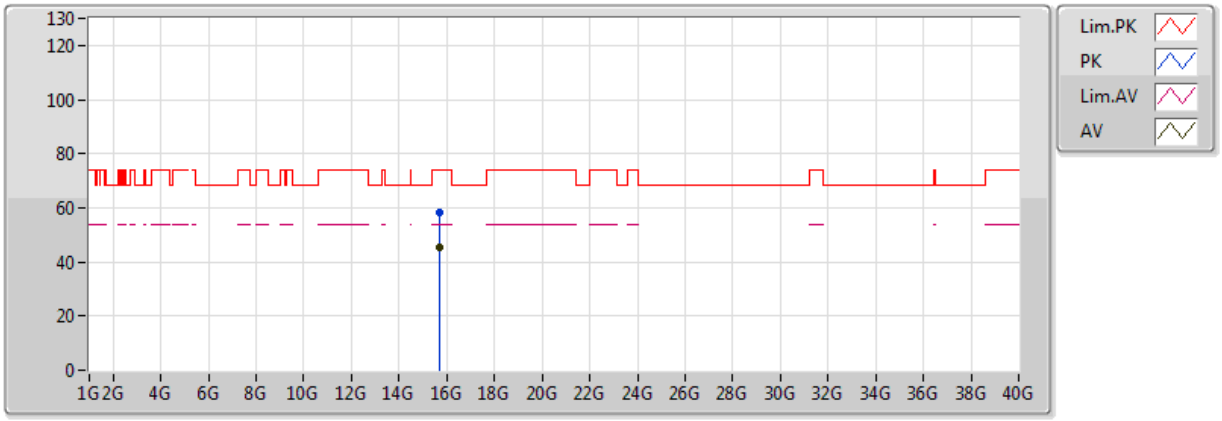

20171025
EUT Z_1TX
Setting 90
03-G-2
FSP

Type	Freq	Level	Limit	Margin	Factor	Dist	Condition	Azimuth	Height
	(Hz)	(dBuV/m)	(dBuV/m)	(dB)	(dB)	(m)		(°)	(m)
AV	15.72816G	45.26	54.00	-8.74	15.60	3	Horizontal	206	1.86
PK	15.72396G	58.31	74.00	-15.69	15.62	3	Horizontal	206	1.86

802.11a_Nss1,(6Mbps)_1TX

5260MHz_TX

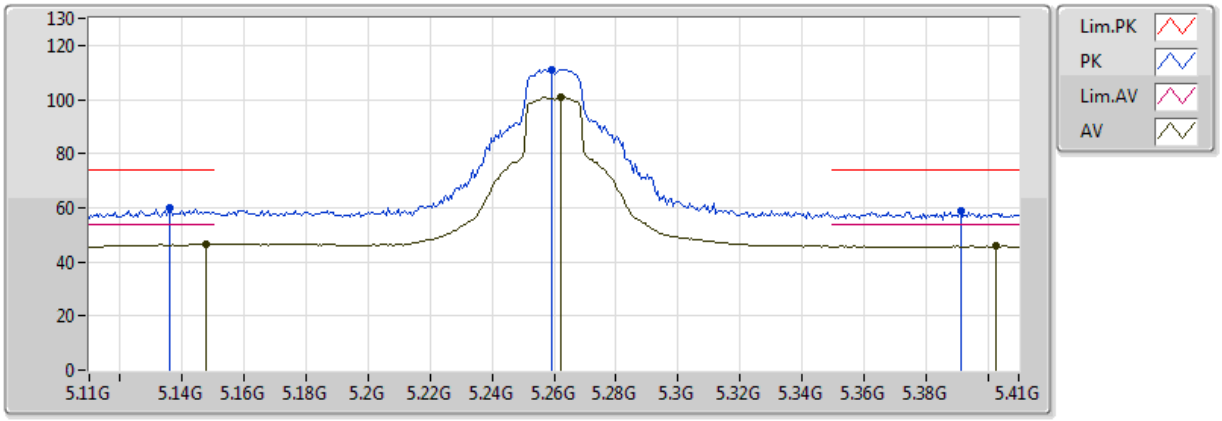

20171025
EUT Z_1TX
Setting 96
03-G-2
FSP

Type	Freq	Level	Limit	Margin	Factor	Dist	Condition	Azimuth	Height
	(Hz)	(dBuV/m)	(dBuV/m)	(dB)	(dB)	(m)		(°)	(m)
AV	5.1478G	46.41	54.00	-7.59	5.93	3	Vertical	282	2.99
AV	5.2624G	100.96	Inf	-Inf	6.16	3	Vertical	282	2.99
AV	5.4028G	45.79	54.00	-8.21	6.53	3	Vertical	282	2.99
PK	5.1358G	59.87	74.00	-14.13	5.92	3	Vertical	282	2.99
PK	5.2594G	111.16	Inf	-Inf	6.15	3	Vertical	282	2.99
PK	5.3914G	58.75	74.00	-15.25	6.50	3	Vertical	282	2.99

802.11a_Nss1,(6Mbps)_1TX

5260MHz_TX

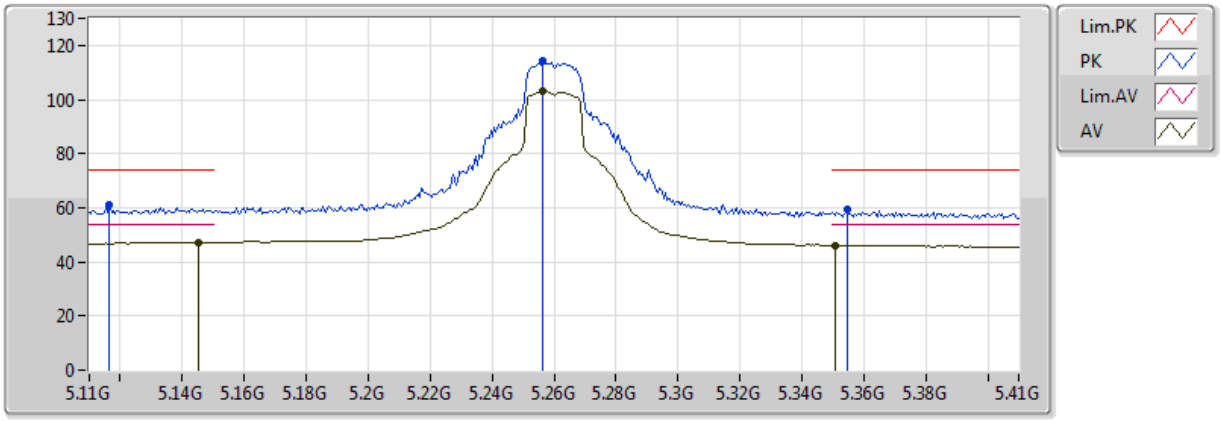

20171025
EUT Z_1TX
Setting 96
03-G-2
FSP

Type	Freq	Level	Limit	Margin	Factor	Dist	Condition	Azimuth	Height
	(Hz)	(dBuV/m)	(dBuV/m)	(dB)	(dB)	(m)		(°)	(m)
AV	5.1454G	47.18	54.00	-6.82	5.93	3	Horizontal	329	1.01
AV	5.2564G	102.91	Inf	-Inf	6.14	3	Horizontal	329	1.01
AV	5.3506G	46.10	54.00	-7.90	6.40	3	Horizontal	329	1.01
PK	5.1166G	61.04	74.00	-12.96	5.90	3	Horizontal	329	1.01
PK	5.2564G	114.27	Inf	-Inf	6.14	3	Horizontal	329	1.01
PK	5.3548G	59.46	74.00	-14.54	6.41	3	Horizontal	329	1.01

802.11a_Nss1,(6Mbps)_1TX

5260MHz_TX

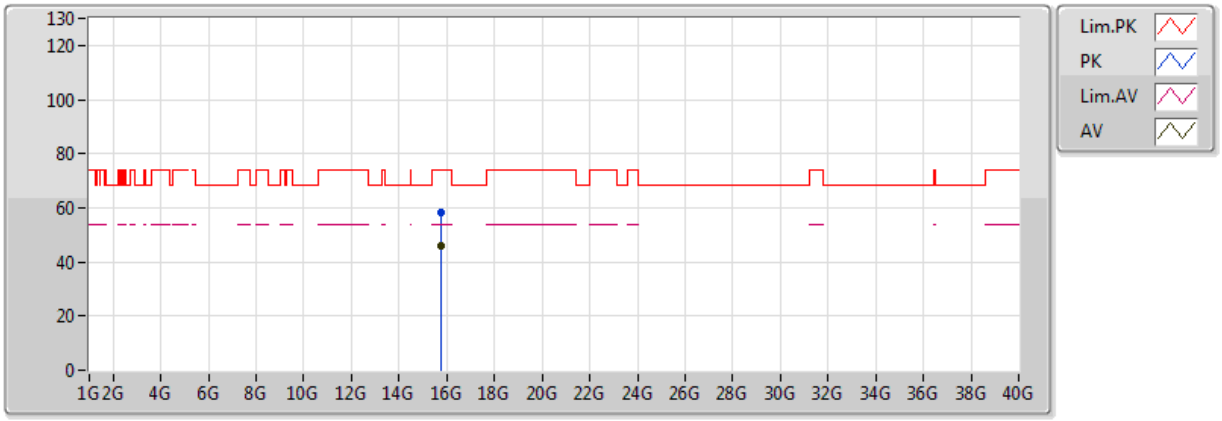

20171025
EUT Z_1TX
Setting 96
03-G-2
FSP

Type	Freq	Level	Limit	Margin	Factor	Dist	Condition	Azimuth	Height
	(Hz)	(dBuV/m)	(dBuV/m)	(dB)	(dB)	(m)		(°)	(m)
AV	15.78396G	45.67	54.00	-8.33	15.39	3	Vertical	292	1.08
PK	15.77788G	58.51	74.00	-15.49	15.42	3	Vertical	292	1.08

802.11a_Nss1,(6Mbps)_1TX

5260MHz_TX

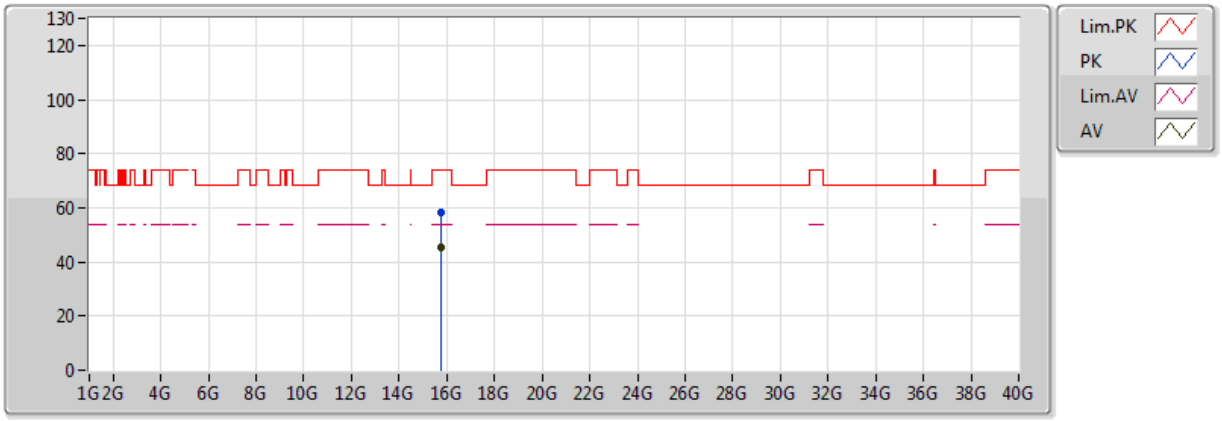

20171025
EUT Z_1TX
Setting 96
03-G-2
FSP

Type	Freq	Level	Limit	Margin	Factor	Dist	Condition	Azimuth	Height
	(Hz)	(dBuV/m)	(dBuV/m)	(dB)	(dB)	(m)		(°)	(m)
AV	15.77912G	45.65	54.00	-8.35	15.41	3	Horizontal	158	1.32
PK	15.7808G	58.37	74.00	-15.63	15.41	3	Horizontal	158	1.32

802.11a_Nss1,(6Mbps)_1TX

5300MHz_TX

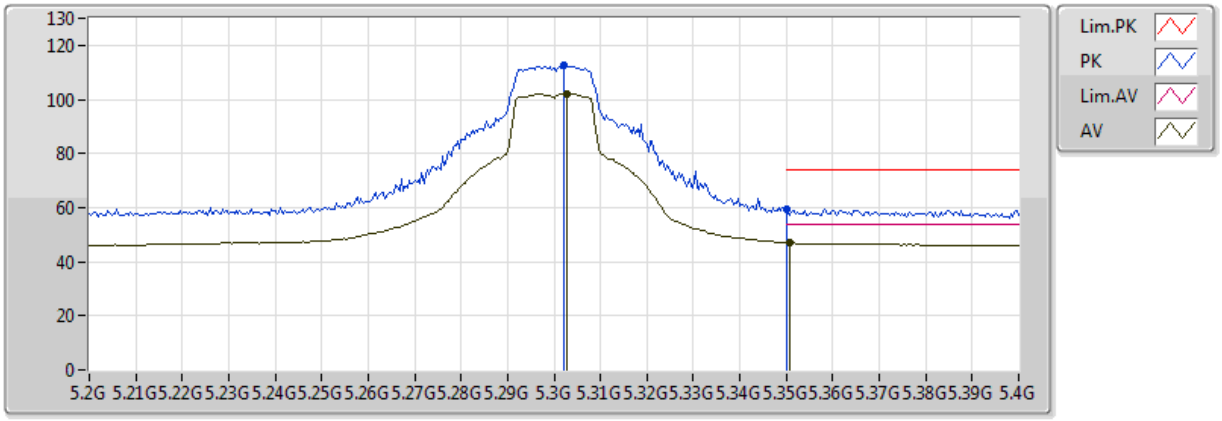

20171025
EUT Z_1TX
Setting 96
03-G-2
FSP

Type	Freq	Level	Limit	Margin	Factor	Dist	Condition	Azimuth	Height
	(Hz)	(dBuV/m)	(dBuV/m)	(dB)	(dB)	(m)		(°)	(m)
AV	5.3028G	102.19	Inf	-Inf	6.28	3	Vertical	262	2.87
AV	5.3508G	47.02	54.00	-6.98	6.40	3	Vertical	262	2.87
PK	5.302G	112.36	Inf	-Inf	6.27	3	Vertical	262	2.87
PK	5.350005G	59.65	74.00	-14.35	6.40	3	Vertical	262	2.87

802.11a_Nss1,(6Mbps)_1TX

5300MHz_TX

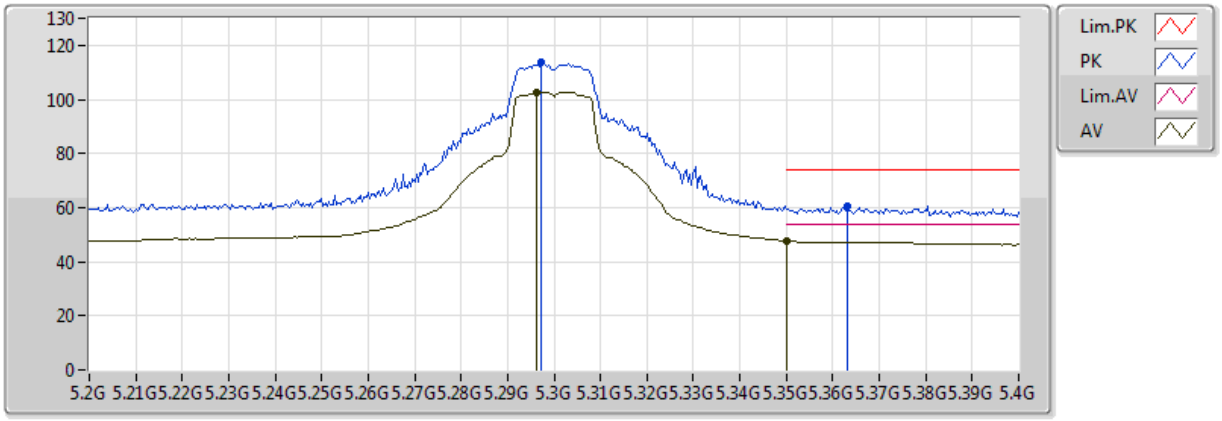

20171025
EUT Z_1TX
Setting 96
03-G-2
FSP

Type	Freq	Level	Limit	Margin	Factor	Dist	Condition	Azimuth	Height
	(Hz)	(dBuV/m)	(dBuV/m)	(dB)	(dB)	(m)		(°)	(m)
AV	5.2964G	102.66	Inf	-Inf	6.26	3	Horizontal	274	2.11
AV	5.350005G	47.51	54.00	-6.49	6.40	3	Horizontal	274	2.11
PK	5.2972G	113.48	Inf	-Inf	6.26	3	Horizontal	274	2.11
PK	5.3632G	60.69	74.00	-13.31	6.43	3	Horizontal	274	2.11

802.11a_Nss1,(6Mbps)_1TX

5300MHz_TX

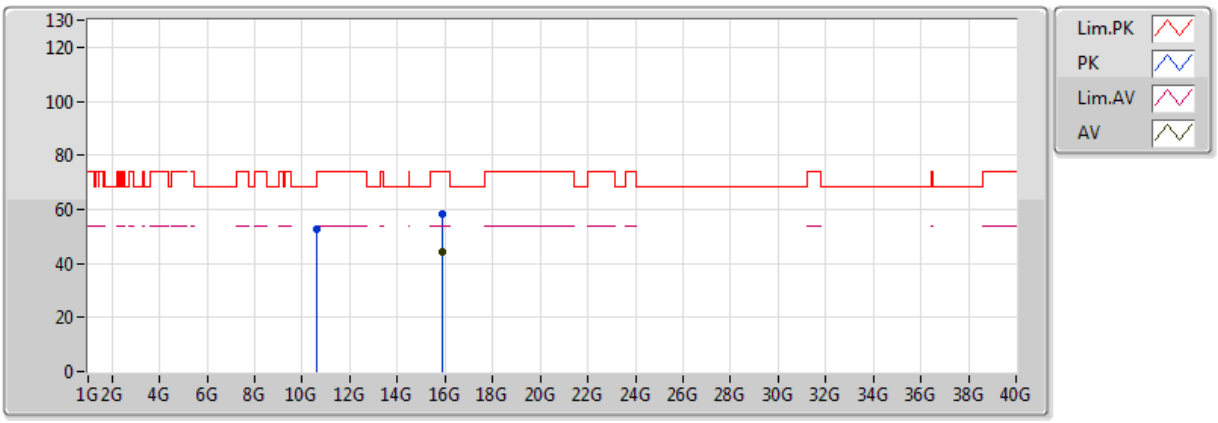

20171025
EUT Z_1TX
Setting 96
03-G-2
FSP

Type	Freq	Level	Limit	Margin	Factor	Dist	Condition	Azimuth	Height
	(Hz)	(dBuV/m)	(dBuV/m)	(dB)	(dB)	(m)		(°)	(m)
AV	15.9064G	44.52	54.00	-9.48	14.94	3	Vertical	112	2.00
PK	10.59988G	52.83	68.20	-15.37	13.17	3	Vertical	313	2.06
PK	15.89932G	58.50	74.00	-15.50	14.96	3	Vertical	112	2.00

802.11a_Nss1,(6Mbps)_1TX

5300MHz_TX

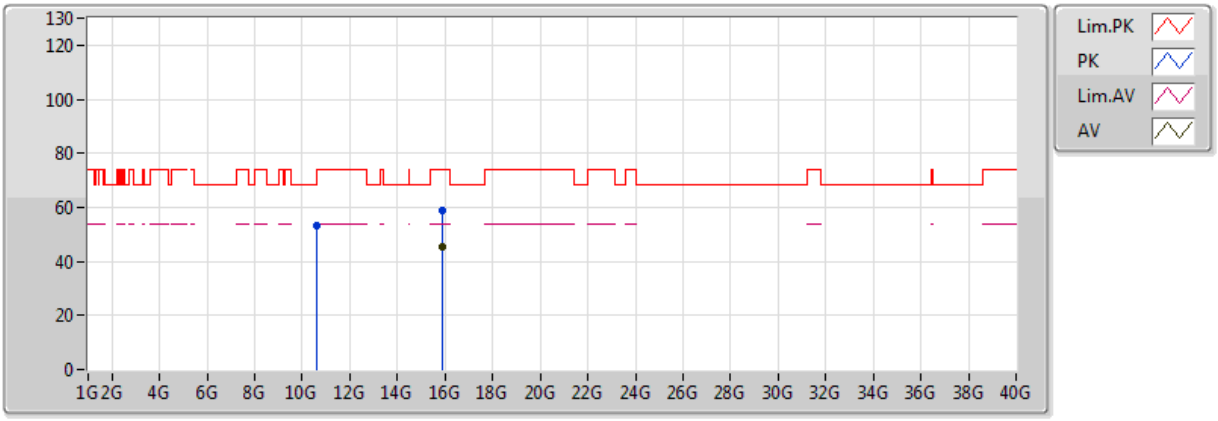

20171025
EUT Z_1TX
Setting 96
03-G-2
FSP

Type	Freq	Level	Limit	Margin	Factor	Dist	Condition	Azimuth	Height
	(Hz)	(dBuV/m)	(dBuV/m)	(dB)	(dB)	(m)		(°)	(m)
AV	15.89988G	45.16	54.00	-8.84	14.96	3	Horizontal	168	2.08
PK	10.59516G	53.12	68.20	-15.08	13.17	3	Horizontal	298	1.86
PK	15.89812G	58.88	74.00	-15.12	14.97	3	Horizontal	168	2.08

802.11a_Nss1,(6Mbps)_1TX

5320MHz_TX

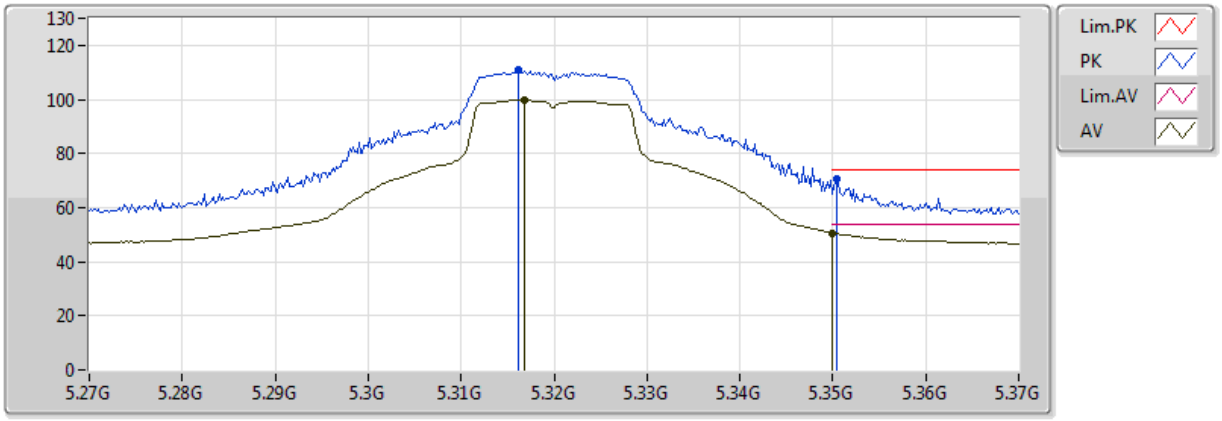

20171025
EUT Z_1TX
Setting 96
03-G-2
FSP

Type	Freq	Level	Limit	Margin	Factor	Dist	Condition	Azimuth	Height
	(Hz)	(dBuV/m)	(dBuV/m)	(dB)	(dB)	(m)		(°)	(m)
AV	5.3168G	99.88	Inf	-Inf	6.31	3	Vertical	307	2.49
AV	5.350005G	50.60	54.00	-3.40	6.40	3	Vertical	307	2.49
PK	5.3162G	110.84	Inf	-Inf	6.31	3	Vertical	307	2.49
PK	5.3504G	70.70	74.00	-3.30	6.40	3	Vertical	307	2.49

802.11a_Nss1,(6Mbps)_1TX

5320MHz_TX

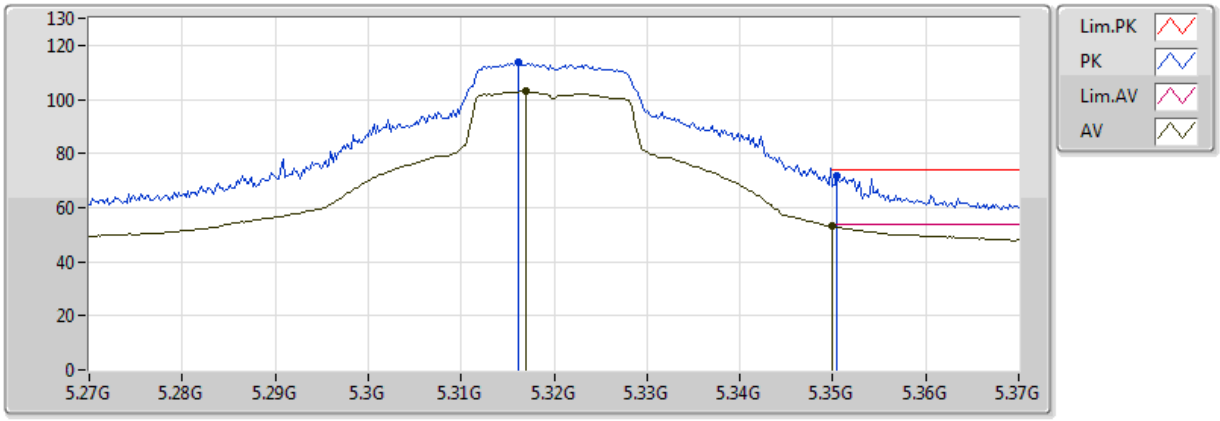

20171025
EUT Z_1TX
Setting 96
03-G-2
FSP

Type	Freq	Level	Limit	Margin	Factor	Dist	Condition	Azimuth	Height
	(Hz)	(dBuV/m)	(dBuV/m)	(dB)	(dB)	(m)		(°)	(m)
AV	5.317G	102.88	Inf	-Inf	6.31	3	Horizontal	326	1.00
AV	5.350005G	53.06	54.00	-0.94	6.40	3	Horizontal	326	1.00
PK	5.3162G	113.48	Inf	-Inf	6.31	3	Horizontal	326	1.00
PK	5.3504G	71.58	74.00	-2.42	6.40	3	Horizontal	326	1.00

802.11a_Nss1,(6Mbps)_1TX

5320MHz_TX

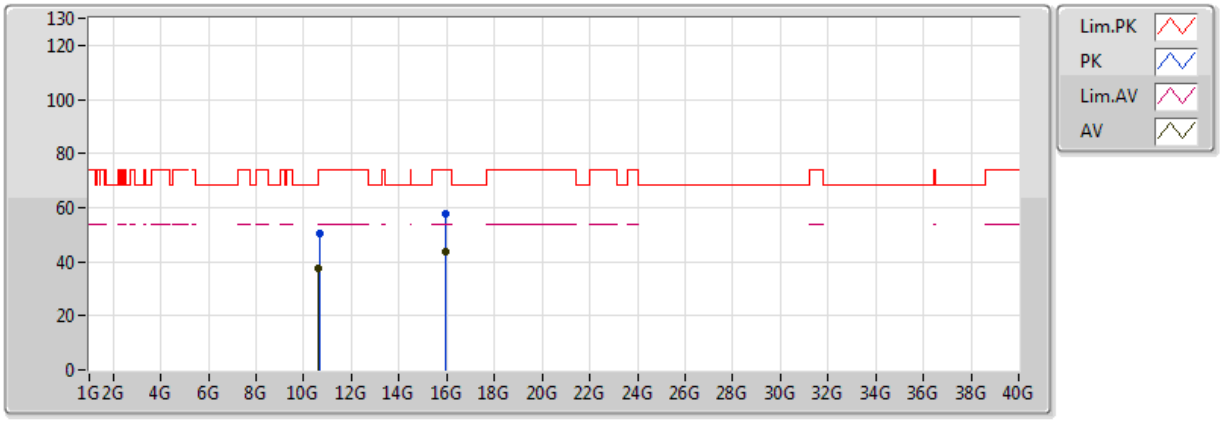

20171025
EUT Z_1TX
Setting 96
03-G-2
FSP

Type	Freq	Level	Limit	Margin	Factor	Dist	Condition	Azimuth	Height
	(Hz)	(dBuV/m)	(dBuV/m)	(dB)	(dB)	(m)		(°)	(m)
AV	10.63816G	37.63	54.00	-16.37	13.20	3	Vertical	43	2.39
AV	15.95352G	43.89	54.00	-10.11	14.76	3	Vertical	240	2.08
PK	10.6414G	50.68	74.00	-23.32	13.21	3	Vertical	43	2.39
PK	15.9658G	57.86	74.00	-16.14	14.72	3	Vertical	240	2.08

802.11a_Nss1,(6Mbps)_1TX

5320MHz_TX

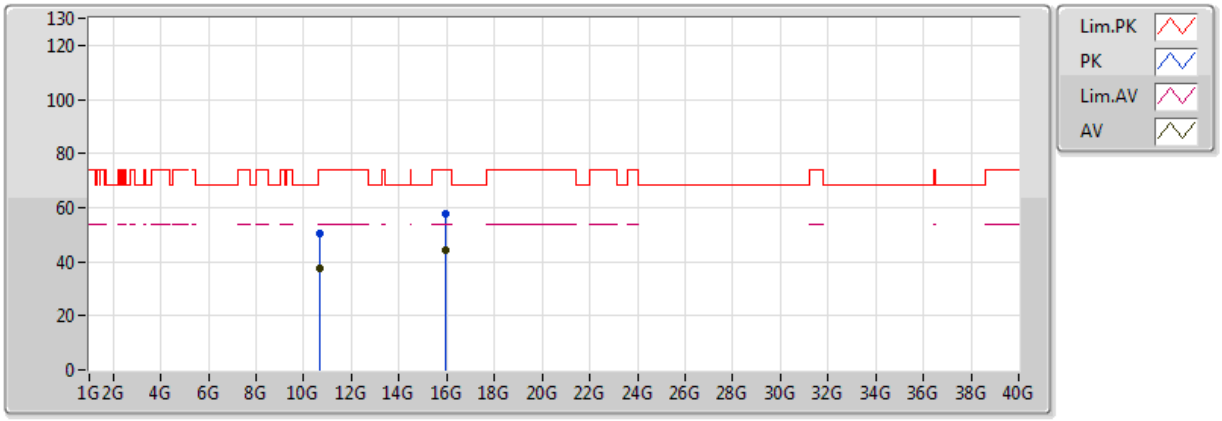

20171025
EUT Z_1TX
Setting 96
03-G-2
FSP

Type	Freq	Level	Limit	Margin	Factor	Dist	Condition	Azimuth	Height
	(Hz)	(dBuV/m)	(dBuV/m)	(dB)	(dB)	(m)		(°)	(m)
AV	10.63928G	37.54	54.00	-16.46	13.21	3	Horizontal	128	1.25
AV	15.95952G	44.30	54.00	-9.70	14.74	3	Horizontal	294	2.44
PK	10.64692G	50.35	74.00	-23.65	13.21	3	Horizontal	128	1.25
PK	15.95928G	57.44	74.00	-16.56	14.74	3	Horizontal	294	2.44

802.11a_Nss1,(6Mbps)_1TX

5500MHz_TX

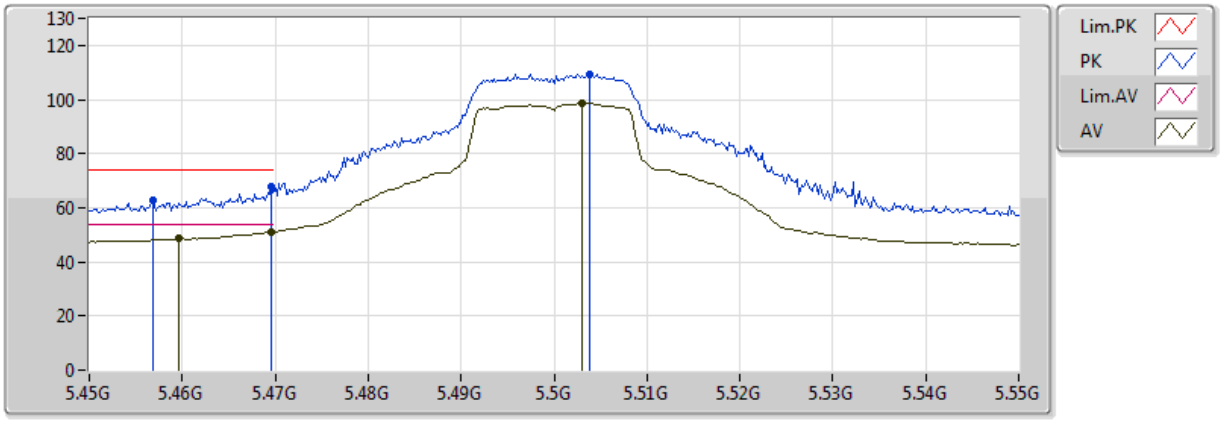

20171025
EUT Z_1TX
Setting 94
03-G-2
FSP

Type	Freq	Level	Limit	Margin	Factor	Dist	Condition	Azimuth	Height
	(Hz)	(dBuV/m)	(dBuV/m)	(dB)	(dB)	(m)		(°)	(m)
AV	5.4596G	48.54	54.00	-5.46	6.72	3	Vertical	310	2.35
AV	5.4696G	50.98	54.00	-3.02	6.76	3	Vertical	310	2.35
AV	5.503G	98.74	Inf	-Inf	6.86	3	Vertical	310	2.35
PK	5.4568G	62.57	74.00	-11.43	6.71	3	Vertical	310	2.35
PK	5.4696G	67.54	74.00	-6.46	6.76	3	Vertical	310	2.35
PK	5.5038G	109.50	Inf	-Inf	6.87	3	Vertical	310	2.35

802.11a_Nss1,(6Mbps)_1TX

5500MHz_TX

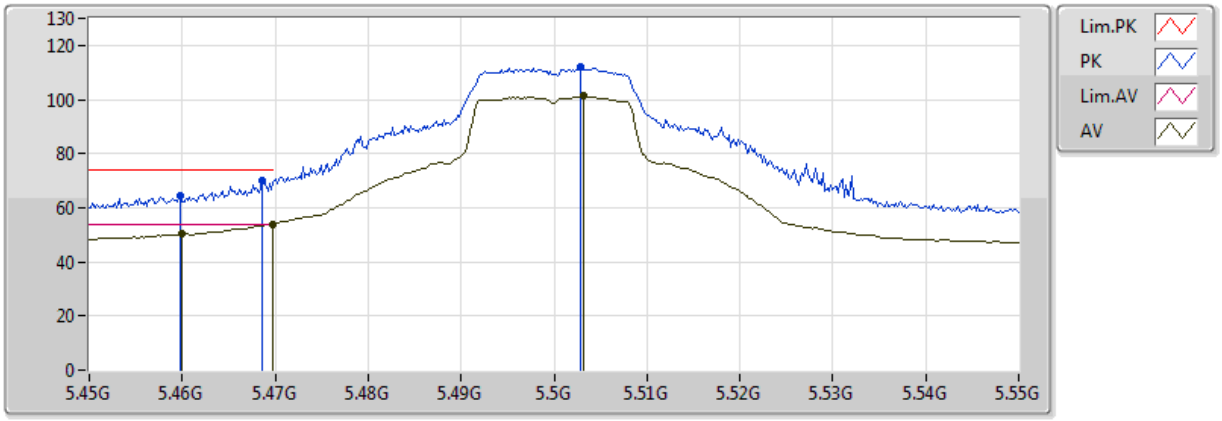

20171025
EUT Z_1TX
Setting 94
03-G-2
FSP

Type	Freq	Level	Limit	Margin	Factor	Dist	Condition	Azimuth	Height
	(Hz)	(dBuV/m)	(dBuV/m)	(dB)	(dB)	(m)		(°)	(m)
AV	5.46G	50.21	54.00	-3.79	6.72	3	Horizontal	357	1.06
AV	5.4698G	53.92	54.00	-0.08	6.76	3	Horizontal	357	1.06
AV	5.5032G	101.19	Inf	-Inf	6.87	3	Horizontal	357	1.06
PK	5.4598G	64.26	74.00	-9.74	6.72	3	Horizontal	357	1.06
PK	5.4686G	70.20	74.00	-3.80	6.75	3	Horizontal	357	1.06
PK	5.5028G	112.13	Inf	-Inf	6.86	3	Horizontal	357	1.06

802.11a_Nss1,(6Mbps)_1TX

5500MHz_TX

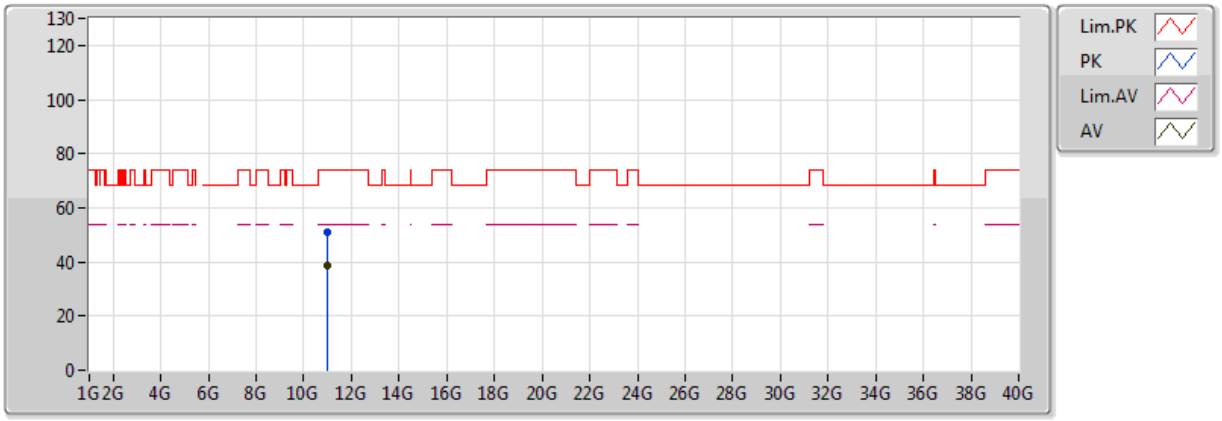

20171025
EUT Z_1TX
Setting 94
03-G-2
FSP

Type	Freq	Level	Limit	Margin	Factor	Dist	Condition	Azimuth	Height
	(Hz)	(dBuV/m)	(dBuV/m)	(dB)	(dB)	(m)		(°)	(m)
AV	11.00856G	38.51	54.00	-15.49	13.50	3	Vertical	34	2.48
PK	11.00832G	51.24	74.00	-22.76	13.50	3	Vertical	34	2.48

802.11a_Nss1,(6Mbps)_1TX

5500MHz_TX

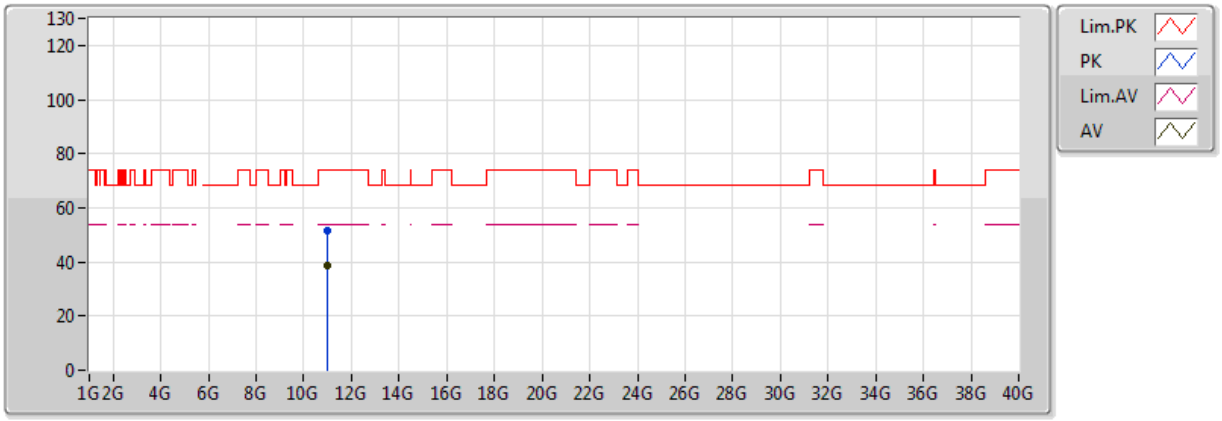

20171025
EUT Z_1TX
Setting 94
03-G-2
FSP

Type	Freq	Level	Limit	Margin	Factor	Dist	Condition	Azimuth	Height
	(Hz)	(dBuV/m)	(dBuV/m)	(dB)	(dB)	(m)		(°)	(m)
AV	11.0088G	38.46	54.00	-15.54	13.50	3	Horizontal	3	2.49
PK	10.99888G	51.50	74.00	-22.50	13.49	3	Horizontal	3	2.49

802.11a_Nss1,(6Mbps)_1TX

5580MHz_TX

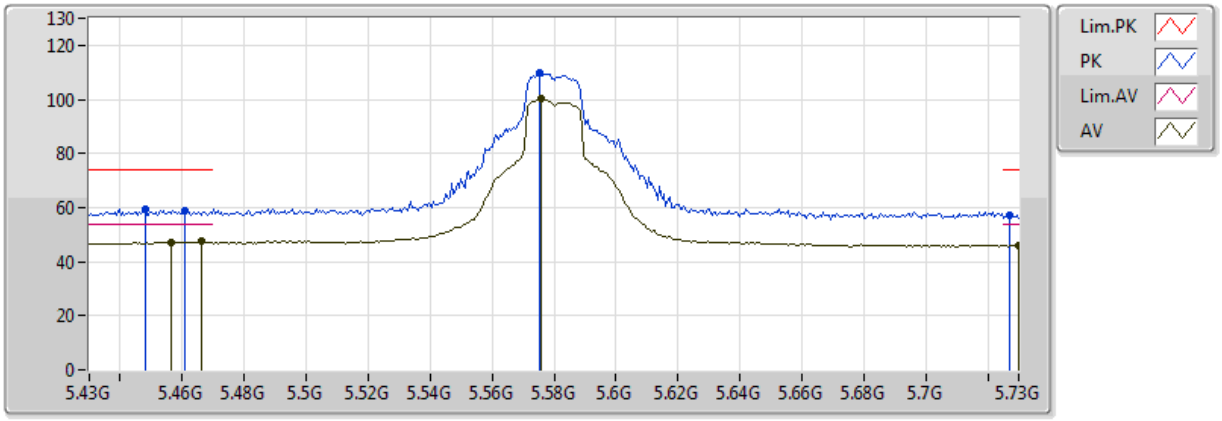

20171025
EUT Z_1TX
Setting 97
03-G-2
FSP

Type	Freq	Level	Limit	Margin	Factor	Dist	Condition	Azimuth	Height
	(Hz)	(dBuV/m)	(dBuV/m)	(dB)	(dB)	(m)		(°)	(m)
AV	5.4564G	47.33	54.00	-6.67	6.71	3	Vertical	309	1.17
AV	5.466G	47.39	54.00	-6.61	6.74	3	Vertical	309	1.17
AV	5.5758G	100.21	Inf	-Inf	6.98	3	Vertical	309	1.17
AV	5.73G	46.07	54.00	-7.93	6.95	3	Vertical	309	1.17
PK	5.448G	59.65	74.00	-14.35	6.68	3	Vertical	309	1.17
PK	5.4606G	58.86	74.00	-15.14	6.73	3	Vertical	309	1.17
PK	5.5752G	109.77	Inf	-Inf	6.98	3	Vertical	309	1.17
PK	5.727G	57.27	74.00	-16.73	6.95	3	Vertical	309	1.17

802.11a_Nss1,(6Mbps)_1TX

5580MHz_TX

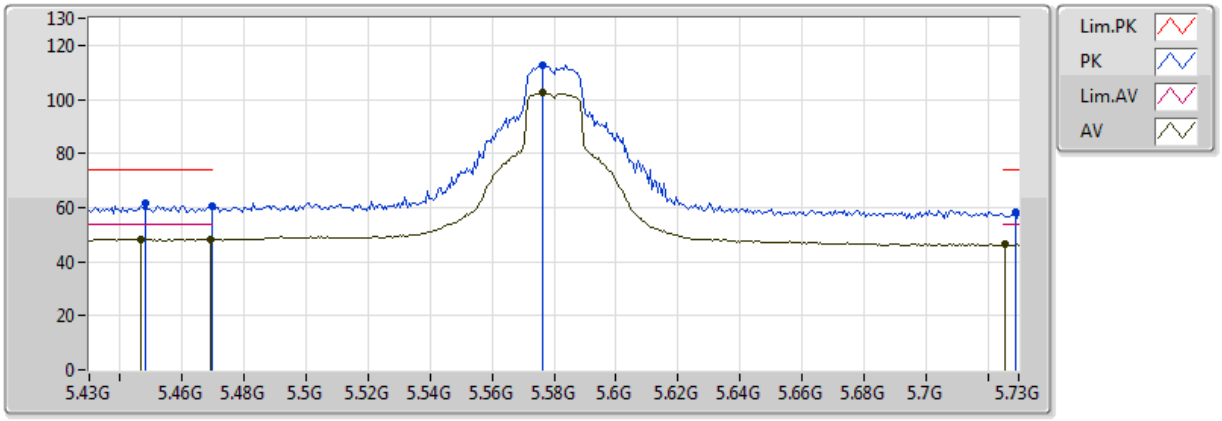

20171025
EUT Z_1TX
Setting 97
03-G-2
FSP

Type	Freq	Level	Limit	Margin	Factor	Dist	Condition	Azimuth	Height
	(Hz)	(dBuV/m)	(dBuV/m)	(dB)	(dB)	(m)		(°)	(m)
AV	5.4468G	48.34	54.00	-5.66	6.68	3	Horizontal	358	2.55
AV	5.469G	48.30	54.00	-5.70	6.75	3	Horizontal	358	2.55
AV	5.5764G	102.70	Inf	-Inf	6.98	3	Horizontal	358	2.55
AV	5.7258G	46.43	54.00	-7.57	6.95	3	Horizontal	358	2.55
PK	5.448G	61.78	74.00	-12.22	6.68	3	Horizontal	358	2.55
PK	5.4696G	60.43	74.00	-13.57	6.76	3	Horizontal	358	2.55
PK	5.5764G	112.79	Inf	-Inf	6.98	3	Horizontal	358	2.55
PK	5.7288G	58.05	74.00	-15.95	6.95	3	Horizontal	358	2.55

802.11a_Nss1,(6Mbps)_1TX

5580MHz_TX

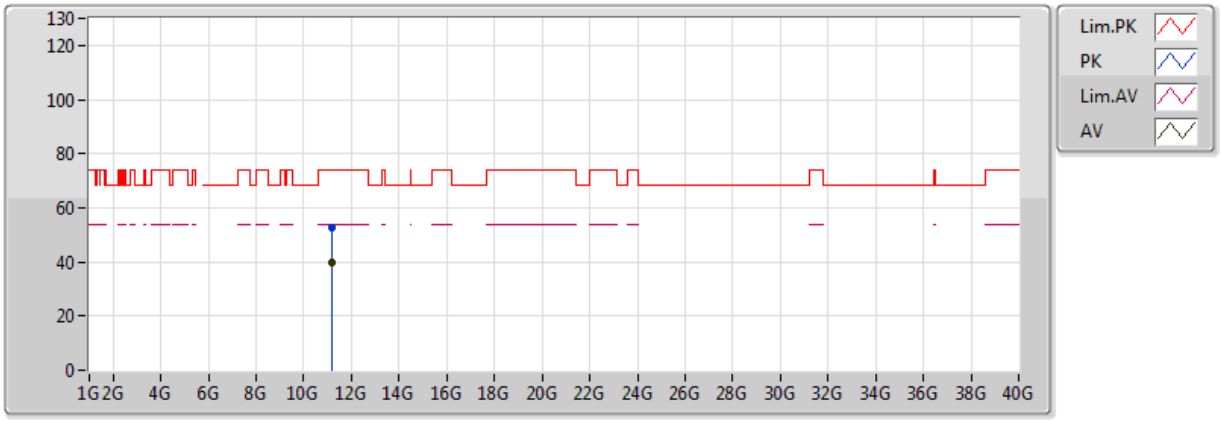

20171025
EUT Z_1TX
Setting 97
03-G-2
FSP

Type	Freq	Level	Limit	Margin	Factor	Dist	Condition	Azimuth	Height
	(Hz)	(dBuV/m)	(dBuV/m)	(dB)	(dB)	(m)		(°)	(m)
AV	11.16952G	39.85	54.00	-14.15	13.64	3	Vertical	312	2.93
PK	11.15536G	52.41	74.00	-21.59	13.63	3	Vertical	312	2.93

802.11a_Nss1,(6Mbps)_1TX

5580MHz_TX

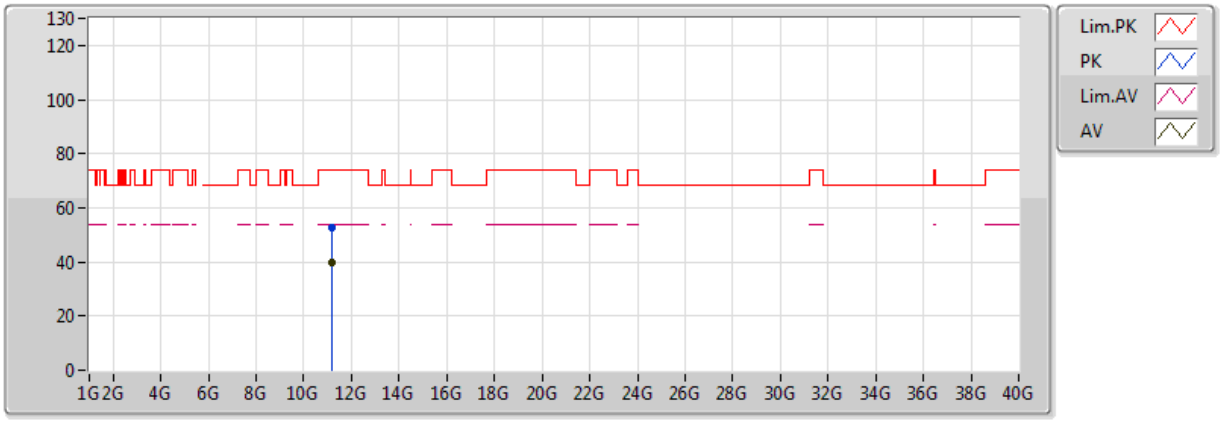

20171025
EUT Z_1TX
Setting 97
03-G-2
FSP

Type	Freq	Level	Limit	Margin	Factor	Dist	Condition	Azimuth	Height
	(Hz)	(dBuV/m)	(dBuV/m)	(dB)	(dB)	(m)		(°)	(m)
AV	11.16788G	39.76	54.00	-14.24	13.64	3	Horizontal	342	1.85
PK	11.16332G	52.80	74.00	-21.20	13.64	3	Horizontal	342	1.85

802.11a_Nss1,(6Mbps)_1TX

5700MHz_TX

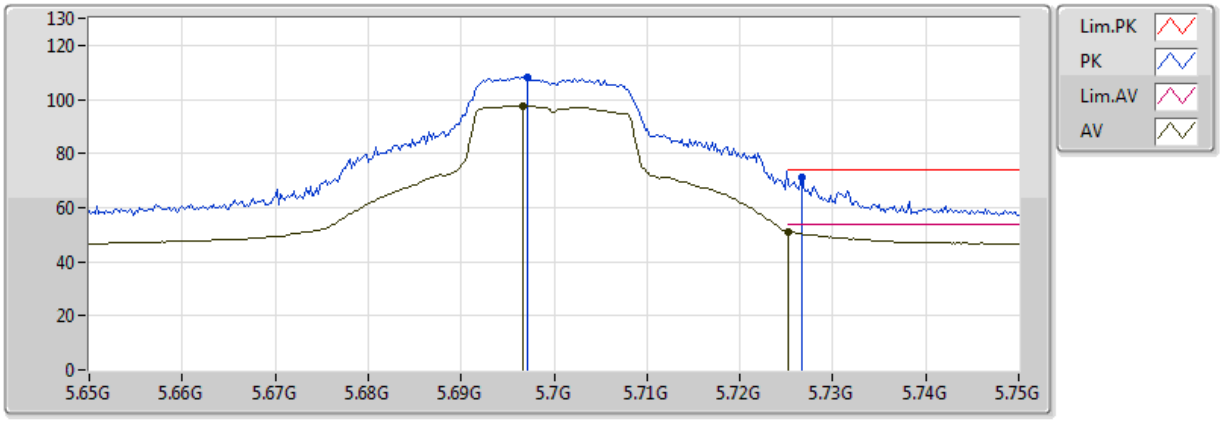

20171025
EUT Z_1TX
Setting 92
03-G-2
FSP

Type	Freq	Level	Limit	Margin	Factor	Dist	Condition	Azimuth	Height
	(Hz)	(dBuV/m)	(dBuV/m)	(dB)	(dB)	(m)		(°)	(m)
AV	5.6966G	97.76	Inf	-Inf	6.97	3	Vertical	310	1.03
AV	5.7252G	51.02	54.00	-2.98	6.95	3	Vertical	310	1.03
PK	5.6972G	108.28	Inf	-Inf	6.97	3	Vertical	310	1.03
PK	5.7266G	71.28	74.00	-2.72	6.95	3	Vertical	310	1.03

802.11a_Nss1,(6Mbps)_1TX

5700MHz_TX

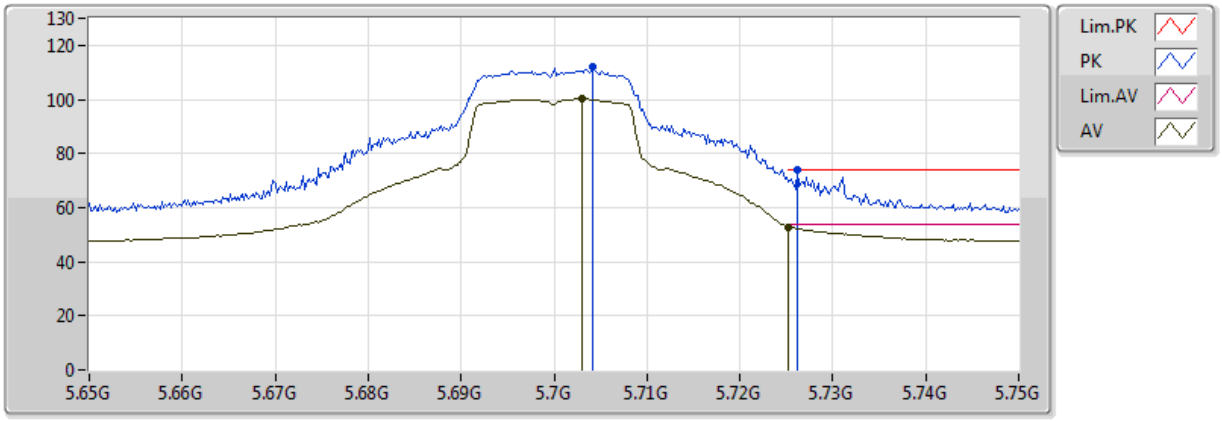

20171025
EUT Z_1TX
Setting 92
03-G-2
FSP

Type	Freq	Level	Limit	Margin	Factor	Dist	Condition	Azimuth	Height
	(Hz)	(dBuV/m)	(dBuV/m)	(dB)	(dB)	(m)		(°)	(m)
AV	5.703G	100.25	Inf	-Inf	6.97	3	Horizontal	205	2.03
AV	5.7252G	52.84	54.00	-1.16	6.95	3	Horizontal	205	2.03
PK	5.7042G	111.97	Inf	-Inf	6.97	3	Horizontal	205	2.03
PK	5.7262G	73.94	74.00	-0.06	6.95	3	Horizontal	205	2.03

802.11a_Nss1,(6Mbps)_1TX

5700MHz_TX

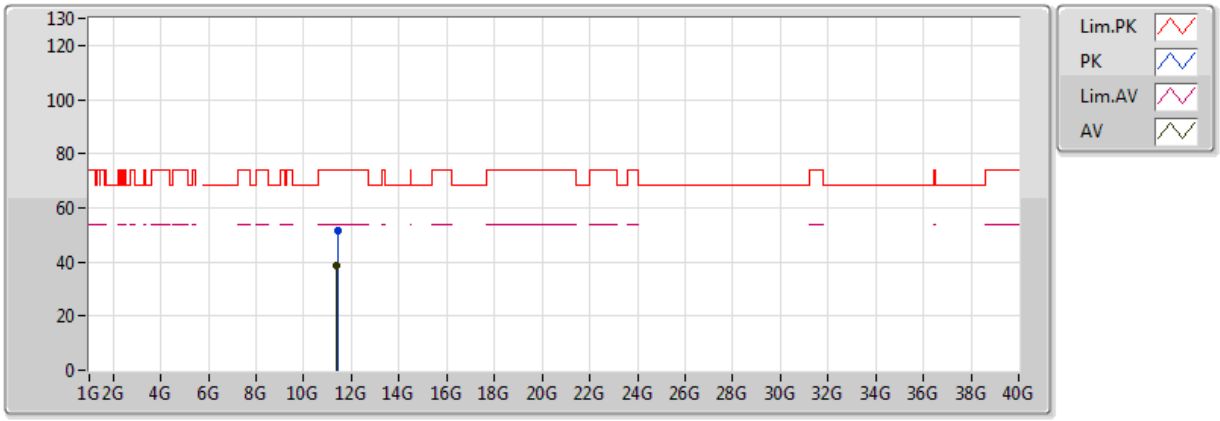

20171025
EUT Z_1TX
Setting 92
03-G-2
FSP

Type	Freq	Level	Limit	Margin	Factor	Dist	Condition	Azimuth	Height
	(Hz)	(dBuV/m)	(dBuV/m)	(dB)	(dB)	(m)		(°)	(m)
AV	11.3902G	38.43	54.00	-15.57	13.84	3	Vertical	185	1.01
PK	11.40828G	51.66	74.00	-22.34	13.85	3	Vertical	185	1.01

802.11a_Nss1,(6Mbps)_1TX

5700MHz_TX

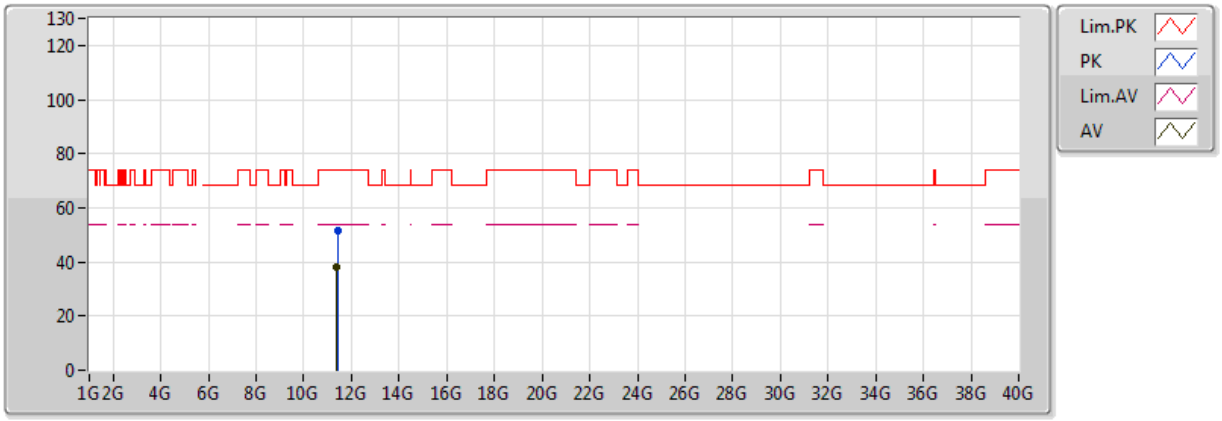

20171025
EUT Z_1TX
Setting 92
03-G-2
FSP

Type	Freq	Level	Limit	Margin	Factor	Dist	Condition	Azimuth	Height
	(Hz)	(dBuV/m)	(dBuV/m)	(dB)	(dB)	(m)		(°)	(m)
AV	11.39552G	38.38	54.00	-15.62	13.84	3	Horizontal	232	1.52
PK	11.40912G	51.58	74.00	-22.42	13.85	3	Horizontal	232	1.52

802.11a_Nss1,(6Mbps)_1TX

5745MHz_TX

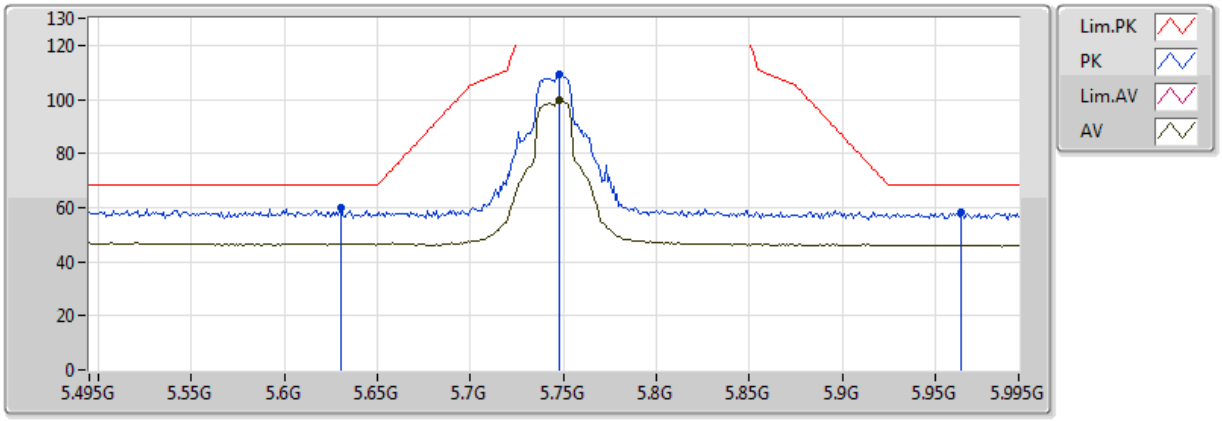

20171025
EUT Z_1TX
Setting 98
03-G-2
FSP

Type	Freq	Level	Limit	Margin	Factor	Dist	Condition	Azimuth	Height
	(Hz)	(dBuV/m)	(dBuV/m)	(dB)	(dB)	(m)		(°)	(m)
AV	5.748G	99.58	Inf	-Inf	6.94	3	Vertical	304	2.40
PK	5.63G	60.08	68.20	-8.12	7.01	3	Vertical	304	2.40
PK	5.748G	109.18	Inf	-Inf	6.94	3	Vertical	304	2.40
PK	5.964G	58.25	68.20	-9.95	7.09	3	Vertical	304	2.40

802.11a_Nss1,(6Mbps)_1TX

5745MHz_TX

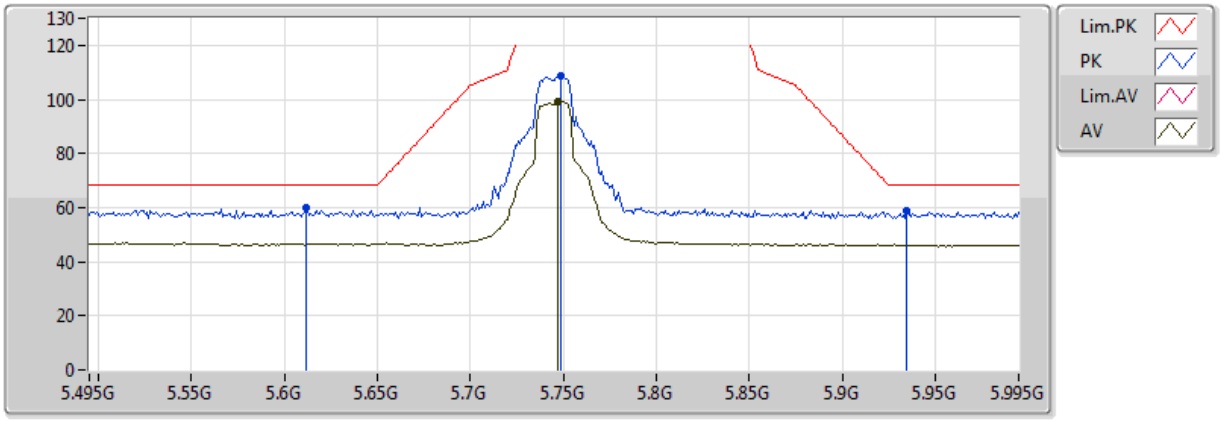

20171025
EUT Z_1TX
Setting 98
03-G-2
FSP

Type	Freq	Level	Limit	Margin	Factor	Dist	Condition	Azimuth	Height
	(Hz)	(dBuV/m)	(dBuV/m)	(dB)	(dB)	(m)		(°)	(m)
AV	5.747G	99.38	Inf	-Inf	6.94	3	Horizontal	311	2.05
PK	5.612G	59.97	68.20	-8.23	7.01	3	Horizontal	311	2.05
PK	5.749G	108.69	Inf	-Inf	6.94	3	Horizontal	311	2.05
PK	5.935G	58.69	68.20	-9.51	7.06	3	Horizontal	311	2.05

802.11a_Nss1,(6Mbps)_1TX

5745MHz_TX

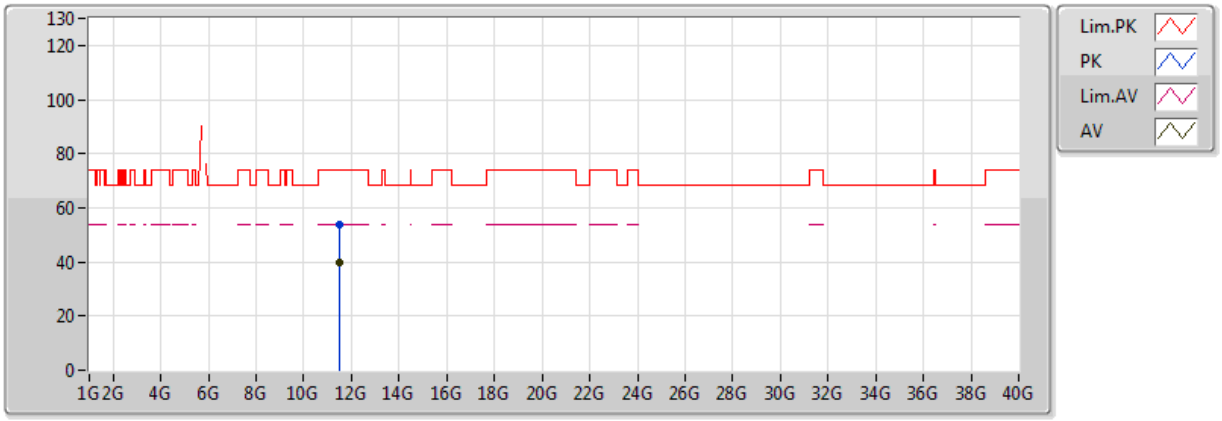

20171025
EUT Z_1TX
Setting 98
03-G-2
FSP

Type	Freq	Level	Limit	Margin	Factor	Dist	Condition	Azimuth	Height
	(Hz)	(dBuV/m)	(dBuV/m)	(dB)	(dB)	(m)		(°)	(m)
AV	11.49356G	39.87	54.00	-14.13	13.93	3	Vertical	171	1.21
PK	11.49948G	53.53	74.00	-20.47	13.93	3	Vertical	171	1.21

802.11a_Nss1,(6Mbps)_1TX

5745MHz_TX

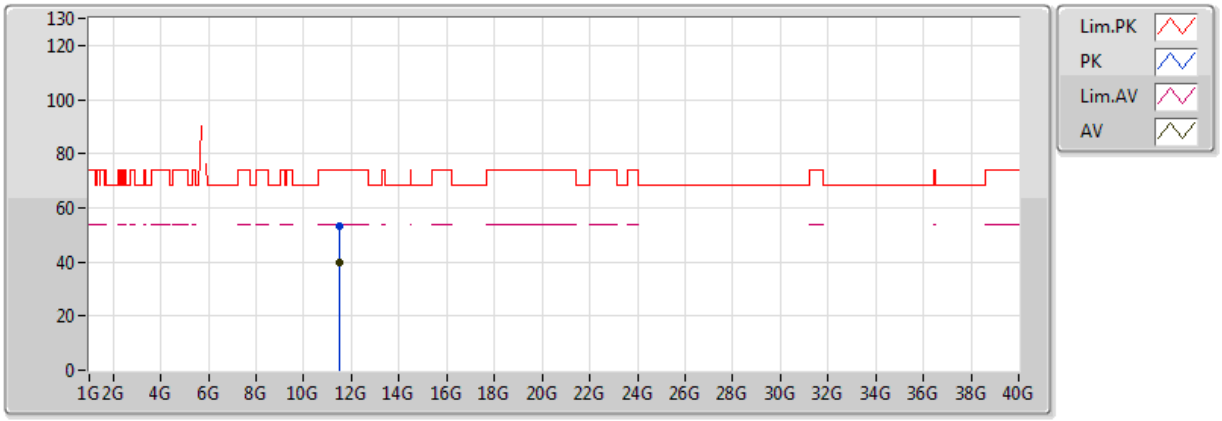

20171025
EUT Z_1TX
Setting 98
03-G-2
FSP

Type	Freq	Level	Limit	Margin	Factor	Dist	Condition	Azimuth	Height
	(Hz)	(dBuV/m)	(dBuV/m)	(dB)	(dB)	(m)		(°)	(m)
AV	11.48764G	39.86	54.00	-14.14	13.92	3	Horizontal	202	2.28
PK	11.49052G	52.97	74.00	-21.03	13.93	3	Horizontal	202	2.28

802.11a_Nss1,(6Mbps)_1TX

5785MHz_TX

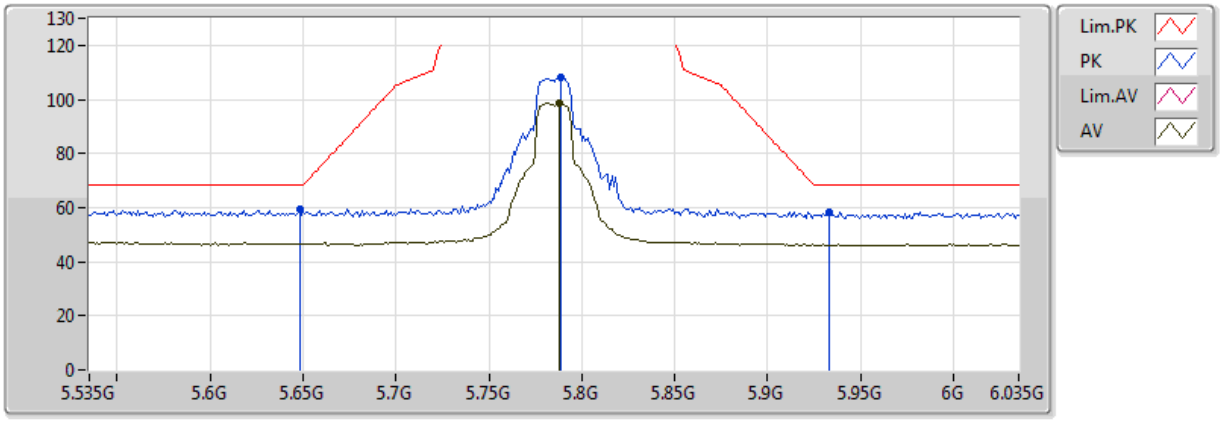

20171025
EUT Z_1TX
Setting 98
03-G-2
FSP

Type	Freq	Level	Limit	Margin	Factor	Dist	Condition	Azimuth	Height
	(Hz)	(dBuV/m)	(dBuV/m)	(dB)	(dB)	(m)		(°)	(m)
AV	5.788G	98.70	Inf	-Inf	6.92	3	Vertical	310	1.27
PK	5.648G	59.59	68.20	-8.61	7.00	3	Vertical	310	1.27
PK	5.789G	107.89	Inf	-Inf	6.92	3	Vertical	310	1.27
PK	5.933G	58.32	68.20	-9.88	7.06	3	Vertical	310	1.27

802.11a_Nss1,(6Mbps)_1TX

5785MHz_TX

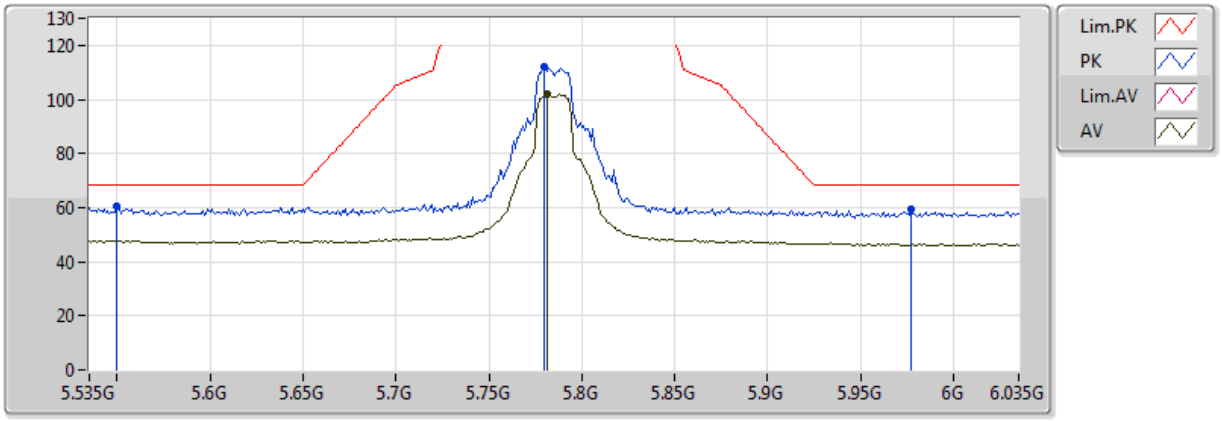

20171025
EUT Z_1TX
Setting 98
03-G-2
FSP

Type	Freq	Level	Limit	Margin	Factor	Dist	Condition	Azimuth	Height
	(Hz)	(dBuV/m)	(dBuV/m)	(dB)	(dB)	(m)		(°)	(m)
AV	5.781G	101.99	Inf	-Inf	6.92	3	Horizontal	322	1.01
PK	5.55G	60.58	68.20	-7.62	6.94	3	Horizontal	322	1.01
PK	5.78G	112.10	Inf	-Inf	6.92	3	Horizontal	322	1.01
PK	5.977G	59.55	68.20	-8.65	7.10	3	Horizontal	322	1.01

802.11a_Nss1,(6Mbps)_1TX

5785MHz_TX

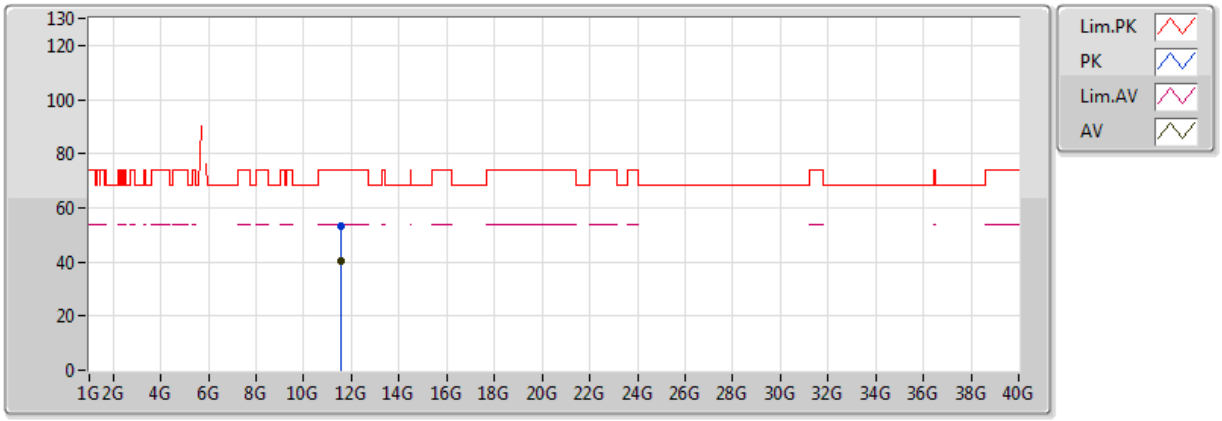

20171025
EUT Z_1TX
Setting 98
03-G-2
FSP

Type	Freq	Level	Limit	Margin	Factor	Dist	Condition	Azimuth	Height
	(Hz)	(dBuV/m)	(dBuV/m)	(dB)	(dB)	(m)		(°)	(m)
AV	11.56784G	40.14	54.00	-13.86	14.00	3	Vertical	229	2.01
PK	11.56236G	53.18	74.00	-20.82	13.99	3	Vertical	229	2.01

802.11a_Nss1,(6Mbps)_1TX

5785MHz_TX

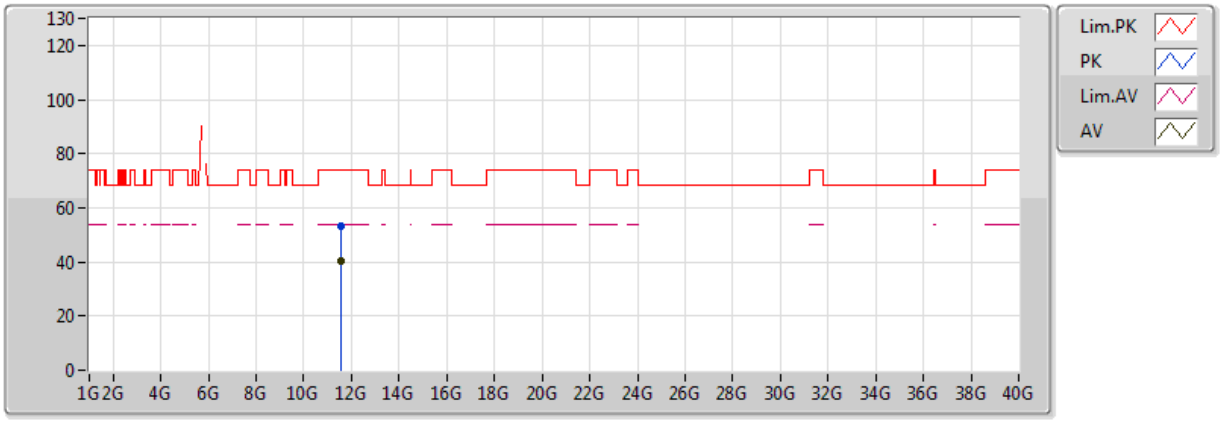

20171025
EUT Z_1TX
Setting 98
03-G-2
FSP

Type	Freq	Level	Limit	Margin	Factor	Dist	Condition	Azimuth	Height
	(Hz)	(dBuV/m)	(dBuV/m)	(dB)	(dB)	(m)		(°)	(m)
AV	11.56152G	40.16	54.00	-13.84	13.99	3	Horizontal	313	1.87
PK	11.5686G	53.45	74.00	-20.55	14.00	3	Horizontal	313	1.87

802.11a_Nss1,(6Mbps)_1TX

5825MHz_TX

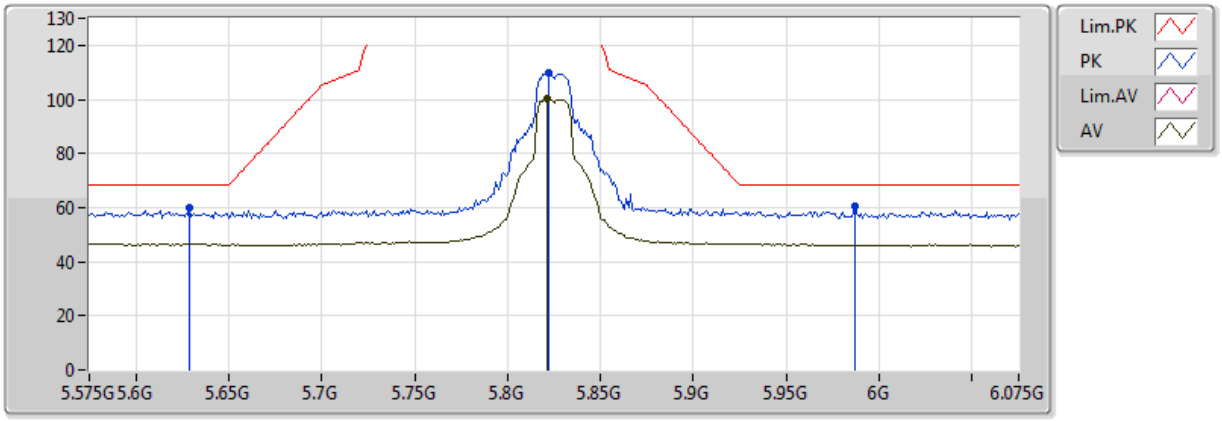

20171025
EUT Z_1TX
Setting 98
03-G-2
FSP

Type	Freq	Level	Limit	Margin	Factor	Dist	Condition	Azimuth	Height
	(Hz)	(dBuV/m)	(dBuV/m)	(dB)	(dB)	(m)		(°)	(m)
AV	5.821G	100.22	Inf	-Inf	6.93	3	Vertical	141	1.38
PK	5.629G	59.76	68.20	-8.44	7.01	3	Vertical	141	1.38
PK	5.822G	109.75	Inf	-Inf	6.93	3	Vertical	141	1.38
PK	5.987G	60.38	68.20	-7.82	7.12	3	Vertical	141	1.38

802.11a_Nss1,(6Mbps)_1TX

5825MHz_TX

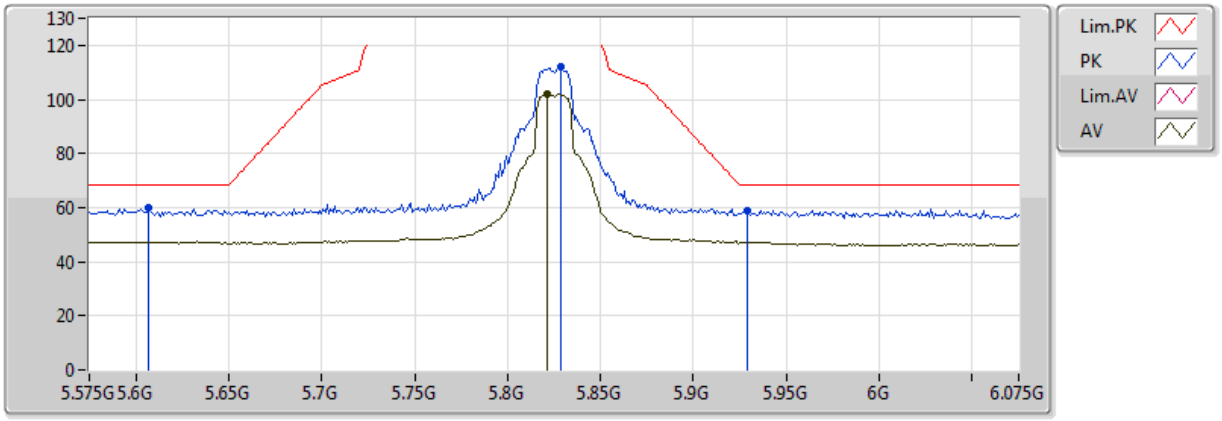

20171025
EUT Z_1TX
Setting 98
03-G-2
FSP

Type	Freq	Level	Limit	Margin	Factor	Dist	Condition	Azimuth	Height
	(Hz)	(dBuV/m)	(dBuV/m)	(dB)	(dB)	(m)		(°)	(m)
AV	5.821G	101.99	Inf	-Inf	6.93	3	Horizontal	321	1.02
PK	5.607G	60.01	68.20	-8.19	7.02	3	Horizontal	321	1.02
PK	5.829G	112.10	Inf	-Inf	6.94	3	Horizontal	321	1.02
PK	5.929G	58.85	68.20	-9.35	7.05	3	Horizontal	321	1.02

802.11a_Nss1,(6Mbps)_1TX

5825MHz_TX

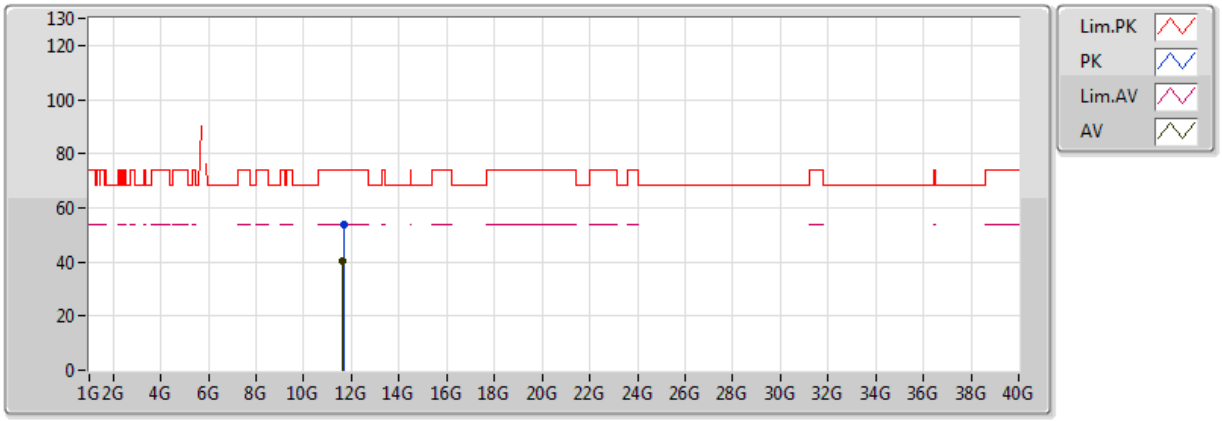

20171025
EUT Z_1TX
Setting 98
03-G-2
FSP

Type	Freq	Level	Limit	Margin	Factor	Dist	Condition	Azimuth	Height
	(Hz)	(dBuV/m)	(dBuV/m)	(dB)	(dB)	(m)		(°)	(m)
AV	11.64836G	40.23	54.00	-13.77	14.07	3	Vertical	343	1.74
PK	11.65972G	53.68	74.00	-20.32	14.08	3	Vertical	343	1.74

802.11a_Nss1,(6Mbps)_1TX

5825MHz_TX

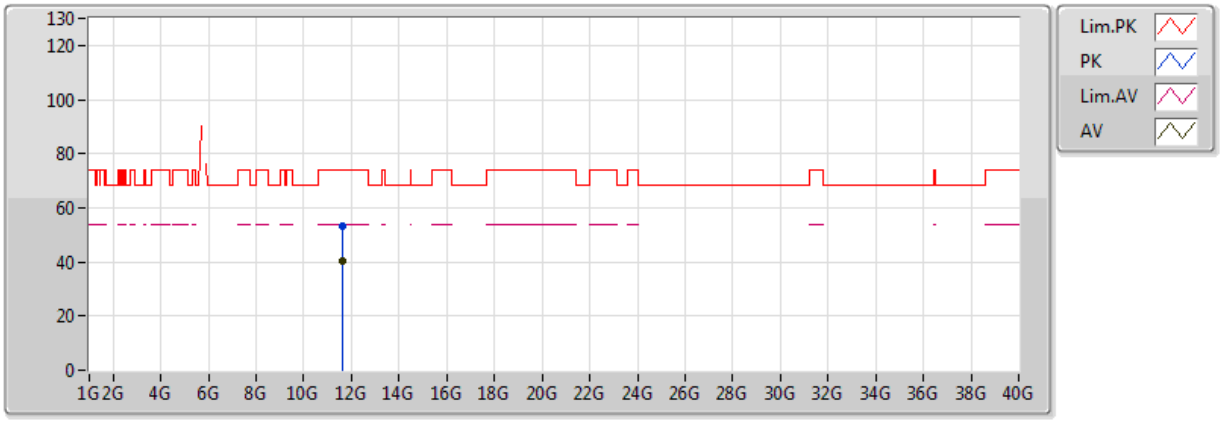

20171025
EUT Z_1TX
Setting 98
03-G-2
FSP

Type	Freq	Level	Limit	Margin	Factor	Dist	Condition	Azimuth	Height
	(Hz)	(dBuV/m)	(dBuV/m)	(dB)	(dB)	(m)		(°)	(m)
AV	11.65124G	40.26	54.00	-13.74	14.07	3	Horizontal	236	2.29
PK	11.65392G	53.44	74.00	-20.56	14.07	3	Horizontal	236	2.29

802.11n HT20_Nss1,(MCS0)_2TX

5180MHz_TX

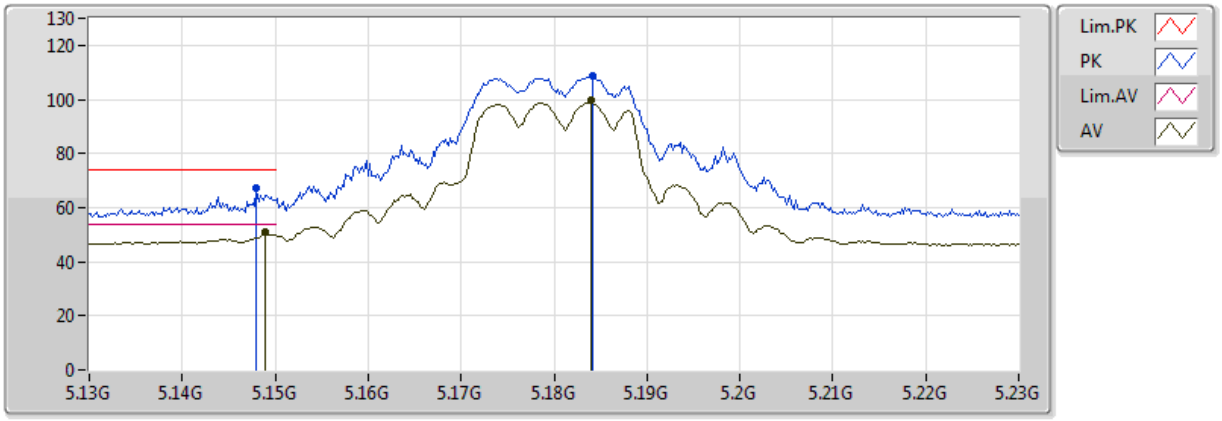

20171025
EUT Z_2TX
Setting 83
03-Z-1
FSP

Type	Freq	Level	Limit	Margin	Factor	Dist	Condition	Azimuth	Height
	(Hz)	(dBuV/m)	(dBuV/m)	(dB)	(dB)	(m)		(°)	(m)
AV	5.149G	50.85	54.00	-3.15	5.93	3	Vertical	70	1.49
AV	5.184G	99.55	Inf	-Inf	5.96	3	Vertical	70	1.49
PK	5.148G	67.19	74.00	-6.81	5.93	3	Vertical	70	1.49
PK	5.1842G	108.96	Inf	-Inf	5.96	3	Vertical	70	1.49

802.11n HT20_Nss1,(MCS0)_2TX

5180MHz_TX

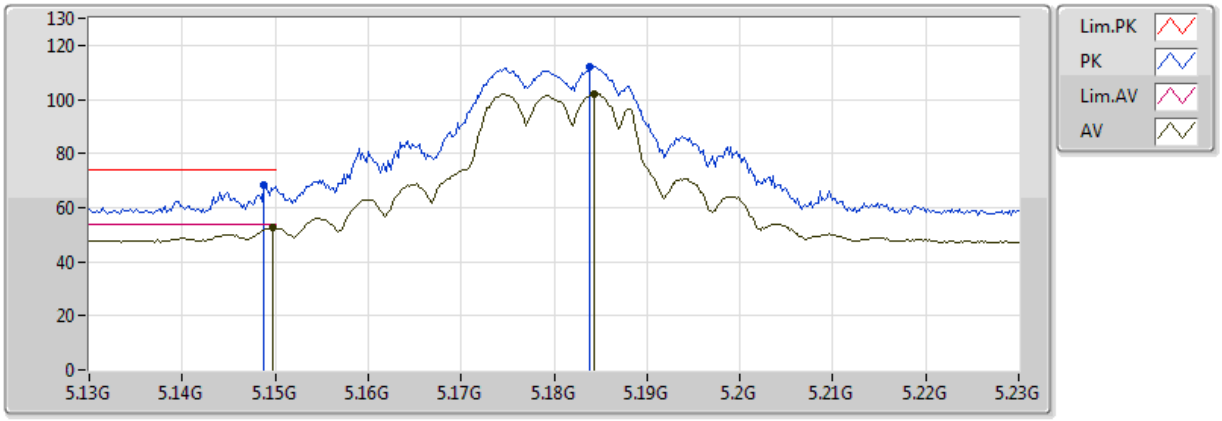

20171025
EUT Z_2TX
Setting 83
03-Z-1
FSP

Type	Freq	Level	Limit	Margin	Factor	Dist	Condition	Azimuth	Height
	(Hz)	(dBuV/m)	(dBuV/m)	(dB)	(dB)	(m)		(°)	(m)
AV	5.1498G	52.56	54.00	-1.44	5.93	3	Horizontal	46	1.42
AV	5.1844G	102.18	Inf	-Inf	5.96	3	Horizontal	46	1.42
PK	5.1488G	68.58	74.00	-5.42	5.93	3	Horizontal	46	1.42
PK	5.1838G	112.25	Inf	-Inf	5.96	3	Horizontal	46	1.42

802.11n HT20_Nss1,(MCS0)_2TX

5180MHz_TX

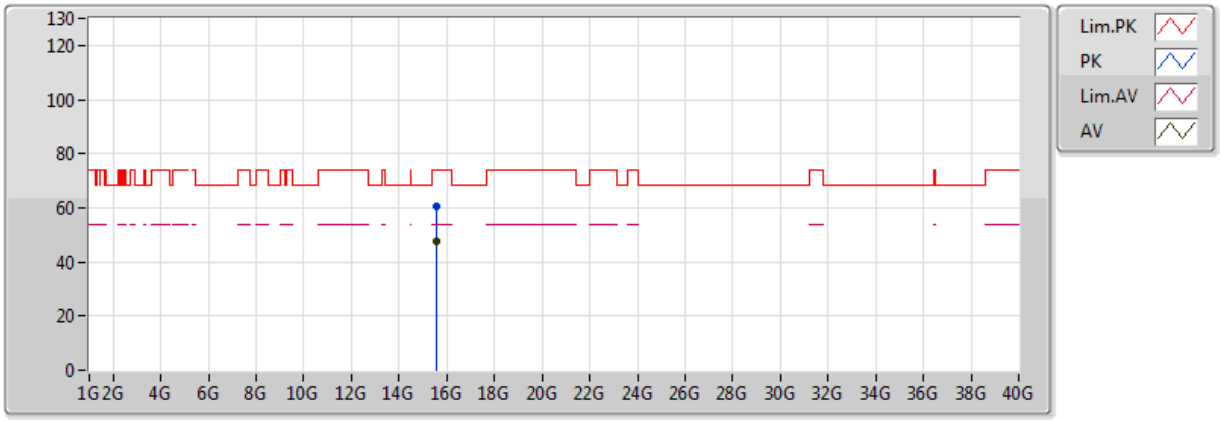

20171025
EUT Z_2TX
Setting 83
03-Z-1
FSP

Type	Freq	Level	Limit	Margin	Factor	Dist	Condition	Azimuth	Height
	(Hz)	(dBuV/m)	(dBuV/m)	(dB)	(dB)	(m)		(°)	(m)
AV	15.5848G	47.74	54.00	-6.26	16.13	3	Vertical	35	1.23
PK	15.5722G	60.41	74.00	-13.59	16.18	3	Vertical	35	1.23

802.11n HT20_Nss1,(MCS0)_2TX

5180MHz_TX

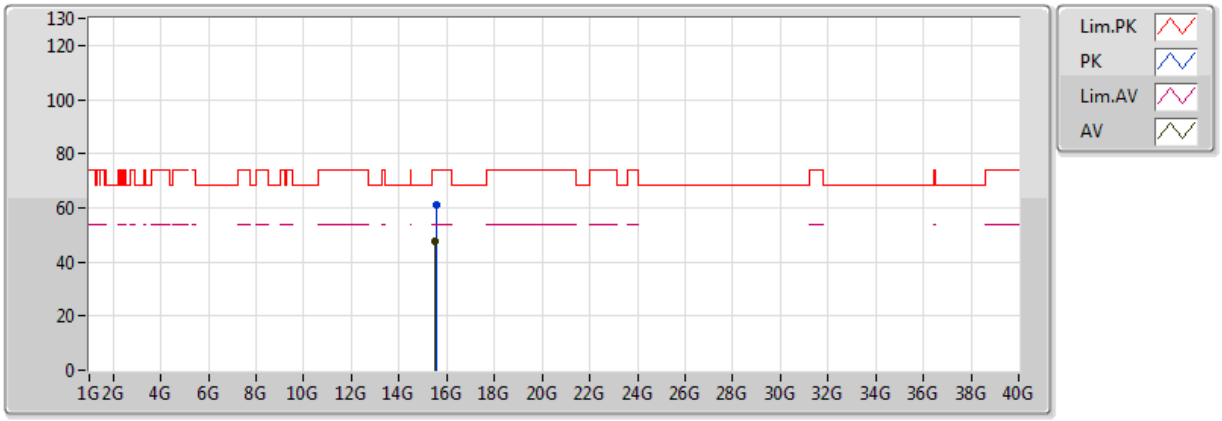

20171025
EUT Z_2TX
Setting 83
03-Z-1
FSP

Type	Freq	Level	Limit	Margin	Factor	Dist	Condition	Azimuth	Height
	(Hz)	(dBuV/m)	(dBuV/m)	(dB)	(dB)	(m)		(°)	(m)
AV	15.53672G	47.54	54.00	-6.46	16.31	3	Horizontal	38	1.14
PK	15.53984G	61.10	74.00	-12.90	16.30	3	Horizontal	38	1.14

802.11n HT20_Nss1,(MCS0)_2TX

5200MHz_TX

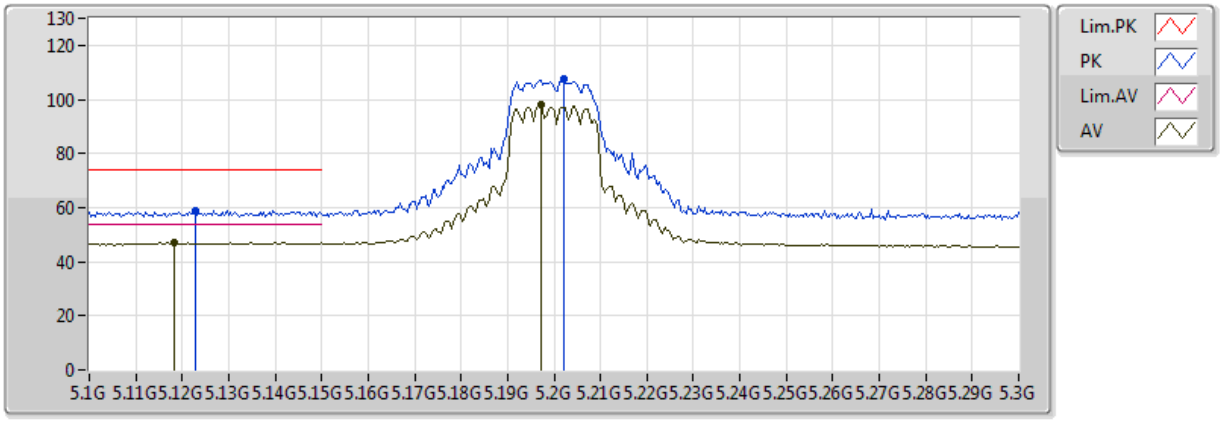

20171025
EUT Z_2TX
Setting 80
03-Z-1
FSP

Type	Freq	Level	Limit	Margin	Factor	Dist	Condition	Azimuth	Height
	(Hz)	(dBuV/m)	(dBuV/m)	(dB)	(dB)	(m)		(°)	(m)
AV	5.1184G	47.17	54.00	-6.83	5.90	3	Vertical	69	1.48
AV	5.1972G	97.88	Inf	-Inf	5.97	3	Vertical	69	1.48
PK	5.1228G	58.94	74.00	-15.06	5.91	3	Vertical	69	1.48
PK	5.202G	107.35	Inf	-Inf	5.98	3	Vertical	69	1.48

802.11n HT20_Nss1,(MCS0)_2TX

5200MHz_TX

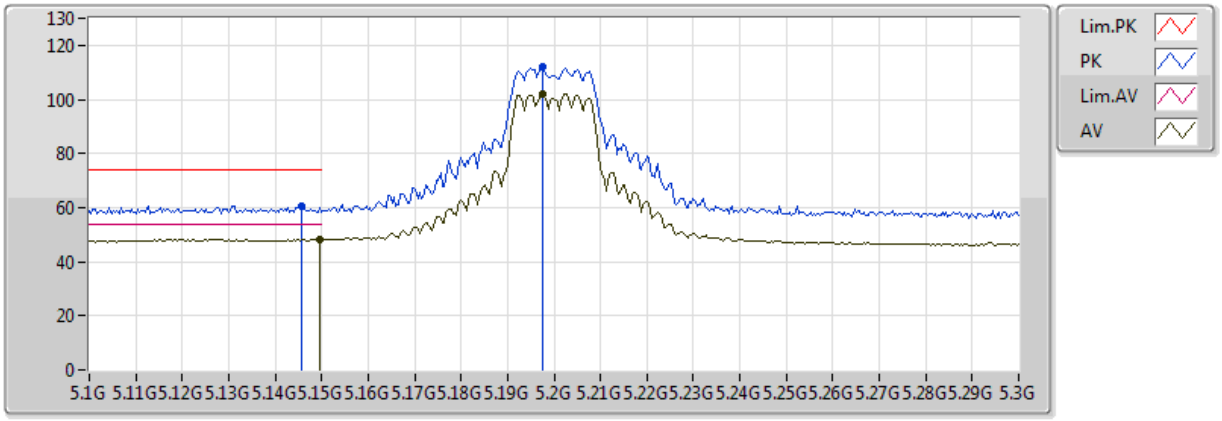

20171025
EUT Z_2TX
Setting 80
03-Z-1
FSP

Type	Freq	Level	Limit	Margin	Factor	Dist	Condition	Azimuth	Height
	(Hz)	(dBuV/m)	(dBuV/m)	(dB)	(dB)	(m)		(°)	(m)
AV	5.1496G	48.32	54.00	-5.68	5.93	3	Horizontal	48	1.11
AV	5.1976G	102.25	Inf	-Inf	5.97	3	Horizontal	48	1.11
PK	5.1456G	60.77	74.00	-13.23	5.93	3	Horizontal	48	1.11
PK	5.1976G	112.14	Inf	-Inf	5.97	3	Horizontal	48	1.11

802.11n HT20_Nss1,(MCS0)_2TX

5200MHz_TX

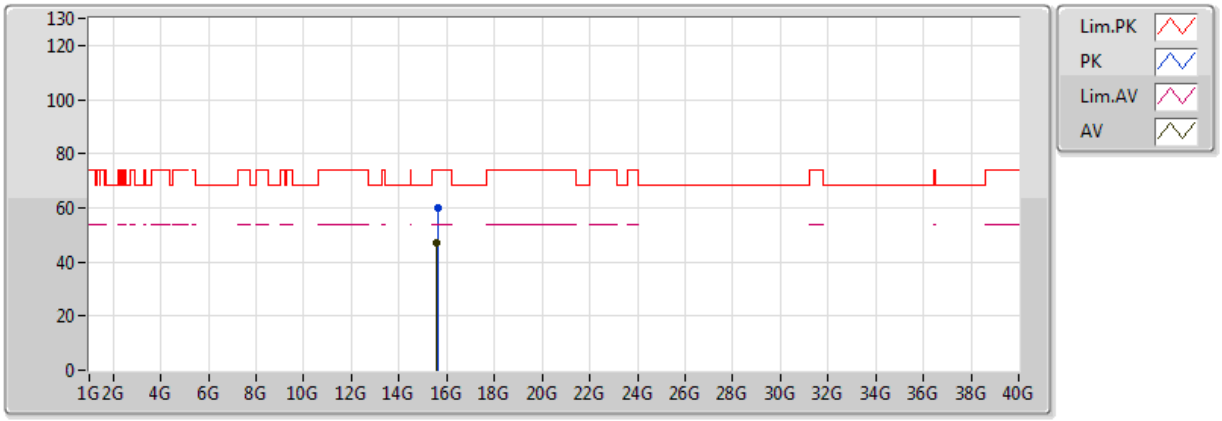

20171025
EUT Z_2TX
Setting 80
03-Z-1
FSP

Type	Freq	Level	Limit	Margin	Factor	Dist	Condition	Azimuth	Height
	(Hz)	(dBuV/m)	(dBuV/m)	(dB)	(dB)	(m)		(°)	(m)
AV	15.5944G	47.14	54.00	-6.86	16.10	3	Vertical	281	2.11
PK	15.60908G	59.96	74.00	-14.04	16.04	3	Vertical	281	2.11

802.11n HT20_Nss1,(MCS0)_2TX

5200MHz_TX

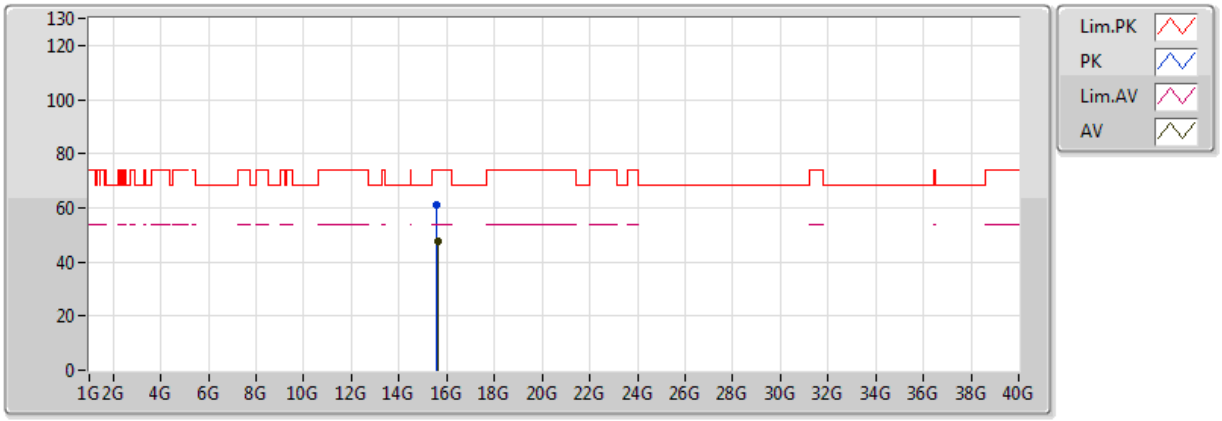

20171025
EUT Z_2TX
Setting 80
03-Z-1
FSP

Type	Freq	Level	Limit	Margin	Factor	Dist	Condition	Azimuth	Height
	(Hz)	(dBuV/m)	(dBuV/m)	(dB)	(dB)	(m)		(°)	(m)
AV	15.60932G	47.38	54.00	-6.62	16.04	3	Horizontal	232	2.21
PK	15.59908G	60.97	74.00	-13.03	16.08	3	Horizontal	232	2.21

802.11n HT20_Nss1,(MCS0)_2TX

5240MHz_TX

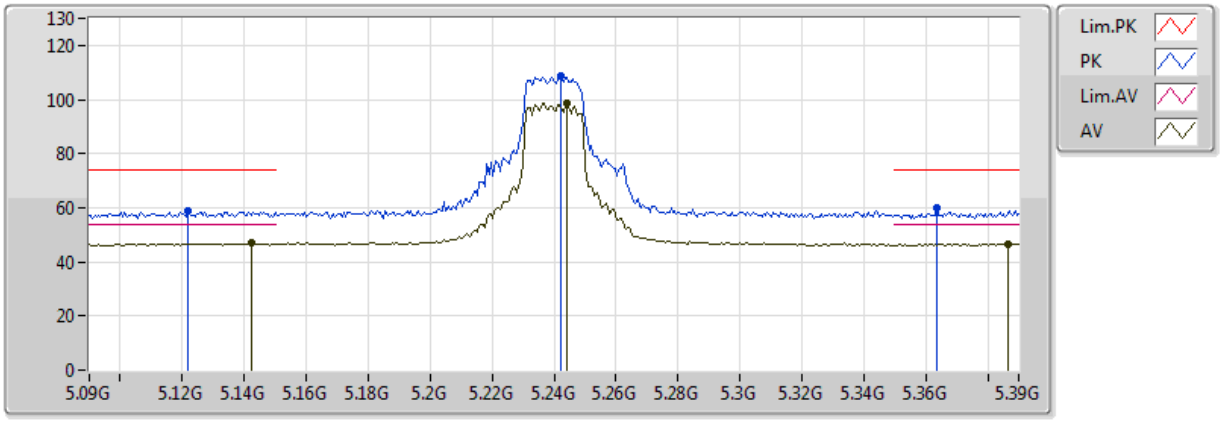

20171025
EUT Z_2TX
Setting 80
03-Z-1
FSP

Type	Freq	Level	Limit	Margin	Factor	Dist	Condition	Azimuth	Height
	(Hz)	(dBuV/m)	(dBuV/m)	(dB)	(dB)	(m)		(°)	(m)
AV	5.1422G	46.86	54.00	-7.14	5.92	3	Vertical	176	1.30
AV	5.2442G	98.52	Inf	-Inf	6.10	3	Vertical	176	1.30
AV	5.3864G	46.71	54.00	-7.29	6.49	3	Vertical	176	1.30
PK	5.1218G	58.68	74.00	-15.32	5.91	3	Vertical	176	1.30
PK	5.2424G	108.49	Inf	-Inf	6.10	3	Vertical	176	1.30
PK	5.3636G	59.84	74.00	-14.16	6.43	3	Vertical	176	1.30

802.11n HT20_Nss1,(MCS0)_2TX

5240MHz_TX

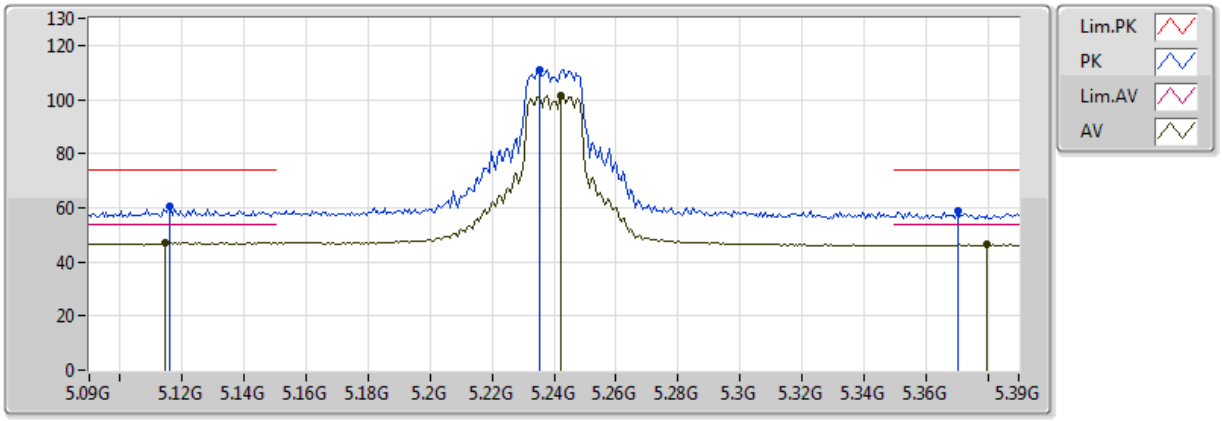

20171025
EUT Z_2TX
Setting 80
03-Z-1
FSP

Type	Freq	Level	Limit	Margin	Factor	Dist	Condition	Azimuth	Height
	(Hz)	(dBuV/m)	(dBuV/m)	(dB)	(dB)	(m)		(°)	(m)
AV	5.1146G	47.13	54.00	-6.87	5.90	3	Horizontal	49	1.00
AV	5.2424G	101.45	Inf	-Inf	6.10	3	Horizontal	49	1.00
AV	5.3798G	46.42	54.00	-7.58	6.47	3	Horizontal	49	1.00
PK	5.1158G	60.55	74.00	-13.45	5.90	3	Horizontal	49	1.00
PK	5.2352G	110.87	Inf	-Inf	6.08	3	Horizontal	49	1.00
PK	5.3702G	58.88	74.00	-15.12	6.45	3	Horizontal	49	1.00

802.11n HT20_Nss1,(MCS0)_2TX

5240MHz_TX

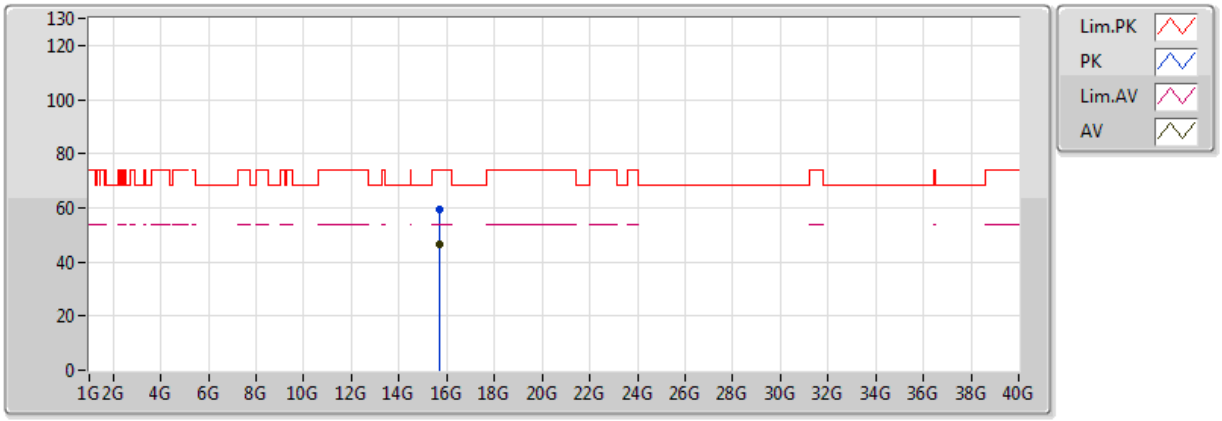

20171025
EUT Z_2TX
Setting 80
03-Z-1
FSP

Type	Freq	Level	Limit	Margin	Factor	Dist	Condition	Azimuth	Height
	(Hz)	(dBuV/m)	(dBuV/m)	(dB)	(dB)	(m)		(°)	(m)
AV	15.72308G	46.41	54.00	-7.59	15.62	3	Vertical	69	1.48
PK	15.72516G	59.50	74.00	-14.50	15.61	3	Vertical	69	1.48

802.11n HT20_Nss1,(MCS0)_2TX

5240MHz_TX

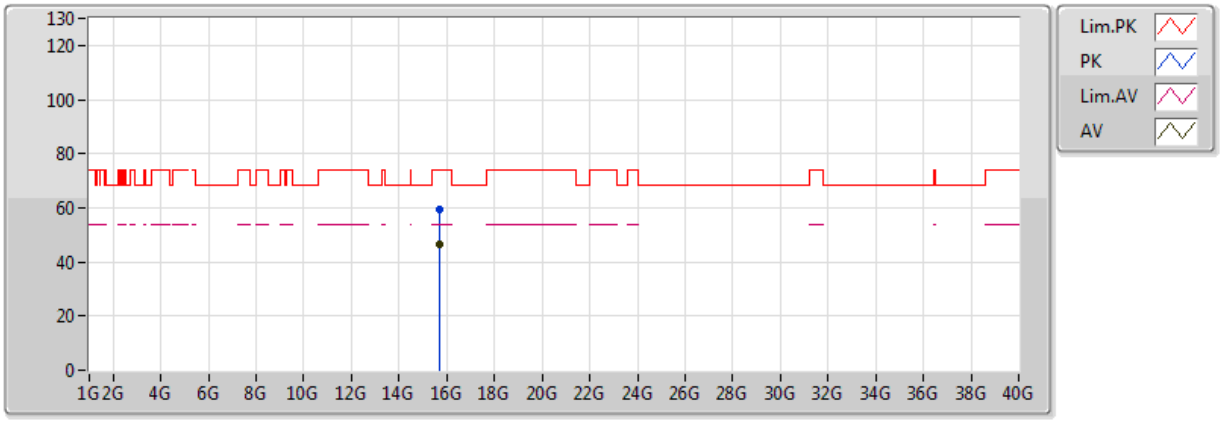

20171025
EUT Z_2TX
Setting 80
03-Z-1
FSP

Type	Freq	Level	Limit	Margin	Factor	Dist	Condition	Azimuth	Height
	(Hz)	(dBuV/m)	(dBuV/m)	(dB)	(dB)	(m)		(°)	(m)
AV	15.72696G	46.41	54.00	-7.59	15.61	3	Horizontal	69	1.48
PK	15.71556G	59.26	74.00	-14.74	15.65	3	Horizontal	69	1.48

802.11n HT20_Nss1,(MCS0)_2TX

5260MHz_TX

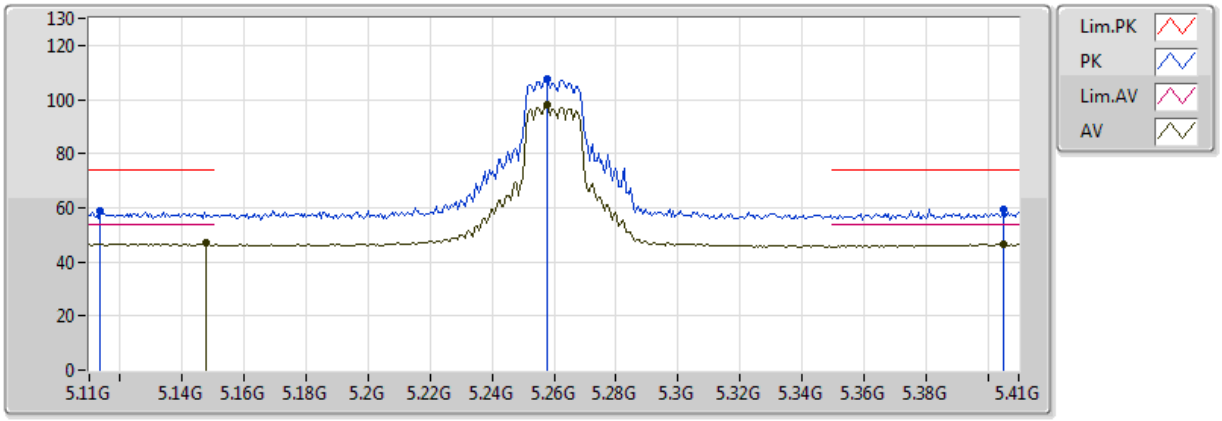

20171025
EUT Z_2TX
Setting 84
03-Z-1
FSP

Type	Freq	Level	Limit	Margin	Factor	Dist	Condition	Azimuth	Height
	(Hz)	(dBuV/m)	(dBuV/m)	(dB)	(dB)	(m)		(°)	(m)
AV	5.1478G	46.90	54.00	-7.10	5.93	3	Vertical	314	1.47
AV	5.2576G	98.00	Inf	-Inf	6.14	3	Vertical	314	1.47
AV	5.4052G	46.75	54.00	-7.25	6.54	3	Vertical	314	1.47
PK	5.1136G	58.66	74.00	-15.34	5.90	3	Vertical	314	1.47
PK	5.2576G	107.34	Inf	-Inf	6.14	3	Vertical	314	1.47
PK	5.4052G	59.15	74.00	-14.85	6.54	3	Vertical	314	1.47

802.11n HT20_Nss1,(MCS0)_2TX

5260MHz_TX

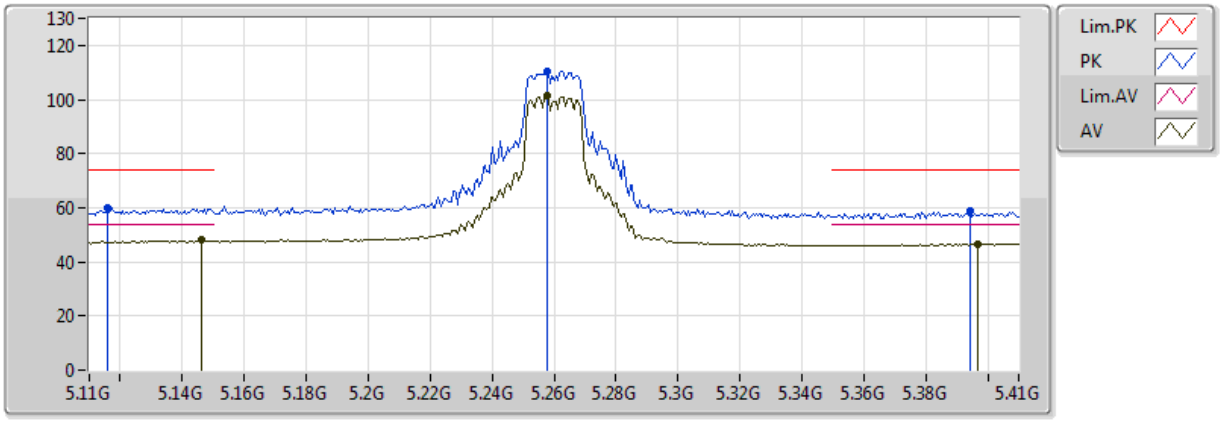

20171025
EUT Z_2TX
Setting 84
03-Z-1
FSP

Type	Freq	Level	Limit	Margin	Factor	Dist	Condition	Azimuth	Height
	(Hz)	(dBuV/m)	(dBuV/m)	(dB)	(dB)	(m)		(°)	(m)
AV	5.146G	47.98	54.00	-6.02	5.93	3	Horizontal	48	1.21
AV	5.2576G	101.39	Inf	-Inf	6.14	3	Horizontal	48	1.21
AV	5.3968G	46.53	54.00	-7.47	6.51	3	Horizontal	48	1.21
PK	5.116G	60.13	74.00	-13.87	5.90	3	Horizontal	48	1.21
PK	5.2576G	110.33	Inf	-Inf	6.14	3	Horizontal	48	1.21
PK	5.3944G	58.71	74.00	-15.29	6.51	3	Horizontal	48	1.21

802.11n HT20_Nss1,(MCS0)_2TX

5260MHz_TX

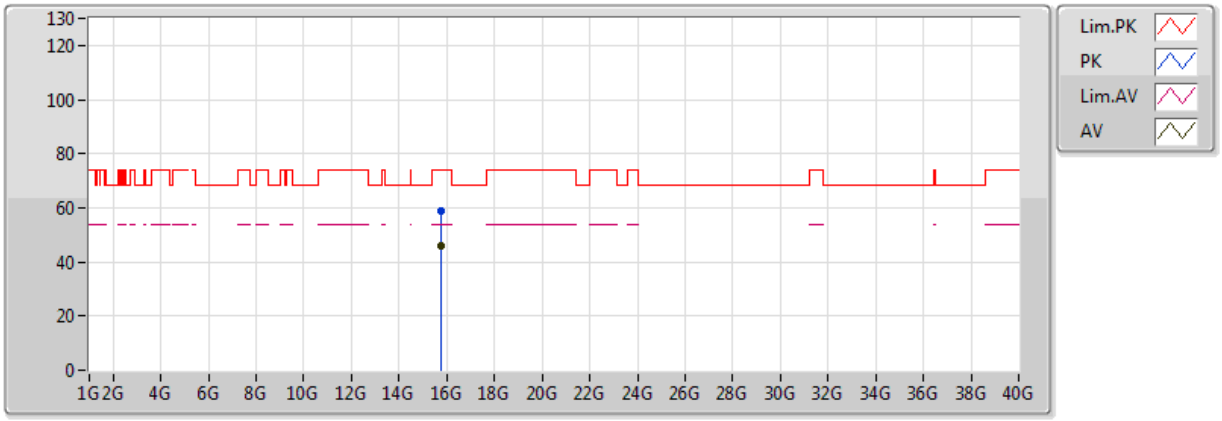

20171025
EUT Z_2TX
Setting 84
03-Z-1
FSP

Type	Freq	Level	Limit	Margin	Factor	Dist	Condition	Azimuth	Height
	(Hz)	(dBuV/m)	(dBuV/m)	(dB)	(dB)	(m)		(°)	(m)
AV	15.78864G	45.89	54.00	-8.11	15.38	3	Vertical	169	2.15
PK	15.78596G	58.94	74.00	-15.06	15.39	3	Vertical	169	2.15

802.11n HT20_Nss1,(MCS0)_2TX

5260MHz_TX

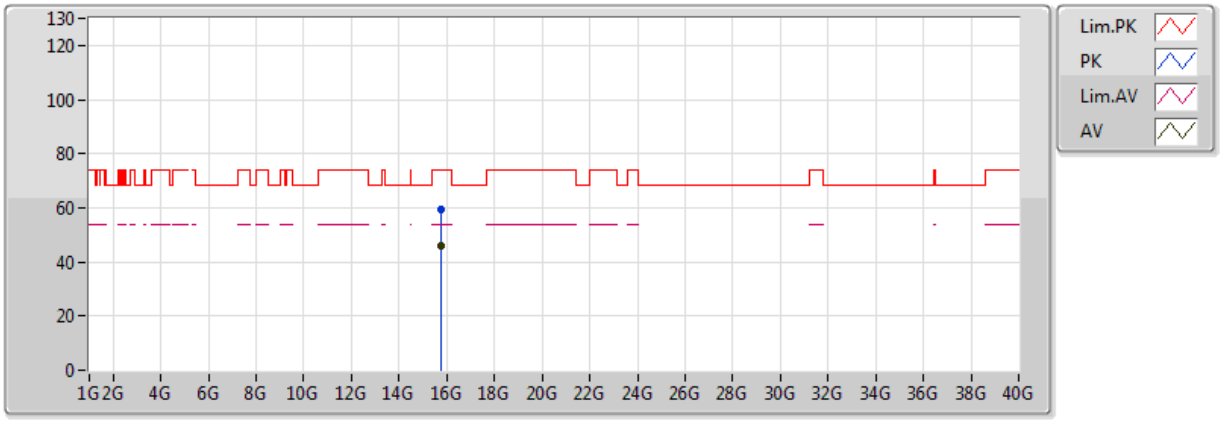

20171025
EUT Z_2TX
Setting 84
03-Z-1
FSP

Type	Freq	Level	Limit	Margin	Factor	Dist	Condition	Azimuth	Height
	(Hz)	(dBuV/m)	(dBuV/m)	(dB)	(dB)	(m)		(°)	(m)
AV	15.77076G	46.08	54.00	-7.92	15.44	3	Horizontal	342	1.08
PK	15.77464G	59.37	74.00	-14.63	15.43	3	Horizontal	342	1.08

802.11n HT20_Nss1,(MCS0)_2TX

5300MHz_TX

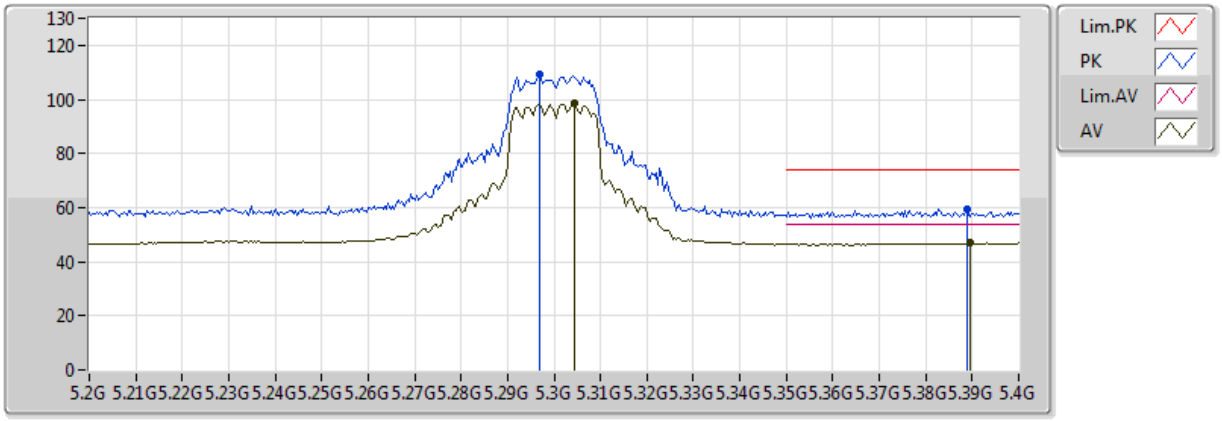

20171025
EUT Z_2TX
Setting 83
03-Z-1
FSP

Type	Freq	Level	Limit	Margin	Factor	Dist	Condition	Azimuth	Height
	(Hz)	(dBuV/m)	(dBuV/m)	(dB)	(dB)	(m)		(°)	(m)
AV	5.3044G	98.56	Inf	-Inf	6.28	3	Vertical	176	1.14
AV	5.3896G	46.97	54.00	-7.03	6.49	3	Vertical	176	1.14
PK	5.2968G	109.05	Inf	-Inf	6.26	3	Vertical	176	1.14
PK	5.3888G	59.32	74.00	-14.68	6.49	3	Vertical	176	1.14

802.11n HT20_Nss1,(MCS0)_2TX

5300MHz_TX

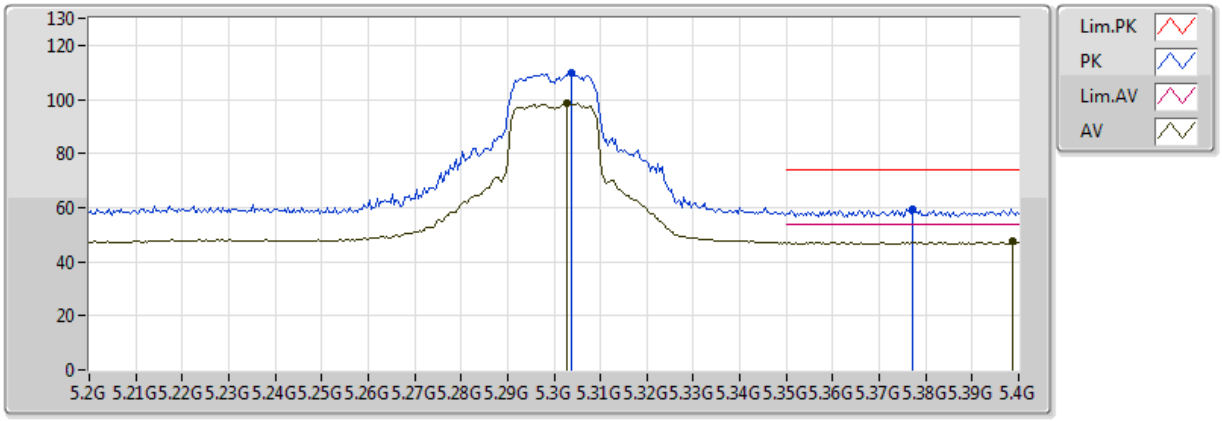

20171025
EUT Z_2TX
Setting 83
03-Z-1
FSP

Type	Freq	Level	Limit	Margin	Factor	Dist	Condition	Azimuth	Height
	(Hz)	(dBuV/m)	(dBuV/m)	(dB)	(dB)	(m)		(°)	(m)
AV	5.3028G	98.61	Inf	-Inf	6.28	3	Horizontal	96	1.27
AV	5.3988G	47.36	54.00	-6.64	6.52	3	Horizontal	96	1.27
PK	5.3036G	109.98	Inf	-Inf	6.28	3	Horizontal	96	1.27
PK	5.3772G	59.43	74.00	-14.57	6.46	3	Horizontal	96	1.27

802.11n HT20_Nss1,(MCS0)_2TX

5300MHz_TX

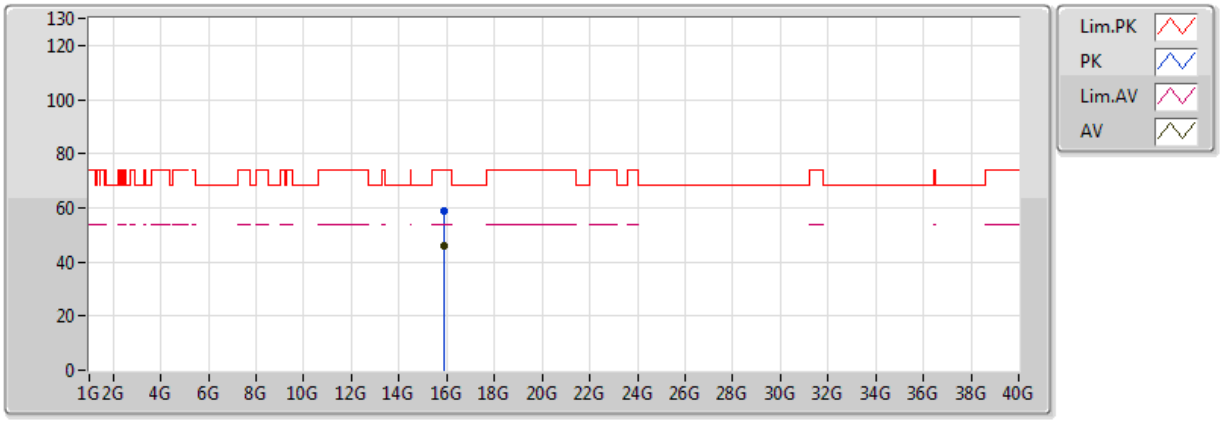

20171025
EUT Z_2TX
Setting 83
03-Z-1
FSP

Type	Freq	Level	Limit	Margin	Factor	Dist	Condition	Azimuth	Height
	(Hz)	(dBuV/m)	(dBuV/m)	(dB)	(dB)	(m)		(°)	(m)
AV	15.89576G	45.84	54.00	-8.16	14.98	3	Vertical	229	1.45
PK	15.90636G	59.05	74.00	-14.95	14.94	3	Vertical	229	1.45

802.11n HT20_Nss1,(MCS0)_2TX

5300MHz_TX

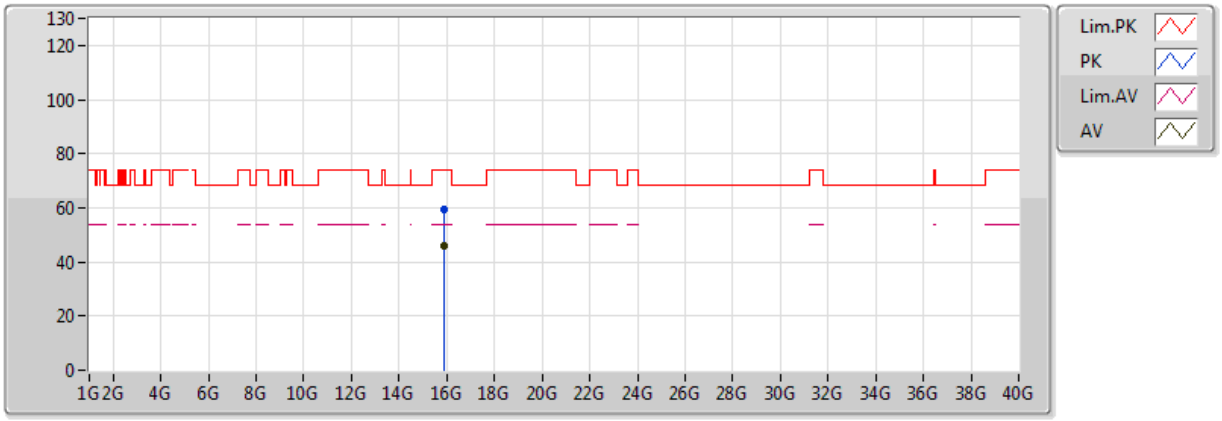

20171025
EUT Z_2TX
Setting 83
03-Z-1
FSP

Type	Freq	Level	Limit	Margin	Factor	Dist	Condition	Azimuth	Height
	(Hz)	(dBuV/m)	(dBuV/m)	(dB)	(dB)	(m)		(°)	(m)
AV	15.89436G	46.02	54.00	-7.98	14.98	3	Horizontal	138	1.03
PK	15.90788G	59.45	74.00	-14.55	14.93	3	Horizontal	138	1.03

802.11n HT20_Nss1,(MCS0)_2TX

5320MHz_TX

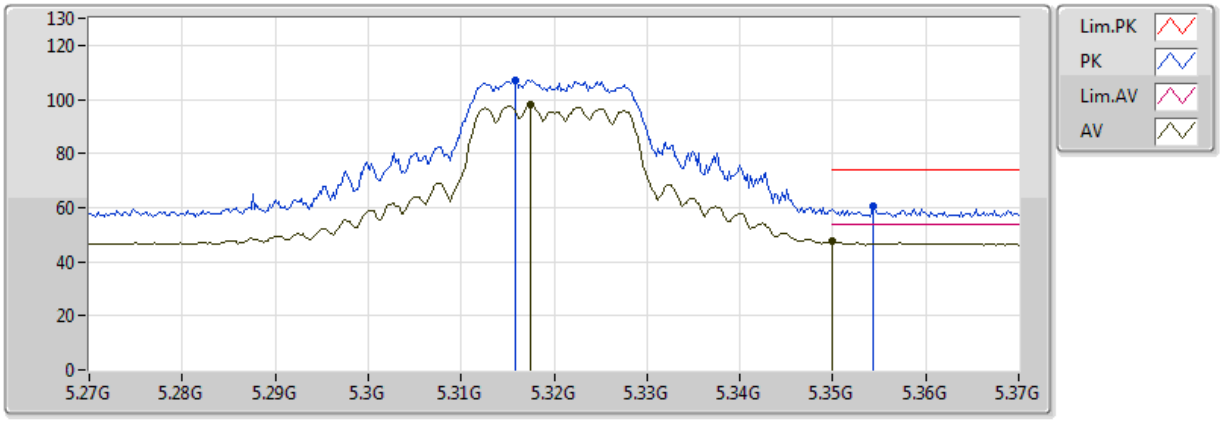

20171025
EUT Z_2TX
Setting 83
03-Z-1
FSP

Type	Freq	Level	Limit	Margin	Factor	Dist	Condition	Azimuth	Height
	(Hz)	(dBuV/m)	(dBuV/m)	(dB)	(dB)	(m)		(°)	(m)
AV	5.3174G	97.94	Inf	-Inf	6.31	3	Vertical	314	2.34
AV	5.350005G	47.44	54.00	-6.56	6.40	3	Vertical	314	2.34
PK	5.3158G	107.26	Inf	-Inf	6.31	3	Vertical	314	2.34
PK	5.3544G	60.31	74.00	-13.69	6.41	3	Vertical	314	2.34

802.11n HT20_Nss1,(MCS0)_2TX

5320MHz_TX

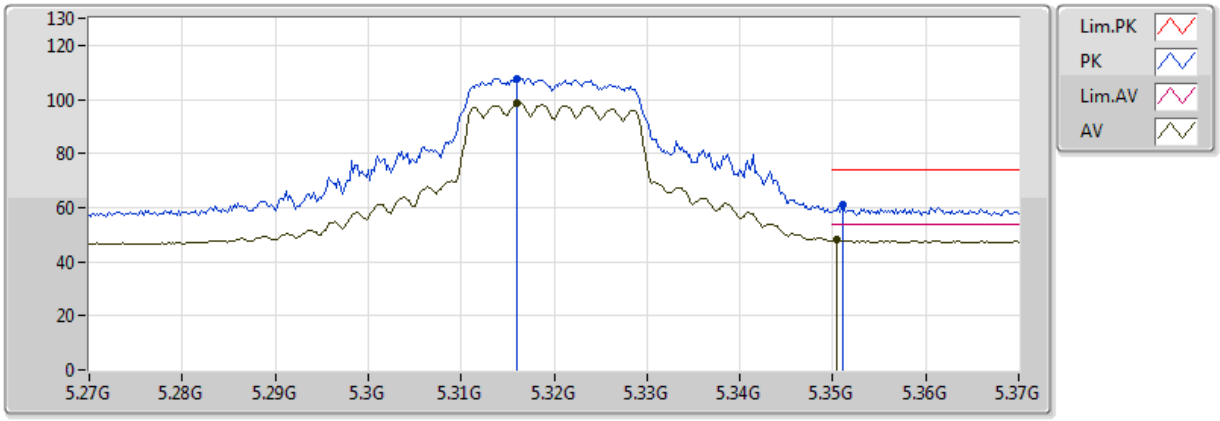

20171025
EUT Z_2TX
Setting 83
03-Z-1
FSP

Type	Freq	Level	Limit	Margin	Factor	Dist	Condition	Azimuth	Height
	(Hz)	(dBuV/m)	(dBuV/m)	(dB)	(dB)	(m)		(°)	(m)
AV	5.316G	98.77	Inf	-Inf	6.31	3	Horizontal	0	1.50
AV	5.3504G	47.97	54.00	-6.03	6.40	3	Horizontal	0	1.50
PK	5.316G	107.76	Inf	-Inf	6.31	3	Horizontal	0	1.50
PK	5.351G	60.82	74.00	-13.18	6.40	3	Horizontal	0	1.50

802.11n HT20_Nss1,(MCS0)_2TX

5320MHz_TX

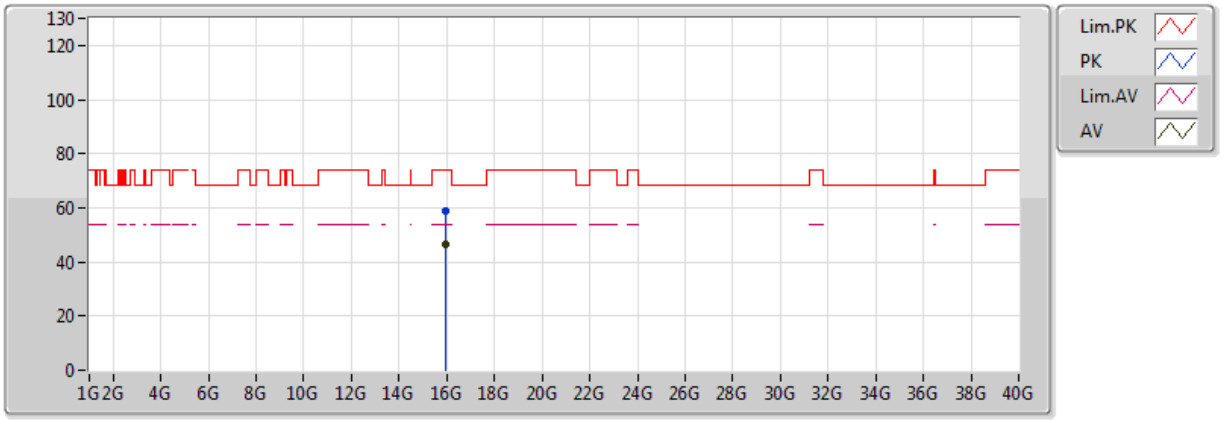

20171025
EUT Z_2TX
Setting 83
03-Z-1
FSP

Type	Freq	Level	Limit	Margin	Factor	Dist	Condition	Azimuth	Height
	(Hz)	(dBuV/m)	(dBuV/m)	(dB)	(dB)	(m)		(°)	(m)
AV	15.95488G	46.32	54.00	-7.68	14.76	3	Vertical	14	2.04
PK	15.95584G	59.07	74.00	-14.93	14.75	3	Vertical	14	2.04

802.11n HT20_Nss1,(MCS0)_2TX

5320MHz_TX

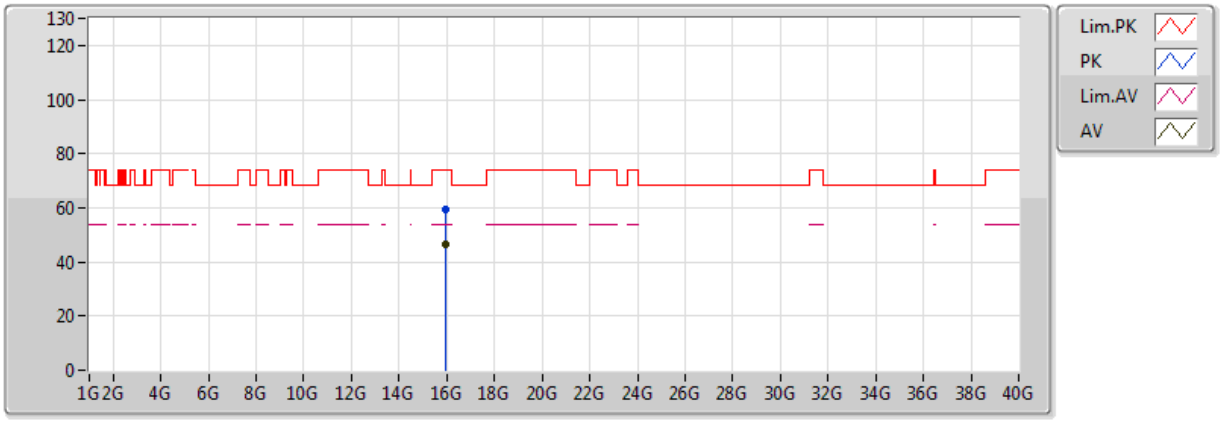

20171025
EUT Z_2TX
Setting 83
03-Z-1
FSP

Type	Freq	Level	Limit	Margin	Factor	Dist	Condition	Azimuth	Height
	(Hz)	(dBuV/m)	(dBuV/m)	(dB)	(dB)	(m)		(°)	(m)
AV	15.95664G	46.32	54.00	-7.68	14.75	3	Horizontal	11	2.24
PK	15.9642G	59.45	74.00	-14.55	14.72	3	Horizontal	11	2.24

802.11n HT20_Nss1,(MCS0)_2TX

5500MHz_TX

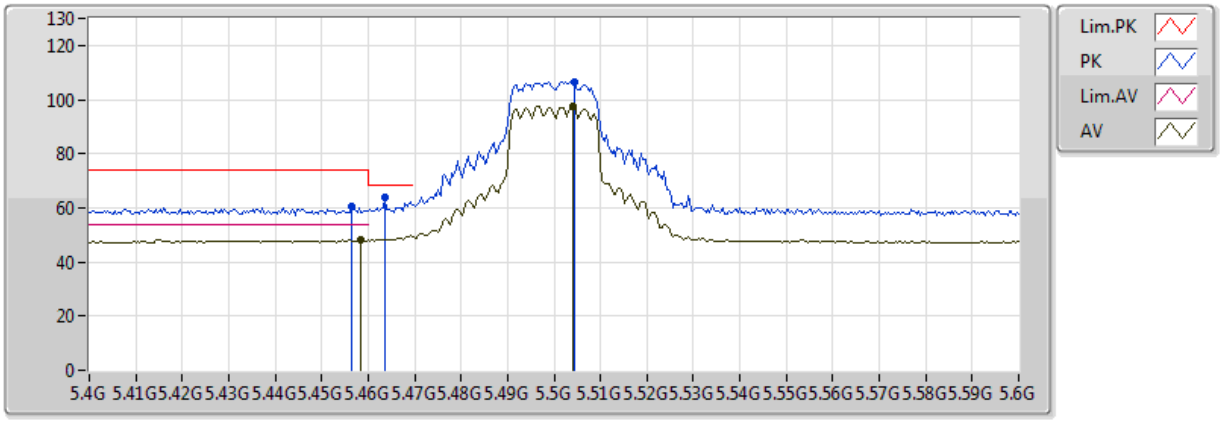

20171025
EUT Z_2TX
Setting 86
03-Z-1
FSP

Type	Freq	Level	Limit	Margin	Factor	Dist	Condition	Azimuth	Height
	(Hz)	(dBuV/m)	(dBuV/m)	(dB)	(dB)	(m)		(°)	(m)
AV	5.4584G	48.11	54.00	-5.89	6.72	3	Vertical	324	2.64
AV	5.504G	97.73	Inf	-Inf	6.87	3	Vertical	324	2.64
PK	5.4564G	60.24	74.00	-13.76	6.71	3	Vertical	324	2.64
PK	5.4636G	63.71	68.20	-4.49	6.74	3	Vertical	324	2.64
PK	5.5044G	106.60	Inf	-Inf	6.87	3	Vertical	324	2.64

802.11n HT20_Nss1,(MCS0)_2TX

5500MHz_TX

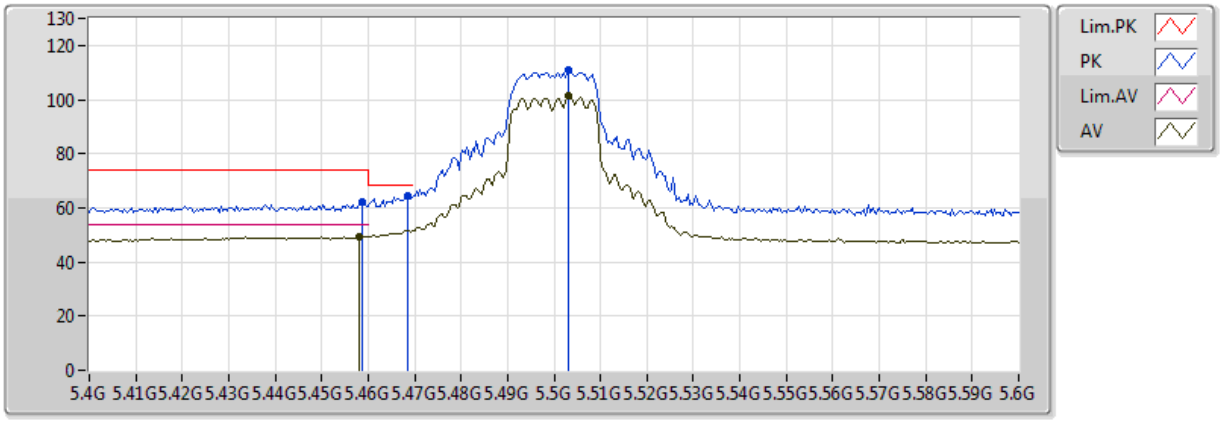

20171025
EUT Z_2TX
Setting 86
03-Z-1
FSP

Type	Freq	Level	Limit	Margin	Factor	Dist	Condition	Azimuth	Height
	(Hz)	(dBuV/m)	(dBuV/m)	(dB)	(dB)	(m)		(°)	(m)
AV	5.458G	49.35	54.00	-4.65	6.72	3	Horizontal	349	1.42
AV	5.5032G	101.32	Inf	-Inf	6.87	3	Horizontal	349	1.42
PK	5.4588G	62.14	74.00	-11.86	6.72	3	Horizontal	349	1.42
PK	5.4684G	64.19	68.20	-4.01	6.75	3	Horizontal	349	1.42
PK	5.5032G	110.99	Inf	-Inf	6.87	3	Horizontal	349	1.42

802.11n HT20_Nss1,(MCS0)_2TX

5500MHz_TX

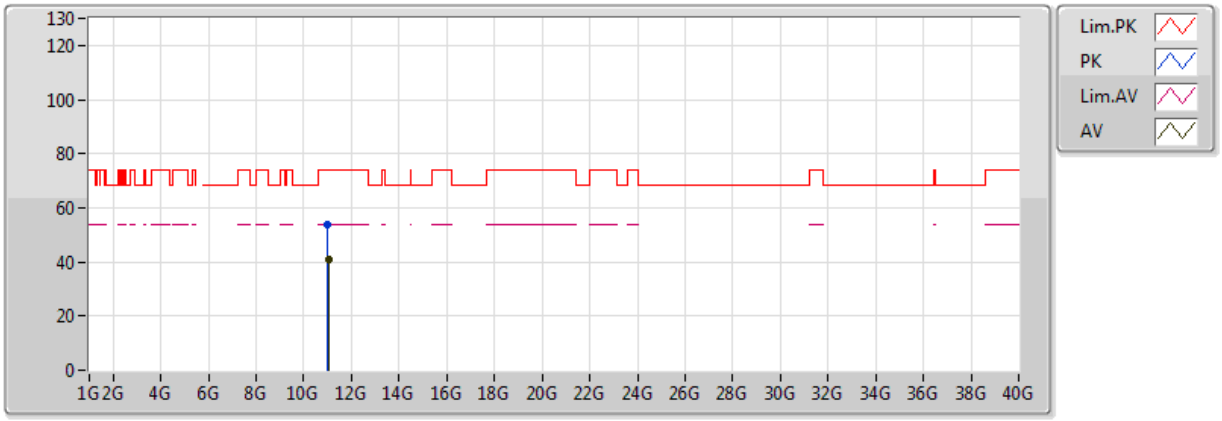

20171025
EUT Z_2TX
Setting 86
03-Z-1
FSP

Type	Freq	Level	Limit	Margin	Factor	Dist	Condition	Azimuth	Height
	(Hz)	(dBuV/m)	(dBuV/m)	(dB)	(dB)	(m)		(°)	(m)
AV	11.0428G	40.93	54.00	-13.07	13.53	3	Vertical	347	1.75
PK	10.9944G	53.94	74.00	-20.06	13.49	3	Vertical	347	1.75

802.11n HT20_Nss1,(MCS0)_2TX

5500MHz_TX

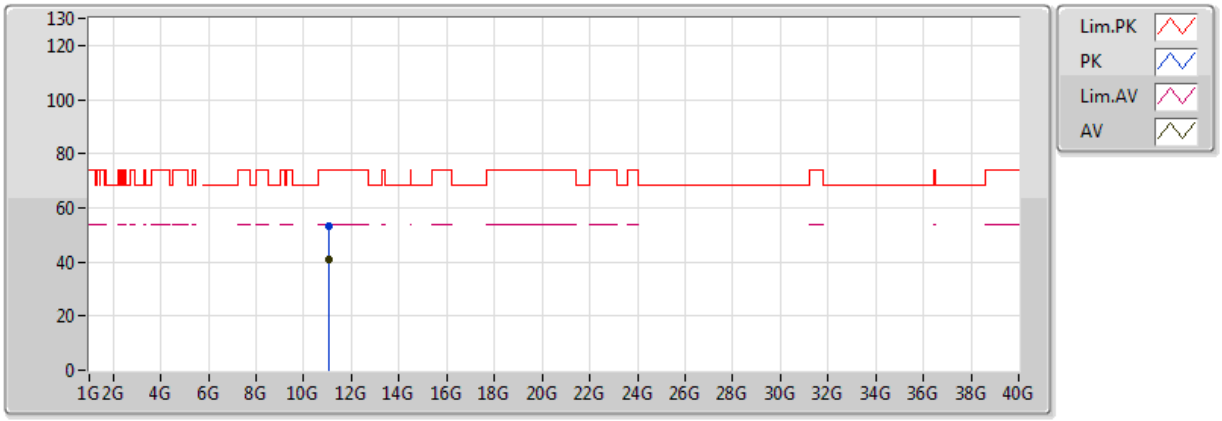

20171025
EUT Z_2TX
Setting 86
03-Z-1
FSP

Type	Freq	Level	Limit	Margin	Factor	Dist	Condition	Azimuth	Height
	(Hz)	(dBuV/m)	(dBuV/m)	(dB)	(dB)	(m)		(°)	(m)
AV	11.0372G	40.97	54.00	-13.03	13.52	3	Horizontal	282	2.34
PK	11.0444G	53.00	74.00	-21.00	13.53	3	Horizontal	282	2.34

802.11n HT20_Nss1,(MCS0)_2TX

5580MHz_TX

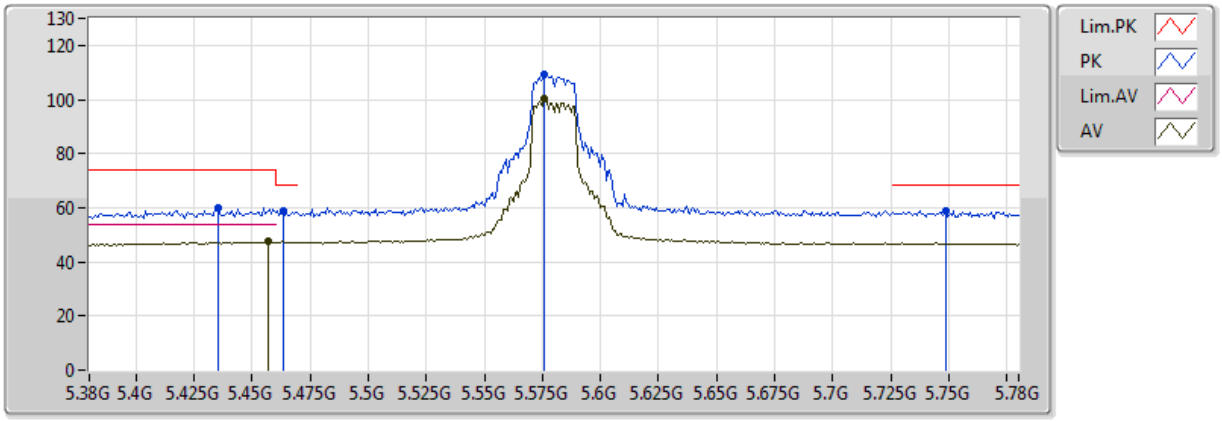

20171025
EUT Z_2TX
Setting 86
03-Z-1
FSP

Type	Freq	Level	Limit	Margin	Factor	Dist	Condition	Azimuth	Height
	(Hz)	(dBuV/m)	(dBuV/m)	(dB)	(dB)	(m)		(°)	(m)
AV	5.4568G	47.37	54.00	-6.63	6.71	3	Vertical	312	1.10
AV	5.576G	100.03	Inf	-Inf	6.98	3	Vertical	312	1.10
PK	5.4352G	59.94	74.00	-14.06	6.64	3	Vertical	312	1.10
PK	5.4632G	58.65	68.20	-9.55	6.73	3	Vertical	312	1.10
PK	5.576G	109.07	Inf	-Inf	6.98	3	Vertical	312	1.10
PK	5.7488G	58.92	68.20	-9.28	6.94	3	Vertical	312	1.10

802.11n HT20_Nss1,(MCS0)_2TX

5580MHz_TX

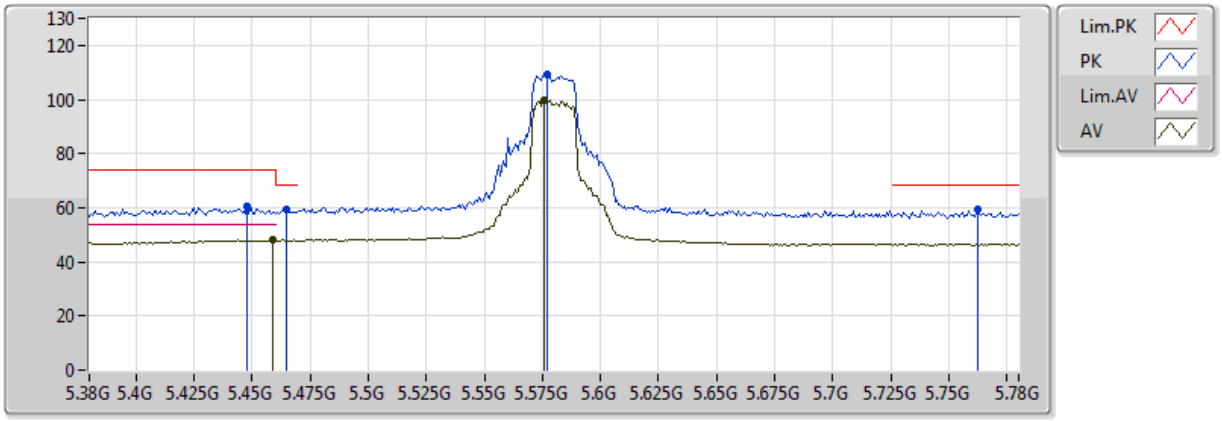

20171025
EUT Z_2TX
Setting 86
03-Z-1
FSP

Type	Freq	Level	Limit	Margin	Factor	Dist	Condition	Azimuth	Height
	(Hz)	(dBuV/m)	(dBuV/m)	(dB)	(dB)	(m)		(°)	(m)
AV	5.4592G	48.03	54.00	-5.97	6.72	3	Horizontal	346	1.49
AV	5.576G	99.81	Inf	-Inf	6.98	3	Horizontal	346	1.49
PK	5.448G	60.53	74.00	-13.47	6.68	3	Horizontal	346	1.49
PK	5.4648G	59.41	68.20	-8.79	6.74	3	Horizontal	346	1.49
PK	5.5768G	109.26	Inf	-Inf	6.98	3	Horizontal	346	1.49
PK	5.7624G	59.26	68.20	-8.94	6.93	3	Horizontal	346	1.49

802.11n HT20_Nss1,(MCS0)_2TX

5580MHz_TX

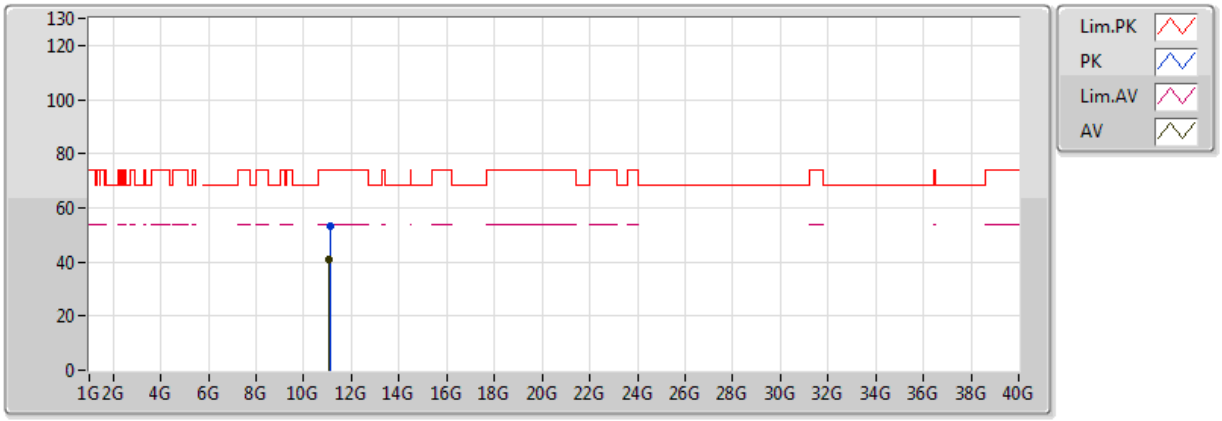

20171025
EUT Z_2TX
Setting 86
03-Z-1
FSP

Type	Freq	Level	Limit	Margin	Factor	Dist	Condition	Azimuth	Height
	(Hz)	(dBuV/m)	(dBuV/m)	(dB)	(dB)	(m)		(°)	(m)
AV	11.0592G	41.02	54.00	-12.98	13.54	3	Vertical	34	1.54
PK	11.0856G	53.05	74.00	-20.95	13.57	3	Vertical	34	1.54

802.11n HT20_Nss1,(MCS0)_2TX

5580MHz_TX

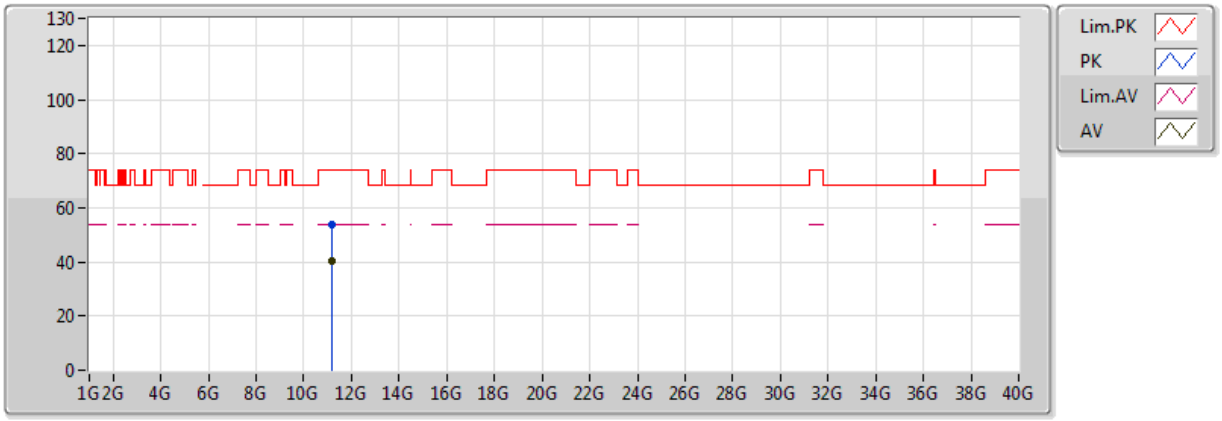

20171025
EUT Z_2TX
Setting 86
03-Z-1
FSP

Type	Freq	Level	Limit	Margin	Factor	Dist	Condition	Azimuth	Height
	(Hz)	(dBuV/m)	(dBuV/m)	(dB)	(dB)	(m)		(°)	(m)
AV	11.16904G	40.53	54.00	-13.47	13.64	3	Horizontal	45	2.48
PK	11.16324G	53.94	74.00	-20.06	13.64	3	Horizontal	45	2.48

802.11n HT20_Nss1,(MCS0)_2TX

5700MHz_TX

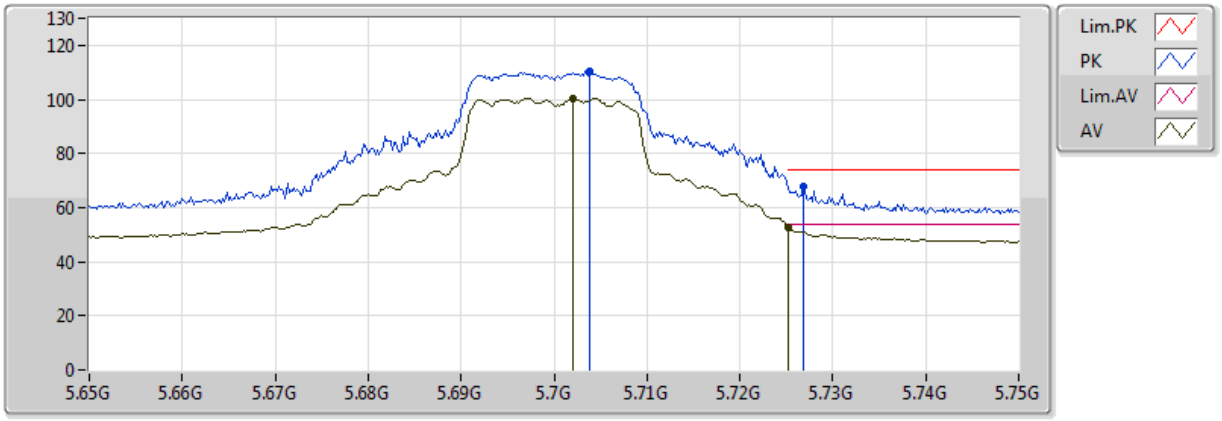

20171025
EUT Z_2TX
Setting 86
03-Z-1
FSP

Type	Freq	Level	Limit	Margin	Factor	Dist	Condition	Azimuth	Height
	(Hz)	(dBuV/m)	(dBuV/m)	(dB)	(dB)	(m)		(°)	(m)
AV	5.702G	100.49	Inf	-Inf	6.97	3	Vertical	288	2.89
AV	5.7252G	52.43	54.00	-1.57	6.95	3	Vertical	288	2.89
PK	5.7038G	110.17	Inf	-Inf	6.97	3	Vertical	288	2.89
PK	5.7268G	67.87	74.00	-6.13	6.95	3	Vertical	288	2.89

802.11n HT20_Nss1,(MCS0)_2TX

5700MHz_TX

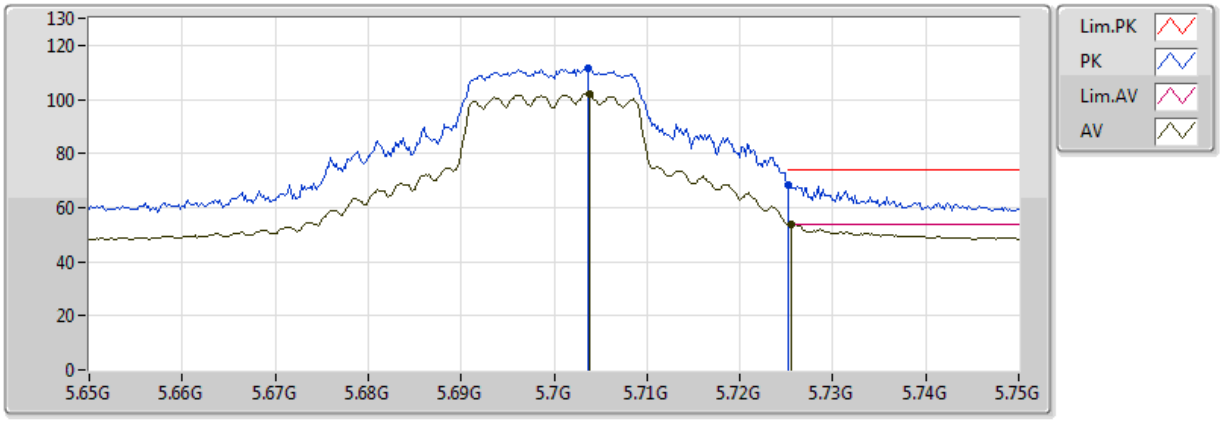

20171025
EUT Z_2TX
Setting 86
03-Z-1
FSP

Type	Freq	Level	Limit	Margin	Factor	Dist	Condition	Azimuth	Height
	(Hz)	(dBuV/m)	(dBuV/m)	(dB)	(dB)	(m)		(°)	(m)
AV	5.7038G	102.03	Inf	-Inf	6.97	3	Horizontal	20	2.50
AV	5.7256G	53.98	54.00	-0.02	6.95	3	Horizontal	20	2.50
PK	5.7036G	111.43	Inf	-Inf	6.97	3	Horizontal	20	2.50
PK	5.7252G	68.35	74.00	-5.65	6.95	3	Horizontal	20	2.50

802.11n HT20_Nss1,(MCS0)_2TX

5700MHz_TX

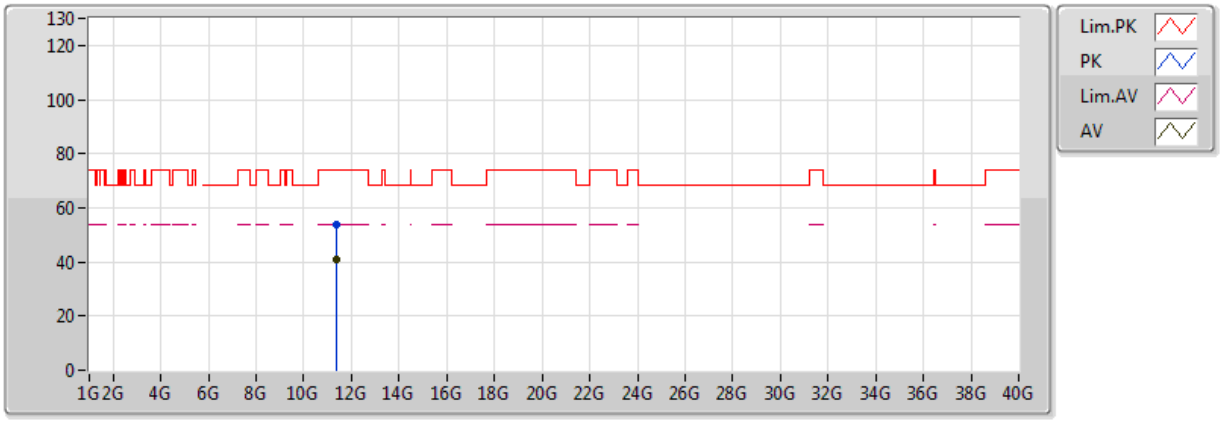

20171025
EUT Z_2TX
Setting 86
03-Z-1
FSP

Type	Freq	Level	Limit	Margin	Factor	Dist	Condition	Azimuth	Height
	(Hz)	(dBuV/m)	(dBuV/m)	(dB)	(dB)	(m)		(°)	(m)
AV	11.39004G	40.69	54.00	-13.31	13.84	3	Vertical	261	2.36
PK	11.39196G	53.84	74.00	-20.16	13.84	3	Vertical	261	2.36

802.11n HT20_Nss1,(MCS0)_2TX

5700MHz_TX

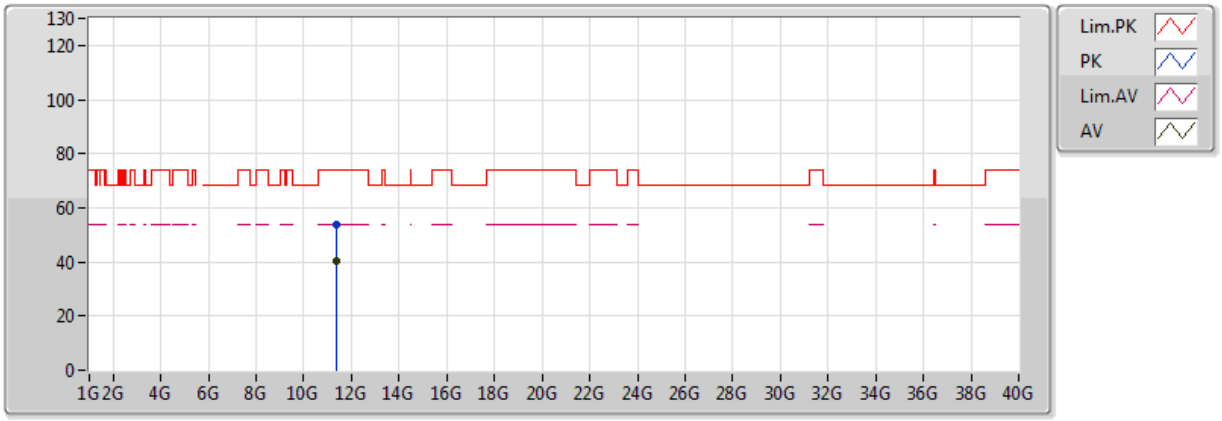

20171025
EUT Z_2TX
Setting 86
03-Z-1
FSP

Type	Freq	Level	Limit	Margin	Factor	Dist	Condition	Azimuth	Height
	(Hz)	(dBuV/m)	(dBuV/m)	(dB)	(dB)	(m)		(°)	(m)
AV	11.39864G	40.33	54.00	-13.67	13.84	3	Horizontal	254	1.49
PK	11.39272G	53.82	74.00	-20.18	13.84	3	Horizontal	254	1.49

802.11n HT20_Nss1,(MCS0)_2TX

5745MHz_TX

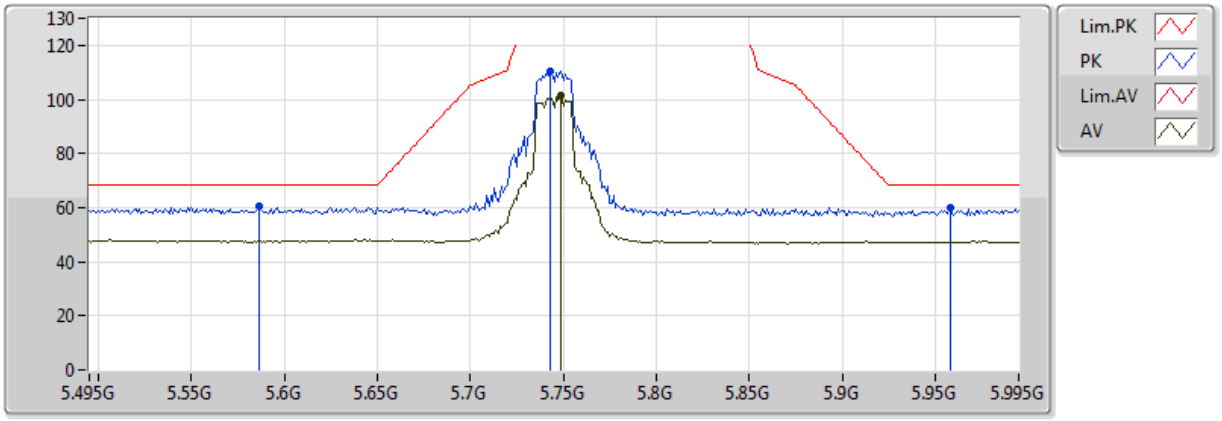

20171025
EUT Z_2TX
Setting 90
03-Z-1
FSP

Type	Freq	Level	Limit	Margin	Factor	Dist	Condition	Azimuth	Height
	(Hz)	(dBuV/m)	(dBuV/m)	(dB)	(dB)	(m)		(°)	(m)
AV	5.749G	101.16	Inf	-Inf	6.94	3	Vertical	229	2.96
PK	5.586G	60.27	68.20	-7.93	7.00	3	Vertical	229	2.96
PK	5.743G	110.62	Inf	-Inf	6.94	3	Vertical	229	2.96
PK	5.958G	59.82	68.20	-8.38	7.08	3	Vertical	229	2.96

802.11n HT20_Nss1,(MCS0)_2TX

5745MHz_TX

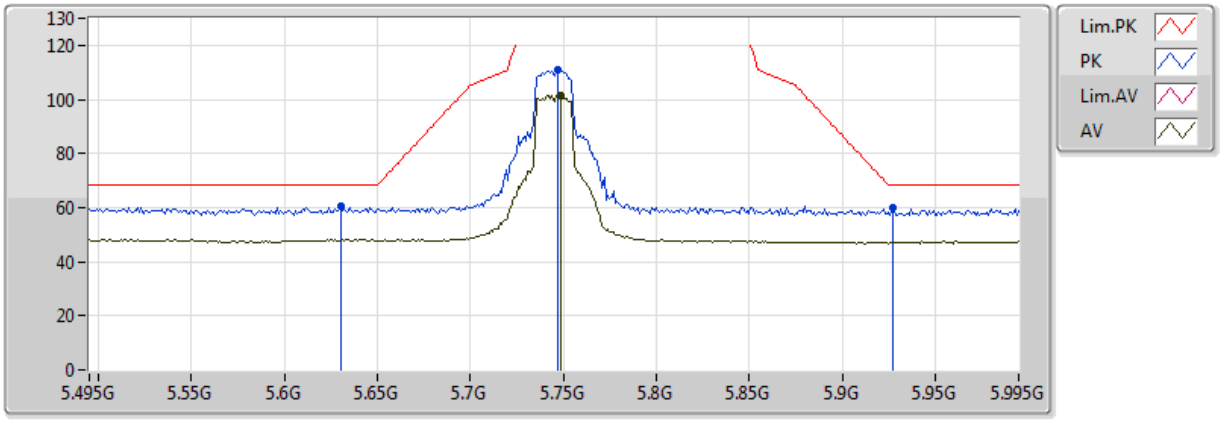

20171025
EUT Z_2TX
Setting 90
03-Z-1
FSP

Type	Freq	Level	Limit	Margin	Factor	Dist	Condition	Azimuth	Height
	(Hz)	(dBuV/m)	(dBuV/m)	(dB)	(dB)	(m)		(°)	(m)
AV	5.749G	101.64	Inf	-Inf	6.94	3	Horizontal	20	2.47
PK	5.63G	60.29	68.20	-7.91	7.01	3	Horizontal	20	2.47
PK	5.747G	111.03	Inf	-Inf	6.94	3	Horizontal	20	2.47
PK	5.927G	59.87	68.20	-8.33	7.05	3	Horizontal	20	2.47

802.11n HT20_Nss1,(MCS0)_2TX

5745MHz_TX

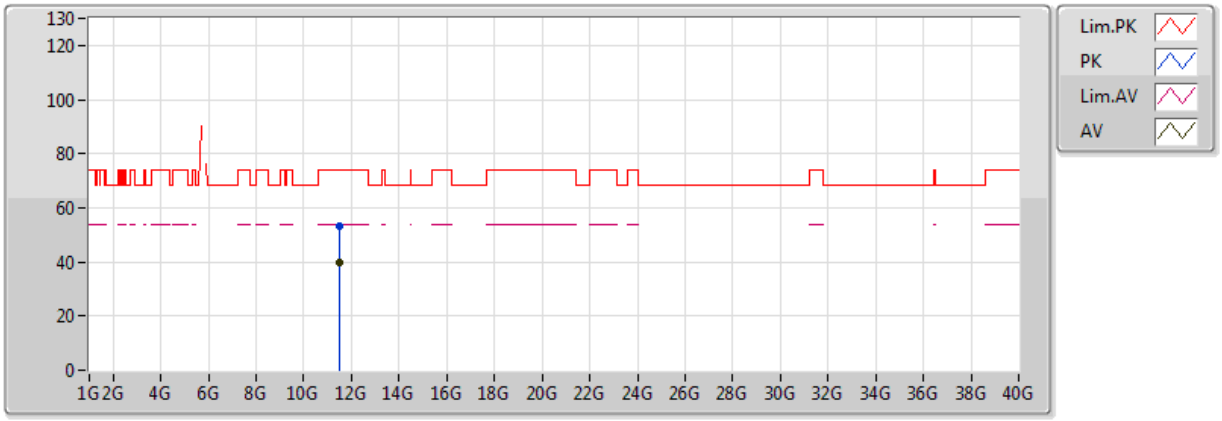

20171025
EUT Z_2TX
Setting 90
03-Z-1
FSP

Type	Freq	Level	Limit	Margin	Factor	Dist	Condition	Azimuth	Height
	(Hz)	(dBuV/m)	(dBuV/m)	(dB)	(dB)	(m)		(°)	(m)
AV	11.49804G	39.86	54.00	-14.14	13.93	3	Vertical	144	2.74
PK	11.48996G	53.39	74.00	-20.61	13.93	3	Vertical	144	2.74

802.11n HT20_Nss1,(MCS0)_2TX

5745MHz_TX

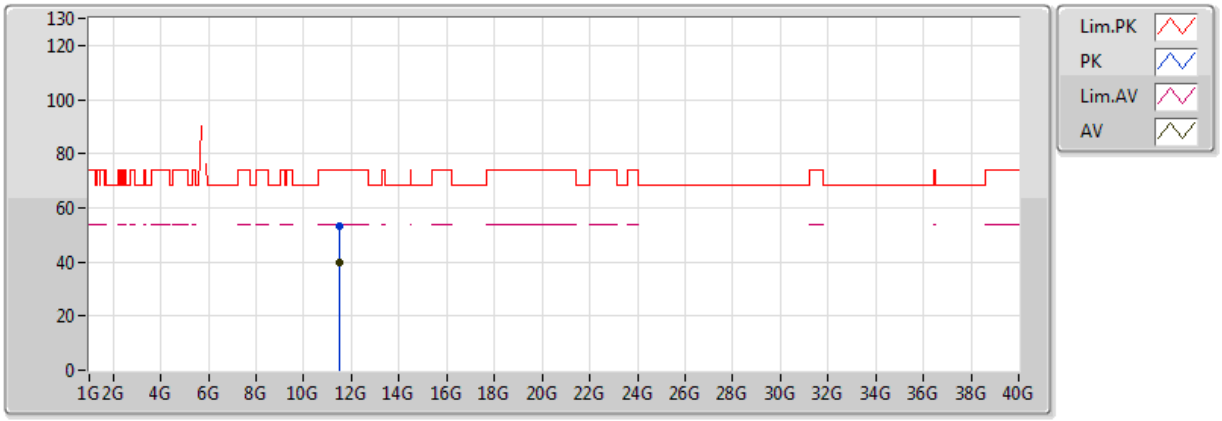

20171025
EUT Z_2TX
Setting 90
03-Z-1
FSP

Type	Freq	Level	Limit	Margin	Factor	Dist	Condition	Azimuth	Height
	(Hz)	(dBuV/m)	(dBuV/m)	(dB)	(dB)	(m)		(°)	(m)
AV	11.49404G	39.83	54.00	-14.17	13.93	3	Horizontal	290	2.25
PK	11.49252G	53.09	74.00	-20.91	13.93	3	Horizontal	290	2.25

802.11n HT20_Nss1,(MCS0)_2TX

5785MHz_TX

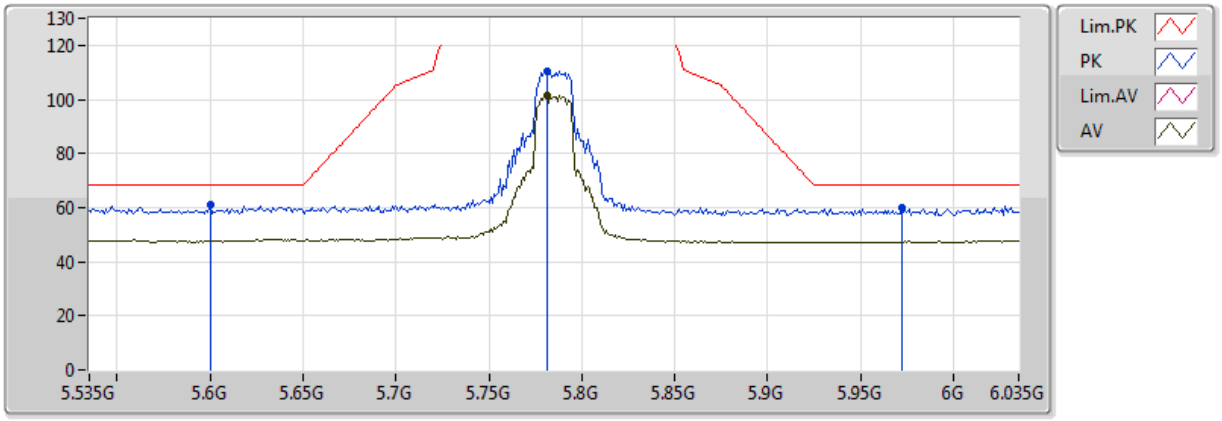

20171025
EUT Z_2TX
Setting 89
03-Z-1
FSP

Type	Freq	Level	Limit	Margin	Factor	Dist	Condition	Azimuth	Height
	(Hz)	(dBuV/m)	(dBuV/m)	(dB)	(dB)	(m)		(°)	(m)
AV	5.781G	101.38	Inf	-Inf	6.92	3	Vertical	308	1.21
PK	5.6G	60.84	68.20	-7.36	7.02	3	Vertical	308	1.21
PK	5.781G	110.61	Inf	-Inf	6.92	3	Vertical	308	1.21
PK	5.972G	59.78	68.20	-8.42	7.10	3	Vertical	308	1.21

802.11n HT20_Nss1,(MCS0)_2TX

5785MHz_TX

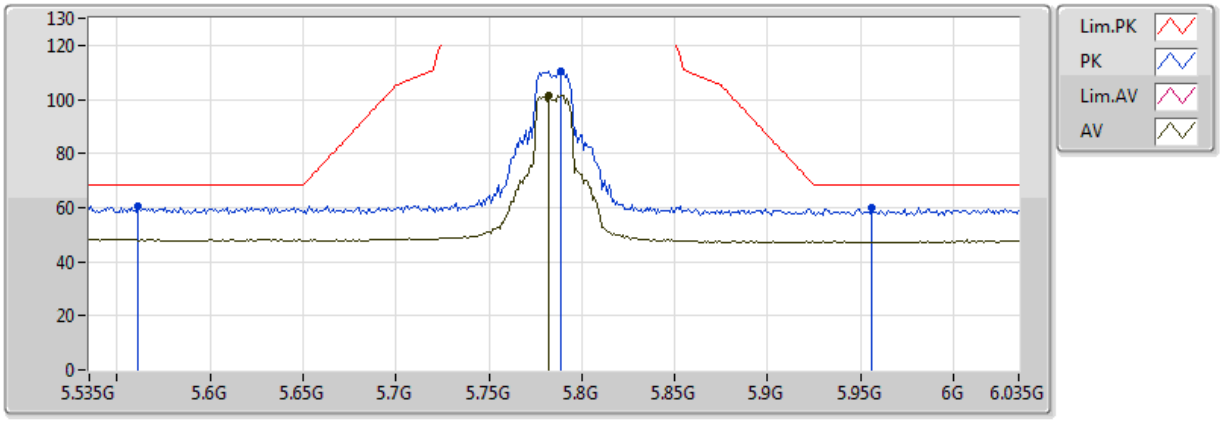

20171025
EUT Z_2TX
Setting 89
03-Z-1
FSP

Type	Freq	Level	Limit	Margin	Factor	Dist	Condition	Azimuth	Height
	(Hz)	(dBuV/m)	(dBuV/m)	(dB)	(dB)	(m)		(°)	(m)
AV	5.782G	101.57	Inf	-Inf	6.92	3	Horizontal	319	1.08
PK	5.561G	60.59	68.20	-7.61	6.96	3	Horizontal	319	1.08
PK	5.789G	110.49	Inf	-Inf	6.92	3	Horizontal	319	1.08
PK	5.956G	60.17	68.20	-8.03	7.08	3	Horizontal	319	1.08

802.11n HT20_Nss1,(MCS0)_2TX

5785MHz_TX

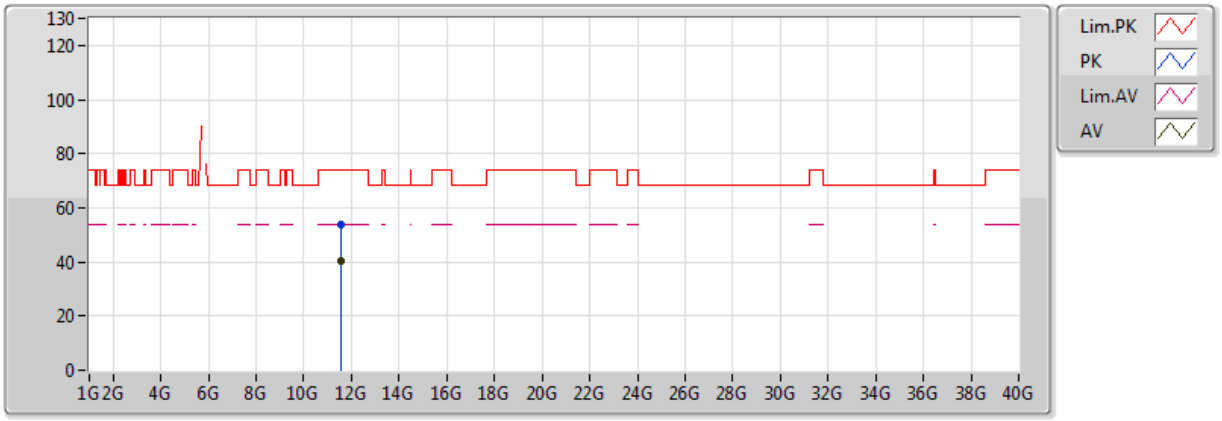

20171025
EUT Z_2TX
Setting 89
03-Z-1
FSP

Type	Freq	Level	Limit	Margin	Factor	Dist	Condition	Azimuth	Height
	(Hz)	(dBuV/m)	(dBuV/m)	(dB)	(dB)	(m)		(°)	(m)
AV	11.56352G	40.27	54.00	-13.73	13.99	3	Vertical	262	1.77
PK	11.57544G	53.73	74.00	-20.27	14.00	3	Vertical	262	1.77

802.11n HT20_Nss1,(MCS0)_2TX

5785MHz_TX

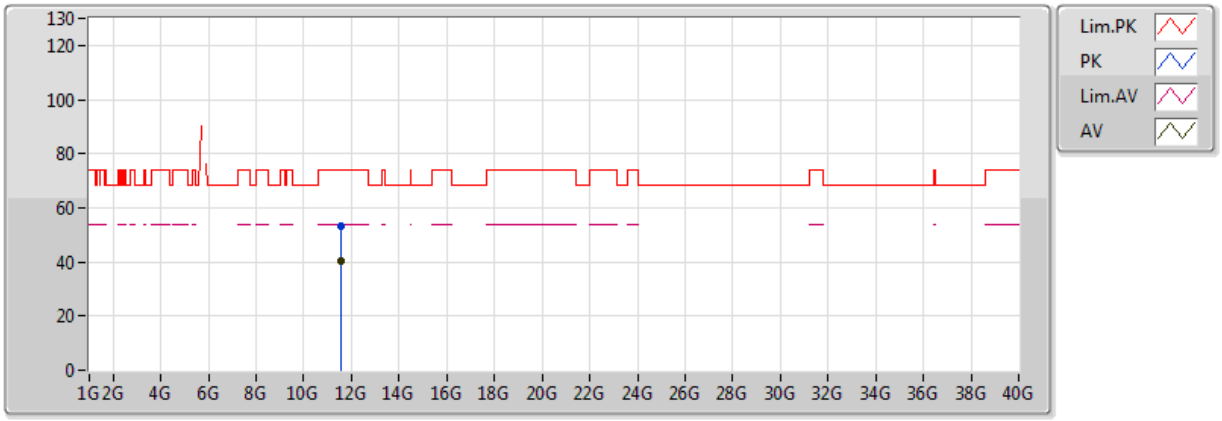

20171025
EUT Z_2TX
Setting 89
03-Z-1
FSP

Type	Freq	Level	Limit	Margin	Factor	Dist	Condition	Azimuth	Height
	(Hz)	(dBuV/m)	(dBuV/m)	(dB)	(dB)	(m)		(°)	(m)
AV	11.56364G	40.43	54.00	-13.57	13.99	3	Horizontal	39	2.48
PK	11.5602G	53.36	74.00	-20.64	13.99	3	Horizontal	39	2.48

802.11n HT20_Nss1,(MCS0)_2TX

5825MHz_TX

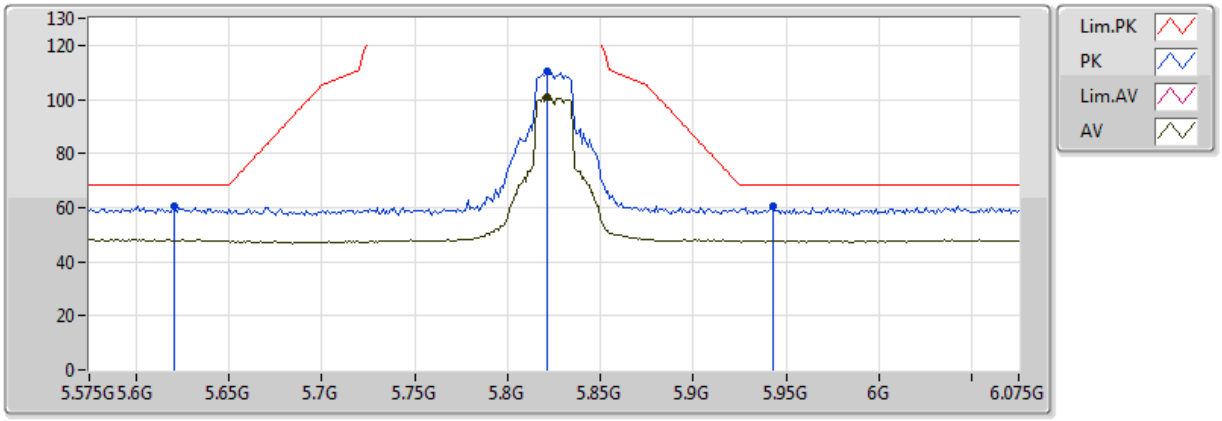

20171025
EUT Z_2TX
Setting 89
03-Z-1
FSP

Type	Freq	Level	Limit	Margin	Factor	Dist	Condition	Azimuth	Height
	(Hz)	(dBuV/m)	(dBuV/m)	(dB)	(dB)	(m)		(°)	(m)
AV	5.821G	101.11	Inf	-Inf	6.93	3	Vertical	264	1.00
PK	5.621G	60.76	68.20	-7.44	7.01	3	Vertical	264	1.00
PK	5.821G	110.38	Inf	-Inf	6.93	3	Vertical	264	1.00
PK	5.943G	60.35	68.20	-7.85	7.07	3	Vertical	264	1.00

802.11n HT20_Nss1,(MCS0)_2TX

5825MHz_TX

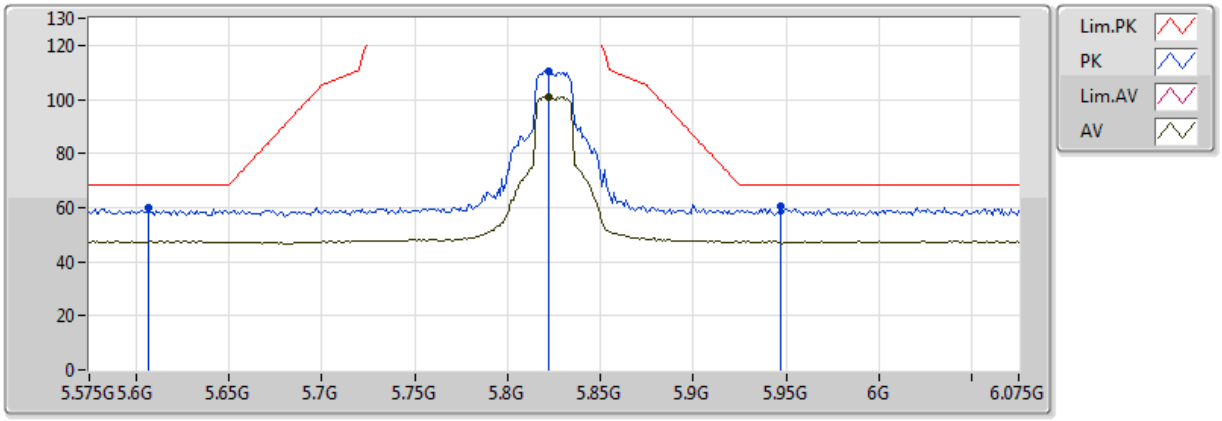

20171025
EUT Z_2TX
Setting 89
03-Z-1
FSP

Type	Freq	Level	Limit	Margin	Factor	Dist	Condition	Azimuth	Height
	(Hz)	(dBuV/m)	(dBuV/m)	(dB)	(dB)	(m)		(°)	(m)
AV	5.822G	101.03	Inf	-Inf	6.93	3	Horizontal	355	1.28
PK	5.607G	59.85	68.20	-8.35	7.02	3	Horizontal	355	1.28
PK	5.822G	110.14	Inf	-Inf	6.93	3	Horizontal	355	1.28
PK	5.947G	60.26	68.20	-7.94	7.07	3	Horizontal	355	1.28

802.11n HT20_Nss1,(MCS0)_2TX

5825MHz_TX

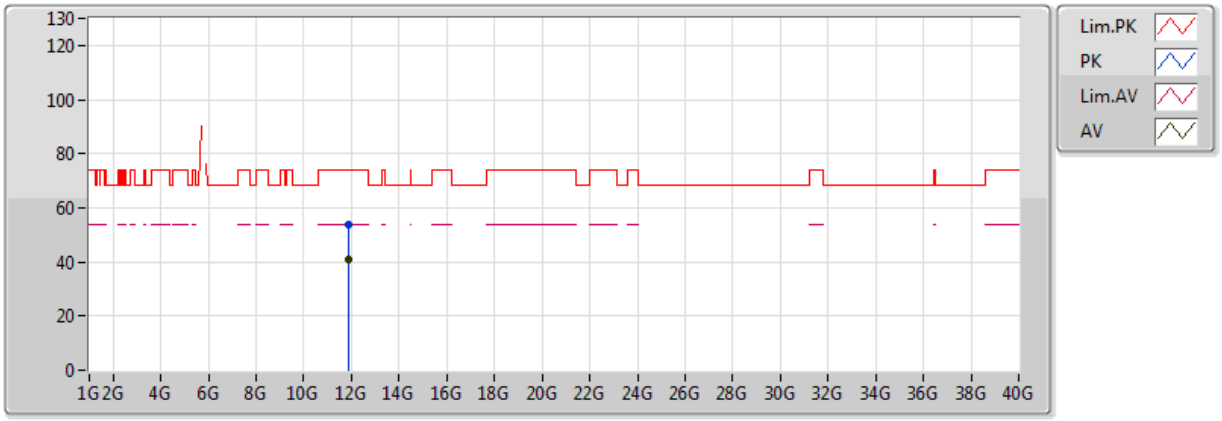

20171025
EUT Z_2TX
Setting 89
03-Z-1
FSP

Type	Freq	Level	Limit	Margin	Factor	Dist	Condition	Azimuth	Height
	(Hz)	(dBuV/m)	(dBuV/m)	(dB)	(dB)	(m)		(°)	(m)
AV	11.867G	40.90	54.00	-13.10	14.26	3	Vertical	180	1.29
PK	11.858G	53.84	74.00	-20.16	14.25	3	Vertical	180	1.29

802.11n HT20_Nss1,(MCS0)_2TX

5825MHz_TX

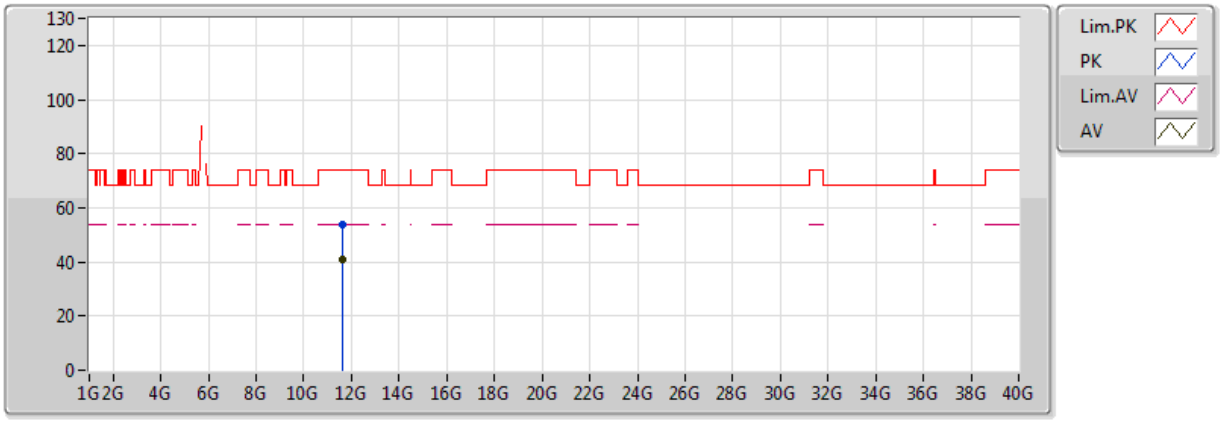

20171025
EUT Z_2TX
Setting 89
03-Z-1
FSP

Type	Freq	Level	Limit	Margin	Factor	Dist	Condition	Azimuth	Height
	(Hz)	(dBuV/m)	(dBuV/m)	(dB)	(dB)	(m)		(°)	(m)
AV	11.64616G	40.87	54.00	-13.13	14.07	3	Horizontal	265	2.04
PK	11.64256G	53.85	74.00	-20.15	14.06	3	Horizontal	265	2.04

802.11n HT40_Nss1,(MCS0)_2TX

5190MHz_TX

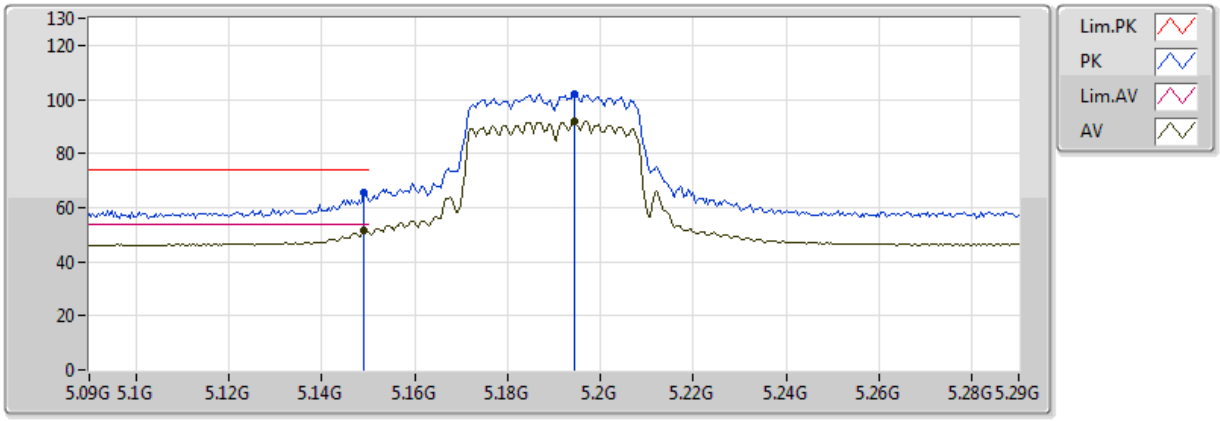

20171025
EUT Z_2TX
Setting 65
03-Z-1
FSP

Type	Freq	Level	Limit	Margin	Factor	Dist	Condition	Azimuth	Height
	(Hz)	(dBuV/m)	(dBuV/m)	(dB)	(dB)	(m)		(°)	(m)
AV	5.1492G	51.46	54.00	-2.54	5.93	3	Vertical	174	1.23
AV	5.1944G	91.96	Inf	-Inf	5.97	3	Vertical	174	1.23
PK	5.1492G	65.35	74.00	-8.65	5.93	3	Vertical	174	1.23
PK	5.1944G	102.25	Inf	-Inf	5.97	3	Vertical	174	1.23

802.11n HT40_Nss1,(MCS0)_2TX

5190MHz_TX

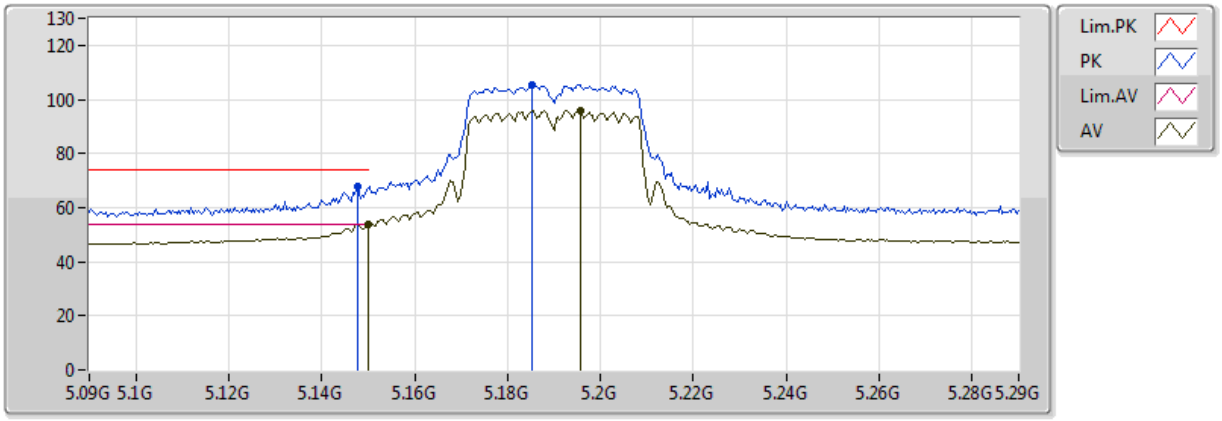

20171025
EUT Z_2TX
Setting 65
03-Z-1
FSP

Type	Freq	Level	Limit	Margin	Factor	Dist	Condition	Azimuth	Height
	(Hz)	(dBuV/m)	(dBuV/m)	(dB)	(dB)	(m)		(°)	(m)
AV	5.149995G	53.97	54.00	-0.03	5.93	3	Horizontal	20	1.25
AV	5.1956G	95.78	Inf	-Inf	5.97	3	Horizontal	20	1.25
PK	5.1476G	67.54	74.00	-6.46	5.93	3	Horizontal	20	1.25
PK	5.1852G	105.53	Inf	-Inf	5.96	3	Horizontal	20	1.25

802.11n HT40_Nss1,(MCS0)_2TX

5190MHz_TX

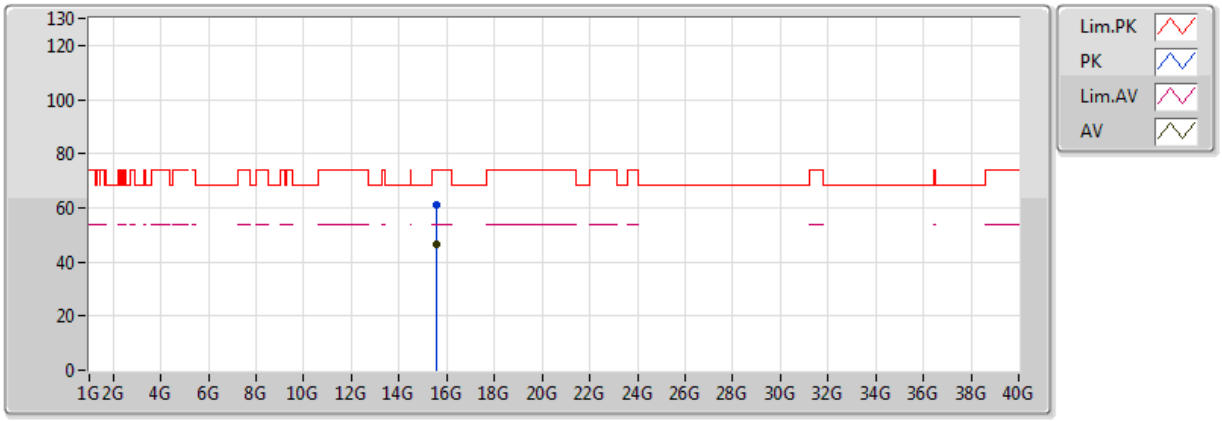

20171025
EUT Z_2TX
Setting 65
03-Z-1
FSP

Type	Freq	Level	Limit	Margin	Factor	Dist	Condition	Azimuth	Height
	(Hz)	(dBuV/m)	(dBuV/m)	(dB)	(dB)	(m)		(°)	(m)
AV	15.58064G	46.75	54.00	-7.25	16.15	3	Vertical	261	1.01
PK	15.55336G	60.81	74.00	-13.19	16.25	3	Vertical	261	1.01

802.11n HT40_Nss1,(MCS0)_2TX

5190MHz_TX

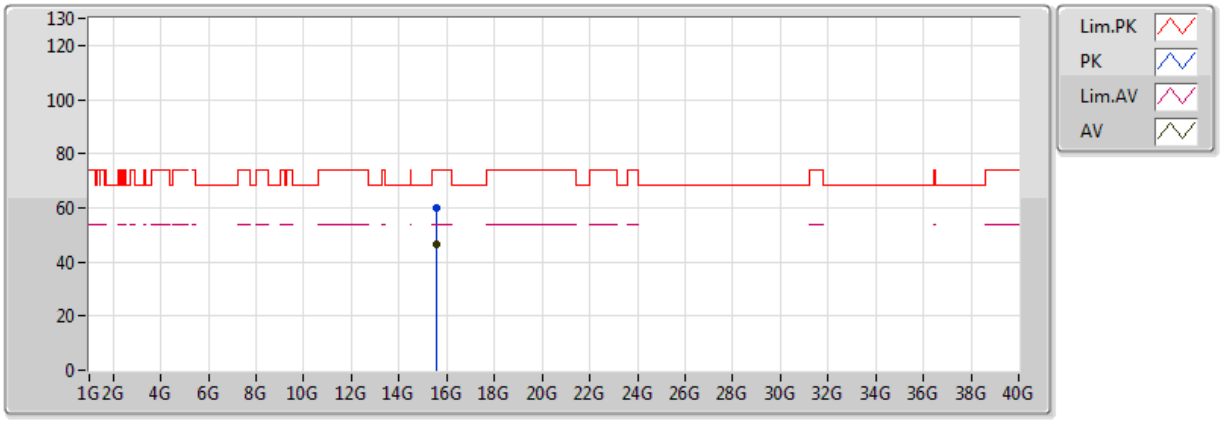

20171025
EUT Z_2TX
Setting 65
03-Z-1
FSP

Type	Freq	Level	Limit	Margin	Factor	Dist	Condition	Azimuth	Height
	(Hz)	(dBuV/m)	(dBuV/m)	(dB)	(dB)	(m)		(°)	(m)
AV	15.56304G	46.56	54.00	-7.44	16.22	3	Horizontal	262	1.97
PK	15.58512G	60.00	74.00	-14.00	16.13	3	Horizontal	262	1.97

802.11n HT40_Nss1,(MCS0)_2TX

5230MHz_TX

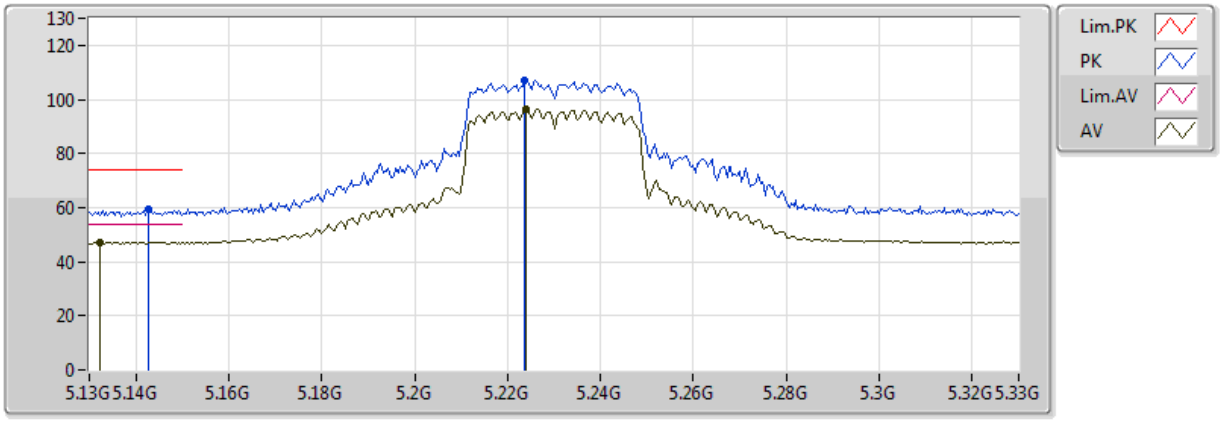

20171025
EUT Z_2TX
Setting 81
03-Z-1
FSP

Type	Freq	Level	Limit	Margin	Factor	Dist	Condition	Azimuth	Height
	(Hz)	(dBuV/m)	(dBuV/m)	(dB)	(dB)	(m)		(°)	(m)
AV	5.1324G	47.34	54.00	-6.66	5.92	3	Vertical	176	1.21
AV	5.224G	96.25	Inf	-Inf	6.04	3	Vertical	176	1.21
PK	5.1428G	59.20	74.00	-14.80	5.92	3	Vertical	176	1.21
PK	5.2236G	107.27	Inf	-Inf	6.04	3	Vertical	176	1.21

802.11n HT40_Nss1,(MCS0)_2TX

5230MHz_TX

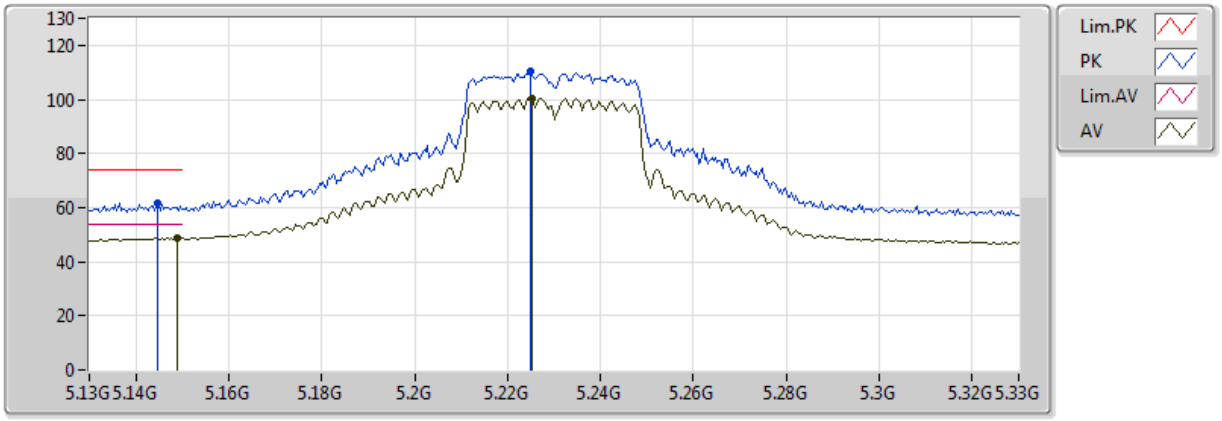

20171025
EUT Z_2TX
Setting 81
03-Z-1
FSP

Type	Freq	Level	Limit	Margin	Factor	Dist	Condition	Azimuth	Height
	(Hz)	(dBuV/m)	(dBuV/m)	(dB)	(dB)	(m)		(°)	(m)
AV	5.1488G	48.78	54.00	-5.22	5.93	3	Horizontal	19	1.24
AV	5.2252G	100.41	Inf	-Inf	6.05	3	Horizontal	19	1.24
PK	5.1448G	61.81	74.00	-12.19	5.93	3	Horizontal	19	1.24
PK	5.2248G	110.41	Inf	-Inf	6.04	3	Horizontal	19	1.24

802.11n HT40_Nss1,(MCS0)_2TX

5230MHz_TX

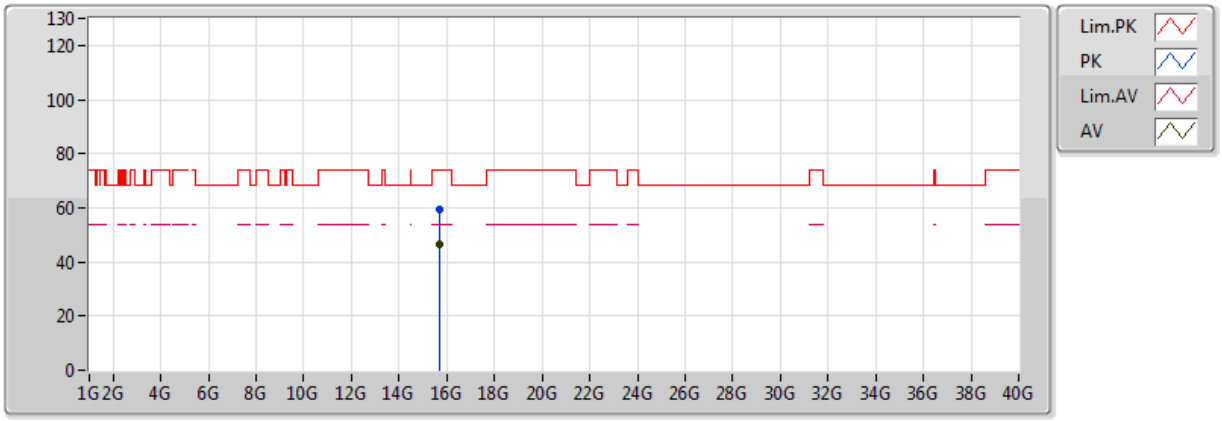

20171025
EUT Z_2TX
Setting 81
03-Z-1
FSP

Type	Freq	Level	Limit	Margin	Factor	Dist	Condition	Azimuth	Height
	(Hz)	(dBuV/m)	(dBuV/m)	(dB)	(dB)	(m)		(°)	(m)
AV	15.68408G	46.24	54.00	-7.76	15.77	3	Vertical	27	2.18
PK	15.67912G	59.20	74.00	-14.80	15.78	3	Vertical	27	2.18

802.11n HT40_Nss1,(MCS0)_2TX

5230MHz_TX

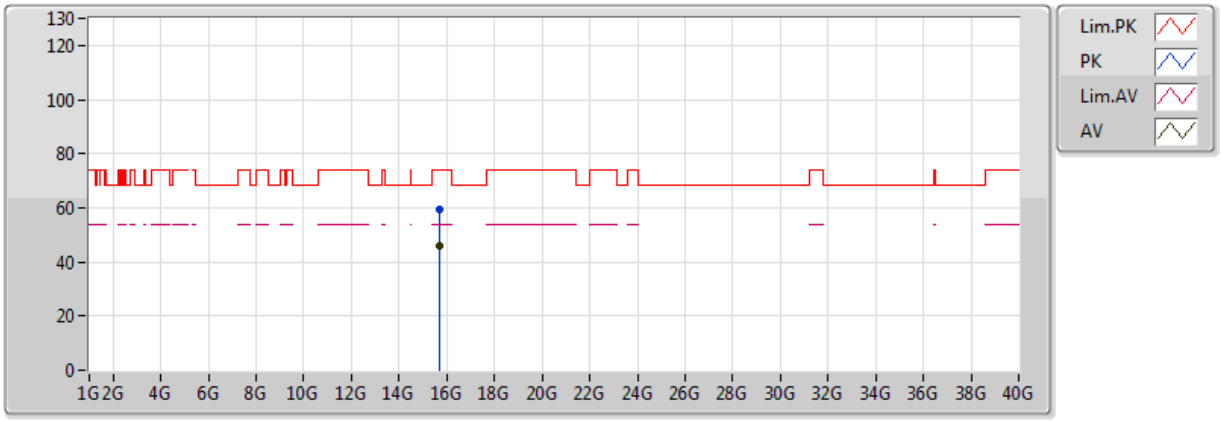

20171025
EUT Z_2TX
Setting 81
03-Z-1
FSP

Type	Freq	Level	Limit	Margin	Factor	Dist	Condition	Azimuth	Height
	(Hz)	(dBuV/m)	(dBuV/m)	(dB)	(dB)	(m)		(°)	(m)
AV	15.69688G	46.08	54.00	-7.92	15.72	3	Horizontal	275	1.15
PK	15.68624G	59.55	74.00	-14.45	15.76	3	Horizontal	275	1.15

802.11n HT40_Nss1,(MCS0)_2TX

5270MHz_TX

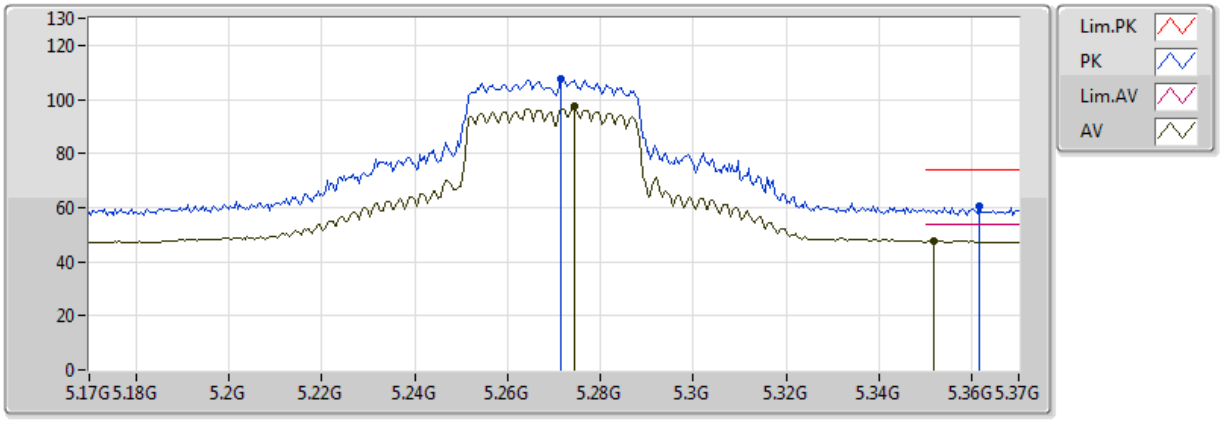

20171025
EUT Z_2TX
Setting 84
03-Z-1
FSP

Type	Freq	Level	Limit	Margin	Factor	Dist	Condition	Azimuth	Height
	(Hz)	(dBuV/m)	(dBuV/m)	(dB)	(dB)	(m)		(°)	(m)
AV	5.2744G	97.27	Inf	-Inf	6.19	3	Vertical	177	1.23
AV	5.3516G	47.57	54.00	-6.43	6.40	3	Vertical	177	1.23
PK	5.2716G	107.48	Inf	-Inf	6.18	3	Vertical	177	1.23
PK	5.3616G	60.28	74.00	-13.72	6.42	3	Vertical	177	1.23

802.11n HT40_Nss1,(MCS0)_2TX

5270MHz_TX

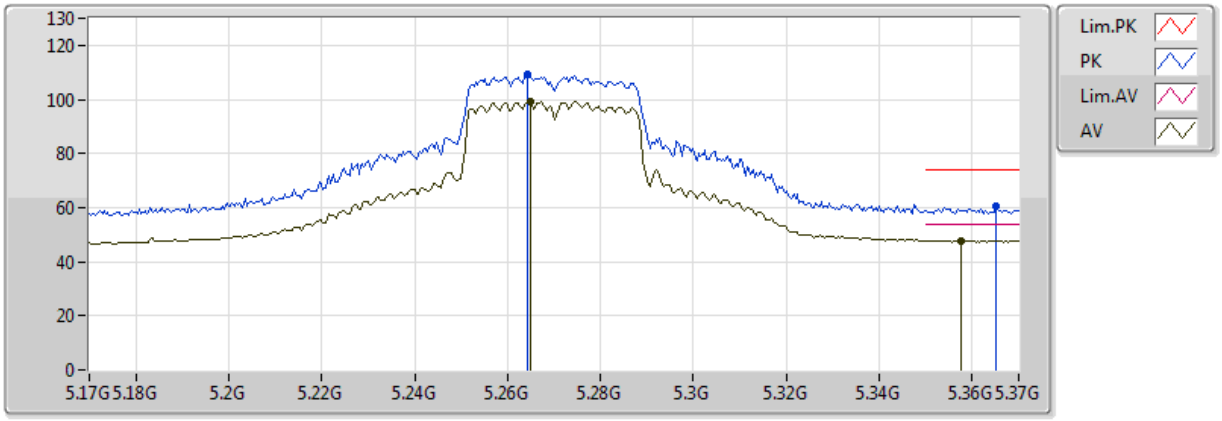

20171025
EUT Z_2TX
Setting 84
03-Z-1
FSP

Type	Freq	Level	Limit	Margin	Factor	Dist	Condition	Azimuth	Height
	(Hz)	(dBuV/m)	(dBuV/m)	(dB)	(dB)	(m)		(°)	(m)
AV	5.2648G	99.44	Inf	-Inf	6.16	3	Horizontal	27	1.50
AV	5.3576G	47.84	54.00	-6.16	6.41	3	Horizontal	27	1.50
PK	5.2644G	109.13	Inf	-Inf	6.16	3	Horizontal	27	1.50
PK	5.3652G	60.24	74.00	-13.76	6.43	3	Horizontal	27	1.50

802.11n HT40_Nss1,(MCS0)_2TX

5270MHz_TX

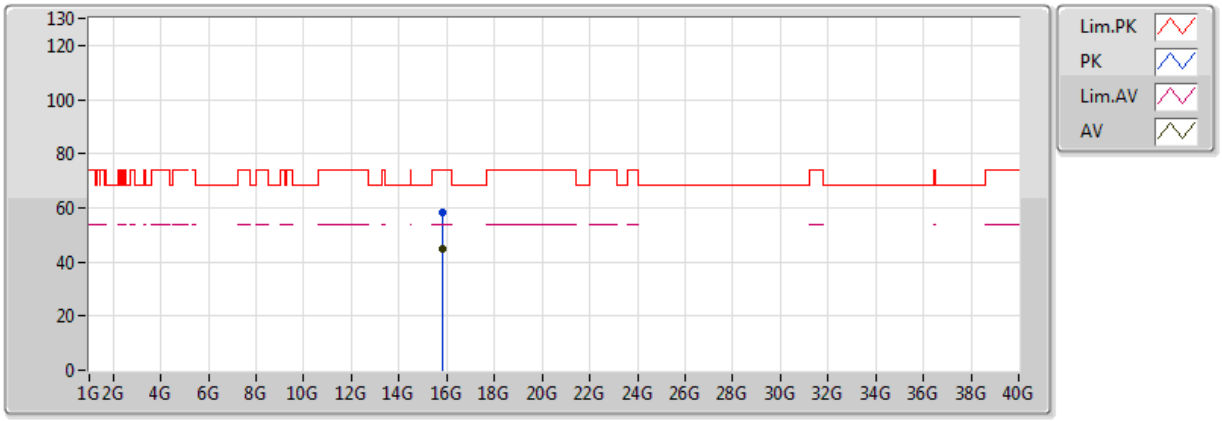

20171025
EUT Z_2TX
Setting 84
03-Z-1
FSP

Type	Freq	Level	Limit	Margin	Factor	Dist	Condition	Azimuth	Height
	(Hz)	(dBuV/m)	(dBuV/m)	(dB)	(dB)	(m)		(°)	(m)
AV	15.7964G	45.07	54.00	-8.93	15.35	3	Vertical	2	2.01
PK	15.80088G	58.52	74.00	-15.48	15.33	3	Vertical	2	2.01

802.11n HT40_Nss1,(MCS0)_2TX

5270MHz_TX

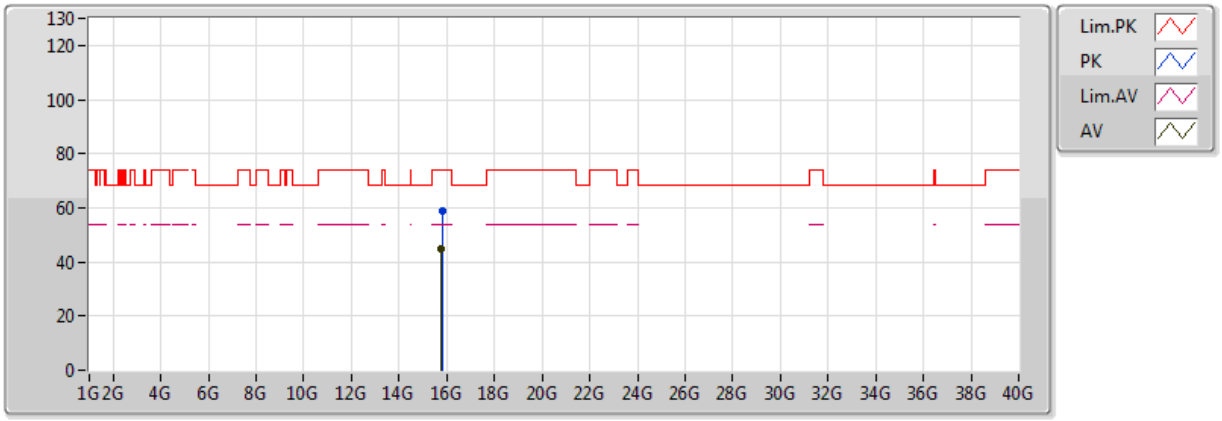

20171025
EUT Z_2TX
Setting 84
03-Z-1
FSP

Type	Freq	Level	Limit	Margin	Factor	Dist	Condition	Azimuth	Height
	(Hz)	(dBuV/m)	(dBuV/m)	(dB)	(dB)	(m)		(°)	(m)
AV	15.79112G	45.00	54.00	-9.00	15.37	3	Horizontal	89	2.21
PK	15.80752G	59.10	74.00	-14.90	15.31	3	Horizontal	89	2.21

802.11n HT40_Nss1,(MCS0)_2TX

5310MHz_TX

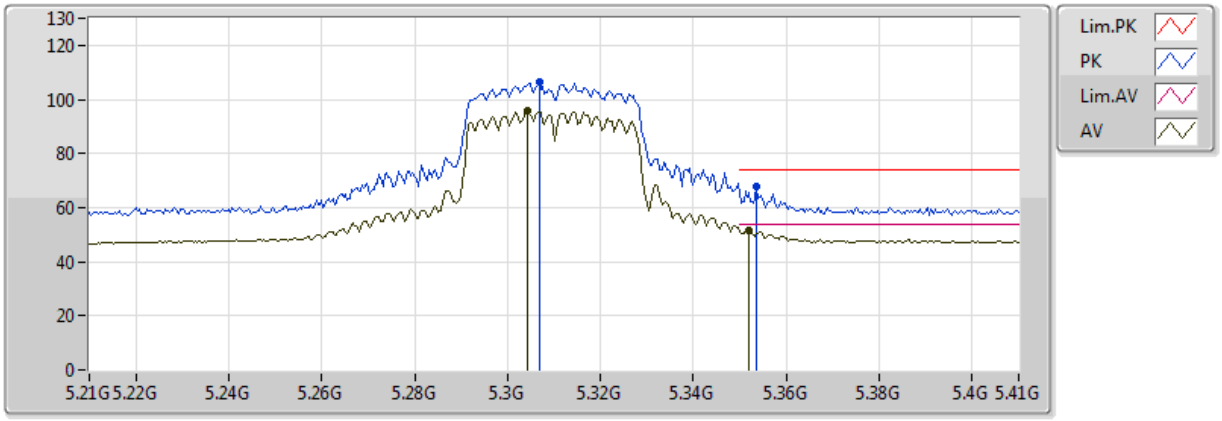

20171025
EUT Z_2TX
Setting 76
03-Z-1
FSP

Type	Freq	Level	Limit	Margin	Factor	Dist	Condition	Azimuth	Height
	(Hz)	(dBuV/m)	(dBuV/m)	(dB)	(dB)	(m)		(°)	(m)
AV	5.3044G	96.08	Inf	-Inf	6.28	3	Vertical	177	1.23
AV	5.352G	51.75	54.00	-2.25	6.40	3	Vertical	177	1.23
PK	5.3068G	106.35	Inf	-Inf	6.29	3	Vertical	177	1.23
PK	5.3536G	67.65	74.00	-6.35	6.40	3	Vertical	177	1.23

802.11n HT40_Nss1,(MCS0)_2TX

5310MHz_TX

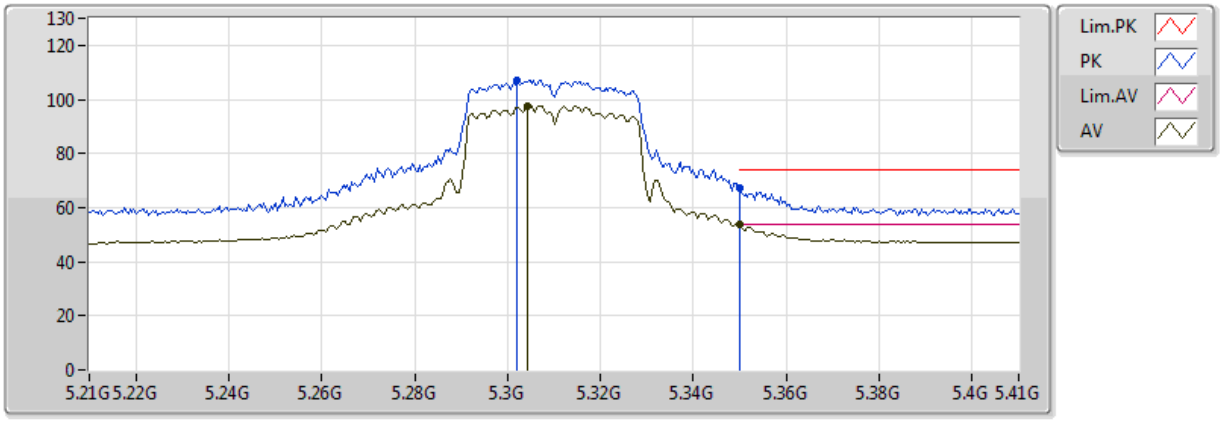

20171025
EUT Z_2TX
Setting 76
03-Z-1
FSP

Type	Freq	Level	Limit	Margin	Factor	Dist	Condition	Azimuth	Height
	(Hz)	(dBuV/m)	(dBuV/m)	(dB)	(dB)	(m)		(°)	(m)
AV	5.3044G	97.64	Inf	-Inf	6.28	3	Horizontal	28	1.44
AV	5.350005G	53.85	54.00	-0.15	6.40	3	Horizontal	28	1.44
PK	5.302G	107.15	Inf	-Inf	6.27	3	Horizontal	28	1.44
PK	5.350005G	67.07	74.00	-6.93	6.40	3	Horizontal	28	1.44

802.11n HT40_Nss1,(MCS0)_2TX

5310MHz_TX

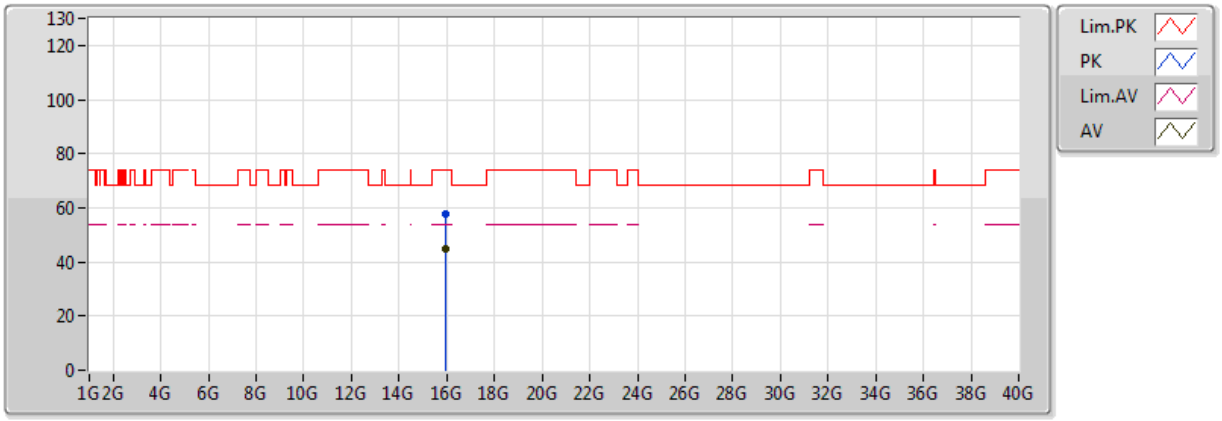

20171025
EUT Z_2TX
Setting 76
03-Z-1
FSP

Type	Freq	Level	Limit	Margin	Factor	Dist	Condition	Azimuth	Height
	(Hz)	(dBuV/m)	(dBuV/m)	(dB)	(dB)	(m)		(°)	(m)
AV	15.9392G	45.00	54.00	-9.00	14.82	3	Vertical	85	1.49
PK	15.93568G	57.66	74.00	-16.34	14.83	3	Vertical	85	1.49

802.11n HT40_Nss1,(MCS0)_2TX

5310MHz_TX

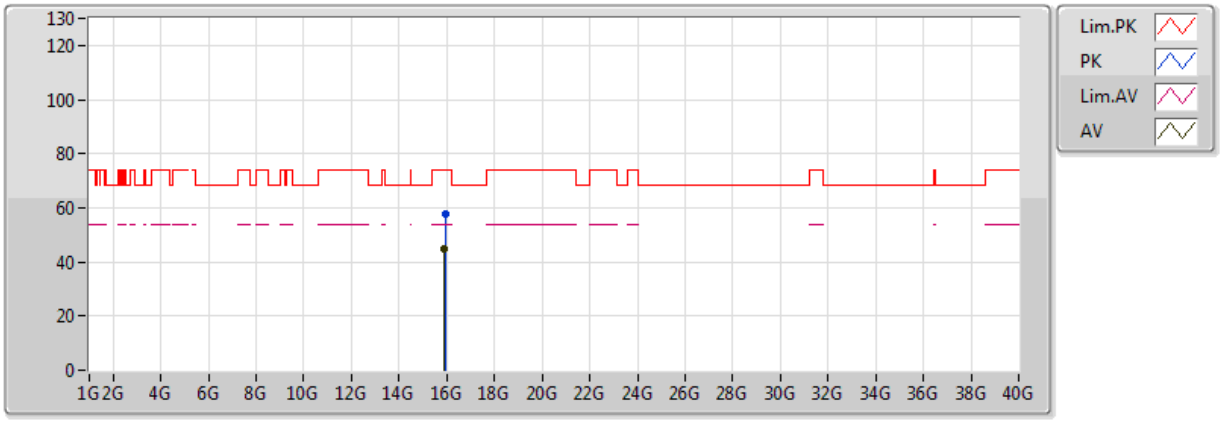

20171025
EUT Z_2TX
Setting 76
03-Z-1
FSP

Type	Freq	Level	Limit	Margin	Factor	Dist	Condition	Azimuth	Height
	(Hz)	(dBuV/m)	(dBuV/m)	(dB)	(dB)	(m)		(°)	(m)
AV	15.91528G	44.86	54.00	-9.14	14.91	3	Horizontal	250	1.48
PK	15.93152G	57.76	74.00	-16.24	14.84	3	Horizontal	250	1.48

802.11n HT40_Nss1,(MCS0)_2TX

5510MHz_TX

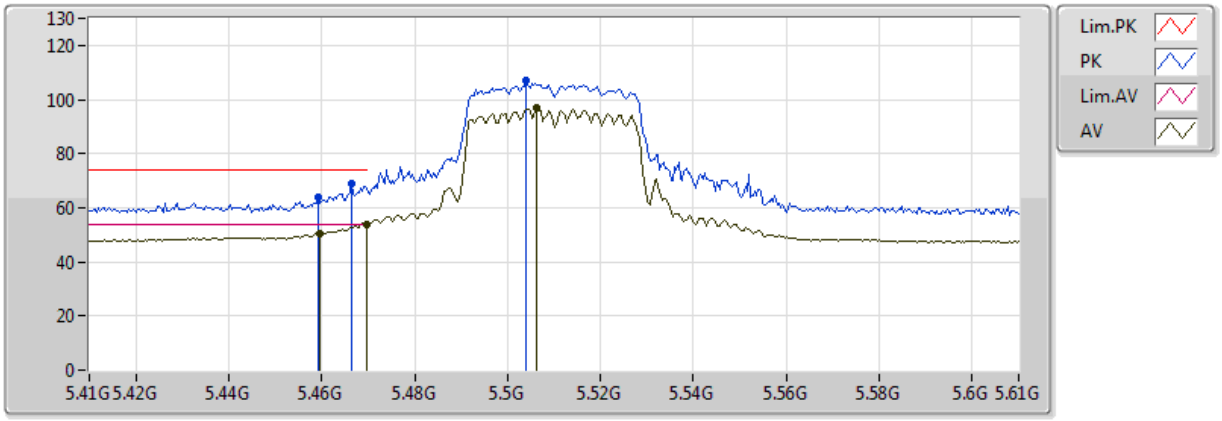

20171025
EUT Z_2TX
Setting 75
03-Z-1
FSP

Type	Freq	Level	Limit	Margin	Factor	Dist	Condition	Azimuth	Height
	(Hz)	(dBuV/m)	(dBuV/m)	(dB)	(dB)	(m)		(°)	(m)
AV	5.4596G	50.70	54.00	-3.30	6.72	3	Vertical	259	1.04
AV	5.4696G	53.95	54.00	-0.05	6.76	3	Vertical	259	1.04
AV	5.5064G	96.83	Inf	-Inf	6.87	3	Vertical	259	1.04
PK	5.4592G	63.65	74.00	-10.35	6.72	3	Vertical	259	1.04
PK	5.4664G	69.16	74.00	-4.84	6.75	3	Vertical	259	1.04
PK	5.504G	107.00	Inf	-Inf	6.87	3	Vertical	259	1.04

802.11n HT40_Nss1,(MCS0)_2TX

5510MHz_TX

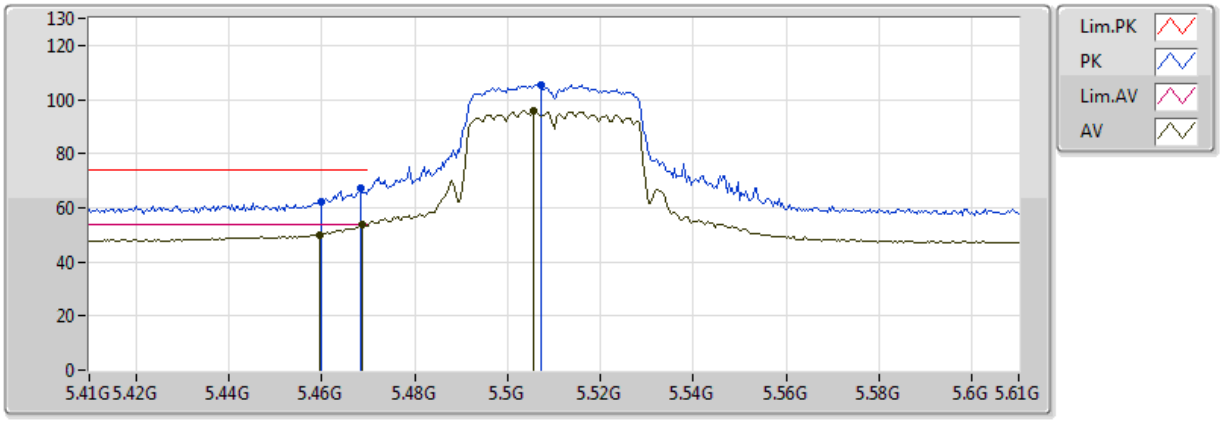

20171025
EUT Z_2TX
Setting 75
03-Z-1
FSP

Type	Freq	Level	Limit	Margin	Factor	Dist	Condition	Azimuth	Height
	(Hz)	(dBuV/m)	(dBuV/m)	(dB)	(dB)	(m)		(°)	(m)
AV	5.4596G	49.96	54.00	-4.04	6.72	3	Horizontal	22	1.25
AV	5.4688G	53.53	54.00	-0.47	6.75	3	Horizontal	22	1.25
AV	5.5056G	96.01	Inf	-Inf	6.87	3	Horizontal	22	1.25
PK	5.46G	62.34	74.00	-11.66	6.72	3	Horizontal	22	1.25
PK	5.4684G	67.03	74.00	-6.97	6.75	3	Horizontal	22	1.25
PK	5.5072G	105.43	Inf	-Inf	6.87	3	Horizontal	22	1.25

802.11n HT40_Nss1,(MCS0)_2TX

5510MHz_TX

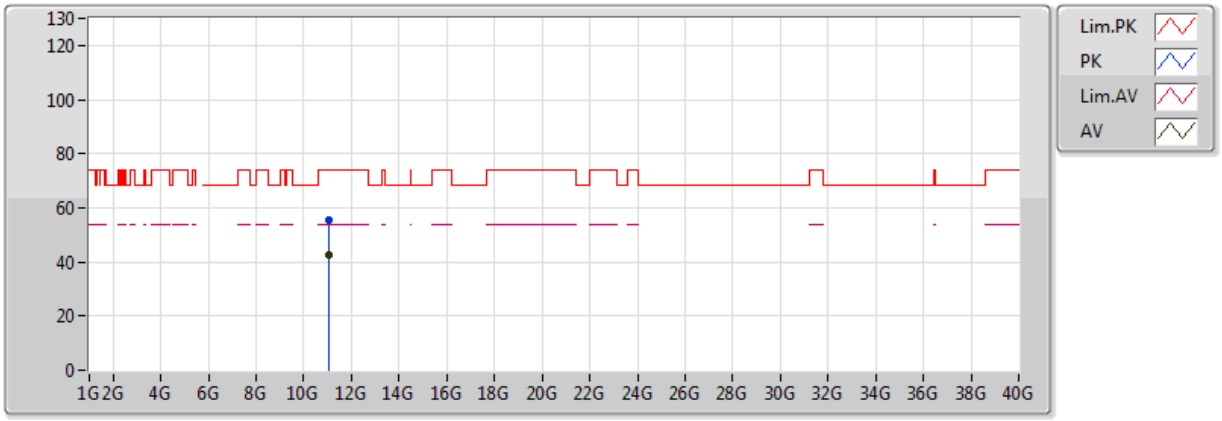

20171025
EUT Z_2TX
Setting 75
03-Z-1
FSP

Type	Freq	Level	Limit	Margin	Factor	Dist	Condition	Azimuth	Height
	(Hz)	(dBuV/m)	(dBuV/m)	(dB)	(dB)	(m)		(°)	(m)
AV	11.0548G	42.34	54.00	-11.66	13.54	3	Vertical	84	1.18
PK	11.0776G	55.38	74.00	-18.62	13.56	3	Vertical	84	1.18

802.11n HT40_Nss1,(MCS0)_2TX

5510MHz_TX

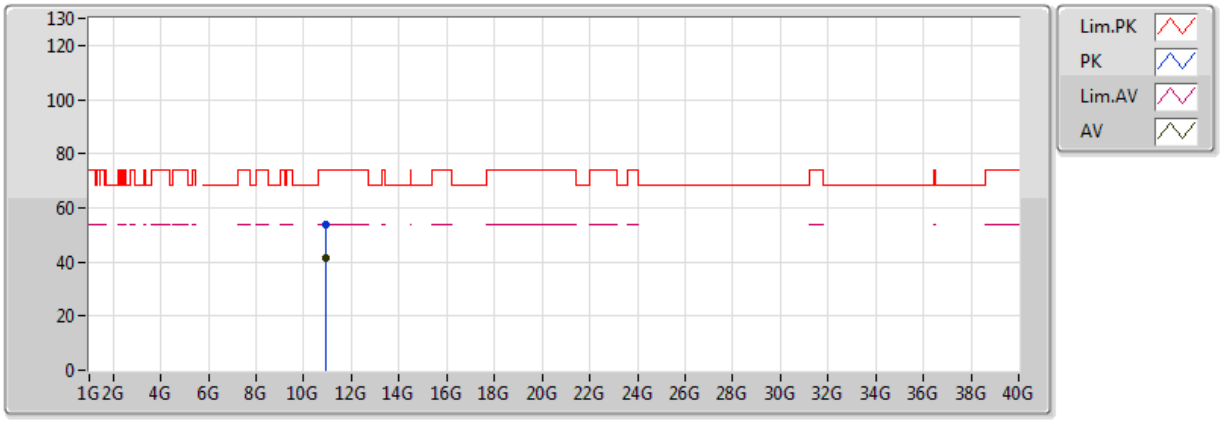

20171025
EUT Z_2TX
Setting 75
03-Z-1
FSP

Type	Freq	Level	Limit	Margin	Factor	Dist	Condition	Azimuth	Height
	(Hz)	(dBuV/m)	(dBuV/m)	(dB)	(dB)	(m)		(°)	(m)
AV	10.9256G	41.28	54.00	-12.72	13.43	3	Horizontal	313	2.31
PK	10.942G	53.80	74.00	-20.20	13.44	3	Horizontal	313	2.31

802.11n HT40_Nss1,(MCS0)_2TX

5550MHz_TX

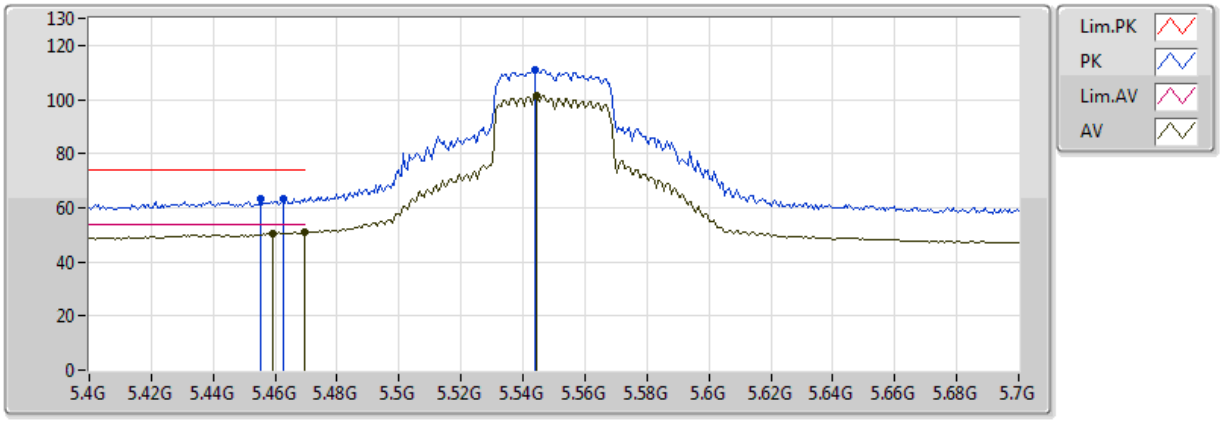

20171025
EUT Z_2TX
Setting 89
03-M-1-10
FSP

Type	Freq	Level	Limit	Margin	Factor	Dist	Condition	Azimuth	Height
	(Hz)	(dBuV/m)	(dBuV/m)	(dB)	(dB)	(m)		(°)	(m)
AV	5.4594G	50.47	54.00	-3.53	6.72	3	Vertical	259	1.03
AV	5.4696G	50.87	54.00	-3.13	6.76	3	Vertical	259	1.03
AV	5.5446G	101.59	Inf	-Inf	6.93	3	Vertical	259	1.03
PK	5.4552G	63.57	74.00	-10.43	6.71	3	Vertical	259	1.03
PK	5.4624G	63.47	74.00	-10.53	6.73	3	Vertical	259	1.03
PK	5.544G	110.93	Inf	-Inf	6.93	3	Vertical	259	1.03

802.11n HT40_Nss1,(MCS0)_2TX

5550MHz_TX

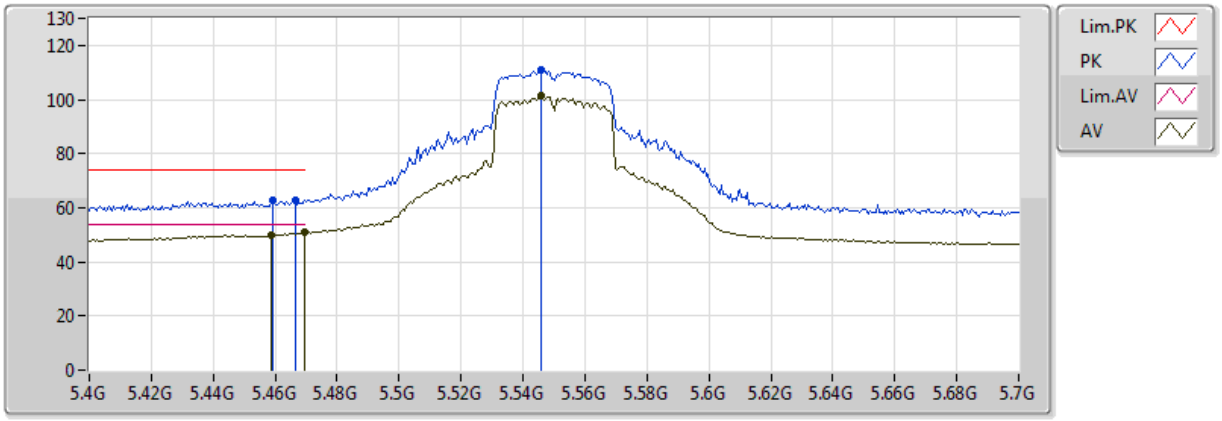

20171025
EUT Z_2TX
Setting 89
03-M-1-10
FSP

Type	Freq	Level	Limit	Margin	Factor	Dist	Condition	Azimuth	Height
	(Hz)	(dBuV/m)	(dBuV/m)	(dB)	(dB)	(m)		(°)	(m)
AV	5.4588G	49.84	54.00	-4.16	6.72	3	Horizontal	19	1.62
AV	5.4696G	50.75	54.00	-3.25	6.76	3	Horizontal	19	1.62
AV	5.5458G	101.25	Inf	-Inf	6.93	3	Horizontal	19	1.62
PK	5.4594G	62.58	74.00	-11.42	6.72	3	Horizontal	19	1.62
PK	5.4666G	62.86	74.00	-11.14	6.75	3	Horizontal	19	1.62
PK	5.5458G	110.91	Inf	-Inf	6.93	3	Horizontal	19	1.62

802.11n HT40_Nss1,(MCS0)_2TX

5550MHz_TX

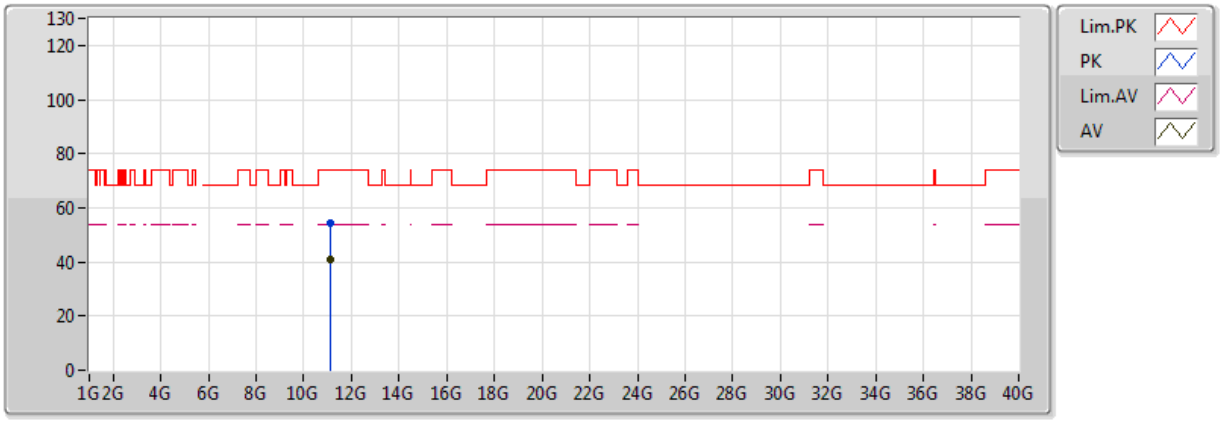

20171025
EUT Z_2TX
Setting 89
03-M-1
FSP

Type	Freq	Level	Limit	Margin	Factor	Dist	Condition	Azimuth	Height
	(Hz)	(dBuV/m)	(dBuV/m)	(dB)	(dB)	(m)		(°)	(m)
AV	11.09822G	40.73	54.00	-13.27	13.58	3	Vertical	333	2.14
PK	11.09512G	54.24	74.00	-19.76	13.57	3	Vertical	333	2.14

802.11n HT40_Nss1,(MCS0)_2TX

5550MHz_TX

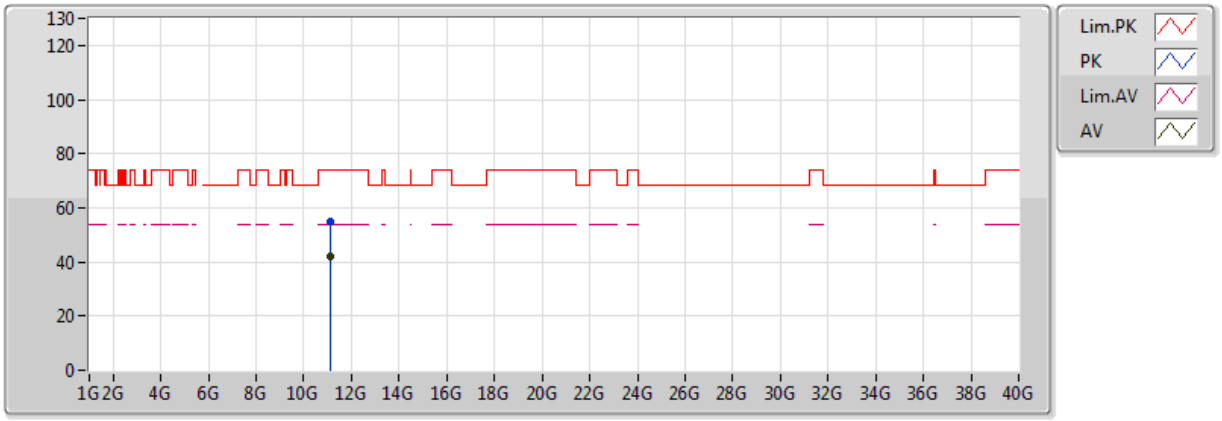

20171025
EUT Z_2TX
Setting 89
03-M-1
FSP

Type	Freq	Level	Limit	Margin	Factor	Dist	Condition	Azimuth	Height
	(Hz)	(dBuV/m)	(dBuV/m)	(dB)	(dB)	(m)		(°)	(m)
AV	11.09886G	41.79	54.00	-12.21	13.58	3	Horizontal	163	1.23
PK	11.10306G	55.10	74.00	-18.90	13.58	3	Horizontal	163	1.23

802.11n HT40_Nss1,(MCS0)_2TX

5670MHz_TX

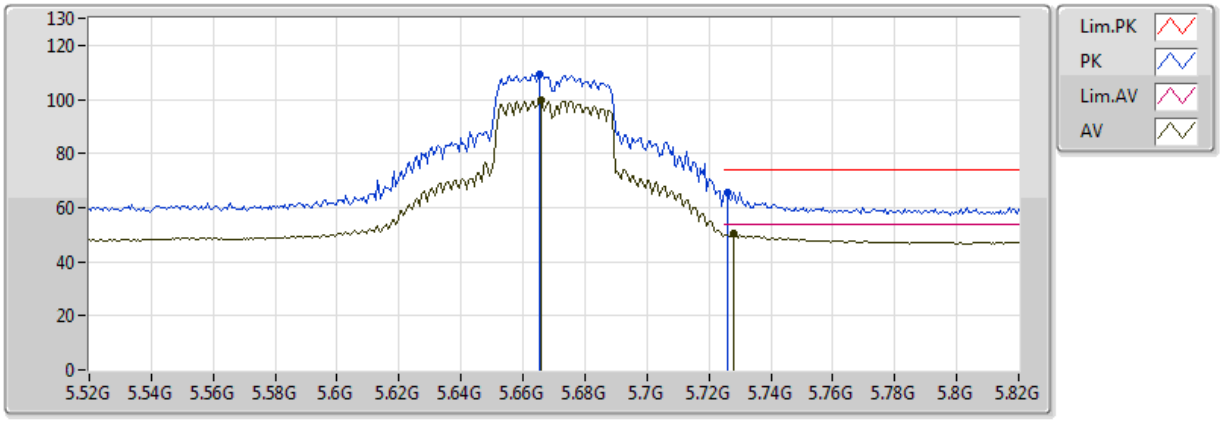

20171025
EUT Z_2TX
Setting 89
03-M-1-10
FSP

Type	Freq	Level	Limit	Margin	Factor	Dist	Condition	Azimuth	Height
	(Hz)	(dBuV/m)	(dBuV/m)	(dB)	(dB)	(m)		(°)	(m)
AV	5.6658G	99.75	Inf	-Inf	6.99	3	Vertical	308	1.28
AV	5.7282G	50.18	54.00	-3.82	6.95	3	Vertical	308	1.28
PK	5.6652G	109.27	Inf	-Inf	6.99	3	Vertical	308	1.28
PK	5.7258G	65.74	74.00	-8.26	6.95	3	Vertical	308	1.28

802.11n HT40_Nss1,(MCS0)_2TX

5670MHz_TX

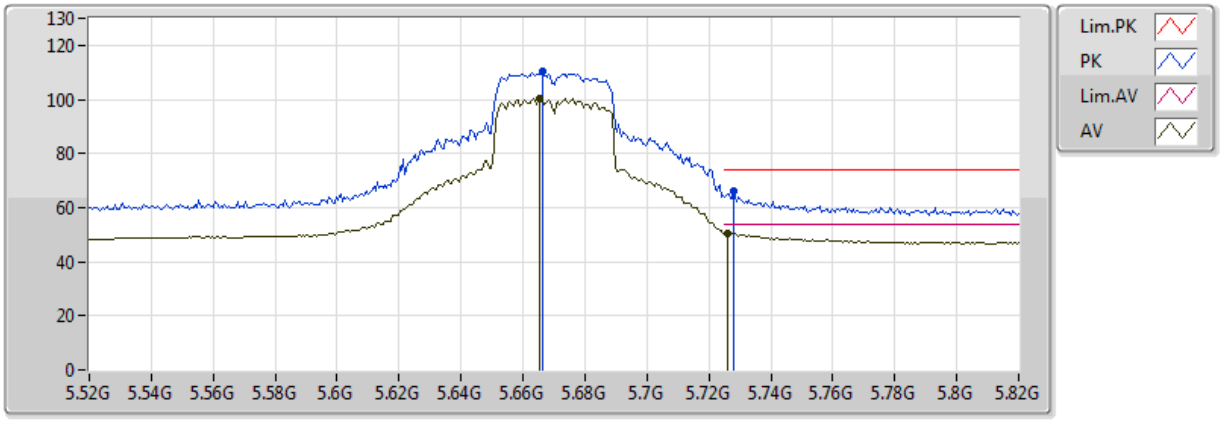

20171025
EUT Z_2TX
Setting 89
03-M-1-10
FSP

Type	Freq	Level	Limit	Margin	Factor	Dist	Condition	Azimuth	Height
	(Hz)	(dBuV/m)	(dBuV/m)	(dB)	(dB)	(m)		(°)	(m)
AV	5.6652G	100.33	Inf	-Inf	6.99	3	Horizontal	20	2.65
AV	5.7258G	50.66	54.00	-3.34	6.95	3	Horizontal	20	2.65
PK	5.6664G	110.18	Inf	-Inf	6.99	3	Horizontal	20	2.65
PK	5.7282G	66.27	74.00	-7.73	6.95	3	Horizontal	20	2.65

802.11n HT40_Nss1,(MCS0)_2TX

5670MHz_TX

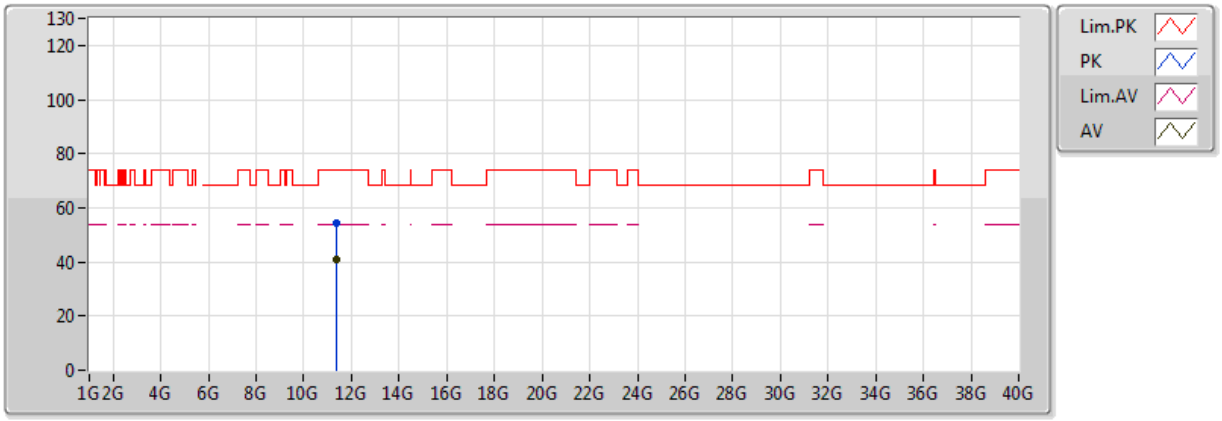

20171025
EUT Z_2TX
Setting 89
03-M-1
FSP

Type	Freq	Level	Limit	Margin	Factor	Dist	Condition	Azimuth	Height
	(Hz)	(dBuV/m)	(dBuV/m)	(dB)	(dB)	(m)		(°)	(m)
AV	11.3393G	40.74	54.00	-13.26	13.79	3	Vertical	36	2.16
PK	11.34182G	54.20	74.00	-19.80	13.79	3	Vertical	36	2.16

802.11n HT40_Nss1,(MCS0)_2TX

5670MHz_TX

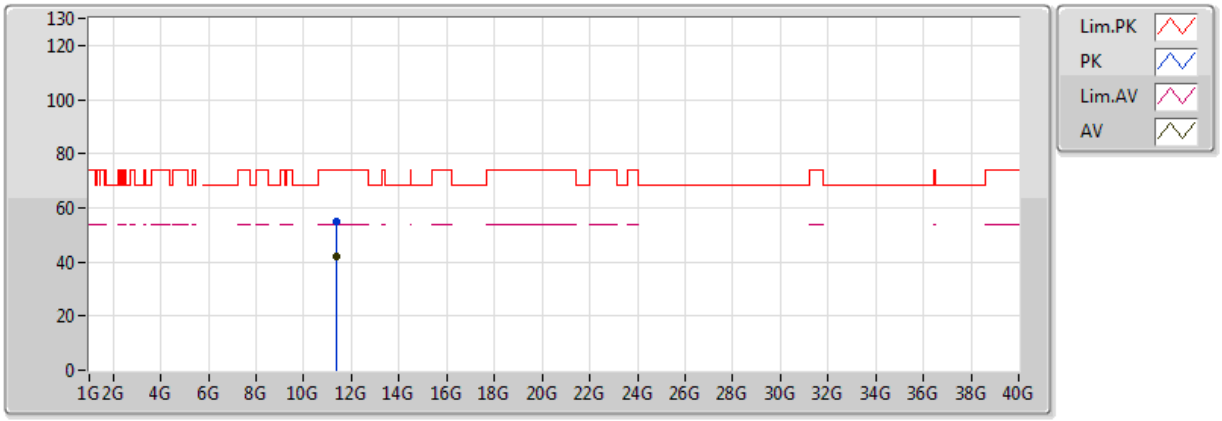

20171025
EUT Z_2TX
Setting 89
03-M-1
FSP

Type	Freq	Level	Limit	Margin	Factor	Dist	Condition	Azimuth	Height
	(Hz)	(dBuV/m)	(dBuV/m)	(dB)	(dB)	(m)		(°)	(m)
AV	11.34032G	41.77	54.00	-12.23	13.79	3	Horizontal	22	2.10
PK	11.33926G	54.69	74.00	-19.31	13.79	3	Horizontal	22	2.10

802.11n HT40_Nss1,(MCS0)_2TX

5755MHz_TX

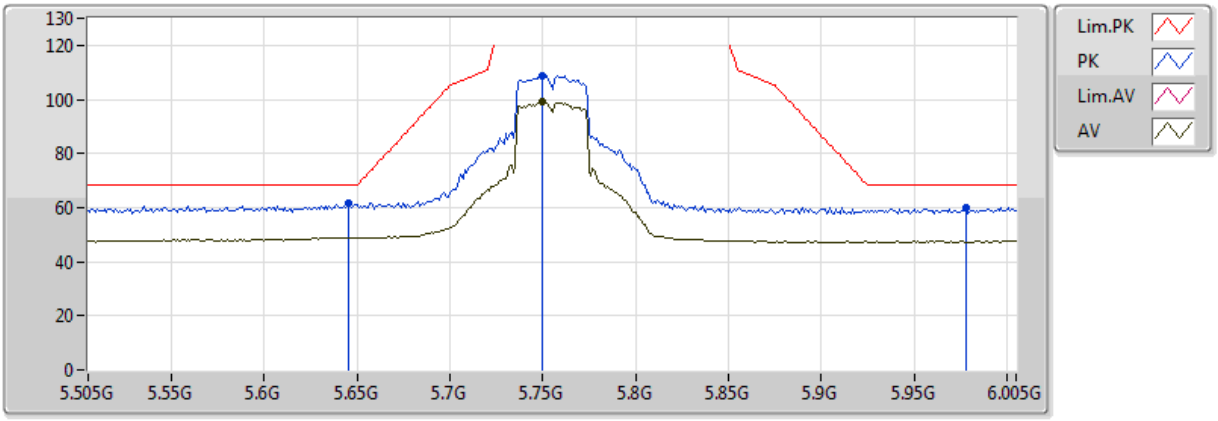

20171025
EUT Z_2TX
Setting 89
03-M-1-10
FSP

Type	Freq	Level	Limit	Margin	Factor	Dist	Condition	Azimuth	Height
	(Hz)	(dBuV/m)	(dBuV/m)	(dB)	(dB)	(m)		(°)	(m)
AV	5.75G	99.08	Inf	-Inf	6.94	3	Horizontal	26	2.45
PK	5.645G	61.62	68.20	-6.58	7.00	3	Horizontal	26	2.45
PK	5.75G	108.91	Inf	-Inf	6.94	3	Horizontal	26	2.45
PK	5.978G	59.79	68.20	-8.41	7.11	3	Horizontal	26	2.45

802.11n HT40_Nss1,(MCS0)_2TX

5755MHz_TX

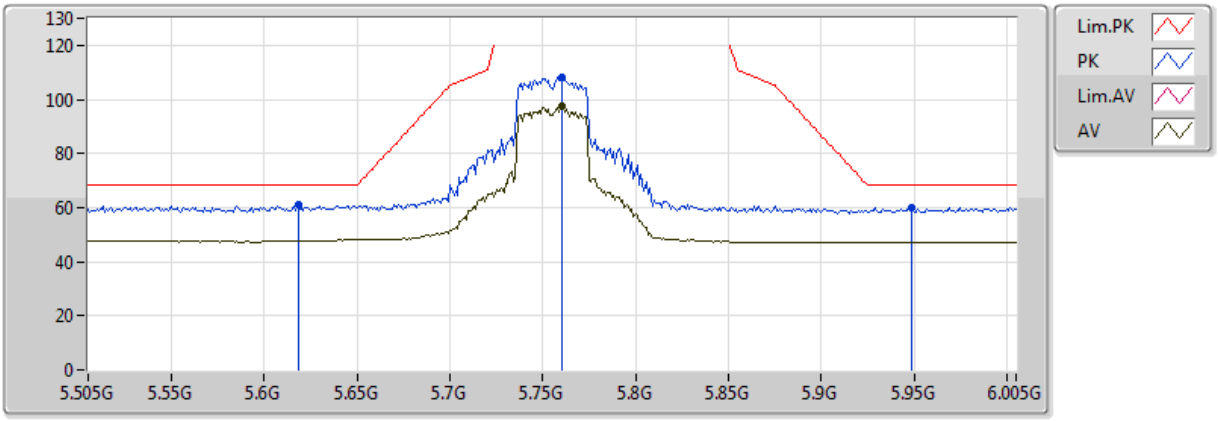

20171025
EUT Z_2TX
Setting 89
03-M-1-10
FSP

Type	Freq	Level	Limit	Margin	Factor	Dist	Condition	Azimuth	Height
	(Hz)	(dBuV/m)	(dBuV/m)	(dB)	(dB)	(m)		(°)	(m)
AV	5.76G	97.28	Inf	-Inf	6.93	3	Vertical	307	1.00
PK	5.618G	60.96	68.20	-7.24	7.01	3	Vertical	307	1.00
PK	5.76G	108.20	Inf	-Inf	6.93	3	Vertical	307	1.00
PK	5.949G	60.13	68.20	-8.07	7.07	3	Vertical	307	1.00

802.11n HT40_Nss1,(MCS0)_2TX

5755MHz_TX

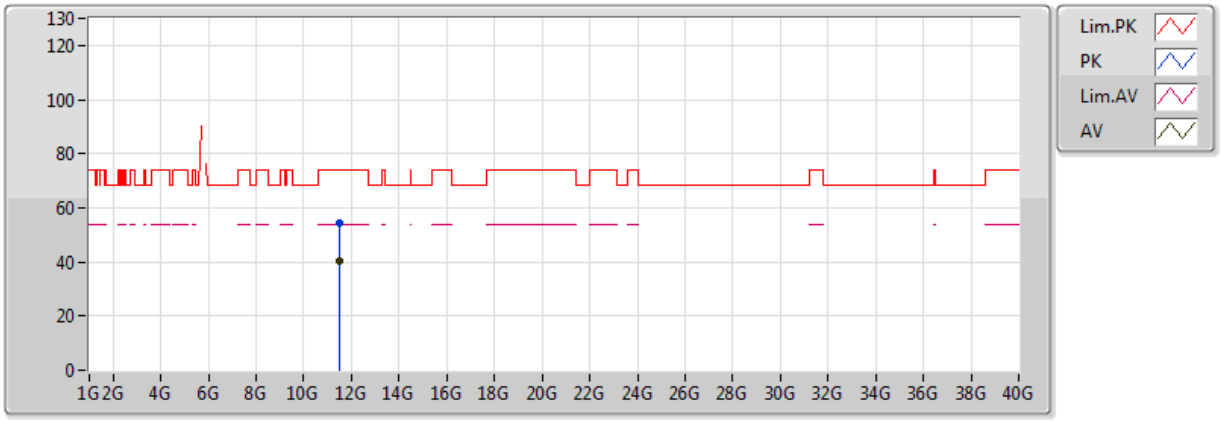

20171025
EUT Z_2TX
Setting 89
03-M-1
FSP

Type	Freq	Level	Limit	Margin	Factor	Dist	Condition	Azimuth	Height
	(Hz)	(dBuV/m)	(dBuV/m)	(dB)	(dB)	(m)		(°)	(m)
AV	11.51174G	40.57	54.00	-13.43	13.95	3	Vertical	228	1.75
PK	11.5104G	54.08	74.00	-19.92	13.94	3	Vertical	228	1.75

802.11n HT40_Nss1,(MCS0)_2TX

5755MHz_TX

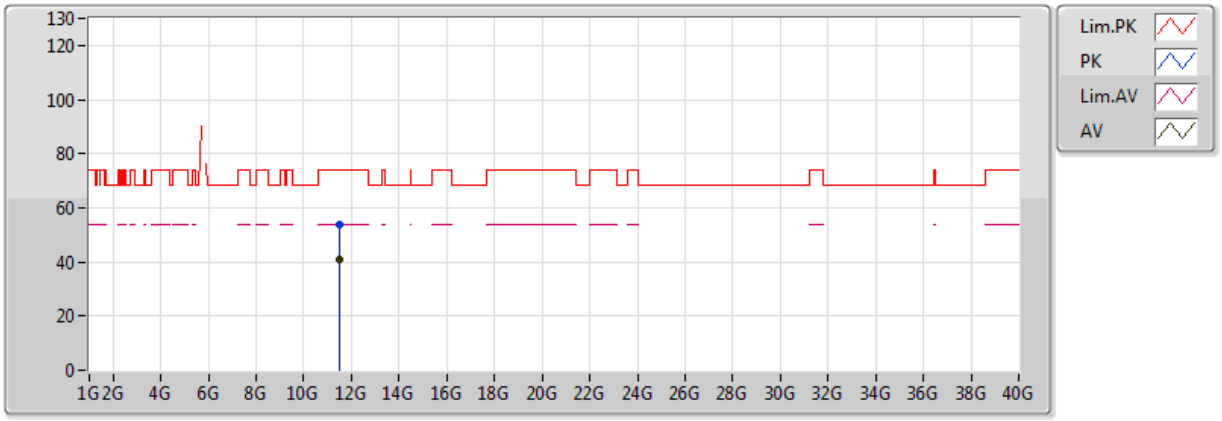

20171025
EUT Z_2TX
Setting 89
03-M-1
FSP

Type	Freq	Level	Limit	Margin	Factor	Dist	Condition	Azimuth	Height
	(Hz)	(dBuV/m)	(dBuV/m)	(dB)	(dB)	(m)		(°)	(m)
AV	11.51472G	40.68	54.00	-13.32	13.95	3	Horizontal	210	1.92
PK	11.50928G	53.85	74.00	-20.15	13.94	3	Horizontal	210	1.92

802.11n HT40_Nss1,(MCS0)_2TX

5795MHz_TX

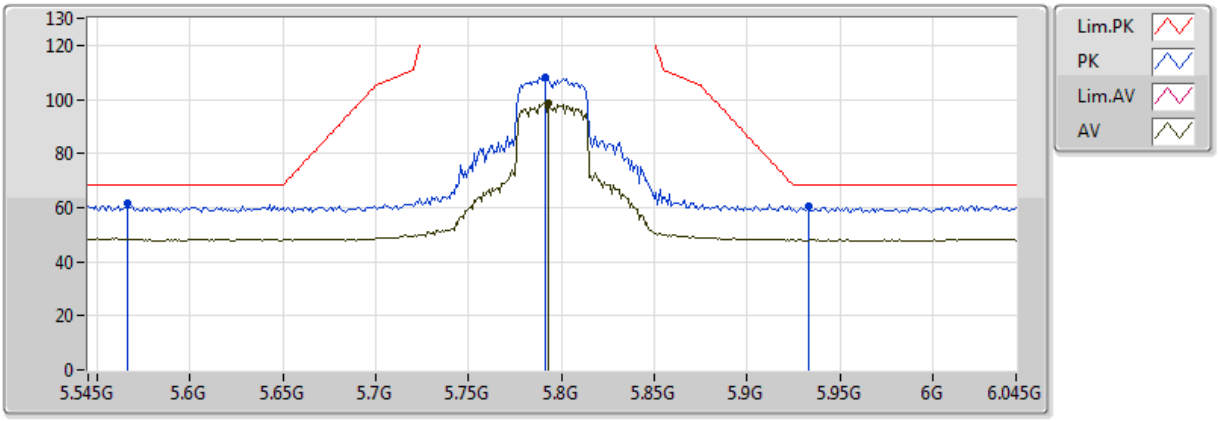

20171025
EUT Z_2TX
Setting 89
03-M-1-10
FSP

Type	Freq	Level	Limit	Margin	Factor	Dist	Condition	Azimuth	Height
	(Hz)	(dBuV/m)	(dBuV/m)	(dB)	(dB)	(m)		(°)	(m)
AV	5.793G	98.42	Inf	-Inf	6.91	3	Vertical	308	1.07
PK	5.566G	61.52	68.20	-6.68	6.97	3	Vertical	308	1.07
PK	5.791G	108.15	Inf	-Inf	6.92	3	Vertical	308	1.07
PK	5.933G	60.71	68.20	-7.49	7.06	3	Vertical	308	1.07

802.11n HT40_Nss1,(MCS0)_2TX

5795MHz_TX

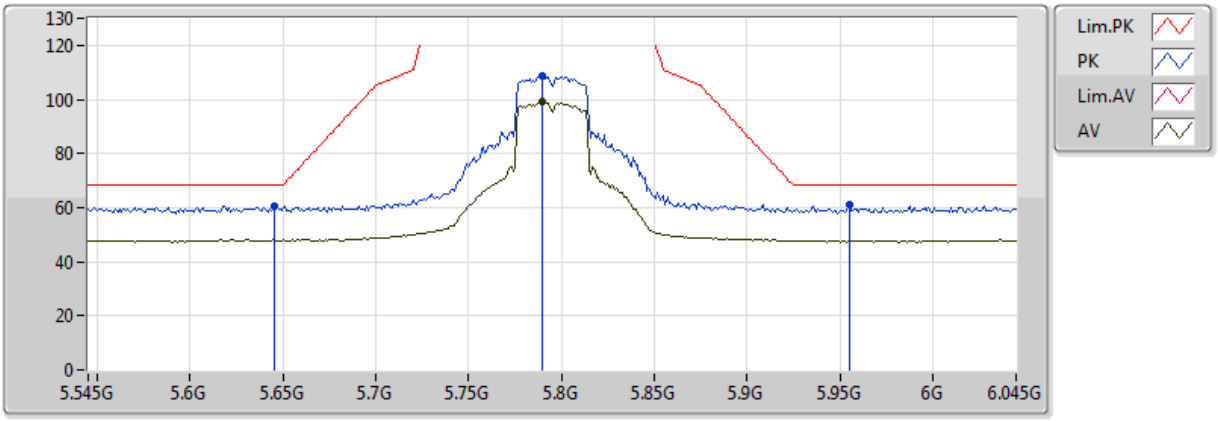

20171025
EUT Z_2TX
Setting 89
03-M-1-10
FSP

Type	Freq	Level	Limit	Margin	Factor	Dist	Condition	Azimuth	Height
	(Hz)	(dBuV/m)	(dBuV/m)	(dB)	(dB)	(m)		(°)	(m)
AV	5.79G	99.46	Inf	-Inf	6.92	3	Horizontal	26	2.56
PK	5.645G	60.31	68.20	-7.89	7.00	3	Horizontal	26	2.56
PK	5.79G	108.84	Inf	-Inf	6.92	3	Horizontal	26	2.56
PK	5.955G	61.29	68.20	-6.91	7.08	3	Horizontal	26	2.56

802.11n HT40_Nss1,(MCS0)_2TX

5795MHz_TX

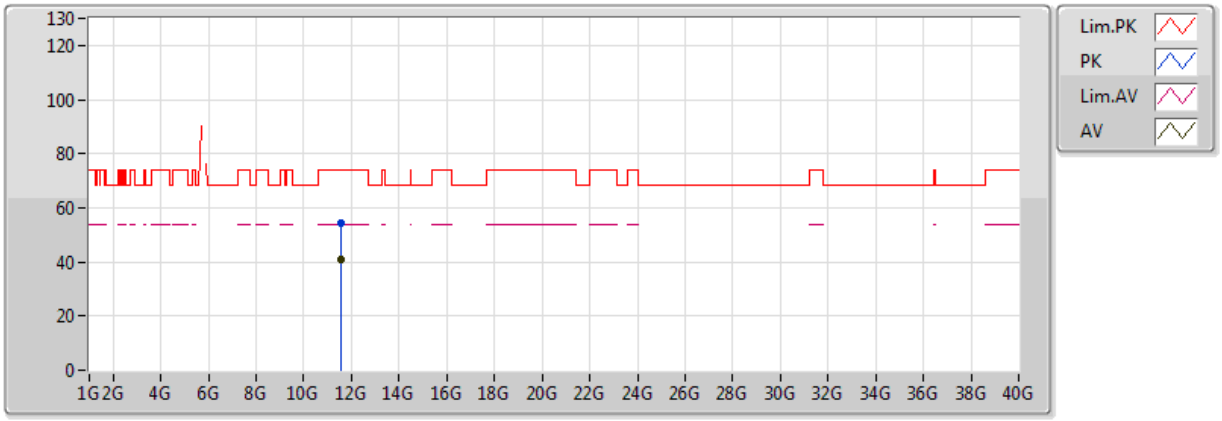

20171025
EUT Z_2TX
Setting 89
03-M-1
FSP

Type	Freq	Level	Limit	Margin	Factor	Dist	Condition	Azimuth	Height
	(Hz)	(dBuV/m)	(dBuV/m)	(dB)	(dB)	(m)		(°)	(m)
AV	11.58614G	40.97	54.00	-13.03	14.01	3	Vertical	88	1.50
PK	11.58716G	54.18	74.00	-19.82	14.01	3	Vertical	88	1.50

802.11n HT40_Nss1,(MCS0)_2TX

5795MHz_TX

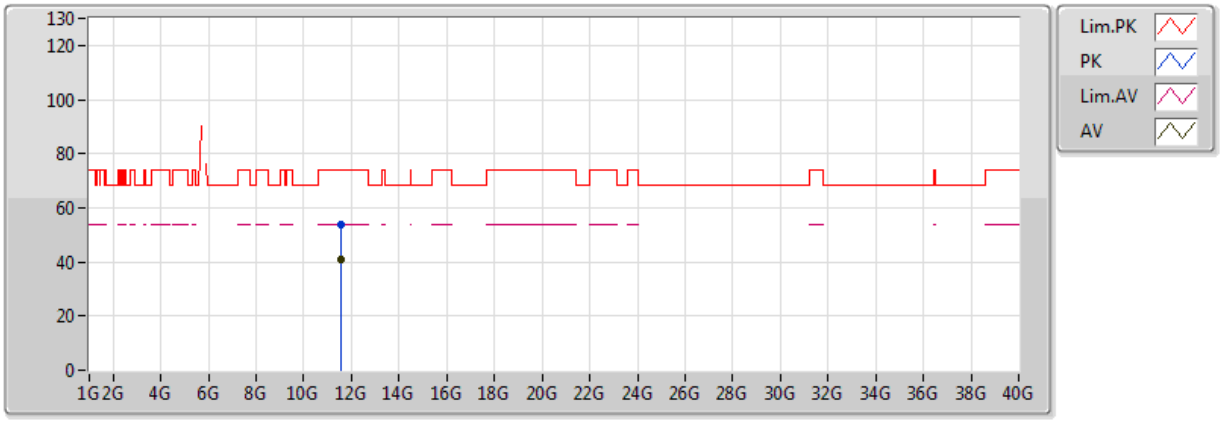

20171025
EUT Z_2TX
Setting 89
03-M-1
FSP

Type	Freq	Level	Limit	Margin	Factor	Dist	Condition	Azimuth	Height
	(Hz)	(dBuV/m)	(dBuV/m)	(dB)	(dB)	(m)		(°)	(m)
AV	11.58768G	40.87	54.00	-13.13	14.01	3	Horizontal	191	1.64
PK	11.5892G	54.01	74.00	-19.99	14.01	3	Horizontal	191	1.64

Mode: 20 MHz / Ant. 2

Voltage vs. Frequency Stability

Voltage	Measurement Frequency (MHz)			
(V)	5200 MHz			
	0 Minute	2 Minute	5 Minute	10 Minute
126.50	5199.9538	5199.9528	5199.9522	5199.9513
110.00	5199.9529	5199.9523	5199.9518	5199.9517
93.50	5199.9527	5199.9523	5199.9520	5199.9512
Max. Deviation (MHz)	**0.0473**	**0.0477**	**0.0482**	**0.0488**
Max. Deviation (ppm)	**9.10**	**9.17**	**9.27**	**9.38**
Result	Pass			

Temperature vs. Frequency Stability

Temperature	Measurement Frequency (MHz)			
(℃)	5200 MHz			
	0 Minute	2 Minute	5 Minute	10 Minute
0	5199.9546	5199.9544	5199.9538	5199.9532
10	5199.9532	5199.9530	5199.9529	5199.9528
20	5199.9529	5199.9519	5199.9513	5199.9510
30	5199.9518	5199.9512	5199.9505	5199.9501
40	5199.9514	5199.9511	5199.9506	5199.9497
50	5199.9508	5199.9501	5199.9495	5199.9491
Max. Deviation (MHz)	**0.0492**	**0.0499**	**0.0505**	**0.0509**
Max. Deviation (ppm)	**9.46**	**9.60**	**9.71**	**9.79**
Result	Pass			

Voltage vs. Frequency Stability

Voltage	Measurement Frequency (MHz)			
(V)	5300 MHz			
	0 Minute	2 Minute	5 Minute	10 Minute
126.50	5299.9530	5299.9520	5299.9513	5299.9512
110.00	5299.9529	5299.9522	5299.9514	5299.9504
93.50	5299.9527	5299.9523	5299.9519	5299.9515
Max. Deviation (MHz)	**0.0473**	**0.0480**	**0.0487**	**0.0496**
Max. Deviation (ppm)	**8.92**	**9.06**	**9.19**	**9.36**
Result	Pass			

Temperature vs. Frequency Stability

Temperature	Measurement Frequency (MHz)			
(℃)	5300 MHz			
	0 Minute	2 Minute	5 Minute	10 Minute
0	5299.9549	5299.9548	5299.9540	5299.9537
10	5299.9539	5299.9535	5299.9533	5299.9529
20	5299.9529	5299.9527	5299.9521	5299.9518
30	5299.9518	5299.9514	5299.9512	5299.9504
40	5299.9508	5299.9504	5299.9495	5299.9485
50	5299.9498	5299.9489	5299.9481	5299.9474
Max. Deviation (MHz)	**0.0502**	**0.0511**	**0.0519**	**0.0526**
Max. Deviation (ppm)	**9.47**	**9.64**	**9.79**	**9.92**
Result	Pass			

Voltage vs. Frequency Stability

Voltage	Measurement Frequency (MHz)			
(V)	5580 MHz			
	0 Minute	2 Minute	5 Minute	10 Minute
126.50	5579.9532	5579.9529	5579.9527	5579.9525
110.00	5579.9529	5579.9525	5579.9516	5579.9506
93.50	5579.9526	5579.9518	5579.9511	5579.9509
Max. Deviation (MHz)	**0.0474**	**0.0482**	**0.0489**	**0.0494**
Max. Deviation (ppm)	**8.49**	**8.64**	**8.76**	**8.85**
Result	Pass			

Temperature vs. Frequency Stability

Temperature	Measurement Frequency (MHz)			
(℃)	5580 MHz			
	0 Minute	2 Minute	5 Minute	10 Minute
0	5579.9548	5579.9544	5579.9541	5579.9531
10	5579.9546	5579.9536	5579.9526	5579.9524
20	5579.9529	5579.9523	5579.9515	5579.9511
30	5579.9518	5579.9515	5579.9506	5579.9498
40	5579.9500	5579.9497	5579.9491	5579.9485
50	5579.9514	5579.9510	5579.9507	5579.9498
Max. Deviation (MHz)	**0.0500**	**0.0503**	**0.0509**	**0.0515**
Max. Deviation (ppm)	**8.96**	**9.01**	**9.12**	**9.23**
Result	Pass			

Voltage vs. Frequency Stability

Voltage	Measurement Frequency (MHz)			
(V)	5785 MHz			
	0 Minute	2 Minute	5 Minute	10 Minute
126.50	5784.9530	5784.9521	5784.9512	5784.9506
110.00	5784.9529	5784.9526	5784.9522	5784.9514
93.50	5784.9521	5784.9512	5784.9507	5784.9500
Max. Deviation (MHz)	**0.0479**	**0.0488**	**0.0493**	**0.0500**
Max. Deviation (ppm)	**8.28**	**8.44**	**8.52**	**8.64**
Result	Pass			

Temperature vs. Frequency Stability

Temperature	Measurement Frequency (MHz)			
(℃)	5785 MHz			
	0 Minute	2 Minute	5 Minute	10 Minute
0	5784.9545	5784.9538	5784.9533	5784.9523
10	5784.9544	5784.9541	5784.9538	5784.9537
20	5784.9529	5784.9524	5784.9520	5784.9511
30	5784.9518	5784.9511	5784.9504	5784.9498
40	5784.9517	5784.9511	5784.9505	5784.9504
50	5784.9498	5784.9492	5784.9482	5784.9480
Max. Deviation (MHz)	**0.0502**	**0.0508**	**0.0518**	**0.0520**
Max. Deviation (ppm)	**8.68**	**8.78**	**8.95**	**8.99**
Result	Pass			

Mode: 40 MHz / Ant. 2

Voltage vs. Frequency Stability

Voltage	Measurement Frequency (MHz)			
(V)	5190 MHz			
	0 Minute	2 Minute	5 Minute	10 Minute
126.50	5189.9530	5189.9529	5189.9526	5189.9524
110.00	5189.9529	5189.9525	5189.9518	5189.9516
93.50	5189.9522	5189.9517	5189.9516	5189.9513
Max. Deviation (MHz)	**0.0478**	**0.0483**	**0.0484**	**0.0487**
Max. Deviation (ppm)	**9.21**	**9.31**	**9.33**	**9.38**
Result	Pass			

Temperature vs. Frequency Stability

Temperature	Measurement Frequency (MHz)			
(℃)	5190 MHz			
	0 Minute	2 Minute	5 Minute	10 Minute
0	5189.9566	5189.9561	5189.9559	5189.9553
10	5189.9548	5189.9544	5189.9539	5189.9538
20	5189.9529	5189.9527	5189.9519	5189.9510
30	5189.9518	5189.9514	5189.9513	5189.9512
40	5189.9500	5189.9498	5189.9494	5189.9487
50	5189.9524	5189.9519	5189.9511	5189.9502
Max. Deviation (MHz)	**0.0500**	**0.0502**	**0.0506**	**0.0513**
Max. Deviation (ppm)	**9.63**	**9.67**	**9.75**	**9.88**
Result	Pass			

Voltage vs. Frequency Stability

Voltage	Measurement Frequency (MHz)			
(V)	5310 MHz			
	0 Minute	2 Minute	5 Minute	10 Minute
126.50	5309.9532	5309.9524	5309.9518	5309.9517
110.00	5309.9529	5309.9521	5309.9519	5309.9511
93.50	5309.9527	5309.9522	5309.9513	5309.9511
Max. Deviation (MHz)	**0.0473**	**0.0479**	**0.0487**	**0.0489**
Max. Deviation (ppm)	**8.91**	**9.02**	**9.17**	**9.21**
Result	Pass			

Temperature vs. Frequency Stability

Temperature	Measurement Frequency (MHz)			
(℃)	5310 MHz			
	0 Minute	2 Minute	5 Minute	10 Minute
0	5309.9550	5309.9549	5309.9544	5309.9542
10	5309.9531	5309.9522	5309.9520	5309.9513
20	5309.9529	5309.9519	5309.9511	5309.9507
30	5309.9518	5309.9516	5309.9509	5309.9505
40	5309.9512	5309.9504	5309.9503	5309.9499
50	5309.9528	5309.9525	5309.9518	5309.9515
Max. Deviation (MHz)	**0.0488**	**0.0496**	**0.0497**	**0.0501**
Max. Deviation (ppm)	**9.19**	**9.34**	**9.36**	**9.44**
Result	Pass			

Voltage vs. Frequency Stability

Voltage	Measurement Frequency (MHz)			
(V)	5550 MHz			
	0 Minute	2 Minute	5 Minute	10 Minute
126.50	5549.9538	5549.9535	5549.9531	5549.9530
110.00	5549.9529	5549.9520	5549.9511	5549.9504
93.50	5549.9527	5549.9526	5549.9516	5549.9513
Max. Deviation (MHz)	**0.0473**	**0.0480**	**0.0489**	**0.0496**
Max. Deviation (ppm)	**8.52**	**8.65**	**8.81**	**8.94**
Result	Pass			

Temperature vs. Frequency Stability

Temperature	Measurement Frequency (MHz)			
(℃)	5550 MHz			
	0 Minute	2 Minute	5 Minute	10 Minute
0	5549.9557	5549.9554	5549.9552	5549.9548
10	5549.9549	5549.9542	5549.9532	5549.9529
20	5549.9529	5549.9522	5549.9520	5549.9512
30	5549.9518	5549.9510	5549.9508	5549.9504
40	5549.9510	5549.9500	5549.9493	5549.9483
50	5549.9521	5549.9513	5549.9506	5549.9502
Max. Deviation (MHz)	**0.0490**	**0.0500**	**0.0507**	**0.0517**
Max. Deviation (ppm)	**8.83**	**9.01**	**9.14**	**9.32**
Result	Pass			

Voltage vs. Frequency Stability

Voltage	Measurement Frequency (MHz)			
(V)	5755 MHz			
	0 Minute	2 Minute	5 Minute	10 Minute
126.50	5754.9538	5754.9530	5754.9527	5754.9517
110.00	5754.9529	5754.9520	5754.9511	5754.9502
93.50	5754.9519	5754.9514	5754.9508	5754.9506
Max. Deviation (MHz)	**0.0481**	**0.0486**	**0.0492**	**0.0498**
Max. Deviation (ppm)	**8.36**	**8.44**	**8.55**	**8.65**
Result	Pass			

Temperature vs. Frequency Stability

Temperature	Measurement Frequency (MHz)			
(℃)	5755 MHz			
	0 Minute	2 Minute	5 Minute	10 Minute
0	5754.9561	5754.9557	5754.9551	5754.9541
10	5754.9543	5754.9534	5754.9533	5754.9531
20	5754.9529	5754.9524	5754.9522	5754.9516
30	5754.9518	5754.9511	5754.9503	5754.9493
40	5754.9510	5754.9501	5754.9493	5754.9484
50	5754.9512	5754.9504	5754.9495	5754.9486
Max. Deviation (MHz)	**0.0490**	**0.0499**	**0.0507**	**0.0516**
Max. Deviation (ppm)	**8.51**	**8.67**	**8.81**	**8.97**
Result	Pass			