PCTEL Heavy-Duty Omnidirectional Base Station Platform

The BOA omnidirectional base station antenna design utilizes a linear array, encapsulated in a heavy-duty fiberglass radome with a thick-walled mounting base for reliable, long term use. This rugged design withstands harsh environments, making the antennas ideal for Industrial Wireless and Military applications. The antennas in this series are DC grounded for ESD protection of radio components.

BOA24006NF

BOA24004NF

Features

- UV-stable, black fiberglass radome (0.625" diameter)
- Black chrome plated mounting base
- DC grounded design
- Fully sealed IP67 design
- Type N Male or Female connector options
- Wind rated 125 mph
- Temperature -40°C to +85°C

STANDARD CONFIGURATION

Model	Connector	Mount
BOA24004NF	N Female	BAM1009 or BAM1011-HCA mast mounts sold separately (all models)
BOA24006NF	N Female	
BOA24006NM	N Male	
BOA24008NF	N Female	
BOA24008NM	N Male	
BOA24008DT12NF	N Female	
BOA24008DT12NM	N Male	
BOA24008DT7NF	N Female	
BOA24008DT7NM	N Male	
BOA24010NF	N Female	
BOA51004NF	N Female	
BOA51004NM	N Male	
BOA58006NF	N Female	
BOA58006NM	N Male	
BOA58010NF	N Female	
BOA58010NM	N Male	

ELECTRICAL SPECIFICATIONS - RF ANTENNA

Model	Frequency Range	Nominal Gain	VSWR	Elevation Half Power Beamwidth	Maximum Power	Nominal Impedance
BOA24004NF	2.4-2.5 GHz	4 dBi	< 1.5:1	42°	40 watts	50 ohms
BOA24006NF	2.4-2.5 GHz	6 dBi	< 1.5:1	28°	40 watts	50 ohms
BOA24006NM	2.4-2.5 GHz	6 dBi	< 1.5:1	28°	40 watts	50 ohms
BOA24008NF	2.4-2.5 GHz	8 dBi	< 1.5:1	15°	40 watts	50 ohms
BOA24008NM	2.4-2.5 GHz	8 dBi	< 1.5:1	15°	40 watts	50 ohms
BOA24008DT12NF	2.4-2.5 GHz	8 dBi	< 1.5:1	15°	40 watts	50 ohms
BOA24008DT12NM	2.4-2.5 GHz	8 dBi	< 1.5:1	15°	40 watts	50 ohms
BOA24008DT7NF	2.4-2.5 GHz	8 dBi	< 1.5:1	15°	40 watts	50 ohms
BOA24008DT7NM	2.4-2.5 GHz	8 dBi	< 1.5:1	15°	40 watts	50 ohms
BOA24010NF	2.4-2.5 GHz	10 dBi	< 1.5:1	9°	40 watts	50 ohms
BOA51004NF	5.1-5.9 GHZ	4 dBi	< 1.5:1	42°	20 watts	50 ohms
BOA51004NM	5.1-5.9 GHZ	4 dBi	< 1.5:1	42°	20 watts	50 ohms
BOA58006NF	5.7-5.8 GHZ	6 dBi	< 1.5:1	28°	20 watts	50 ohms
BOA58006NM	5.7-5.8 GHZ	6 dBi	< 1.5:1	28°	20 watts	50 ohms
BOA58010NF	5.7-5.8 GHZ	10 dBi	< 1.5:1	10°	20 watts	50 ohms
BOA58010NM	5.7-5.8 GHZ	10 dBi	< 1.5:1	10°	20 watts	50 ohms

PCTEL Heavy-Duty Omnidirectional Base Station Platform

MECHANICAL & ENVIRONMENTAL SPECIFICATIONS

Model	Dimensions	Weight	Housing Material
BOA24004NF	.825 OD x 10.1 L in (2.09 x 25.65 cm)	0.33 lbs (151 gram)	Black UV-Stable Pultruded Fiberglass (0.625" diameter)
BOA24006NF	.825 OD x 15.0 L in (2.09 x 38.1 cm)	0.38 lbs (176 gram)	Black UV-Stable Pultruded Fiberglass (0.625" diameter)
BOA24006NM	.825 OD x 14.8 L in (2.09 x 37.5 cm)	0.30 lbs (134 gram)	Black UV-Stable Pultruded Fiberglass (0.625" diameter)
BOA24008NF	.825 OD x 19.4 L in (2.09 x 49.3 cm)	0.45 lbs (203 gram)	Black UV-Stable Pultruded Fiberglass (0.625" diameter)
BOA24008NM	.825 OD x 19.1 L in (2.09 x 48.5 cm)	0.35 lbs (161 gram)	Black UV-Stable Pultruded Fiberglass (0.625" diameter)
BOA24008DT12NF	.825 OD x 25.4 L in (2.09 x 64.5 cm)	0.52 lbs (235 gram)	Black UV-Stable Pultruded Fiberglass (0.625" diameter)
BOA24008DT12NM	.825 OD x 25 L in (2.09 x 63.5 cm)	0.40 lbs (182 gram)	Black UV-Stable Pultruded Fiberglass (0.625" diameter)
BOA24008DT7NF	.825 OD x 25.4 L in (2.09 x 64.5 cm)	0.52 lbs (235 gram)	Black UV-Stable Pultruded Fiberglass (0.625" diameter)
BOA24008DT7NM	.825 OD x 25 L in (2.09 x 63.5 cm)	0.42 lbs (192 gram)	Black UV-Stable Pultruded Fiberglass (0.625" diameter)
BOA24010NF	.825 OD x 25.3 L in (2.09 x 64.4 cm)	0.52 lbs (235 gram)	Black UV-Stable Pultruded Fiberglass (0.625" diameter)
BOA51004NF	.825 OD x 5.5 L in (2.09 x 13.9 cm)	0.27 lbs (124 gram)	Black UV-Stable Pultruded Fiberglass (0.625" diameter)
BOA51004NM	.825 OD x 5.3 L in (2.09 x 13.5 cm)	0.18 lbs (82 gram)	Black UV-Stable Pultruded Fiberglass (0.625" diameter)
BOA58006NF	.825 OD x 7.29 in (2.09 x 18.5 cm)	0.30 lbs (134 gram)	Black UV-Stable Pultruded Fiberglass (0.625" diameter)
BOA58006NM	.825 OD x 7.03 L in (2.09 x 17.8 cm)	0.30 lbs (134 gram)	Black UV-Stable Pultruded Fiberglass (0.625" diameter)
BOA58010NF	.825 OD x 17.9 L in (2.09 x 45.5 cm)	0.43 lbs (194 gram)	Black UV-Stable Pultruded Fiberglass (0.625" diameter)
BOA58010NM	.825 OD x 17.6 L in (2.09 x 19.3 cm)	0.33 lbs (152 gram)	Black UV-Stable Pultruded Fiberglass (0.625" diameter)

MECHANICAL & ENVIRONMENTAL SPECIFICATIONS, continued

Model	Bending Moment at Rated Wind	Lateral Thrust at Rated Wind	Equivalent Flat Plate Area
BOA24004NF	0.97 lbf-ft	2.31 lbf	0.03 ft^2
BOA24006NF	2.13 lbf-ft	3.41 lbf	0.04 ft^2
BOA24006NM	2.07 lbf-ft	3.36 lbf	0.04 ft^2
BOA24008NF	4.24 lbf-ft	5.25 lbf	0.05 ft^2
BOA24008NM	4.14 lbf-ft	5.19 lbf	0.05 ft^2
BOA24008DT12NF	7.16 lbf-ft	6.81 lbf	0.07 ft^2
BOA24008DT12NM	7.04 lbf-ft	6.74 lbf	0.07 ft^2
BOA24008DT7NF	7.16 lbf-ft	6.81 lbf	0.07 ft^2
BOA24008DT7NM	7.04 lbf-ft	6.74 lbf	0.07 ft^2
BOA24010NF	7.16 lbf-ft	6.81 lbf	0.07 ft^2
BOA51004NF	0.30 lbf-ft	1.31 lbf	0.02 ft^2
BOA51004NM	0.27 lbf-ft	1.25 lbf	0.02 ft^2
BOA58006NF	0.51 lbf-ft	1.70 lbf	0.02 ft^2
BOA58006NM	0.48 lbf-ft	1.64 lbf	0.02 ft^2
BOA58010NF	3.57 lbf-ft	4.83 lbf	0.05 ft^2
BOA58010NM	3.48 lbf-ft	4.76 lbf	0.05 ft^2

PCTEL Dual-Band High Performance Omnidirectional Antenna

The MHODB24490507-IP high performance omnidirectional antenna is designed to cover frequencies from 2.4-2.5 GHz and 4.94-5.925 GHz for broadband access applications. With its integral N Female and N Male connector options at the base, this antenna can be directly mounted on the radio equipment.

Features

- Slender, rugged housing (1.25" OD)
- Innovative sealed version for harsh environments
- White UV-resistant radome; protects the antenna elements from environmental factors

MHODB24490507NF-IP

BAM1009 mount

STANDARD CONFIGURATION

Model	Connector	Mount
MHODB24490507NF-IP	N Female bulkhead	BAM-1009 base station aluminum mount kit for masts up to 2.4 inches in diameter sold separately. (For N male antennas, purchase mating N female bulkhead cable assembly separately)
MHODB24490507NM-IP	N Male	

ELECTRICAL SPECIFICATIONS - RF ANTENNA (ALL MODELS)

Frequency Range	Gain	VSWR	Azimuth Half Power Beamwidth	Elevation Half Power Beamwidth	Average Power	Nominal Impedance	Polarization
2.4-2.5 GHz / 4.94-5.925 GHz	5 dBi / 7 dBi	< 2.0	360°	25° / 15°	25 watts	50 ohms	Vertical, linear

MECHANICAL & ENVIRONMENTAL SPECIFICATIONS (ALL MODELS)

Dimensions	Weight	Housing Material	Rated Wind	Temperature Range	Ingress Protection
1.25 OD x 11 H in (3.17 x 27.9 cm)	0.3 lbs (.14 kg)	White UV-Stable ASA	125 mph	-40°C to +85°C	IP67

MPAMB Series Portable Omnidirectional Antennas

PCTEL's MPAMB portable antennas are designed for indoor wireless applications requiring multiple band coverage. Each rugged antenna features a compact "blade" style design and 0-90° articulating knuckle.

MPAMB Series

Features

- Multi-band performance
- Ground plane independent design provides added installation flexibility
- Rugged polycarbonate housing provides added durability for use in demanding wireless environments
- Articulating knuckle provides 0°-90° pivot and 180° swivel movement allowing vertical orientation of the antenna, regardless of the orientation or position of the wireless device (unless otherwise specified)

STANDARD CONFIGURATION

Model	Connector	Mount
MPAMB24495804	Reverse Polarity TNC Male	Direct Access Point Mount (all models)
MPAMB24495804-RPSMA	Reverse Polarity SMA Male	
MPAMB700MSMA	SMA Male	
MPAMB700MTNC	TNC Male	

ELECTRICAL SPECIFICATIONS - RF ANTENNA

Model	Frequency Range	Gain	VSWR	Average Power	Nominal Impedance	Polarization
MPAMB24495804	2.4-2.5 GHz / 4.94 - 5.85 GHz	2.14 dBi/4 dBi	< 2.5:1	10 watts	50 Ohms	Vertical, linear
MPAMB24495804-RPSMA	2.4-2.5 GHz / 4.94 - 5.85 GHz	2.14 dBi/4 dBi	< 2.5:1	10 watts	50 Ohms	Vertical, linear
MPAMB700MSMA	698-960 MHz / 1.71-2.70 GHz	2 dBi (average)	< 2.5:1	10 watts	50 Ohms	Vertical, linear
MPAMB700MTNC	698-960 MHz / 1.71-2.70 GHz	2 dBi (average)	< 2.5:1	10 watts	50 Ohms	Vertical, linear

MECHANICAL & ENVIRONMENTAL SPECIFICATIONS (ALL MODELS)

Model	Dimensions	Housing Material	Temperature Range
MPAMB24495804	height: 6 in (15.2 cm)	ABS (UV-stabilized)	-40°C to +75°C
MPAMB24495804-RPSMA	height: 6 in (15.2 cm)	ABS (UV-stabilized)	-40°C to +75°C
MPAMB700MSMA	height: 8.3 in (21.1 cm)	ABS (UV-stabilized)	-40°C to +75°C
MPAMB700MTNC	height: 8.3 in (21.1 cm)	ABS (UV-stabilized)	-40°C to +75°C

DRAFT VERSION

PRELIMINARY DATASHEET

WI-FI ANTENNAS

5 GHz Horizontally Polarized Monopole Antenna for 5 GHz Wi-Fi

Wi-Fi Antennas

AEMH51PT155UFL

Description

Single-band, horizontally polarized monopole antenna that covers the whole 5 GHz Wi-Fi band.

Technologies

- Wi-Fi

Features

- Small size and low profile; easy to integrate into any product
- Simple to deploy using plastic screws and spacers
- High performance in a variety of deployments and operates well pointing either up or down
- Stays in tune on almost any ground plane and in close proximity to plastics and other materials
- Approved for use with the PCTEL RM-Wi-Fi-AC-2X2-HP 5 GHz radio module

PCTEL

5 GHz Horizontally Polarized Monopole Antenna for 5 GHz Wi-Fi

Wi-Fi Antennas

The PCTEL AEMH51PT155UFL antenna is a single-band, horizontally polarized monopole antenna that covers the whole 5 GHz Wi-Fi band. The antenna is simple to deploy with just a couple of plastic screws and spacers and with its small size and low profile, its easy to integrate into any product. This antenna provides high performance in a variety of deployments and operates well pointing either up or down. The AEMH51PT155UFL stays in tune on almost any ground plane and in close proximity to plastics and other materials. This antenna is approved for use with the PCTEL RM-WIFI-AC-2X2-HP 5 GHz radio module.

Features

- Small size and low profile making it easy to integrate into any product
- Simple to deploy with just a couple of plastic screws and spacers
- High performance in a variety of deployments and operates well pointing either up or down
- Stays in tune on almost any ground plane and in close proximity to plastics and other materials
- Approved for use with the PCTEL RM-WIFI-AC-2X2-HP 5 GHz radio module

SPECIFICATIONS

5 GHz Horizontally Polarized Monopole Antenna for 5 GHz Wi-Fi

Wi-Fi Antennas

Specifications

Antenna Type	Horizontally Polarized Monopole
Frequency Range	5150 - 5850 MHz
VSWR	< 2:1
Peak Gain	4.3 dBi
Antenna Dimensions	33 mm (1.26") Dia, 0.76 mm (0.03") Thick
Recommended Radome Separation	8 mm (0.31")
Fastening Method	Included #4-40 pan head nylon screws & 1/4" spacers. Fastens to metal ground plane (1/4" above ground).
Material	FR-4 (UL-94 V0)
Cable	Micro-coax, 6"
Connector	U.FL style plug
Operating Temperature Range	-40ºC to +85ºC

All performance parameters measured with the antenna mounted to a 4" x 4" ground plane.

5 GHz Horizontally Polarized Monopole Antenna for 5 GHz Wi-Fi

Wi-Fi Antennas

Elevation Plane Pattern – AEMH51PT155UFL

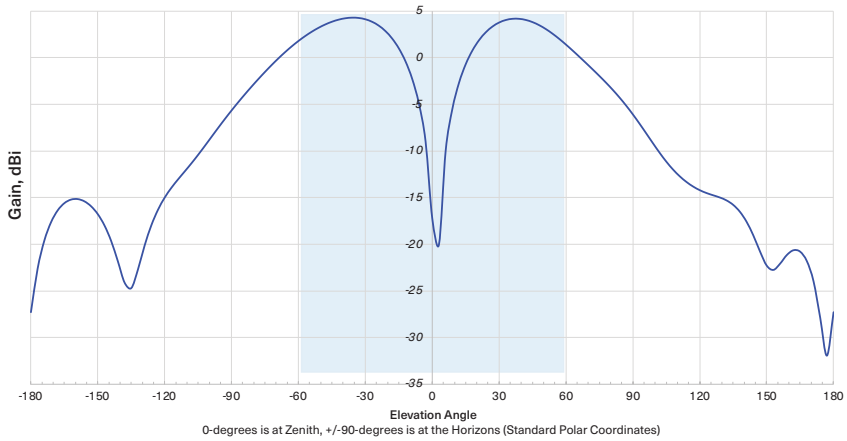

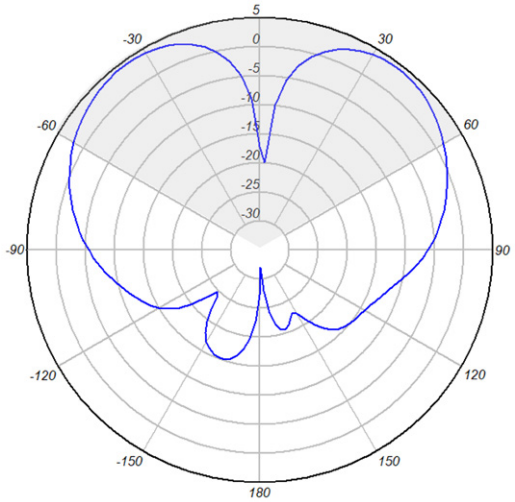

Azimuth Plane Pattern – AEMH51PT155UFL

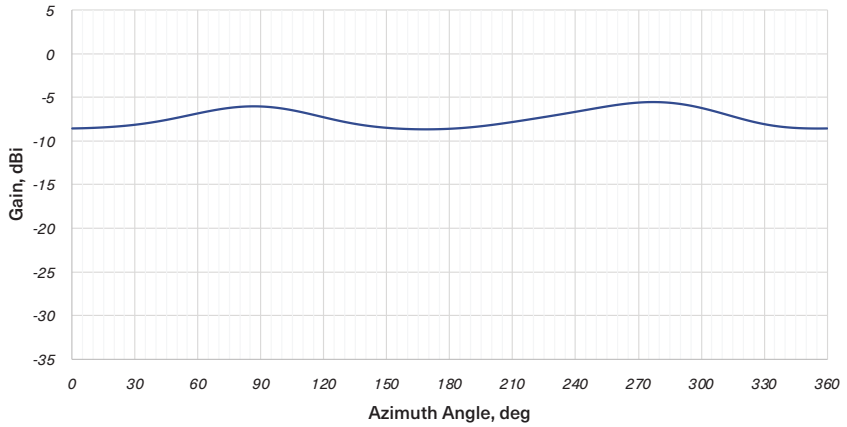

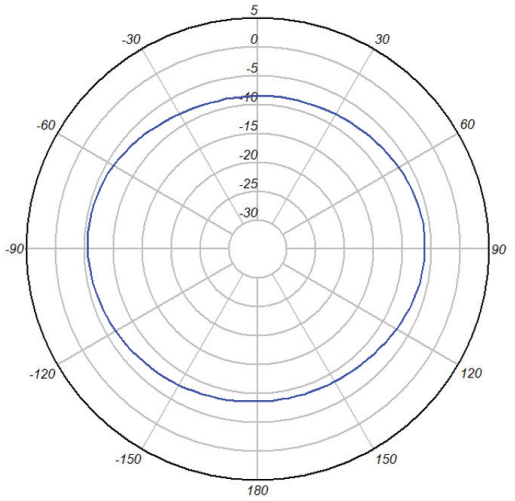

MECHANICAL DRAWING

5 GHz Horizontally Polarized Monopole Antenna for 5 GHz Wi-Fi

Wi-Fi Antennas

Mechanical Drawing

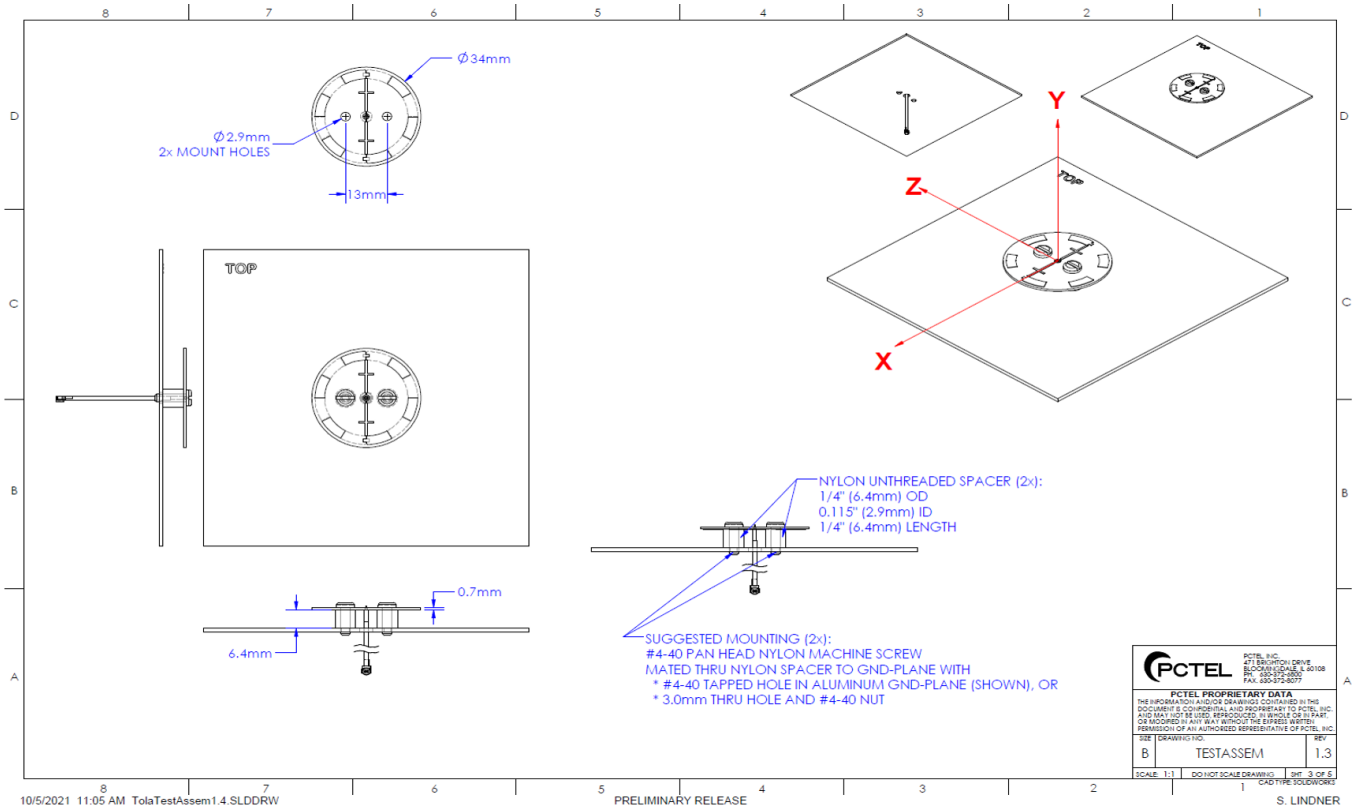

CONTACT US

For more information about this product contact us

> pctel.com/contact

Solving Complex Wireless Challenges

PCTEL is a leading global provider of wireless technology, including purpose-built Industrial IoT devices, antenna systems, and test and measurement solutions. Trusted by our customers for over 25 years, we solve complex wireless challenges to help organizations stay connected, transform, and grow.

PCTEL, Inc.

T: +1 630 372 6800 | pctel.com

Specifications subject to change without notice. ©2021 PCTEL, Inc. All rights reserved. (December 2021)

DRAFT VERSION

PRELIMINARY DATASHEET

WI-FI ANTENNAS

Dual-Band Wi-Fi Inverted-F Antenna for 2.4/5 GHz Wi-Fi

Wi-Fi Antennas

AEPV2451PT155UFL



Description

Dual-band Wi-Fi "inverted-F" antenna that covers both the 2.4 GHz and 5 GHz Wi-Fi bands

Technologies

- Wi-Fi

Features

- Easy to deploy – antenna mounts directly to a metal ground plane with two screws or rivets
- Small and low-profile – it can be integrated into small spaces
- Radiation properties consistent over a wide range of ground plane sizes and can be deployed close to other obstructions
- Approved for use with the PCTEL RM-WIFI-AC-2X2-HP 5 GHz radio module

PCTEL



Dual-Band Wi-Fi Inverted-F Antenna for 2.4/5 GHz Wi-Fi

Wi-Fi Antennas

The AEPV2451PT155UFL antenna is a dual-band Wi-Fi “inverted-F” antenna that covers both the 2.4 GHz and 5 GHz Wi-Fi bands. The antenna mounts directly to a metal ground plane with two screws or rivets so it is easy to deploy. It is small and low-profile so that it can be integrated into small spaces. The radiation properties of the AEPV2451PT155UFL are consistent over a wide range of ground plane sizes and the antenna can be deployed close to other obstructions. This antenna is approved for use with the PCTEL RM-WIFI-AC-2X2-HP 5 GHz radio module.

Features

- Easy to deploy – the antenna mounts directly to a metal ground plane with two screws or rivets
- Small and low-profile – it can be integrated into small spaces
- Radiation properties consistent over a wide range of ground plane sizes and the antenna can be deployed close to other obstructions
- Approved for use with the PCTEL RM-WIFI-AC-2X2-HP 5 GHz radio module

SPECIFICATIONS

Dual-Band Wi-Fi Inverted-F Antenna for 2.4/5 GHz Wi-Fi

Wi-Fi Antennas

Specifications

	2.4 GHz Band	5 GHz Band
Antenna Type	Inverted-F (metal)	
Frequency Range	2400 - 2500 MHz	5150 - 5850 MHz
VSWR	< 2:1	< 2:1
Peak Gain	3.4 dBi	4.8 dBi
Antenna Dimensions	33.2 mm x 25 mm x 8.2 mm (1.31" x 1" x 0.32")	
Recommended Radome Separation	> 6 mm	
Fastening Method	#3-48 pan head machine screws or rivets	
Cable	Micro-coax, 6"	
Connector	U.FL style plug	
Operating Temperature Range	-40ºC to +85ºC	

All performance parameters measured with the antenna mounted to a 4" x 4" ground plane.

Dual-Band Wi-Fi Inverted-F Antenna for 2.4/5 GHz Wi-Fi

Wi-Fi Antennas

Elevation Plane Pattern – AEPV2451PT155UFL

2.4 GHz Band

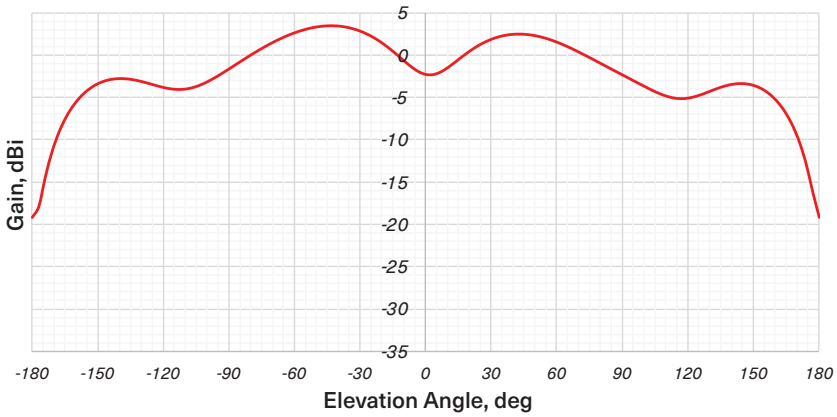

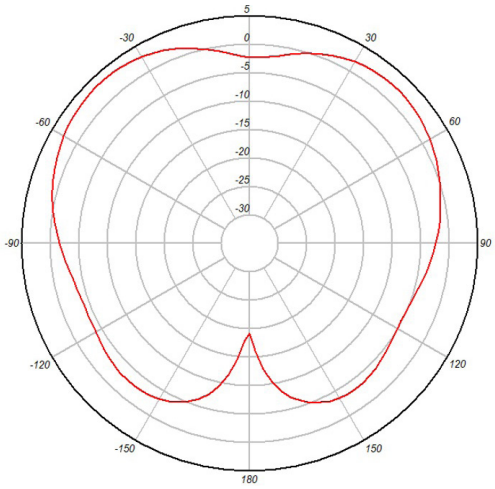

Azimuth Plane Pattern – AEPV2451PT155UFL

2.4 GHz Band

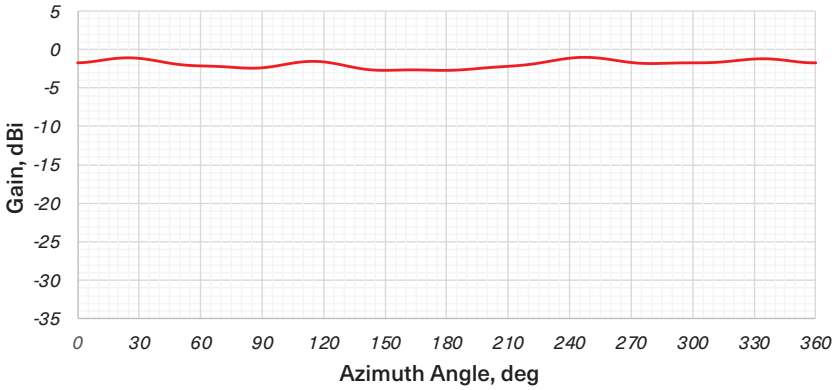

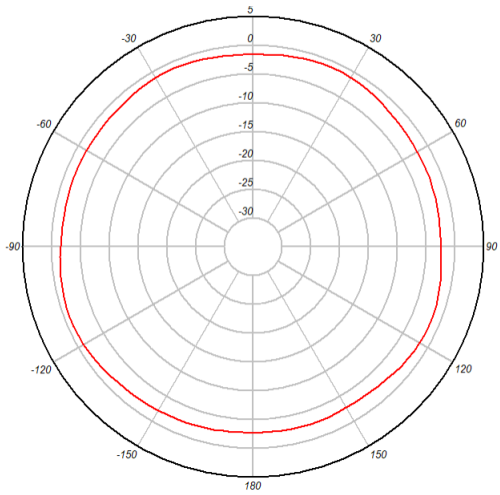

Dual-Band Wi-Fi Inverted-F Antenna for 2.4/5 GHz Wi-Fi

Wi-Fi Antennas

Elevation Plane Pattern – AEPV2451PT155UFL

5 GHz Band

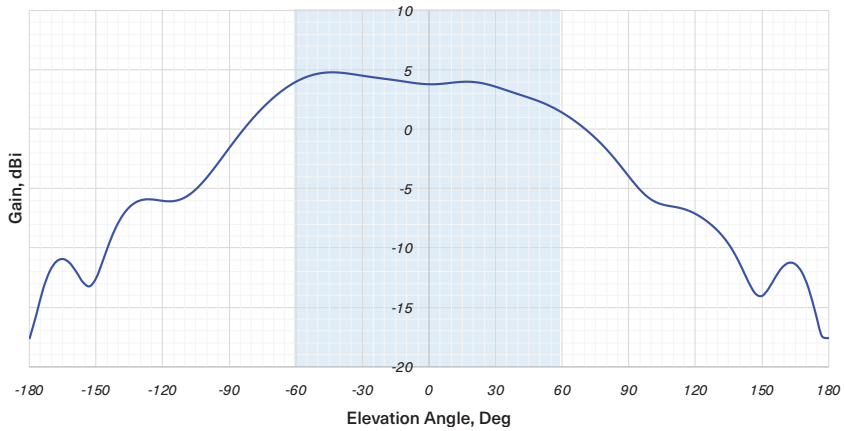

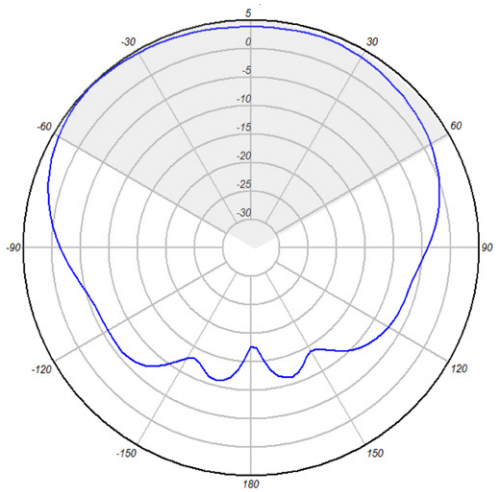

Azimuth Plane Pattern – AEPV2451PT155UFL

5 GHz Band

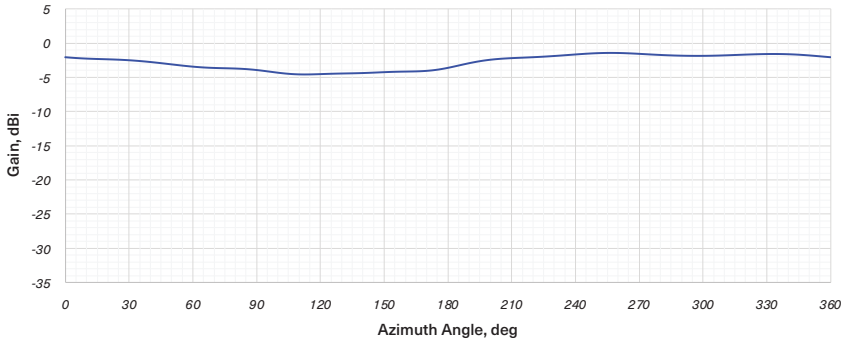

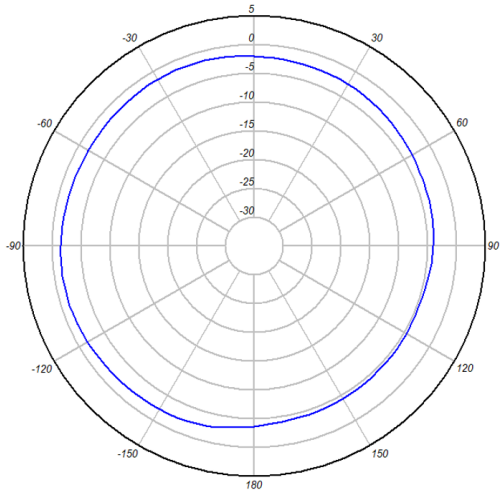

MECHANICAL DRAWING

Dual-Band Wi-Fi Inverted-F Antenna for 2.4/5 GHz Wi-Fi

Wi-Fi Antennas

Mechanical Drawing

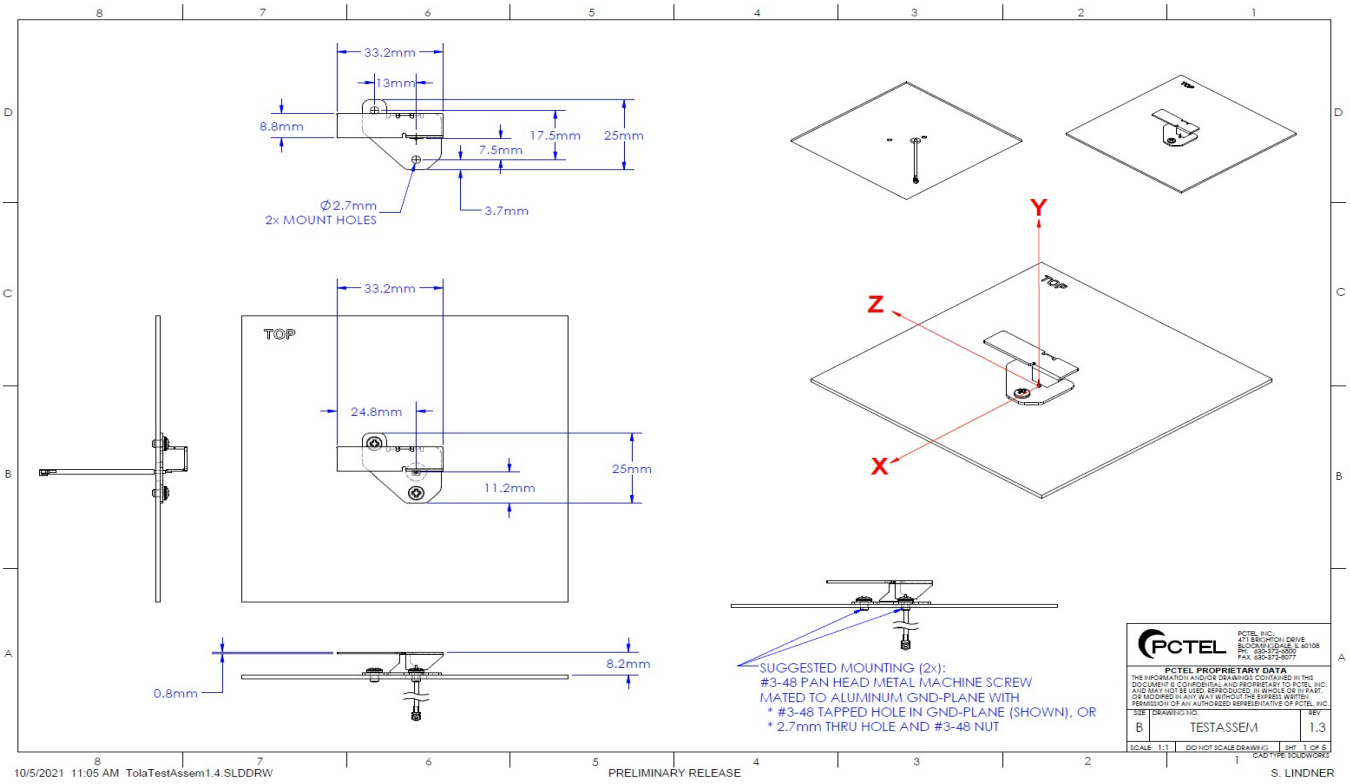

CONTACT US

For more information about this product contact us

> pctel.com/contact

Solving Complex Wireless Challenges

PCTEL is a leading global provider of wireless technology, including purpose-built Industrial IoT devices, antenna systems, and test and measurement solutions. Trusted by our customers for over 25 years, we solve complex wireless challenges to help organizations stay connected, transform, and grow.

PCTEL, Inc.

T: +1 630 372 6800 | pctel.com

Specifications subject to change without notice. ©2021 PCTEL, Inc. All rights reserved. (December 2021)

DRAFT VERSION

PRELIMINARY DATASHEET

WI-FI ANTENNAS

Dual-Band Wi-Fi Monopole Antenna for 2.4/5 GHz Wi-Fi

Wi-Fi Antennas

AEMV2451PT155UFL



Description

Dual-band Wi-Fi monopole antenna that covers both the 2.4 GHz and 5 GHz Wi-Fi bands.

Technologies

- Wi-Fi

Features

- Easy to deploy – antenna mounts directly to a metal ground plane with two screws or rivets
- Comes with a connected micro-coax cable is attached to the antenna from directly below the feed point
- Small and low-profile making it easy to integrate into small spaces
- Tolerant of obstructions in close proximity
- Approved for use with the PCTEL RM-WiFi-AC-2X2-HP 5 GHz radio module

PCTEL



Dual-Band Wi-Fi Monopole Antenna for 2.4/5 GHz Wi-Fi

Wi-Fi Antennas

The AEMV2451PT155UFL antenna is a dual-band Wi-Fi monopole antenna that covers both the 2.4 GHz and 5 GHz Wi-Fi bands. The antenna mounts directly to a metal ground plane with two screws or rivets, so it is easy to deploy. The attached micro-coax cable is attached to the antenna from directly below the feed point. The antenna is small and low-profile making it easy to integrate into small spaces. The antenna is tolerant of obstructions in close proximity. The AEMV2451PT155UFL is approved for use with the PCTEL RM-WiFi-AC-2X2-HP 5 GHz radio module.

Features

- Easy to deploy – antenna mounts directly to a metal ground plane with two screws or rivets
- Comes with a connected micro-coax cable is attached to the antenna from directly below the feed point
- Small and low-profile making it easy to integrate into small spaces
- Tolerant of obstructions in close proximity
- Approved for use with the PCTEL RM-WiFi-AC-2X2-HP 5 GHz radio module

SPECIFICATIONS

Dual-Band Wi-Fi Monopole Antenna for 2.4/5 GHz Wi-Fi

Wi-Fi Antennas

Specifications

	2.4 GHz Band	5 GHz Band
Antenna Type	Dual-band Monopole	
Frequency Range	2400 - 2500 MHz	5150 - 7125 MHz
VSWR	< 2:1	< 2:1
Peak Gain	2.6 dBi	2.4 dBi
Dimensions	34 mm x 14 mm x 9 mm (1.34" x 0.55" x 0.35")	
Recommended Radome Separation	> 1.5 mm	
Fastening Method	#3-48 pan head machine screws or rivets to metal ground plane	
Cable	Micro-coax, 6"	
Connector	U.FL style	
Operating Temperature Range	-40ºC to +85ºC	

All performance parameters measured with the antenna mounted to a 4" x 4" ground plane.

Dual-Band Wi-Fi Monopole Antenna for 2.4/5 GHz Wi-Fi

Wi-Fi Antennas

Elevation Plane Pattern – AEMV2451PT155UFL

2.4 GHz Band

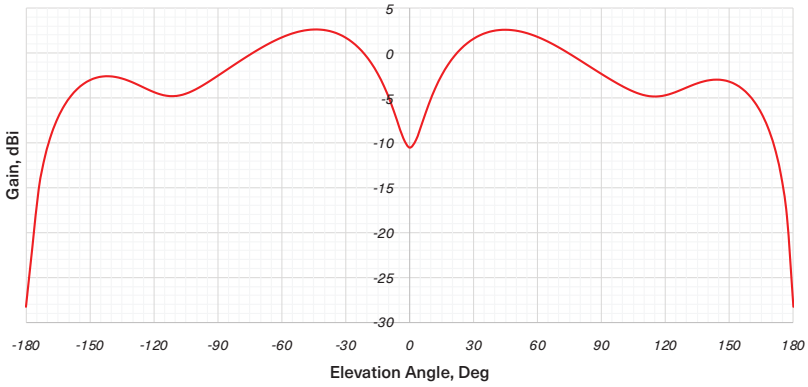

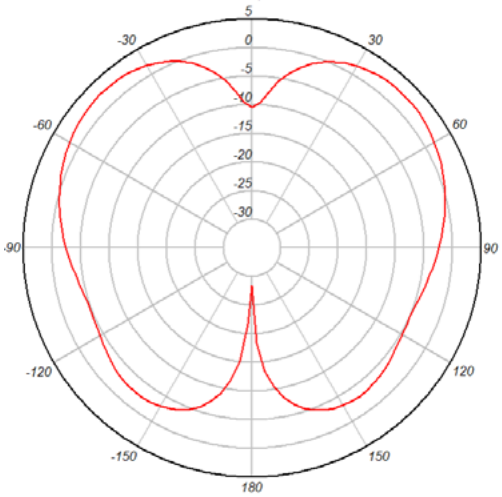

Azimuth Plane Pattern – AEMV2451PT155UFL

2.4 GHz Band

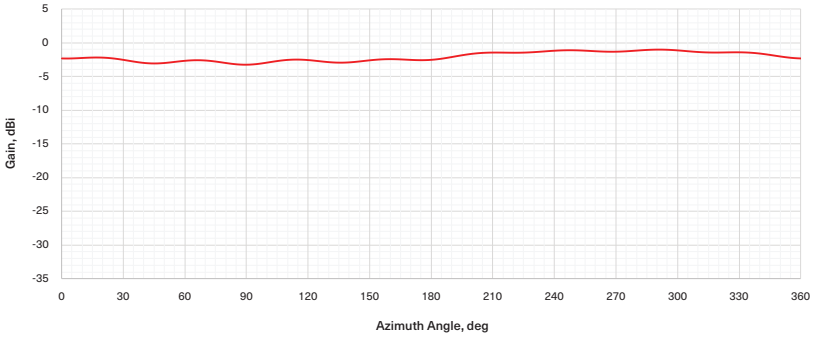

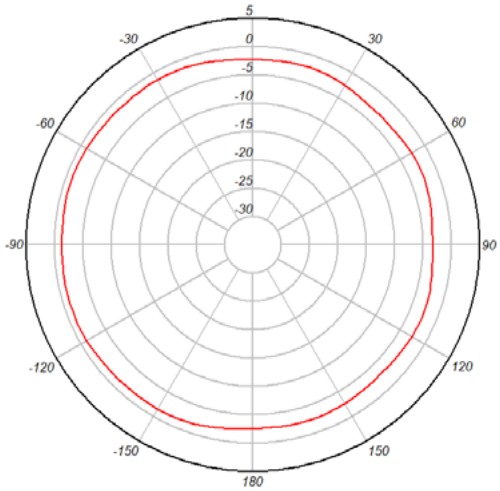

Dual-Band Wi-Fi Monopole Antenna for 2.4/5 GHz Wi-Fi

Wi-Fi Antennas

Elevation Plane Pattern – AEMV2451PT155UFL

5 GHz Band

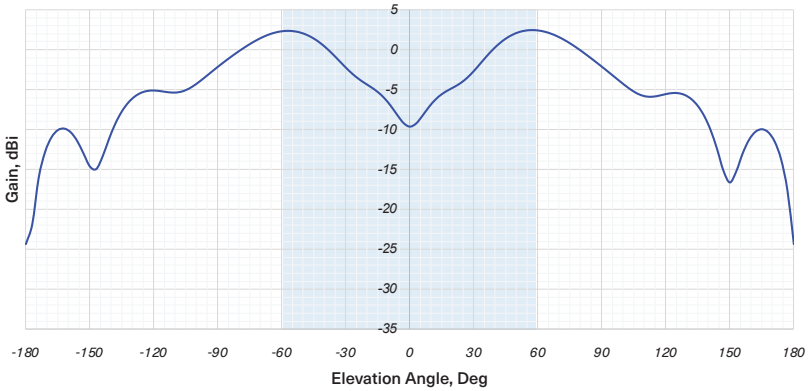

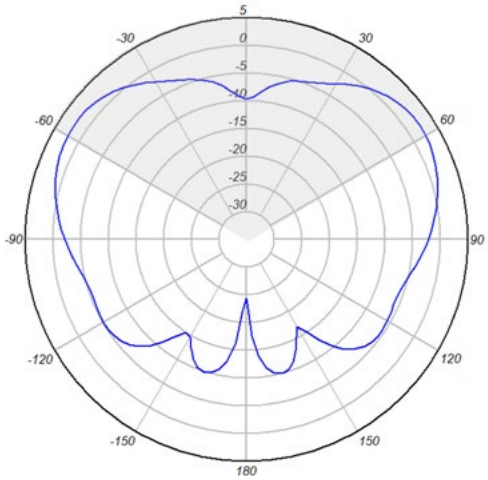

Azimuth Plane Pattern – AEMV2451PT155UFL

5 GHz Band

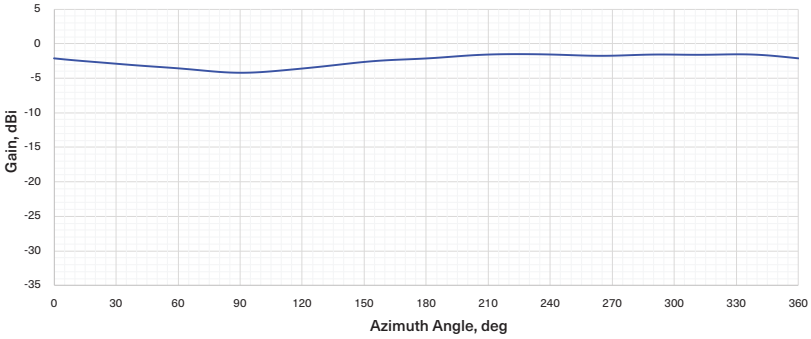

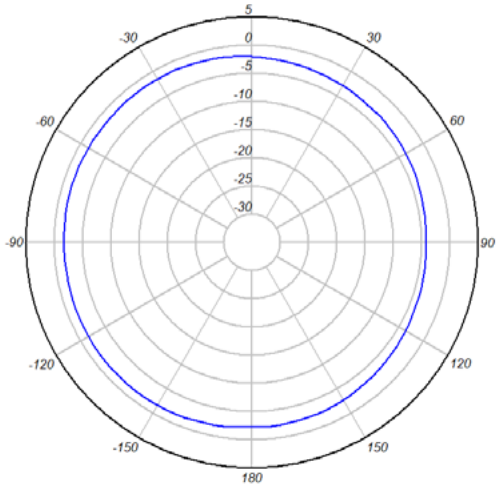

MECHANICAL DRAWING

Dual-Band Wi-Fi Monopole Antenna for 2.4/5 GHz Wi-Fi

Wi-Fi Antennas

Mechanical Drawing

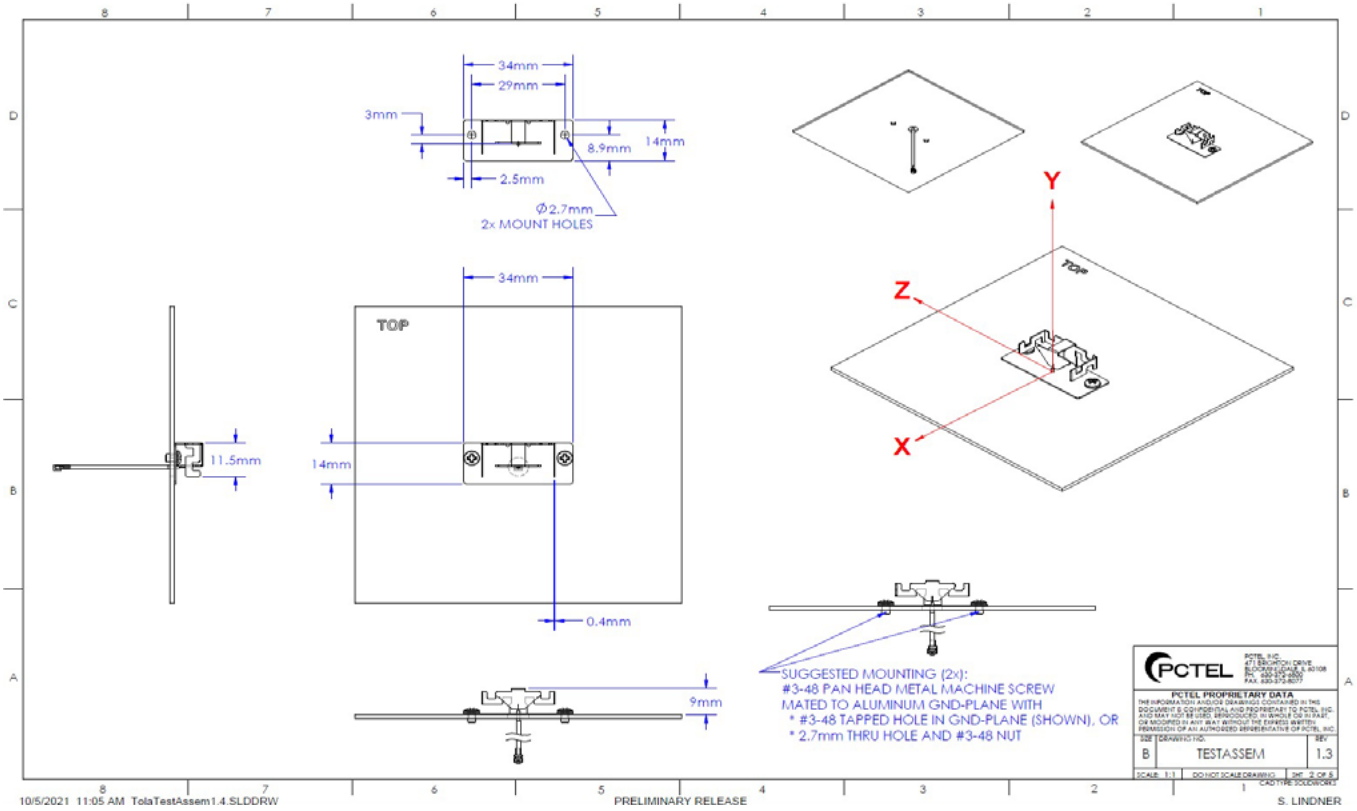

CONTACT US

For more information about this product contact us

> pctel.com/contact

Solving Complex Wireless Challenges

PCTEL is a leading global provider of wireless technology, including purpose-built Industrial IoT devices, antenna systems, and test and measurement solutions. Trusted by our customers for over 25 years, we solve complex wireless challenges to help organizations stay connected, transform, and grow.

PCTEL, Inc.

T: +1 630 372 6800 | pctel.com

Specifications subject to change without notice. ©2021 PCTEL, Inc. All rights reserved. (December 2021)

DRAFT VERSION

PRELIMINARY DATASHEET

WI-FI ANTENNAS

Dual-Band Wi-Fi Dipole Antenna for 2.4/5 GHz Wi-Fi

Wi-Fi Antennas

AED2451PT155UFL



Description

Dual-band dipole antenna designed to cover both the 2.4 GHz and the 5 GHz Wi-Fi bands.

Technologies

- Wi-Fi

Features

- Designed to be mounted to a plastic support or directly to a non-metallic surface in the host product with plastic screws/nuts or heat stakes or other features in the host device
- Comes with an attached 6" micro-coax cable with a U.FL-style connector
- Approved for use with the PCTEL RM-WIFI-AC-2X2-HP 5 GHz radio module



Dual-Band Wi-Fi Dipole Antenna for 2.4/5 GHz Wi-Fi

Wi-Fi Antennas

The AED2451PT155UFL antenna is a dual-band dipole designed to cover both the 2.4 GHz and the 5 GHz WiFi bands. The antenna is designed to be mounted to a plastic support or directly to a non-metalic surface in the host product with plastic screws/nuts or heat stakes or other features in the host device. It comes with an attached 6” micro-coax cable with a U.FL-style connector. This antenna is approved for use with the PCTEL RM-WIFI-AC-2X2-HP 5 GHz radio module.

Features

- Designed to be mounted to a plastic support or directly to a non-metallic surface in the host product with plastic screws/nuts or heat stakes or other features in the host device.
- Comes with an attached 6” micro-coax cable with a U.FL-style connector.
- Approved for use with the PCTEL RM-WIFI-AC-2X2-HP 5 GHz radio module.

SPECIFICATIONS

Dual-Band Wi-Fi Dipole Antenna for 2.4/5 GHz Wi-Fi

Wi-Fi Antennas

Specifications

	2.4 GHz Band	5 GHz Band
Antenna Type	Dual-band Dipole	
Frequency Range	2400 - 2500 MHz	5150 - 5850 MHz
VSWR	< 2:1	< 2:1
Peak Gain	2 dBi	2.8 dBi
Dimensions	36 mm x 19 mm x 0.3 mm (1.375" x 0.75" x 0.012")	
Recommended Radome Separation	> 5 mm	
Fastening Method	#4-40 pan head nylon screws, heat stakes, etc. to non-metalic surface	
Cable	Micro-coax, 6"	
Connector	U.FL-style plug	
Operating Temperature Range	-40ºC to +85ºC	

All Performance parameters measured with antenna in free-space.

Dual-Band Wi-Fi Dipole Antenna for 2.4/5 GHz Wi-Fi

Wi-Fi Antennas

Elevation Plane Pattern – AED2451PT155UFL

2.4 GHz Band

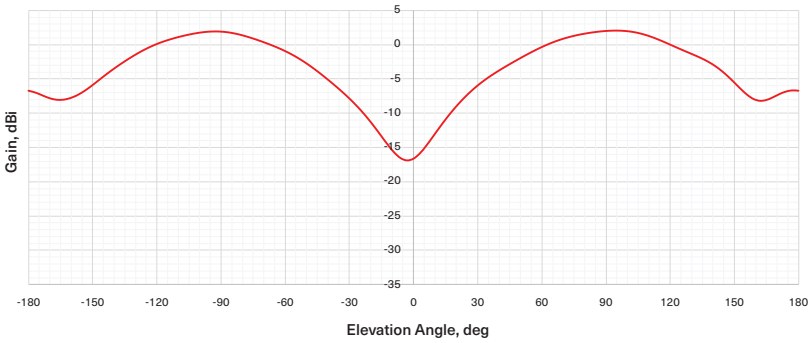

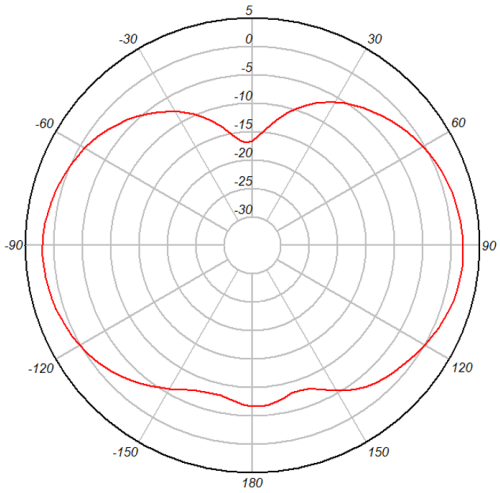

Azimuth Plane Pattern – AED2451PT155UFL

2.4 GHz Band

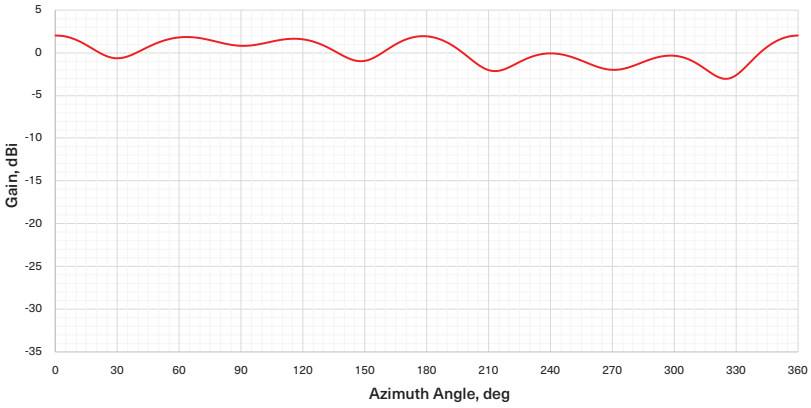

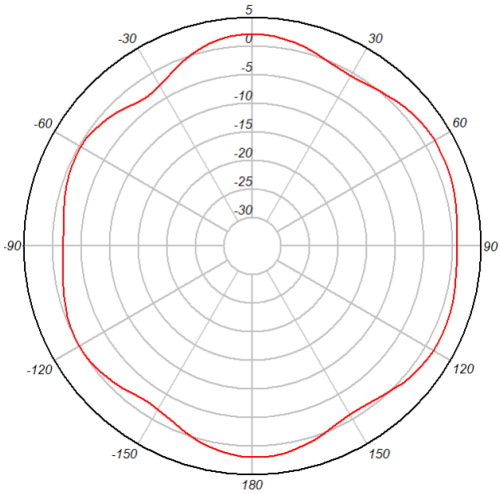

Dual-Band Wi-Fi Dipole Antenna for 2.4/5 GHz Wi-Fi

Wi-Fi Antennas

Elevation Plane Pattern – AED2451PT155UFL

5 GHz Band

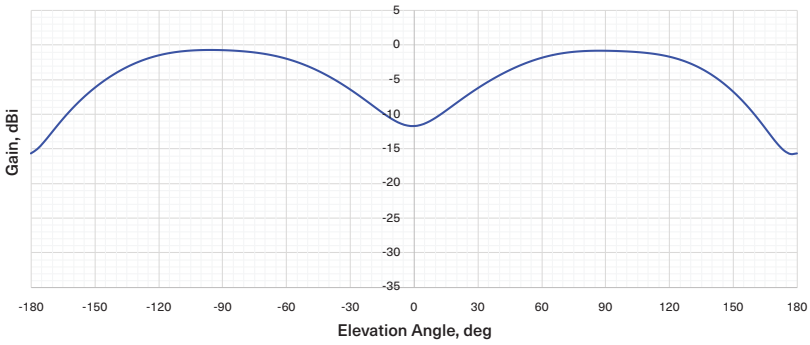

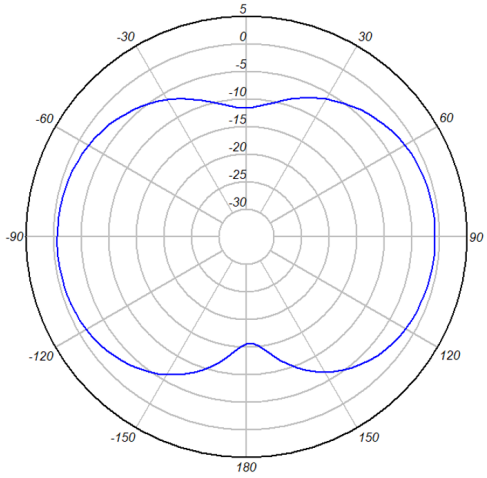

Azimuth Plane Pattern – AED2451PT155UFL

5 GHz Band

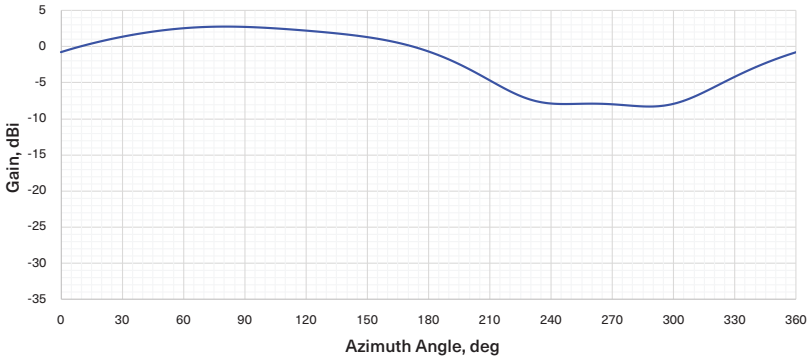

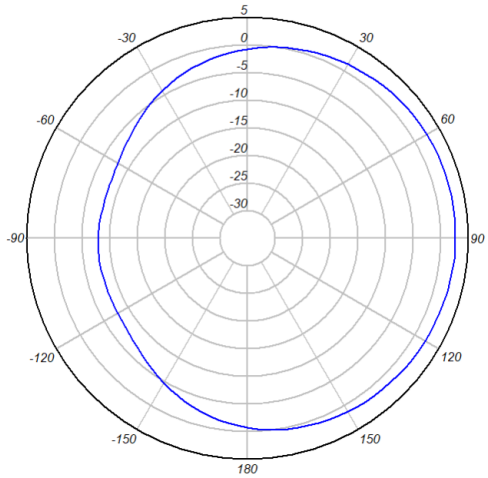

MECHANICAL DRAWING

Dual-Band Wi-Fi Dipole Antenna for 2.4/5 GHz Wi-Fi

Wi-Fi Antennas

Mechanical Drawing

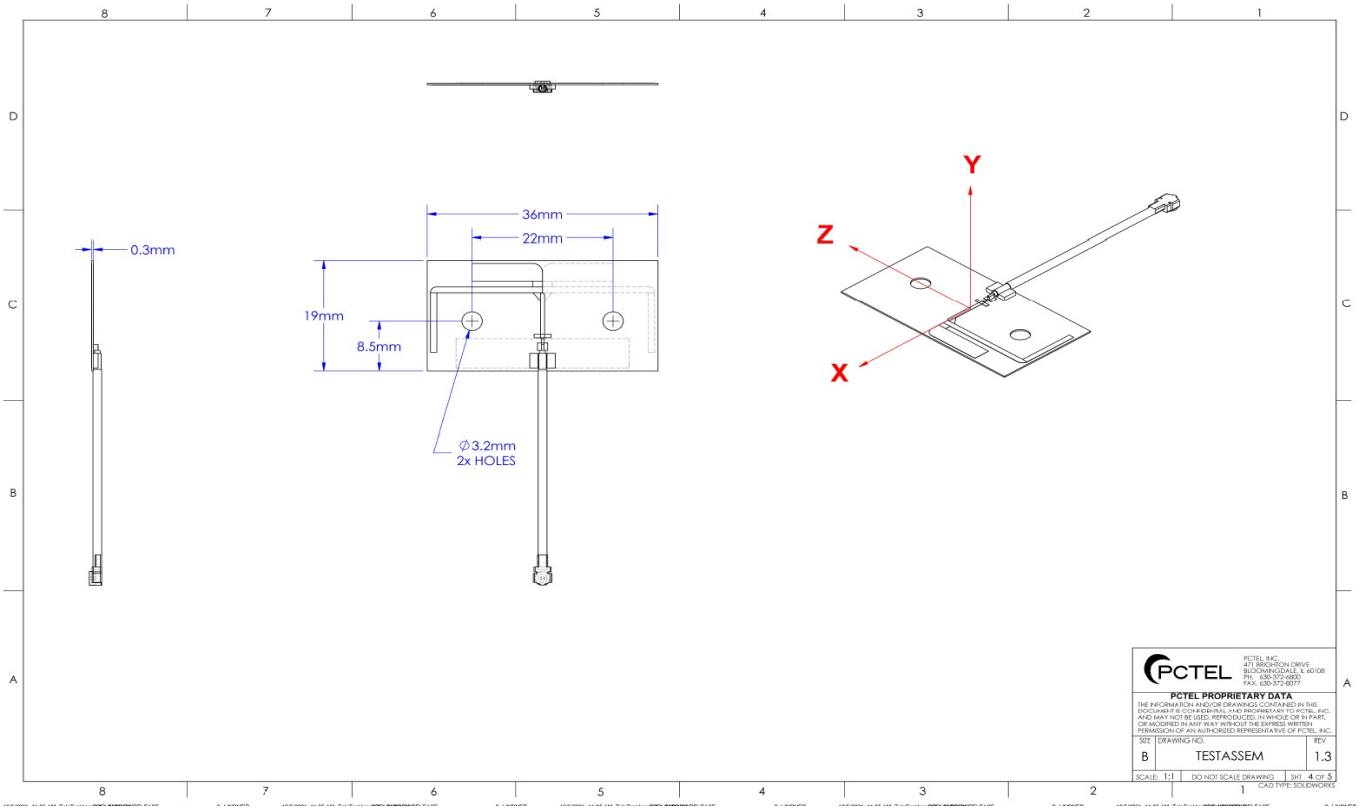

CONTACT US

For more information about this product contact us

> pctel.com/contact

Solving Complex Wireless Challenges

PCTEL is a leading global provider of wireless technology, including purpose-built Industrial IoT devices, antenna systems, and test and measurement solutions. Trusted by our customers for over 25 years, we solve complex wireless challenges to help organizations stay connected, transform, and grow.

PCTEL, Inc.

T: +1 630 372 6800 | pctel.com

Specifications subject to change without notice. ©2021 PCTEL, Inc. All rights reserved. (December 2021)