Test specification:	Section 15.249(a)(d)/RSS-310, section 3.10, Field strength of emissions		
Test procedure:	ANSI C63.10 sections 6.5, 6.6		
Test mode:	Compliance	Verdict:	PASS
Date(s):	25-Aug-17 - 21-Feb-18		
Temperature: 24.3 ºC	Relative Humidity: 48 %	Air Pressure: 1011 hPa	Power: -48 VDC
Remarks: EUT with 37.1 dBi antenna gain			

7.2 Field strength of emissions with 37.1 dBi antenna gain

7.2.1 General

This test was performed to measure field strength of fundamental and spurious emissions from the EUT. Specification test limits are given in Table 7.2.1, Table 7.2.2, Table 7.2.3, Table 7.2.4.

Table 7.2.1 Radiated fundamental emission limits

Fundamental frequency, MHz	Field strength at 3 m, dB(μV/m)		
	Peak	Average	Quasi-Peak
24000 – 24250	128.0	108.0	NA

Table 7.2.2 Harmonics limits

Fundamental frequency, MHz	Field strength at 3 m, dB(μV/m)	
	Peak	Average
24000 – 24250	88.0	68.0

Table 7.2.3 Radiated spurious emissions limits (other than harmonics)

Frequency, MHz	Field strength at 3 m, dB(μV/m)*			
	Peak	Quasi Peak	Average	Attenuation below carrier
0.009 – 0.090	148.5 – 128.5	NA	128.5 – 108.5**	50 dBc (whichever is the less stringent)
0.090 – 0.110	NA	108.5 – 106.8**	NA	
0.110 – 0.490	126.8 – 113.8	NA	106.8 – 93.8**	
0.490 – 1.705	NA	73.8 – 63.0**	NA	
1.705 – 30.0*		69.5		
30 – 88		40.0		
88 – 216		43.5		
216 – 960		46.0		
960 - 1000		54.0		
Above 1000	74.0	NA	54.0	

*- The limit for 3 m test distance was calculated using the inverse square distance extrapolation factor as follows:

$$Lim_{S2} = Lim_{S1} + 40 \log (S_1/S_2),$$

where S_1 and S_2 – standard defined and test distance respectively in meters.

**- The limit decreases linearly with the logarithm of frequency.

Note: The above field strength limits applied from the lowest radio frequency generated in the device, without going below 9 kHz up to the tenth harmonic of the highest fundamental frequency but not exceeding 40 GHz for intentional radiators operated below 10 GHz and up to the fifth harmonic of the highest fundamental frequency but not exceeding 100 GHz for intentional radiators operated above 10 GHz.

Test specification:	**Section 15.249(a)(d)/RSS-310, section 3.10, Field strength of emissions**		
Test procedure:	ANSI C63.10 sections 6.5, 6.6		
Test mode:	Compliance	**Verdict:**	PASS
Date(s):	25-Aug-17 - 21-Feb-18		
Temperature: 24.3 ºC	**Relative Humidity:** 48 %	**Air Pressure:** 1011 hPa	**Power:** -48 VDC
Remarks: EUT with 37.1 dBi antenna gain			

Table 7.2.4 Radiated spurious emissions limits (other than harmonics)

Frequency, GHz	Distance, m	Field strength dB(μV/m)*, peak	Field strength dB(μV/m)*, average
40 - 60	0.50	89.56*	69.56*
60 - 75	0.10	103.54*	83.54*
75 - 100	0.05	109.60*	89.60*

*- The limit for other test distance was calculated using the inverse distance extrapolation factor as follows:

$$LimS2 = LimS1 + 20 \log (S1/S2),$$

where S1 and S2 – standard defined and test distance respectively in meters.

Test specification:	Section 15.249(a)(d)/RSS-310, section 3.10, Field strength of emissions		
Test procedure:	ANSI C63.10 sections 6.5, 6.6		
Test mode:	Compliance	Verdict:	PASS
Date(s):	25-Aug-17 - 21-Feb-18		
Temperature: 24.3 ºC	Relative Humidity: 48 %	Air Pressure: 1011 hPa	Power: -48 VDC
Remarks: EUT with 37.1 dBi antenna gain			

7.2.2 Test procedure for spurious emission field strength measurements in 9 kHz to 30 MHz band

7.2.2.1 The EUT was set up as shown in Figure 7.2.1, energized and the performance check was conducted.

7.2.2.2 The measurements were performed in the typical position.

7.2.2.3 The specified frequency range was investigated with antenna connected to spectrum analyzer/ EMI receiver. To find maximum radiation the turntable was rotated 3600 and the measuring antenna was rotated around its vertical axis.

7.2.2.4 The worst test results (the lowest margins) were found in the EUT vertical (X, Y, Z-axis) position, recorded in the associated tables and shown in the associated plots.

7.2.3 Test procedure for spurious emission field strength measurements above 30 MHz

7.2.3.1 The EUT was set up as shown in Figure 7.2.2, Figure 7.2.3, energized and the performance check was conducted.

7.2.3.2 The measurements were performed in the typical position.

7.2.3.3 The specified frequency range was investigated with antenna connected to spectrum analyzer/ EMI receiver. To find maximum radiation the turntable was rotated 3600, the measuring antenna height was changed from 1 to 4 m, its polarization was switched from vertical to horizontal.

7.2.3.4 The worst test results (the lowest margins) were found in the typical position, recorded in the associated tables and shown in the associated plots

Figure 7.2.1 Setup for spurious emission field strength measurements below 30 MHz

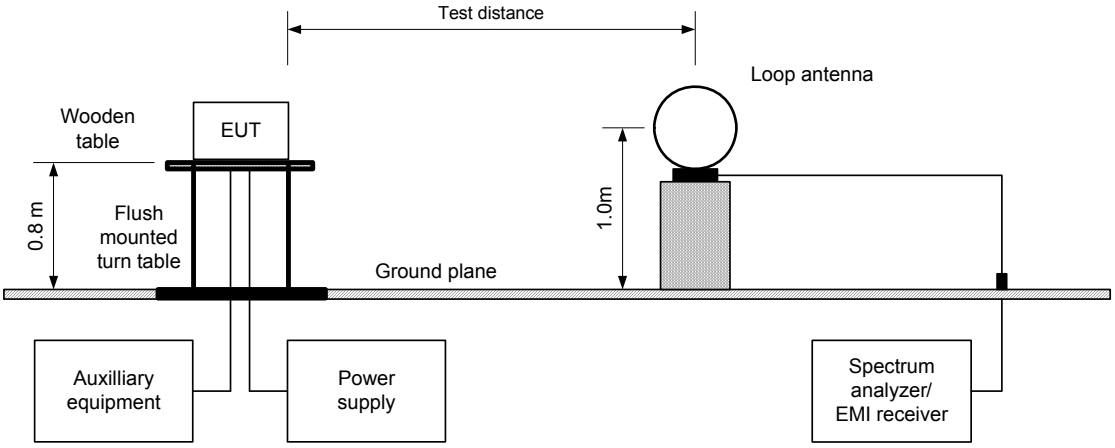

Test specification:	**Section 15.249(a)(d)/RSS-310, section 3.10, Field strength of emissions**		
Test procedure:	ANSI C63.10 sections 6.5, 6.6		
Test mode:	Compliance	**Verdict:**	PASS
Date(s):	25-Aug-17 - 21-Feb-18		
Temperature: 24.3 ºC	**Relative Humidity:** 48 %	**Air Pressure:** 1011 hPa	**Power:** -48 VDC
Remarks: EUT with 37.1 dBi antenna gain			

Figure 7.2.2 Setup for spurious emission field strength measurements in 30 -1000 MHz

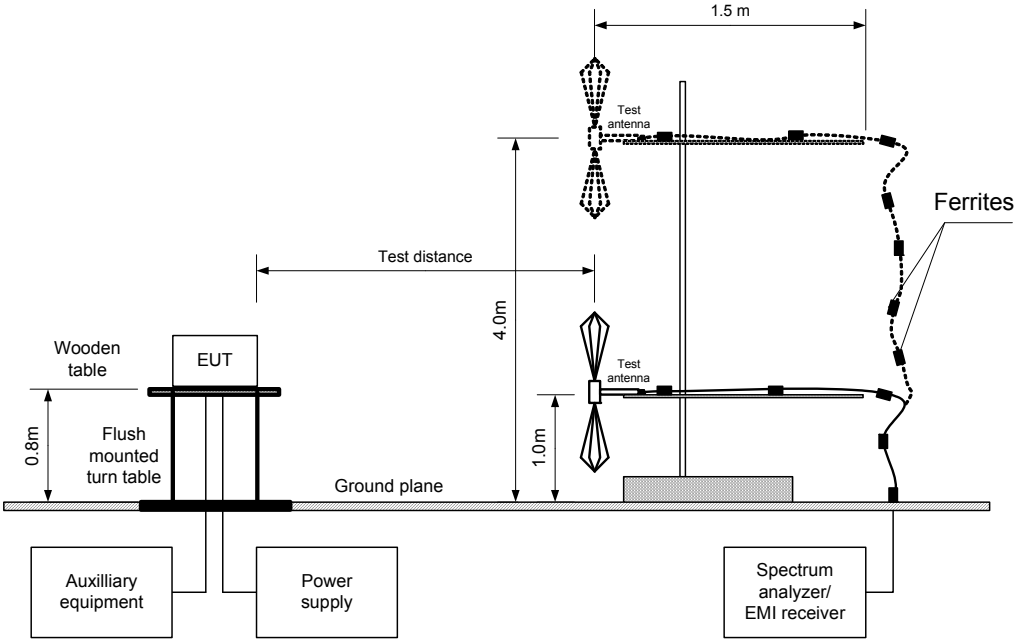

Figure 7.2.3 Setup for spurious emission field strength measurements above1000 MHz

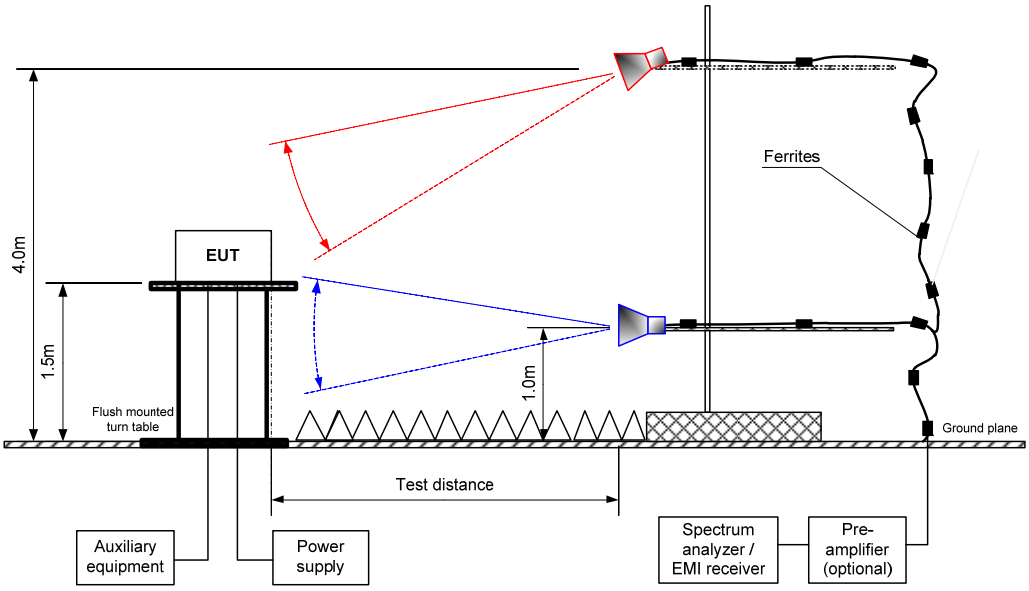

Test specification:	**Section 15.249(a)(d)/RSS-310, section 3.10, Field strength of emissions**		
Test procedure:	ANSI C63.10 sections 6.5, 6.6		
Test mode:	Compliance	**Verdict:**	PASS
Date(s):	25-Aug-17 - 21-Feb-18		
Temperature: 24.3 ºC	**Relative Humidity:** 48 %	**Air Pressure:** 1011 hPa	**Power:** -48 VDC
Remarks: EUT with 37.1 dBi antenna gain			

Table 7.2.5 Field strength of fundamental emission

TEST DISTANCE:	3 m
EUT POSITION:	Typical
MODULATING SIGNAL:	PRBS
TRANSMITTER OUTPUT POWER SETTINGS:	Maximum
INVESTIGATED FREQUENCY RANGE:	0.009 – 100 000 MHz
DETECTOR USED:	Peak
RESOLUTION BANDWIDTH:	1.0 kHz (9 kHz – 150 kHz) 9.0 kHz (150 kHz – 30 MHz) 120 kHz (30 MHz – 1000 MHz) 1.0 MHz (above 1000 MHz)
VIDEO BANDWIDTH:	≥ Resolution bandwidth
TEST ANTENNA TYPE:	Double ridged guide (above 1000 MHz)

Fundamental emission

Frequency, MHz	Antenna		Azimuth, degrees*	Peak field strength			Avr factor, dB	Average field strength			Verdict
	Pol.	Height, m		Measured, dB(μV/m)	Limit, dB(μV/m)	Margin, dB**		Measured, dB(μV/m)	Limit, dB(μV/m)	Margin, dB**	
Channel bandwidth 20 MHz											
Modulation QPSK											
24010.0	Vert	1.5	0	120.54	128.0	-7.46	0	107.62	108.0	-0.38	Pass
24070.0	Vert	1.5	0	119.91	128.0	-8.09	0	107.09	108.0	-0.91	
24180.0	Vert	1.5	0	120.69	128.0	-7.31	0	107.62	108.0	-0.38	
24240.0	Vert	1.5	0	120.96	128.0	-7.04	0	107.84	108.0	-0.16	
Modulation 2048 QAM											
24010.0	Vert	1.5	0	120.44	128.0	-7.56	0	107.44	108.0	-0.56	Pass
24070.0	Vert	1.5	0	118.53	128.0	-9.47	0	107.29	108.0	-0.71	
24180.0	Vert	1.5	0	118.56	128.0	-9.44	0	107.56	108.0	-0.44	
24240.0	Vert	1.5	0	120.02	128.0	-7.98	0	107.22	108.0	-0.78	
Modulation QPSK											
24010.0	Hor	1.5	0	119.76	128.0	-8.24	0	107.42	108.0	-0.58	Pass
24070.0	Hor	1.5	0	120.43	128.0	-7.57	0	107.38	108.0	-0.62	
24180.0	Hor	1.5	0	120.20	128.0	-7.80	0	107.29	108.0	-0.71	
24240.0	Hor	1.5	0	120.85	128.0	-7.15	0	107.71	108.0	-0.29	
Modulation 2048 QAM											
24010.0	Hor	1.5	0	119.24	128.0	-8.76	0	107.31	108.0	-0.69	Pass
24070.0	Hor	1.5	0	118.59	128.0	-9.41	0	107.56	108.0	-0.44	
24180.0	Hor	1.5	0	118.52	128.0	-9.48	0	107.60	108.0	-0.40	
24240.0	Hor	1.5	0	119.11	128.0	-8.89	0	107.58	108.0	-0.42	

Test specification:	**Section 15.249(a)(d)/RSS-310, section 3.10, Field strength of emissions**		
Test procedure:	ANSI C63.10 sections 6.5, 6.6		
Test mode:	Compliance	**Verdict:**	PASS
Date(s):	25-Aug-17 - 21-Feb-18		
Temperature: 24.3 ºC	**Relative Humidity:** 48 %	**Air Pressure:** 1011 hPa	**Power:** -48 VDC
Remarks: EUT with 37.1 dBi antenna gain			

Table 7.2.6 Field strength of fundamental emission

TEST DISTANCE:	3 m
EUT POSITION:	Typical
MODULATING SIGNAL:	PRBS
TRANSMITTER OUTPUT POWER SETTINGS:	Maximum
INVESTIGATED FREQUENCY RANGE:	0.009 – 100 000 MHz
DETECTOR USED:	Peak
RESOLUTION BANDWIDTH:	1.0 kHz (9 kHz – 150 kHz) 9.0 kHz (150 kHz – 30 MHz) 120 kHz (30 MHz – 1000 MHz) 1.0 MHz (above 1000 MHz)
VIDEO BANDWIDTH:	≥ Resolution bandwidth
TEST ANTENNA TYPE:	Double ridged guide (above 1000 MHz)

Fundamental emission

Frequency, MHz	Antenna		Azimuth, degrees*	Peak field strength			Avr factor, dB	Average field strength			Verdict
	Pol.	Height, m		Measured, dB(μV/m)	Limit, dB(μV/m)	Margin, dB**		Measured, dB(μV/m)	Limit, dB(μV/m)	Margin, dB**	
Channel bandwidth 30 MHz											
Modulation QPSK											
24015.0	Vert	1.5	0	119.54	128.0	-8.46	0	106.57	108.0	-1.43	Pass
24065.0	Vert	1.5	0	118.95	128.0	-9.05	0	106.38	108.0	-1.62	
24185.0	Vert	1.5	0	119.53	128.0	-8.47	0	106.10	108.0	-1.90	
24235.0	Vert	1.5	0	119.51	128.0	-8.49	0	106.67	108.0	-1.33	
Modulation 2048 QAM											
24015.0	Vert	1.5	0	117.66	128.0	-10.34	0	106.66	108.0	-1.34	Pass
24065.0	Vert	1.5	0	117.38	128.0	-10.62	0	106.15	108.0	-1.85	
24185.0	Vert	1.5	0	117.52	128.0	-10.48	0	106.22	108.0	-1.78	
24235.0	Vert	1.5	0	117.73	128.0	-10.27	0	106.67	108.0	-1.33	
Modulation QPSK											
24015.0	Hor	1.5	0	119.00	128.0	-9.00	0	105.84	108.0	-2.16	Pass
24065.0	Hor	1.5	0	118.77	128.0	-9.23	0	105.66	108.0	-2.34	
24185.0	Hor	1.5	0	119.07	128.0	-8.93	0	105.71	108.0	-2.29	
24235.0	Hor	1.5	0	118.83	128.0	-9.17	0	105.94	108.0	-2.06	
Modulation 2048 QAM											
24015.0	Hor	1.5	0	117.42	128.0	-10.58	0	105.95	108.0	-2.05	Pass
24065.0	Hor	1.5	0	116.39	128.0	-11.61	0	105.68	108.0	-2.32	
24185.0	Hor	1.5	0	117.03	128.0	-10.97	0	104.87	108.0	-3.13	
24235.0	Hor	1.5	0	116.00	128.0	-12.00	0	105.33	108.0	-2.67	

Test specification:	**Section 15.249(a)(d)/RSS-310, section 3.10, Field strength of emissions**		
Test procedure:	ANSI C63.10 sections 6.5, 6.6		
Test mode:	Compliance	**Verdict:**	PASS
Date(s):	25-Aug-17 - 21-Feb-18		
Temperature: 24.3 ºC	**Relative Humidity:** 48 %	**Air Pressure:** 1011 hPa	**Power:** -48 VDC
Remarks: EUT with 37.1 dBi antenna gain			

Table 7.2.7 Field strength of fundamental emission

TEST DISTANCE:	3 m
EUT POSITION:	Typical
MODULATING SIGNAL:	PRBS
TRANSMITTER OUTPUT POWER SETTINGS:	Maximum
INVESTIGATED FREQUENCY RANGE:	0.009 – 100 000 MHz
DETECTOR USED:	Peak
RESOLUTION BANDWIDTH:	1.0 kHz (9 kHz – 150 kHz) 9.0 kHz (150 kHz – 30 MHz) 120 kHz (30 MHz – 1000 MHz) 1.0 MHz (above 1000 MHz)
VIDEO BANDWIDTH:	≥ Resolution bandwidth
TEST ANTENNA TYPE:	Double ridged guide (above 1000 MHz)

Fundamental emission

Frequency, MHz	Antenna		Azimuth, degrees*	Peak field strength			Avr factor, dB	Average field strength			Verdict
	Pol.	Height, m		Measured, dB(μV/m)	Limit, dB(μV/m)	Margin, dB**		Measured, dB(μV/m)	Limit, dB(μV/m)	Margin, dB**	
Channel bandwidth 40 MHz											
Modulation QPSK											
24020.0	Vert	1.5	0	119.60	128.0	-8.40	0	105.65	108.0	-2.35	Pass
24060.0	Vert	1.5	0	119.43	128.0	-8.57	0	105.51	108.0	-2.49	
24190.0	Vert	1.5	0	118.26	128.0	-9.74	0	104.41	108.0	-3.59	
24230.0	Vert	1.5	0	119.50	128.0	-8.50	0	104.46	108.0	-3.54	
Modulation 2048 QAM											
24020.0	Vert	1.5	0	116.02	128.0	-11.98	0	105.02	108.0	-2.98	Pass
24060.0	Vert	1.5	0	116.67	128.0	-11.33	0	105.15	108.0	-2.85	
24190.0	Vert	1.5	0	115.19	128.0	-12.81	0	104.39	108.0	-3.61	
24230.0	Vert	1.5	0	115.32	128.0	-12.68	0	104.6	108.0	-3.40	
Modulation QPSK											
24020.0	Hor	1.5	0	119.24	128.0	-8.76	0	105.47	108.0	-2.53	Pass
24060.0	Hor	1.5	0	119.29	128.0	-8.71	0	105.66	108.0	-2.34	
24190.0	Hor	1.5	0	118.44	128.0	-9.56	0	104.56	108.0	-3.44	
24230.0	Hor	1.5	0	119.25	128.0	-8.75	0	104.68	108.0	-3.32	
Modulation 2048 QAM											
24020.0	Hor	1.5	0	116.17	128.0	-11.83	0	105.25	108.0	-2.75	Pass
24060.0	Hor	1.5	0	116.51	128.0	-11.49	0	105.25	108.0	-2.75	
24190.0	Hor	1.5	0	115.24	128.0	-12.76	0	104.46	108.0	-3.54	
24230.0	Hor	1.5	0	115.54	128.0	-12.46	0	104.78	108.0	-3.22	

Test specification:	**Section 15.249(a)(d)/RSS-310, section 3.10, Field strength of emissions**		
Test procedure:	ANSI C63.10 sections 6.5, 6.6		
Test mode:	Compliance	**Verdict:**	PASS
Date(s):	25-Aug-17 - 21-Feb-18		
Temperature: 24.3 ºC	**Relative Humidity:** 48 %	**Air Pressure:** 1011 hPa	**Power:** -48 VDC
Remarks: EUT with 37.1 dBi antenna gain			

Table 7.2.8 Field strength of fundamental emission

TEST DISTANCE:	3 m
EUT POSITION:	Typical
MODULATING SIGNAL:	PRBS
TRANSMITTER OUTPUT POWER SETTINGS:	Maximum
INVESTIGATED FREQUENCY RANGE:	0.009 – 100 000 MHz
DETECTOR USED:	Peak
RESOLUTION BANDWIDTH:	1.0 kHz (9 kHz – 150 kHz) 9.0 kHz (150 kHz – 30 MHz) 120 kHz (30 MHz – 1000 MHz) 1.0 MHz (above 1000 MHz)
VIDEO BANDWIDTH:	≥ Resolution bandwidth
TEST ANTENNA TYPE:	Double ridged guide (above 1000 MHz)

Fundamental emission

Frequency, MHz	Antenna		Azimuth, degrees*	Peak field strength			Avr factor, dB	Average field strength			Verdict
	Pol.	Height, m		Measured, dB(μV/m)	Limit, dB(μV/m)	Margin, dB**		Measured, dB(μV/m)	Limit, dB(μV/m)	Margin, dB**	
Channel bandwidth 50 MHz											
Modulation QPSK											
24025.0	Vert	1.5	0	118.81	128.0	-9.19	0	104.39	108.0	-3.61	Pass
24055.0	Vert	1.5	0	119.14	128.0	-8.86	0	104.52	108.0	-3.48	
24195.0	Vert	1.5	0	117.91	128.0	-10.09	0	103.77	108.0	-4.23	
24225.0	Vert	1.5	0	117.88	128.0	-10.12	0	103.84	108.0	-4.16	
Modulation 2048 QAM											
24025.0	Vert	1.5	0	114.54	128.0	-13.46	0	104.3	108.0	-3.70	Pass
24055.0	Vert	1.5	0	115.62	128.0	-12.38	0	104.3	108.0	-3.70	
24195.0	Vert	1.5	0	114.25	128.0	-13.75	0	103.73	108.0	-4.27	
24225.0	Vert	1.5	0	114.96	128.0	-13.04	0	103.48	108.0	-4.52	
Modulation QPSK											
24025.0	Hor	1.5	0	118.72	128.0	-9.28	0	104.47	108.0	-3.53	Pass
24055.0	Hor	1.5	0	119.22	128.0	-8.78	0	104.59	108.0	-3.41	
24195.0	Hor	1.5	0	117.92	128.0	-10.08	0	103.86	108.0	-4.14	
24225.0	Hor	1.5	0	117.72	128.0	-10.28	0	103.74	108.0	-4.26	
Modulation 2048 QAM											
24025.0	Hor	1.5	0	114.65	128.0	-13.35	0	104.43	108.0	-3.57	Pass
24055.0	Hor	1.5	0	115.25	128.0	-12.75	0	104.36	108.0	-3.64	
24195.0	Hor	1.5	0	114.26	128.0	-13.74	0	104.3	108.0	-3.70	
24225.0	Hor	1.5	0	115.08	128.0	-12.92	0	103.88	108.0	-4.12	

Test specification:	**Section 15.249(a)(d)/RSS-310, section 3.10, Field strength of emissions**		
Test procedure:	ANSI C63.10 sections 6.5, 6.6		
Test mode:	Compliance	**Verdict:**	PASS
Date(s):	25-Aug-17 - 21-Feb-18		
Temperature: 24.3 ºC	**Relative Humidity:** 48 %	**Air Pressure:** 1011 hPa	**Power:** -48 VDC
Remarks: EUT with 37.1 dBi antenna gain			

Table 7.2.9 Field strength of fundamental emission

TEST DISTANCE:	3 m
EUT POSITION:	Typical
MODULATING SIGNAL:	PRBS
TRANSMITTER OUTPUT POWER SETTINGS:	Maximum
INVESTIGATED FREQUENCY RANGE:	0.009 – 100 000 MHz
DETECTOR USED:	Peak
RESOLUTION BANDWIDTH:	1.0 kHz (9 kHz – 150 kHz) 9.0 kHz (150 kHz – 30 MHz) 120 kHz (30 MHz – 1000 MHz) 1.0 MHz (above 1000 MHz)
VIDEO BANDWIDTH:	≥ Resolution bandwidth
TEST ANTENNA TYPE:	Double ridged guide (above 1000 MHz)

Fundamental emission

Frequency, MHz	Antenna		Azimuth, degrees*	Peak field strength			Avr factor, dB	Average field strength			Verdict
	Pol.	Height, m		Measured, dB(μV/m)	Limit, dB(μV/m)	Margin, dB**		Measured, dB(μV/m)	Limit, dB(μV/m)	Margin, dB**	
Channel bandwidth 60 MHz											
24030.0	Vert	1.5	0	117.22	128.0	-10.78	0	103.45	108.0	-4.55	Pass
24050.0	Vert	1.5	0	117.46	128.0	-10.54	0	103.33	108.0	-4.67	
24200.0	Vert	1.5	0	116.87	128.0	-11.13	0	103.57	108.0	-4.43	
24220.0	Vert	1.5	0	117.00	128.0	-11.00	0	103.38	108.0	-4.62	
Modulation 2048 QAM											
24030.0	Vert	1.5	0	113.24	128.0	-14.76	0	103.28	108.0	-4.72	Pass
24050.0	Vert	1.5	0	113.18	128.0	-14.82	0	103.38	108.0	-4.62	
24200.0	Vert	1.5	0	113.99	128.0	-14.01	0	103.18	108.0	-4.82	
24220.0	Vert	1.5	0	113.84	128.0	-14.16	0	103.36	108.0	-4.64	
Modulation QPSK											
24030.0	Hor	1.5	0	115.62	128.0	-12.38	0	102.24	108.0	-5.76	Pass
24050.0	Hor	1.5	0	115.02	128.0	-12.98	0	101.82	108.0	-6.18	
24200.0	Hor	1.5	0	115.96	128.0	-12.04	0	102.46	108.0	-5.54	
24220.0	Hor	1.5	0	115.50	128.0	-12.5	0	101.88	108.0	-6.12	
Modulation 2048 QAM											
24030.0	Hor	1.5	0	113.36	128.0	-14.64	0	103.55	108.0	-4.45	Pass
24050.0	Hor	1.5	0	113.35	128.0	-14.65	0	103.44	108.0	-4.56	
24200.0	Hor	1.5	0	113.88	128.0	-14.12	0	103.58	108.0	-4.42	
24220.0	Hor	1.5	0	114.04	128.0	-13.96	0	103.65	108.0	-4.35	

Table 7.2.10 Average factor calculation

Transmission pulse		Transmission burst		Transmission train duration, ms	Average factor, dB
Duration, ms	Period, ms	Duration, ms	Period, ms		
NA	NA	NA	NA	NA	0

*- Average factor was calculated as follows

for pulse train shorter than 100 ms: $$Average\ factor = 20 \times \log_{10}\left(\frac{Pulse\,duration}{Pulse\ period} \times \frac{Burst\,duration}{Train\,duration} \times Number\,of\ bursts\,within\ pulse\ train\right)$$

Test specification:	**Section 15.249(a)(d)/RSS-310, section 3.10, Field strength of emissions**		
Test procedure:	ANSI C63.10 sections 6.5, 6.6		
Test mode:	Compliance	**Verdict:**	PASS
Date(s):	25-Aug-17 - 21-Feb-18		
Temperature: 24.3 ºC	**Relative Humidity:** 48 %	**Air Pressure:** 1011 hPa	**Power:** -48 VDC
Remarks: EUT with 37.1 dBi antenna gain			

Table 7.2.11 Field strength of spurious emissions

TEST DISTANCE:	3 m
EUT POSITION:	Typical
MODULATING SIGNAL:	PRBS
TRANSMITTER OUTPUT POWER SETTINGS:	Maximum
INVESTIGATED FREQUENCY RANGE:	0.009 – 100 000 MHz
DETECTOR USED:	Peak
RESOLUTION BANDWIDTH:	1.0 kHz (9 kHz – 150 kHz) 9.0 kHz (150 kHz – 30 MHz) 120 kHz (30 MHz – 1000 MHz) 1.0 MHz (above 1000 MHz)
VIDEO BANDWIDTH:	≥ Resolution bandwidth
TEST ANTENNA TYPE:	Active loop (9 kHz – 30 MHz) Biconilog (30 MHz – 1000 MHz) Double ridged guide (above 1000 MHz)

Spurious emission

Frequency, MHz	Antenna		Azimuth, degrees*	Peak emission, dB(mV/m)	Quasi-peak			Verdict
	Pol.	Height, m			Measured emission, dB(mV/m)	Limit, dB(mV/m)	Margin, dB**	
32.0	V	1.0	0	33.1	28.2	40.0	-11.8	Pass
38.0	V	1.0	0	34.2	29.1	40.0	-10.9	
147.2	H	1.2	258	40.8	38.6	43.5	-4.9	
165.0	H	1.5	71	41.7	41.1	43.5	-2.4	
275.0	H	1.0	198	42.2	41.8	46.0	-4.2	
605.0	H	1.3	280	41.5	40.4	46.0	-5.6	
875.0	V	1.0	333	43.9	43.3	46.0	-2.7	

F, MHz	Antenna		Azimuth, degrees*	Peak field strength			Avr factor, dB	Average field strength			Verdict
	Pol.	Height, m		Measured, dB(μV/m)	Limit, dB(μV/m)	Margin, dB**		Measured, dB(μV/m)	Limit, dB(μV/m)	Margin, dB**	
1125	V	1.3	340	49.7	74.0	-24.3	0	46.1	54.0	-7.9	Pass
1625	H	1.6	251	41.6	74.0	-32.4	0	36.8	54.0	-17.2	
2000	V	1.3	104	43.6	74.0	-30.4	0	38.6	54.0	-15.4	
2125	V	1.3	104	42.3	74.0	-31.7	0	38.6	54.0	-15.4	
2500	H	1.4	57	44.8	74.0	-29.2	0	41.3	54.0	-12.7	
3330	H	1.5	194	41.7	74.0	-32.3	0	37.2	54.0	-16.8	

*- EUT front panel refers to 0 degrees position of turntable.
**- Margin, dB =Measured (calculated) value, dB(μV/m)-Limit, dB(μV/m).

Reference numbers of test equipment used

HL 0446	HL 0604	HL 0770	HL 0771	HL 0772	HL 1299	HL 1300	HL 2909
HL 3235	HL 3294	HL 3297	HL 3305	HL 3433	HL 3434	HL 3818	HL 4280
HL 4353	HL 4933	HL 4956	HL 5112				

Full description is given in Appendix A.

Test specification:	**Section 15.249(a)(d)/RSS-310, section 3.10, Field strength of emissions**		
Test procedure:	ANSI C63.10 sections 6.5, 6.6		
Test mode:	Compliance	**Verdict:**	PASS
Date(s):	25-Aug-17 - 21-Feb-18		
Temperature: 24.3 ºC	**Relative Humidity:** 48 %	**Air Pressure:** 1011 hPa	**Power:** -48 VDC
Remarks: EUT with 37.1 dBi antenna gain			

Plot 7.2.1 Radiated emission measurements at the fundamental frequency

TEST SITE: OATS
TEST DISTANCE: 3 m
ANTENNA POLARIZATION: Vertical
EUT POSITION: Typical (Vertical)
EUT CONFIGURATION: With splitter
EMISSION BANDWIDTH: 20 MHz
MODULATION: QPSK

CARRIER FREQUENCY: Low
DETECTOR: Peak

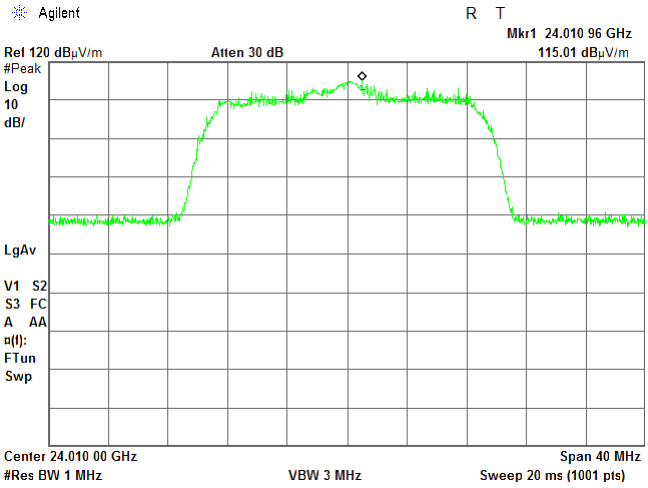

DETECTOR: Average

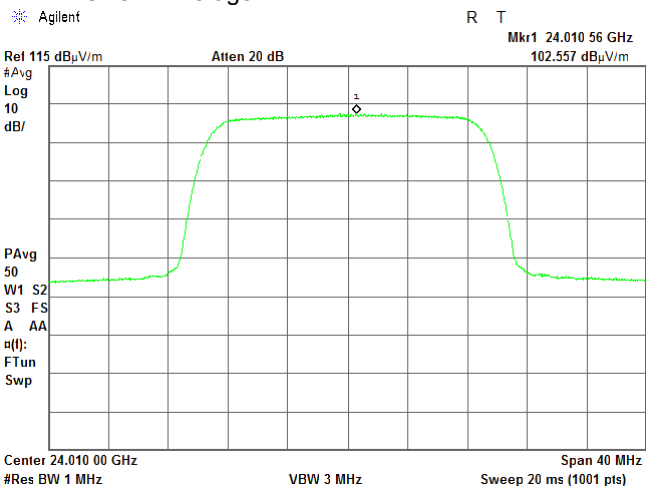

CARRIER FREQUENCY: Mid
DETECTOR: Peak

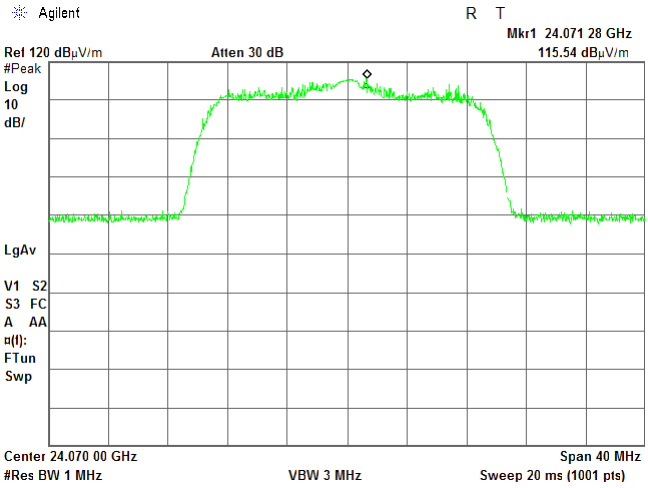

DETECTOR: Average

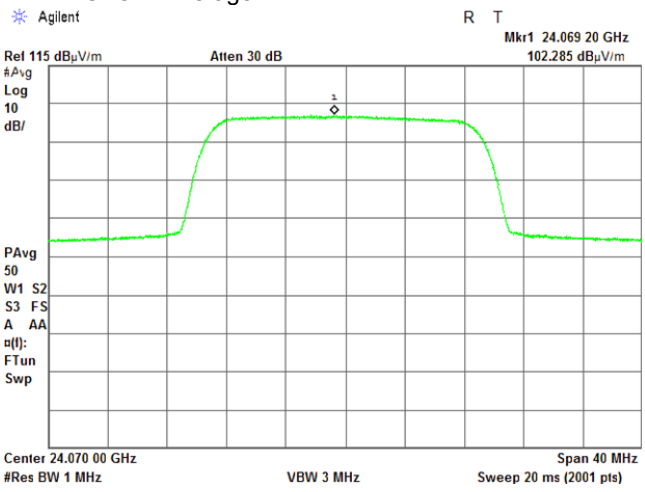

Test specification:	**Section 15.249(a)(d)/RSS-310, section 3.10, Field strength of emissions**		
Test procedure:	ANSI C63.10 sections 6.5, 6.6		
Test mode:	Compliance	**Verdict:**	PASS
Date(s):	25-Aug-17 - 21-Feb-18		
Temperature: 24.3 ºC	**Relative Humidity:** 48 %	**Air Pressure:** 1011 hPa	**Power:** -48 VDC
Remarks: EUT with 37.1 dBi antenna gain			

Plot 7.2.2 Radiated emission measurements at the fundamental frequency

TEST SITE:	OATS
TEST DISTANCE:	3 m
ANTENNA POLARIZATION:	Vertical
EUT POSITION:	Typical (Vertical)
EUT CONFIGURATION:	With splitter
EMISSION BANDWIDTH:	20 MHz
MODULATION:	QPSK

CARRIER FREQUENCY: Mid
DETECTOR: Peak

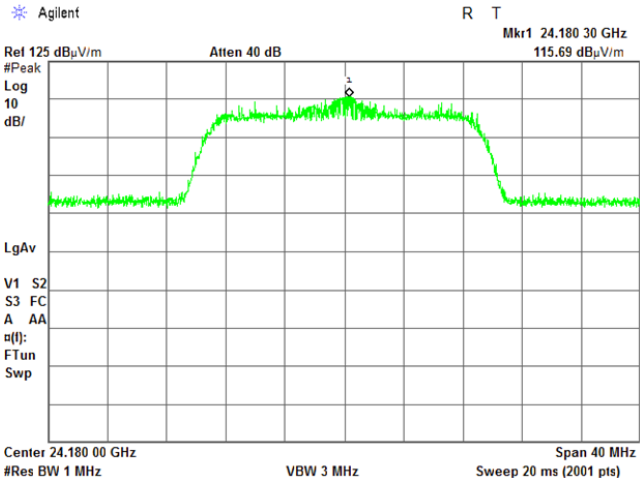

DETECTOR: Average

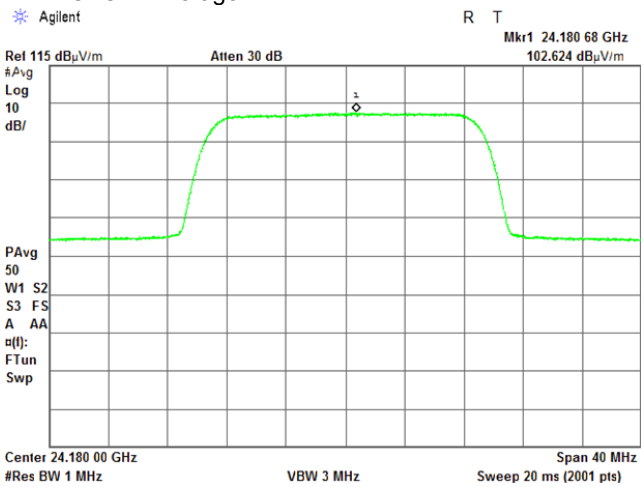

CARRIER FREQUENCY: High
DETECTOR: Peak

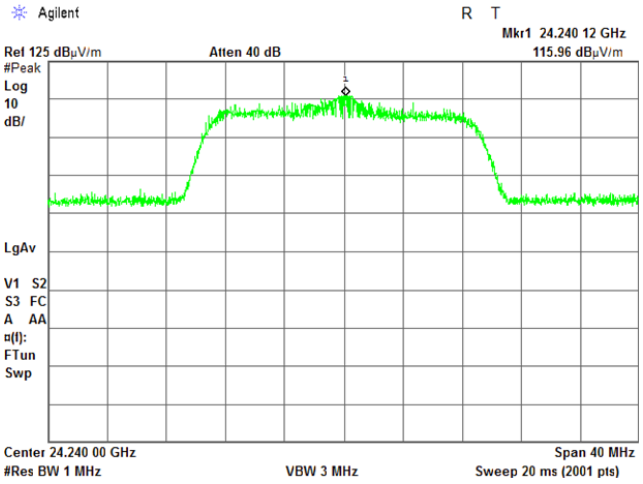

DETECTOR: Average

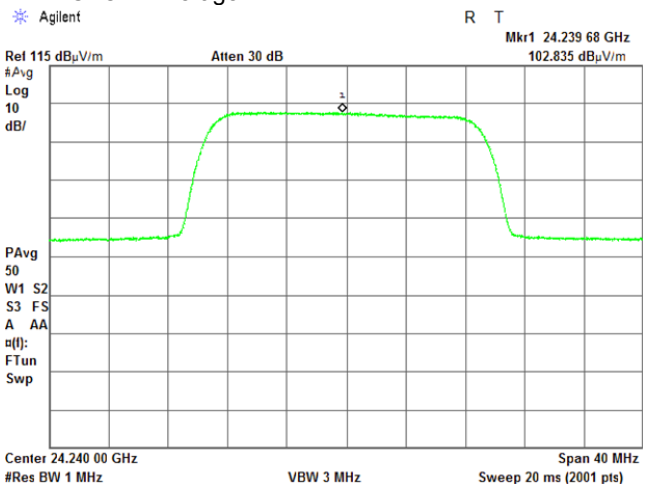

Test specification:	**Section 15.249(a)(d)/RSS-310, section 3.10, Field strength of emissions**		
Test procedure:	ANSI C63.10 sections 6.5, 6.6		
Test mode:	Compliance	**Verdict:**	PASS
Date(s):	25-Aug-17 - 21-Feb-18		
Temperature: 24.3 ºC	**Relative Humidity:** 48 %	**Air Pressure:** 1011 hPa	**Power:** -48 VDC
Remarks: EUT with 37.1 dBi antenna gain			

Plot 7.2.3 Radiated emission measurements at the fundamental frequency

TEST SITE:	OATS
TEST DISTANCE:	3 m
ANTENNA POLARIZATION:	Horizontal
EUT POSITION:	Typical (Vertical)
EUT CONFIGURATION:	With splitter
EMISSION BANDWIDTH:	20 MHz
MODULATION:	QPSK

CARRIER FREQUENCY: Low
DETECTOR: Peak

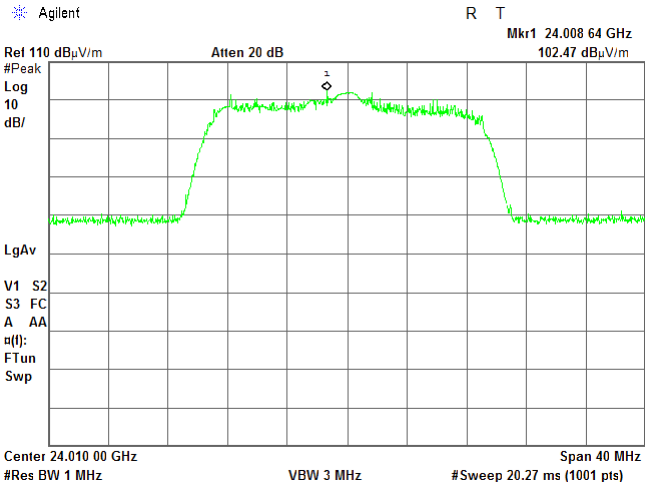

DETECTOR: Average

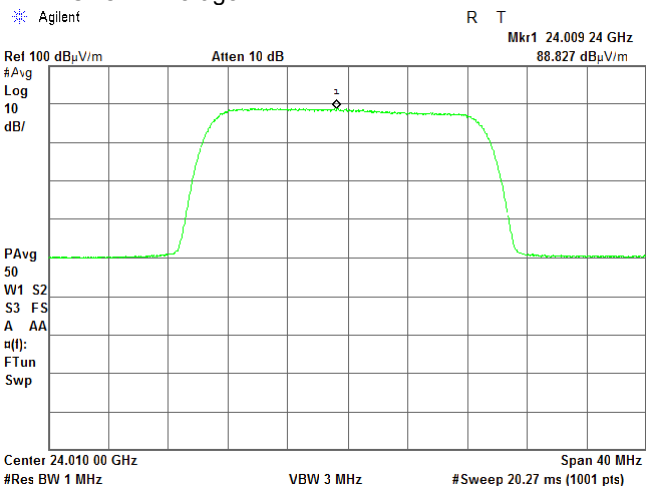

CARRIER FREQUENCY: Mid
DETECTOR: Peak

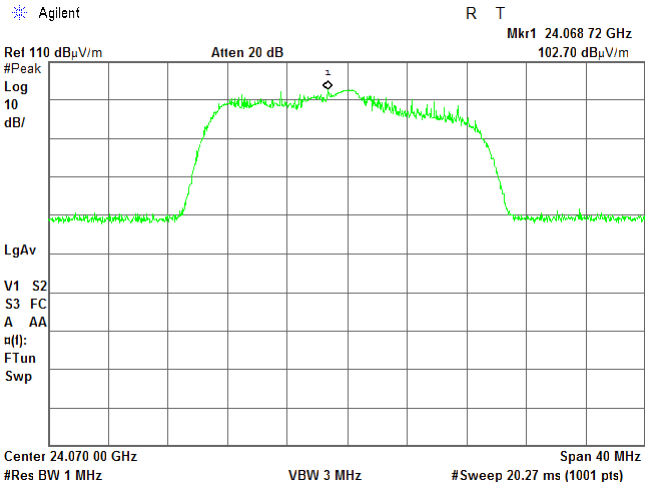

DETECTOR: Average

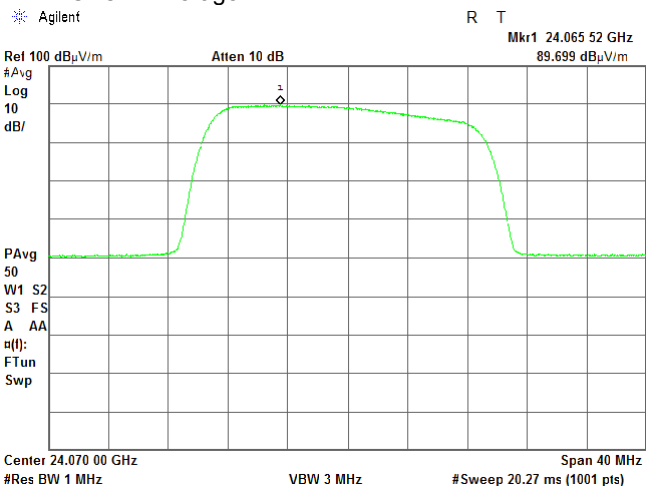

Test specification:	**Section 15.249(a)(d)/RSS-310, section 3.10, Field strength of emissions**		
Test procedure:	ANSI C63.10 sections 6.5, 6.6		
Test mode:	Compliance	**Verdict:**	PASS
Date(s):	25-Aug-17 - 21-Feb-18		
Temperature: 24.3 ºC	**Relative Humidity:** 48 %	**Air Pressure:** 1011 hPa	**Power:** -48 VDC
Remarks: EUT with 37.1 dBi antenna gain			

Plot 7.2.4 Radiated emission measurements at the fundamental frequency

TEST SITE: OATS
TEST DISTANCE: 3 m
ANTENNA POLARIZATION: Horizontal
EUT POSITION: Typical (Vertical)
EUT CONFIGURATION: With splitter
EMISSION BANDWIDTH: 20 MHz
MODULATION: QPSK

CARRIER FREQUENCY: Mid
DETECTOR: Peak

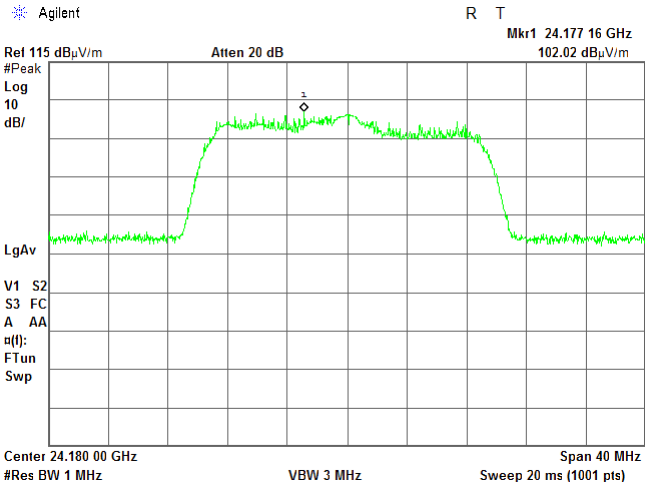

DETECTOR: Average

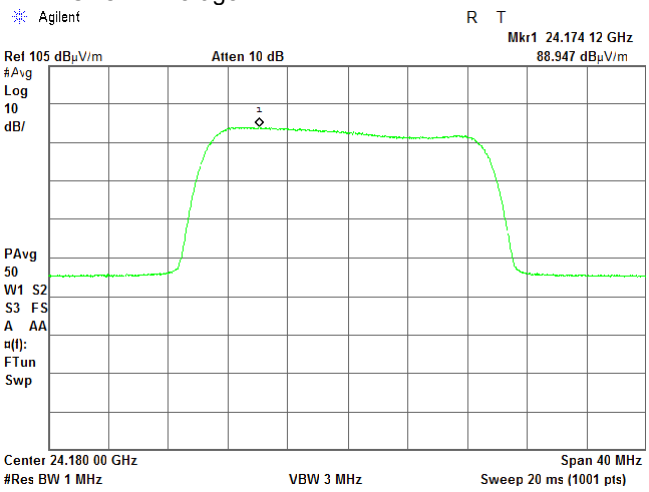

CARRIER FREQUENCY: High
DETECTOR: Peak

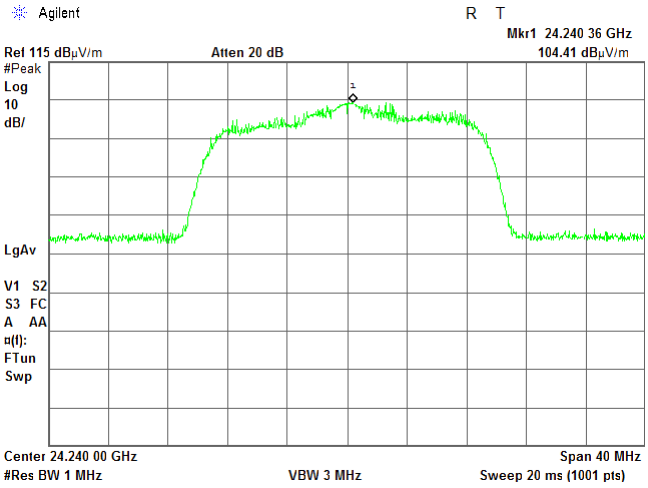

DETECTOR: Average

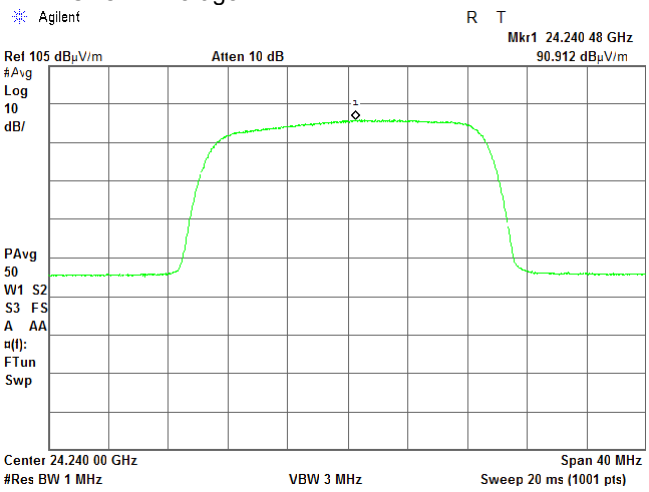

Test specification:	**Section 15.249(a)(d)/RSS-310, section 3.10, Field strength of emissions**		
Test procedure:	ANSI C63.10 sections 6.5, 6.6		
Test mode:	Compliance	**Verdict:**	PASS
Date(s):	25-Aug-17 - 21-Feb-18		
Temperature: 24.3 ºC	**Relative Humidity:** 48 %	**Air Pressure:** 1011 hPa	**Power:** -48 VDC
Remarks: EUT with 37.1 dBi antenna gain			

Plot 7.2.5 Radiated emission measurements at the fundamental frequency

TEST SITE: OATS
TEST DISTANCE: 3 m
ANTENNA POLARIZATION: Vertical
EUT POSITION: Typical (Vertical)
EMISSION BANDWIDTH: 20 MHz
MODULATION: QPSK
CARRIER FREQUENCY: Low
DETECTOR: Peak

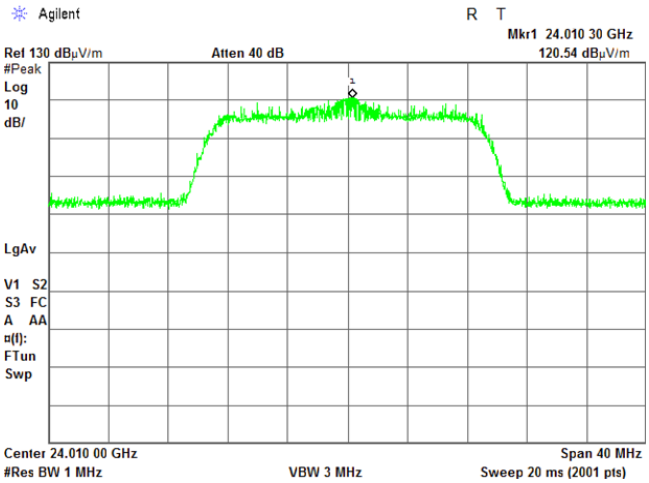

DETECTOR: Average

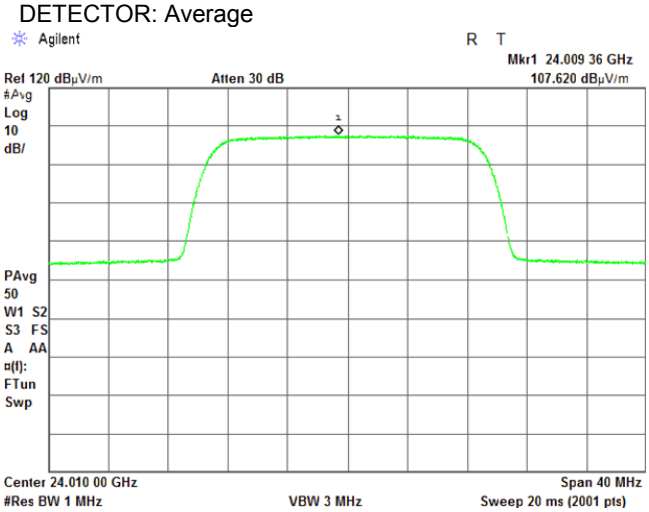

CARRIER FREQUENCY: Mid
DETECTOR: Peak

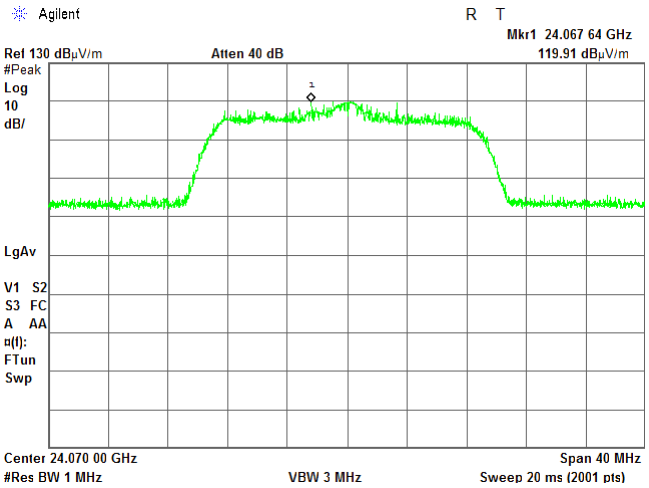

DETECTOR: Average

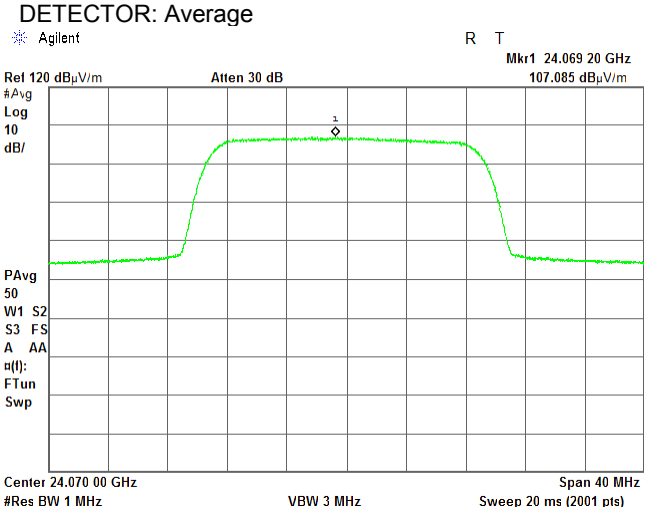

Test specification:	**Section 15.249(a)(d)/RSS-310, section 3.10, Field strength of emissions**		
Test procedure:	ANSI C63.10 sections 6.5, 6.6		
Test mode:	Compliance	**Verdict:**	PASS
Date(s):	25-Aug-17 - 21-Feb-18		
Temperature: 24.3 ºC	**Relative Humidity:** 48 %	**Air Pressure:** 1011 hPa	**Power:** -48 VDC
Remarks: EUT with 37.1 dBi antenna gain			

Plot 7.2.6 Radiated emission measurements at the fundamental frequency

TEST SITE: OATS
TEST DISTANCE: 3 m
ANTENNA POLARIZATION: Vertical
EUT POSITION: Typical (Vertical)
EMISSION BANDWIDTH: 20 MHz
MODULATION: QPSK
CARRIER FREQUENCY: Mid
DETECTOR: Peak

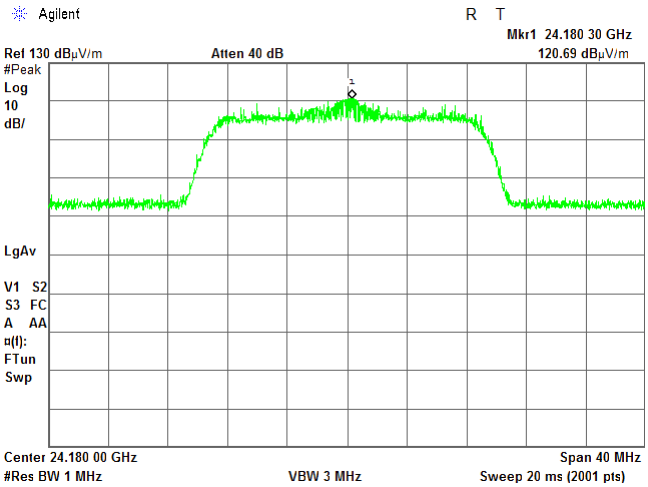

DETECTOR: Average

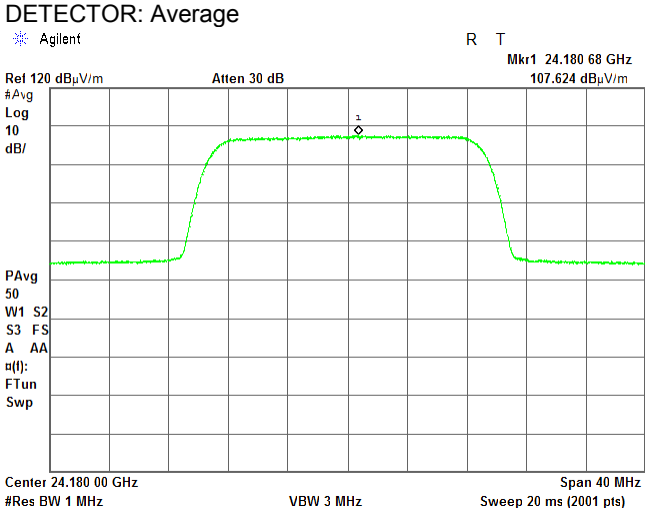

CARRIER FREQUENCY: High
DETECTOR: Peak

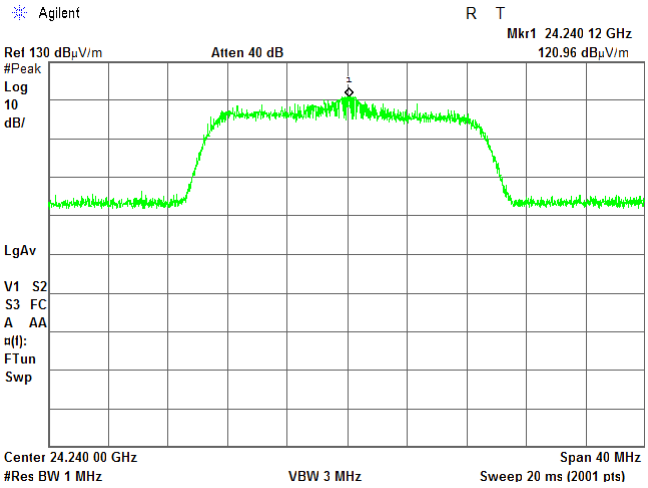

DETECTOR: Average

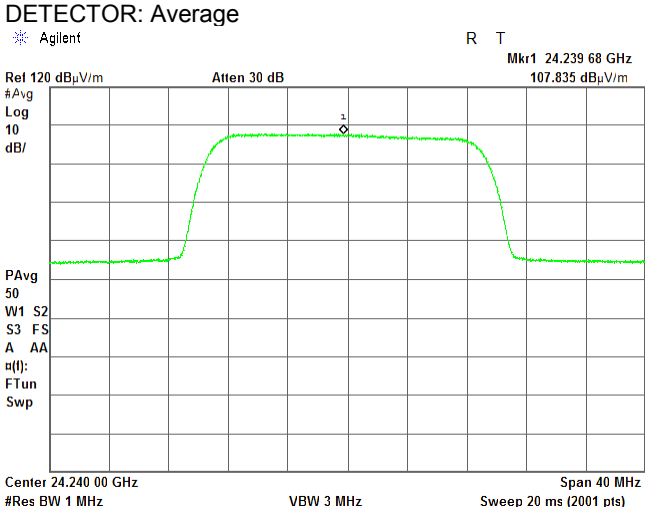

Test specification:	**Section 15.249(a)(d)/RSS-310, section 3.10, Field strength of emissions**		
Test procedure:	ANSI C63.10 sections 6.5, 6.6		
Test mode:	Compliance	**Verdict:**	PASS
Date(s):	25-Aug-17 - 21-Feb-18		
Temperature: 24.3 ºC	**Relative Humidity:** 48 %	**Air Pressure:** 1011 hPa	**Power:** -48 VDC
Remarks: EUT with 37.1 dBi antenna gain			

Plot 7.2.7 Radiated emission measurements at the fundamental frequency

TEST SITE: OATS
TEST DISTANCE: 3 m
ANTENNA POLARIZATION: Horizontal
EUT POSITION: Typical (Vertical)
EMISSION BANDWIDTH: 20 MHz
MODULATION: QPSK
CARRIER FREQUENCY: Low
DETECTOR: Peak

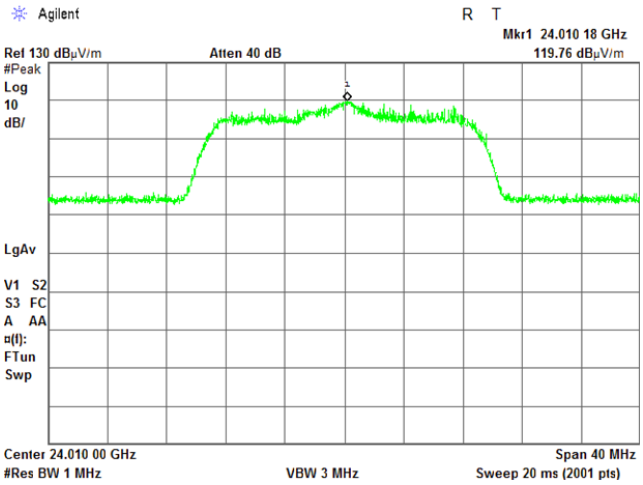

DETECTOR: Average

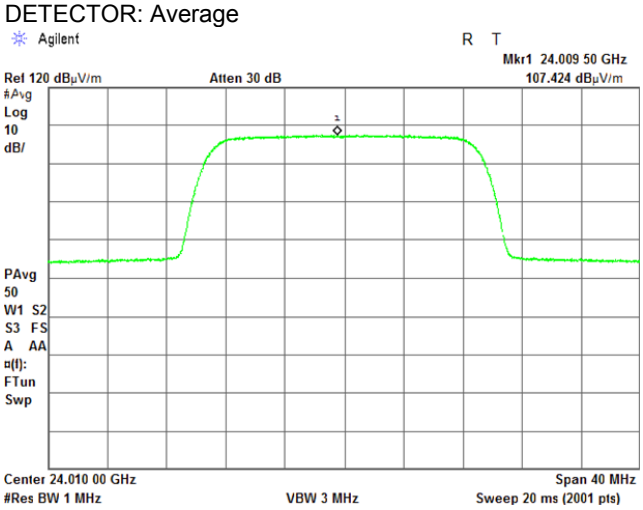

CARRIER FREQUENCY: Mid
DETECTOR: Peak

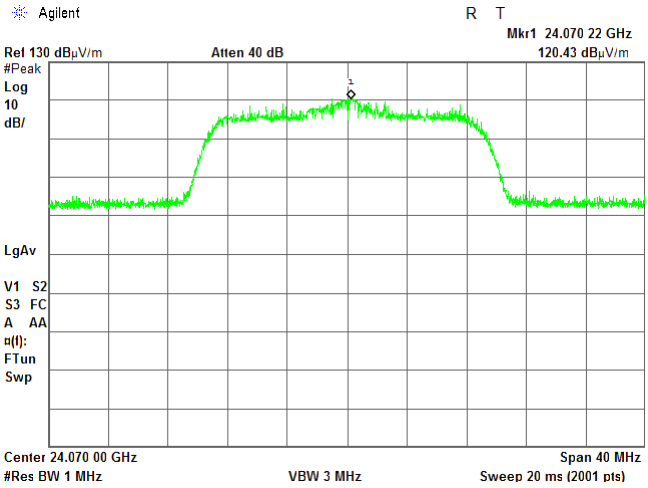

DETECTOR: Average

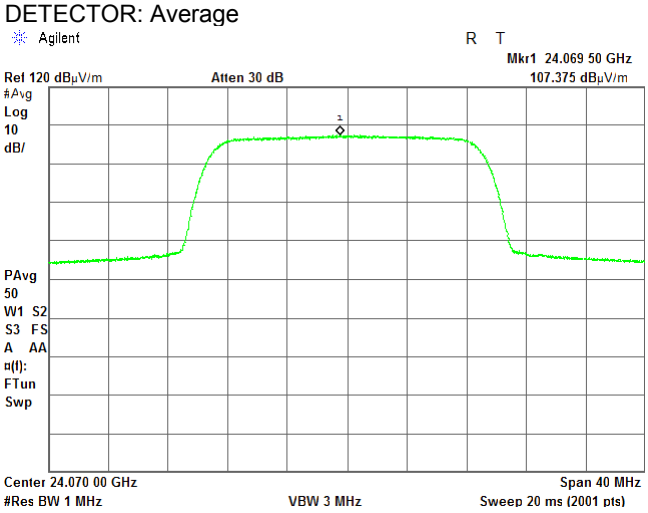

Test specification:	**Section 15.249(a)(d)/RSS-310, section 3.10, Field strength of emissions**		
Test procedure:	ANSI C63.10 sections 6.5, 6.6		
Test mode:	Compliance	**Verdict:**	PASS
Date(s):	25-Aug-17 - 21-Feb-18		
Temperature: 24.3 ºC	**Relative Humidity:** 48 %	**Air Pressure:** 1011 hPa	**Power:** -48 VDC
Remarks: EUT with 37.1 dBi antenna gain			

Plot 7.2.8 Radiated emission measurements at the fundamental frequency

TEST SITE: OATS
TEST DISTANCE: 3 m
ANTENNA POLARIZATION: Horizontal
EUT POSITION: Typical (Vertical)
EMISSION BANDWIDTH: 20 MHz
MODULATION: QPSK
CARRIER FREQUENCY: Mid
DETECTOR: Peak

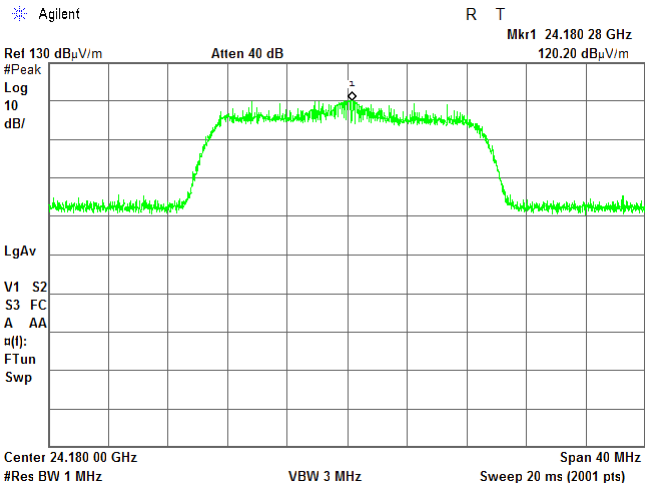

DETECTOR: Average

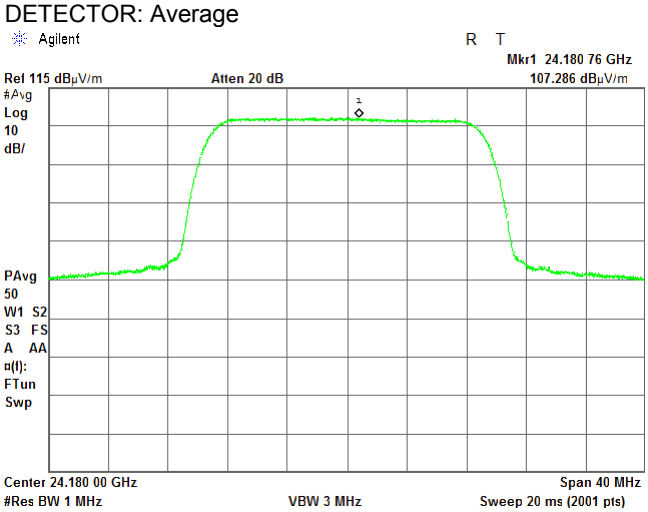

CARRIER FREQUENCY: High
DETECTOR: Peak

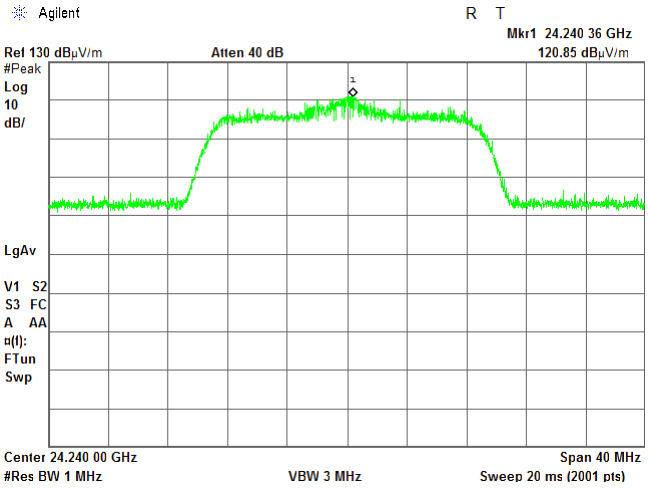

DETECTOR: Average

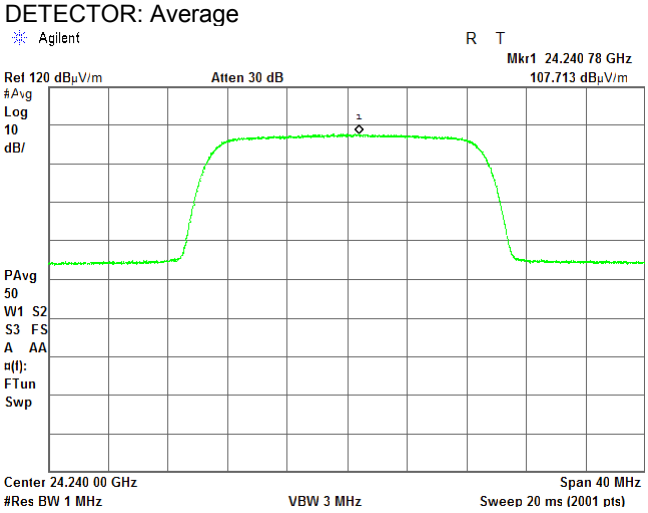

Test specification:	**Section 15.249(a)(d)/RSS-310, section 3.10, Field strength of emissions**		
Test procedure:	ANSI C63.10 sections 6.5, 6.6		
Test mode:	Compliance	**Verdict:**	PASS
Date(s):	25-Aug-17 - 21-Feb-18		
Temperature: 24.3 ºC	**Relative Humidity:** 48 %	**Air Pressure:** 1011 hPa	**Power:** -48 VDC
Remarks: EUT with 37.1 dBi antenna gain			

Plot 7.2.9 Radiated emission measurements at the fundamental frequency

TEST SITE: OATS
TEST DISTANCE: 3 m
ANTENNA POLARIZATION: Vertical
EUT POSITION: Typical (Vertical)
EMISSION BANDWIDTH: 20 MHz
MODULATION: 2048QAM
CARRIER FREQUENCY: Low
DETECTOR: Peak

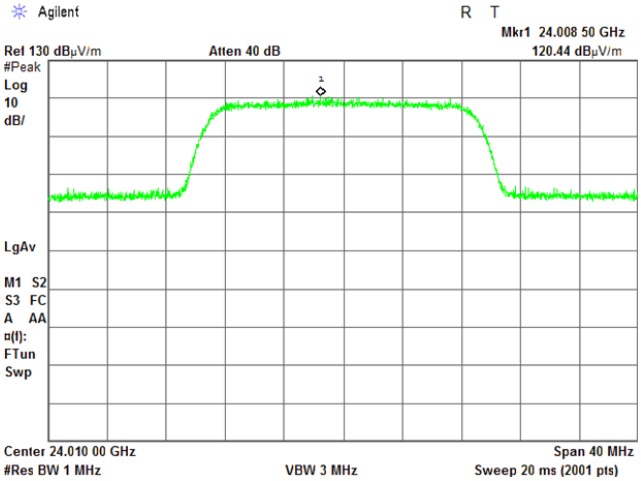

DETECTOR: Average

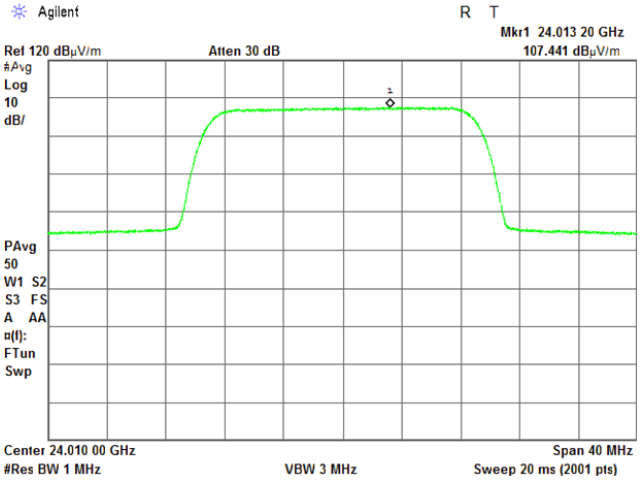

CARRIER FREQUENCY: Mid
DETECTOR: Peak

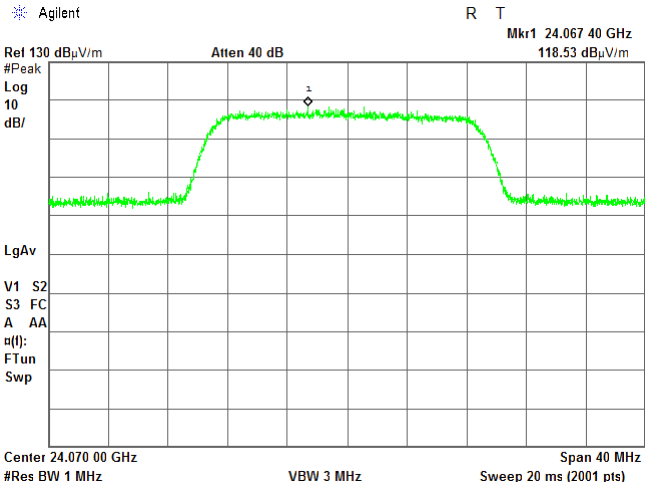

DETECTOR: Average

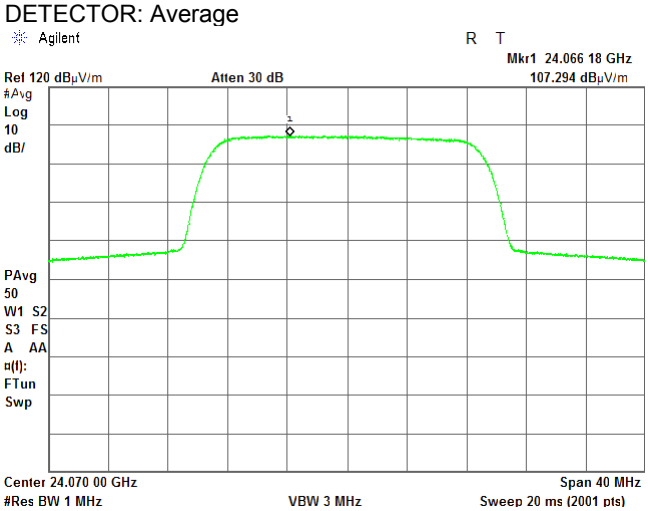

Test specification:	**Section 15.249(a)(d)/RSS-310, section 3.10, Field strength of emissions**		
Test procedure:	ANSI C63.10 sections 6.5, 6.6		
Test mode:	Compliance	**Verdict:**	PASS
Date(s):	25-Aug-17 - 21-Feb-18		
Temperature: 24.3 ºC	**Relative Humidity:** 48 %	**Air Pressure:** 1011 hPa	**Power:** -48 VDC
Remarks: EUT with 37.1 dBi antenna gain			

Plot 7.2.10 Radiated emission measurements at the fundamental frequency

TEST SITE: OATS
TEST DISTANCE: 3 m
ANTENNA POLARIZATION: Vertical
EUT POSITION: Typical (Vertical)
EMISSION BANDWIDTH: 20 MHz
MODULATION: 2048QAM
CARRIER FREQUENCY: Mid
DETECTOR: Peak

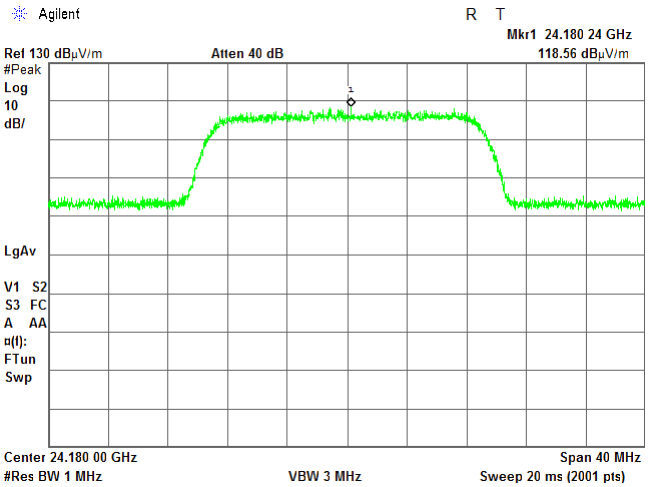

DETECTOR: Average

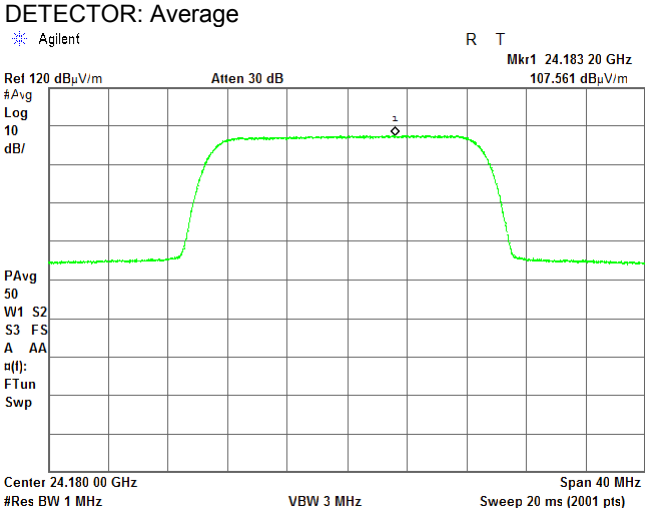

CARRIER FREQUENCY: High
DETECTOR: Peak

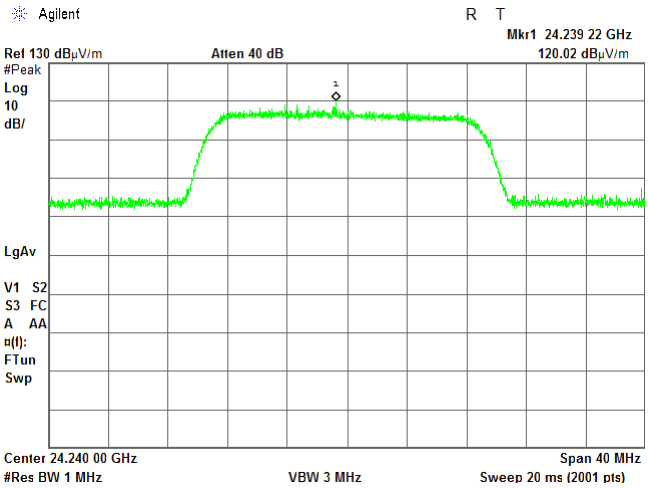

DETECTOR: Average

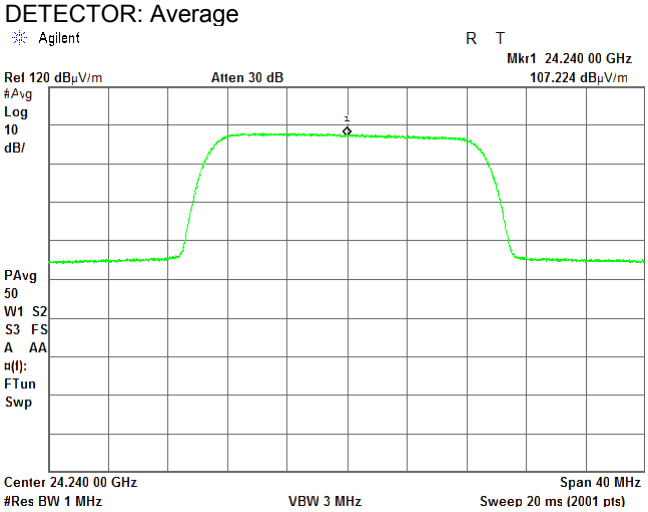

Test specification:	**Section 15.249(a)(d)/RSS-310, section 3.10, Field strength of emissions**		
Test procedure:	ANSI C63.10 sections 6.5, 6.6		
Test mode:	Compliance	**Verdict:**	PASS
Date(s):	25-Aug-17 - 21-Feb-18		
Temperature: 24.3 ºC	**Relative Humidity:** 48 %	**Air Pressure:** 1011 hPa	**Power:** -48 VDC
Remarks: EUT with 37.1 dBi antenna gain			

Plot 7.2.11 Radiated emission measurements at the fundamental frequency

TEST SITE: OATS
TEST DISTANCE: 3 m
ANTENNA POLARIZATION: Horizontal
EUT POSITION: Typical (Vertical)
EMISSION BANDWIDTH: 20 MHz
MODULATION: 2048QAM
CARRIER FREQUENCY: Low
DETECTOR: Peak

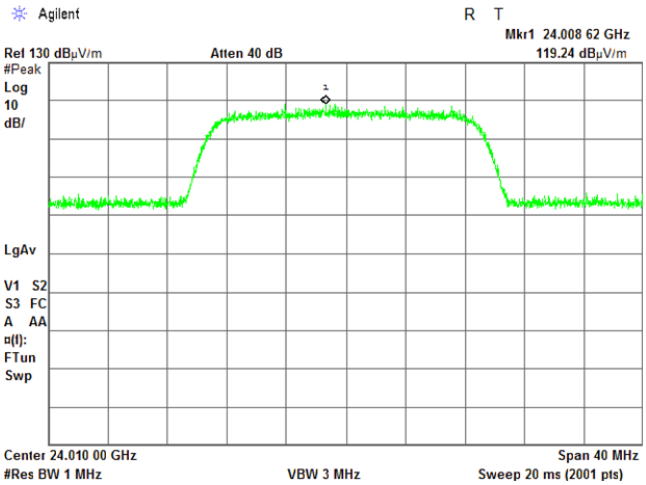

DETECTOR: Average

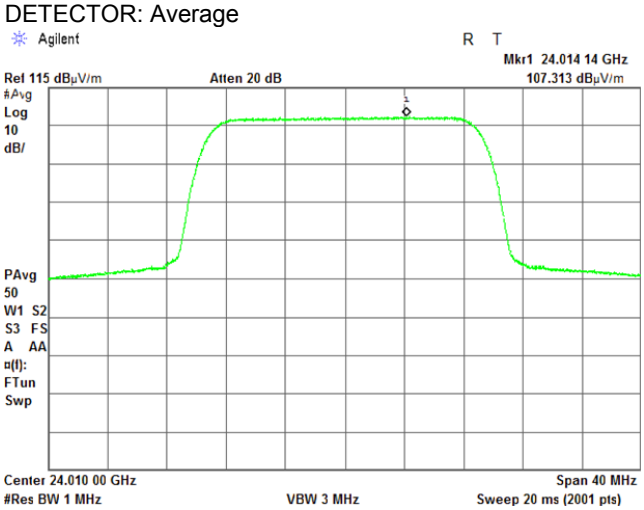

CARRIER FREQUENCY: Mid
DETECTOR: Peak

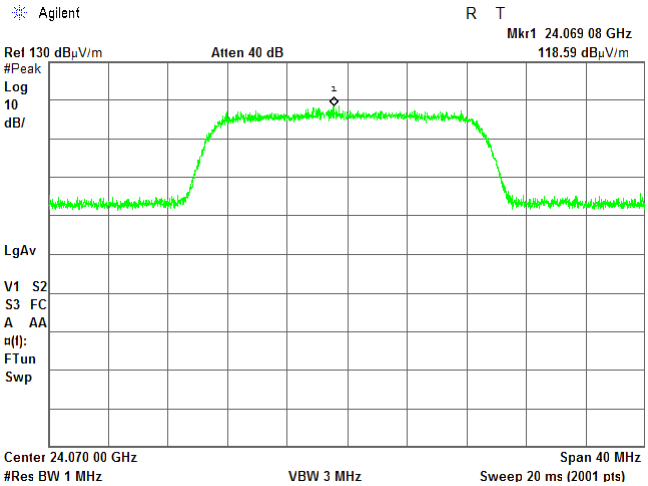

DETECTOR: Average

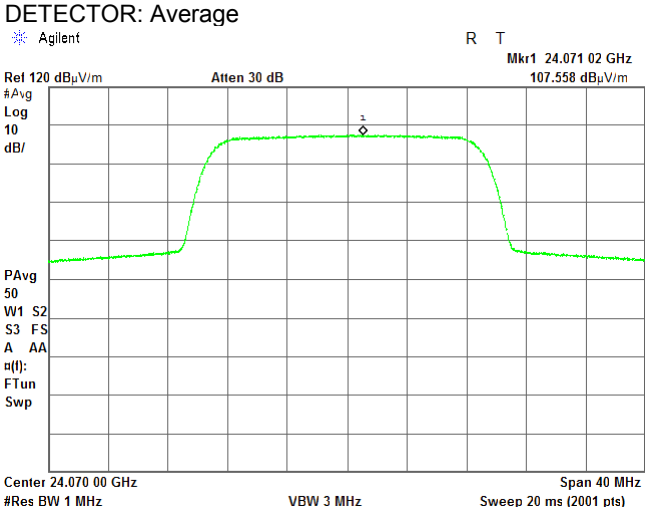

Test specification:	**Section 15.249(a)(d)/RSS-310, section 3.10, Field strength of emissions**		
Test procedure:	ANSI C63.10 sections 6.5, 6.6		
Test mode:	Compliance	**Verdict:**	PASS
Date(s):	25-Aug-17 - 21-Feb-18		
Temperature: 24.3 ºC	**Relative Humidity:** 48 %	**Air Pressure:** 1011 hPa	**Power:** -48 VDC
Remarks: EUT with 37.1 dBi antenna gain			

Plot 7.2.12 Radiated emission measurements at the fundamental frequency

TEST SITE: OATS
TEST DISTANCE: 3 m
ANTENNA POLARIZATION: Horizontal
EUT POSITION: Typical (Vertical)
EMISSION BANDWIDTH: 20 MHz
MODULATION: 2048QAM
CARRIER FREQUENCY: Mid
DETECTOR: Peak

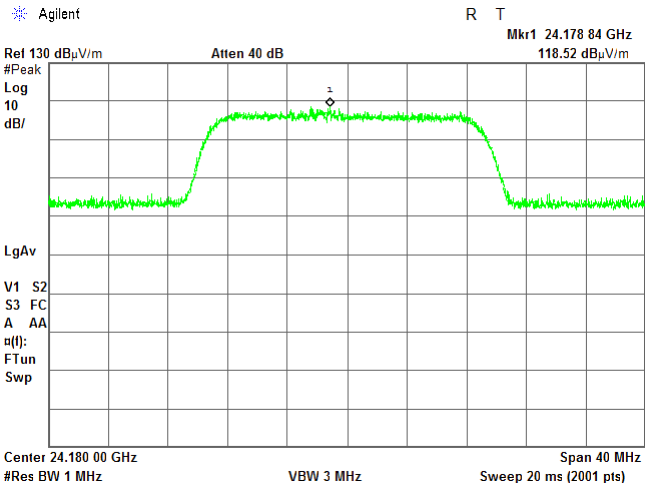

DETECTOR: Average

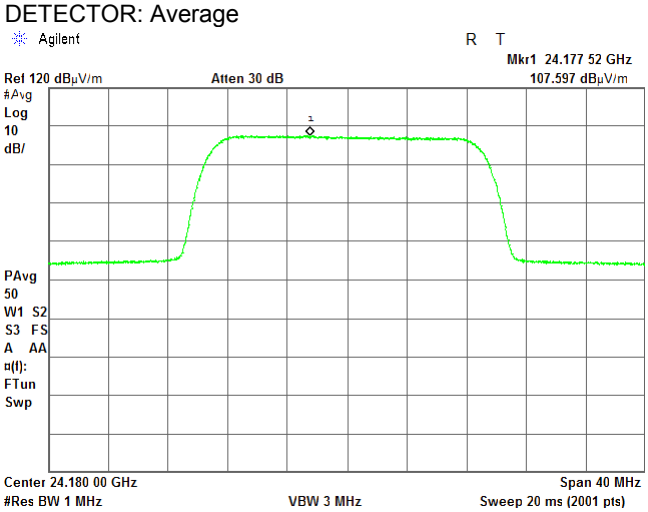

CARRIER FREQUENCY: High
DETECTOR: Peak

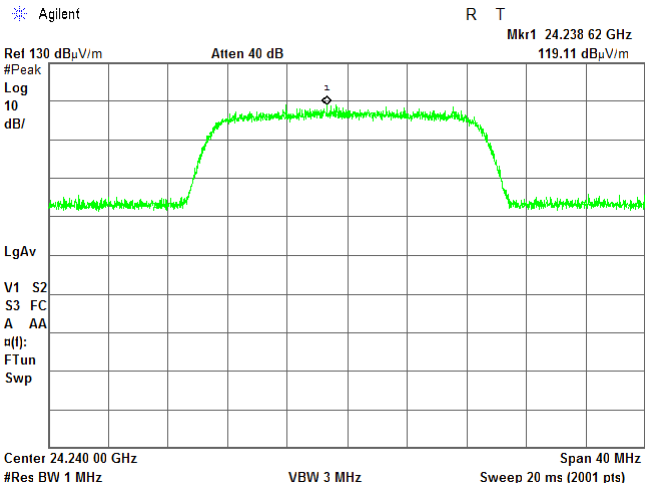

DETECTOR: Average

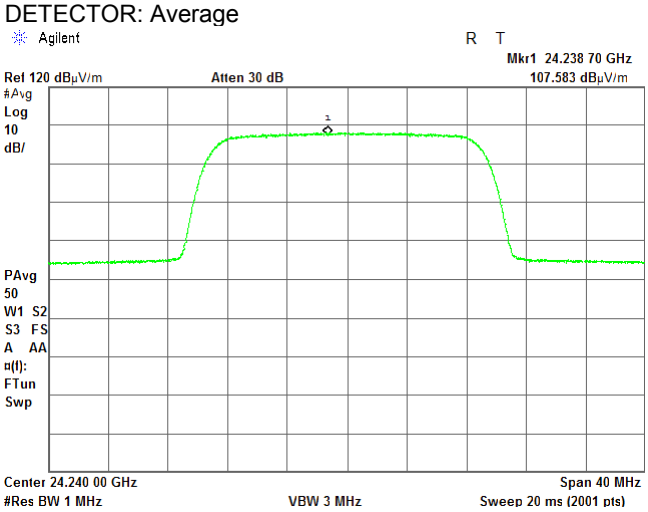

Test specification:	**Section 15.249(a)(d)/RSS-310, section 3.10, Field strength of emissions**		
Test procedure:	ANSI C63.10 sections 6.5, 6.6		
Test mode:	Compliance	**Verdict:**	PASS
Date(s):	25-Aug-17 - 21-Feb-18		
Temperature: 24.3 ºC	**Relative Humidity:** 48 %	**Air Pressure:** 1011 hPa	**Power:** -48 VDC
Remarks: EUT with 37.1 dBi antenna gain			

Plot 7.2.13 Radiated emission measurements at the fundamental frequency

TEST SITE: OATS
TEST DISTANCE: 3 m
ANTENNA POLARIZATION: Vertical
EUT POSITION: Typical (Vertical)
EMISSION BANDWIDTH: 30 MHz
MODULATION: QPSK
CARRIER FREQUENCY: Low
DETECTOR: Peak

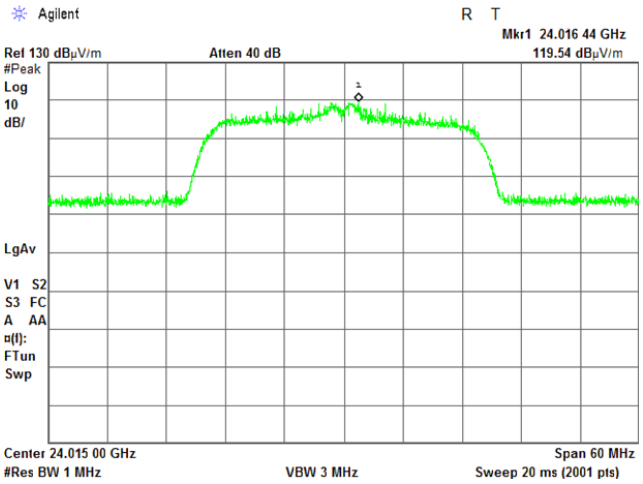

DETECTOR: Average

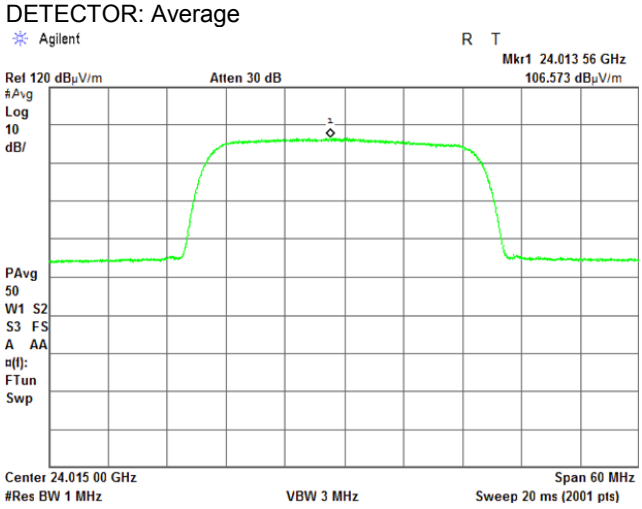

CARRIER FREQUENCY: Mid
DETECTOR: Peak

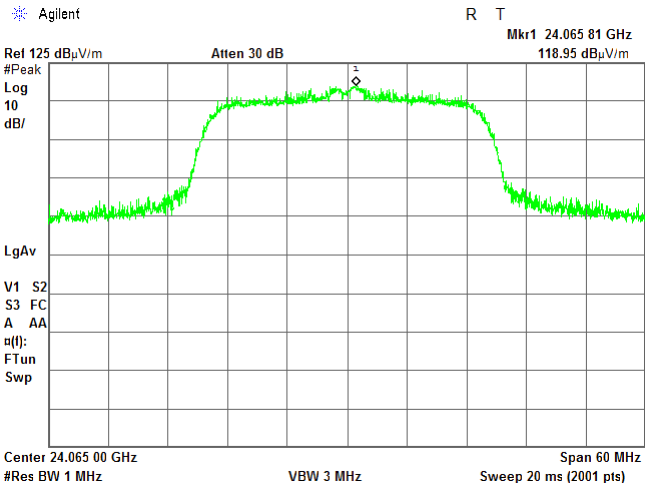

DETECTOR: Average

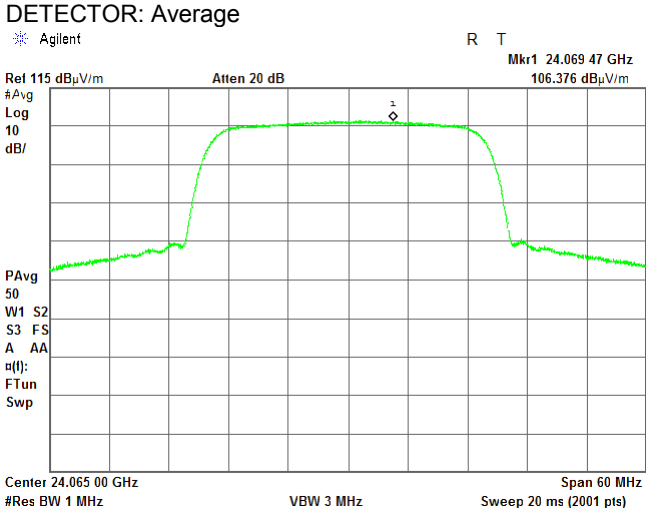

Test specification:	**Section 15.249(a)(d)/RSS-310, section 3.10, Field strength of emissions**		
Test procedure:	ANSI C63.10 sections 6.5, 6.6		
Test mode:	Compliance	**Verdict:**	PASS
Date(s):	25-Aug-17 - 21-Feb-18		
Temperature: 24.3 ºC	**Relative Humidity:** 48 %	**Air Pressure:** 1011 hPa	**Power:** -48 VDC
Remarks: EUT with 37.1 dBi antenna gain			

Plot 7.2.14 Radiated emission measurements at the fundamental frequency

TEST SITE: OATS
TEST DISTANCE: 3 m
ANTENNA POLARIZATION: Vertical
EUT POSITION: Typical (Vertical)
EMISSION BANDWIDTH: 30 MHz
MODULATION: QPSK
CARRIER FREQUENCY: Mid
DETECTOR: Peak

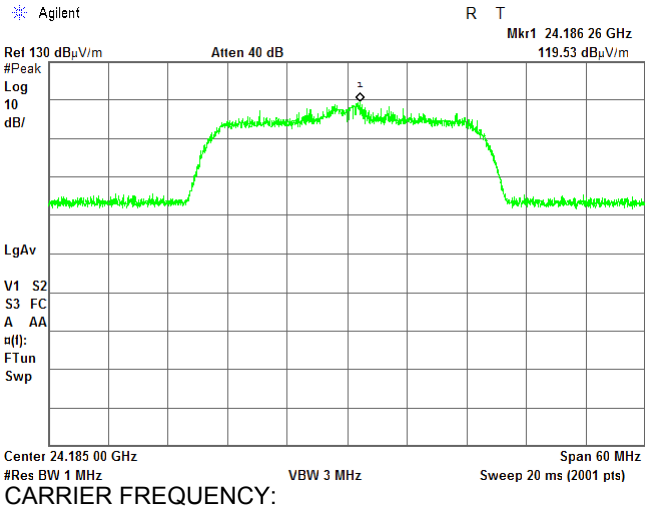

DETECTOR: Average

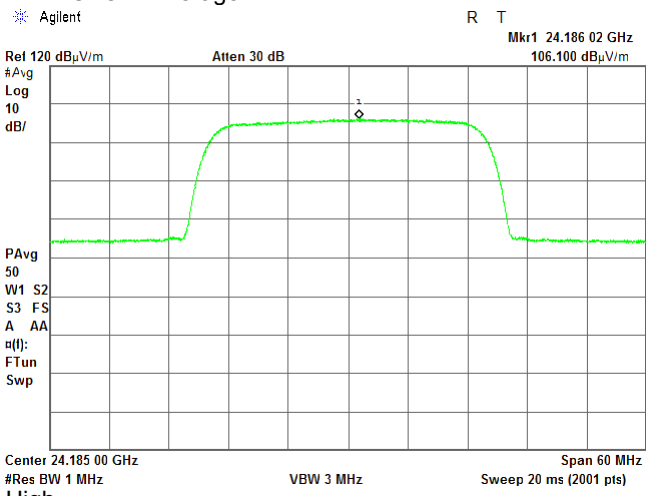

CARRIER FREQUENCY:
DETECTOR: Peak

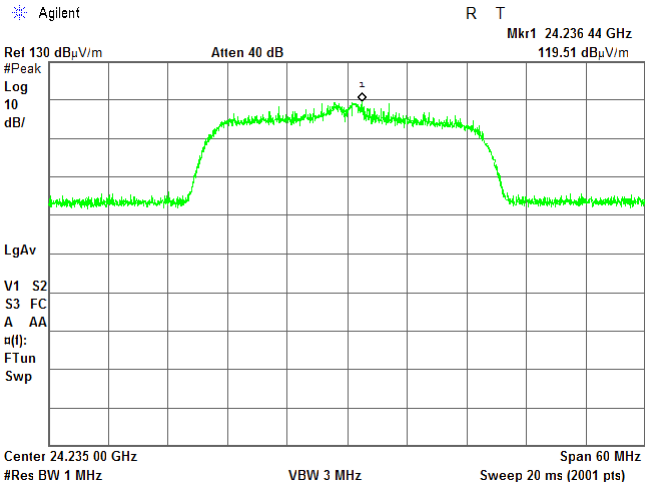

High
DETECTOR: Average

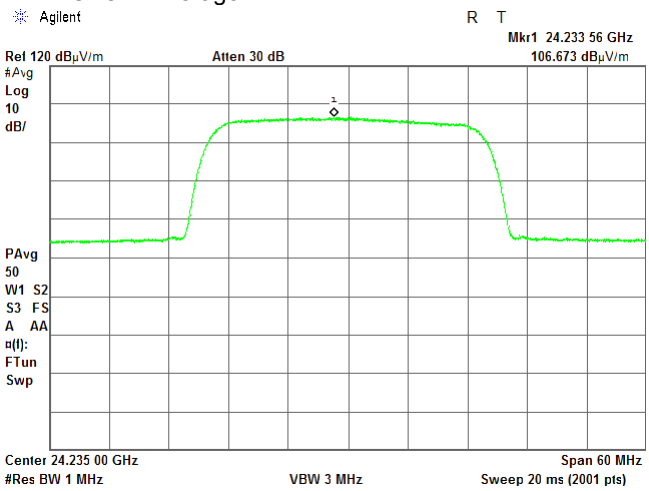

Test specification:	**Section 15.249(a)(d)/RSS-310, section 3.10, Field strength of emissions**		
Test procedure:	ANSI C63.10 sections 6.5, 6.6		
Test mode:	Compliance	**Verdict:**	PASS
Date(s):	25-Aug-17 - 21-Feb-18		
Temperature: 24.3 ºC	**Relative Humidity:** 48 %	**Air Pressure:** 1011 hPa	**Power:** -48 VDC
Remarks: EUT with 37.1 dBi antenna gain			

Plot 7.2.15 Radiated emission measurements at the fundamental frequency

TEST SITE: OATS
TEST DISTANCE: 3 m
ANTENNA POLARIZATION: Horizontal
EUT POSITION: Typical (Vertical)
EMISSION BANDWIDTH: 30 MHz
MODULATION: QPSK
CARRIER FREQUENCY: Low
DETECTOR: Peak

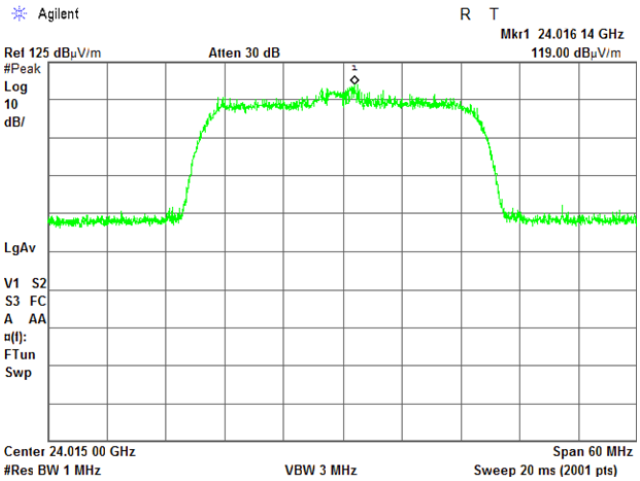

DETECTOR: Average

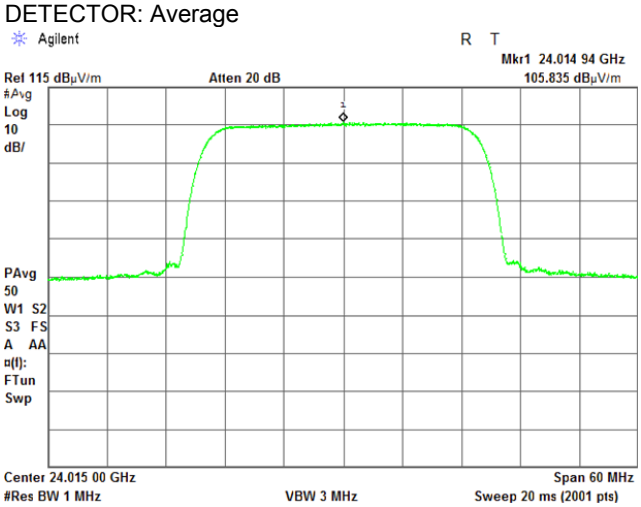

CARRIER FREQUENCY: Mid
DETECTOR: Peak

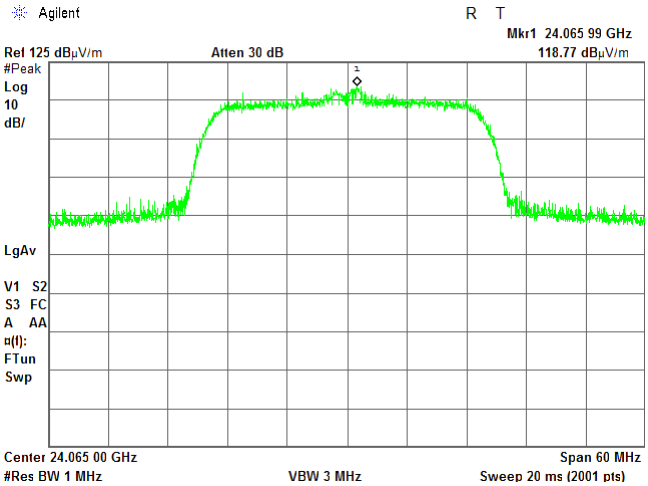

DETECTOR: Average

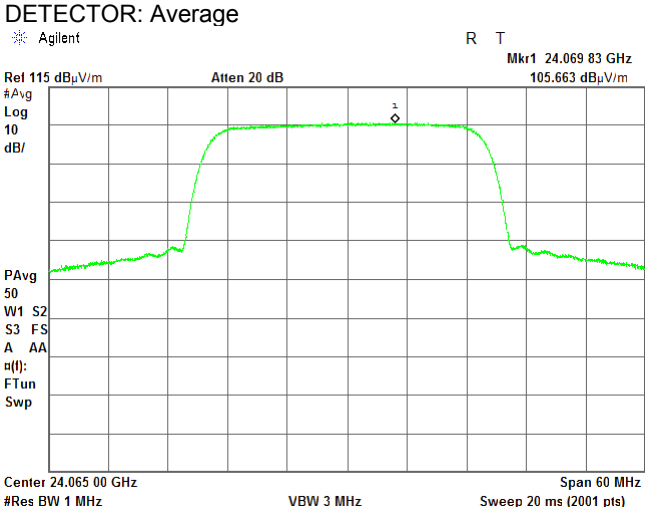

Test specification:	**Section 15.249(a)(d)/RSS-310, section 3.10, Field strength of emissions**		
Test procedure:	ANSI C63.10 sections 6.5, 6.6		
Test mode:	Compliance	**Verdict:**	PASS
Date(s):	25-Aug-17 - 21-Feb-18		
Temperature: 24.3 ºC	**Relative Humidity:** 48 %	**Air Pressure:** 1011 hPa	**Power:** -48 VDC
Remarks: EUT with 37.1 dBi antenna gain			

Plot 7.2.16 Radiated emission measurements at the fundamental frequency

TEST SITE: OATS
TEST DISTANCE: 3 m
ANTENNA POLARIZATION: Horizontal
EUT POSITION: Typical (Vertical)
EMISSION BANDWIDTH: 30 MHz
MODULATION: QPSK
CARRIER FREQUENCY: Mid
DETECTOR: Peak

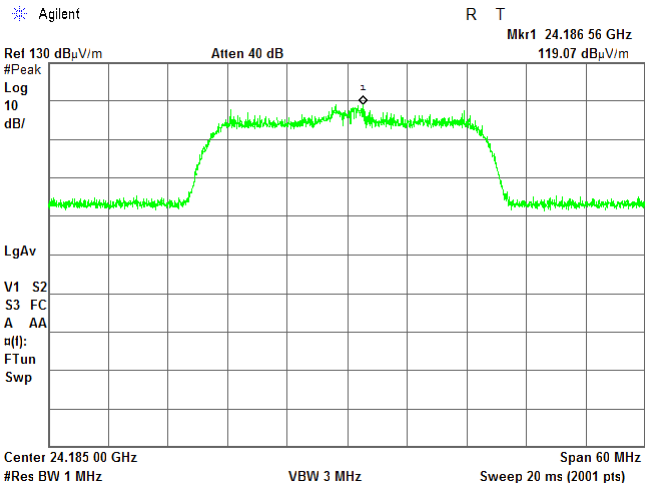

DETECTOR: Average

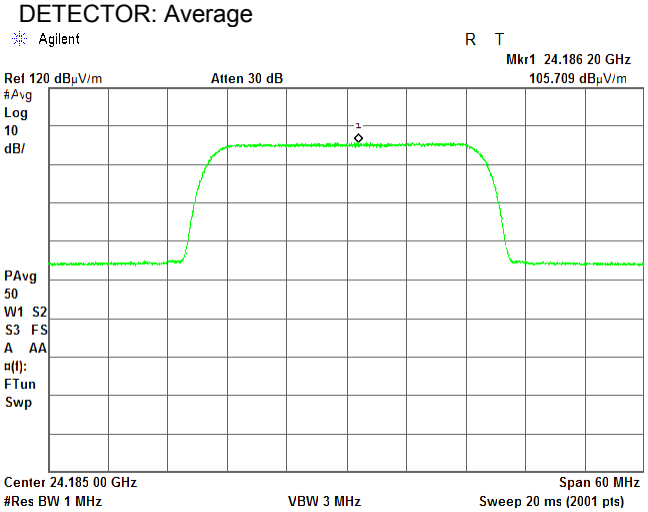

CARRIER FREQUENCY: High
DETECTOR: Peak

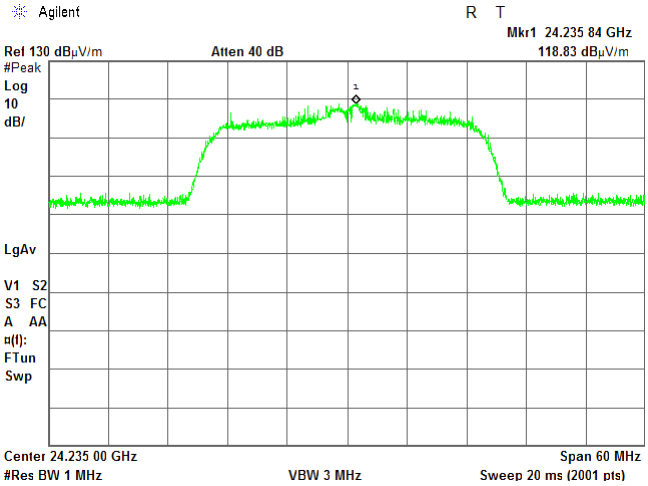

DETECTOR: Average

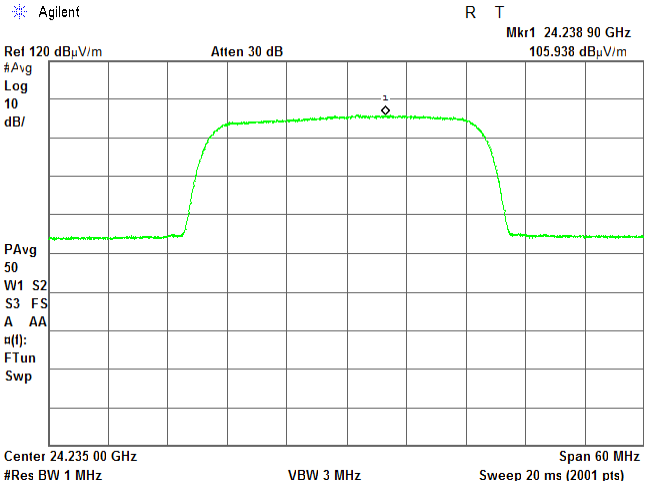

Test specification:	**Section 15.249(a)(d)/RSS-310, section 3.10, Field strength of emissions**		
Test procedure:	ANSI C63.10 sections 6.5, 6.6		
Test mode:	Compliance	**Verdict:**	PASS
Date(s):	25-Aug-17 - 21-Feb-18		
Temperature: 24.3 ºC	**Relative Humidity:** 48 %	**Air Pressure:** 1011 hPa	**Power:** -48 VDC
Remarks: EUT with 37.1 dBi antenna gain			

Plot 7.2.17 Radiated emission measurements at the fundamental frequency

TEST SITE: OATS
TEST DISTANCE: 3 m
ANTENNA POLARIZATION: Vertical
EUT POSITION: Typical (Vertical)
EMISSION BANDWIDTH: 30 MHz
MODULATION: 2048QAM
CARRIER FREQUENCY: Low
DETECTOR: Peak

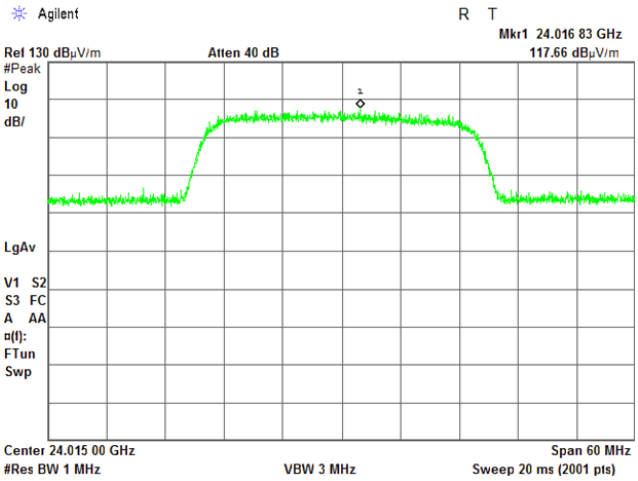

DETECTOR: Average

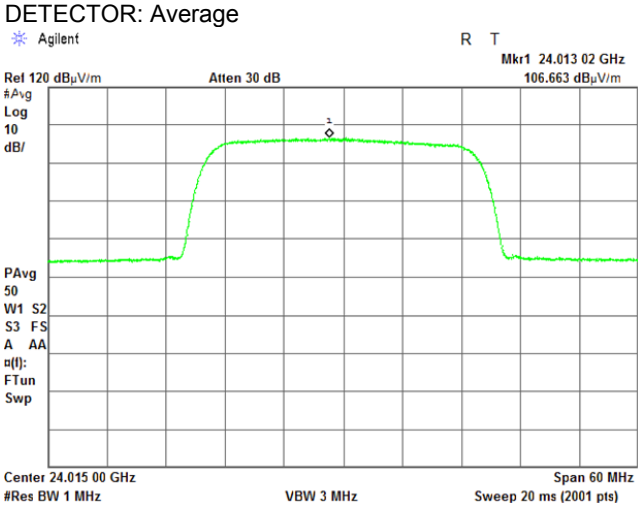

CARRIER FREQUENCY: Mid
DETECTOR: Peak

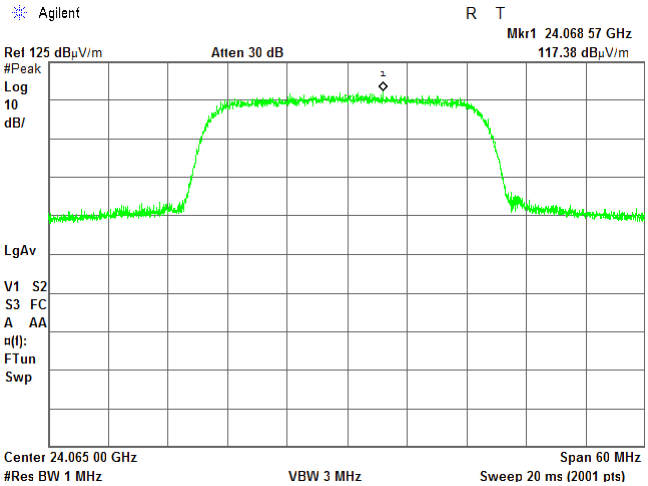

DETECTOR: Average

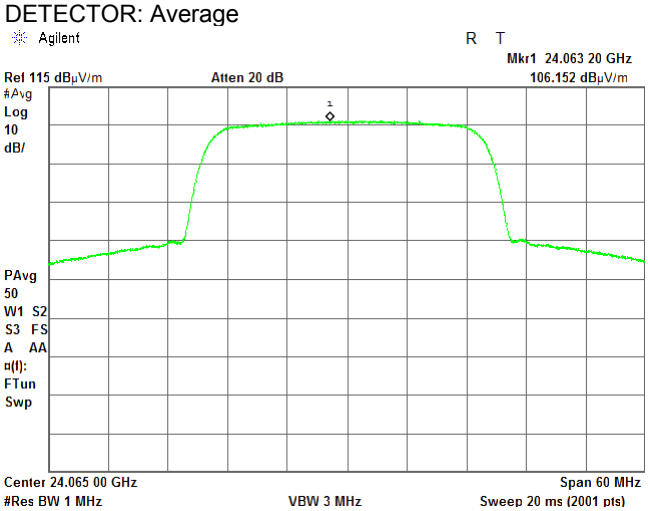

Test specification:	**Section 15.249(a)(d)/RSS-310, section 3.10, Field strength of emissions**		
Test procedure:	ANSI C63.10 sections 6.5, 6.6		
Test mode:	Compliance	**Verdict:**	PASS
Date(s):	25-Aug-17 - 21-Feb-18		
Temperature: 24.3 ºC	**Relative Humidity:** 48 %	**Air Pressure:** 1011 hPa	**Power:** -48 VDC
Remarks: EUT with 37.1 dBi antenna gain			

Plot 7.2.18 Radiated emission measurements at the fundamental frequency

TEST SITE: OATS
TEST DISTANCE: 3 m
ANTENNA POLARIZATION: Vertical
EUT POSITION: Typical (Vertical)
EMISSION BANDWIDTH: 30 MHz
MODULATION: 2048QAM
CARRIER FREQUENCY: Mid
DETECTOR: Peak

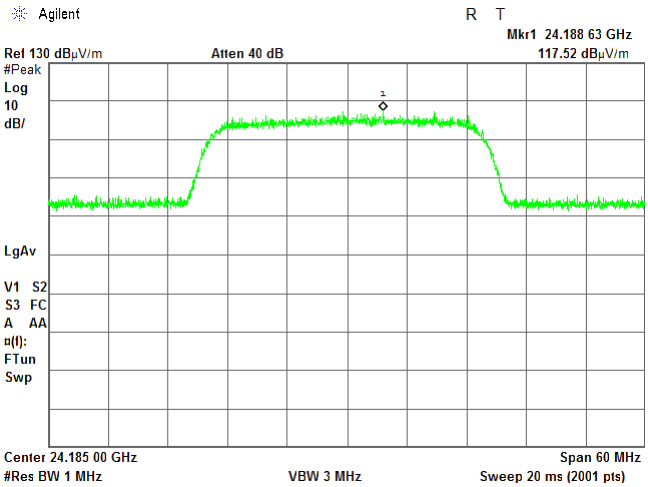

DETECTOR: Average

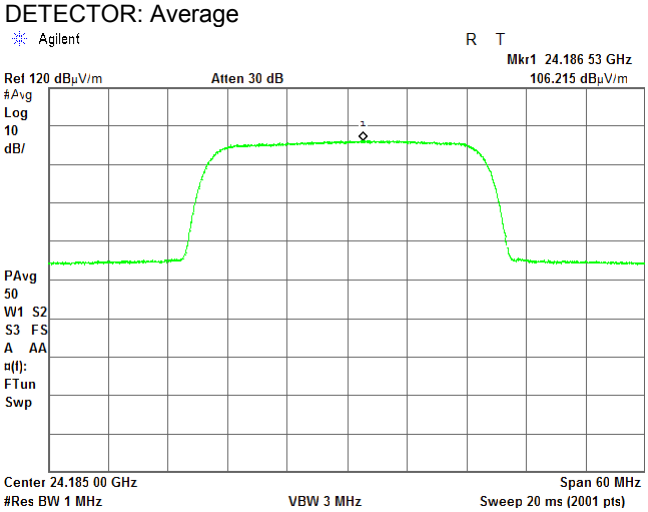

CARRIER FREQUENCY: High
DETECTOR: Peak

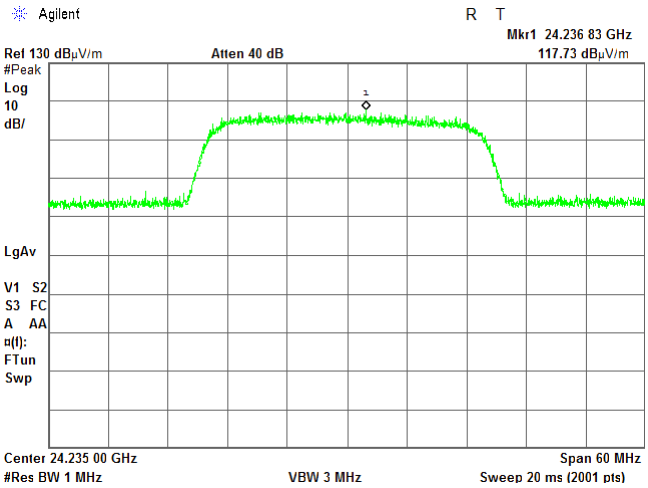

DETECTOR: Average

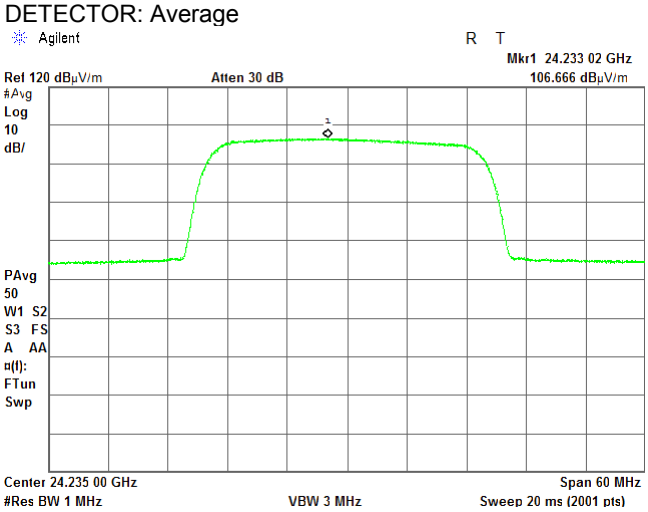

Test specification:	**Section 15.249(a)(d)/RSS-310, section 3.10, Field strength of emissions**		
Test procedure:	ANSI C63.10 sections 6.5, 6.6		
Test mode:	Compliance	**Verdict:**	PASS
Date(s):	25-Aug-17 - 21-Feb-18		
Temperature: 24.3 ºC	**Relative Humidity:** 48 %	**Air Pressure:** 1011 hPa	**Power:** -48 VDC
Remarks: EUT with 37.1 dBi antenna gain			

Plot 7.2.19 Radiated emission measurements at the fundamental frequency

TEST SITE: OATS
TEST DISTANCE: 3 m
ANTENNA POLARIZATION: Horizontal
EUT POSITION: Typical (Vertical)
EMISSION BANDWIDTH: 30 MHz
MODULATION: 2048QAM
CARRIER FREQUENCY: Low
DETECTOR: Peak

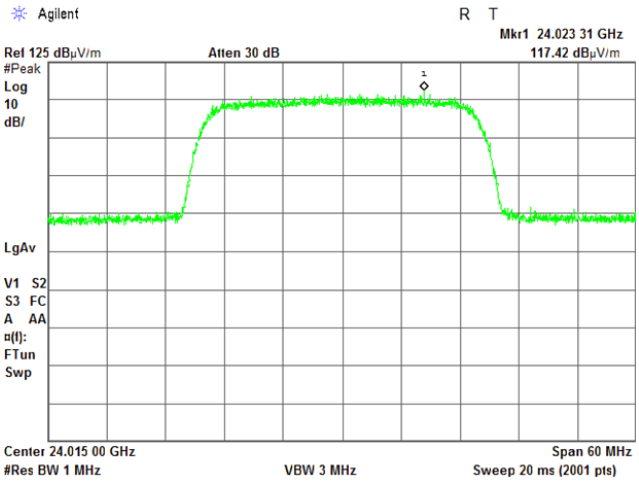

DETECTOR: Average

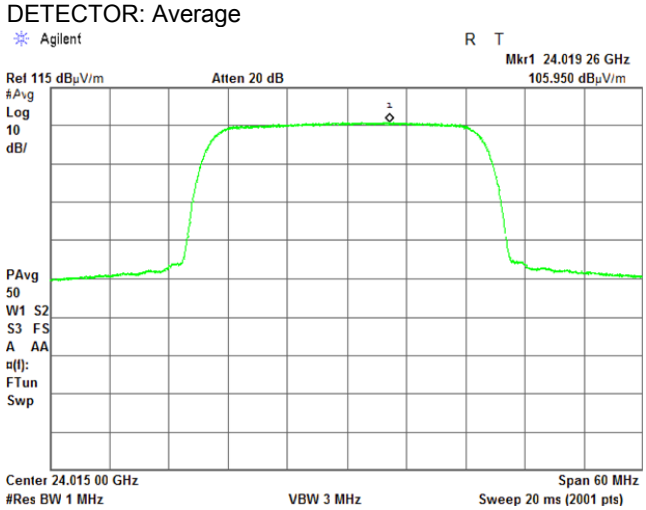

CARRIER FREQUENCY: Mid
DETECTOR: Peak

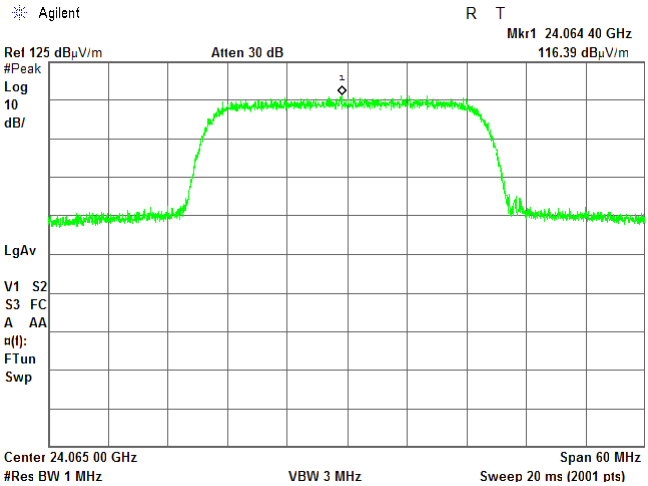

DETECTOR: Average

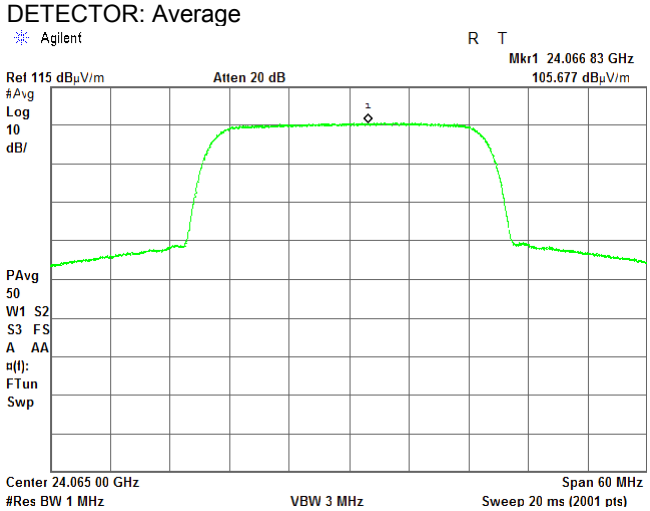

Test specification:	**Section 15.249(a)(d)/RSS-310, section 3.10, Field strength of emissions**		
Test procedure:	ANSI C63.10 sections 6.5, 6.6		
Test mode:	Compliance	**Verdict:**	PASS
Date(s):	25-Aug-17 - 21-Feb-18		
Temperature: 24.3 ºC	**Relative Humidity:** 48 %	**Air Pressure:** 1011 hPa	**Power:** -48 VDC
Remarks: EUT with 37.1 dBi antenna gain			

Plot 7.2.20 Radiated emission measurements at the fundamental frequency

TEST SITE: OATS
TEST DISTANCE: 3 m
ANTENNA POLARIZATION: Horizontal
EUT POSITION: Typical (Vertical)
EMISSION BANDWIDTH: 30 MHz
MODULATION: 2048QAM
CARRIER FREQUENCY: Mid
DETECTOR: Peak

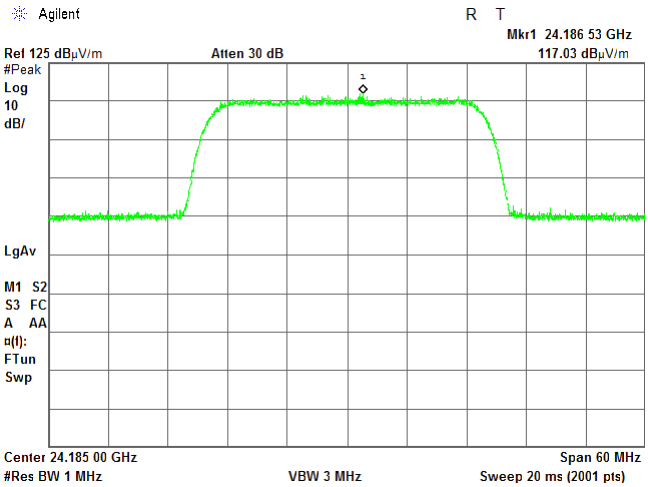

DETECTOR: Average

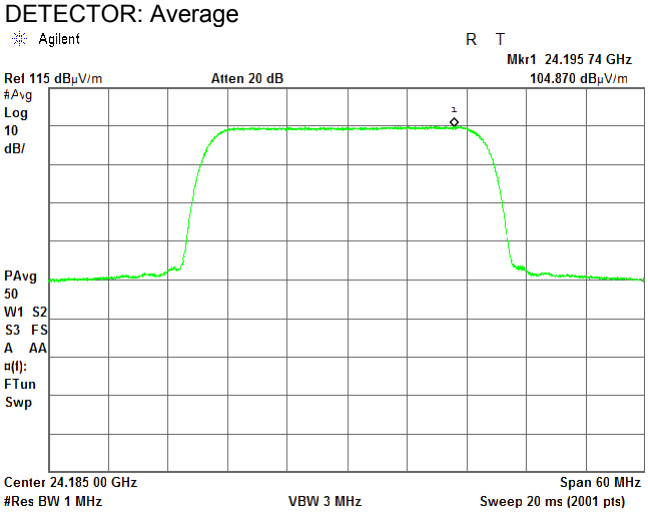

CARRIER FREQUENCY: High
DETECTOR: Peak

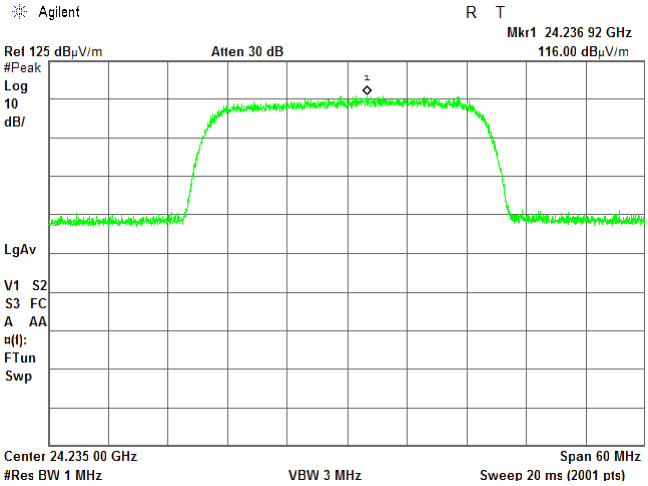

DETECTOR: Average

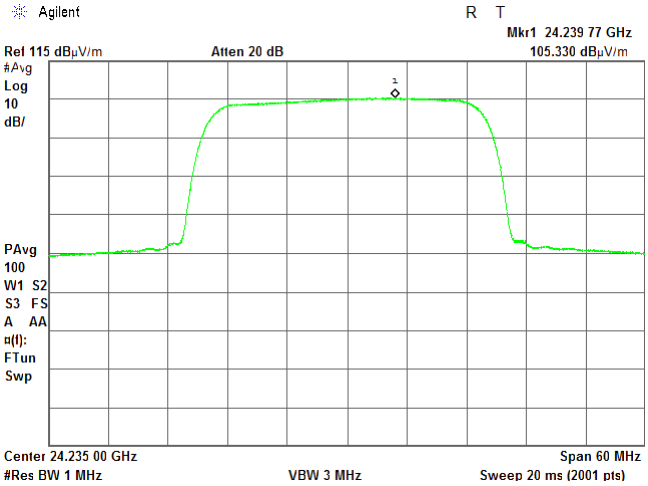

Test specification:	**Section 15.249(a)(d)/RSS-310, section 3.10, Field strength of emissions**		
Test procedure:	ANSI C63.10 sections 6.5, 6.6		
Test mode:	Compliance	**Verdict:**	PASS
Date(s):	25-Aug-17 - 21-Feb-18		
Temperature: 24.3 ºC	**Relative Humidity:** 48 %	**Air Pressure:** 1011 hPa	**Power:** -48 VDC
Remarks: EUT with 37.1 dBi antenna gain			

Plot 7.2.21 Radiated emission measurements at the fundamental frequency

TEST SITE: OATS
TEST DISTANCE: 3 m
ANTENNA POLARIZATION: Vertical
EUT POSITION: Typical (Vertical)
EMISSION BANDWIDTH: 40 MHz
MODULATION: QPSK
CARRIER FREQUENCY: Low
DETECTOR: Peak

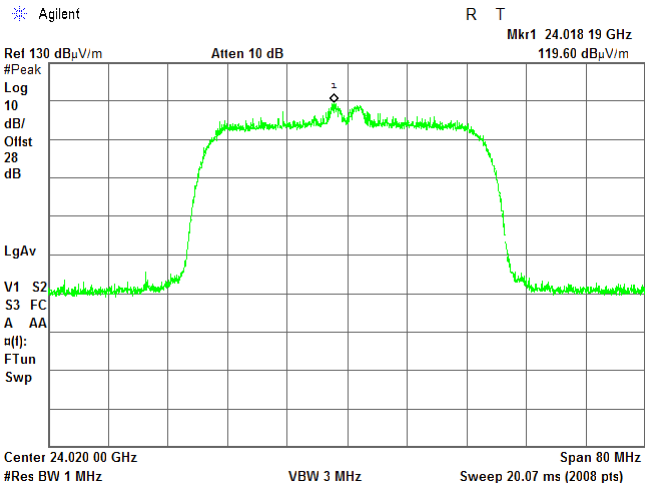

DETECTOR: Average

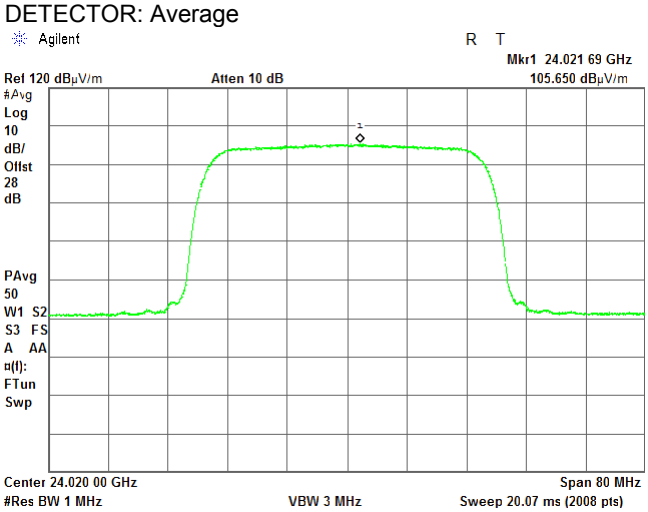

CARRIER FREQUENCY: Mid
DETECTOR: Peak

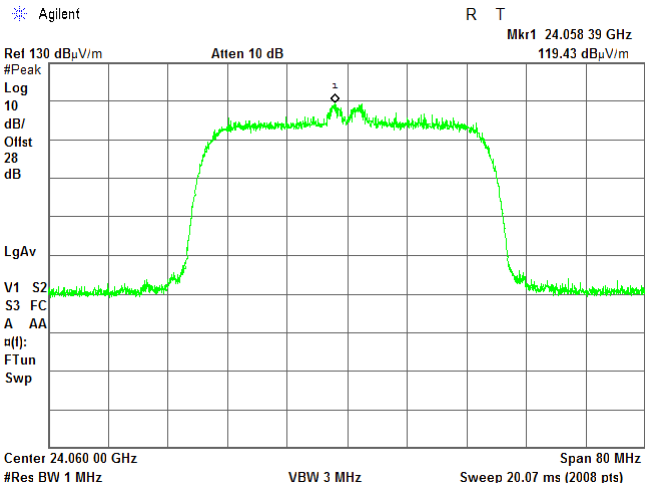

DETECTOR: Average

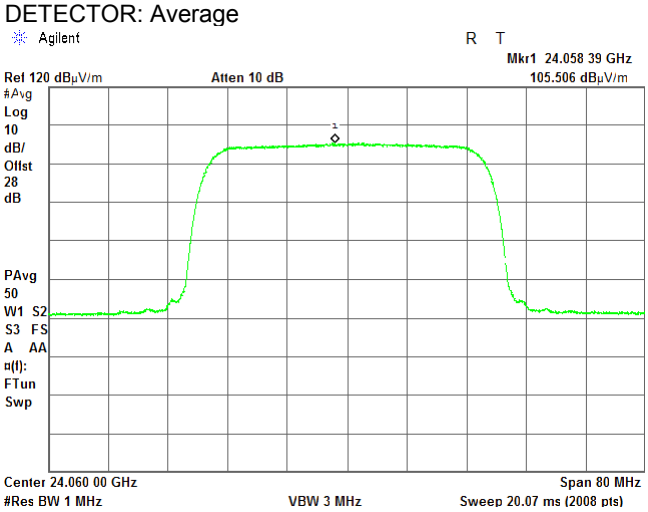

Test specification:	**Section 15.249(a)(d)/RSS-310, section 3.10, Field strength of emissions**		
Test procedure:	ANSI C63.10 sections 6.5, 6.6		
Test mode:	Compliance	**Verdict:**	PASS
Date(s):	25-Aug-17 - 21-Feb-18		
Temperature: 24.3 ºC	**Relative Humidity:** 48 %	**Air Pressure:** 1011 hPa	**Power:** -48 VDC
Remarks: EUT with 37.1 dBi antenna gain			

Plot 7.2.22 Radiated emission measurements at the fundamental frequency

TEST SITE: OATS
TEST DISTANCE: 3 m
ANTENNA POLARIZATION: Vertical
EUT POSITION: Typical (Vertical)
EMISSION BANDWIDTH: 40 MHz
MODULATION: QPSK
CARRIER FREQUENCY: Mid
DETECTOR: Peak

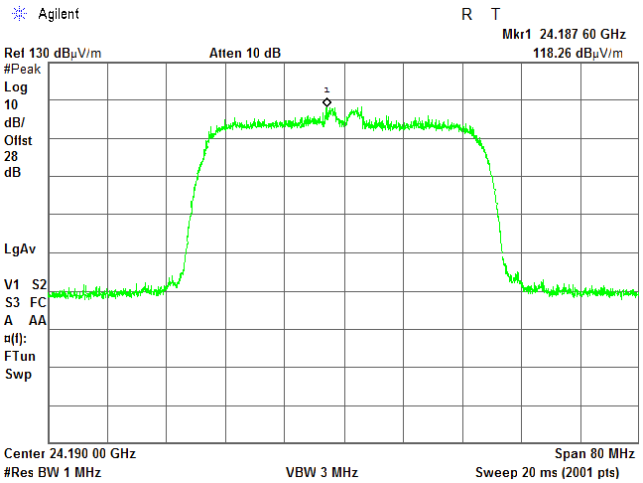

DETECTOR: Average

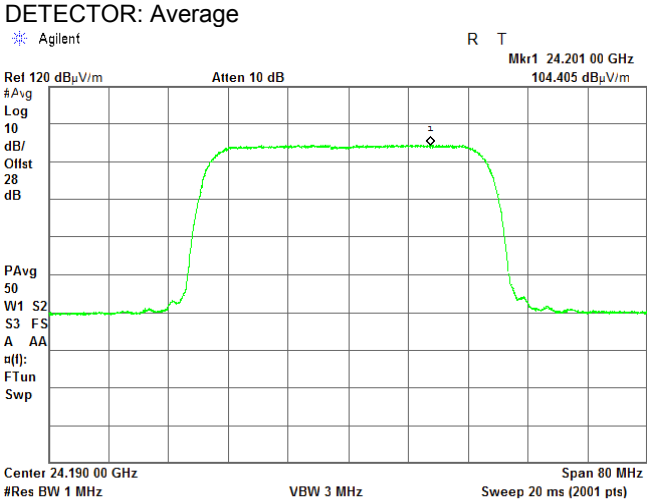

CARRIER FREQUENCY: High
DETECTOR: Peak

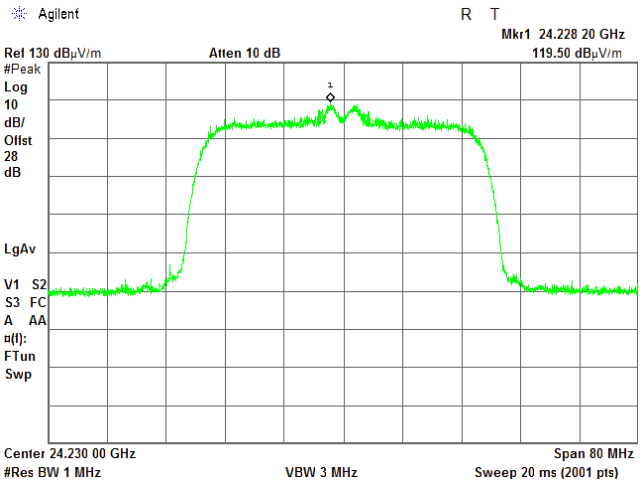

DETECTOR: Average

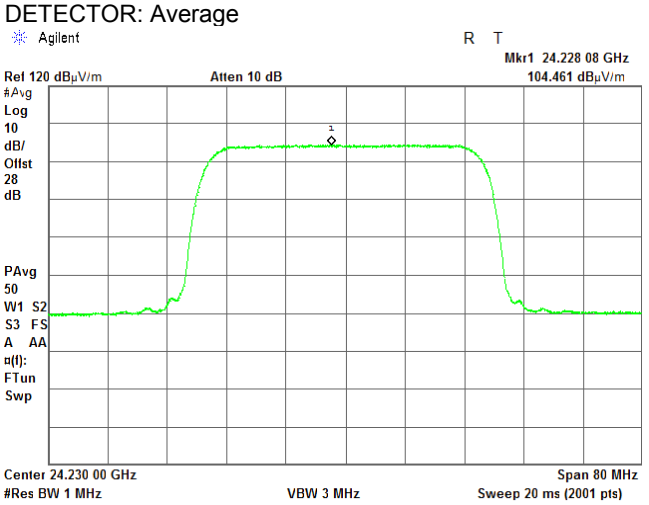

Test specification:	**Section 15.249(a)(d)/RSS-310, section 3.10, Field strength of emissions**		
Test procedure:	ANSI C63.10 sections 6.5, 6.6		
Test mode:	Compliance	**Verdict:**	PASS
Date(s):	25-Aug-17 - 21-Feb-18		
Temperature: 24.3 ºC	**Relative Humidity:** 48 %	**Air Pressure:** 1011 hPa	**Power:** -48 VDC
Remarks: EUT with 37.1 dBi antenna gain			

Plot 7.2.23 Radiated emission measurements at the fundamental frequency

TEST SITE: OATS
TEST DISTANCE: 3 m
ANTENNA POLARIZATION: Horizontal
EUT POSITION: Typical (Vertical)
EMISSION BANDWIDTH: 40 MHz
MODULATION: QPSK
CARRIER FREQUENCY: Low
DETECTOR: Peak

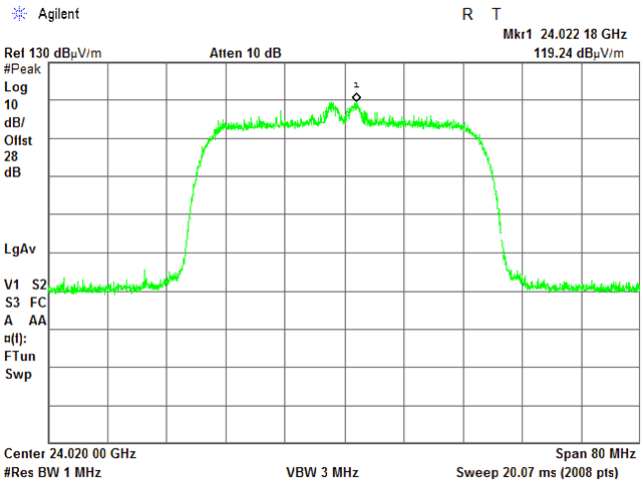

DETECTOR: Average

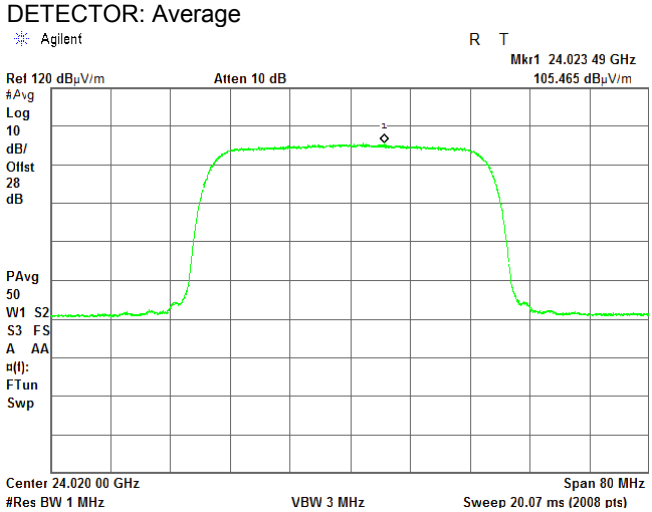

CARRIER FREQUENCY: Mid
DETECTOR: Peak

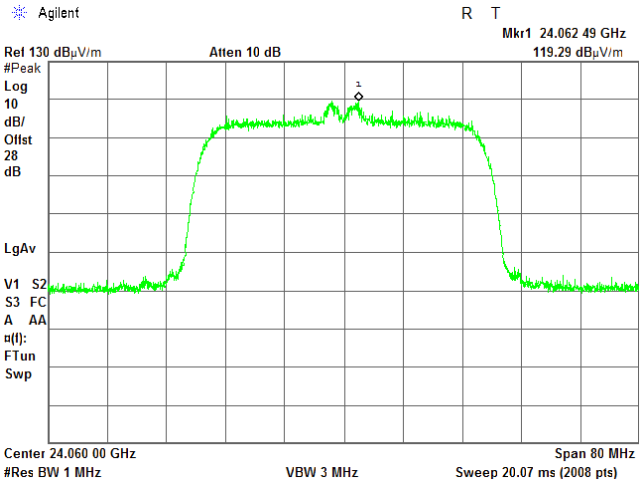

DETECTOR: Average

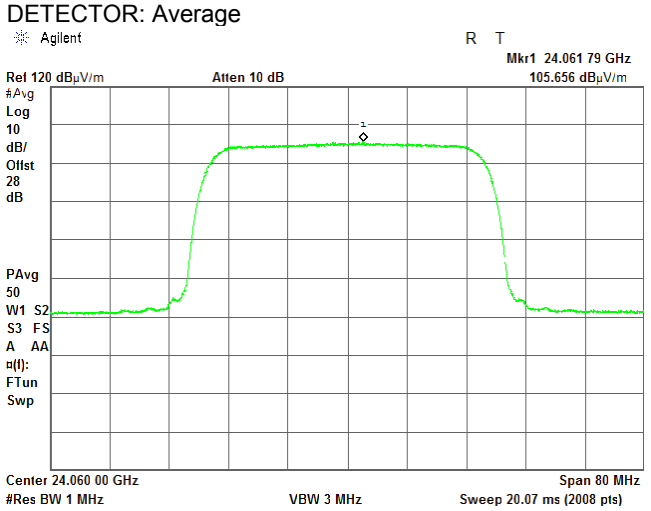

Test specification:	**Section 15.249(a)(d)/RSS-310, section 3.10, Field strength of emissions**		
Test procedure:	ANSI C63.10 sections 6.5, 6.6		
Test mode:	Compliance	**Verdict:**	PASS
Date(s):	25-Aug-17 - 21-Feb-18		
Temperature: 24.3 ºC	**Relative Humidity:** 48 %	**Air Pressure:** 1011 hPa	**Power:** -48 VDC
Remarks: EUT with 37.1 dBi antenna gain			

Plot 7.2.24 Radiated emission measurements at the fundamental frequency

TEST SITE: OATS
TEST DISTANCE: 3 m
ANTENNA POLARIZATION: Horizontal
EUT POSITION: Typical (Vertical)
EMISSION BANDWIDTH: 40 MHz
MODULATION: QPSK
CARRIER FREQUENCY: Mid
DETECTOR: Peak

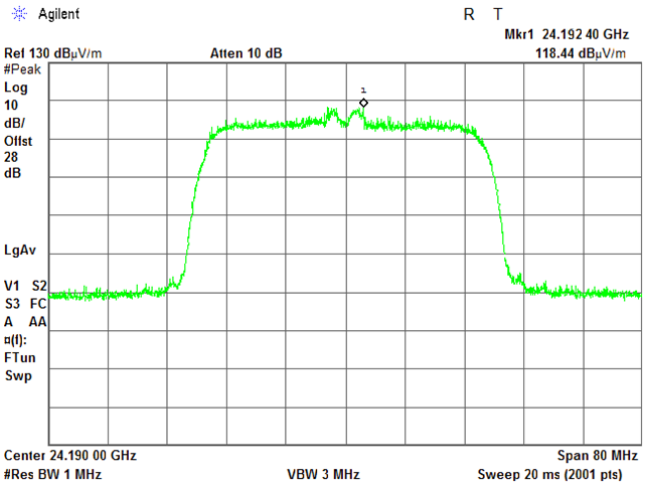

DETECTOR: Average

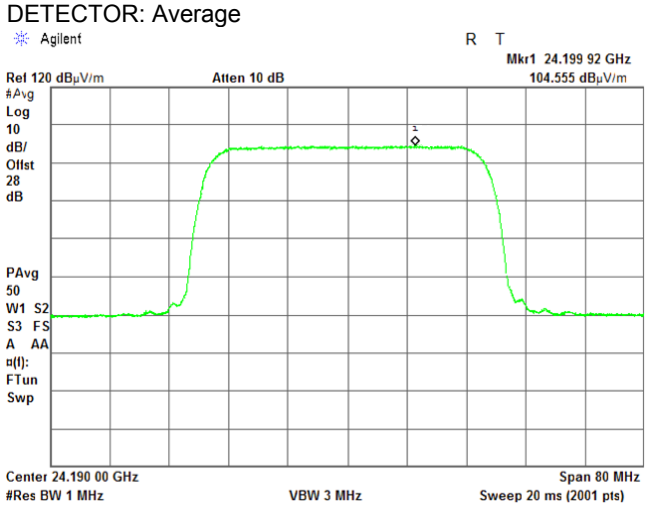

CARRIER FREQUENCY: High
DETECTOR: Peak

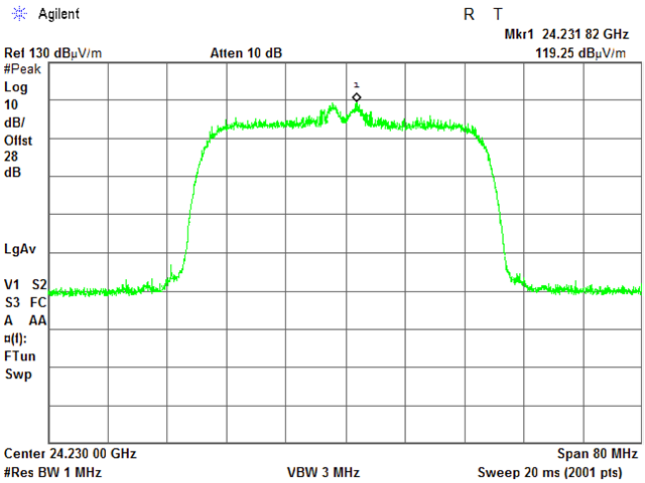

DETECTOR: Average

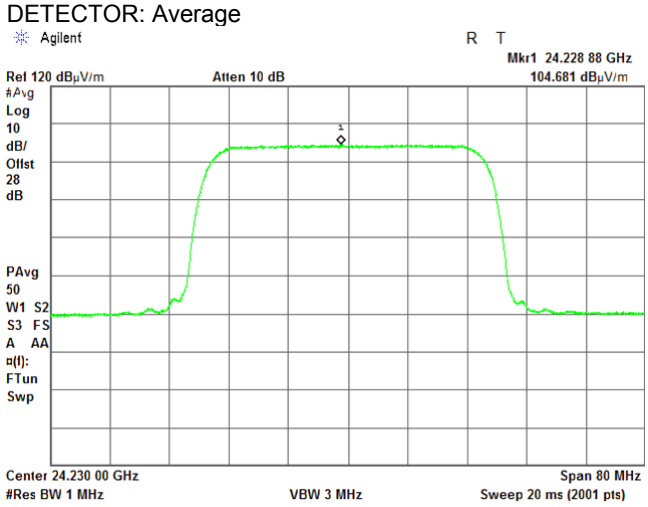

Test specification:	**Section 15.249(a)(d)/RSS-310, section 3.10, Field strength of emissions**		
Test procedure:	ANSI C63.10 sections 6.5, 6.6		
Test mode:	Compliance	**Verdict:**	PASS
Date(s):	25-Aug-17 - 21-Feb-18		
Temperature: 24.3 ºC	**Relative Humidity:** 48 %	**Air Pressure:** 1011 hPa	**Power:** -48 VDC
Remarks: EUT with 37.1 dBi antenna gain			

Plot 7.2.25 Radiated emission measurements at the fundamental frequency

TEST SITE: OATS
TEST DISTANCE: 3 m
ANTENNA POLARIZATION: Vertical
EUT POSITION: Typical (Vertical)
EMISSION BANDWIDTH: 40 MHz 2048QAM
CARRIER FREQUENCY: Low
DETECTOR: Peak

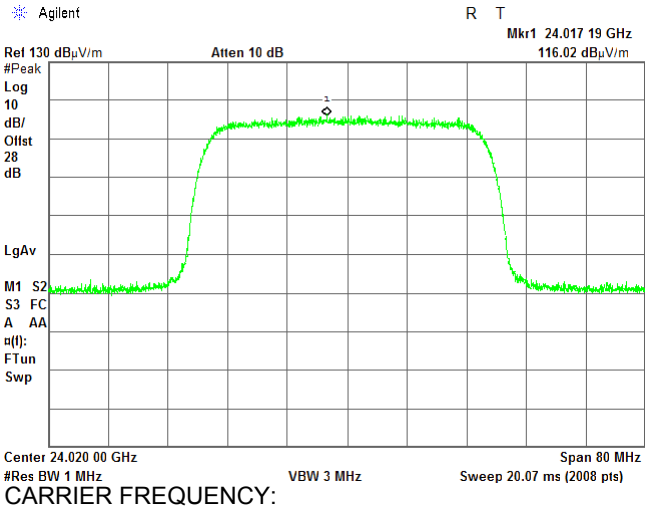

DETECTOR: Average

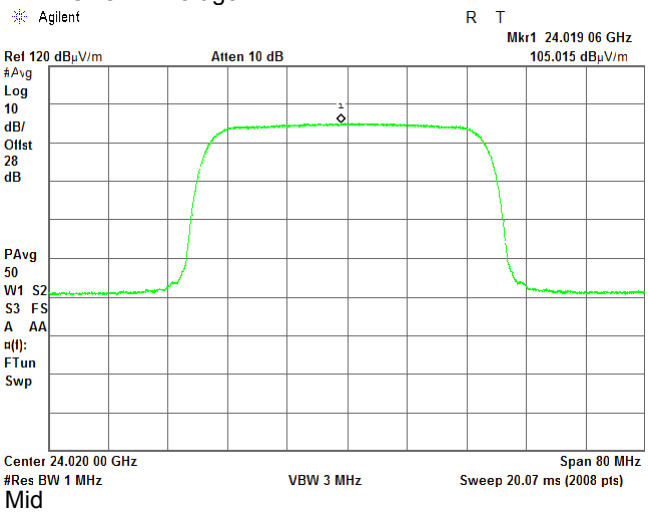

CARRIER FREQUENCY: Mid
DETECTOR: Peak

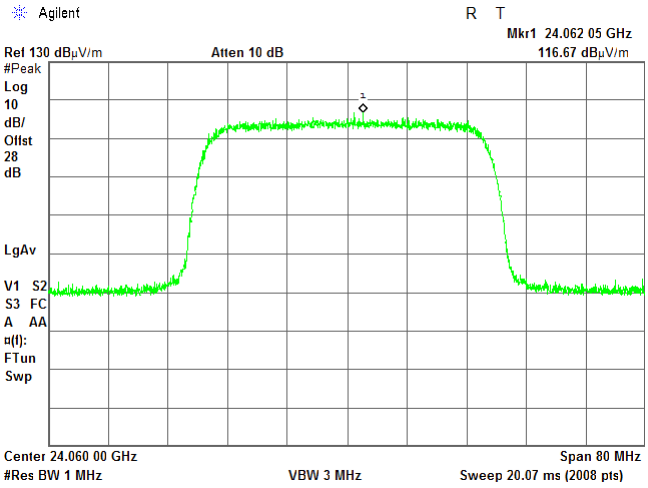

DETECTOR: Average

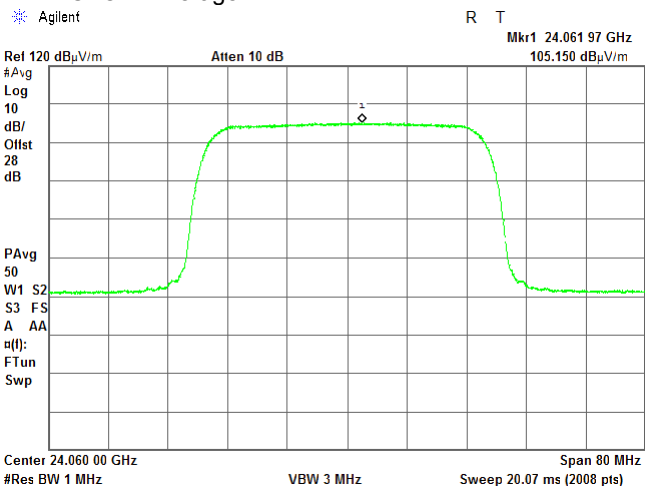

Test specification:	**Section 15.249(a)(d)/RSS-310, section 3.10, Field strength of emissions**		
Test procedure:	ANSI C63.10 sections 6.5, 6.6		
Test mode:	Compliance	**Verdict:**	PASS
Date(s):	25-Aug-17 - 21-Feb-18		
Temperature: 24.3 ºC	**Relative Humidity:** 48 %	**Air Pressure:** 1011 hPa	**Power:** -48 VDC
Remarks: EUT with 37.1 dBi antenna gain			

Plot 7.2.26 Radiated emission measurements at the fundamental frequency

TEST SITE: OATS
TEST DISTANCE: 3 m
ANTENNA POLARIZATION: Vertical
EUT POSITION: Typical (Vertical)
EMISSION BANDWIDTH: 40 MHz 2048QAM
CARRIER FREQUENCY: Mid
DETECTOR: Peak

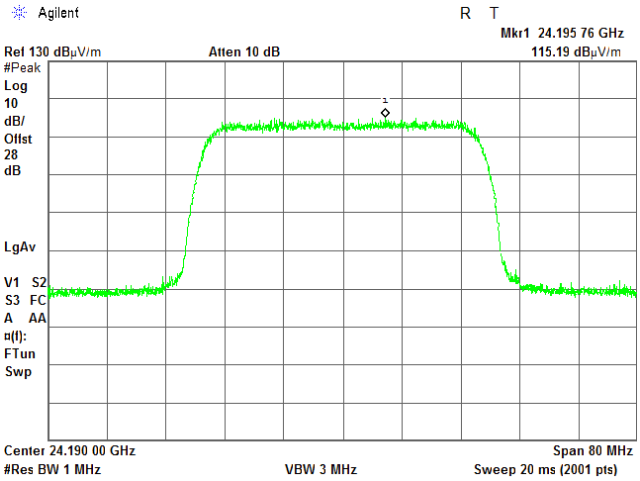

DETECTOR: Average

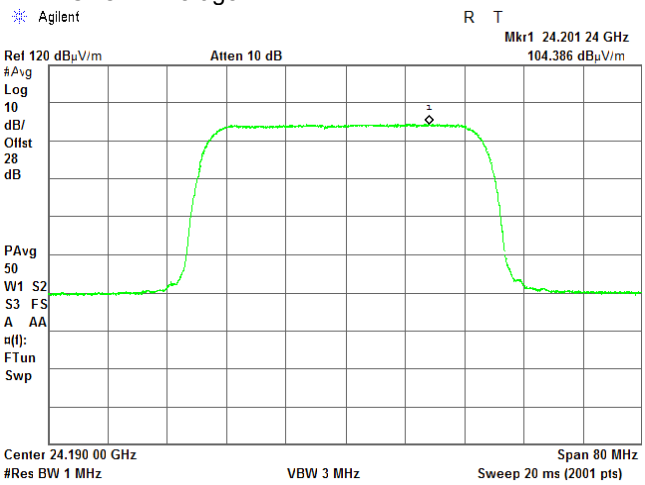

CARRIER FREQUENCY: High
DETECTOR: Peak

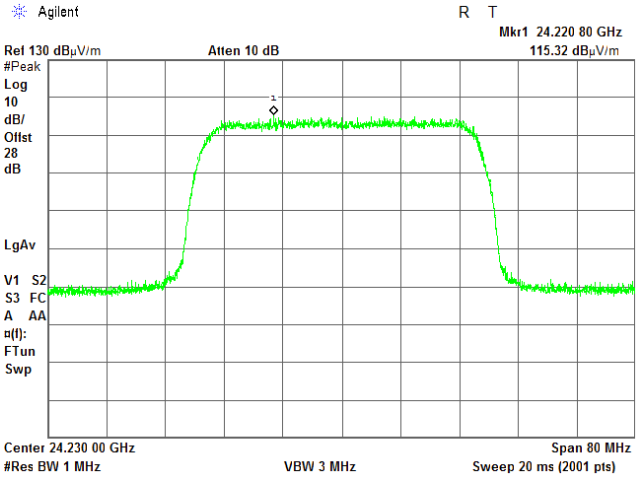

DETECTOR: Average

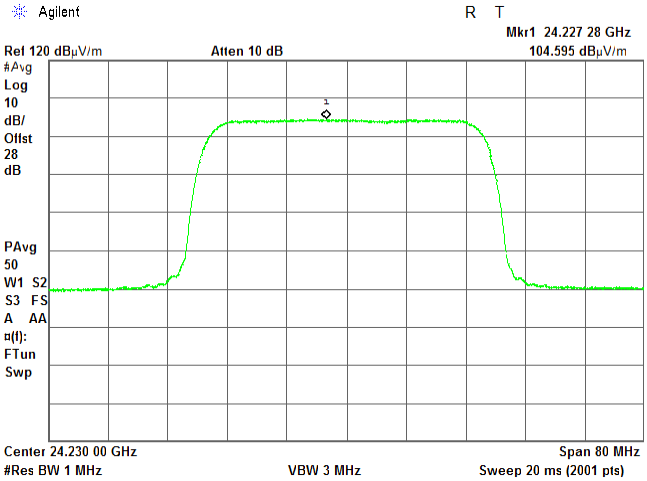

Test specification:	**Section 15.249(a)(d)/RSS-310, section 3.10, Field strength of emissions**		
Test procedure:	ANSI C63.10 sections 6.5, 6.6		
Test mode:	Compliance	**Verdict:**	PASS
Date(s):	25-Aug-17 - 21-Feb-18		
Temperature: 24.3 ºC	**Relative Humidity:** 48 %	**Air Pressure:** 1011 hPa	**Power:** -48 VDC
Remarks: EUT with 37.1 dBi antenna gain			

Plot 7.2.27 Radiated emission measurements at the fundamental frequency

TEST SITE: OATS
TEST DISTANCE: 3 m
ANTENNA POLARIZATION: Horizontal
EUT POSITION: Typical (Vertical)
EMISSION BANDWIDTH: 40 MHz
MODULATION: 2048QAM
CARRIER FREQUENCY: Low
DETECTOR: Peak

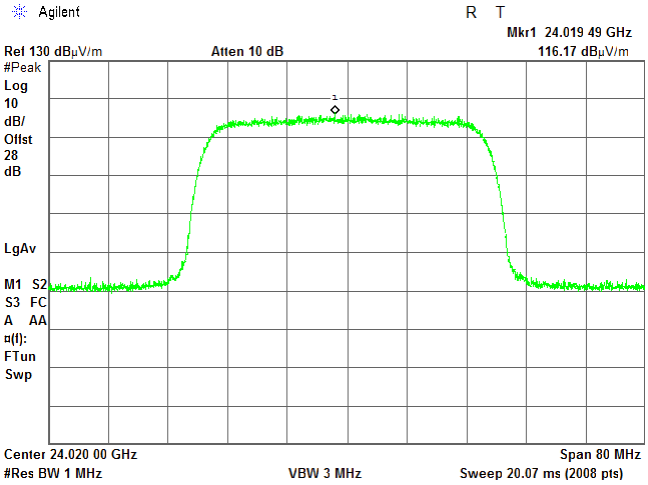

DETECTOR: Average

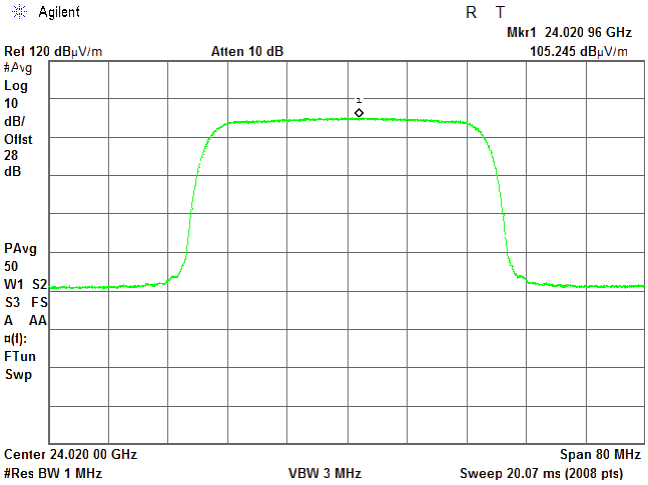

CARRIER FREQUENCY: Mid
DETECTOR: Peak

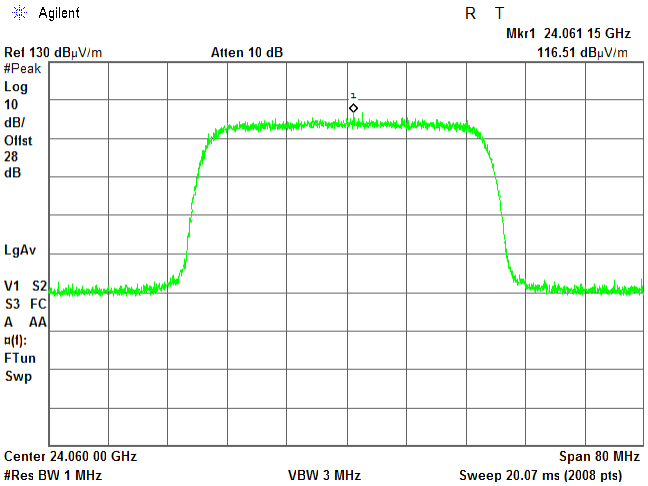

DETECTOR: Average

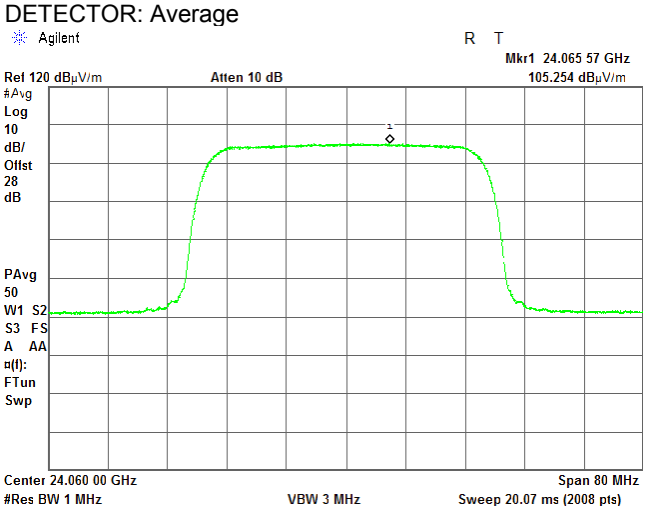

Test specification:	**Section 15.249(a)(d)/RSS-310, section 3.10, Field strength of emissions**		
Test procedure:	ANSI C63.10 sections 6.5, 6.6		
Test mode:	Compliance	**Verdict:**	PASS
Date(s):	25-Aug-17 - 21-Feb-18		
Temperature: 24.3 ºC	**Relative Humidity:** 48 %	**Air Pressure:** 1011 hPa	**Power:** -48 VDC
Remarks: EUT with 37.1 dBi antenna gain			

Plot 7.2.28 Radiated emission measurements at the fundamental frequency

TEST SITE: OATS
TEST DISTANCE: 3 m
ANTENNA POLARIZATION: Horizontal
EUT POSITION: Typical (Vertical)
EMISSION BANDWIDTH: 40 MHz
MODULATION: 2048QAM
CARRIER FREQUENCY: Mid
DETECTOR: Peak

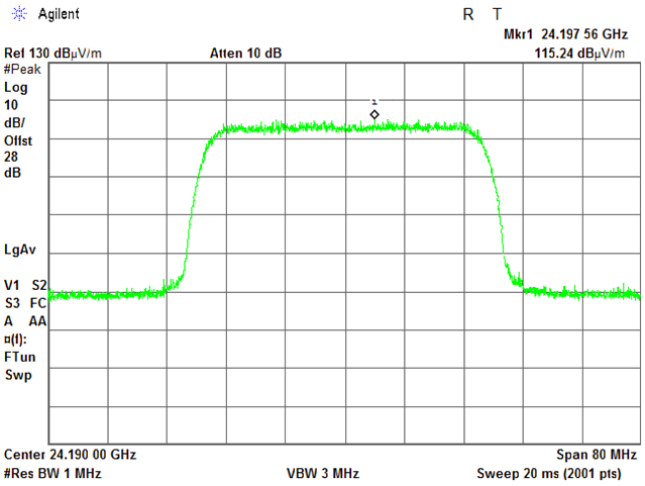

DETECTOR: Average

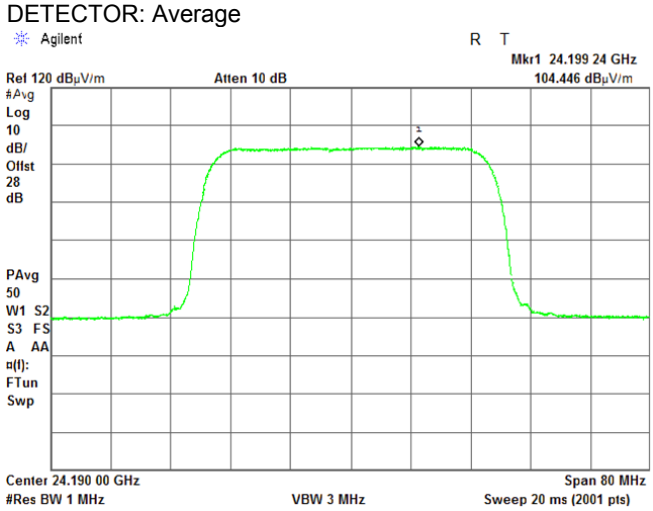

CARRIER FREQUENCY: High
DETECTOR: Peak

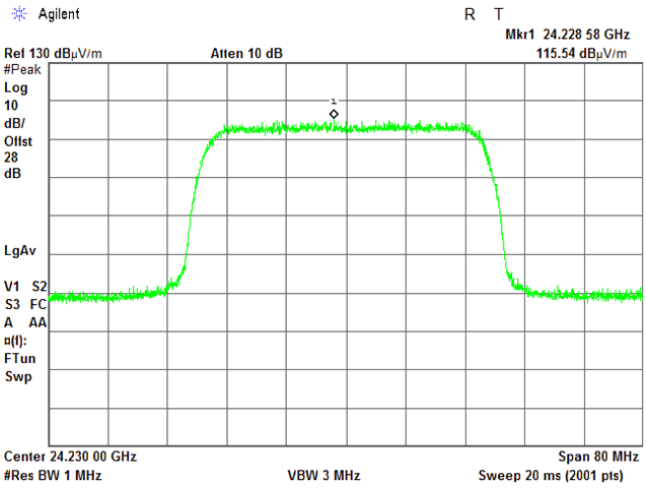

DETECTOR: Average

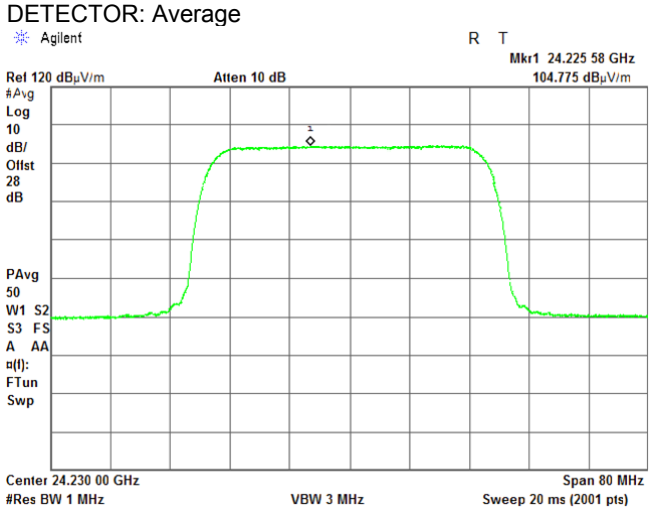

Test specification:	**Section 15.249(a)(d)/RSS-310, section 3.10, Field strength of emissions**		
Test procedure:	ANSI C63.10 sections 6.5, 6.6		
Test mode:	Compliance	**Verdict:**	PASS
Date(s):	25-Aug-17 - 21-Feb-18		
Temperature: 24.3 ºC	**Relative Humidity:** 48 %	**Air Pressure:** 1011 hPa	**Power:** -48 VDC
Remarks: EUT with 37.1 dBi antenna gain			

Plot 7.2.29 Radiated emission measurements at the fundamental frequency

TEST SITE: OATS
TEST DISTANCE: 3 m
ANTENNA POLARIZATION: Vertical
EUT POSITION: Typical (Vertical)
EMISSION BANDWIDTH: 50 MHz
MODULATION: QPSK
CARRIER FREQUENCY: Low
DETECTOR: Peak

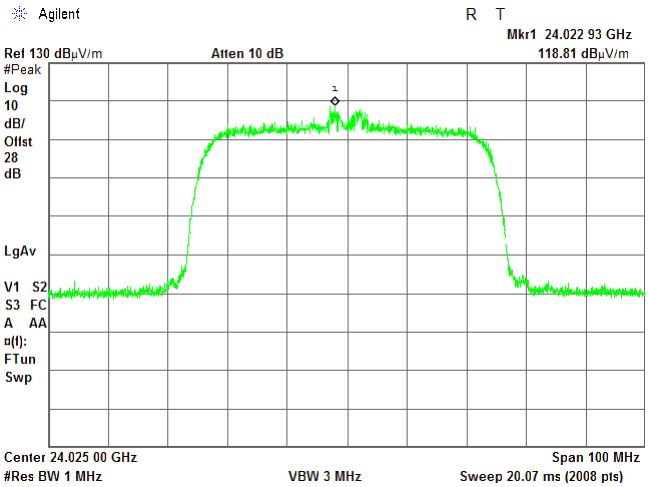

DETECTOR: Average

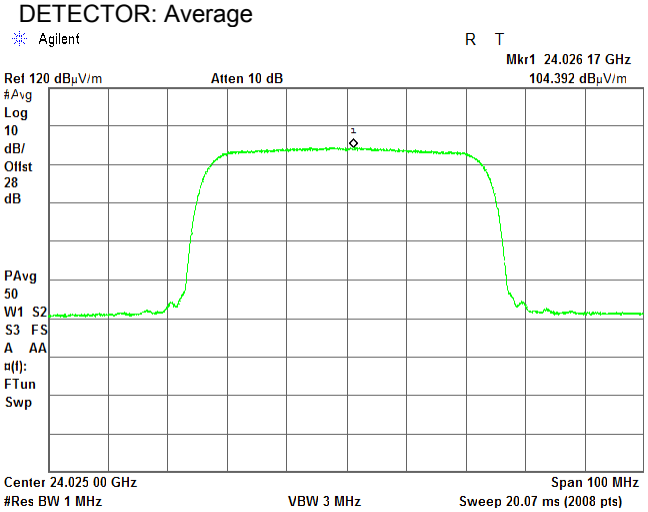

CARRIER FREQUENCY: Mid
DETECTOR: Peak

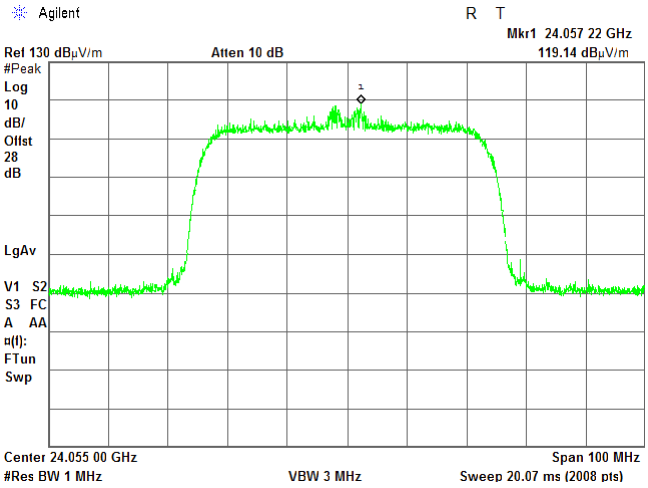

DETECTOR: Average

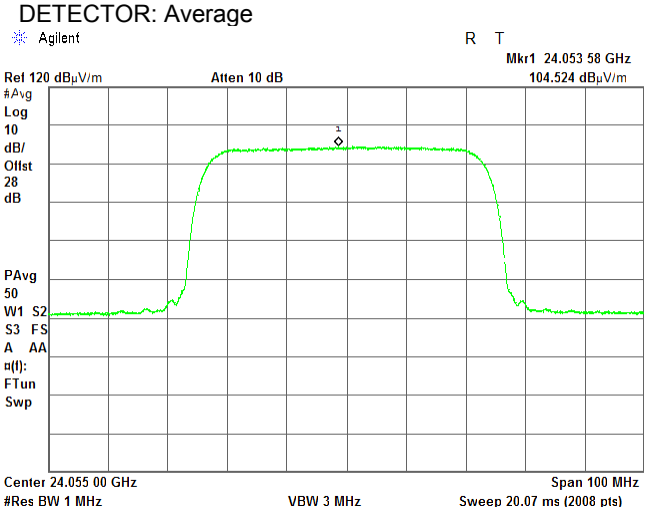

Test specification:	**Section 15.249(a)(d)/RSS-310, section 3.10, Field strength of emissions**		
Test procedure:	ANSI C63.10 sections 6.5, 6.6		
Test mode:	Compliance	**Verdict:**	PASS
Date(s):	25-Aug-17 - 21-Feb-18		
Temperature: 24.3 ºC	**Relative Humidity:** 48 %	**Air Pressure:** 1011 hPa	**Power:** -48 VDC
Remarks: EUT with 37.1 dBi antenna gain			

Plot 7.2.30 Radiated emission measurements at the fundamental frequency

TEST SITE: OATS
TEST DISTANCE: 3 m
ANTENNA POLARIZATION: Vertical
EUT POSITION: Typical (Vertical)
EMISSION BANDWIDTH: 50 MHz
MODULATION: QPSK
CARRIER FREQUENCY: Mid
DETECTOR: Peak

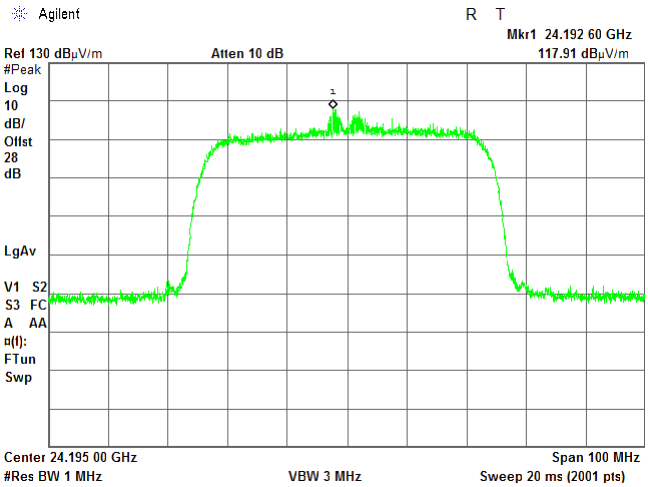

DETECTOR: Average

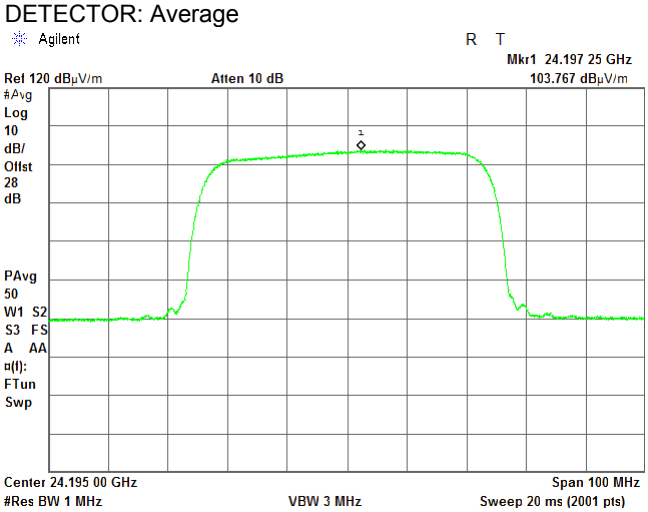

CARRIER FREQUENCY: High
DETECTOR: Peak

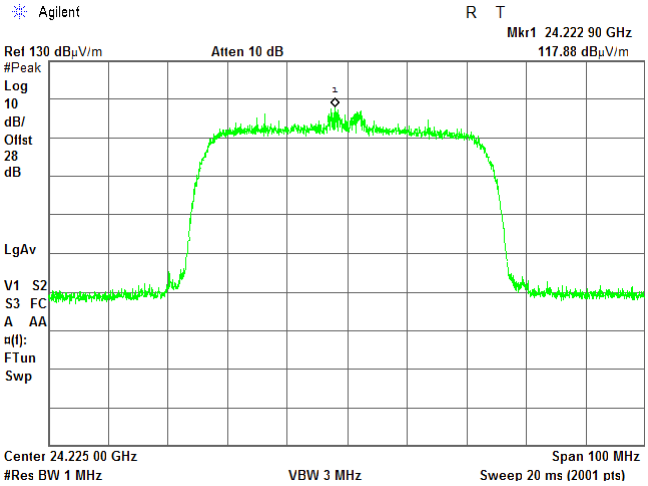

DETECTOR: Average

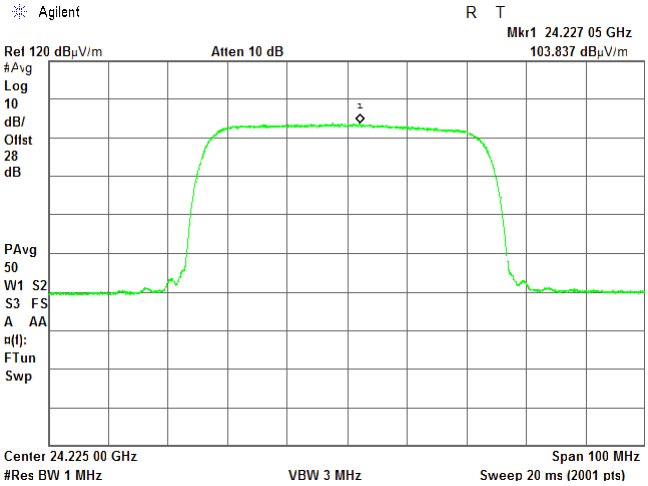

Test specification:	**Section 15.249(a)(d)/RSS-310, section 3.10, Field strength of emissions**		
Test procedure:	ANSI C63.10 sections 6.5, 6.6		
Test mode:	Compliance	**Verdict:**	PASS
Date(s):	25-Aug-17 - 21-Feb-18		
Temperature: 24.3 ºC	**Relative Humidity:** 48 %	**Air Pressure:** 1011 hPa	**Power:** -48 VDC
Remarks: EUT with 37.1 dBi antenna gain			

Plot 7.2.31 Radiated emission measurements at the fundamental frequency

TEST SITE: OATS
TEST DISTANCE: 3 m
ANTENNA POLARIZATION: Horizontal
EUT POSITION: Typical (Vertical)
EMISSION BANDWIDTH: 50 MHz
MODULATION: QPSK
CARRIER FREQUENCY: Low
DETECTOR: Peak

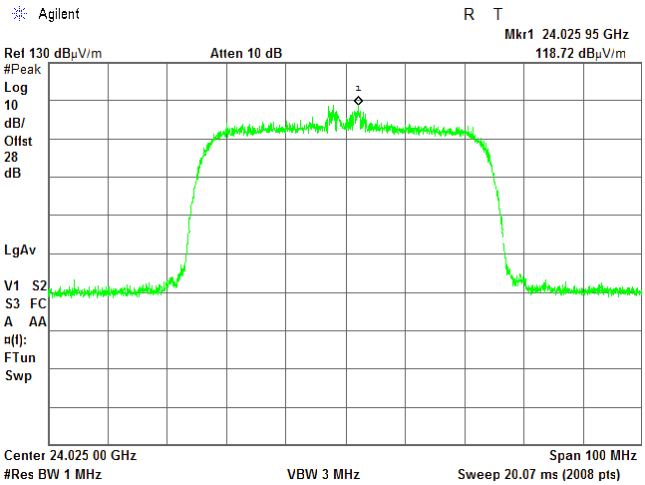

DETECTOR: Average

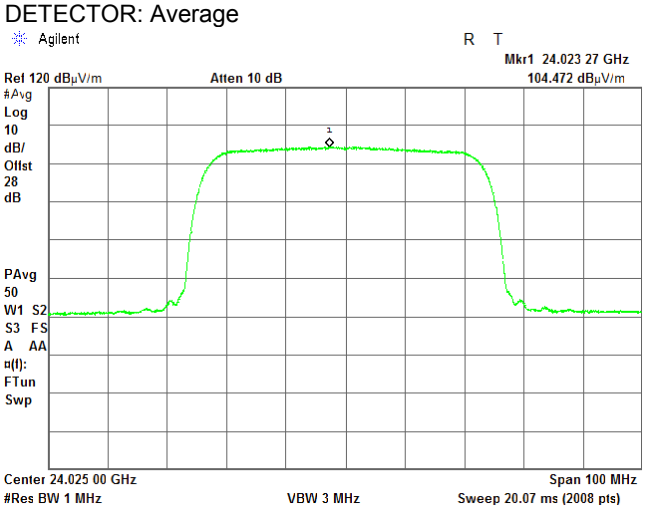

CARRIER FREQUENCY: Mid
DETECTOR: Peak

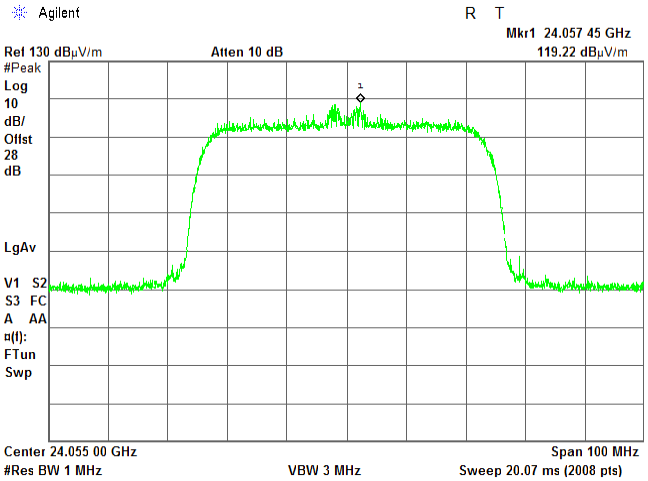

DETECTOR: Average

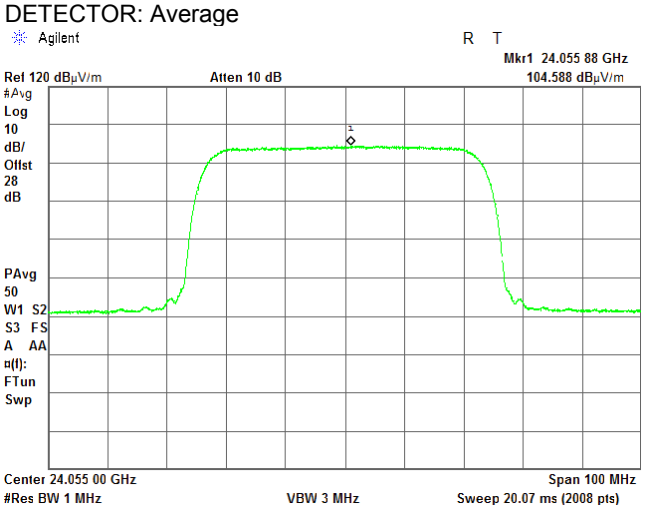

Test specification:	**Section 15.249(a)(d)/RSS-310, section 3.10, Field strength of emissions**		
Test procedure:	ANSI C63.10 sections 6.5, 6.6		
Test mode:	Compliance	**Verdict:**	PASS
Date(s):	25-Aug-17 - 21-Feb-18		
Temperature: 24.3 ºC	**Relative Humidity:** 48 %	**Air Pressure:** 1011 hPa	**Power:** -48 VDC
Remarks: EUT with 37.1 dBi antenna gain			

Plot 7.2.32 Radiated emission measurements at the fundamental frequency

TEST SITE: OATS
TEST DISTANCE: 3 m
ANTENNA POLARIZATION: Horizontal
EUT POSITION: Typical (Vertical)
EMISSION BANDWIDTH: 50 MHz
MODULATION: QPSK
CARRIER FREQUENCY: Mid
DETECTOR: Peak

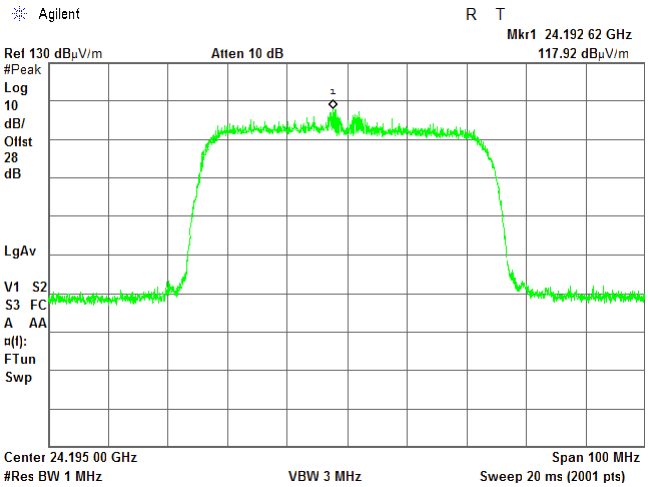

DETECTOR: Average

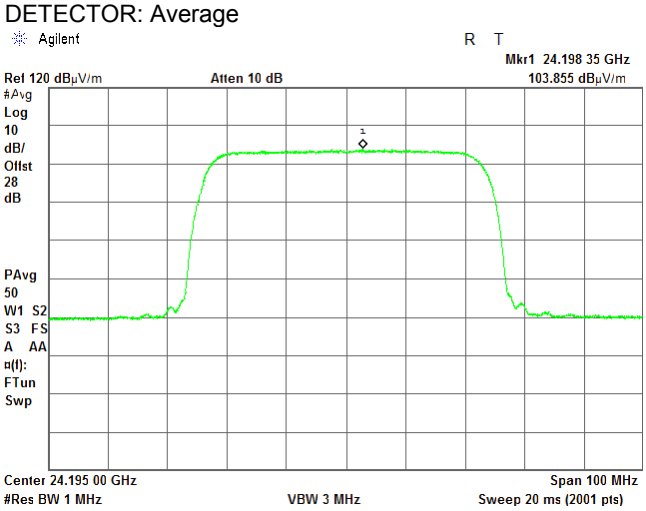

CARRIER FREQUENCY: High
DETECTOR: Peak

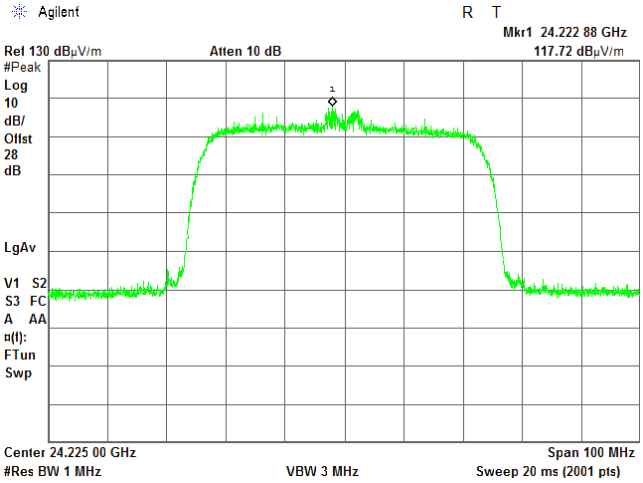

DETECTOR: Average

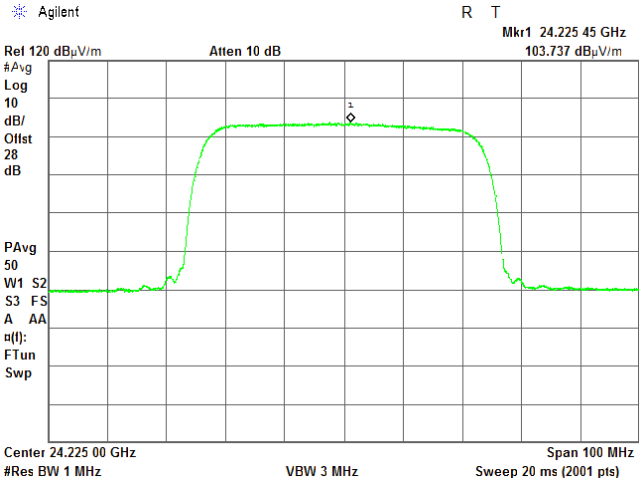

Test specification:	**Section 15.249(a)(d)/RSS-310, section 3.10, Field strength of emissions**		
Test procedure:	ANSI C63.10 sections 6.5, 6.6		
Test mode:	Compliance	**Verdict:**	PASS
Date(s):	25-Aug-17 - 21-Feb-18		
Temperature: 24.3 ºC	**Relative Humidity:** 48 %	**Air Pressure:** 1011 hPa	**Power:** -48 VDC
Remarks: EUT with 37.1 dBi antenna gain			

Plot 7.2.33 Radiated emission measurements at the fundamental frequency

TEST SITE: OATS
TEST DISTANCE: 3 m
ANTENNA POLARIZATION: Vertical
EUT POSITION: Typical (Vertical)
EMISSION BANDWIDTH: 50 MHz
MODULATION: 2048QAM
CARRIER FREQUENCY: Low
DETECTOR: Peak

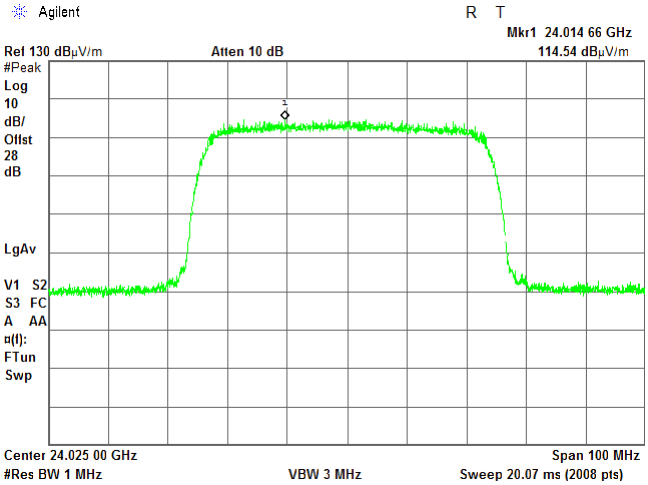

DETECTOR: Average

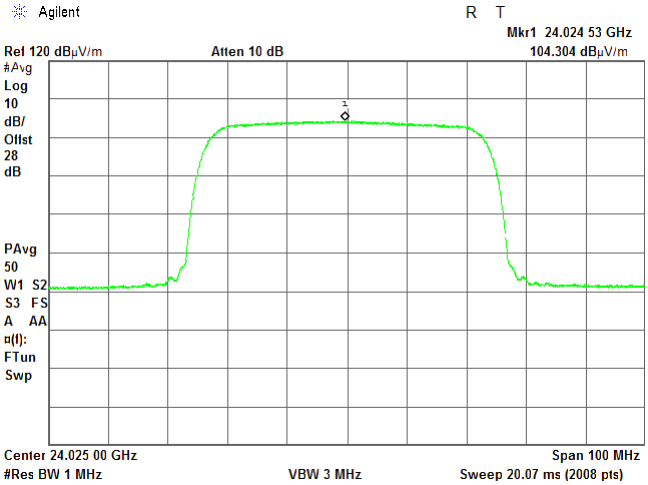

CARRIER FREQUENCY: Mid
DETECTOR: Peak

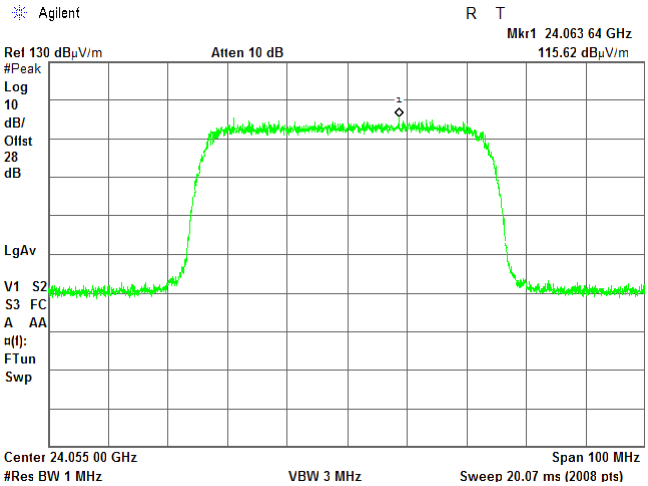

DETECTOR: Average

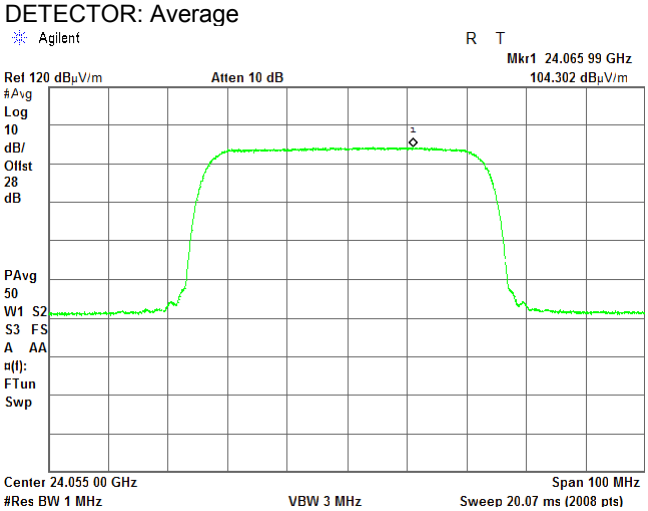

Test specification:	**Section 15.249(a)(d)/RSS-310, section 3.10, Field strength of emissions**		
Test procedure:	ANSI C63.10 sections 6.5, 6.6		
Test mode:	Compliance	**Verdict:**	PASS
Date(s):	25-Aug-17 - 21-Feb-18		
Temperature: 24.3 ºC	**Relative Humidity:** 48 %	**Air Pressure:** 1011 hPa	**Power:** -48 VDC
Remarks: EUT with 37.1 dBi antenna gain			

Plot 7.2.34 Radiated emission measurements at the fundamental frequency

TEST SITE: OATS
TEST DISTANCE: 3 m
ANTENNA POLARIZATION: Vertical
EUT POSITION: Typical (Vertical)
EMISSION BANDWIDTH: 50 MHz
MODULATION: 2048QAM
CARRIER FREQUENCY: Mid

DETECTOR: Peak

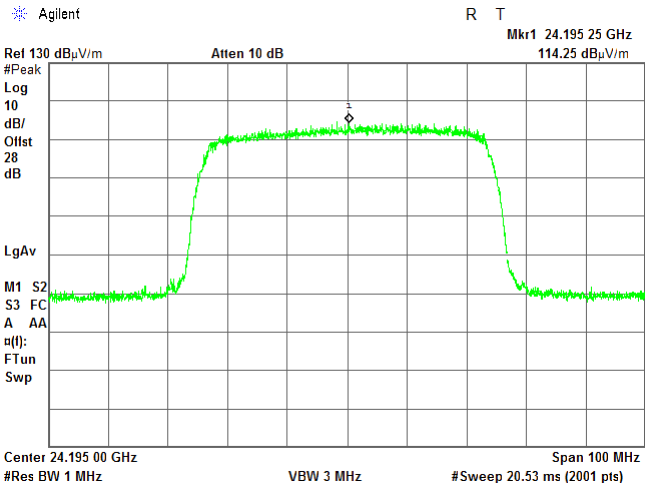

DETECTOR: Average

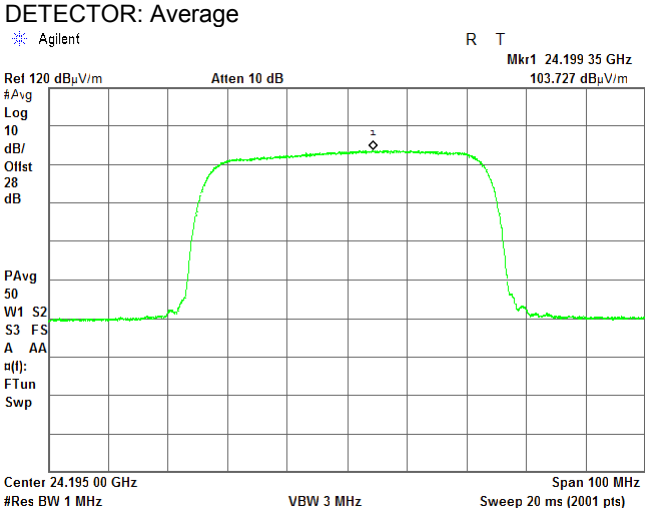

CARRIER FREQUENCY: High

DETECTOR: Peak

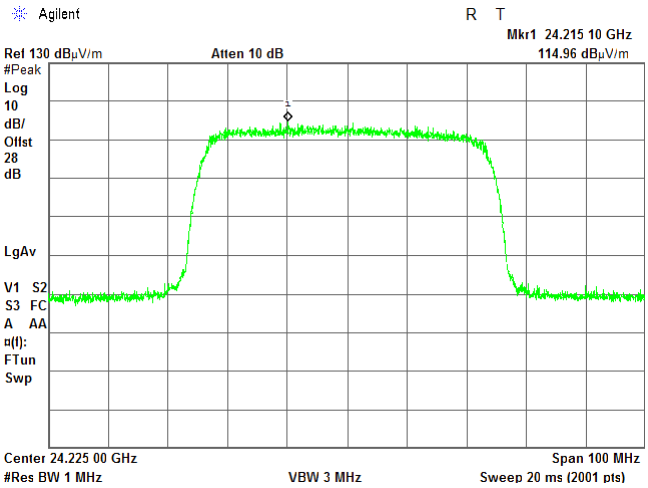

DETECTOR: Average

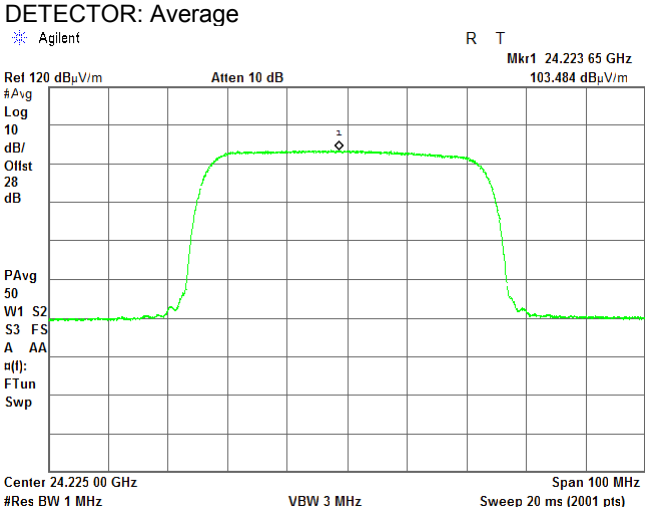

Test specification:	**Section 15.249(a)(d)/RSS-310, section 3.10, Field strength of emissions**		
Test procedure:	ANSI C63.10 sections 6.5, 6.6		
Test mode:	Compliance	**Verdict:**	PASS
Date(s):	25-Aug-17 - 21-Feb-18		
Temperature: 24.3 ºC	**Relative Humidity:** 48 %	**Air Pressure:** 1011 hPa	**Power:** -48 VDC
Remarks: EUT with 37.1 dBi antenna gain			

Plot 7.2.35 Radiated emission measurements at the fundamental frequency

TEST SITE: OATS
TEST DISTANCE: 3 m
ANTENNA POLARIZATION: Horizontal
EUT POSITION: Typical (Vertical)
EMISSION BANDWIDTH: 50 MHz
MODULATION: 2048QAM
CARRIER FREQUENCY: Low
DETECTOR: Peak

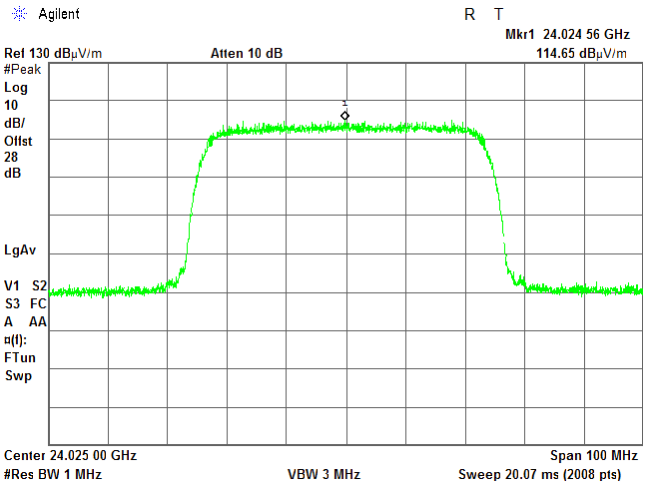

DETECTOR: Average

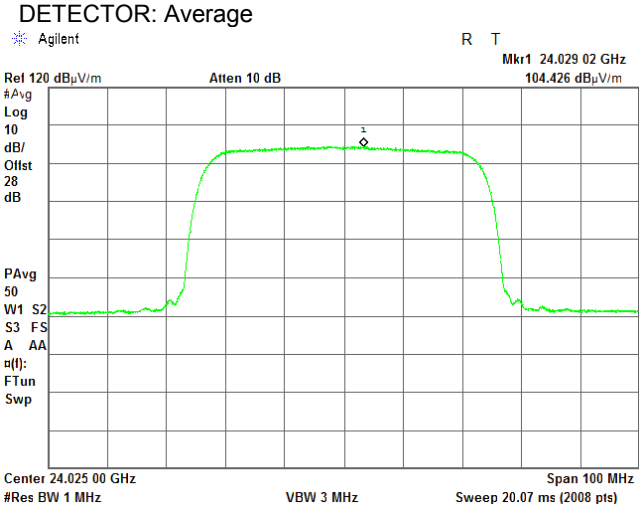

CARRIER FREQUENCY: Mid
DETECTOR: Peak

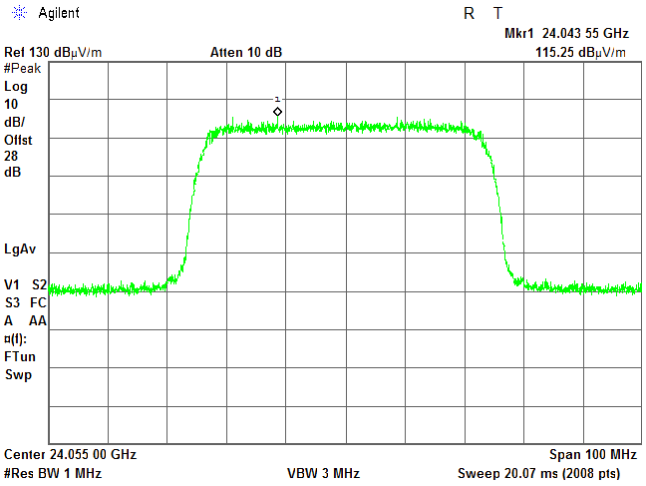

DETECTOR: Average

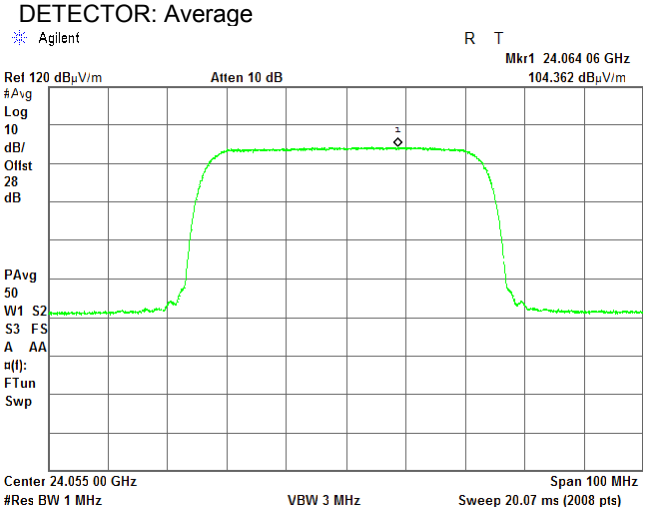

Test specification:	**Section 15.249(a)(d)/RSS-310, section 3.10, Field strength of emissions**		
Test procedure:	ANSI C63.10 sections 6.5, 6.6		
Test mode:	Compliance	**Verdict:**	PASS
Date(s):	25-Aug-17 - 21-Feb-18		
Temperature: 24.3 ºC	**Relative Humidity:** 48 %	**Air Pressure:** 1011 hPa	**Power:** -48 VDC
Remarks: EUT with 37.1 dBi antenna gain			

Plot 7.2.36 Radiated emission measurements at the fundamental frequency

TEST SITE: OATS
TEST DISTANCE: 3 m
ANTENNA POLARIZATION: Horizontal
EUT POSITION: Typical (Vertical)
EMISSION BANDWIDTH: 50 MHz
MODULATION: 2048QAM
CARRIER FREQUENCY: Mid
DETECTOR: Peak

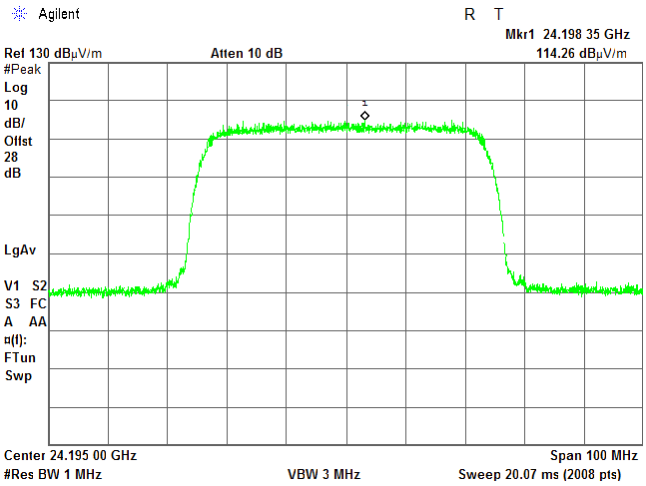

DETECTOR: Average

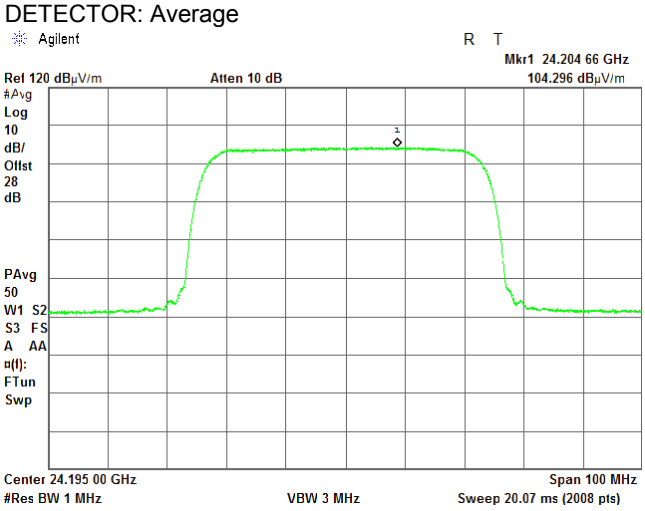

CARRIER FREQUENCY:
DETECTOR: Peak

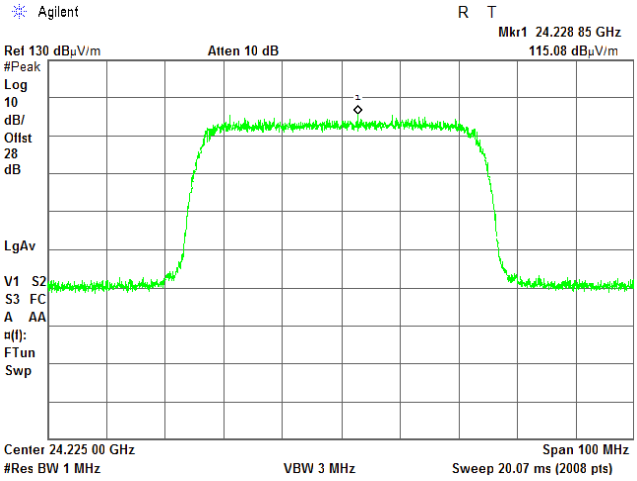

High
DETECTOR: Average

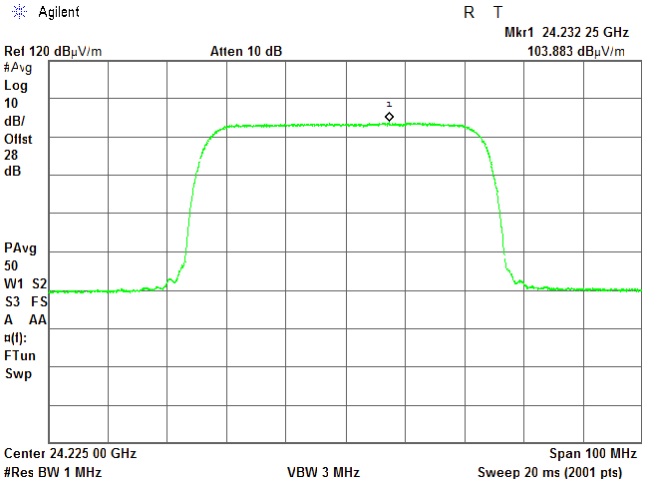

Test specification:	**Section 15.249(a)(d)/RSS-310, section 3.10, Field strength of emissions**		
Test procedure:	ANSI C63.10 sections 6.5, 6.6		
Test mode:	Compliance	**Verdict:**	PASS
Date(s):	25-Aug-17 - 21-Feb-18		
Temperature: 24.3 ºC	**Relative Humidity:** 48 %	**Air Pressure:** 1011 hPa	**Power:** -48 VDC
Remarks: EUT with 37.1 dBi antenna gain			

Plot 7.2.37 Radiated emission measurements at the fundamental frequency

TEST SITE: OATS
TEST DISTANCE: 3 m
ANTENNA POLARIZATION: Vertical
EUT POSITION: Typical (Vertical)
EMISSION BANDWIDTH: 60 MHz
MODULATION: QPSK
CARRIER FREQUENCY: Low
DETECTOR: Peak

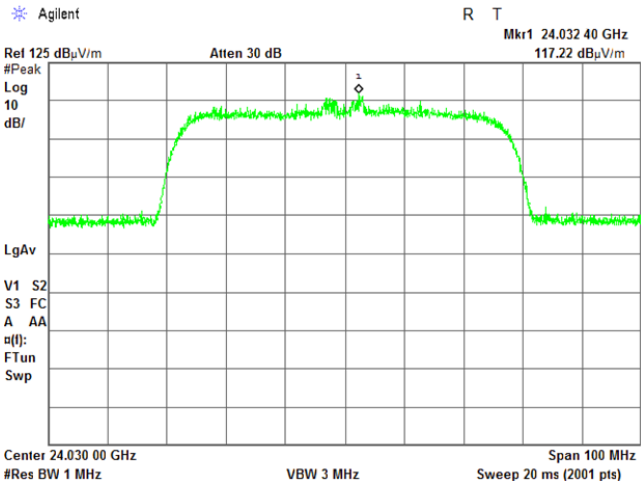

DETECTOR: Average

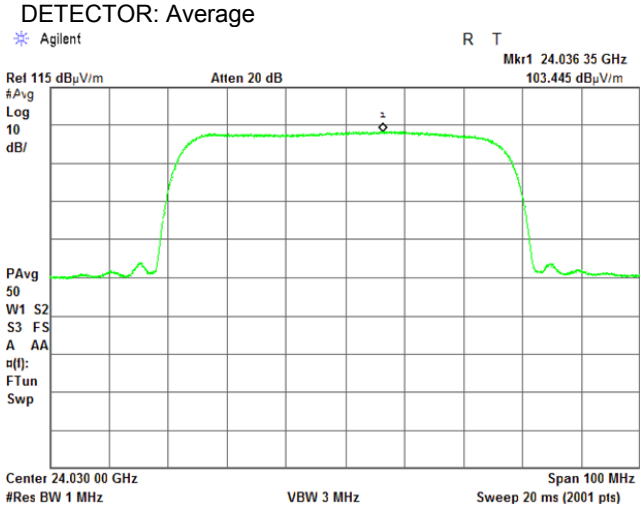

CARRIER FREQUENCY: Mid
DETECTOR: Peak

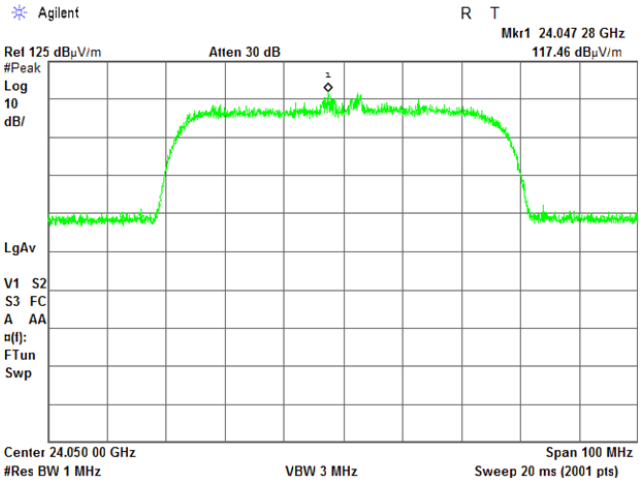

DETECTOR: Average

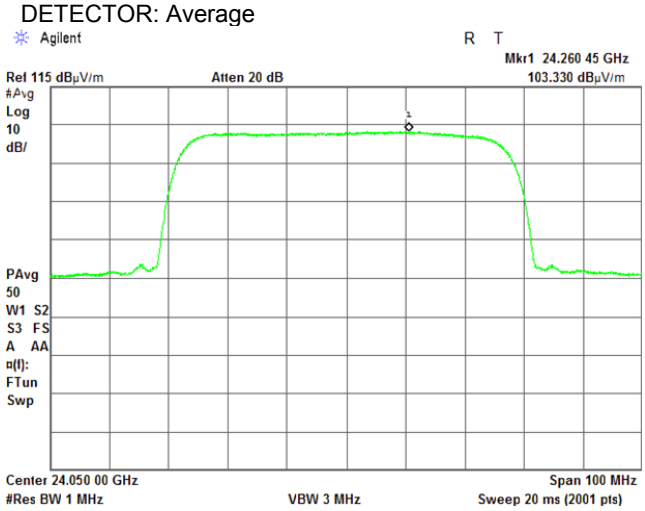

Test specification:	**Section 15.249(a)(d)/RSS-310, section 3.10, Field strength of emissions**		
Test procedure:	ANSI C63.10 sections 6.5, 6.6		
Test mode:	Compliance	**Verdict:**	PASS
Date(s):	25-Aug-17 - 21-Feb-18		
Temperature: 24.3 ºC	**Relative Humidity:** 48 %	**Air Pressure:** 1011 hPa	**Power:** -48 VDC
Remarks: EUT with 37.1 dBi antenna gain			

Plot 7.2.38 Radiated emission measurements at the fundamental frequency

TEST SITE: OATS
TEST DISTANCE: 3 m
ANTENNA POLARIZATION: Vertical
EUT POSITION: Typical (Vertical)
EMISSION BANDWIDTH: 60 MHz
MODULATION: QPSK
CARRIER FREQUENCY: Mid
DETECTOR: Peak

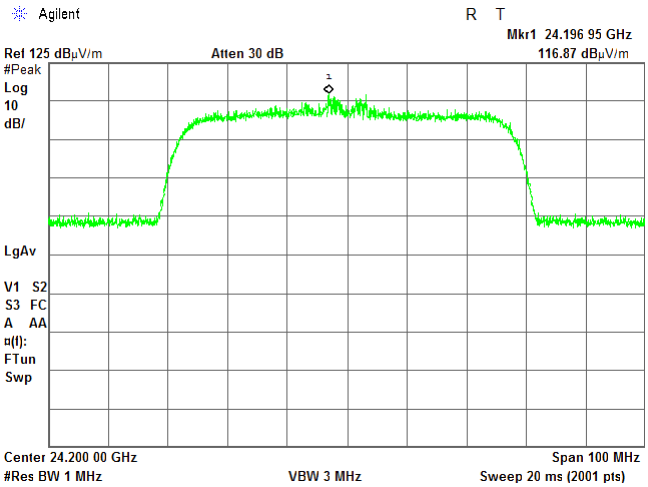

DETECTOR: Average

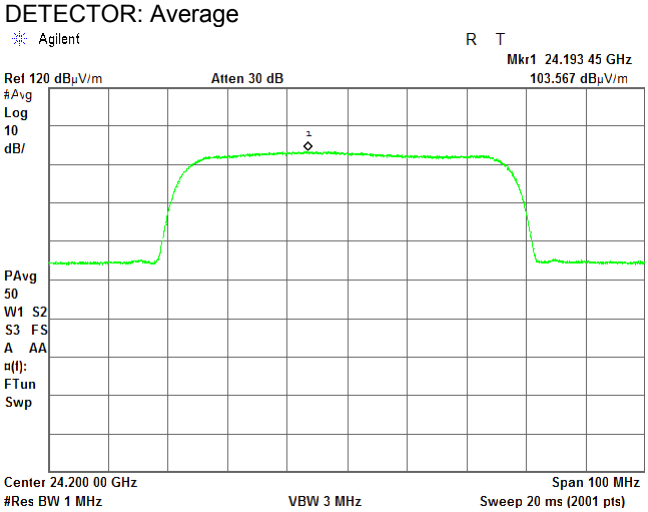

CARRIER FREQUENCY:
DETECTOR: Peak

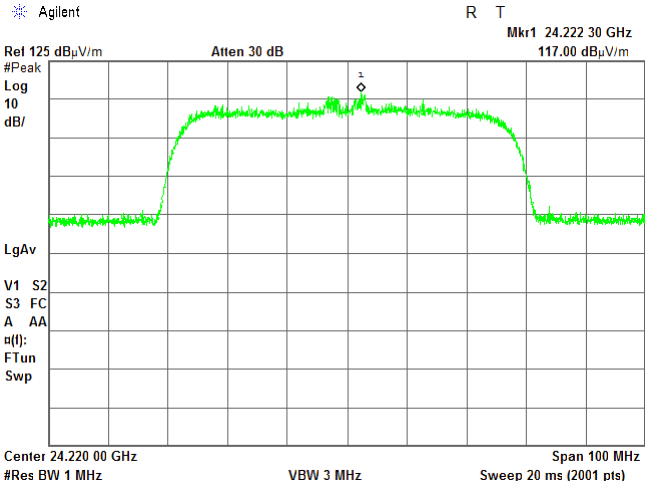

High
DETECTOR: Average

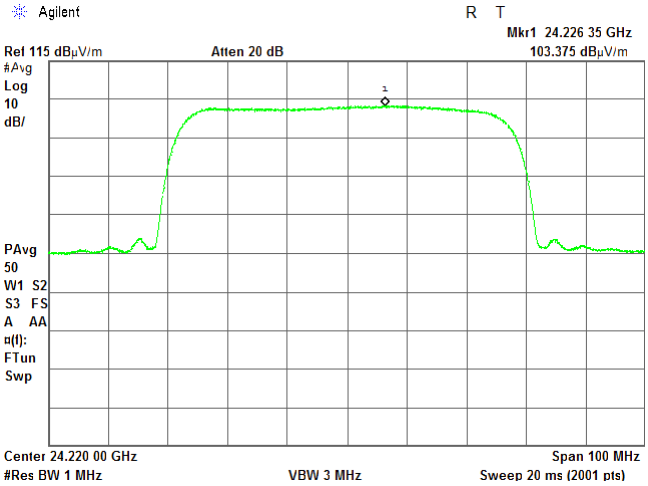

Test specification:	**Section 15.249(a)(d)/RSS-310, section 3.10, Field strength of emissions**		
Test procedure:	ANSI C63.10 sections 6.5, 6.6		
Test mode:	Compliance	**Verdict:**	PASS
Date(s):	25-Aug-17 - 21-Feb-18		
Temperature: 24.3 ºC	**Relative Humidity:** 48 %	**Air Pressure:** 1011 hPa	**Power:** -48 VDC
Remarks: EUT with 37.1 dBi antenna gain			

Plot 7.2.39 Radiated emission measurements at the fundamental frequency

TEST SITE: OATS
TEST DISTANCE: 3 m
ANTENNA POLARIZATION: Horizontal
EUT POSITION: Typical (Vertical)
EMISSION BANDWIDTH: 60 MHz
MODULATION: QPSK
CARRIER FREQUENCY: Low
DETECTOR: Peak

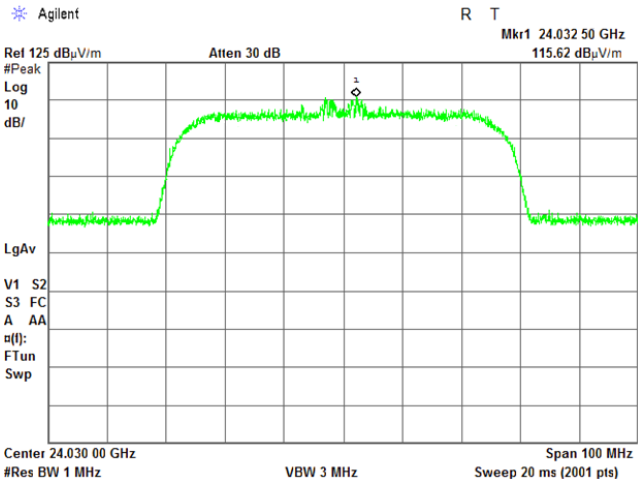

DETECTOR: Average

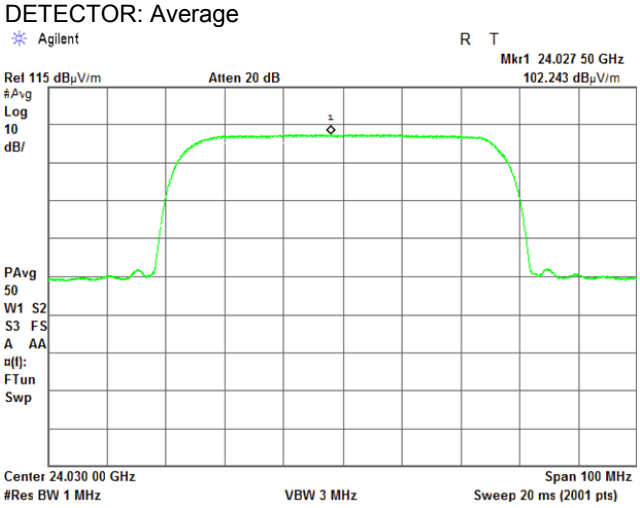

CARRIER FREQUENCY: Mid
DETECTOR: Peak

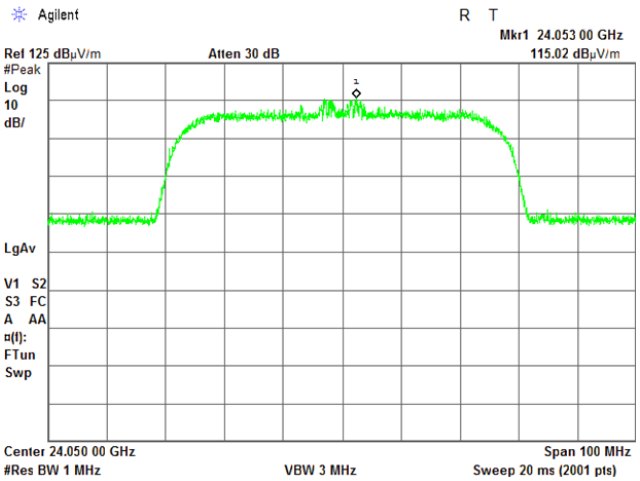

DETECTOR: Average

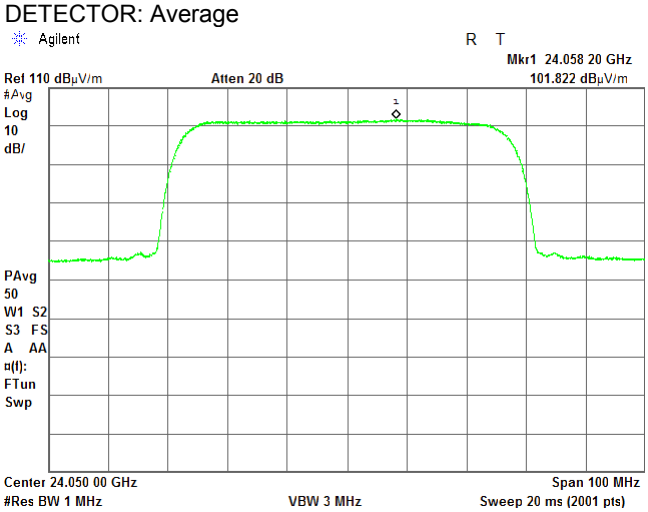

Test specification:	**Section 15.249(a)(d)/RSS-310, section 3.10, Field strength of emissions**		
Test procedure:	ANSI C63.10 sections 6.5, 6.6		
Test mode:	Compliance	**Verdict:**	PASS
Date(s):	25-Aug-17 - 21-Feb-18		
Temperature: 24.3 ºC	**Relative Humidity:** 48 %	**Air Pressure:** 1011 hPa	**Power:** -48 VDC
Remarks: EUT with 37.1 dBi antenna gain			

Plot 7.2.40 Radiated emission measurements at the fundamental frequency

TEST SITE: OATS
TEST DISTANCE: 3 m
ANTENNA POLARIZATION: Horizontal
EUT POSITION: Typical (Vertical)
EMISSION BANDWIDTH: 60 MHz
MODULATION: QPSK
CARRIER FREQUENCY: Mid
DETECTOR: Peak

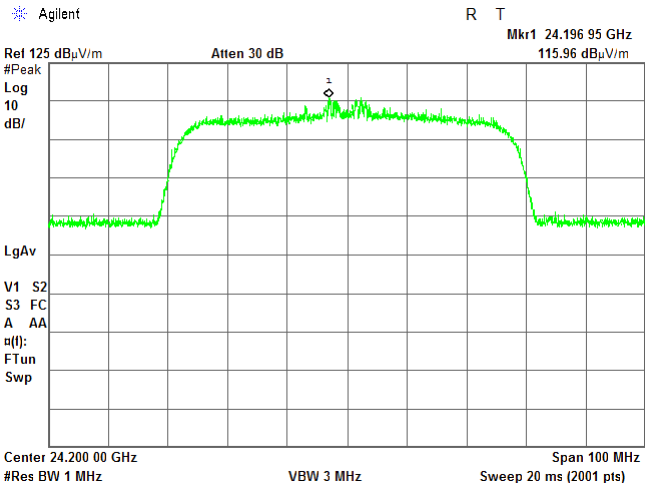

DETECTOR: Average

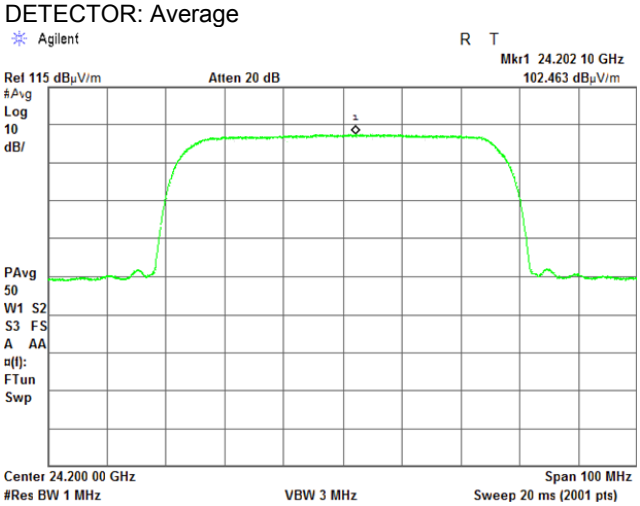

CARRIER FREQUENCY: High
DETECTOR: Peak

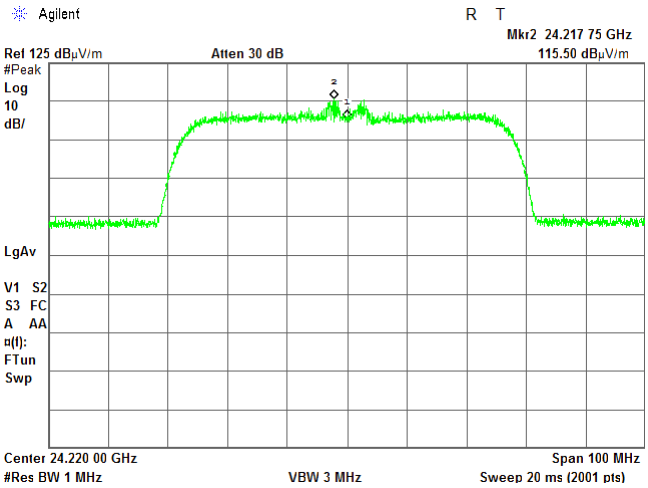

DETECTOR: Average

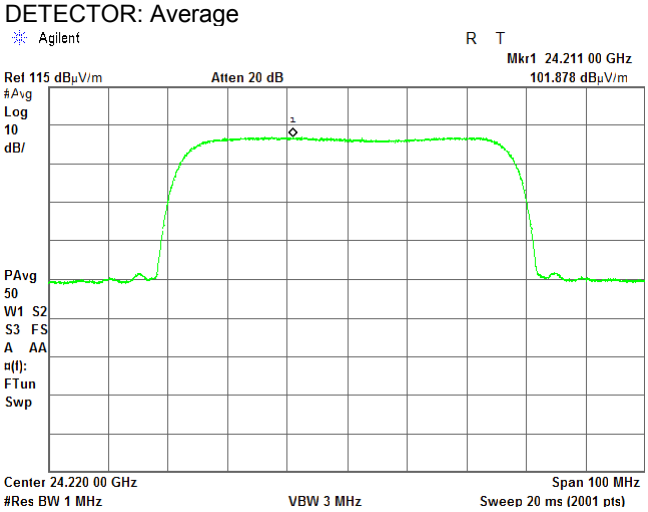

Test specification:	**Section 15.249(a)(d)/RSS-310, section 3.10, Field strength of emissions**		
Test procedure:	ANSI C63.10 sections 6.5, 6.6		
Test mode:	Compliance	**Verdict:**	PASS
Date(s):	25-Aug-17 - 21-Feb-18		
Temperature: 24.3 ºC	**Relative Humidity:** 48 %	**Air Pressure:** 1011 hPa	**Power:** -48 VDC
Remarks: EUT with 37.1 dBi antenna gain			

Plot 7.2.41 Radiated emission measurements at the fundamental frequency

TEST SITE: OATS
TEST DISTANCE: 3 m
ANTENNA POLARIZATION: Vertical
EUT POSITION: Typical (Vertical)
EMISSION BANDWIDTH: 60 MHz
MODULATION: 2048QAM
CARRIER FREQUENCY: Low
DETECTOR: Peak

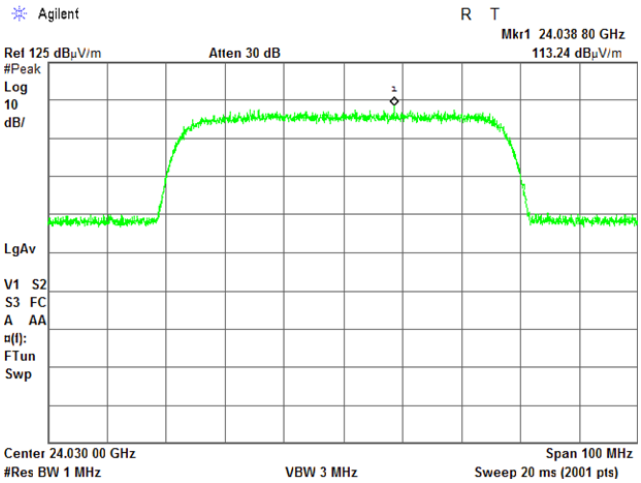

DETECTOR: Average

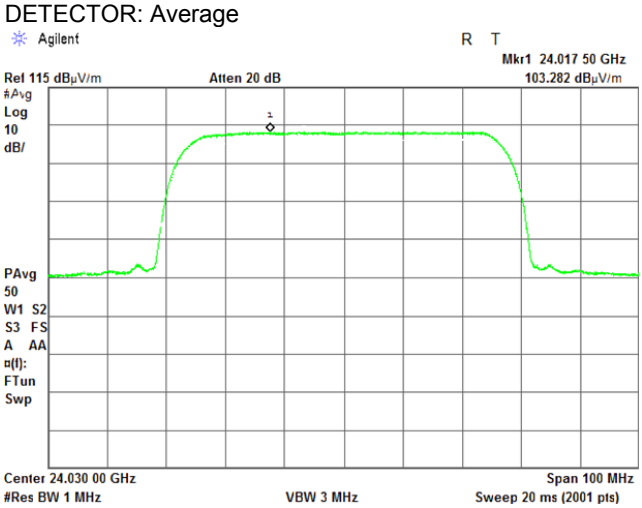

CARRIER FREQUENCY: Mid
DETECTOR: Peak

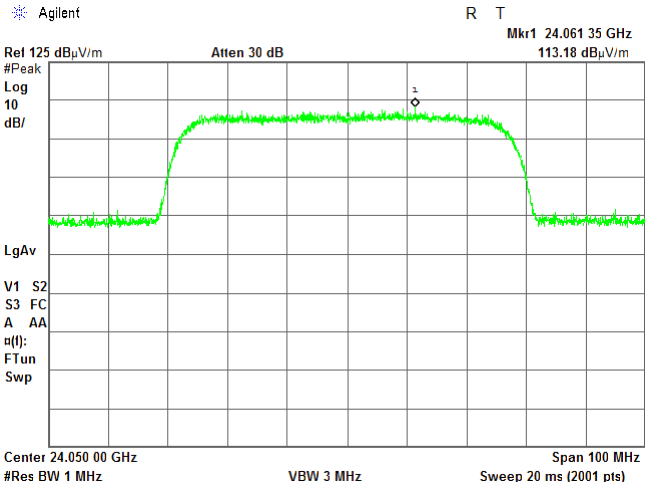

DETECTOR: Average

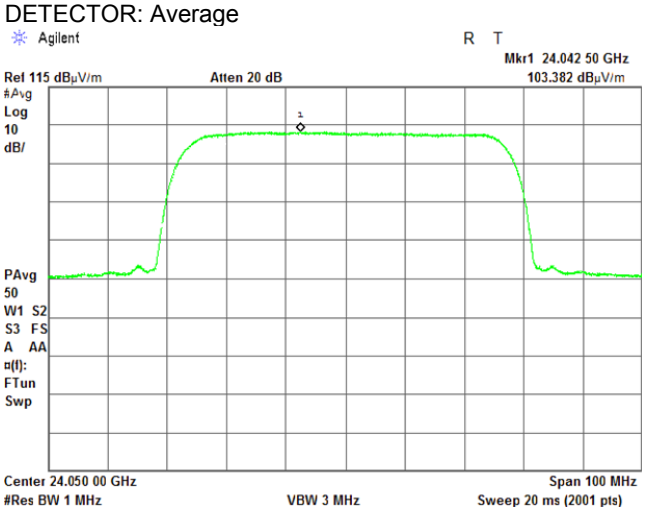

Test specification:	**Section 15.249(a)(d)/RSS-310, section 3.10, Field strength of emissions**		
Test procedure:	ANSI C63.10 sections 6.5, 6.6		
Test mode:	Compliance	**Verdict:**	PASS
Date(s):	25-Aug-17 - 21-Feb-18		
Temperature: 24.3 ºC	**Relative Humidity:** 48 %	**Air Pressure:** 1011 hPa	**Power:** -48 VDC
Remarks: EUT with 37.1 dBi antenna gain			

Plot 7.2.42 Radiated emission measurements at the fundamental frequency

TEST SITE: OATS
TEST DISTANCE: 3 m
ANTENNA POLARIZATION: Vertical
EUT POSITION: Typical (Vertical)
EMISSION BANDWIDTH: 60 MHz
MODULATION: 2048QAM
CARRIER FREQUENCY: Mid
DETECTOR: Peak

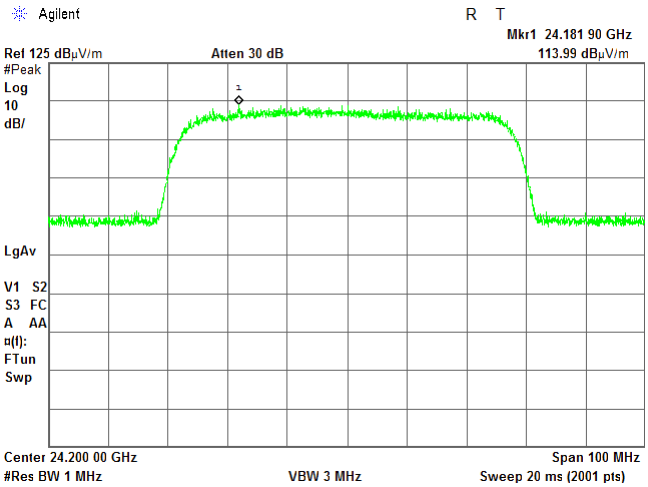

DETECTOR: Average

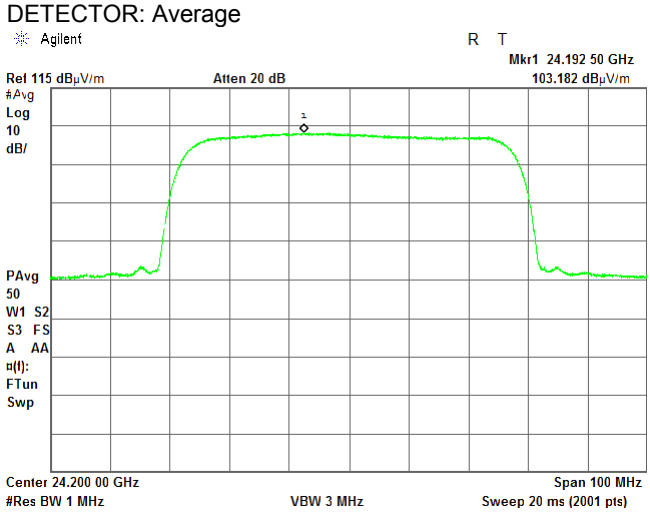

CARRIER FREQUENCY: High
DETECTOR: Peak

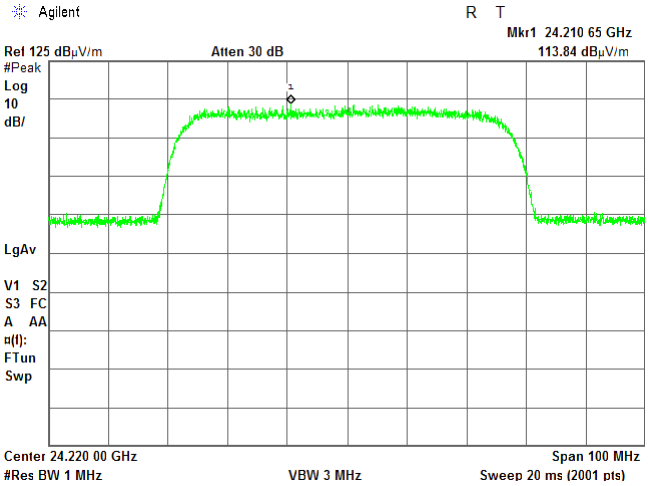

DETECTOR: Average

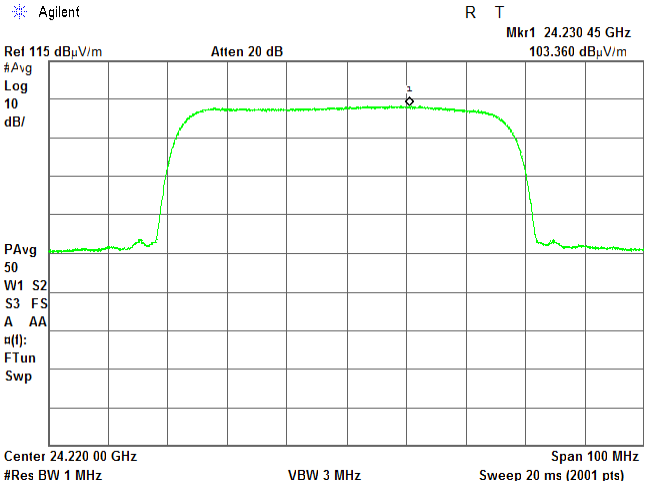

Test specification:	**Section 15.249(a)(d)/RSS-310, section 3.10, Field strength of emissions**		
Test procedure:	ANSI C63.10 sections 6.5, 6.6		
Test mode:	Compliance	**Verdict:**	PASS
Date(s):	25-Aug-17 - 21-Feb-18		
Temperature: 24.3 ºC	**Relative Humidity:** 48 %	**Air Pressure:** 1011 hPa	**Power:** -48 VDC
Remarks: EUT with 37.1 dBi antenna gain			

Plot 7.2.43 Radiated emission measurements at the fundamental frequency

TEST SITE: OATS
TEST DISTANCE: 3 m
ANTENNA POLARIZATION: Horizontal
EUT POSITION: Typical (Vertical)
EMISSION BANDWIDTH: 60 MHz
MODULATION: 2048QAM
CARRIER FREQUENCY: Low
DETECTOR: Peak

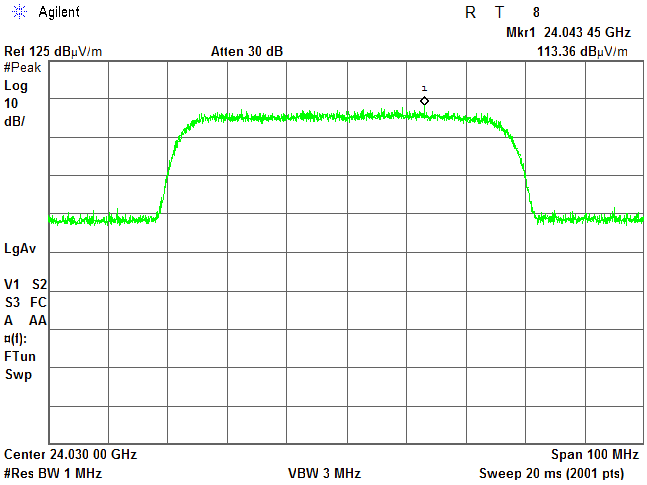

DETECTOR: Average

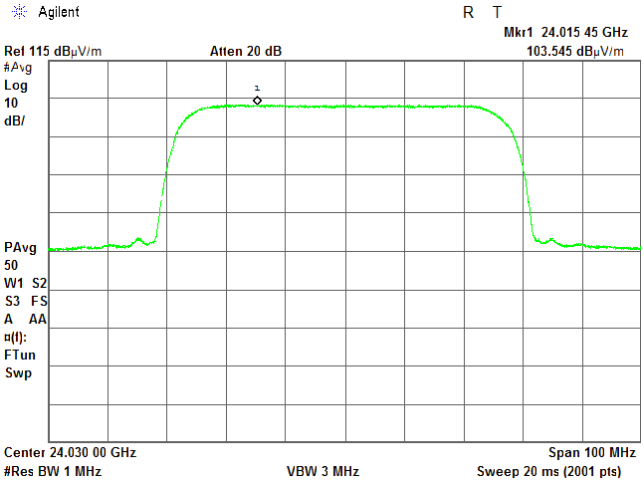

CARRIER FREQUENCY: Mid
DETECTOR: Peak

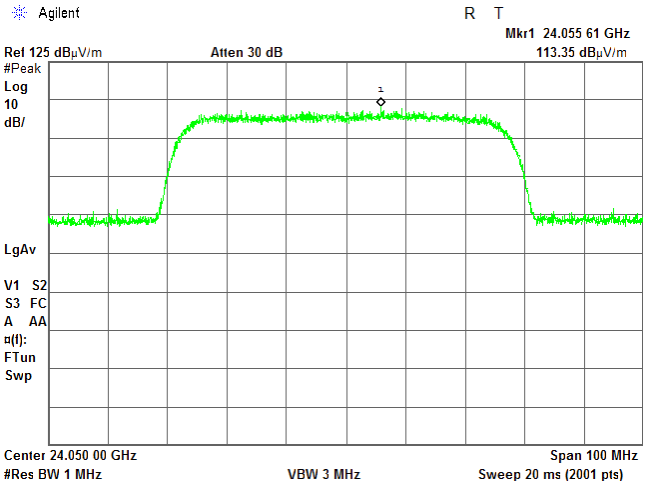

DETECTOR: Average

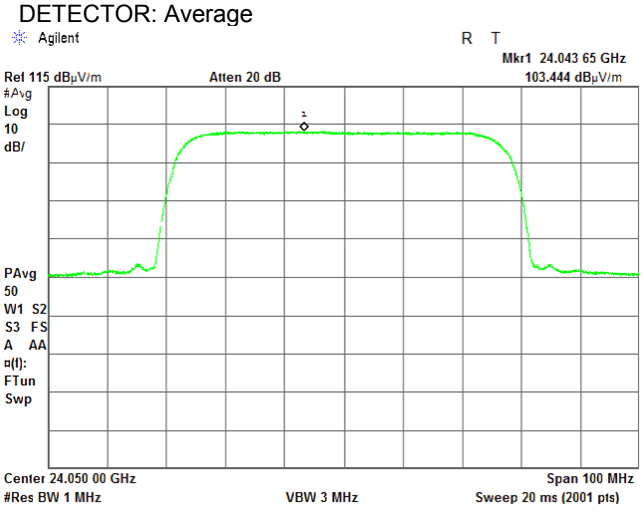

Test specification:	**Section 15.249(a)(d)/RSS-310, section 3.10, Field strength of emissions**		
Test procedure:	ANSI C63.10 sections 6.5, 6.6		
Test mode:	Compliance	**Verdict:**	PASS
Date(s):	25-Aug-17 - 21-Feb-18		
Temperature: 24.3 ºC	**Relative Humidity:** 48 %	**Air Pressure:** 1011 hPa	**Power:** -48 VDC
Remarks: EUT with 37.1 dBi antenna gain			

Plot 7.2.44 Radiated emission measurements at the fundamental frequency

TEST SITE: OATS
TEST DISTANCE: 3 m
ANTENNA POLARIZATION: Horizontal
EUT POSITION: Typical (Vertical)
EMISSION BANDWIDTH: 60 MHz
MODULATION: 2048QAM
CARRIER FREQUENCY: Mid
DETECTOR: Peak

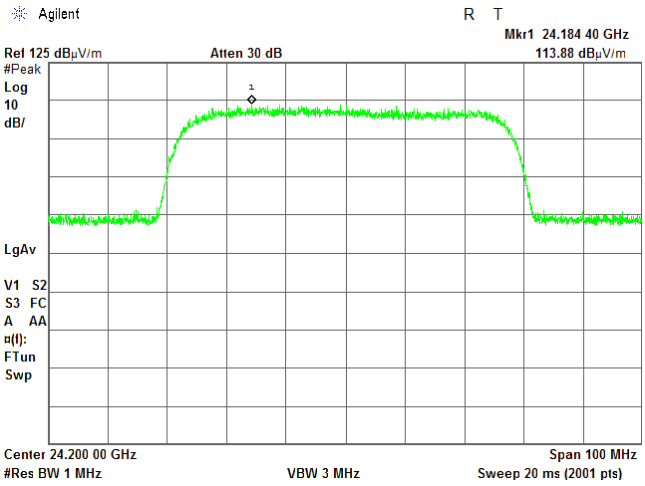

DETECTOR: Average

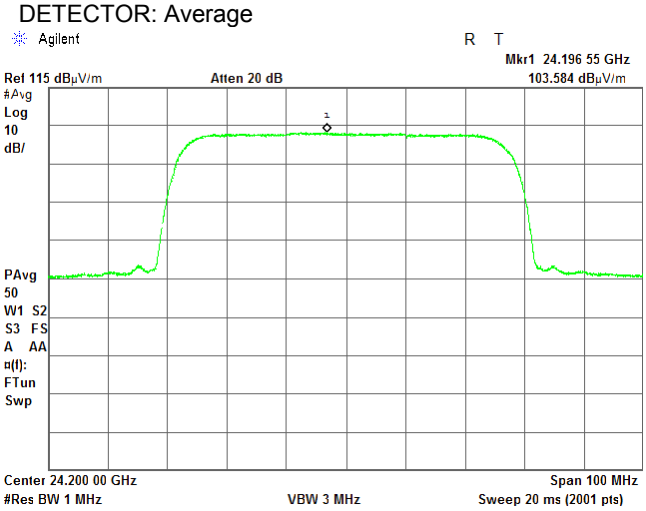

CARRIER FREQUENCY:
DETECTOR: Peak

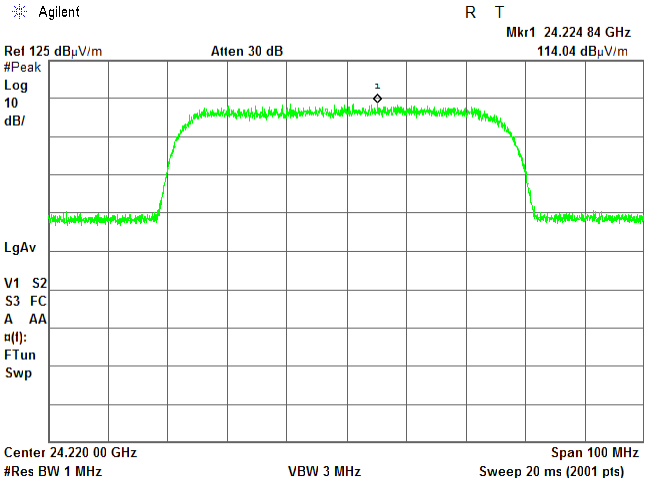

High
DETECTOR: Average

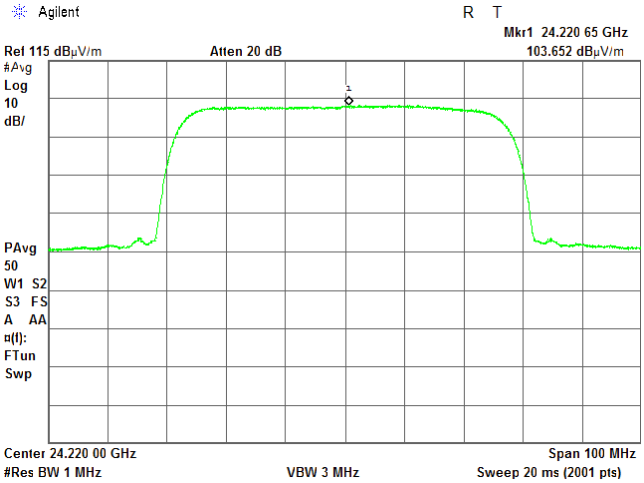

Test specification:	**Section 15.249(a)(d)/RSS-310, section 3.10, Field strength of emissions**		
Test procedure:	ANSI C63.10 sections 6.5, 6.6		
Test mode:	Compliance	**Verdict:**	PASS
Date(s):	25-Aug-17 - 21-Feb-18		
Temperature: 24.3 ºC	**Relative Humidity:** 48 %	**Air Pressure:** 1011 hPa	**Power:** -48 VDC
Remarks: EUT with 37.1 dBi antenna gain			

Plot 7.2.45 Radiated emission measurements from 9 to 150 kHz

TEST SITE: OATS
TEST DISTANCE: 3 m
ANTENNA POLARIZATION: Vertical
EUT POSITION: Typical (Vertical)
EMISSION BANDWIDTH: 20 MHz
CARRIER FREQUENCY: Low

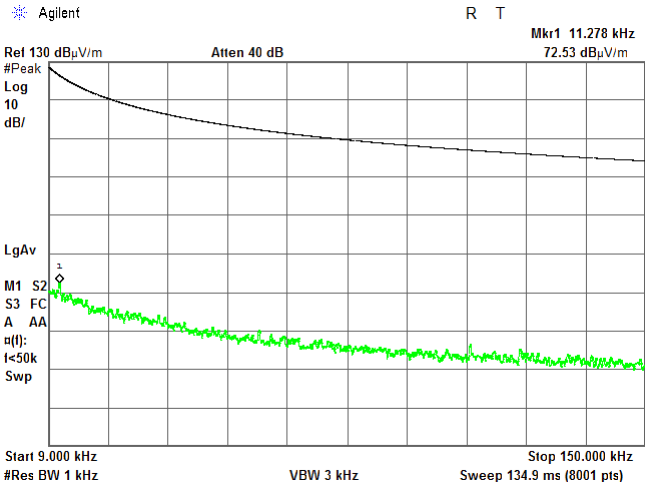

CARRIER FREQUENCY: Mid

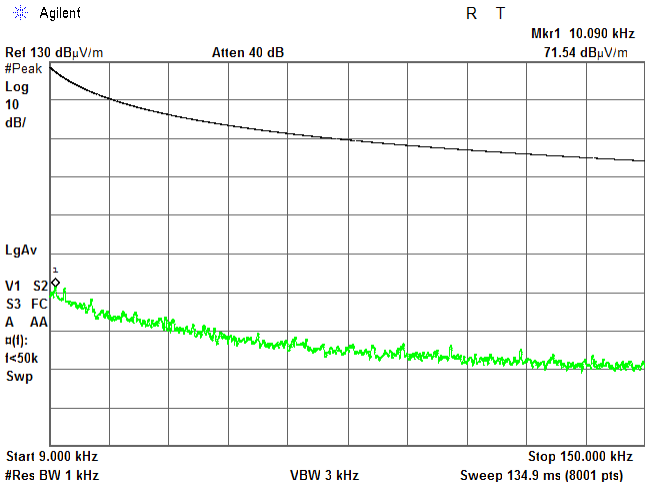

CARRIER FREQUENCY: Mid

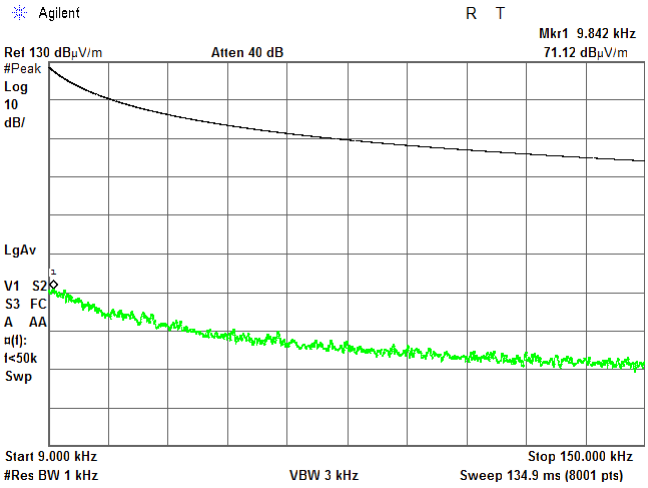

CARRIER FREQUENCY: High

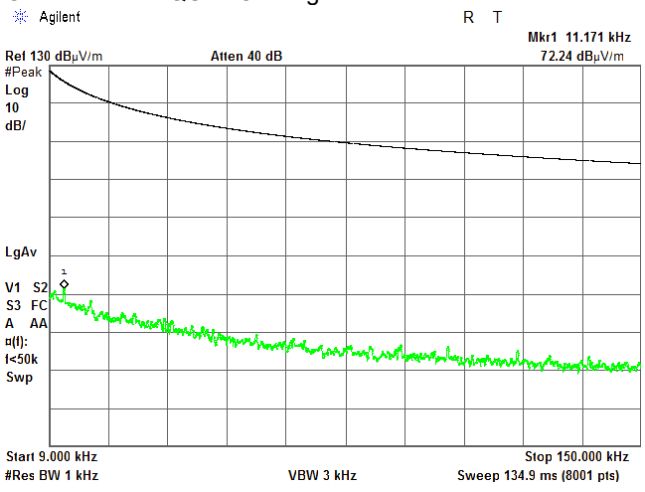

Test specification:	**Section 15.249(a)(d)/RSS-310, section 3.10, Field strength of emissions**		
Test procedure:	ANSI C63.10 sections 6.5, 6.6		
Test mode:	Compliance	**Verdict:**	PASS
Date(s):	25-Aug-17 - 21-Feb-18		
Temperature: 24.3 ºC	**Relative Humidity:** 48 %	**Air Pressure:** 1011 hPa	**Power:** -48 VDC
Remarks: EUT with 37.1 dBi antenna gain			

Plot 7.2.46 Radiated emission measurements from 0.15 to 30 MHz

TEST SITE: OATS
TEST DISTANCE: 3 m
ANTENNA POLARIZATION: Vertical
EUT POSITION: Typical (Vertical)
EMISSION BANDWIDTH: 20 MHz
CARRIER FREQUENCY: Low

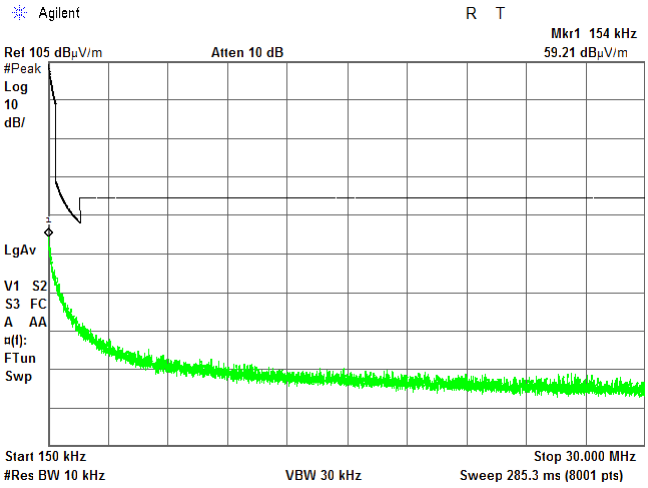

CARRIER FREQUENCY: Mid

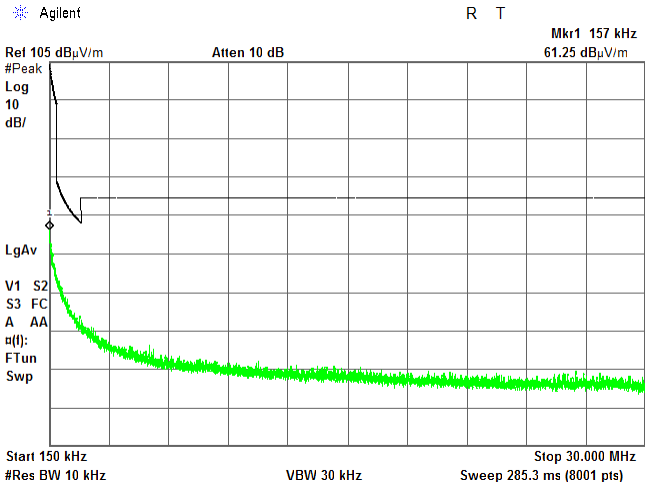

CARRIER FREQUENCY: Mid

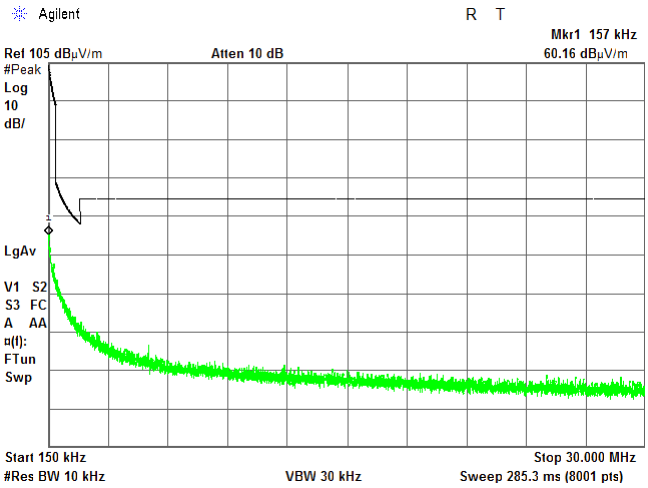

CARRIER FREQUENCY: High

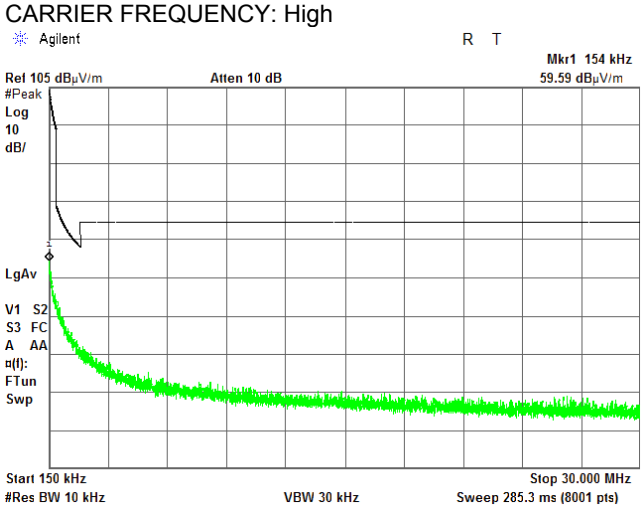

Test specification:	**Section 15.249(a)(d)/RSS-310, section 3.10, Field strength of emissions**		
Test procedure:	ANSI C63.10 sections 6.5, 6.6		
Test mode:	Compliance	**Verdict:**	PASS
Date(s):	25-Aug-17 - 21-Feb-18		
Temperature: 24.3 ºC	**Relative Humidity:** 48 %	**Air Pressure:** 1011 hPa	**Power:** -48 VDC
Remarks: EUT with 37.1 dBi antenna gain			

Plot 7.2.47 Radiated emission measurements from 30 to 1000 MHz

TEST SITE: Semi anechoic chamber
TEST DISTANCE: 3 m
ANTENNA POLARIZATION: Vertical
EUT POSITION: Typical (Vertical)
EMISSION BANDWIDTH: 20 MHz
CARRIER FREQUENCY: Low/Mid /High

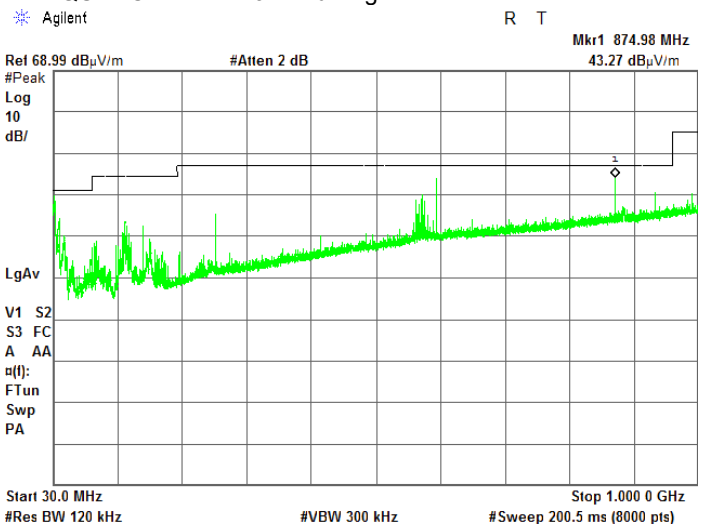

Plot 7.2.48 Radiated emission measurements from 30 to 1000 MHz

TEST SITE: Semi anechoic chamber
TEST DISTANCE: 3 m
ANTENNA POLARIZATION: Horizontal
EUT POSITION: Typical (Vertical)
EMISSION BANDWIDTH: 20 MHz
CARRIER FREQUENCY: Low/Mid /High

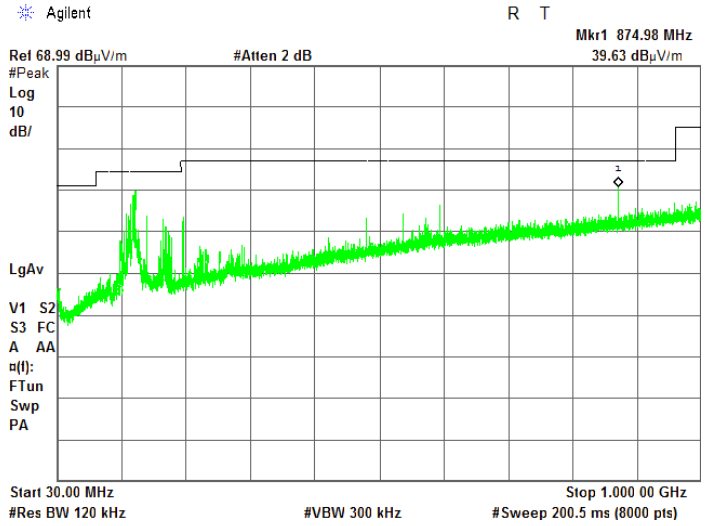

Test specification:	**Section 15.249(a)(d)/RSS-310, section 3.10, Field strength of emissions**		
Test procedure:	ANSI C63.10 sections 6.5, 6.6		
Test mode:	Compliance	**Verdict:**	PASS
Date(s):	25-Aug-17 - 21-Feb-18		
Temperature: 24.3 ºC	**Relative Humidity:** 48 %	**Air Pressure:** 1011 hPa	**Power:** -48 VDC
Remarks: EUT with 37.1 dBi antenna gain			

Plot 7.2.49 Radiated emission measurements from 1.0 to 3.0MHz

TEST SITE: Semi anechoic chamber
TEST DISTANCE: 3 m
ANTENNA POLARIZATION: Vertical
EUT POSITION: Typical (Vertical)
EMISSION BANDWIDTH: 20 MHz
CARRIER FREQUENCY: Low/Mid /High
DETECTOR PEAK: RBW = 1 MHz; VBW = 3 MHz
DETECTOR AVERAGE: RBW = 1 MHz; VBW = 10 kHz

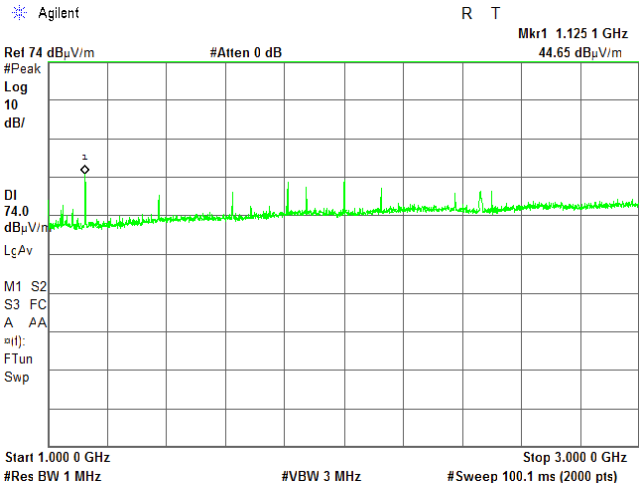

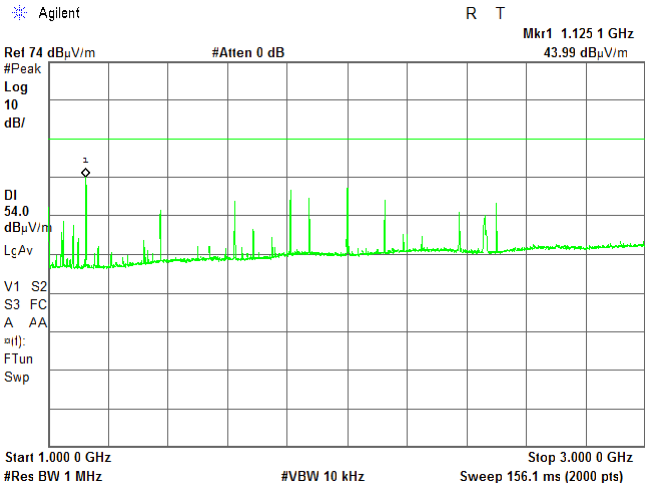

Plot 7.2.50 Radiated emission measurements from 1.0 to 3.0MHz

TEST SITE: Semi anechoic chamber
TEST DISTANCE: 3 m
ANTENNA POLARIZATION: Horizontal
EUT POSITION: Typical (Vertical)
EMISSION BANDWIDTH: 20 MHz
CARRIER FREQUENCY: Low/Mid /High
DETECTOR PEAK: RBW = 1 MHz; VBW = 3 MHz
DETECTOR AVERAGE: RBW = 1 MHz; VBW = 10 kHz

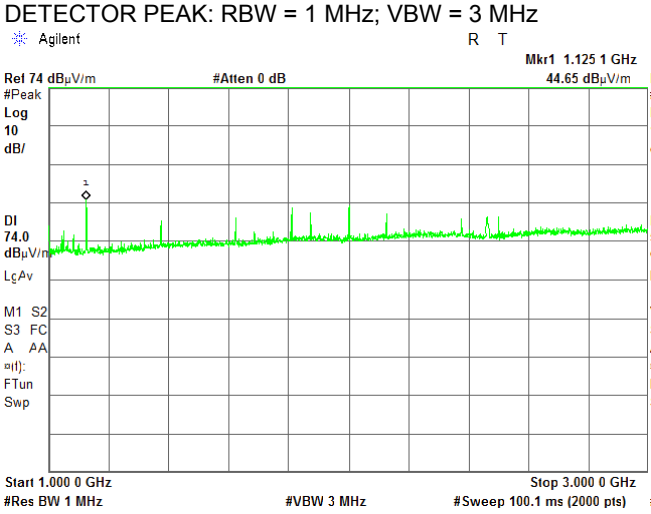

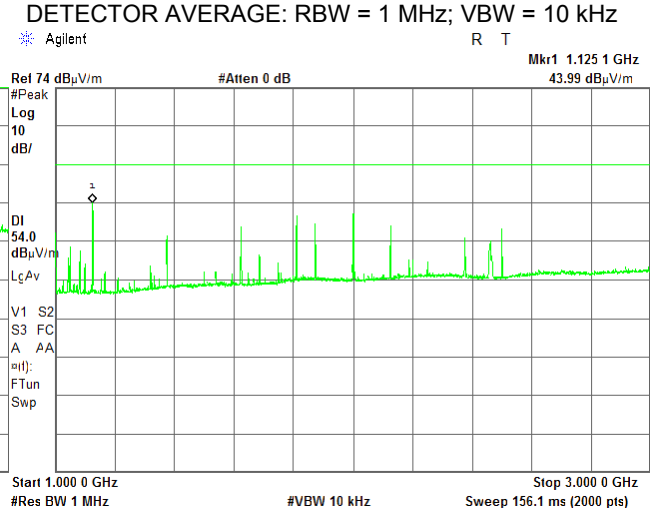

Test specification:	**Section 15.249(a)(d)/RSS-310, section 3.10, Field strength of emissions**		
Test procedure:	ANSI C63.10 sections 6.5, 6.6		
Test mode:	Compliance	**Verdict:**	PASS
Date(s):	25-Aug-17 - 21-Feb-18		
Temperature: 24.3 ºC	**Relative Humidity:** 48 %	**Air Pressure:** 1011 hPa	**Power:** -48 VDC
Remarks: EUT with 37.1 dBi antenna gain			

Plot 7.2.51 Radiated emission measurements from 3.0 to 18.0 GHz

TEST SITE: Semi anechoic chamber
TEST DISTANCE: 3 m
ANTENNA POLARIZATION: Vertical and Horizontal
EUT POSITION: Typical (Vertical)
EMISSION BANDWIDTH: 20 MHz
CARRIER FREQUENCY: Low/Mid /High
DETECTOR PEAK: RBW = 1 MHz; VBW = 3 MHz
DETECTOR AVERAGE: RBW = 1 MHz; VBW = 10 kHz

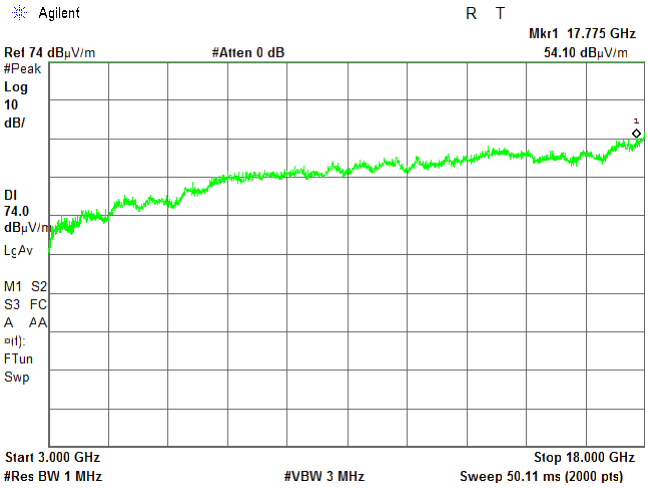

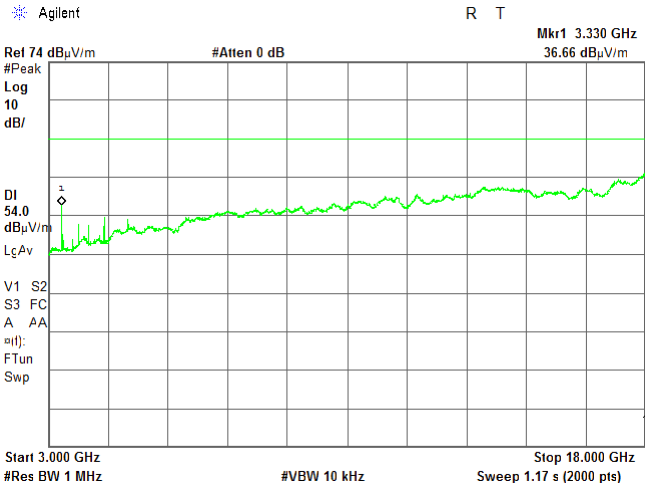

Test specification:	**Section 15.249(a)(d)/RSS-310, section 3.10, Field strength of emissions**		
Test procedure:	ANSI C63.10 sections 6.5, 6.6		
Test mode:	Compliance	**Verdict:**	PASS
Date(s):	25-Aug-17 - 21-Feb-18		
Temperature: 24.3 ºC	**Relative Humidity:** 48 %	**Air Pressure:** 1011 hPa	**Power:** -48 VDC
Remarks: EUT with 37.1 dBi antenna gain			

Plot 7.2.52 Radiated emission measurements from 18.0 to 26.5 GHz

TEST SITE: OATS
TEST DISTANCE: 3 m
ANTENNA POLARIZATION: Vertical and Horizontal
EUT POSITION: Typical (Vertical)
DETECTOR PEAK: RBW = 1 MHz; VBW = 3 MHz
DETECTOR AVERAGE: RBW = 1 MHz; VBW = 10 kHz
CARRIER FREQUENCY: Low

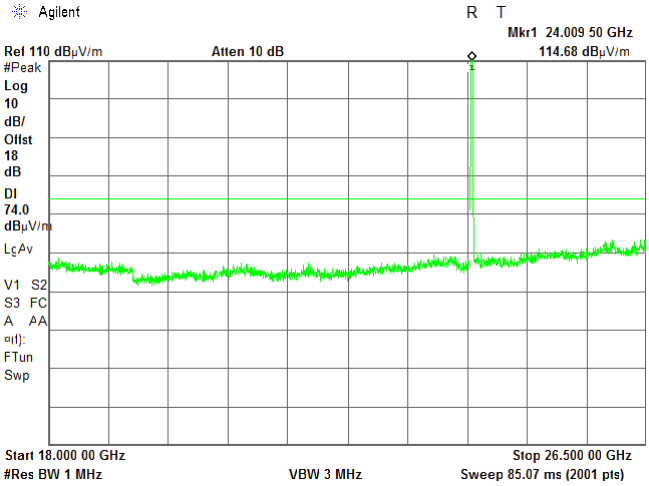

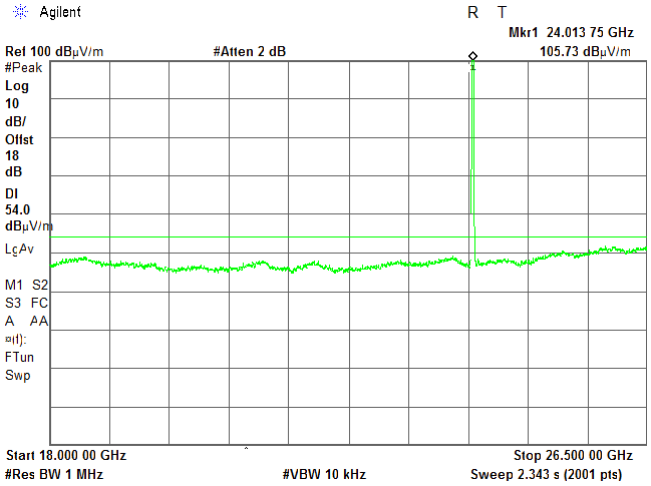

CARRIER FREQUENCY: Mid

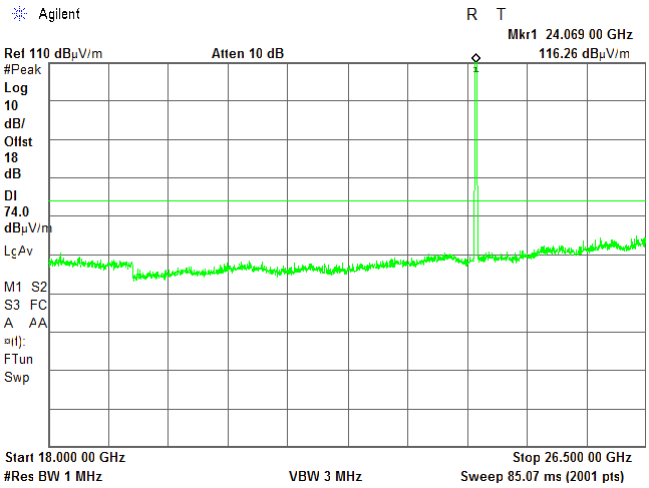

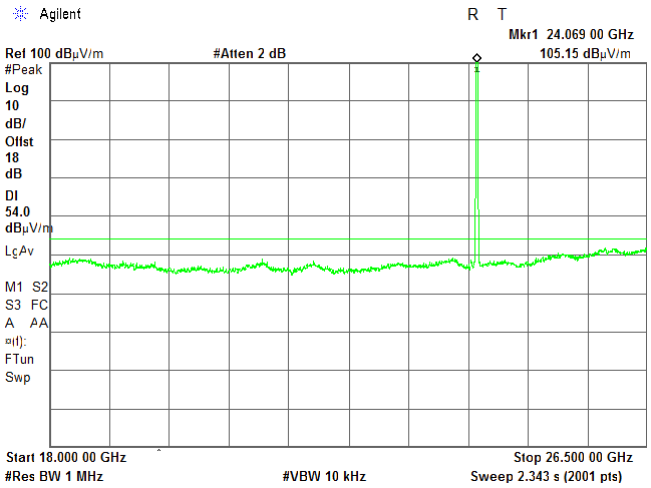

Test specification:	**Section 15.249(a)(d)/RSS-310, section 3.10, Field strength of emissions**		
Test procedure:	ANSI C63.10 sections 6.5, 6.6		
Test mode:	Compliance	**Verdict:**	PASS
Date(s):	25-Aug-17 - 21-Feb-18		
Temperature: 24.3 ºC	**Relative Humidity:** 48 %	**Air Pressure:** 1011 hPa	**Power:** -48 VDC
Remarks: EUT with 37.1 dBi antenna gain			

Plot 7.2.53 Radiated emission measurements from 18.0 to 26.5 GHz

TEST SITE: OATS
TEST DISTANCE: 3 m
ANTENNA POLARIZATION: Vertical and Horizontal
EUT POSITION: Typical (Vertical)
DETECTOR PEAK: RBW = 1 MHz; VBW = 3 MHz
DETECTOR AVERAGE: RBW = 1 MHz; VBW = 10 kHz
CARRIER FREQUENCY: Mid

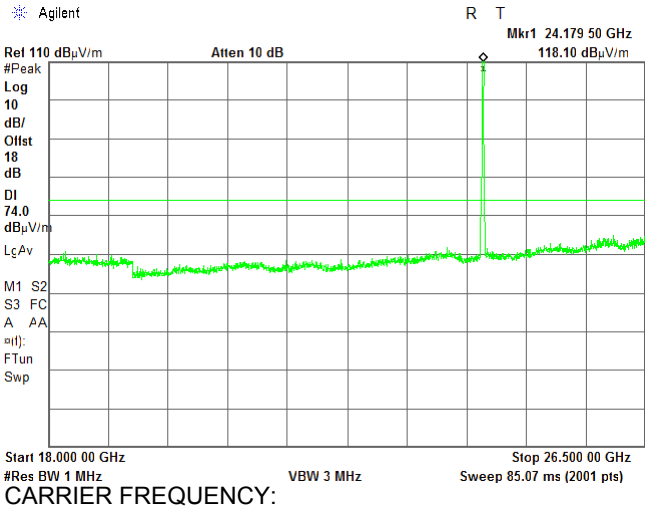

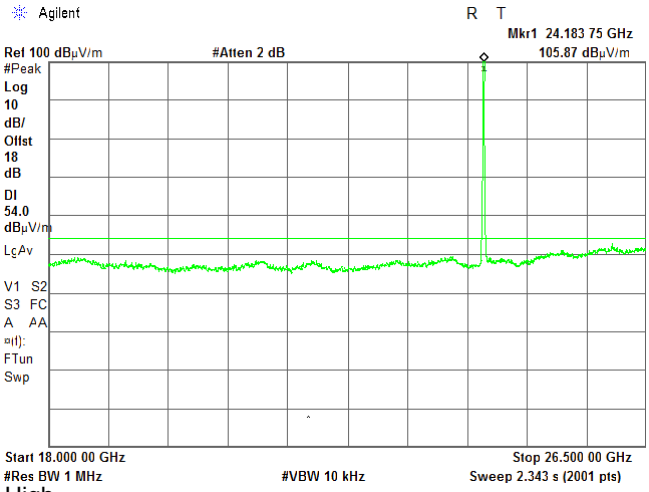

CARRIER FREQUENCY: High

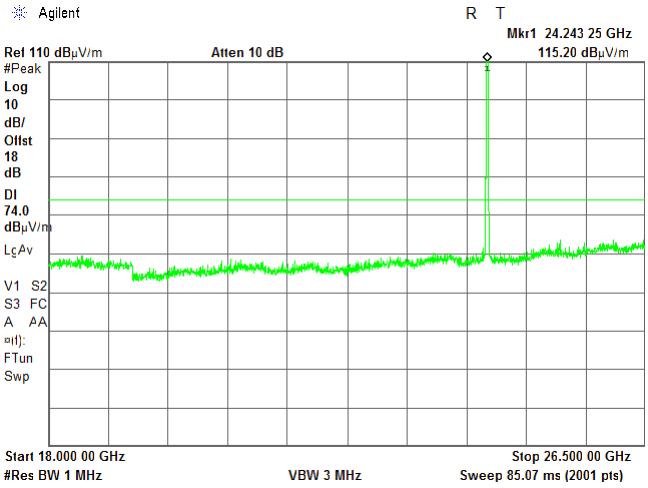

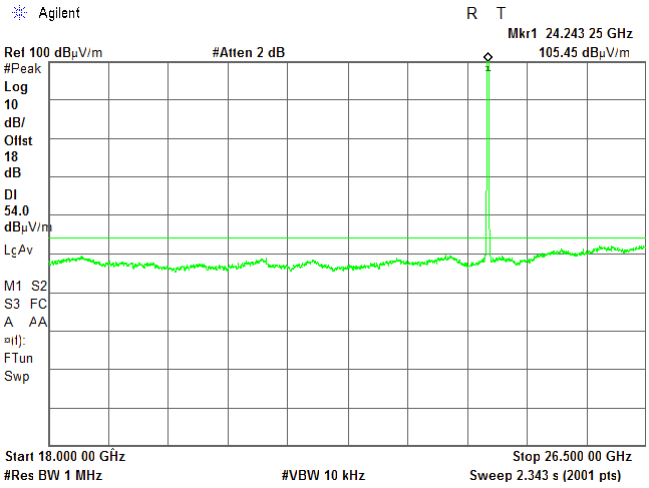

Test specification:	**Section 15.249(a)(d)/RSS-310, section 3.10, Field strength of emissions**		
Test procedure:	ANSI C63.10 sections 6.5, 6.6		
Test mode:	Compliance	**Verdict:**	PASS
Date(s):	25-Aug-17 - 21-Feb-18		
Temperature: 24.3 ºC	**Relative Humidity:** 48 %	**Air Pressure:** 1011 hPa	**Power:** -48 VDC
Remarks: EUT with 37.1 dBi antenna gain			

Plot 7.2.54 Radiated emission measurements from 26.5 to 33.0 GHz

TEST SITE:	OATS
TEST DISTANCE:	0.5 m
ANTENNA POLARIZATION:	Vertical and Horizontal
EMISSION BANDWIDTH:	5 MHz
EUT POSITION:	Typical (Vertical)
DETECTOR PEAK: RBW = 1 MHz; VBW = 3 MHz	DETECTOR AVERAGE: RBW = 1 MHz; VBW = 10 kHz

CARRIER FREQUENCY: Low

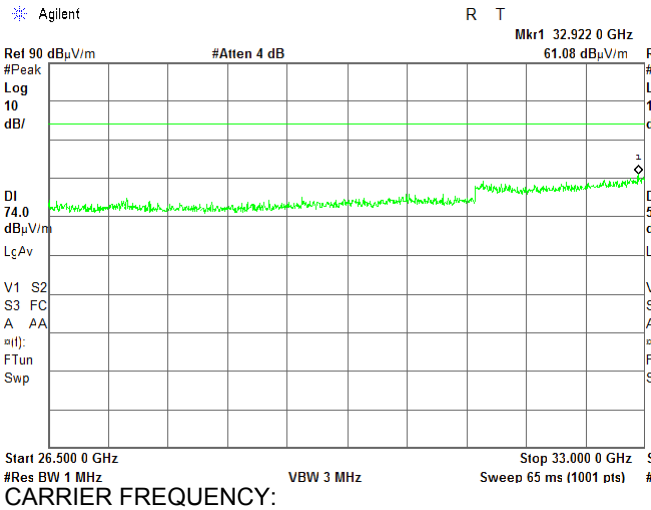

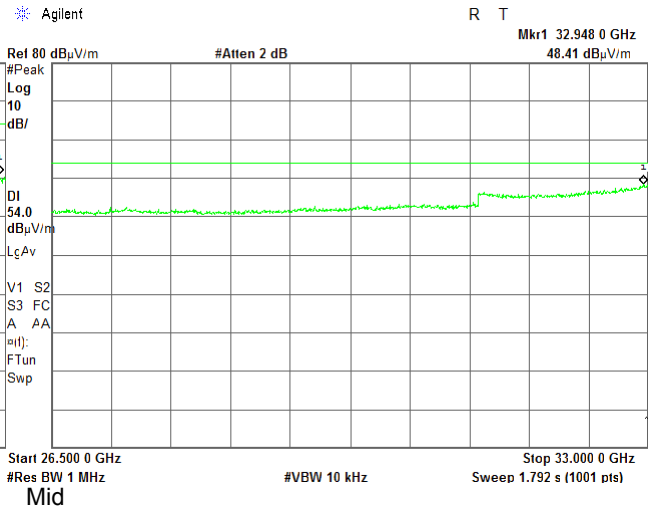

CARRIER FREQUENCY: Mid

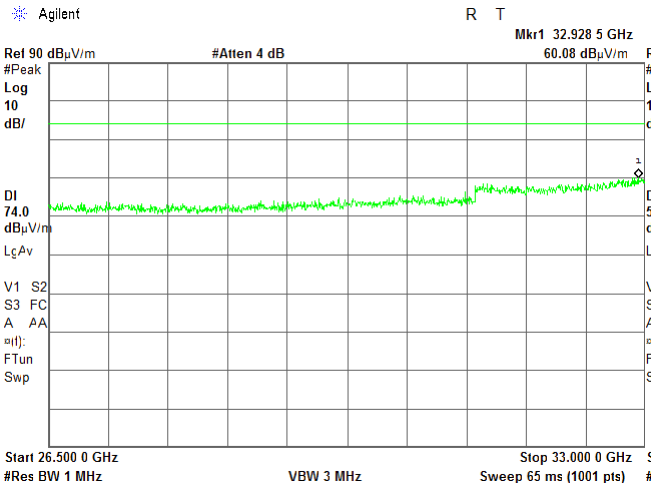

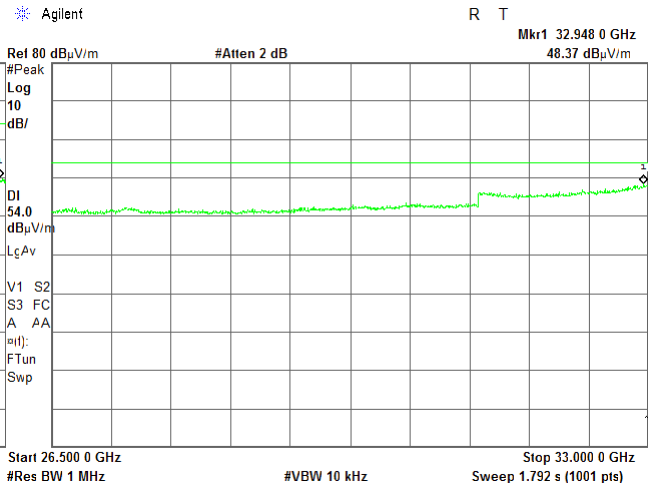

Test specification:	**Section 15.249(a)(d)/RSS-310, section 3.10, Field strength of emissions**		
Test procedure:	ANSI C63.10 sections 6.5, 6.6		
Test mode:	Compliance	**Verdict:**	PASS
Date(s):	25-Aug-17 - 21-Feb-18		
Temperature: 24.3 ºC	**Relative Humidity:** 48 %	**Air Pressure:** 1011 hPa	**Power:** -48 VDC
Remarks: EUT with 37.1 dBi antenna gain			

Plot 7.2.55 Radiated emission measurements from 26.5 to 33.0 GHz

TEST SITE: OATS
TEST DISTANCE: 0.5 m
ANTENNA POLARIZATION: Vertical and Horizontal
EMISSION BANDWIDTH: 5 MHz
EUT POSITION: Typical (Vertical)
DETECTOR PEAK: RBW = 1 MHz; VBW = 3 MHz
DETECTOR AVERAGE: RBW = 1 MHz; VBW = 10 kHz
CARRIER FREQUENCY: Mid

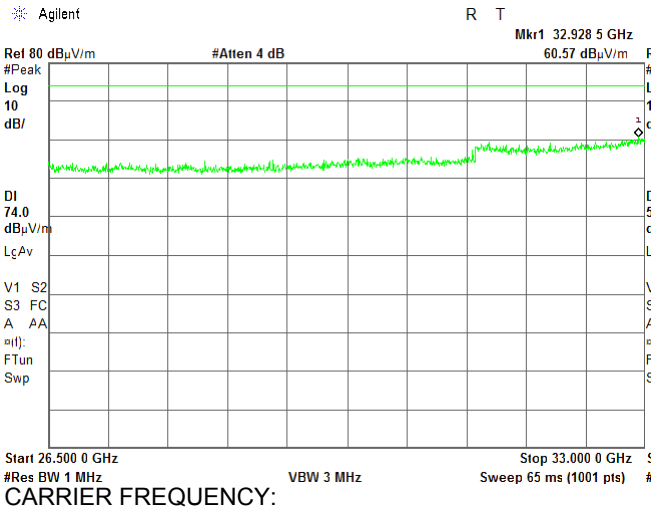

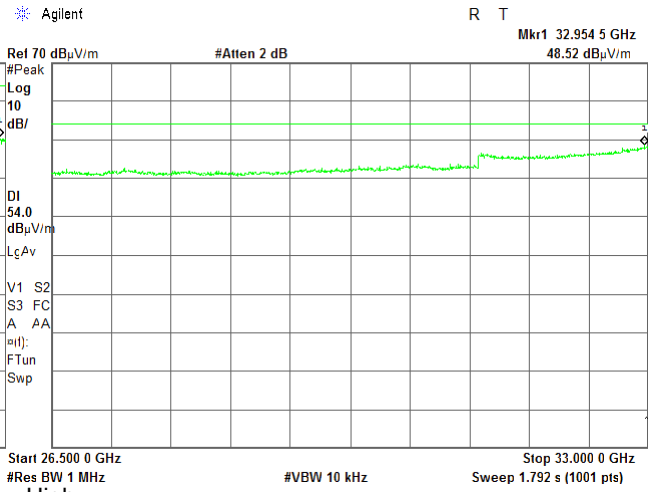

CARRIER FREQUENCY: High

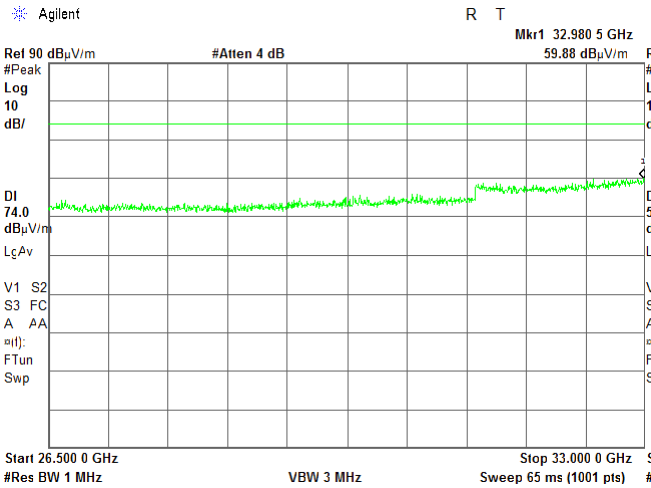

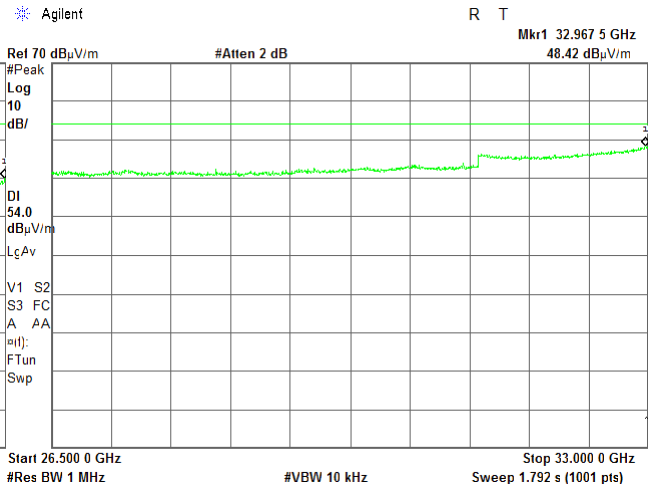

Test specification:	**Section 15.249(a)(d)/RSS-310, section 3.10, Field strength of emissions**		
Test procedure:	ANSI C63.10 sections 6.5, 6.6		
Test mode:	Compliance	**Verdict:**	PASS
Date(s):	25-Aug-17 - 21-Feb-18		
Temperature: 24.3 ºC	**Relative Humidity:** 48 %	**Air Pressure:** 1011 hPa	**Power:** -48 VDC
Remarks: EUT with 37.1 dBi antenna gain			

Plot 7.2.56 Radiated emission measurements from 33.0 to 40.0 GHz

TEST SITE: OATS
TEST DISTANCE: 0.5 m
ANTENNA POLARIZATION: Vertical and Horizontal
EMISSION BANDWIDTH: 5 MHz
EUT POSITION: Typical (Vertical)
DETECTOR PEAK: RBW = 1 MHz; VBW = 3 MHz
DETECTOR AVERAGE: RBW = 1 MHz; VBW = 10 kHz
CARRIER FREQUENCY: Low

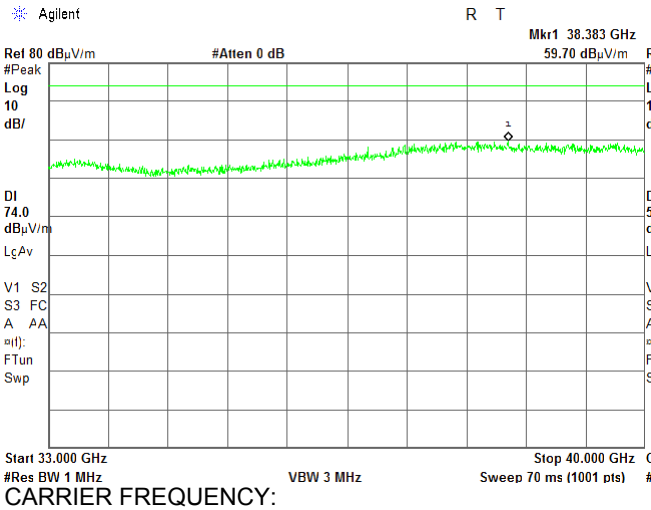

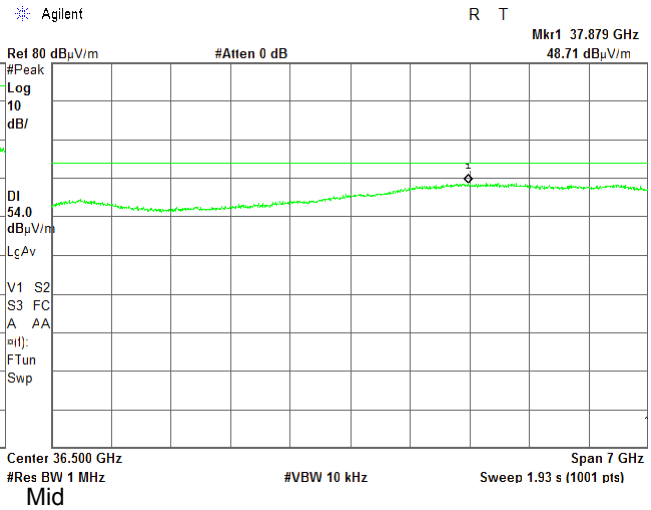

CARRIER FREQUENCY: Mid

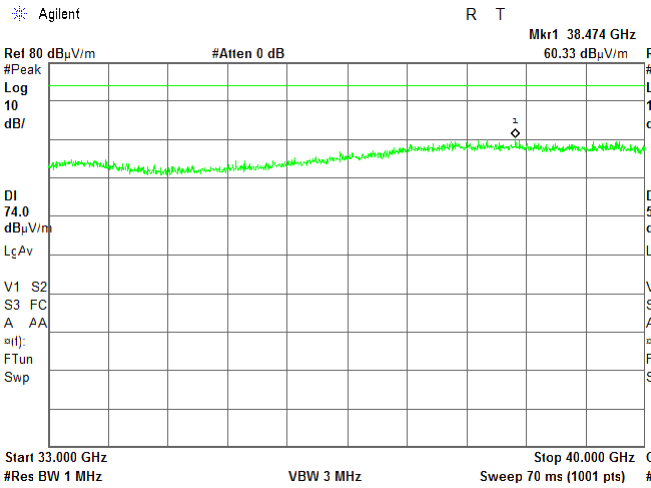

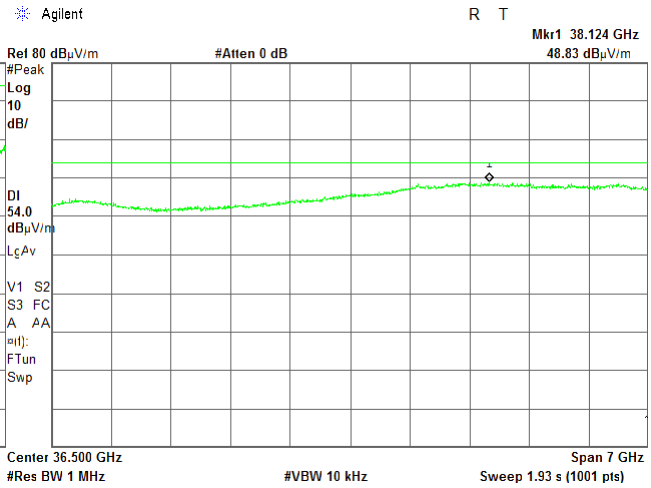

Test specification:	**Section 15.249(a)(d)/RSS-310, section 3.10, Field strength of emissions**		
Test procedure:	ANSI C63.10 sections 6.5, 6.6		
Test mode:	Compliance	**Verdict:**	PASS
Date(s):	25-Aug-17 - 21-Feb-18		
Temperature: 24.3 ºC	**Relative Humidity:** 48 %	**Air Pressure:** 1011 hPa	**Power:** -48 VDC
Remarks: EUT with 37.1 dBi antenna gain			

Plot 7.2.57 Radiated emission measurements from 33.0 to 40.0 GHz

TEST SITE:	OATS
TEST DISTANCE:	0.5 m
ANTENNA POLARIZATION:	Vertical and Horizontal
EMISSION BANDWIDTH:	5 MHz
EUT POSITION:	Typical (Vertical)
DETECTOR PEAK: RBW = 1 MHz; VBW = 3 MHz	DETECTOR AVERAGE: RBW = 1 MHz; VBW = 10 kHz

CARRIER FREQUENCY: Mid

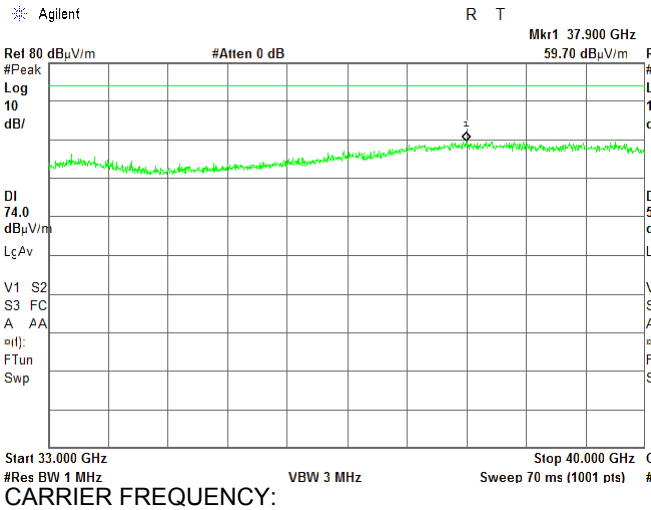

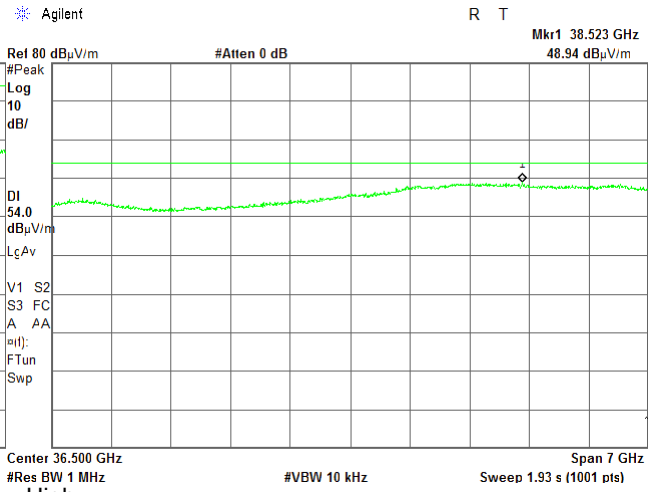

CARRIER FREQUENCY: High

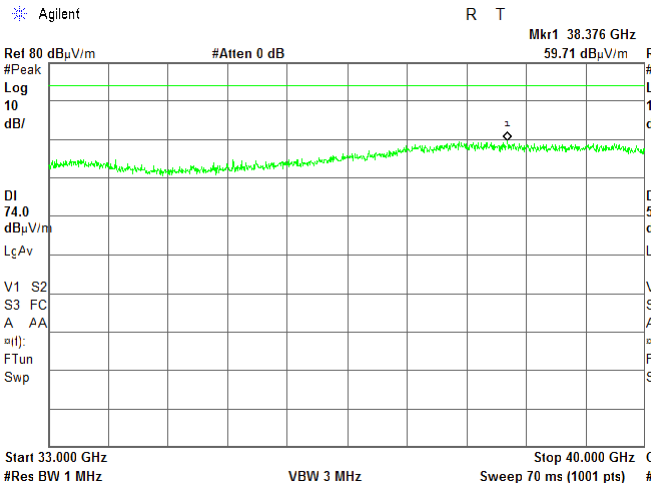

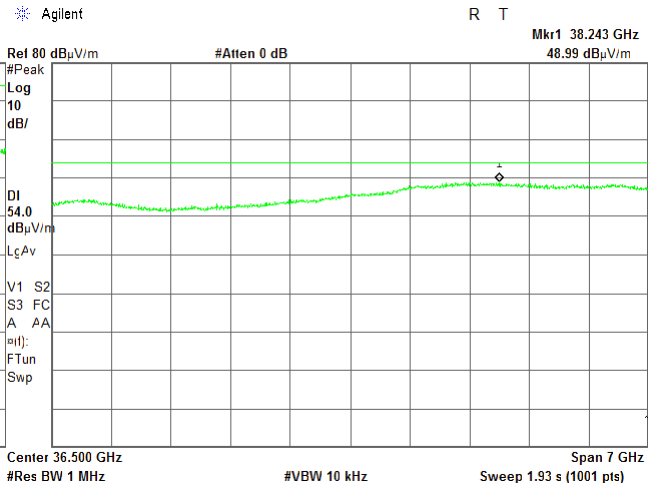

Test specification:	**Section 15.249(a)(d)/RSS-310, section 3.10, Field strength of emissions**		
Test procedure:	ANSI C63.10 sections 6.5, 6.6		
Test mode:	Compliance	**Verdict:**	PASS
Date(s):	25-Aug-17 - 21-Feb-18		
Temperature: 24.3 ºC	**Relative Humidity:** 48 %	**Air Pressure:** 1011 hPa	**Power:** -48 VDC
Remarks: EUT with 37.1 dBi antenna gain			

Plot 7.2.58 Radiated emission measurements from 40.0 to 50.0 GHz

TEST SITE: OATS
TEST DISTANCE: 0.5 m
ANTENNA POLARIZATION: Vertical and Horizontal
EUT POSITION: Typical (Vertical)
DETECTOR PEAK: RBW = 1 MHz; VBW = 3 MHz
DETECTOR AVERAGE: RBW = 1 MHz; VBW = 10 kHz
CARRIER FREQUENCY: Low

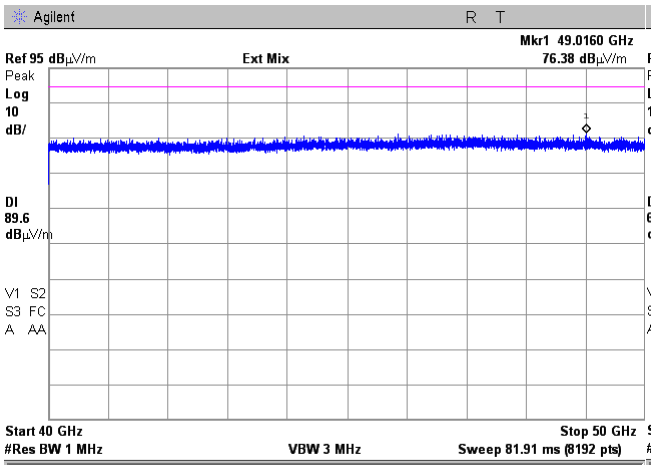

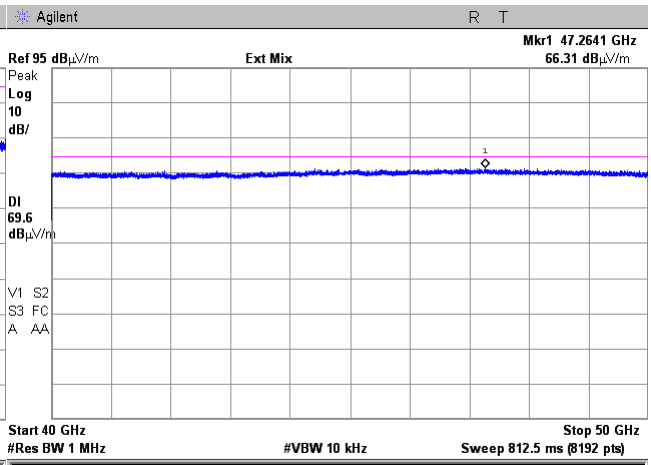

CARRIER FREQUENCY: Mid

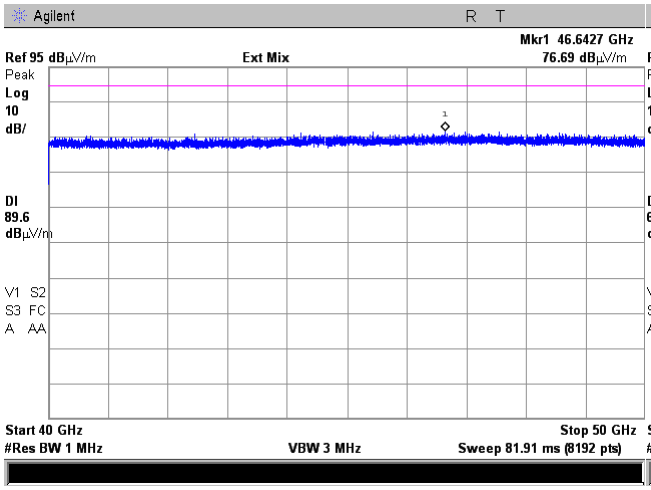

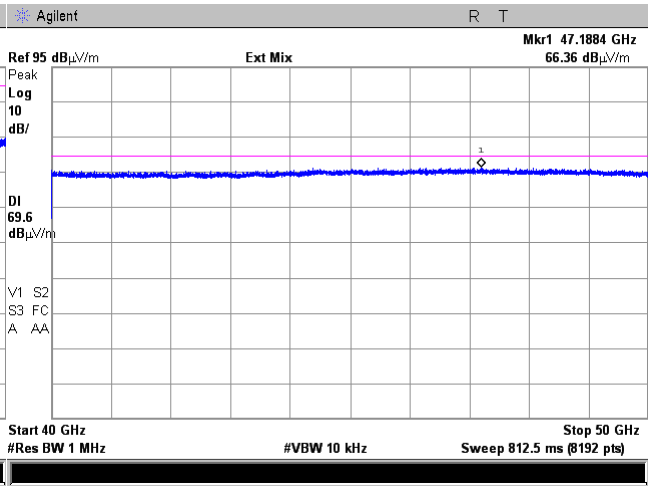

Test specification:	**Section 15.249(a)(d)/RSS-310, section 3.10, Field strength of emissions**		
Test procedure:	ANSI C63.10 sections 6.5, 6.6		
Test mode:	Compliance	**Verdict:**	PASS
Date(s):	25-Aug-17 - 21-Feb-18		
Temperature: 24.3 ºC	**Relative Humidity:** 48 %	**Air Pressure:** 1011 hPa	**Power:** -48 VDC
Remarks: EUT with 37.1 dBi antenna gain			

Plot 7.2.59 Radiated emission measurements from 40.0 to 50.0 GHz

TEST SITE: OATS
TEST DISTANCE: 0.5 m
ANTENNA POLARIZATION: Vertical and Horizontal
EUT POSITION: Typical (Vertical)
DETECTOR PEAK: RBW = 1 MHz; VBW = 3 MHz
DETECTOR AVERAGE: RBW = 1 MHz; VBW = 10 kHz
CARRIER FREQUENCY: Mid

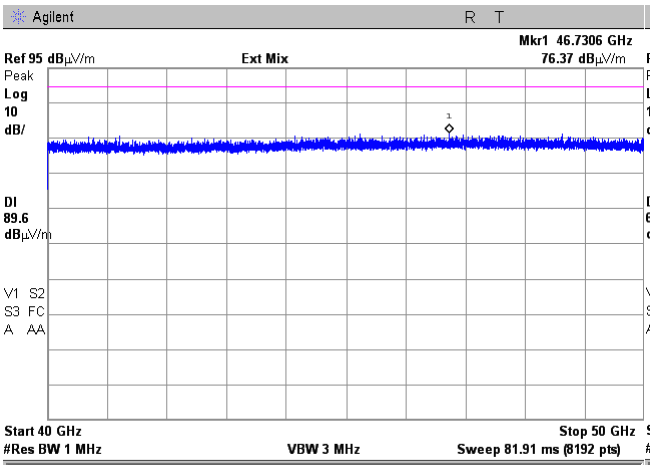

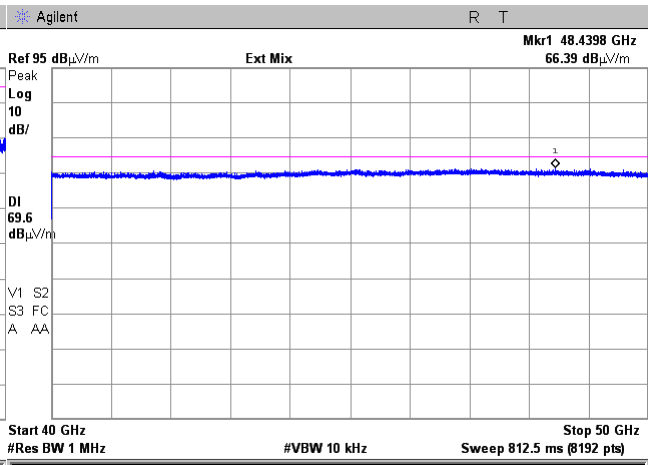

CARRIER FREQUENCY: High

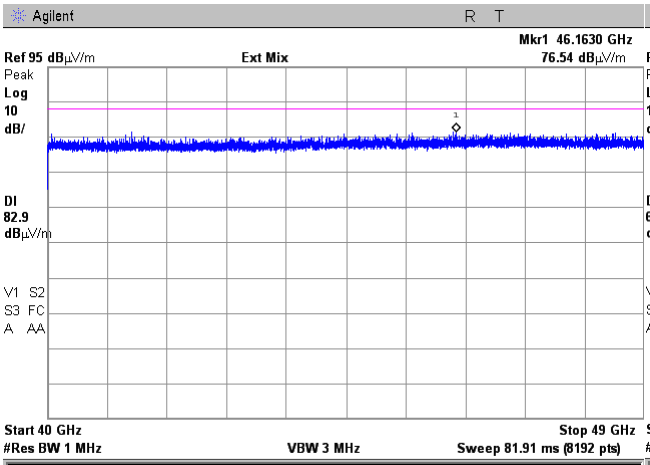

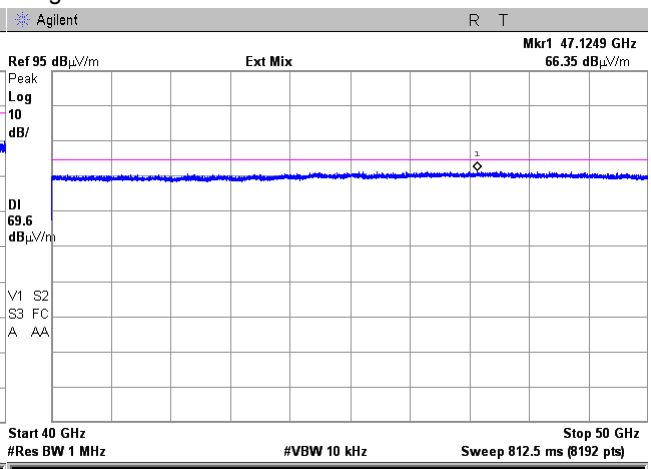

Test specification:	**Section 15.249(a)(d)/RSS-310, section 3.10, Field strength of emissions**		
Test procedure:	ANSI C63.10 sections 6.5, 6.6		
Test mode:	Compliance	**Verdict:**	PASS
Date(s):	25-Aug-17 - 21-Feb-18		
Temperature: 24.3 ºC	**Relative Humidity:** 48 %	**Air Pressure:** 1011 hPa	**Power:** -48 VDC
Remarks: EUT with 37.1 dBi antenna gain			

Plot 7.2.60 Radiated emission measurements from 50.0 to 60.0 GHz

TEST SITE: OATS
TEST DISTANCE: 0.5 m
ANTENNA POLARIZATION: Vertical and Horizontal
EUT POSITION: Typical (Vertical)
DETECTOR PEAK: RBW = 1 MHz; VBW = 3 MHz
DETECTOR AVERAGE: RBW = 1 MHz; VBW = 10 kHz
CARRIER FREQUENCY: Low

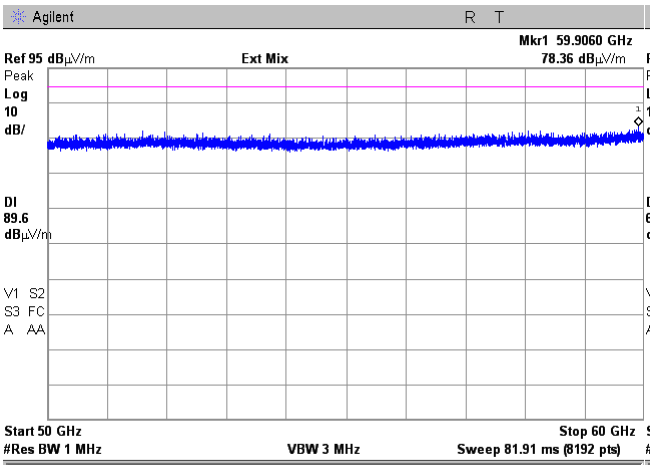

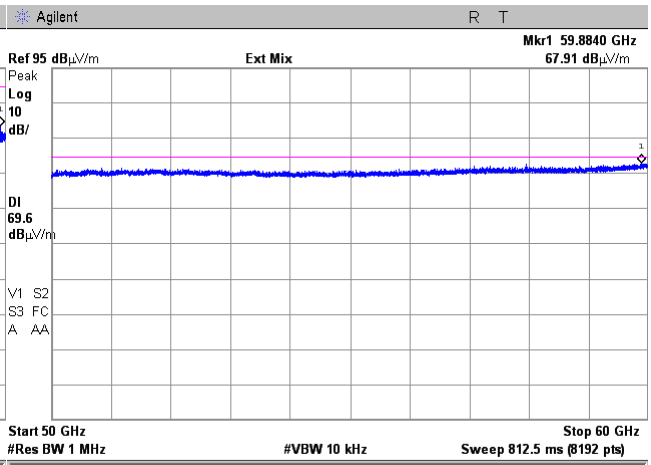

CARRIER FREQUENCY: Mid

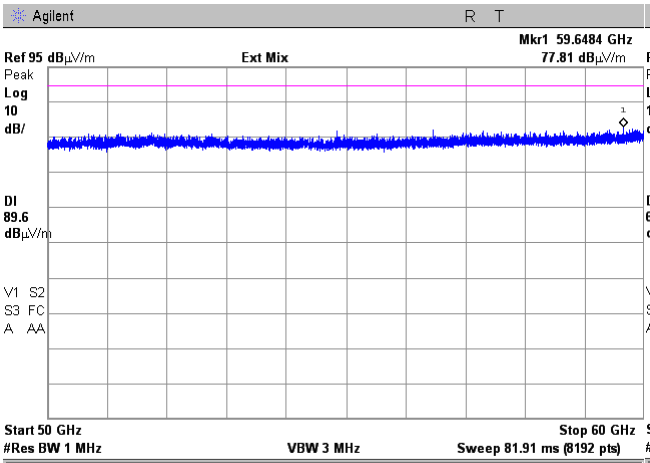

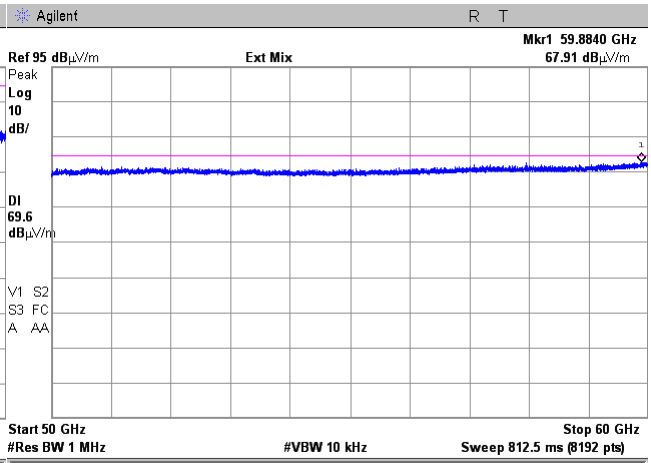

Test specification:	**Section 15.249(a)(d)/RSS-310, section 3.10, Field strength of emissions**		
Test procedure:	ANSI C63.10 sections 6.5, 6.6		
Test mode:	Compliance	**Verdict:**	PASS
Date(s):	25-Aug-17 - 21-Feb-18		
Temperature: 24.3 ºC	**Relative Humidity:** 48 %	**Air Pressure:** 1011 hPa	**Power:** -48 VDC
Remarks: EUT with 37.1 dBi antenna gain			

Plot 7.2.61 Radiated emission measurements from 50.0 to 60.0 GHz

TEST SITE: OATS
TEST DISTANCE: 0.5 m
ANTENNA POLARIZATION: Vertical and Horizontal
EUT POSITION: Typical (Vertical)
DETECTOR PEAK: RBW = 1 MHz; VBW = 3 MHz
DETECTOR AVERAGE: RBW = 1 MHz; VBW = 10 kHz
CARRIER FREQUENCY: Mid

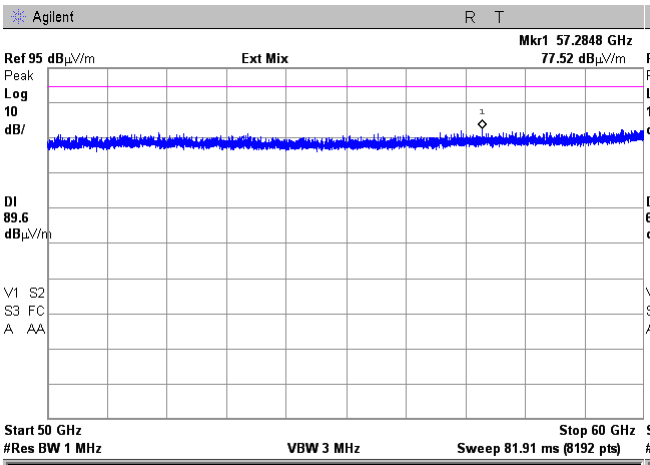

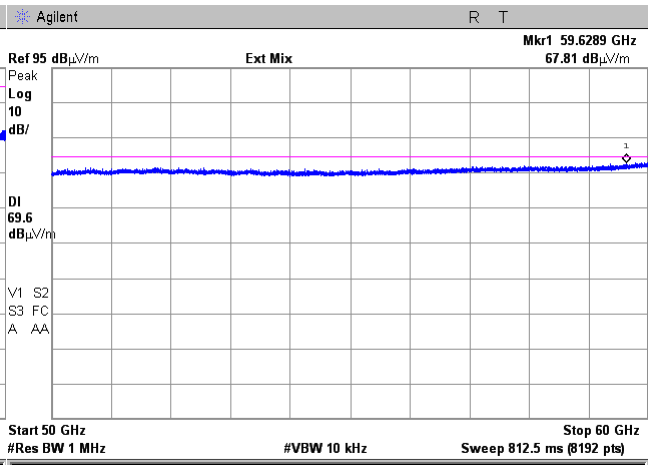

CARRIER FREQUENCY: High

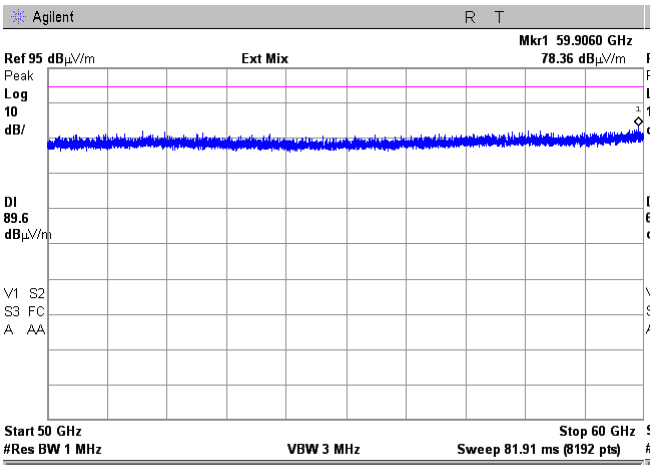

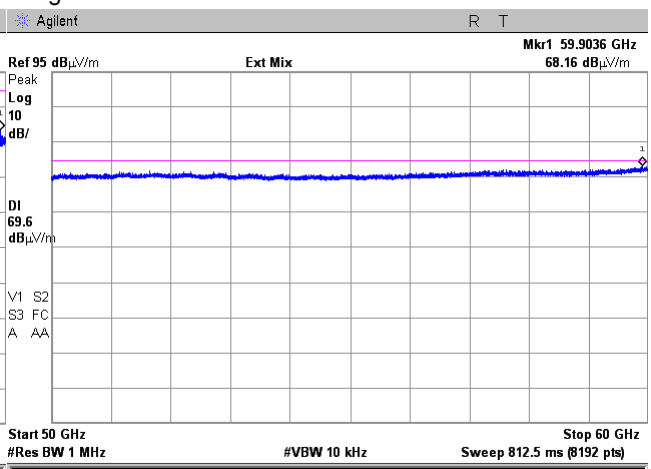

Test specification:	**Section 15.249(a)(d)/RSS-310, section 3.10, Field strength of emissions**		
Test procedure:	ANSI C63.10 sections 6.5, 6.6		
Test mode:	Compliance	**Verdict:**	PASS
Date(s):	25-Aug-17 - 21-Feb-18		
Temperature: 24.3 ºC	**Relative Humidity:** 48 %	**Air Pressure:** 1011 hPa	**Power:** -48 VDC
Remarks: EUT with 37.1 dBi antenna gain			

Plot 7.2.62 Radiated emission measurements from 60.0 to 68.0 GHz

TEST SITE: OATS
TEST DISTANCE: 0.1 m
ANTENNA POLARIZATION: Vertical and Horizontal
EUT POSITION: Typical (Vertical)
DETECTOR PEAK: RBW = 1 MHz; VBW = 3 MHz
DETECTOR AVERAGE: RBW = 1 MHz; VBW = 10 kHz
CARRIER FREQUENCY: Low

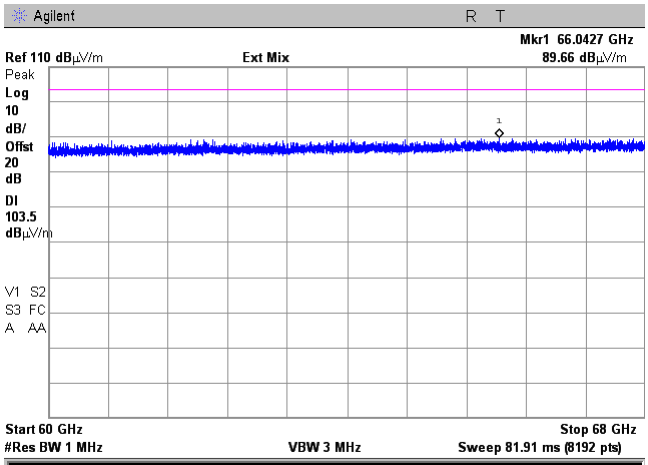

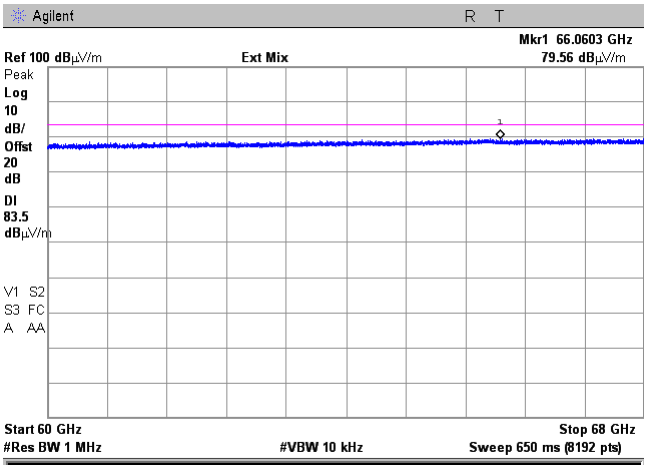

CARRIER FREQUENCY: Mid

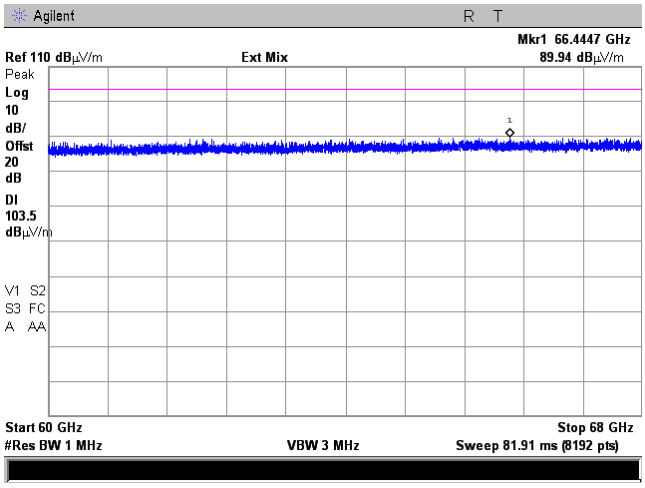

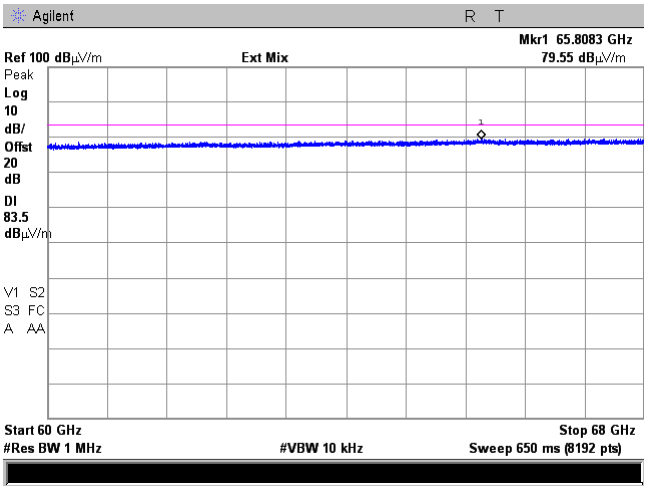

Test specification:	**Section 15.249(a)(d)/RSS-310, section 3.10, Field strength of emissions**		
Test procedure:	ANSI C63.10 sections 6.5, 6.6		
Test mode:	Compliance	**Verdict:**	PASS
Date(s):	25-Aug-17 - 21-Feb-18		
Temperature: 24.3 ºC	**Relative Humidity:** 48 %	**Air Pressure:** 1011 hPa	**Power:** -48 VDC
Remarks: EUT with 37.1 dBi antenna gain			

Plot 7.2.63 Radiated emission measurements from 60.0 to 68.0 GHz

TEST SITE: OATS
TEST DISTANCE: 0.1 m
ANTENNA POLARIZATION: Vertical and Horizontal
EUT POSITION: Typical (Vertical)
DETECTOR PEAK: RBW = 1 MHz; VBW = 3 MHz
DETECTOR AVERAGE: RBW = 1 MHz; VBW = 10 kHz
CARRIER FREQUENCY: Mid

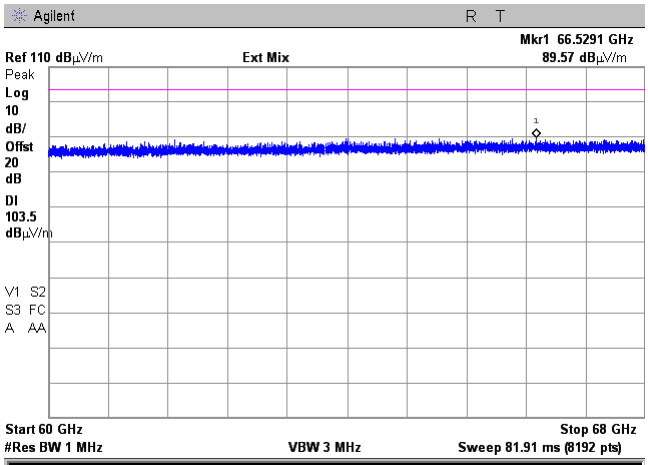

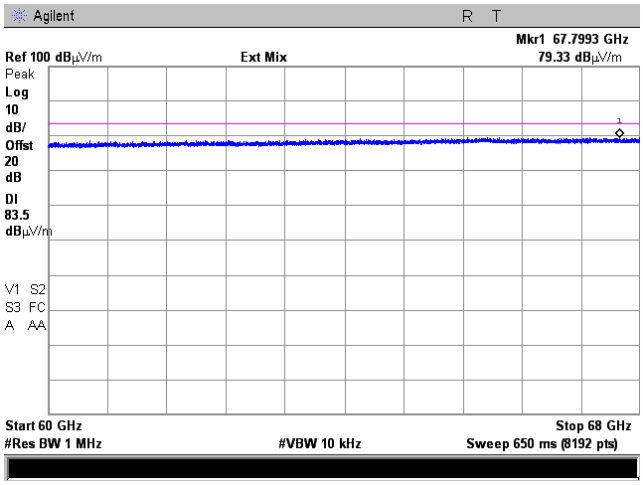

CARRIER FREQUENCY: High

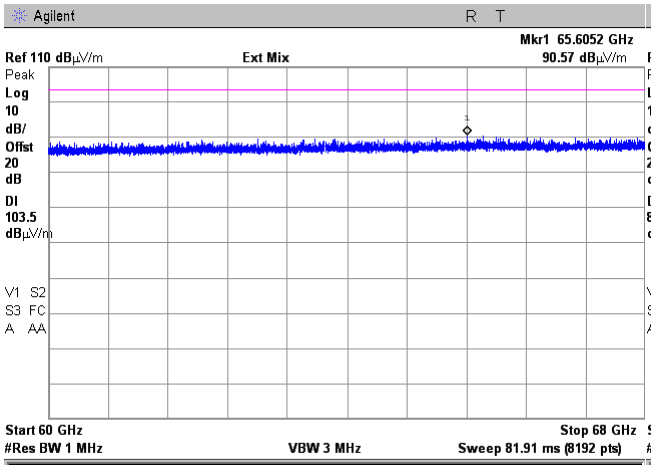

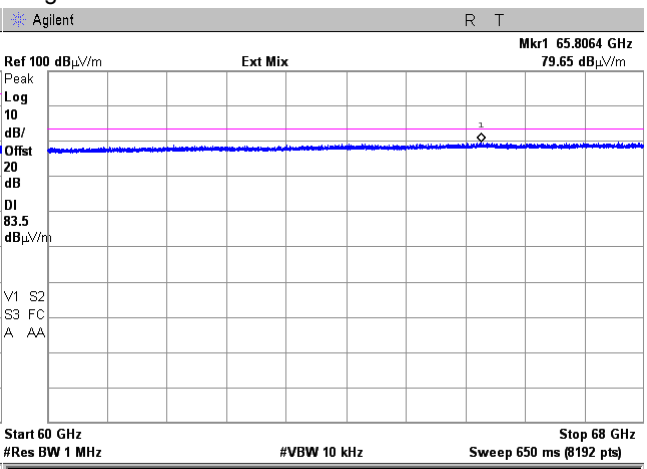

Test specification:	**Section 15.249(a)(d)/RSS-310, section 3.10, Field strength of emissions**		
Test procedure:	ANSI C63.10 sections 6.5, 6.6		
Test mode:	Compliance	**Verdict:**	PASS
Date(s):	25-Aug-17 - 21-Feb-18		
Temperature: 24.3 ºC	**Relative Humidity:** 48 %	**Air Pressure:** 1011 hPa	**Power:** -48 VDC
Remarks: EUT with 37.1 dBi antenna gain			

Plot 7.2.64 Radiated emission measurements from 68.0 to 75.0 GHz

TEST SITE: OATS
TEST DISTANCE: 0.1 m
ANTENNA POLARIZATION: Vertical and Horizontal
EUT POSITION: Typical (Vertical)
DETECTOR PEAK: RBW = 1 MHz; VBW = 3 MHz
DETECTOR AVERAGE: RBW = 1 MHz; VBW = 10 kHz
CARRIER FREQUENCY: Low

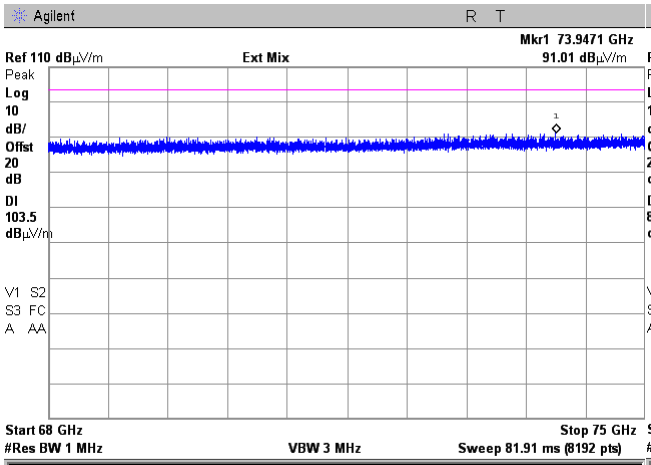

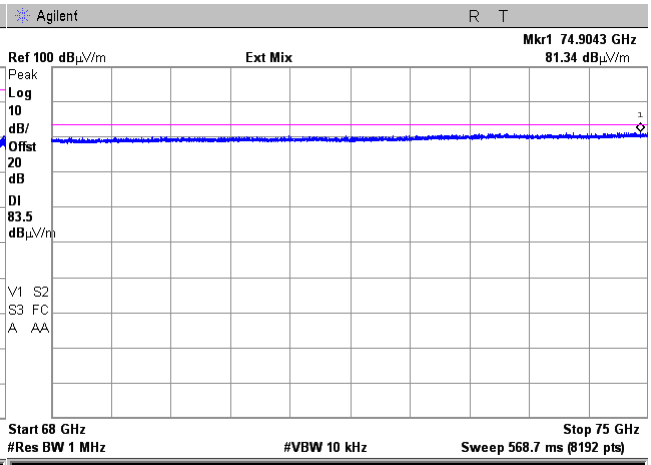

CARRIER FREQUENCY: Mid

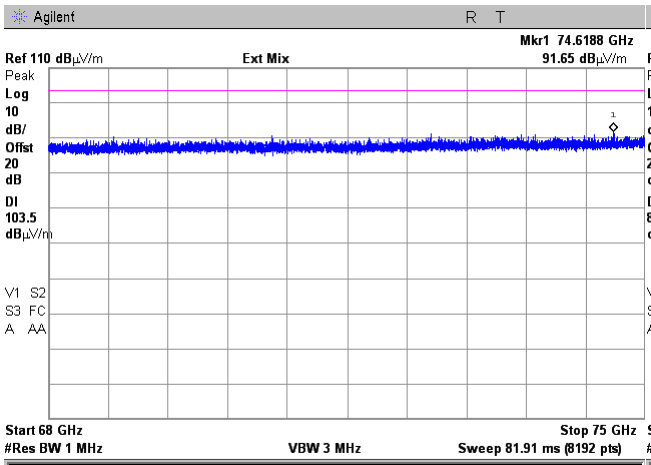

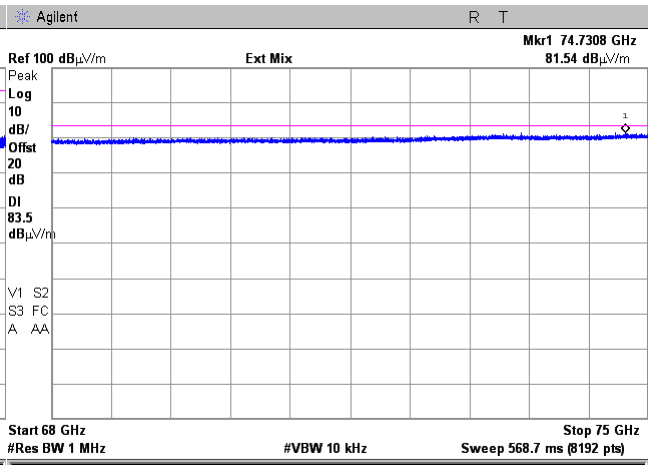

Test specification:	**Section 15.249(a)(d)/RSS-310, section 3.10, Field strength of emissions**		
Test procedure:	ANSI C63.10 sections 6.5, 6.6		
Test mode:	Compliance	**Verdict:**	PASS
Date(s):	25-Aug-17 - 21-Feb-18		
Temperature: 24.3 ºC	**Relative Humidity:** 48 %	**Air Pressure:** 1011 hPa	**Power:** -48 VDC
Remarks: EUT with 37.1 dBi antenna gain			

Plot 7.2.65 Radiated emission measurements from 68.0 to 75.0 GHz

TEST SITE: OATS
TEST DISTANCE: 0.1 m
ANTENNA POLARIZATION: Vertical and Horizontal
EUT POSITION: Typical (Vertical)
DETECTOR PEAK: RBW = 1 MHz; VBW = 3 MHz
DETECTOR AVERAGE: RBW = 1 MHz; VBW = 10 kHz
CARRIER FREQUENCY: Mid

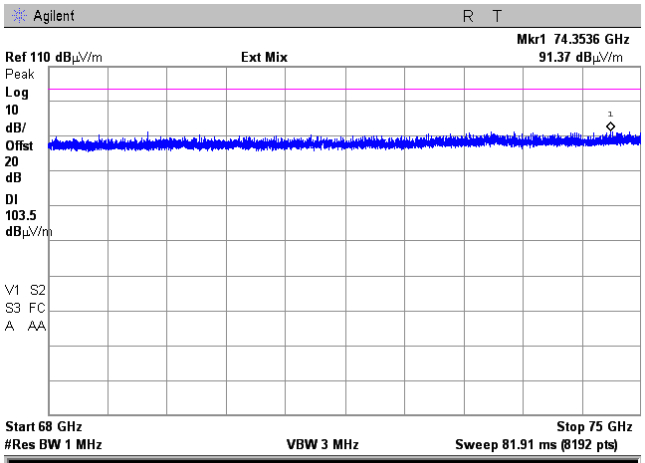

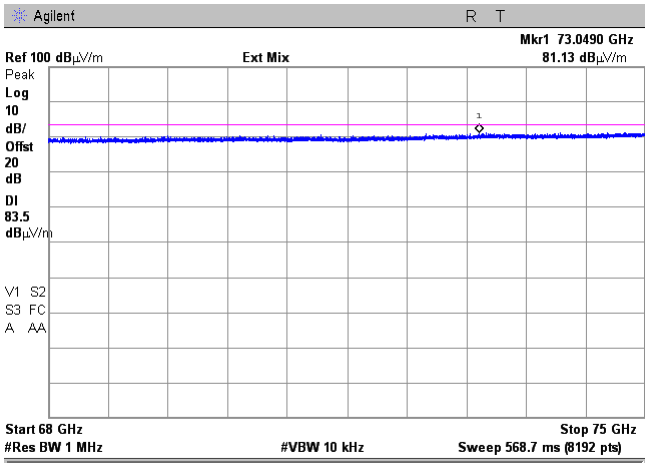

CARRIER FREQUENCY: High

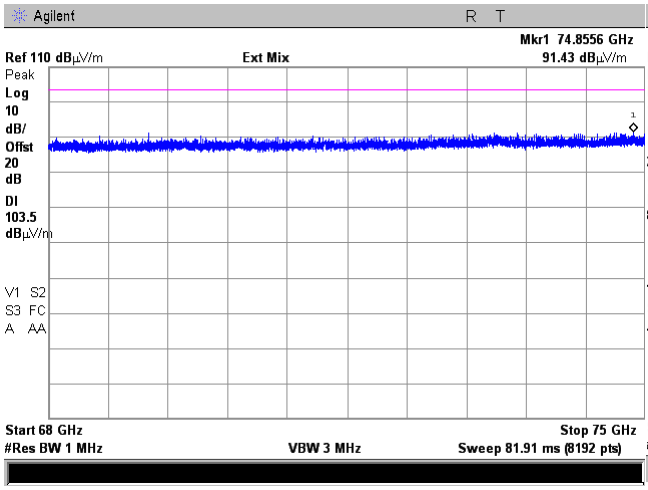

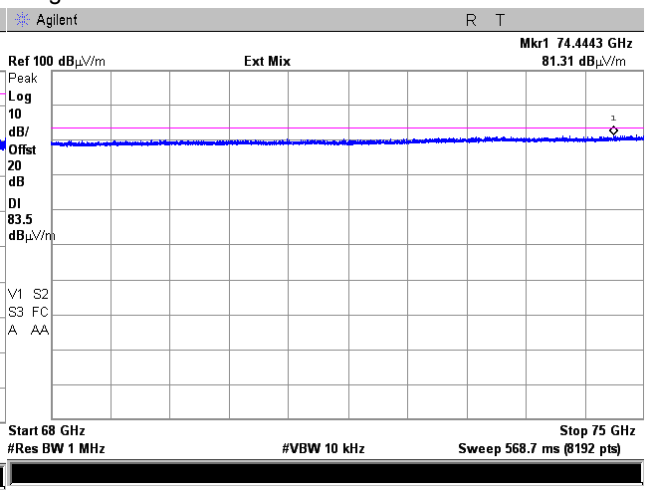

Test specification:	**Section 15.249(a)(d)/RSS-310, section 3.10, Field strength of emissions**		
Test procedure:	ANSI C63.10 sections 6.5, 6.6		
Test mode:	Compliance	**Verdict:**	PASS
Date(s):	25-Aug-17 - 21-Feb-18		
Temperature: 24.3 ºC	**Relative Humidity:** 48 %	**Air Pressure:** 1011 hPa	**Power:** -48 VDC
Remarks: EUT with 37.1 dBi antenna gain			

Plot 7.2.66 Radiated emission measurements from 75.0 to 84.0 GHz

TEST SITE: OATS
TEST DISTANCE: 0.05 m
ANTENNA POLARIZATION: Vertical and Horizontal
EUT POSITION: Typical (Vertical)
DETECTOR PEAK: RBW = 1 MHz; VBW = 3 MHz
DETECTOR AVERAGE: RBW = 1 MHz; VBW = 10 kHz
CARRIER FREQUENCY: Low

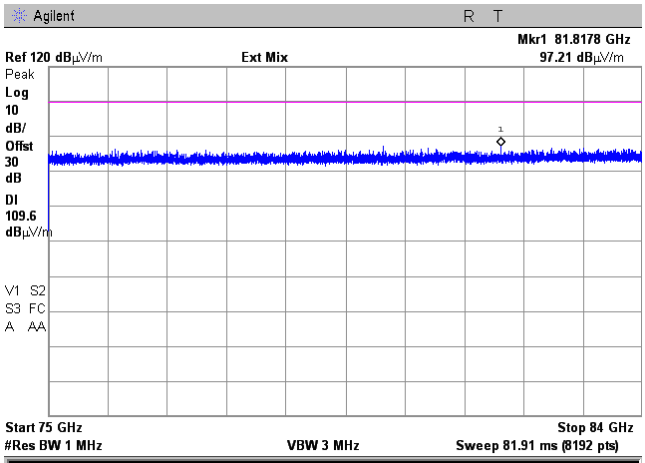

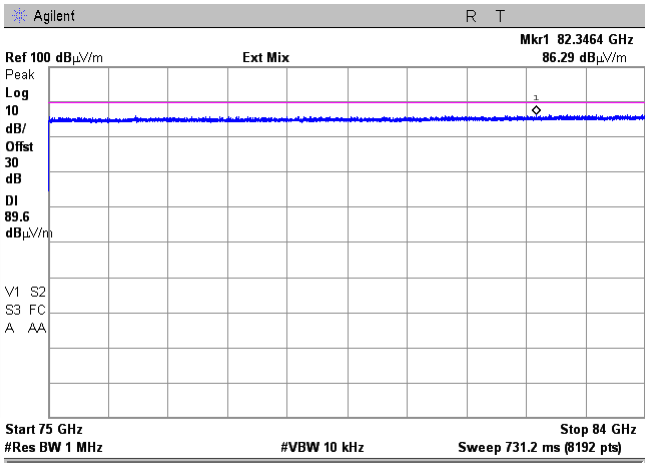

CARRIER FREQUENCY: Mid

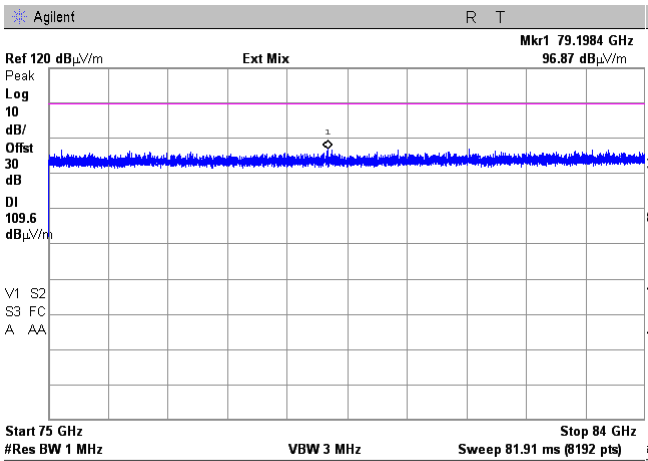

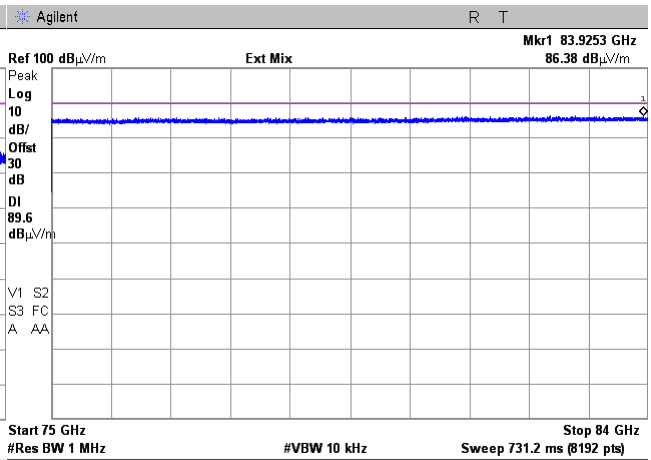

Test specification:	**Section 15.249(a)(d)/RSS-310, section 3.10, Field strength of emissions**		
Test procedure:	ANSI C63.10 sections 6.5, 6.6		
Test mode:	Compliance	**Verdict:**	PASS
Date(s):	25-Aug-17 - 21-Feb-18		
Temperature: 24.3 ºC	**Relative Humidity:** 48 %	**Air Pressure:** 1011 hPa	**Power:** -48 VDC
Remarks: EUT with 37.1 dBi antenna gain			

Plot 7.2.67 Radiated emission measurements from 75.0 to 84.0 GHz

TEST SITE: OATS
TEST DISTANCE: 0.05 m
ANTENNA POLARIZATION: Vertical and Horizontal
EUT POSITION: Typical (Vertical)
DETECTOR PEAK: RBW = 1 MHz; VBW = 3 MHz
DETECTOR AVERAGE: RBW = 1 MHz; VBW = 10 kHz
CARRIER FREQUENCY: Mid

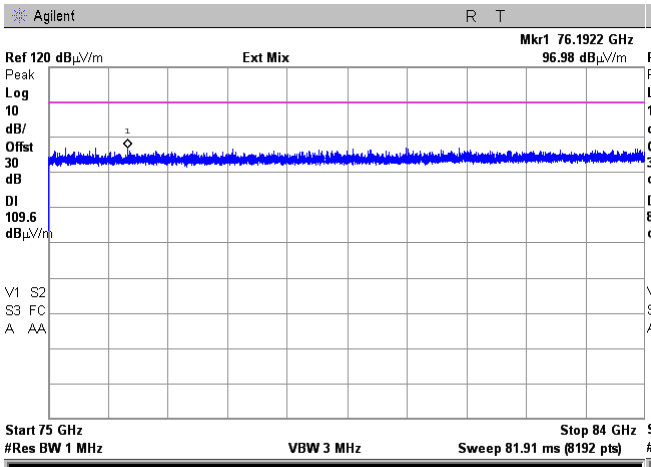

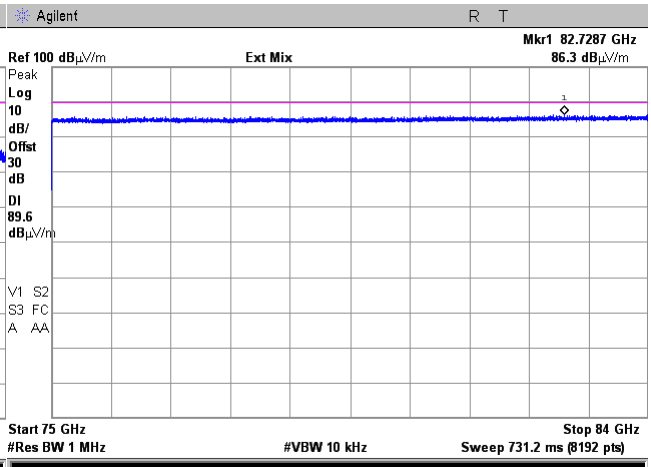

CARRIER FREQUENCY: High

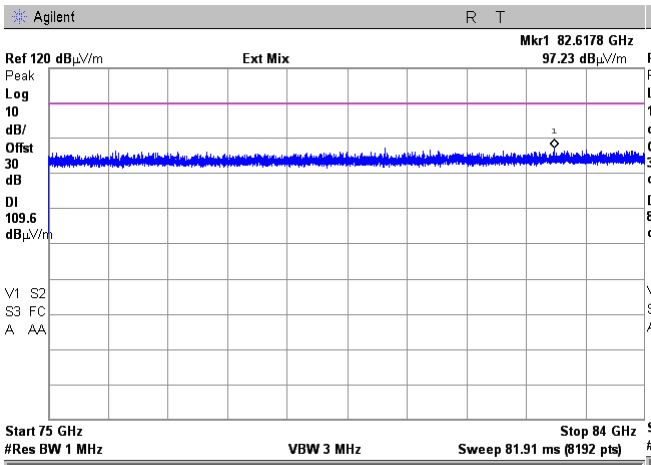

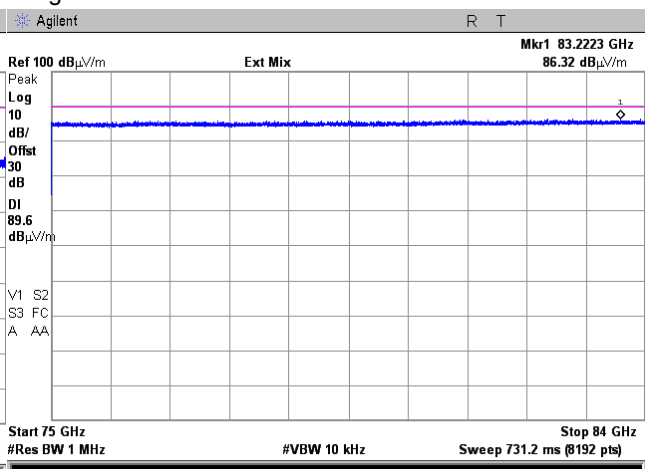

Test specification:	**Section 15.249(a)(d)/RSS-310, section 3.10, Field strength of emissions**		
Test procedure:	ANSI C63.10 sections 6.5, 6.6		
Test mode:	Compliance	**Verdict:**	PASS
Date(s):	25-Aug-17 - 21-Feb-18		
Temperature: 24.3 ºC	**Relative Humidity:** 48 %	**Air Pressure:** 1011 hPa	**Power:** -48 VDC
Remarks: EUT with 37.1 dBi antenna gain			

Plot 7.2.68 Radiated emission measurements from 84.0 to 92.0 GHz

TEST SITE: OATS
TEST DISTANCE: 0.05 m
ANTENNA POLARIZATION: Vertical and Horizontal
EUT POSITION: Typical (Vertical)
DETECTOR PEAK: RBW = 1 MHz; VBW = 3 MHz
DETECTOR AVERAGE: RBW = 1 MHz; VBW = 10 kHz
CARRIER FREQUENCY: Low

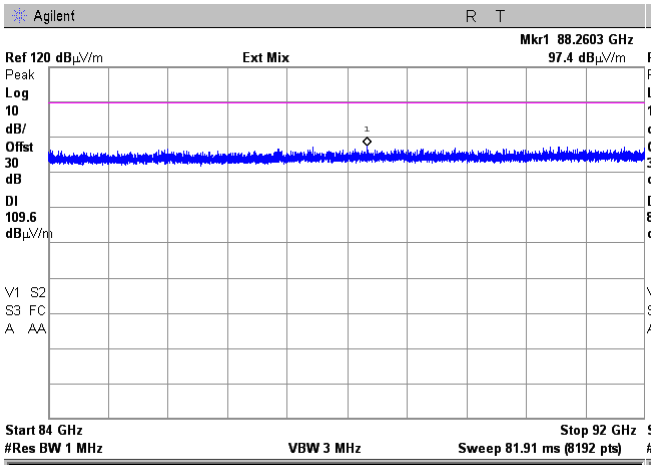

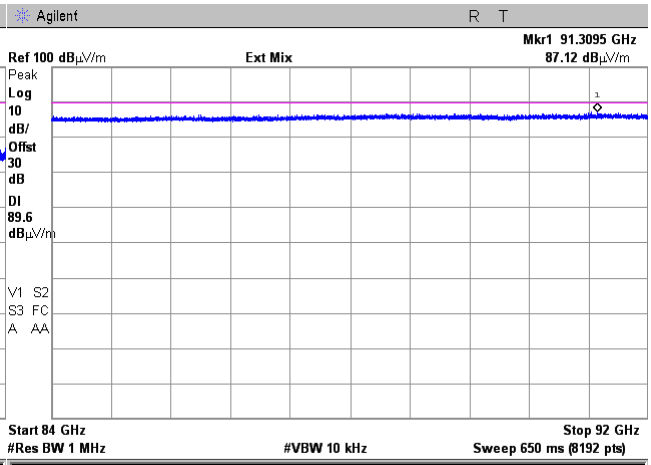

CARRIER FREQUENCY: Mid

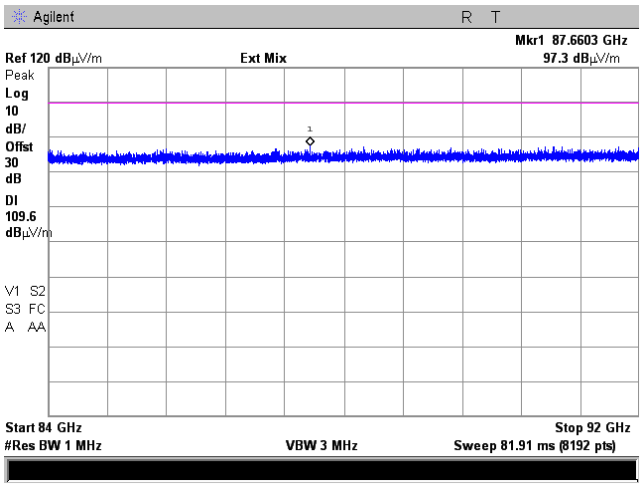

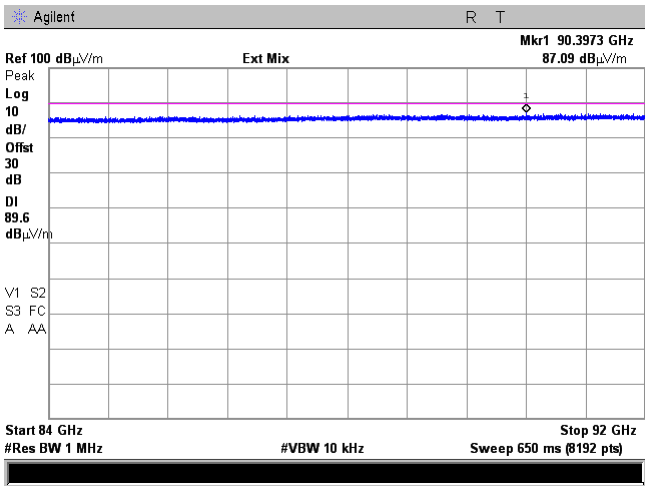

Test specification:	**Section 15.249(a)(d)/RSS-310, section 3.10, Field strength of emissions**		
Test procedure:	ANSI C63.10 sections 6.5, 6.6		
Test mode:	Compliance	**Verdict:**	PASS
Date(s):	25-Aug-17 - 21-Feb-18		
Temperature: 24.3 ºC	**Relative Humidity:** 48 %	**Air Pressure:** 1011 hPa	**Power:** -48 VDC
Remarks: EUT with 37.1 dBi antenna gain			

Plot 7.2.69 Radiated emission measurements from 84.0 to 92.0 GHz

TEST SITE: OATS
TEST DISTANCE: 0.05 m
ANTENNA POLARIZATION: Vertical and Horizontal
EUT POSITION: Typical (Vertical)
DETECTOR PEAK: RBW = 1 MHz; VBW = 3 MHz
DETECTOR AVERAGE: RBW = 1 MHz; VBW = 10 kHz
CARRIER FREQUENCY: Mid

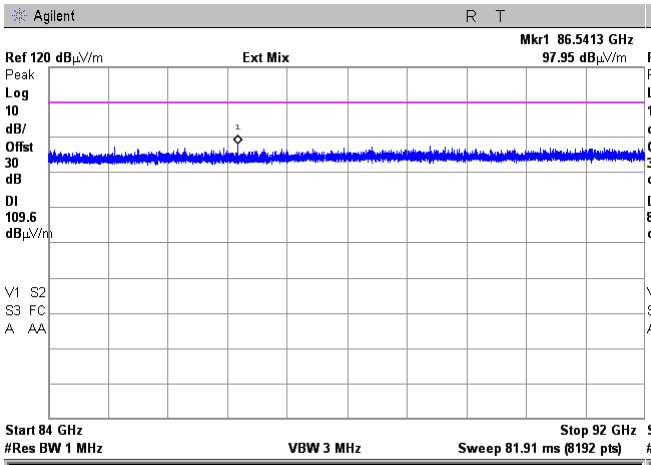

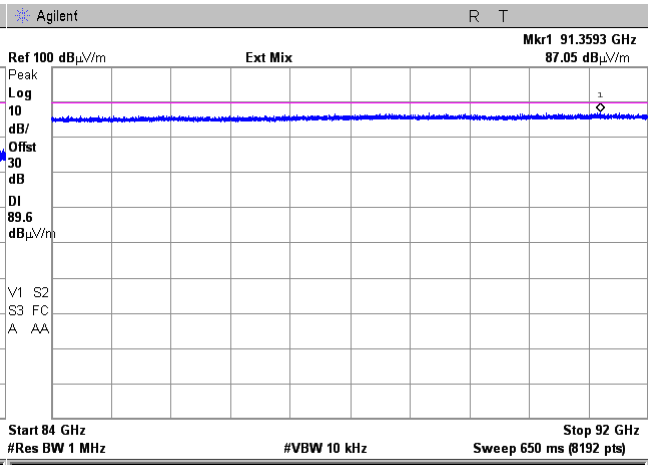

CARRIER FREQUENCY: High

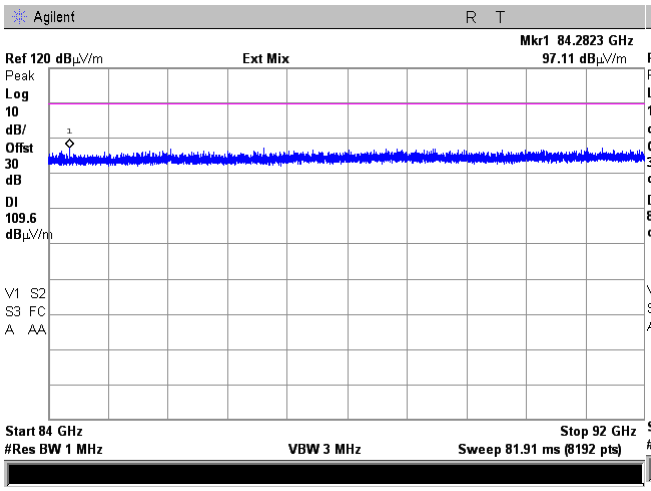

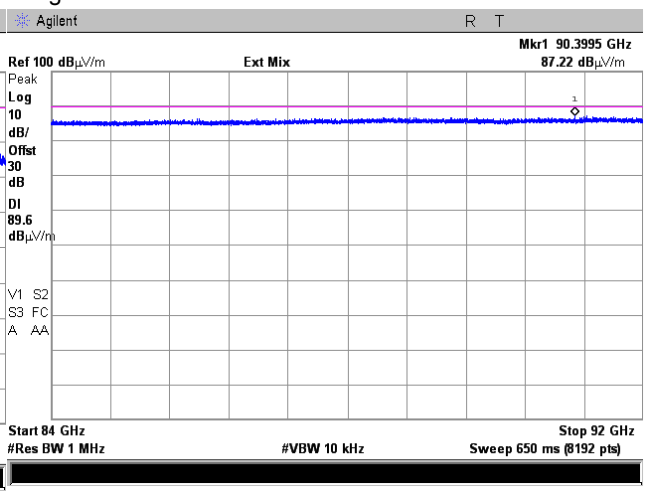

Test specification:	**Section 15.249(a)(d)/RSS-310, section 3.10, Field strength of emissions**		
Test procedure:	ANSI C63.10 sections 6.5, 6.6		
Test mode:	Compliance	**Verdict:**	PASS
Date(s):	25-Aug-17 - 21-Feb-18		
Temperature: 24.3 ºC	**Relative Humidity:** 48 %	**Air Pressure:** 1011 hPa	**Power:** -48 VDC
Remarks: EUT with 37.1 dBi antenna gain			

Plot 7.2.70 Radiated emission measurements from 92.0 to 100.0 GHz

TEST SITE: OATS
TEST DISTANCE: 0.05 m
ANTENNA POLARIZATION: Vertical and Horizontal
EUT POSITION: Typical (Vertical)
DETECTOR PEAK: RBW = 1 MHz; VBW = 3 MHz
DETECTOR AVERAGE: RBW = 1 MHz; VBW = 10 kHz
CARRIER FREQUENCY: Low

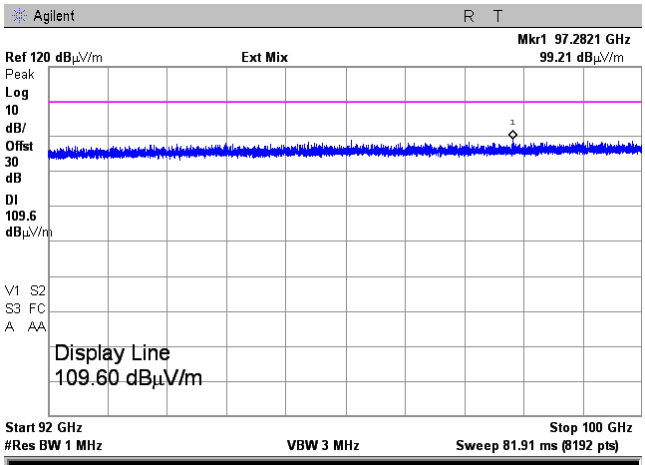

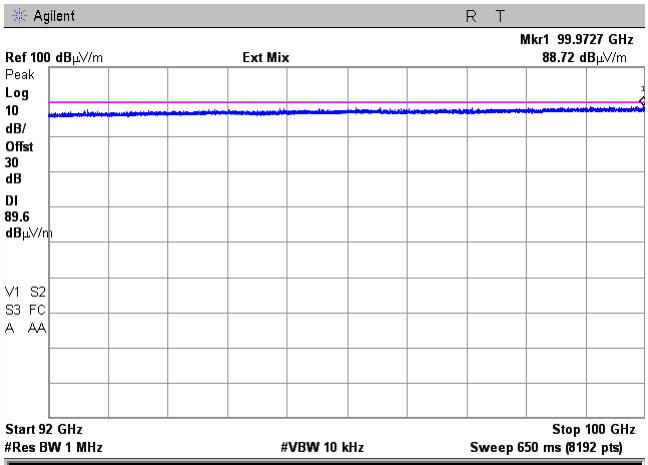

CARRIER FREQUENCY: Mid

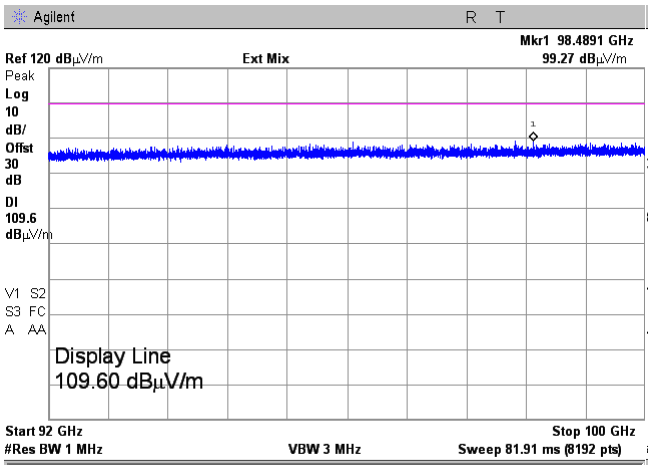

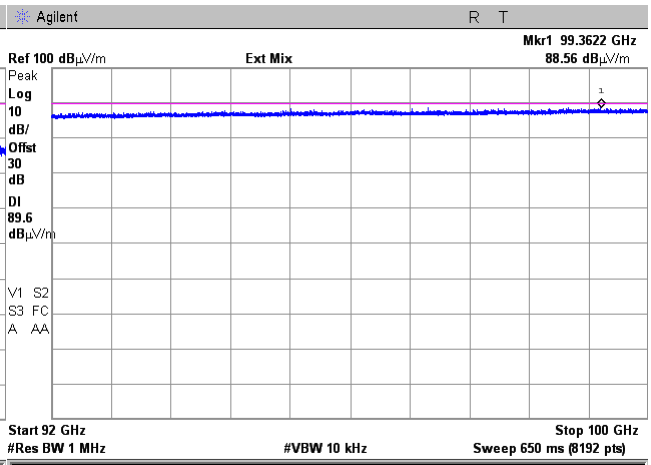

Test specification:	**Section 15.249(a)(d)/RSS-310, section 3.10, Field strength of emissions**		
Test procedure:	ANSI C63.10 sections 6.5, 6.6		
Test mode:	Compliance	**Verdict:**	PASS
Date(s):	25-Aug-17 - 21-Feb-18		
Temperature: 24.3 ºC	**Relative Humidity:** 48 %	**Air Pressure:** 1011 hPa	**Power:** -48 VDC
Remarks: EUT with 37.1 dBi antenna gain			

Plot 7.2.71 Radiated emission measurements from 92.0 to 100.0 GHz

TEST SITE: OATS
TEST DISTANCE: 0.05 m
ANTENNA POLARIZATION: Vertical and Horizontal
EUT POSITION: Typical (Vertical)
DETECTOR PEAK: RBW = 1 MHz; VBW = 3 MHz
DETECTOR AVERAGE: RBW = 1 MHz; VBW = 10 kHz
CARRIER FREQUENCY: Mid

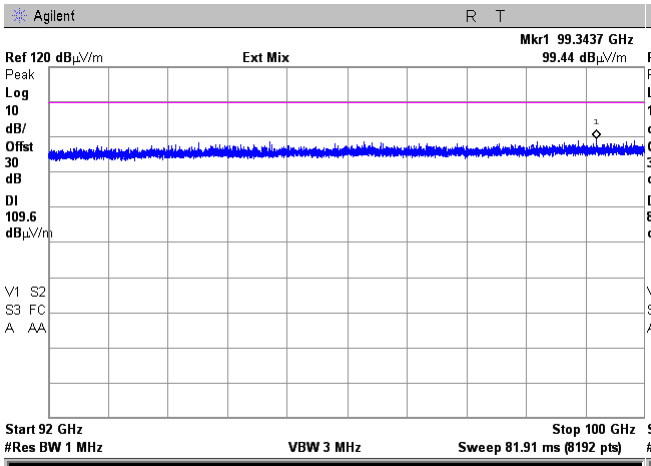

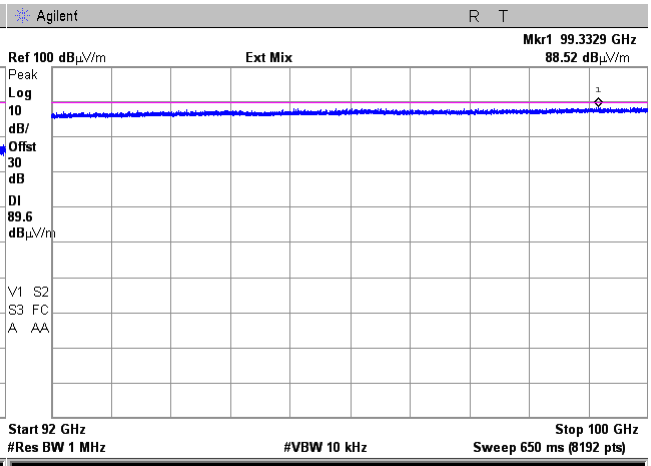
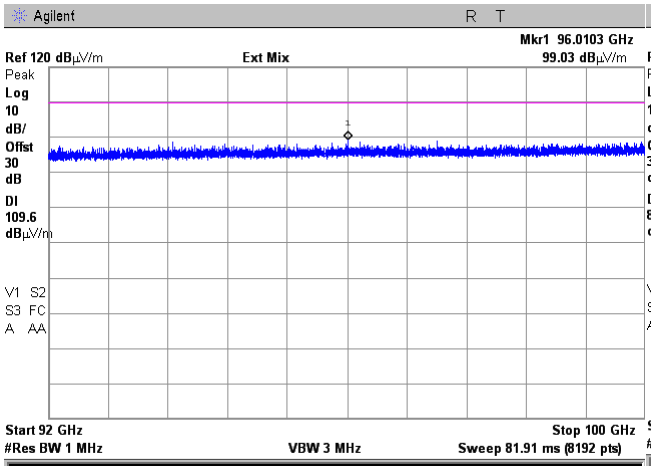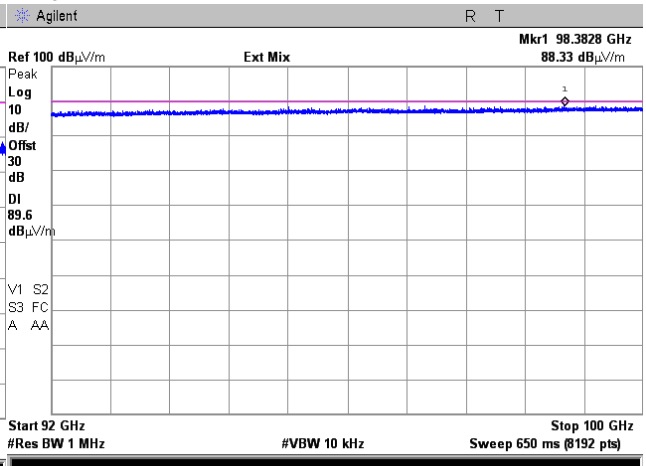
CARRIER FREQUENCY: High