A.7. Field Strength of Spurious Radiation

1 GSM 850

1.1 GSM 850 Low Channel

RSE-H GSM850 128 30MHz-10GHz

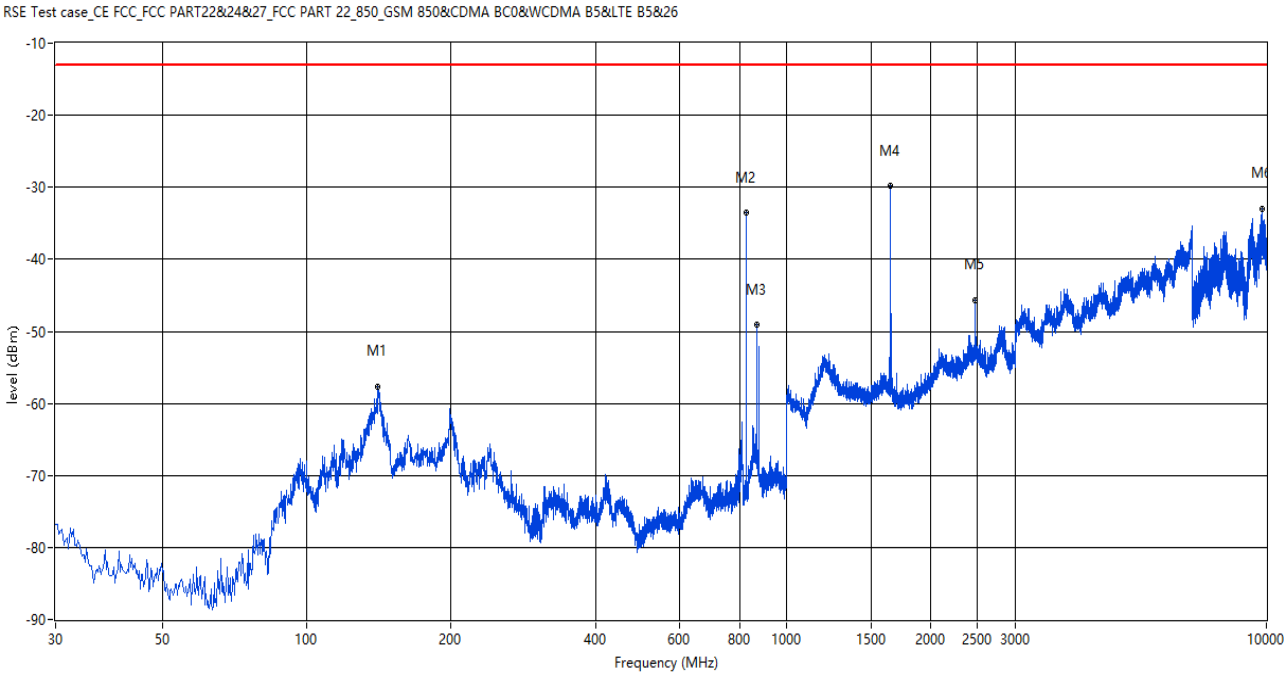

Frequency (MHz)	Result (dBm)	Factor (dB)	PK Limit (dBm)	Margin (dB)	Table (o)	ANT	EUT	Verdict
140.795	-57.78	-16.86	-13.0	44.78	283.00	Horizontal	Vertical	Pass
823.989	-33.44	1.15	-13.0	20.44	345.00	Horizontal	Vertical	N/A
869.083	-49.15	3.28	-13.0	36.15	238.00	Horizontal	Vertical	N/A
1648.338	-29.82	-0.81	-13.0	16.82	43.00	Horizontal	Vertical	Pass
2472.632	-45.67	5.48	-13.0	32.67	1.00	Horizontal	Vertical	Pass
9821.545	-32.95	14.84	-13.0	19.95	244.00	Horizontal	Vertical	Pass

RSE-V GSM850 128 30MHz-10GHz

RSE Test case_CE FCC_FCC PART22&24&27_FCC PART 22_850_GSM 850&CDMA BC0&WCDMA B5&LTE B5&26

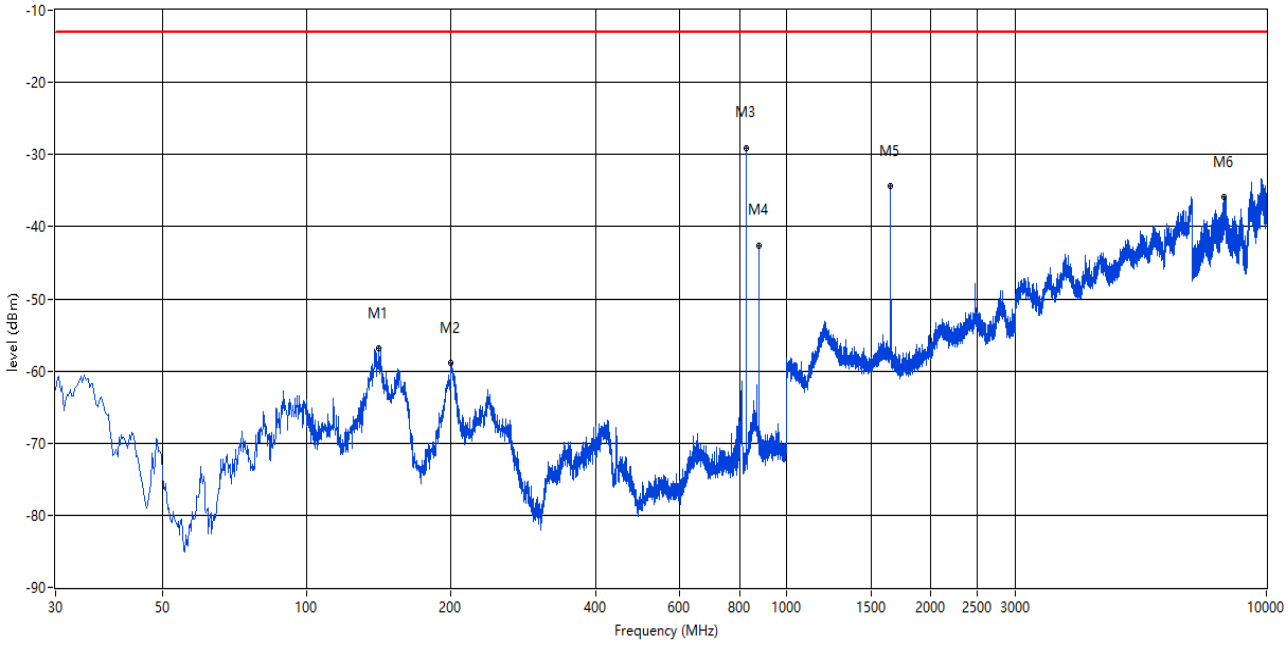

Frequency (MHz)	Result (dBm)	Factor (dB)	PK Limit (dBm)	Margin (dB)	Table (o)	ANT	EUT	Verdict
141.522	-56.93	-16.93	-13.0	43.93	342.00	Vertical	Vertical	Pass
200.192	-58.96	-10.04	-13.0	45.96	4.00	Vertical	Vertical	Pass
824.989	-29.04	1.15	-13.0	16.04	5.00	Vertical	Vertical	N.A
869.871	-42.66	2.11	-13.0	29.66	197.00	Vertical	Vertical	N.A
1648.338	-34.35	-0.81	-13.0	21.35	133.00	Vertical	Vertical	Pass
8176.456	-35.81	11.65	-13.0	22.81	181.00	Vertical	Vertical	Pass

1.2 GSM 850 Middle Channel

RSE-H GSM850 190 30MHz-10GHz

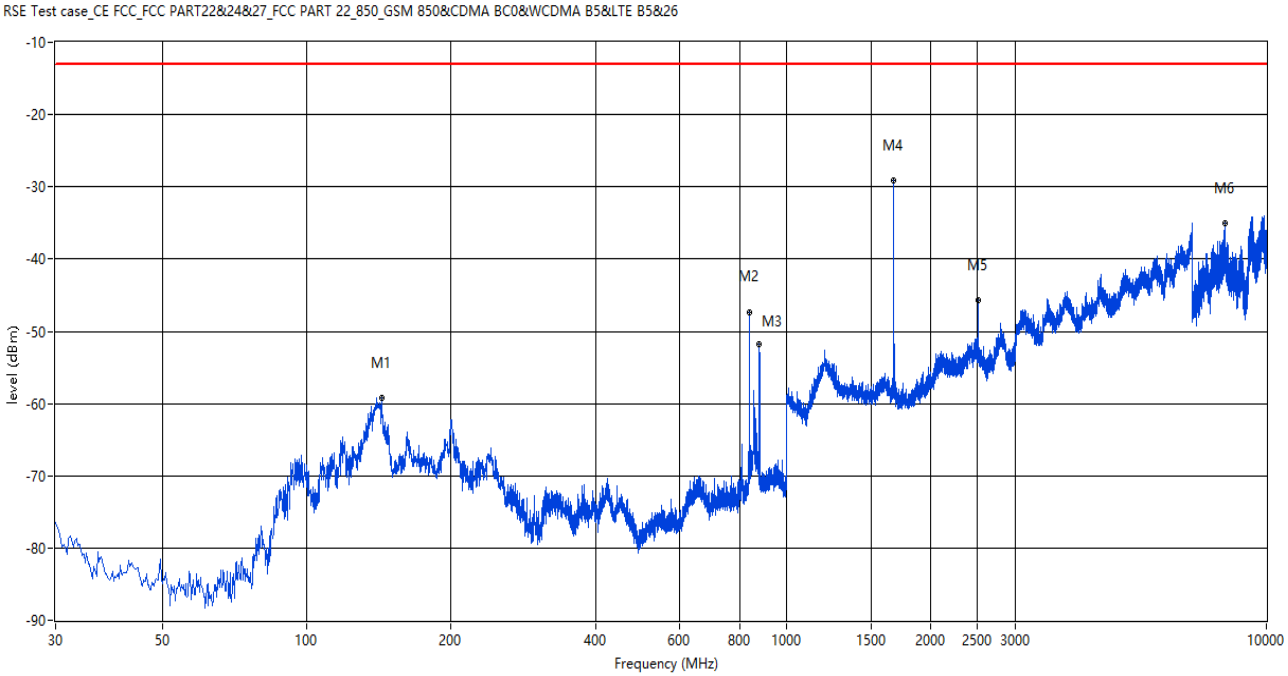

Frequency (MHz)	Result (dBm)	Factor (dB)	PK Limit (dBm)	Margin (dB)	Table (o)	ANT	EUT	Verdict
143.219	-59.26	-17.09	-13.0	46.26	342.00	Horizontal	Vertical	Pass
836.596	-47.32	3.29	-13.0	34.32	116.00	Horizontal	Vertical	N.A
875.871	-51.77	2.11	-13.0	38.77	144.00	Horizontal	Vertical	N.A
1673.332	-29.05	-1.28	-13.0	16.05	209.00	Horizontal	Vertical	Pass
2509.623	-45.76	5.11	-13.0	32.76	326.00	Horizontal	Vertical	Pass
8198.950	-35.09	11.84	-13.0	22.09	290.00	Horizontal	Vertical	Pass

RSE-V GSM850 190 30MHz-10GHz

RSE Test case_CE FCC_FCC PART22&24&27_FCC PART 22_850_GSM 850&CDMA BC0&WCDMA B5&LTE B5&26

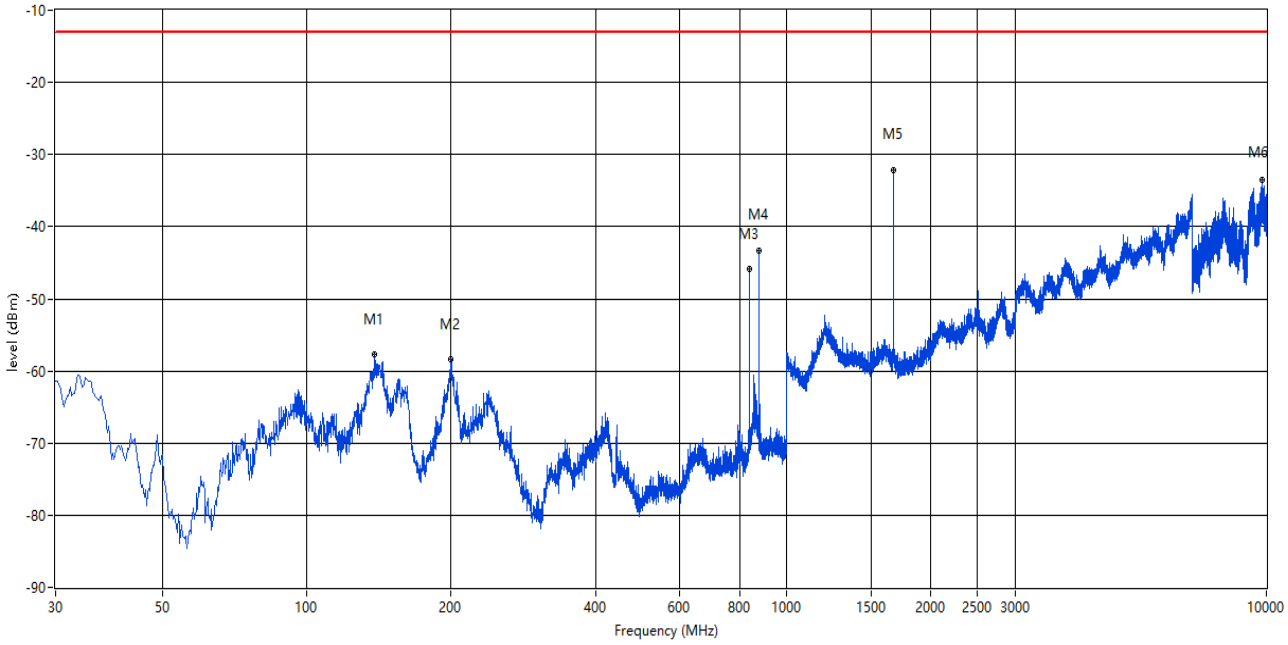

Frequency (MHz)	Result (dBm)	Factor (dB)	PK Limit (dBm)	Margin (dB)	Table (o)	ANT	EUT	Verdict
138.855	-57.73	-16.84	-13.0	44.73	204.00	Vertical	Vertical	Pass
199.465	-58.40	-10.44	-13.0	45.40	113.00	Vertical	Vertical	Pass
836.596	-45.92	3.29	-13.0	32.92	349.00	Vertical	Vertical	N/A
875.871	-43.29	2.11	-13.0	30.29	74.00	Vertical	Vertical	N/A
1673.332	-32.21	-1.28	-13.0	19.21	243.00	Vertical	Vertical	Pass
9811.047	-33.54	15.03	-13.0	20.54	345.00	Vertical	Vertical	Pass

1.3 GSM 850 High Channel

RSE-H GSM850 251 30MHz-10GHz

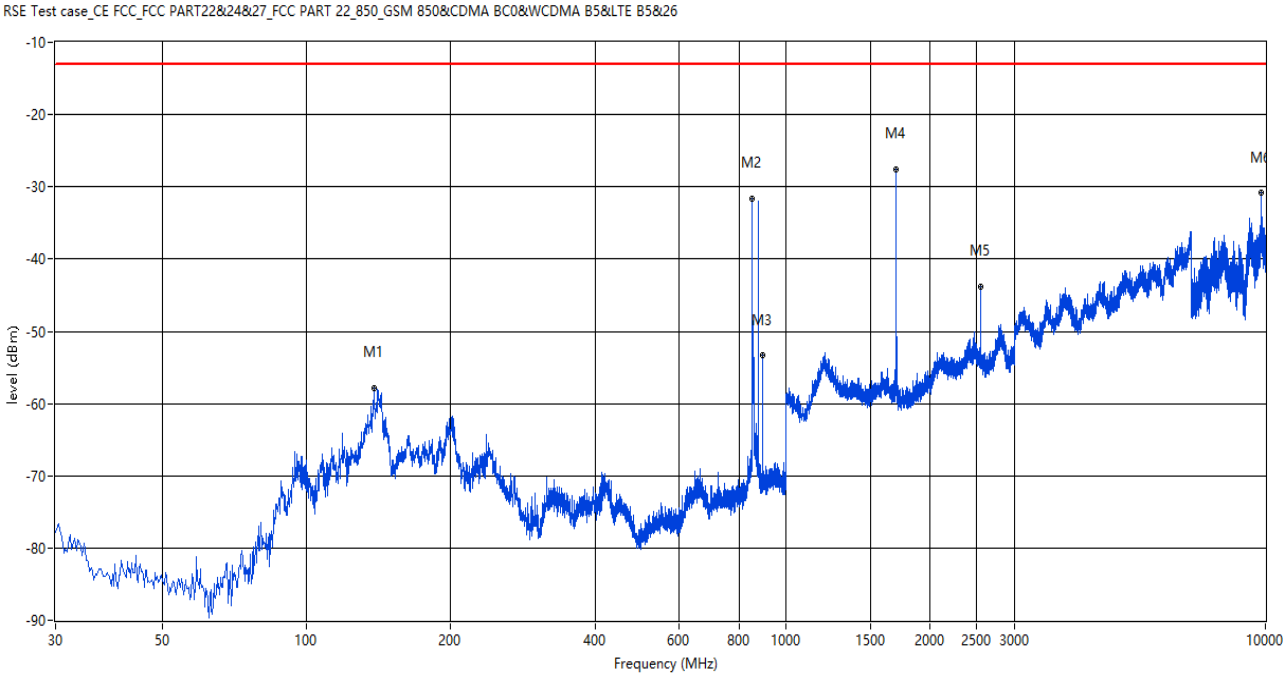

Frequency (MHz)	Result (dBm)	Factor (dB)	PK Limit (dBm)	Margin (dB)	Table (o)	ANT	EUT	Verdict
138.370	-57.82	-16.86	-13.0	44.82	3.00	Horizontal	Vertical	Pass
848.718	-31.58	4.62	-13.0	18.58	310.00	Horizontal	Vertical	N.A
893.812	-53.32	0.46	-13.0	40.32	104.00	Horizontal	Vertical	N.A
1697.326	-27.54	-2.09	-13.0	14.54	2.00	Horizontal	Vertical	Pass
2546.613	-43.78	4.29	-13.0	30.78	2.00	Horizontal	Vertical	Pass
9808.048	-30.76	15.08	-13.0	17.76	300.00	Horizontal	Vertical	Pass

RSE-V GSM850 251 30MHz-10GHz

RSE Test case_CE FCC_FCC PART22&24&27_FCC PART 22_850_GSM 850&CDMA BC0&WCDMA B5&LTE B5&26

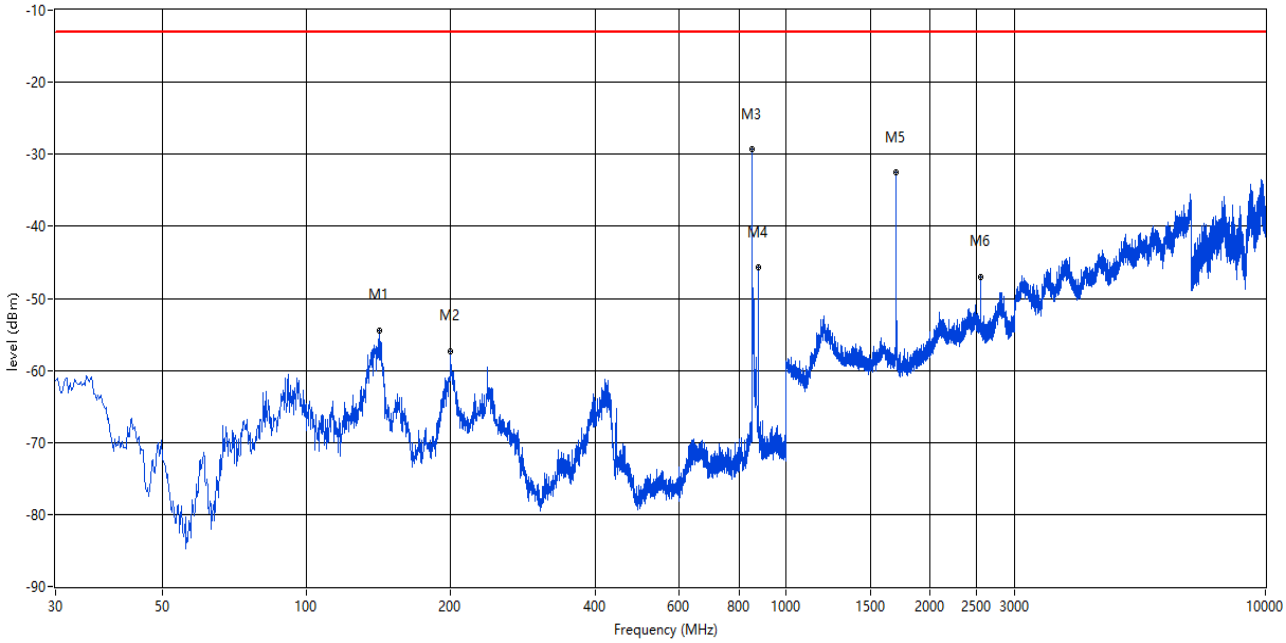

Frequency (MHz)	Result (dBm)	Factor (dB)	PK Limit (dBm)	Margin (dB)	Table (o)	ANT	EUT	Verdict
142.249	-54.48	-17.00	-13.0	41.48	6.00	Vertical	Vertical	Pass
200.192	-57.31	-10.04	-13.0	44.31	2.00	Vertical	Vertical	Pass
848.718	-29.32	4.62	-13.0	16.32	45.00	Vertical	Vertical	N.A
875.871	-45.65	2.11	-13.0	32.65	204.00	Vertical	Vertical	N.A
1697.826	-32.48	-2.10	-13.0	19.48	57.00	Vertical	Vertical	Pass
2546.613	-47.00	4.29	-13.0	34.00	35.00	Vertical	Vertical	Pass

2 GSM 1900

2.1 GSM 1900 Low Channel

RSE H GSM1900 512 30MHz-10GHz

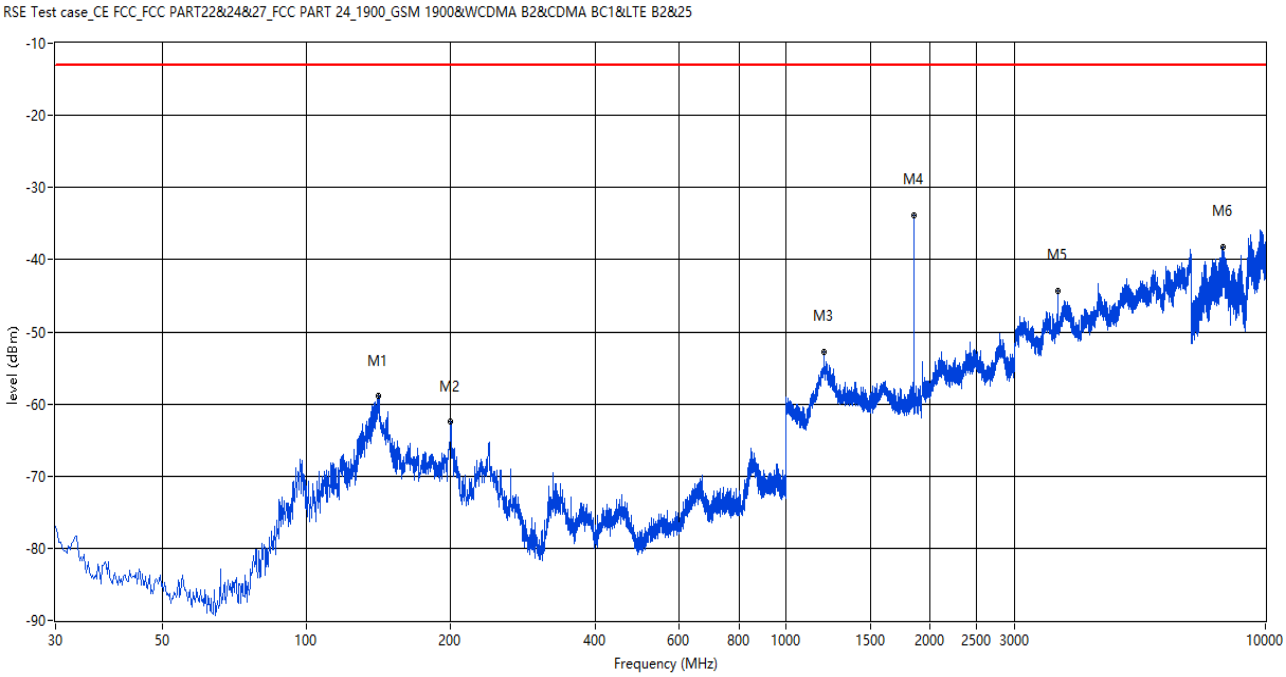

Frequency (MHz)	Result (dBm)	Factor (dB)	PK Limit (dBm)	Margin (dB)	Table (o)	ANT	EUT	Verdict
141.037	-58.94	-16.92	-13.0	45.94	9.40	Horizontal	Vertical	Pass
200.192	-62.36	-9.99	-13.0	49.36	273.80	Horizontal	Vertical	Pass
1199.450	-52.72	3.95	-13.0	39.72	359.40	Horizontal	Vertical	Pass
1850.287	-33.81	-0.16	-13.0	20.81	5.30	Horizontal	Vertical	N.A
3700.825	-44.38	10.10	-13.0	31.38	208.20	Horizontal	Vertical	Pass
8156.211	-38.29	11.47	-13.0	25.29	6.00	Horizontal	Vertical	Pass

RSE H GSM1900 512 10MHz-18GHz

RSE Test case_CE FCC_FCC PART22&24&27_FCC GSM -18G

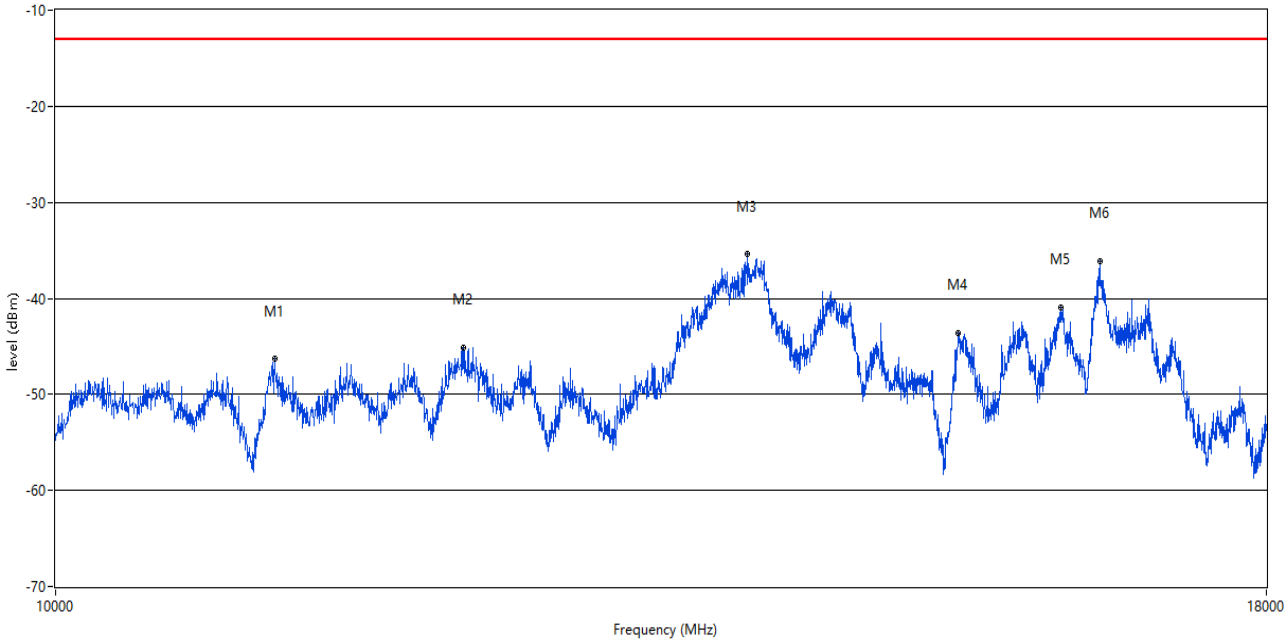

Frequency (MHz)	Result (dBm)	Factor (dB)	PK Limit (dBm)	Margin (dB)	Table (o)	ANT	EUT	Verdict
11121.220	-46.26	19.12	-13.0	33.26	274.00	Horizontal	Vertical	Pass
12187.953	-45.14	20.55	-13.0	32.14	13.00	Horizontal	Vertical	Pass
13994.251	-35.42	32.48	-13.0	22.42	139.00	Horizontal	Vertical	Pass
15500.875	-43.61	21.29	-13.0	30.61	69.00	Horizontal	Vertical	Pass
16289.928	-40.92	26.69	-13.0	27.92	111.00	Horizontal	Vertical	Pass
16603.349	-36.10	30.23	-13.0	23.10	125.00	Horizontal	Vertical	Pass

RSE V GSM1900 512 30MHz-10GHz

RSE Test case_CE FCC_FCC PART22&24&27_FCC PART 24_1900_GSM 1900&WCDMA B2&CDMA BC1&LTE B2&25

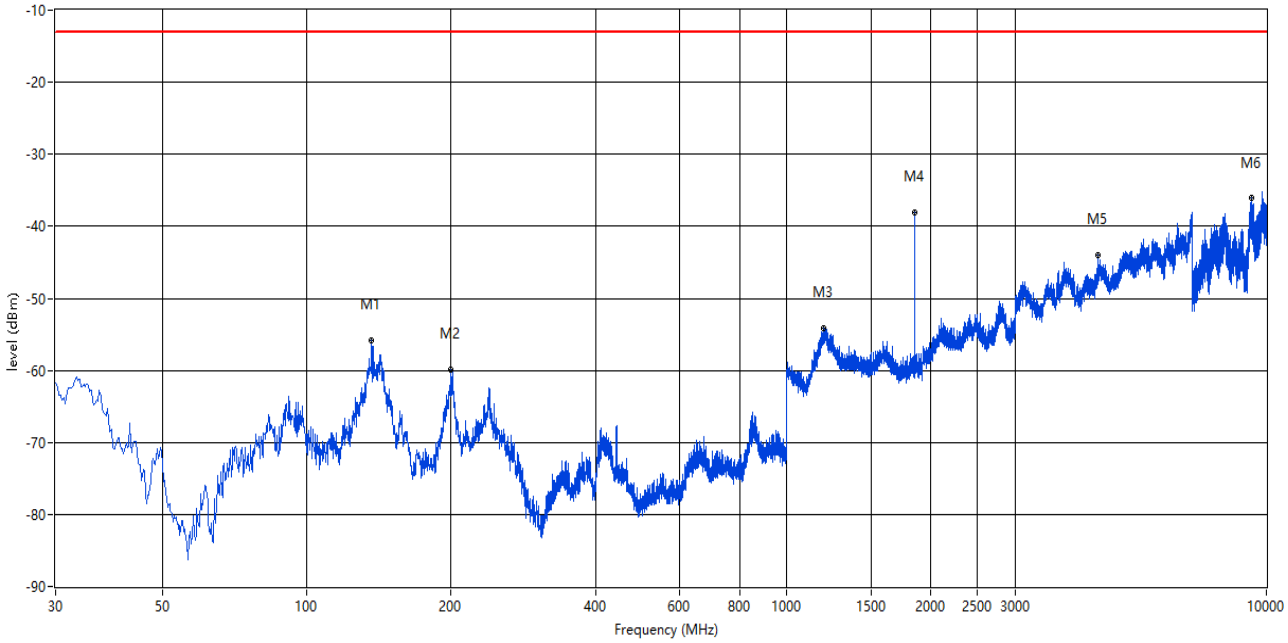

Frequency (MHz)	Result (dBm)	Factor (dB)	PK Limit (dBm)	Margin (dB)	Table (o)	ANT	EUT	Verdict
136.673	-55.81	-16.98	-13.0	42.81	61.60	Vertical	Vertical	Pass
199.950	-59.90	-9.93	-13.0	46.90	303.50	Vertical	Vertical	Pass
1194.951	-54.19	3.66	-13.0	41.19	265.90	Vertical	Vertical	Pass
1850.287	-38.01	-0.16	-13.0	25.01	25.80	Vertical	Vertical	N.A
4460.635	-43.91	12.83	-13.0	30.91	235.60	Vertical	Vertical	Pass
9316.921	-36.06	12.81	-13.0	23.06	7.00	Vertical	Vertical	Pass

RSE V GSM1900 512 10MHz-18GHz

RSE Test case_CE FCC_FCC PART22&24&27_FCC GSM -18G

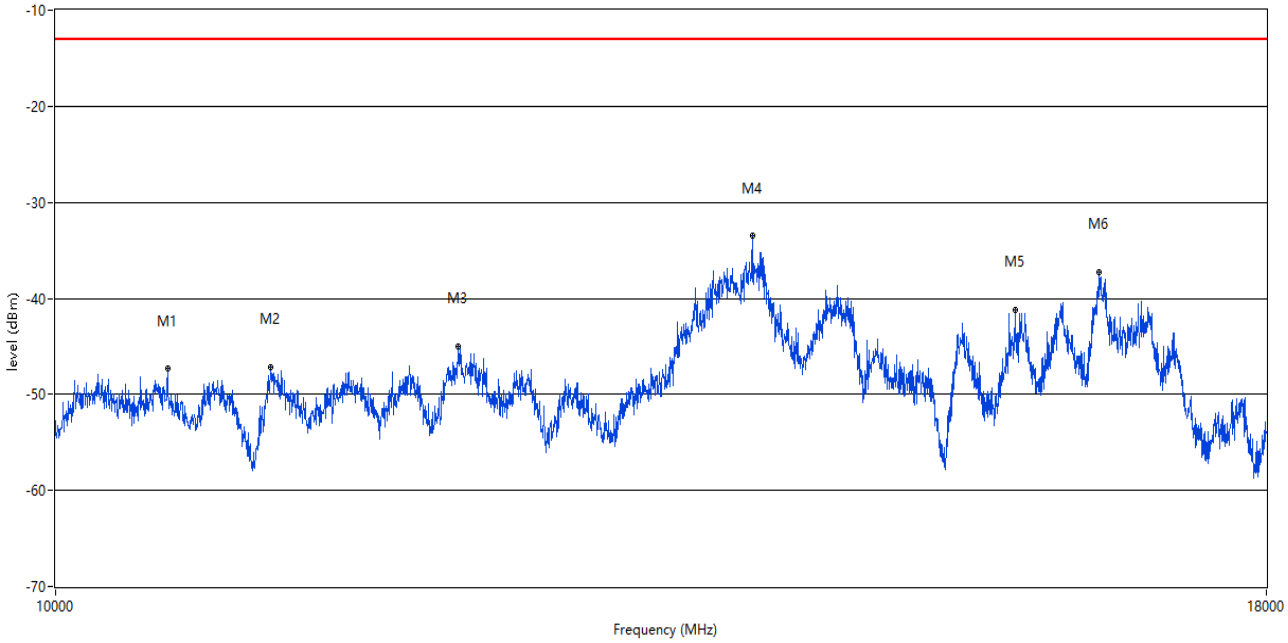

Frequency (MHz)	Result (dBm)	Factor (dB)	PK Limit (dBm)	Margin (dB)	Table (o)	ANT	EUT	Verdict
10557.611	-47.30	18.10	-13.0	34.30	269.00	Vertical	Vertical	Pass
11099.225	-47.20	19.42	-13.0	34.20	347.00	Vertical	Vertical	Pass
12160.460	-44.99	20.21	-13.0	31.99	199.00	Vertical	Vertical	Pass
14024.494	-33.48	32.66	-13.0	20.48	24.00	Vertical	Vertical	Pass
15935.266	-41.15	23.32	-13.0	28.15	189.00	Vertical	Vertical	Pass
16597.851	-37.24	30.16	-13.0	24.24	195.00	Vertical	Vertical	Pass

2.2 GSM 1900 Middle Channel

RSE H GSM1900 661 30MHz-10GHz

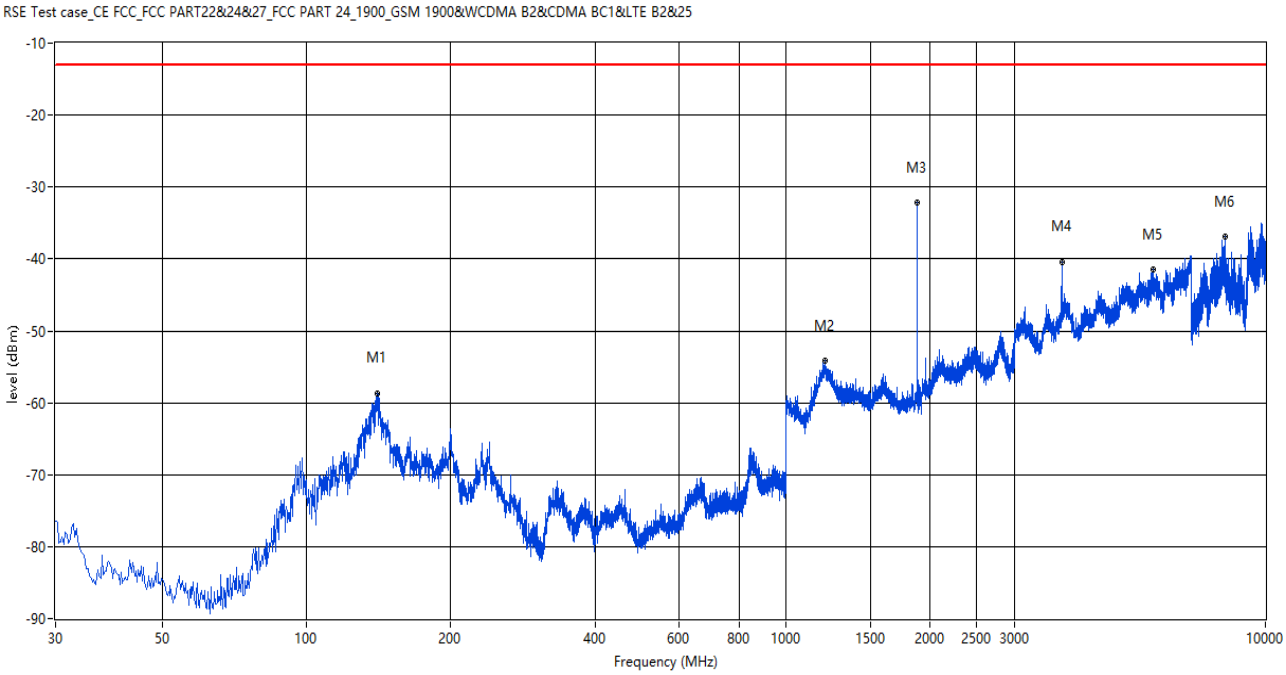

Frequency (MHz)	Result (dBm)	Factor (dB)	PK Limit (dBm)	Margin (dB)	Table (o)	ANT	EUT	Verdict
140.795	-58.69	-16.90	-13.0	45.69	6.60	Horizontal	Vertical	Pass
1205.949	-54.07	3.71	-13.0	41.07	201.30	Horizontal	Vertical	Pass
1880.780	-32.10	-0.01	-13.0	19.10	1.90	Horizontal	Vertical	N.A
3759.810	-40.51	11.13	-13.0	27.51	349.00	Horizontal	Vertical	Pass
5834.291	-41.46	16.60	-13.0	28.46	285.70	Horizontal	Vertical	Pass
8248.438	-36.95	10.84	-13.0	23.95	6.00	Horizontal	Vertical	Pass

RSE H GSM1900 661 10MHz-18GHz

Frequency (MHz)	Result (dBm)	Factor (dB)	PK Limit (dBm)	Margin (dB)	Table (o)	ANT	EUT	Verdict
10527.368	-47.91	18.53	-13.0	34.91	295.00	Horizontal	Vertical	Pass
12168.708	-45.08	20.31	-13.0	32.08	145.00	Horizontal	Vertical	Pass
14062.984	-35.22	32.71	-13.0	22.22	164.00	Horizontal	Vertical	Pass
14612.847	-38.73	27.83	-13.0	25.73	223.00	Horizontal	Vertical	Pass
16309.173	-39.74	26.76	-13.0	26.74	93.00	Horizontal	Vertical	Pass
16603.349	-36.54	30.23	-13.0	23.54	148.00	Horizontal	Vertical	Pass

RSE V GSM1900 661 30MHz-10GHz

RSE Test case_CE FCC_FCC PART22&24&27_FCC PART 24_1900_GSM 1900&WCDMA B2&CDMA BC1&LTE B2&25

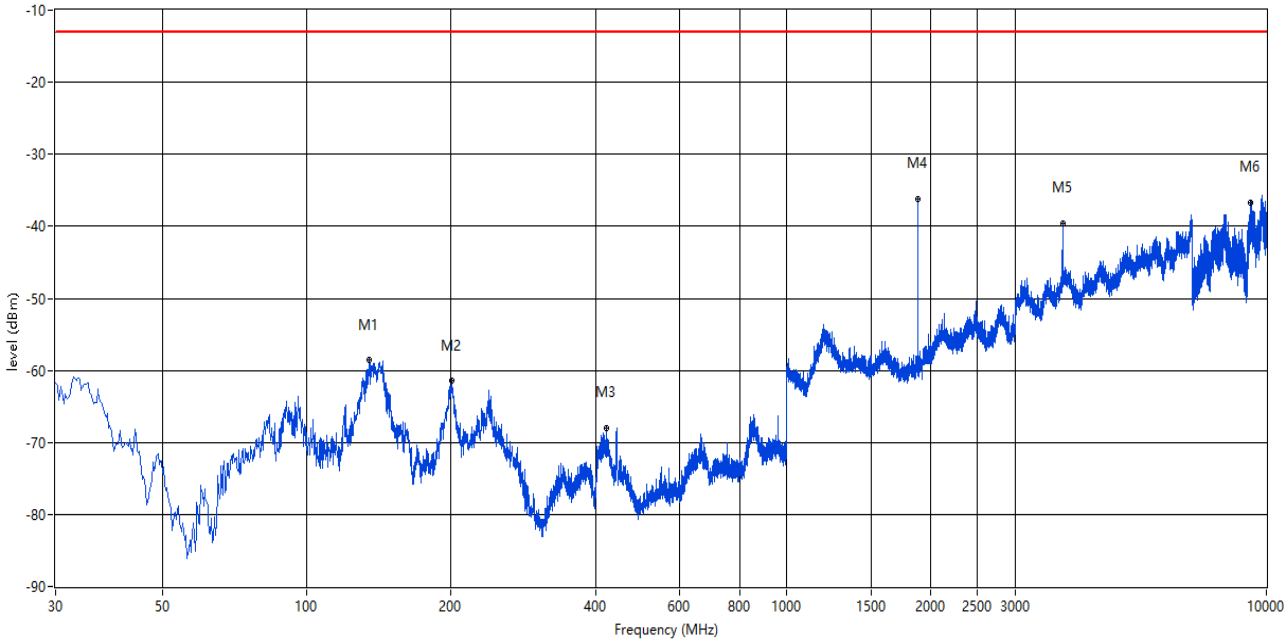

Frequency (MHz)	Result (dBm)	Factor (dB)	PK Limit (dBm)	Margin (dB)	Table (o)	ANT	EUT	Verdict
134.734	-58.59	-17.05	-13.0	45.59	52.40	Vertical	Vertical	Pass
200.920	-61.45	-10.39	-13.0	48.45	47.00	Vertical	Vertical	Pass
422.024	-68.08	-8.33	-13.0	55.08	285.40	Vertical	Vertical	Pass
1879.780	-36.20	-0.01	-13.0	23.20	105.10	Vertical	Vertical	N.A
3760.810	-39.59	11.18	-13.0	26.59	49.30	Vertical	Vertical	Pass
9269.683	-36.72	12.38	-13.0	23.72	2.00	Vertical	Vertical	Pass

RSE V GSM1900 661 10MHz-18GHz

RSE Test case_CE FCC_FCC PART22&24&27_FCC GSM -18G

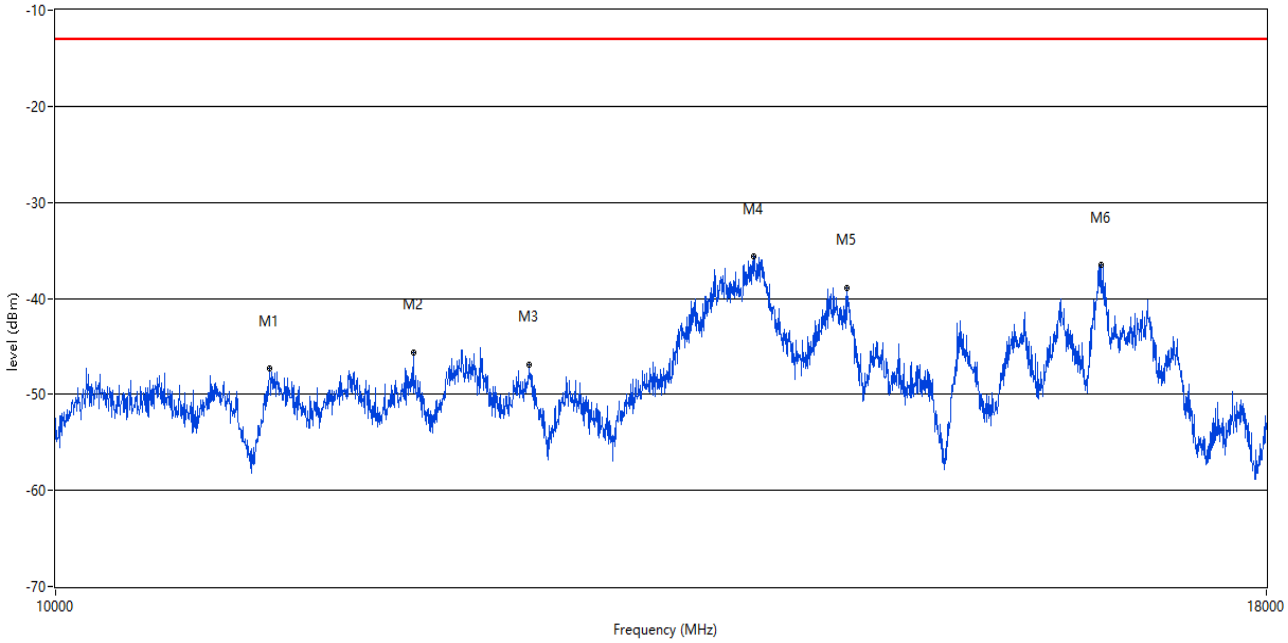

Frequency (MHz)	Result (dBm)	Factor (dB)	PK Limit (dBm)	Margin (dB)	Table (o)	ANT	EUT	Verdict
11093.727	-47.31	19.00	-13.0	34.31	0.00	Vertical	Vertical	Pass
11896.526	-45.70	19.92	-13.0	32.70	171.00	Vertical	Vertical	Pass
12586.603	-46.92	19.41	-13.0	33.92	150.00	Vertical	Vertical	Pass
14032.742	-35.63	32.67	-13.0	22.63	3.00	Vertical	Vertical	Pass
14681.580	-38.86	28.70	-13.0	25.86	174.00	Vertical	Vertical	Pass
16611.597	-36.52	29.91	-13.0	23.52	175.00	Vertical	Vertical	Pass

2.3 GSM 1900 High Channel

RSE H GSM1900 810 30MHz-10GHz

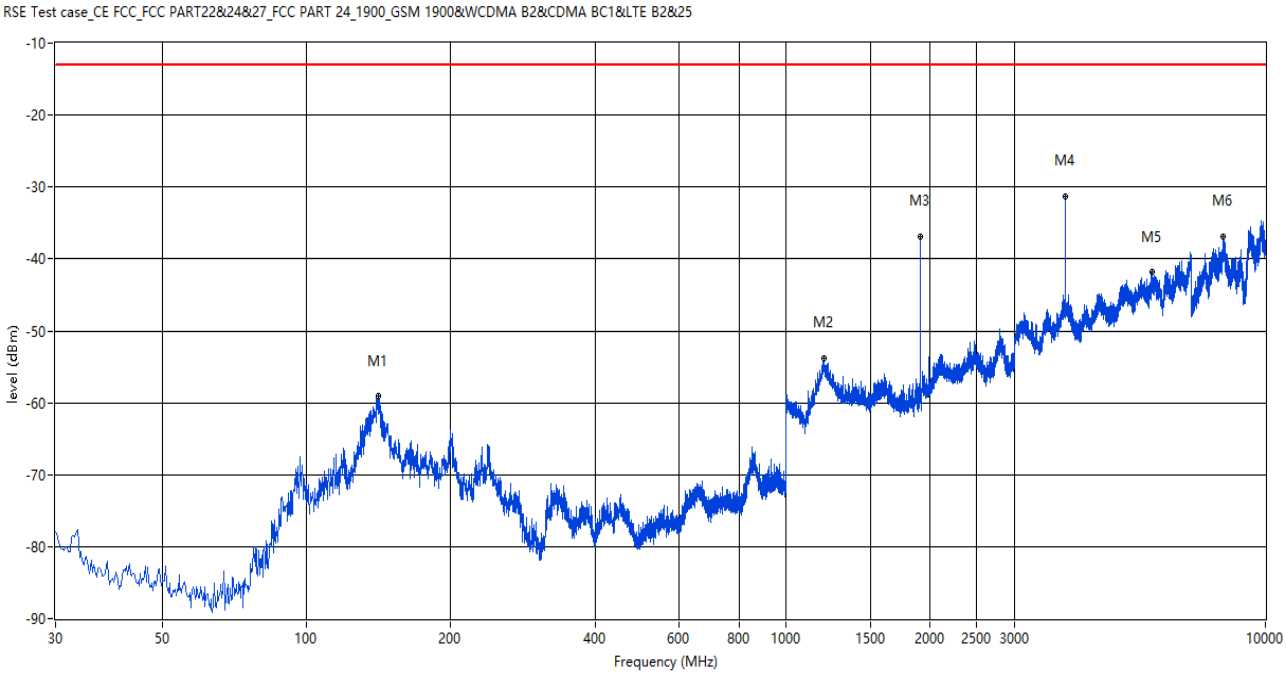

Frequency (MHz)	Result (dBm)	Factor (dB)	PK Limit (dBm)	Margin (dB)	Table (o)	ANT	EUT	Verdict
141.037	-58.99	-16.92	-13.0	45.99	24.90	Horizontal	Vertical	Pass
1198.450	-53.75	3.89	-13.0	40.75	318.90	Horizontal	Vertical	Pass
1909.773	-36.92	0.12	-13.0	23.92	27.60	Horizontal	Vertical	N.A
3819.795	-31.25	11.87	-13.0	18.25	359.80	Horizontal	Vertical	Pass
5793.302	-41.72	16.87	-13.0	28.72	64.30	Horizontal	Vertical	Pass
8147.213	-36.88	11.40	-13.0	23.88	75.30	Horizontal	Vertical	Pass

RSE H GSM1900 810 10MHz-18GHz

RSE Test case_CE FCC_FCC PART22&24&27_FCC GSM -18G

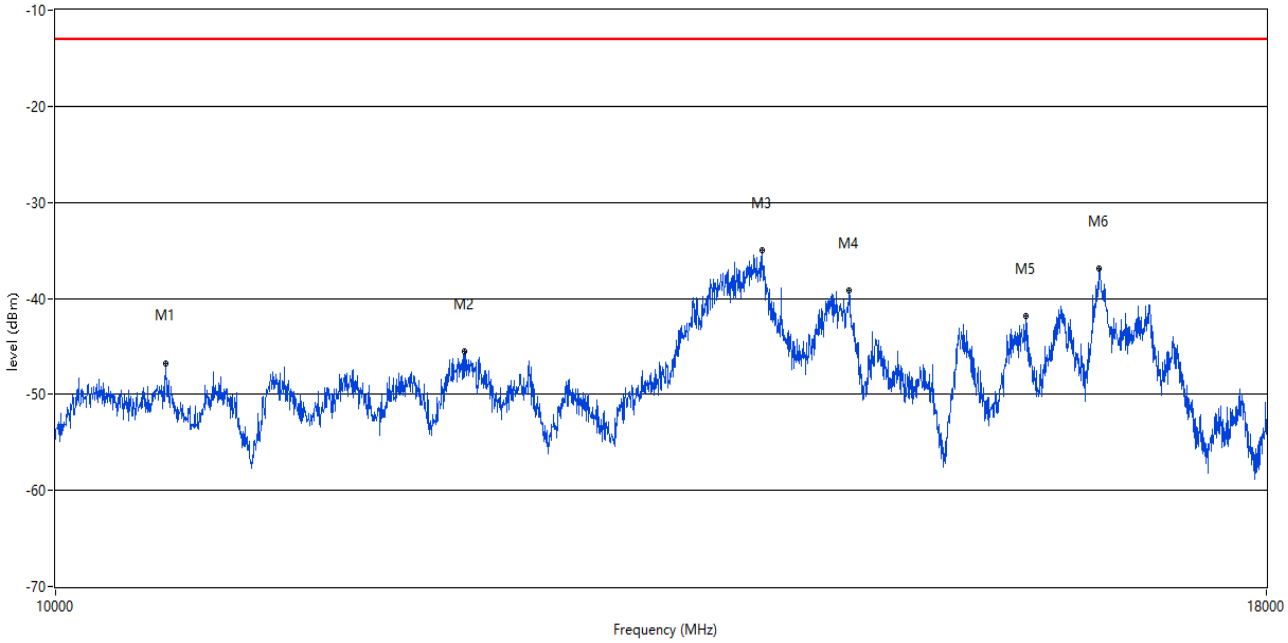

Frequency (MHz)	Result (dBm)	Factor (dB)	PK Limit (dBm)	Margin (dB)	Table (o)	ANT	EUT	Verdict
10549.363	-46.72	18.22	-13.0	33.72	98.00	Horizontal	Vertical	Pass
12196.201	-45.52	20.65	-13.0	32.52	6.00	Horizontal	Vertical	Pass
14093.227	-34.96	32.75	-13.0	21.96	290.00	Horizontal	Vertical	Pass
14698.075	-39.18	28.91	-13.0	26.18	330.00	Horizontal	Vertical	Pass
16014.996	-41.88	24.35	-13.0	28.88	84.00	Horizontal	Vertical	Pass
16597.851	-36.90	30.16	-13.0	23.90	70.00	Horizontal	Vertical	Pass

RSE V GSM1900 810 30MHz-10GHz

RSE Test case_CE FCC_FCC PART22&24&27_FCC PART 24_1900_GSM 1900&WCDMA B2&CDMA BC1&LTE B2&25

Frequency (MHz)	Result (dBm)	Factor (dB)	PK Limit (dBm)	Margin (dB)	Table (o)	ANT	EUT	Verdict
33.152	-59.94	-12.75	-13.0	46.94	339.80	Vertical	Vertical	Pass
136.673	-56.85	-16.98	-13.0	43.85	69.10	Vertical	Vertical	Pass
1194.451	-53.91	3.63	-13.0	40.91	341.60	Vertical	Vertical	Pass
1909.773	-40.90	0.12	-13.0	27.90	107.10	Vertical	Vertical	N.A
3819.795	-31.44	11.87	-13.0	18.44	1.60	Vertical	Vertical	Pass
8222.944	-36.74	11.37	-13.0	23.74	212.90	Vertical	Vertical	Pass

RSE V GSM1900 810 10MHz-18GHz

RSE Test case_CE FCC_FCC PART22&24&27_FCC GSM -18G

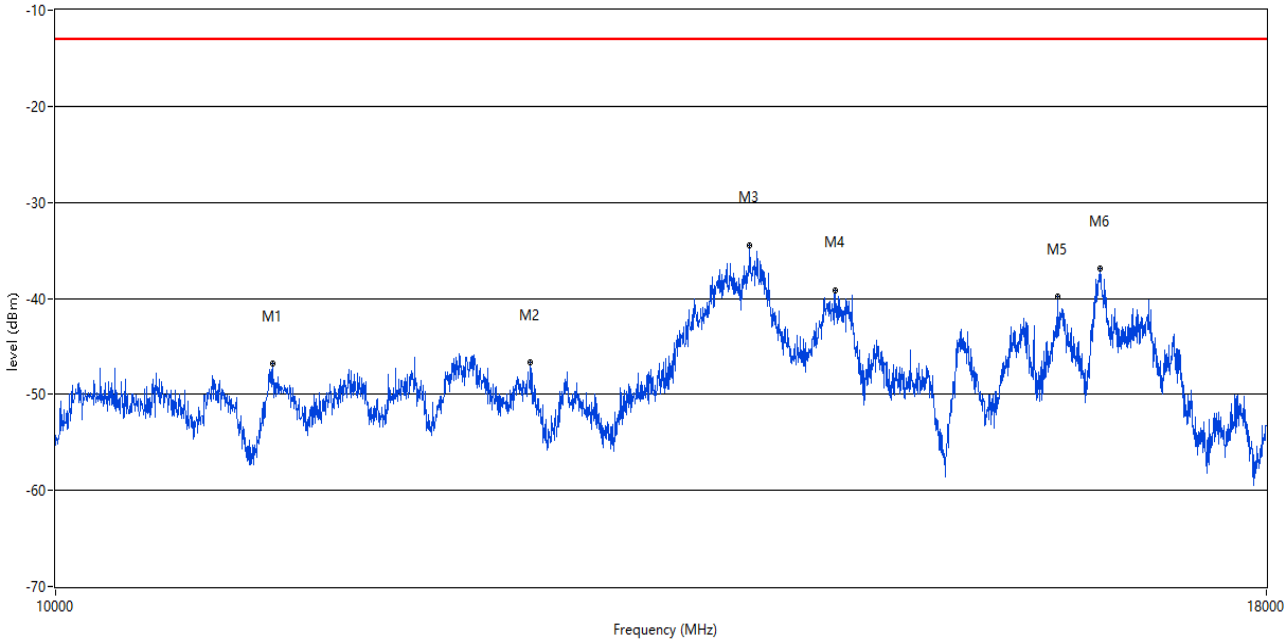

Frequency (MHz)	Result (dBm)	Factor (dB)	PK Limit (dBm)	Margin (dB)	Table (o)	ANT	EUT	Verdict
11110.222	-46.72	19.31	-13.0	33.72	187.00	Vertical	Vertical	Pass
12592.102	-46.63	19.42	-13.0	33.63	268.00	Vertical	Vertical	Pass
14005.249	-34.46	32.63	-13.0	21.46	5.00	Vertical	Vertical	Pass
14599.100	-39.15	27.67	-13.0	26.15	335.00	Vertical	Vertical	Pass
16267.933	-39.75	25.67	-13.0	26.75	314.00	Vertical	Vertical	Pass
16603.349	-36.94	30.23	-13.0	23.94	50.00	Vertical	Vertical	Pass

3 EGPRS 850

3.1 EGPRS 850 Low Channel

RSE-H 30MHz-10GHzHz 850 8PSK 128

Frequency (MHz)	Result (dBm)	Factor (dB)	PK Limit (dBm)	Margin (dB)	Table (o)	ANT	EUT	Verdict
141.765	-58.05	-16.96	-13.0	45.05	251.00	Horizontal	Vertical	Pass
200.435	-62.23	-10.17	-13.0	49.23	255.00	Horizontal	Vertical	Pass
824.989	-33.55	1.15	-13.0	20.55	354.00	Horizontal	Vertical	N.A
869.083	-50.16	3.28	-13.0	37.16	48.00	Horizontal	Vertical	N.A
1648.338	-29.25	-0.81	-13.0	16.25	142.00	Horizontal	Vertical	Pass
2472.632	-45.74	5.48	-13.0	32.74	200.00	Horizontal	Vertical	Pass

RSE-V 30MHz-10GHzHz 850 8PSK 128

RSE Test case_CE FCC_FCC PART22&24&27_FCC PART 22_850_GSM 850&CDMA BC0&WCDMA B5&LTE B5&26

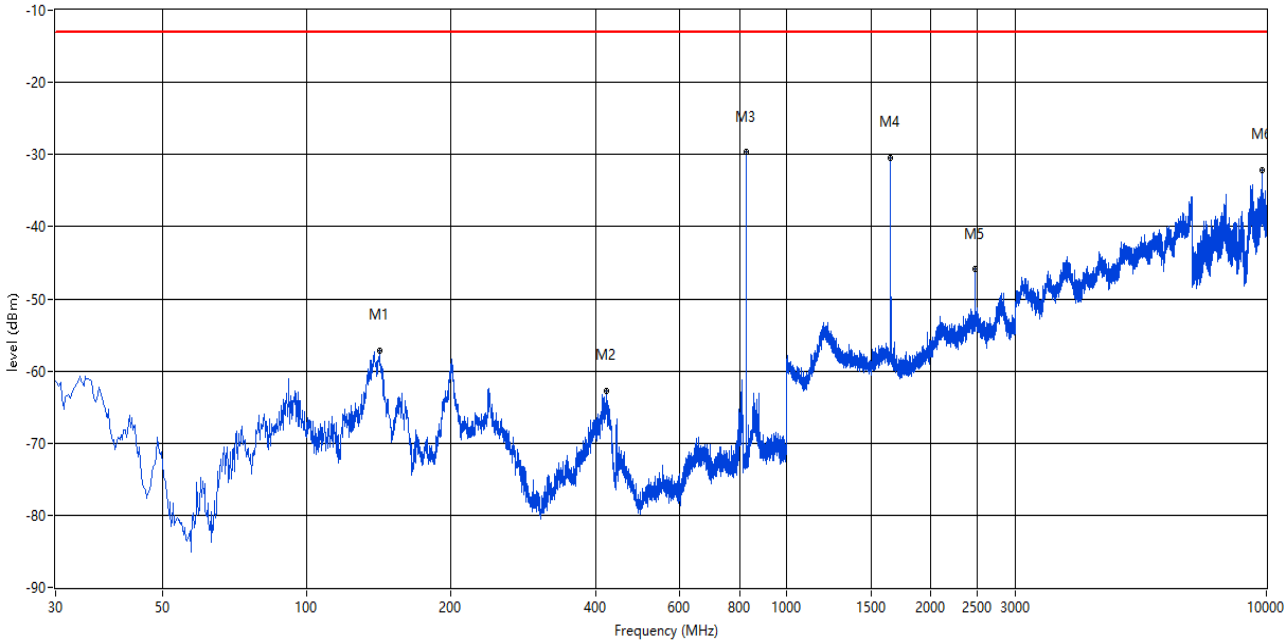

Frequency (MHz)	Result (dBm)	Factor (dB)	PK Limit (dBm)	Margin (dB)	Table (o)	ANT	EUT	Verdict
142.007	-57.24	-16.98	-13.0	44.24	11.00	Vertical	Vertical	Pass
420.812	-62.82	-8.23	-13.0	49.82	280.00	Vertical	Vertical	Pass
824.231	-29.57	1.18	-13.0	16.57	273.00	Vertical	Vertical	N.A
1648.338	-30.53	-0.81	-13.0	17.53	106.00	Vertical	Vertical	Pass
2472.632	-45.81	5.48	-13.0	32.81	191.00	Vertical	Vertical	Pass
9810.297	-32.23	15.04	-13.0	19.23	104.00	Vertical	Vertical	Pass

3.2 EGPRS 850 Middle Channel

RSE-H 30MHz-10GHzHz 850 8PSK 190

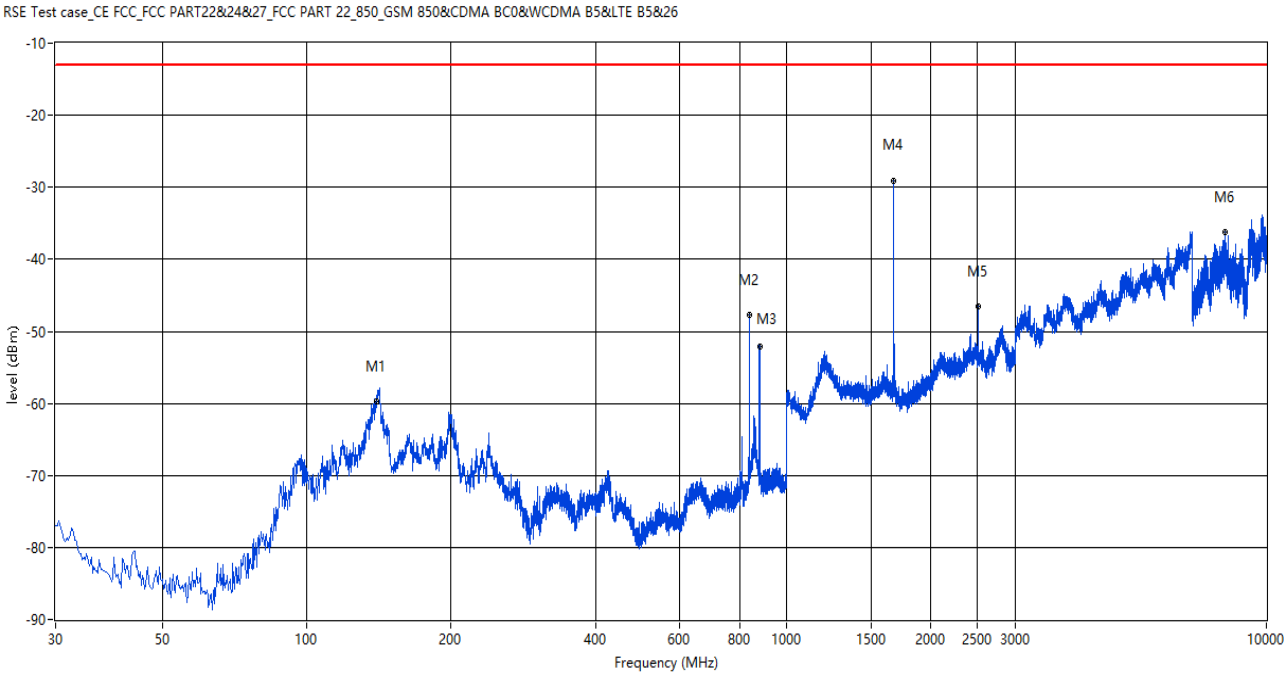

Frequency (MHz)	Result (dBm)	Factor (dB)	PK Limit (dBm)	Margin (dB)	Table (o)	ANT	EUT	Verdict
139.583	-61.22	-16.81	-13.0	48.22	260.00	Horizontal	Vertical	Pass
836.596	-47.78	3.29	-13.0	34.78	18.00	Horizontal	Vertical	N.A
881.447	-52.16	1.18	-13.0	39.16	100.00	Horizontal	Vertical	N.A
1673.332	-29.11	-1.28	-13.0	16.11	1.00	Horizontal	Vertical	Pass
2509.623	-46.57	5.11	-13.0	33.57	5.00	Horizontal	Vertical	Pass
8192.202	-36.21	11.78	-13.0	23.21	240.00	Horizontal	Vertical	Pass

RSE-V 30MHz-10GHzHz 850 8PSK 190

RSE Test case_CE FCC_FCC PART22&24&27_FCC PART 22_850_GSM 850&CDMA BC0&WCDMA B5&LTE B5&26

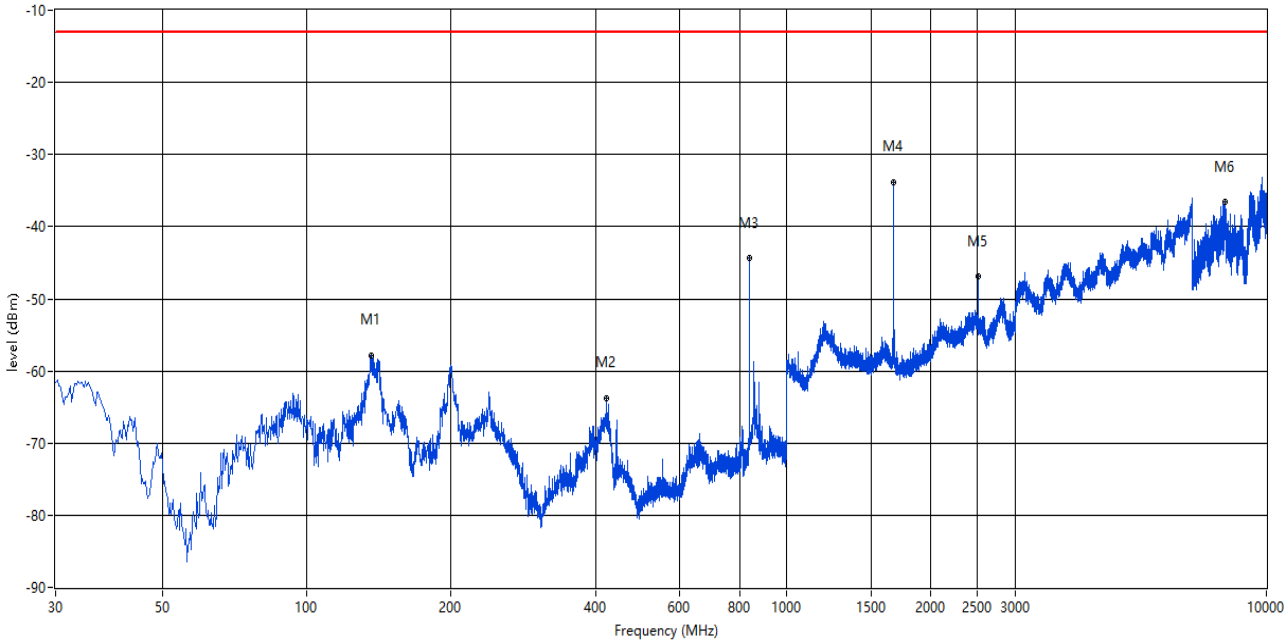

Frequency (MHz)	Result (dBm)	Factor (dB)	PK Limit (dBm)	Margin (dB)	Table (o)	ANT	EUT	Verdict
136.673	-57.83	-16.93	-13.0	44.83	216.00	Vertical	Vertical	Pass
421.782	-63.75	-8.14	-13.0	50.75	4.00	Vertical	Vertical	Pass
836.596	-44.41	3.29	-13.0	31.41	0.00	Vertical	Vertical	N.A
1673.332	-33.83	-1.28	-13.0	20.83	74.00	Vertical	Vertical	Pass
2510.122	-46.95	5.08	-13.0	33.95	21.00	Vertical	Vertical	Pass
8195.951	-36.57	11.82	-13.0	23.57	214.00	Vertical	Vertical	Pass

3.3 EGPRS 850 High Channel

RSE-H 30MHz-10GHzHz 850 8PSK 251

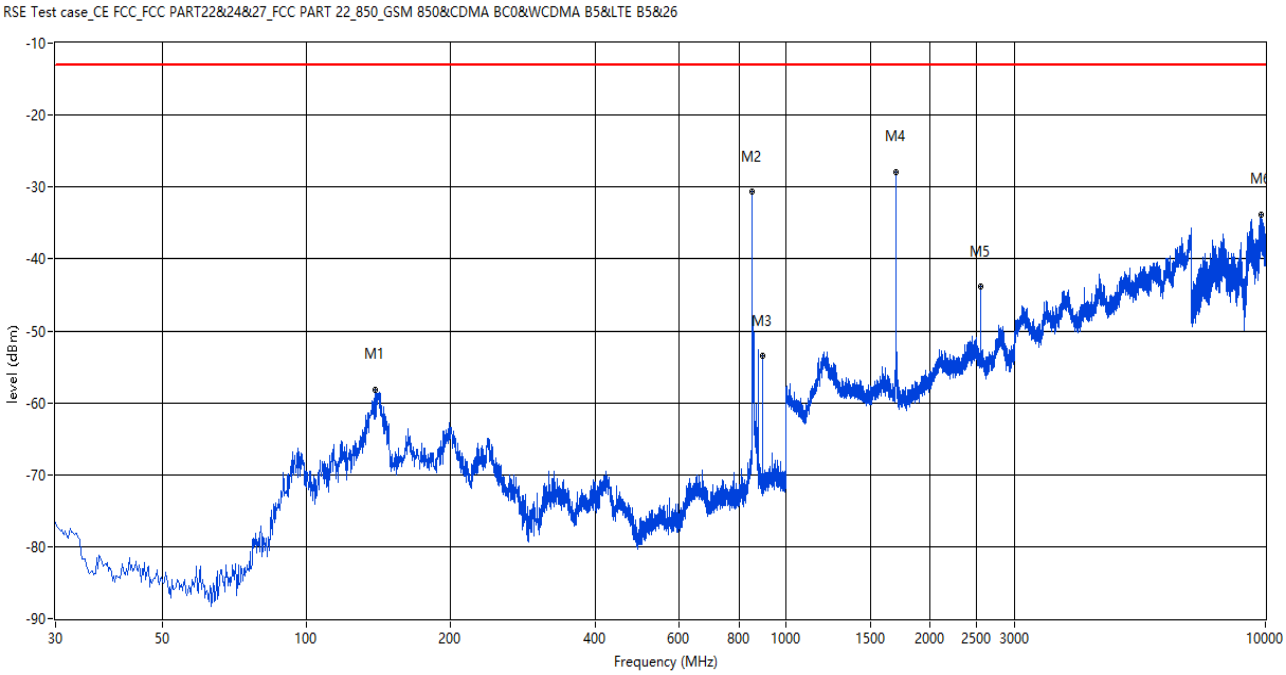

Frequency (MHz)	Result (dBm)	Factor (dB)	PK Limit (dBm)	Margin (dB)	Table (o)	ANT	EUT	Verdict
139.340	-58.19	-16.82	-13.0	45.19	170.00	Horizontal	Vertical	Pass
848.718	-30.71	4.62	-13.0	17.71	56.00	Horizontal	Vertical	N.A
893.569	-53.39	0.44	-13.0	40.39	357.00	Horizontal	Vertical	N.A
1697.826	-28.01	-2.10	-13.0	15.01	247.00	Horizontal	Vertical	Pass
2546.613	-43.80	4.29	-13.0	30.80	205.00	Horizontal	Vertical	Pass
9815.546	-33.93	14.95	-13.0	20.93	102.00	Horizontal	Vertical	Pass

RSE-V 30MHz-10GHzHz 850 8PSK 251

RSE Test case_CE FCC_FCC PART22&24&27_FCC PART 22_850_GSM 850&CDMA BC0&WCDMA B5&LTE B5&26

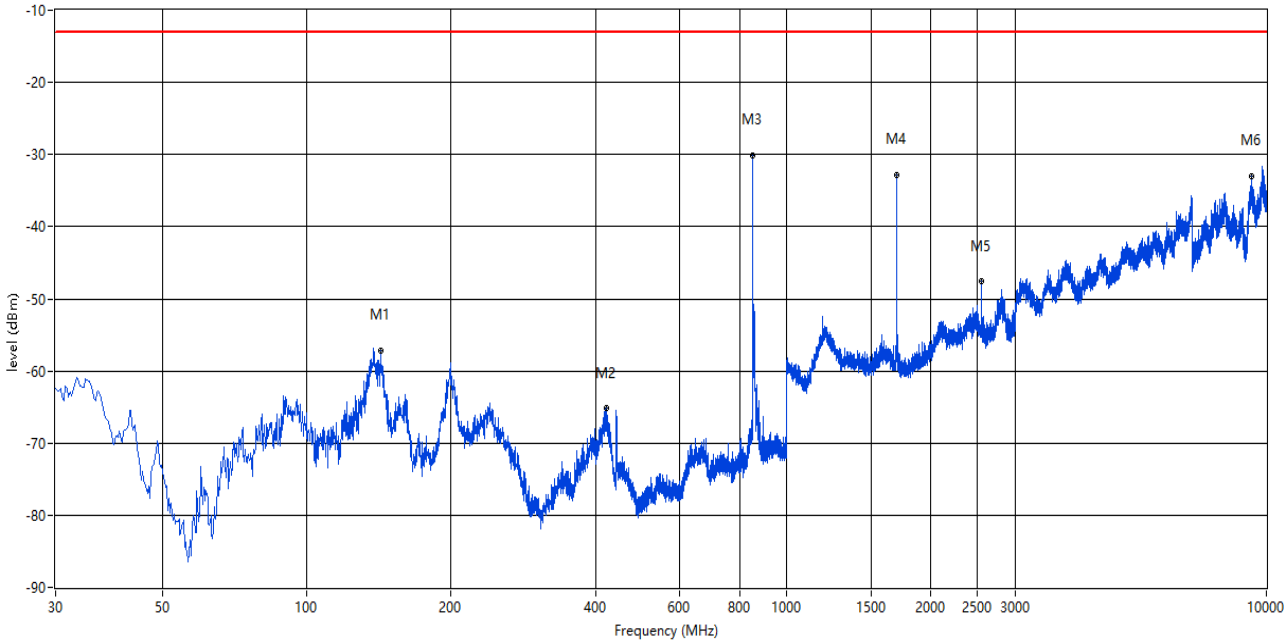

Frequency (MHz)	Result (dBm)	Factor (dB)	PK Limit (dBm)	Margin (dB)	Table (o)	ANT	EUT	Verdict
142.492	-57.24	-17.02	-13.0	44.24	309.00	Vertical	Vertical	Pass
420.812	-65.12	-8.23	-13.0	52.12	55.00	Vertical	Vertical	Pass
848.718	-30.17	4.62	-13.0	17.17	123.00	Vertical	Vertical	N.A
1697.326	-32.81	-2.09	-13.0	19.81	4.00	Vertical	Vertical	Pass
2546.613	-47.48	4.29	-13.0	34.48	149.00	Vertical	Vertical	Pass
9316.171	-32.92	12.81	-13.0	19.92	37.00	Vertical	Vertical	Pass

4 EGPRS 1900

4.1 EGPRS 1900 Low Channel

RSE H EGPRS 1900 8PSK 512 30MHz-10GHz

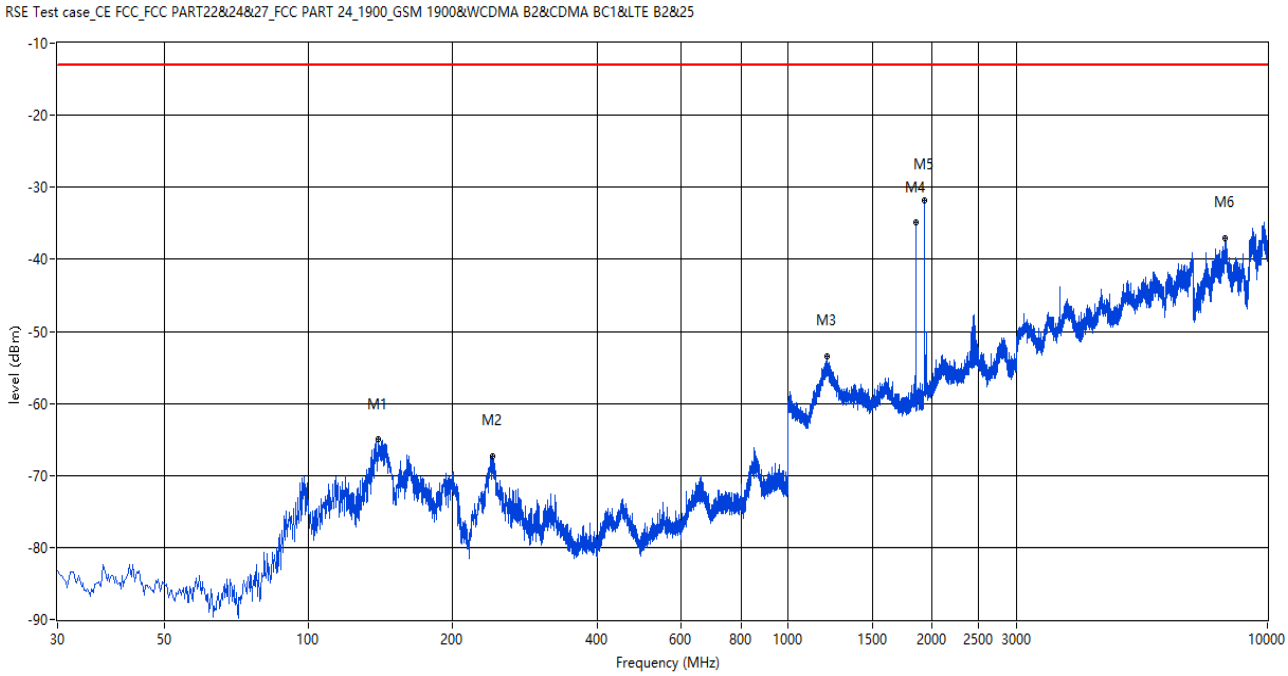

Frequency (MHz)	Result (dBm)	Factor (dB)	PK Limit (dBm)	Margin (dB)	Table (o)	ANT	EUT	Verdict
139.825	-64.90	-16.86	-13.0	51.90	77.00	Horizontal	Vertical	Pass
242.377	-67.39	-5.00	-13.0	54.39	119.00	Horizontal	Vertical	Pass
1207.448	-53.51	3.64	-13.0	40.51	122.00	Horizontal	Vertical	Pass
1850.287	-34.92	-0.16	-13.0	21.92	268.00	Horizontal	Vertical	N.A
1930.267	-31.78	0.18	-13.0	18.78	135.00	Horizontal	Vertical	N.A
8169.708	-37.09	11.59	-13.0	24.09	216.00	Horizontal	Vertical	Pass

RSE H EGPRS 1900 8PSK 512 10MHz-18GHz

RSE Test case_CE FCC_FCC PART22&24&27_FCC GSM -18G

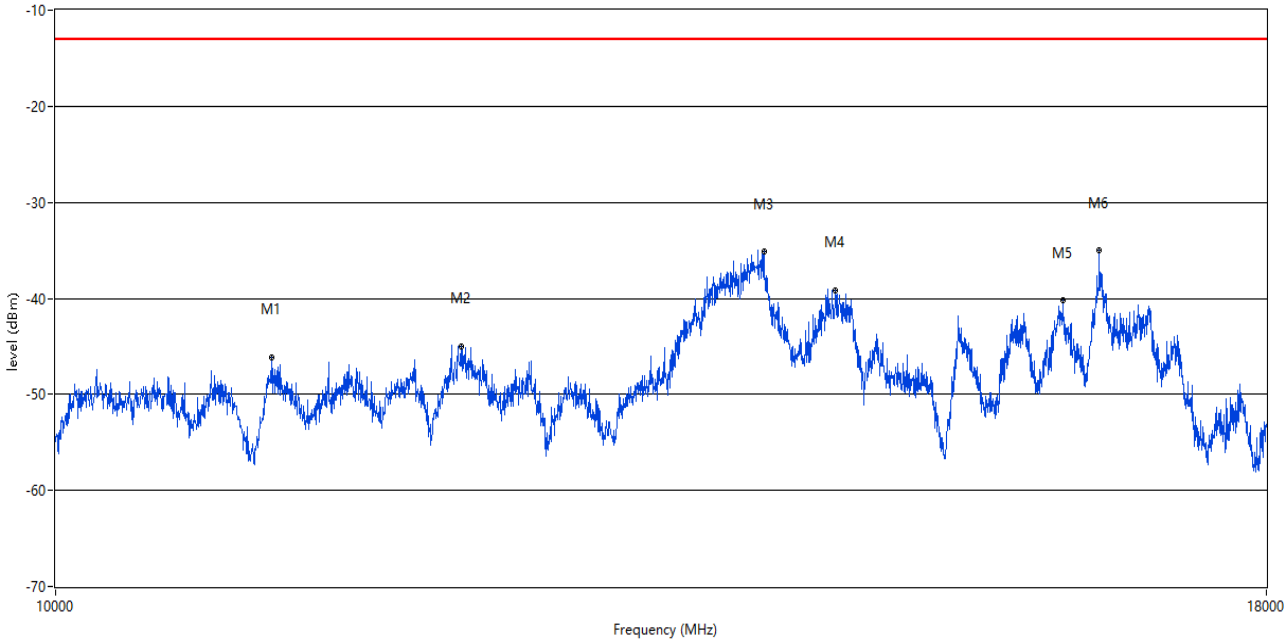

Frequency (MHz)	Result (dBm)	Factor (dB)	PK Limit (dBm)	Margin (dB)	Table (o)	ANT	EUT	Verdict
11107.473	-46.21	19.35	-13.0	33.21	98.00	Horizontal	Vertical	Pass
12174.206	-45.00	20.38	-13.0	32.00	113.00	Horizontal	Vertical	Pass
14104.224	-35.15	32.48	-13.0	22.15	134.00	Horizontal	Vertical	Pass
14601.850	-39.12	27.69	-13.0	26.12	188.00	Horizontal	Vertical	Pass
16306.423	-40.19	26.88	-13.0	27.19	13.00	Horizontal	Vertical	Pass
16595.101	-35.00	29.90	-13.0	22.00	161.00	Horizontal	Vertical	Pass

RSE V EGPRS 1900 8PSK 512 30MHz-10GHz

RSE Test case_CE FCC_FCC PART22&24&27_FCC PART 24_1900_GSM 1900&WCDMA B2&CDMA BC1&LTE B2&25

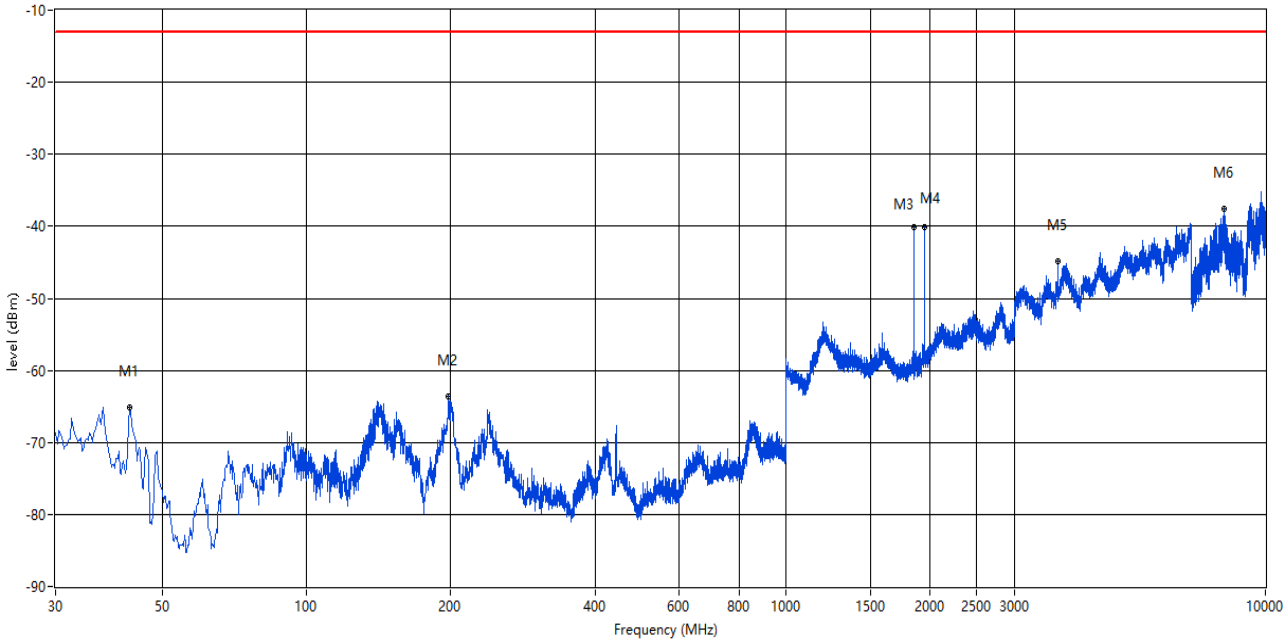

Frequency (MHz)	Result (dBm)	Factor (dB)	PK Limit (dBm)	Margin (dB)	Table (o)	ANT	EUT	Verdict
42.849	-65.14	-12.23	-13.0	52.14	270.20	Vertical	Vertical	Pass
197.768	-63.57	-11.98	-13.0	50.57	32.20	Vertical	Vertical	Pass
1850.287	-40.19	-0.16	-13.0	27.19	30.00	Vertical	Vertical	N.A
1947.763	-40.09	0.18	-13.0	27.09	354.00	Vertical	Vertical	N.A
3700.825	-44.83	10.10	-13.0	31.83	308.80	Vertical	Vertical	Pass
8191.452	-37.56	11.78	-13.0	24.56	6.00	Vertical	Vertical	Pass

RSE V EGPRS 1900 8PSK 512 10MHz-18GHz

RSE Test case_CE FCC_FCC PART22&24&27_FCC GSM -18G

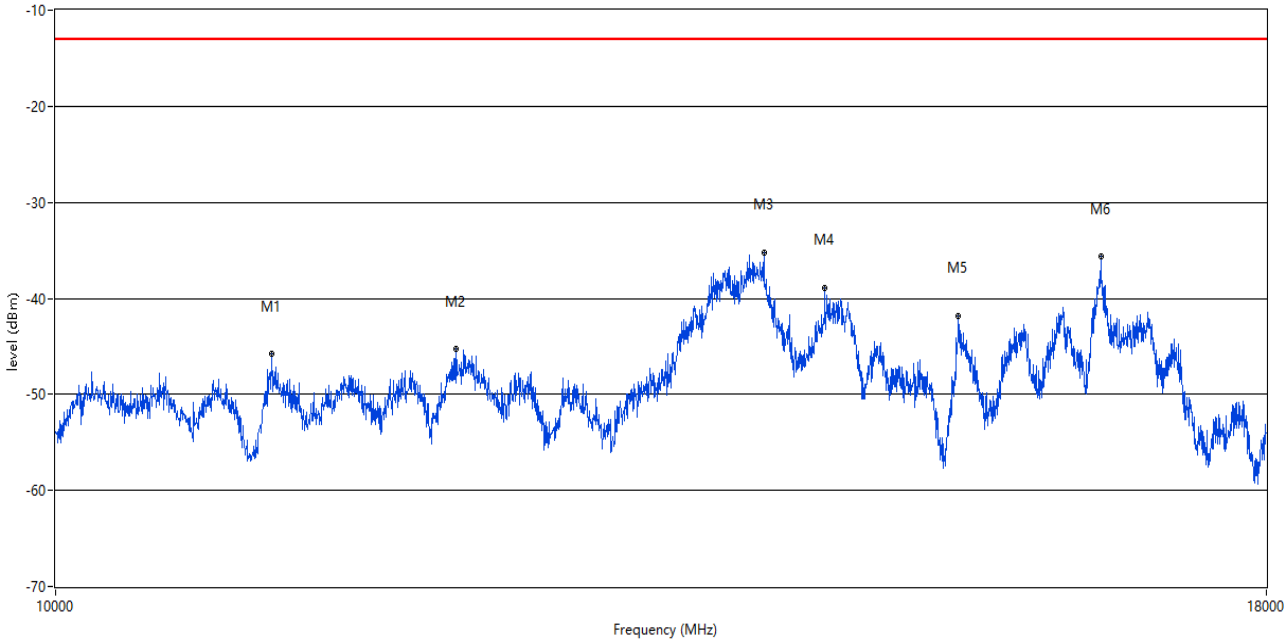

Frequency (MHz)	Result (dBm)	Factor (dB)	PK Limit (dBm)	Margin (dB)	Table (o)	ANT	EUT	Verdict
11104.724	-45.79	19.40	-13.0	32.79	356.00	Vertical	Vertical	Pass
12146.713	-45.30	20.04	-13.0	32.30	341.00	Vertical	Vertical	Pass
14104.224	-35.30	32.48	-13.0	22.30	359.00	Vertical	Vertical	Pass
14524.869	-38.89	27.42	-13.0	25.89	282.00	Vertical	Vertical	Pass
15498.125	-41.78	21.11	-13.0	28.78	78.00	Vertical	Vertical	Pass
16608.848	-35.68	30.01	-13.0	22.68	282.00	Vertical	Vertical	Pass

4.2 EGPRS 1900 Middle Channel

RSE H EGPRS 1900 8PSK 661 30MHz-10GHz

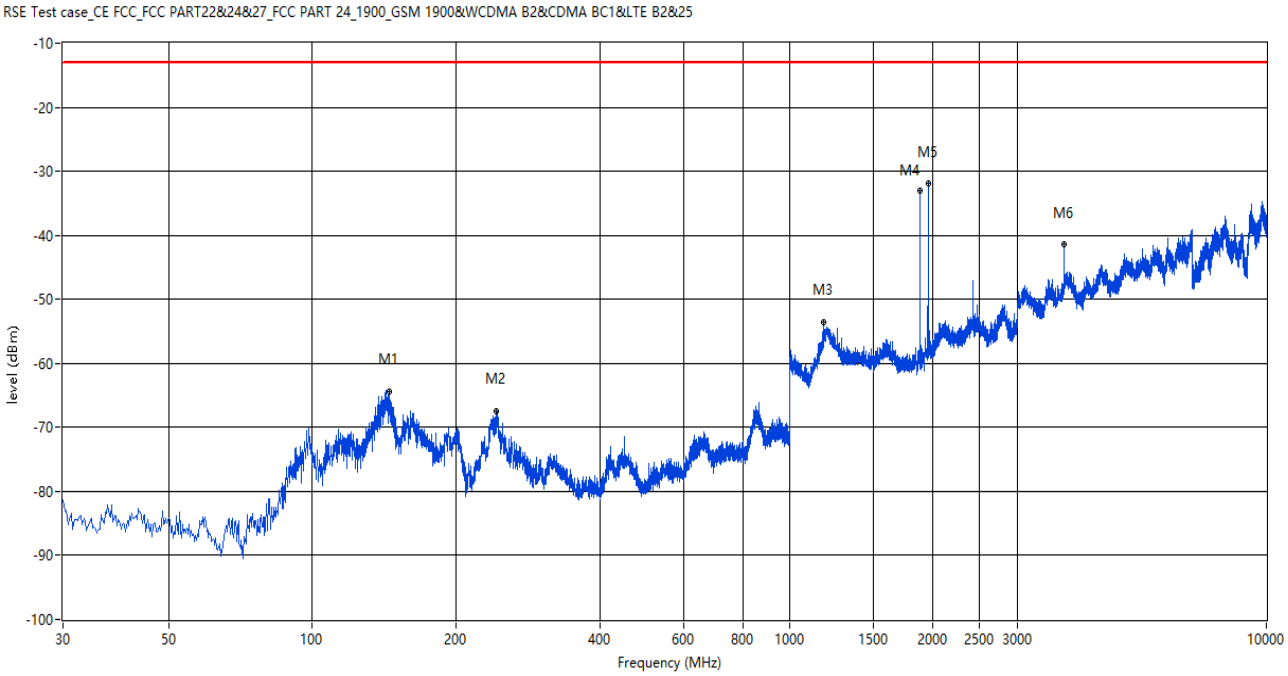

Frequency (MHz)	Result (dBm)	Factor (dB)	PK Limit (dBm)	Margin (dB)	Table (o)	ANT	EUT	Verdict
144.916	-64.32	-17.17	-13.0	51.32	88.00	Horizontal	Vertical	Pass
242.619	-67.41	-5.06	-13.0	54.41	294.00	Horizontal	Vertical	Pass
1182.454	-53.53	2.79	-13.0	40.53	288.00	Horizontal	Vertical	Pass
1880.280	-33.05	-0.01	-13.0	20.05	333.00	Horizontal	Vertical	N.A
1960.260	-31.97	0.21	-13.0	18.97	63.00	Horizontal	Vertical	N.A
3760.810	-41.38	11.18	-13.0	28.38	150.00	Horizontal	Vertical	Pass

RSE H EGPRS 1900 8PSK 661 10MHz-18GHz

RSE Test case_CE FCC_FCC PART22&24&27_FCC GSM -18G

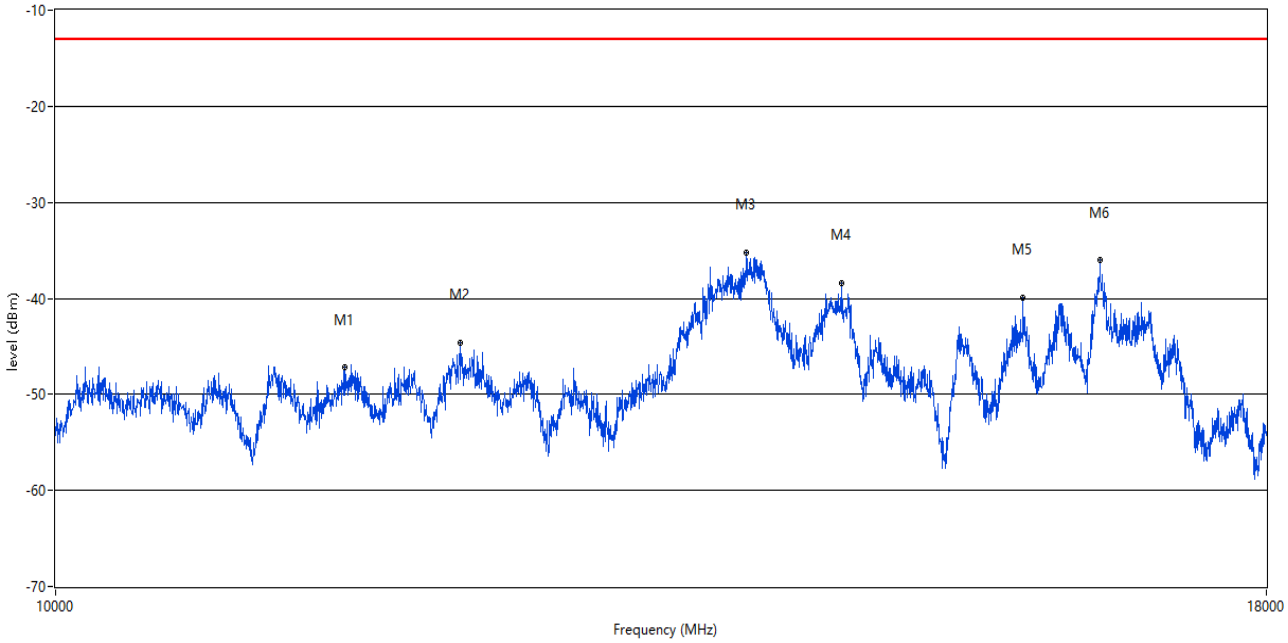

Frequency (MHz)	Result (dBm)	Factor (dB)	PK Limit (dBm)	Margin (dB)	Table (o)	ANT	EUT	Verdict
11506.123	-47.21	20.09	-13.0	34.21	273.00	Horizontal	Vertical	Pass
12168.708	-44.59	20.31	-13.0	31.59	277.00	Horizontal	Vertical	Pass
13986.003	-35.22	32.27	-13.0	22.22	356.00	Horizontal	Vertical	Pass
14643.089	-38.36	28.21	-13.0	25.36	189.00	Horizontal	Vertical	Pass
15995.751	-39.92	25.03	-13.0	26.92	4.00	Horizontal	Vertical	Pass
16603.349	-36.06	30.23	-13.0	23.06	23.00	Horizontal	Vertical	Pass

RSE V EGPRS 1900 8PSK 661 30MHz-10GHz

RSE Test case_CE FCC_FCC PART22&24&27_FCC PART 24_1900_GSM 1900&WCDMA B2&CDMA BC1&LTE B2&25

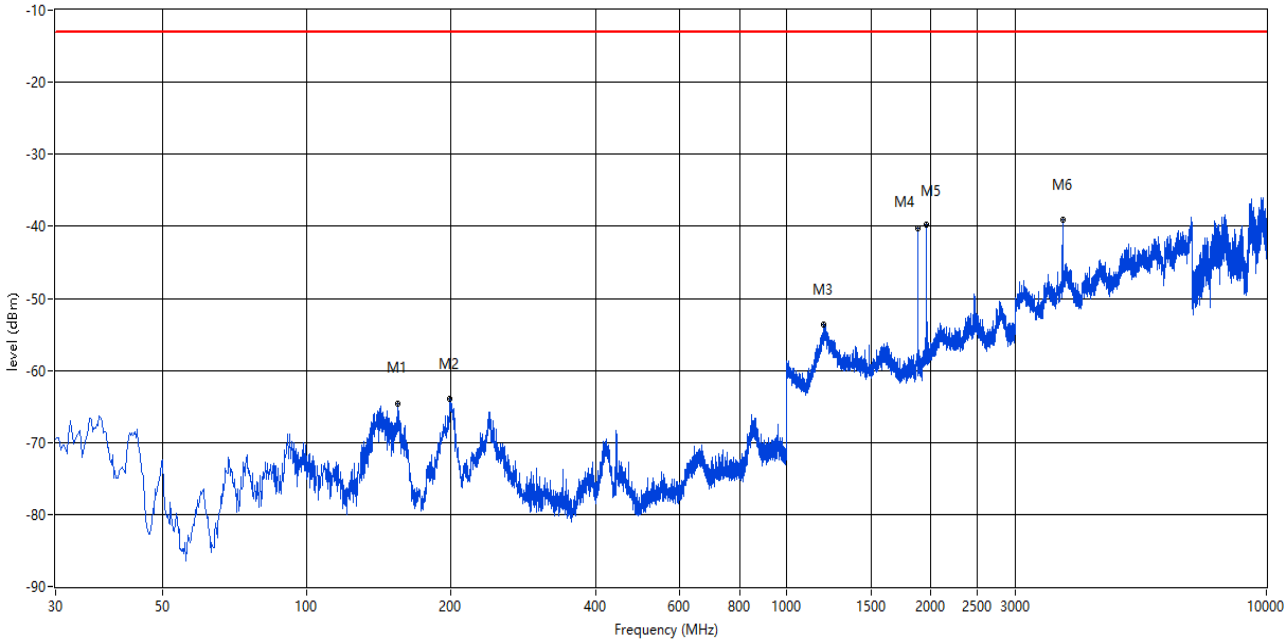

Frequency (MHz)	Result (dBm)	Factor (dB)	PK Limit (dBm)	Margin (dB)	Table (o)	ANT	EUT	Verdict
154.856	-64.58	-16.83	-13.0	51.58	253.20	Vertical	Vertical	Pass
198.738	-64.02	-11.07	-13.0	51.02	326.60	Vertical	Vertical	Pass
1197.451	-53.67	3.82	-13.0	40.67	145.70	Vertical	Vertical	Pass
1880.780	-40.32	-0.01	-13.0	27.32	358.20	Vertical	Vertical	N.A
1960.260	-39.84	0.21	-13.0	26.84	351.00	Vertical	Vertical	N.A
3760.810	-39.01	11.18	-13.0	26.01	354.00	Vertical	Vertical	Pass

RSE V EGPRS 1900 8PSK 661 10MHz-18GHz

RSE Test case_CE FCC_FCC PART22&24&27_FCC GSM -18G

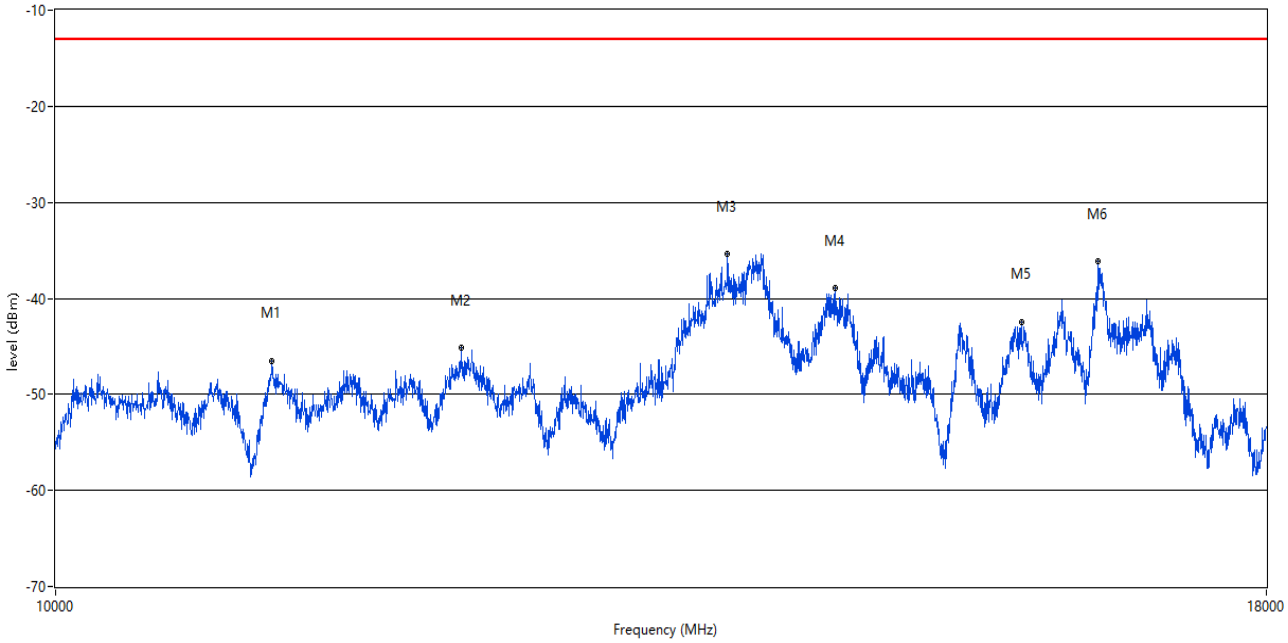

Frequency (MHz)	Result (dBm)	Factor (dB)	PK Limit (dBm)	Margin (dB)	Table (o)	ANT	EUT	Verdict
11107.473	-46.56	19.35	-13.0	33.56	160.00	Vertical	Vertical	Pass
12179.705	-45.20	20.45	-13.0	32.20	3.00	Vertical	Vertical	Pass
13856.786	-35.40	30.17	-13.0	22.40	148.00	Vertical	Vertical	Pass
14599.100	-38.97	27.67	-13.0	25.97	5.00	Vertical	Vertical	Pass
15982.004	-42.44	24.64	-13.0	29.44	279.00	Vertical	Vertical	Pass
16586.853	-36.14	29.12	-13.0	23.14	315.00	Vertical	Vertical	Pass

4.3 EGPRS 1900 High Channel

RSE H EGPRS 1900 8PSK 810 30MHz-10GHz

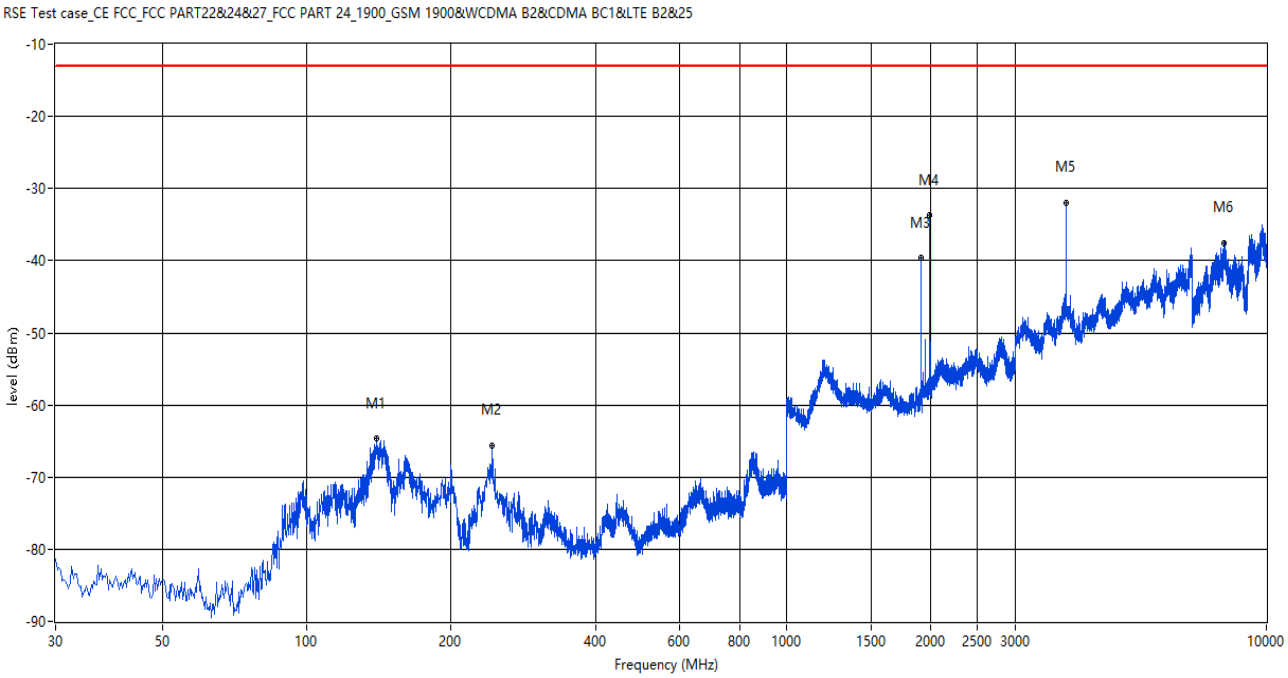

Frequency (MHz)	Result (dBm)	Factor (dB)	PK Limit (dBm)	Margin (dB)	Table (o)	ANT	EUT	Verdict
139.825	-64.56	-16.86	-13.0	51.56	77.00	Horizontal	Vertical	Pass
243.589	-65.64	-5.31	-13.0	52.64	164.00	Horizontal	Vertical	Pass
1909.773	-39.67	0.12	-13.0	26.67	274.00	Horizontal	Vertical	N.A
1989.753	-33.62	0.71	-13.0	20.62	170.00	Horizontal	Vertical	N.A
3819.795	-32.06	11.87	-13.0	19.06	274.00	Horizontal	Vertical	Pass
8166.708	-37.64	11.56	-13.0	24.64	77.00	Horizontal	Vertical	Pass

RSE H EGPRS 1900 8PSK 810 10MHz-18GHz

RSE Test case_CE FCC_FCC PART22&24&27_FCC GSM -18G

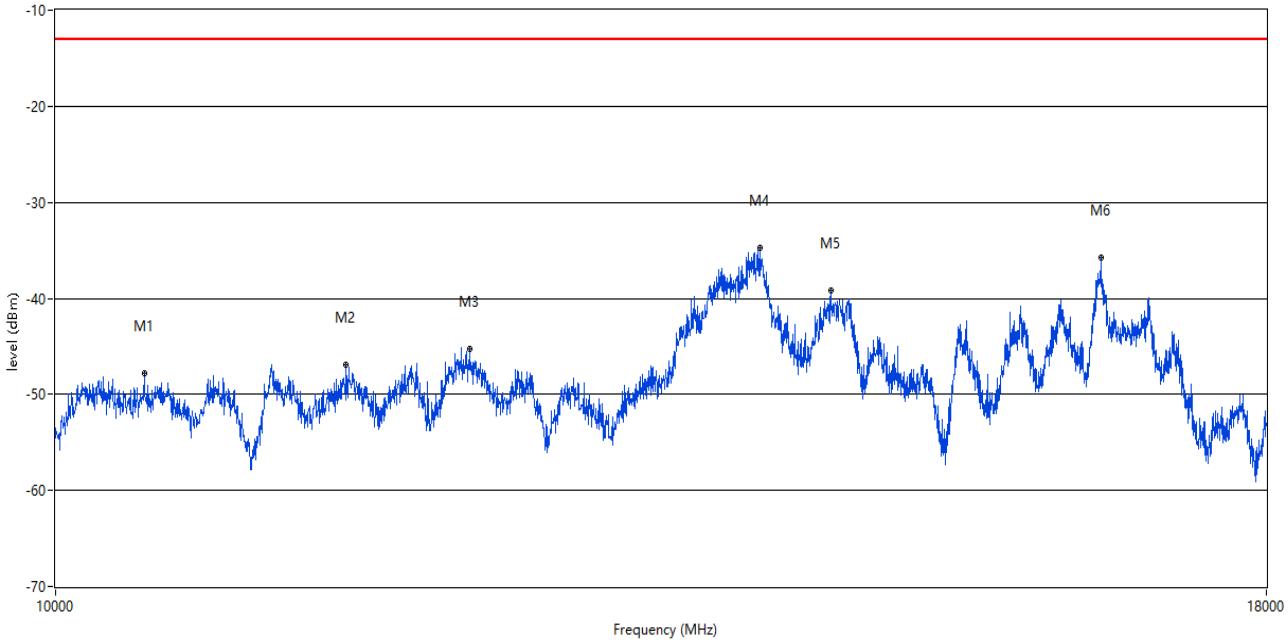

Frequency (MHz)	Result (dBm)	Factor (dB)	PK Limit (dBm)	Margin (dB)	Table (o)	ANT	EUT	Verdict
10439.390	-47.84	17.82	-13.0	34.84	1.00	Horizontal	Vertical	Pass
11514.371	-46.90	19.92	-13.0	33.90	155.00	Horizontal	Vertical	Pass
12226.443	-45.24	20.55	-13.0	32.24	157.00	Horizontal	Vertical	Pass
14073.982	-34.69	32.73	-13.0	21.69	121.00	Horizontal	Vertical	Pass
14571.607	-39.20	27.58	-13.0	26.20	19.00	Horizontal	Vertical	Pass
16608.848	-35.80	30.01	-13.0	22.80	168.00	Horizontal	Vertical	Pass

RSE V EGPRS 1900 8PSK 810 30MHz-10GHz

RSE Test case_CE FCC_FCC PART22&24&27_FCC PART 24_1900_GSM 1900&WCDMA B2&CDMA BC1&LTE B2&25

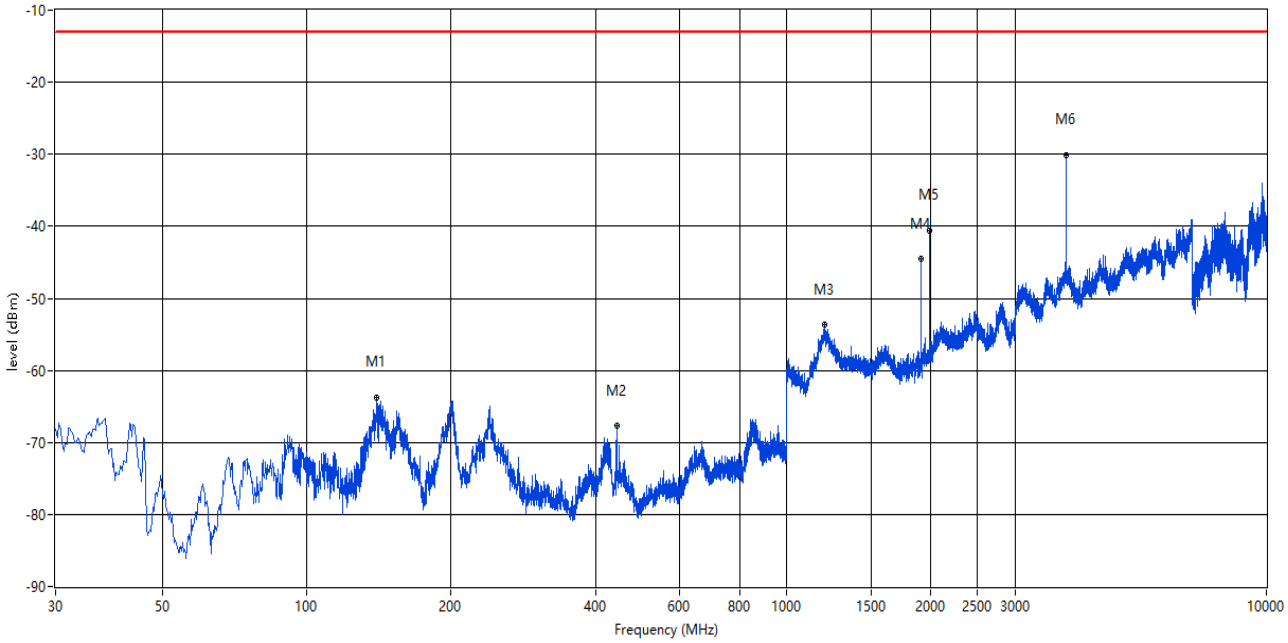

Frequency (MHz)	Result (dBm)	Factor (dB)	PK Limit (dBm)	Margin (dB)	Table (o)	ANT	EUT	Verdict
139.825	-63.83	-16.86	-13.0	50.83	215.00	Vertical	Vertical	Pass
444.086	-67.73	-5.12	-13.0	54.73	205.00	Vertical	Vertical	Pass
1200.450	-53.60	3.97	-13.0	40.60	5.00	Vertical	Vertical	Pass
1909.773	-44.53	0.12	-13.0	31.53	1.00	Vertical	Vertical	N.A
1989.753	-40.55	0.71	-13.0	27.55	266.00	Vertical	Vertical	N.A
3819.795	-30.07	11.87	-13.0	17.07	4.00	Vertical	Vertical	Pass

RSE V EGPRS 1900 8PSK 810 10MHz-18GHz

RSE Test case_CE FCC_FCC PART22&24&27_FCC GSM -18G

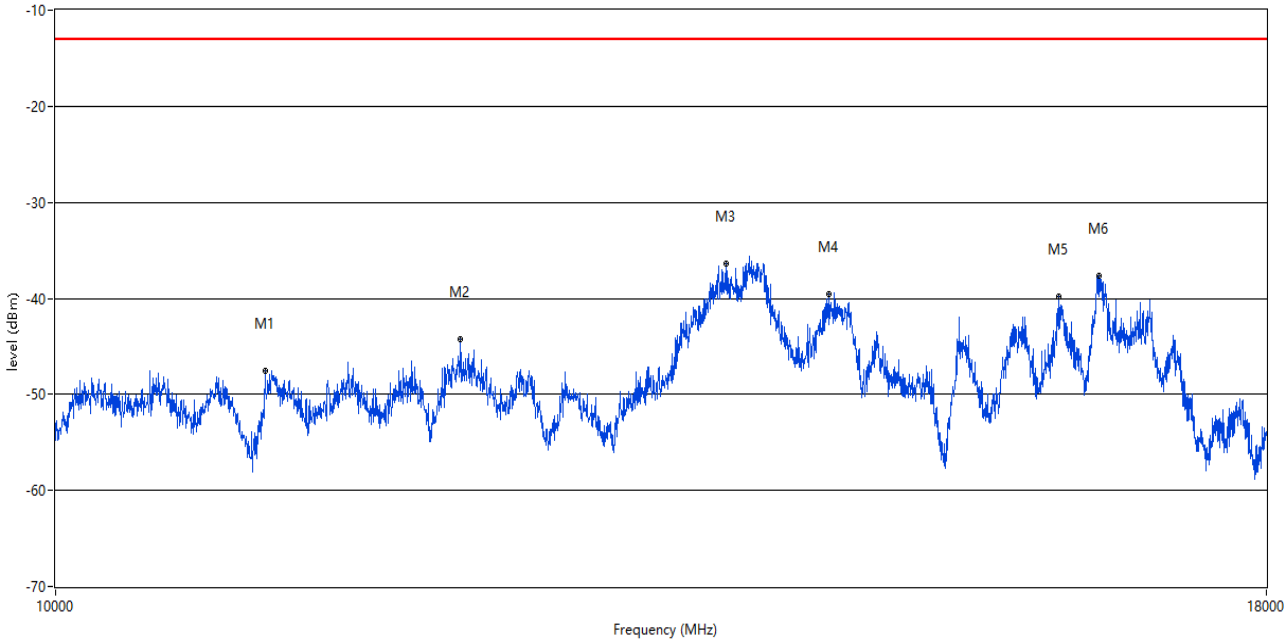

Frequency (MHz)	Result (dBm)	Factor (dB)	PK Limit (dBm)	Margin (dB)	Table (o)	ANT	EUT	Verdict
11071.732	-47.58	17.32	-13.0	34.58	329.00	Vertical	Vertical	Pass
12171.457	-44.27	20.35	-13.0	31.27	218.00	Vertical	Vertical	Pass
13845.789	-36.42	30.19	-13.0	23.42	233.00	Vertical	Vertical	Pass
14552.362	-39.55	27.51	-13.0	26.55	275.00	Vertical	Vertical	Pass
16276.181	-39.85	26.05	-13.0	26.85	100.00	Vertical	Vertical	Pass
16597.851	-37.65	30.16	-13.0	24.65	19.00	Vertical	Vertical	Pass

5 WCDMA Band 2

5.1 WCDMA Band 2 Low Channel

RSE-H-30MHz-10GHzHz-WCDMA-BAND2-CH9262

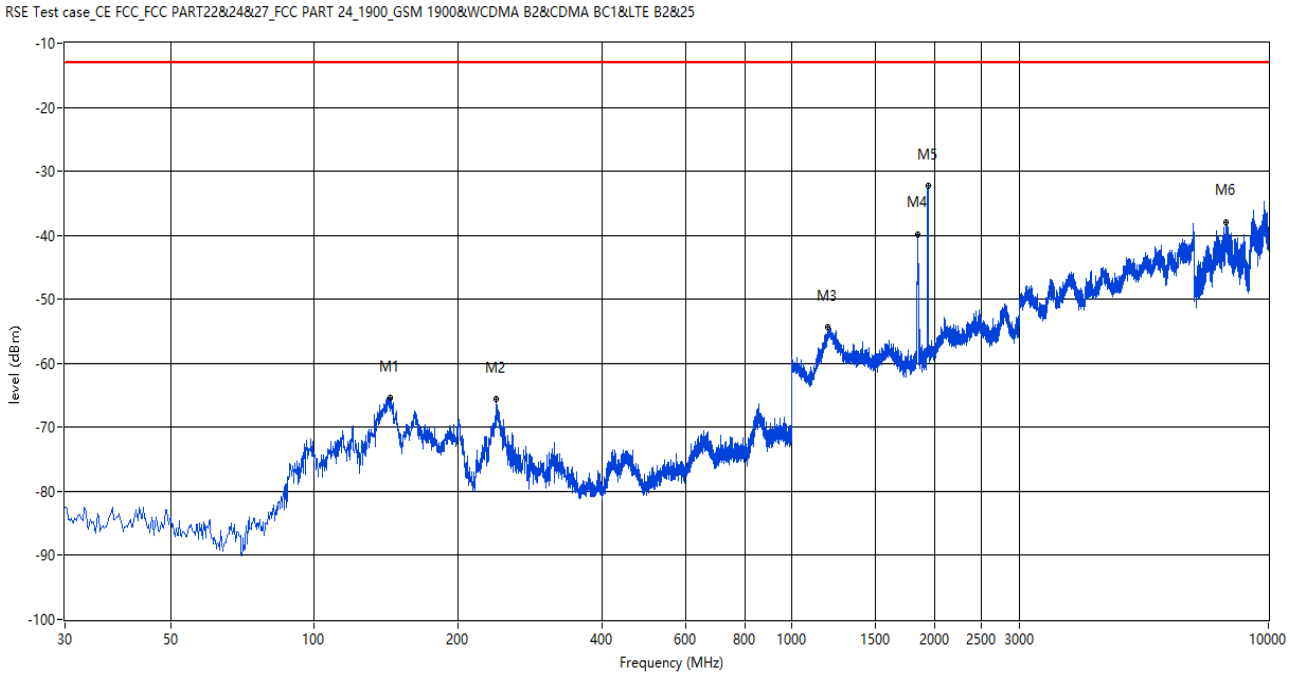

Frequency (MHz)	Result (dBm)	Factor (dB)	PK Limit (dBm)	Margin (dB)	Table (o)	ANT	EUT	Verdict
144.189	-65.40	-17.12	-13.0	52.40	344.00	Horizontal	Vertical	Pass
240.195	-65.55	-4.42	-13.0	52.55	50.00	Horizontal	Vertical	Pass
1194.451	-54.38	3.63	-13.0	41.38	256.00	Horizontal	Vertical	Pass
1852.290	-39.82	-0.20	-13.0	26.82	1.00	Horizontal	Vertical	N.A
1932.267	-32.34	0.17	-13.0	19.34	252.00	Horizontal	Vertical	N.A
8145.714	-38.05	11.38	-13.0	25.05	153.00	Horizontal	Vertical	Pass

RSE-H-10-18GHz-WCDMA-BAND2-CH9262

RSE Test case_CE FCC_FCC PART22&24&27_FCC LTE WCDMA B2 10-18G

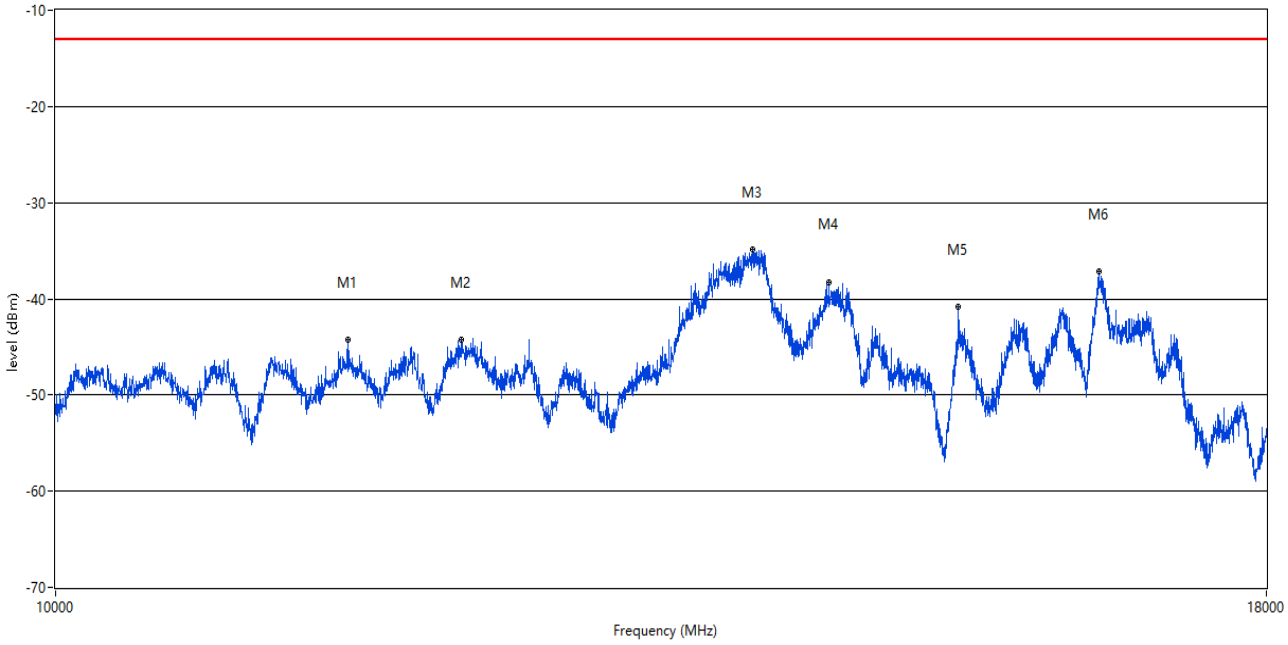

Frequency (MHz)	Result (dBm)	Factor (dB)	PK Limit (dBm)	Margin (dB)	Table (o)	ANT	EUT	Verdict
11523.619	-44.19	19.74	-13.0	31.19	284.40	Horizontal	Vertical	Pass
12177.456	-44.26	20.42	-13.0	31.26	67.50	Horizontal	Vertical	Pass
14026.993	-34.87	32.66	-13.0	21.87	121.80	Horizontal	Vertical	Pass
14556.861	-38.28	27.53	-13.0	25.28	256.80	Horizontal	Vertical	Pass
15500.625	-40.77	21.29	-13.0	27.77	178.40	Horizontal	Vertical	Pass
16596.351	-37.20	30.02	-13.0	24.20	239.20	Horizontal	Vertical	Pass

RSE-V-30MHz-10GHzHz-WCDMA-BAND2-CH9262

RSE Test case_CE FCC_FCC PART22&24&27_FCC PART 24_1900_GSM 1900&WCDMA B2&CDMA BC1&LTE B2&25

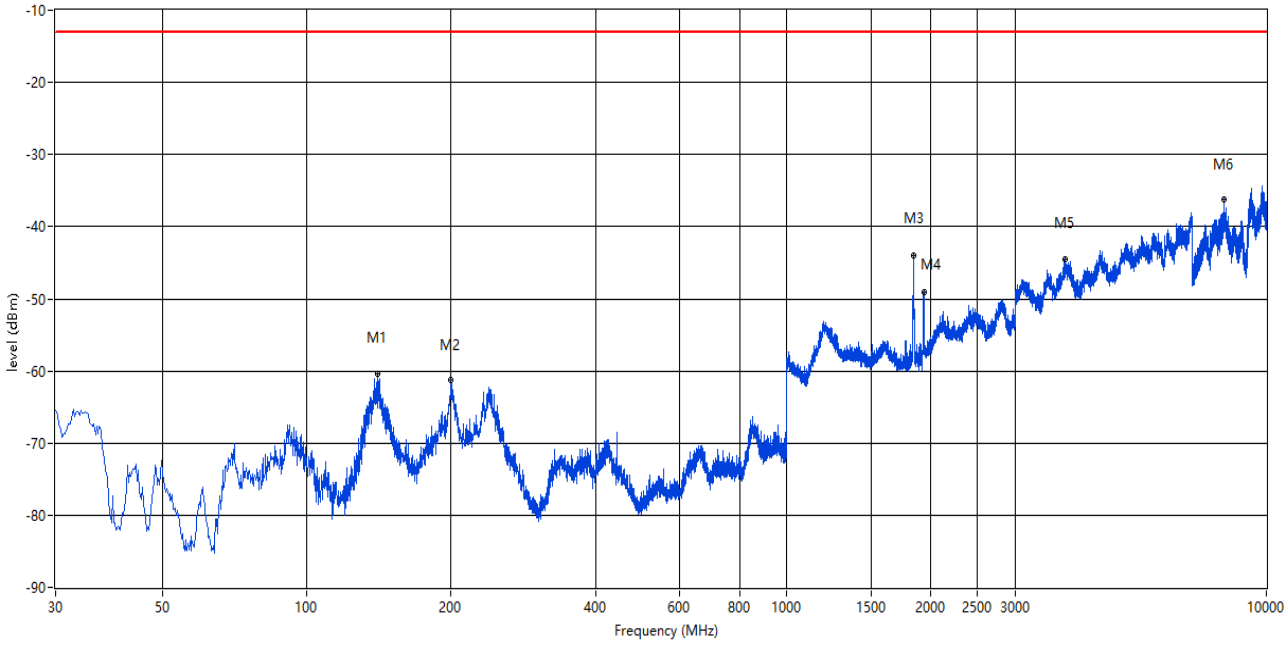

Frequency (MHz)	Result (dBm)	Factor (dB)	PK Limit (dBm)	Margin (dB)	Table (o)	ANT	EUT	Verdict
140.795	-60.38	-16.90	-13.0	47.38	75.00	Vertical	Vertical	Pass
199.708	-61.31	-10.16	-13.0	48.31	103.00	Vertical	Vertical	Pass
1852.290	-44.00	-0.21	-13.0	31.00	2.00	Vertical	Vertical	N.A
1932.767	-49.13	0.17	-13.0	36.13	215.00	Vertical	Vertical	N.A
3813.797	-44.56	11.82	-13.0	31.56	330.00	Vertical	Vertical	Pass
8146.463	-36.28	11.39	-13.0	23.28	333.00	Vertical	Vertical	Pass

RSE-V-10-18GHz-WCDMA-BAND2-CH9262

RSE Test case_CE FCC_FCC PART22&24&27_FCC LTE WCDMA B2 10-18G

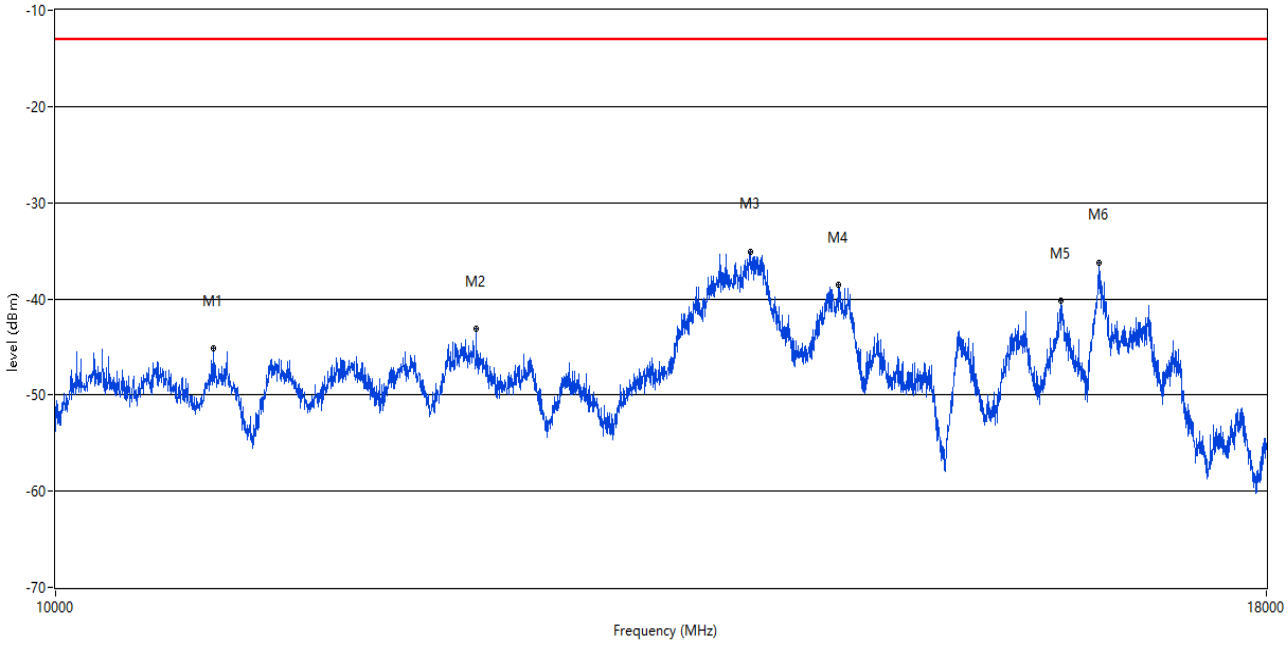

Frequency (MHz)	Result (dBm)	Factor (dB)	PK Limit (dBm)	Margin (dB)	Table (o)	ANT	EUT	Verdict
10795.801	-45.15	19.05	-13.0	32.15	358.90	Vertical	Vertical	Pass
12265.434	-43.17	20.33	-13.0	30.17	66.50	Vertical	Vertical	Pass
14012.997	-35.07	32.64	-13.0	22.07	120.90	Vertical	Vertical	Pass
14622.844	-38.56	27.96	-13.0	25.56	45.00	Vertical	Vertical	Pass
16294.426	-40.20	26.90	-13.0	27.20	360.00	Vertical	Vertical	Pass
16596.351	-36.22	30.02	-13.0	23.22	27.90	Vertical	Vertical	Pass

5.2 WCDMA Band 2 Middle Channel

RSE-H-30MHz-10GHzHz-WCDMA-BAND2-CH9400

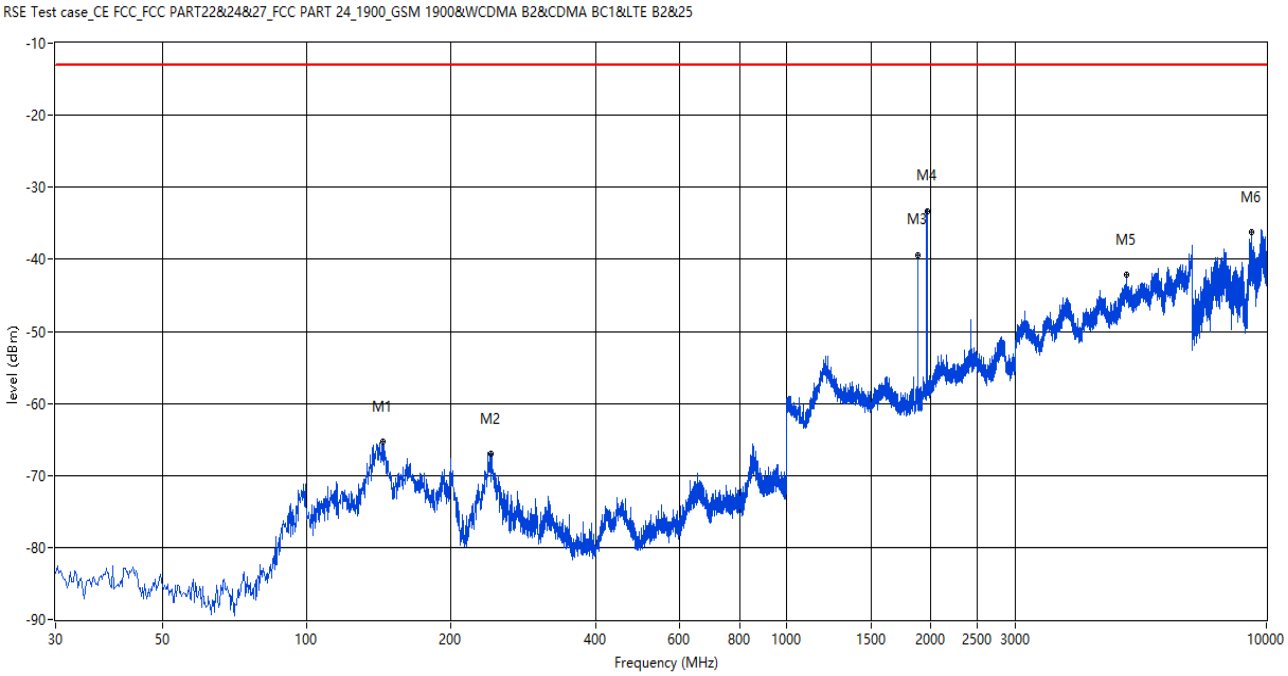

Frequency (MHz)	Result (dBm)	Factor (dB)	PK Limit (dBm)	Margin (dB)	Table (o)	ANT	EUT	Verdict
143.947	-65.37	-17.11	-13.0	52.37	270.00	Horizontal	Vertical	Pass
242.377	-67.02	-5.00	-13.0	54.02	34.00	Horizontal	Vertical	Pass
1880.280	-39.40	-0.02	-13.0	26.40	80.00	Horizontal	Vertical	N.A
1960.760	-33.37	0.26	-13.0	20.37	101.00	Horizontal	Vertical	N.A
5101.475	-42.08	15.43	-13.0	29.08	256.00	Horizontal	Vertical	Pass
9295.176	-36.22	12.86	-13.0	23.22	310.00	Horizontal	Vertical	Pass

RSE-H-10-18GHz-WCDMA-BAND2-CH9400

RSE Test case_CE FCC_FCC PART22&24&27_FCC LTE WCDMA B2 10-18G

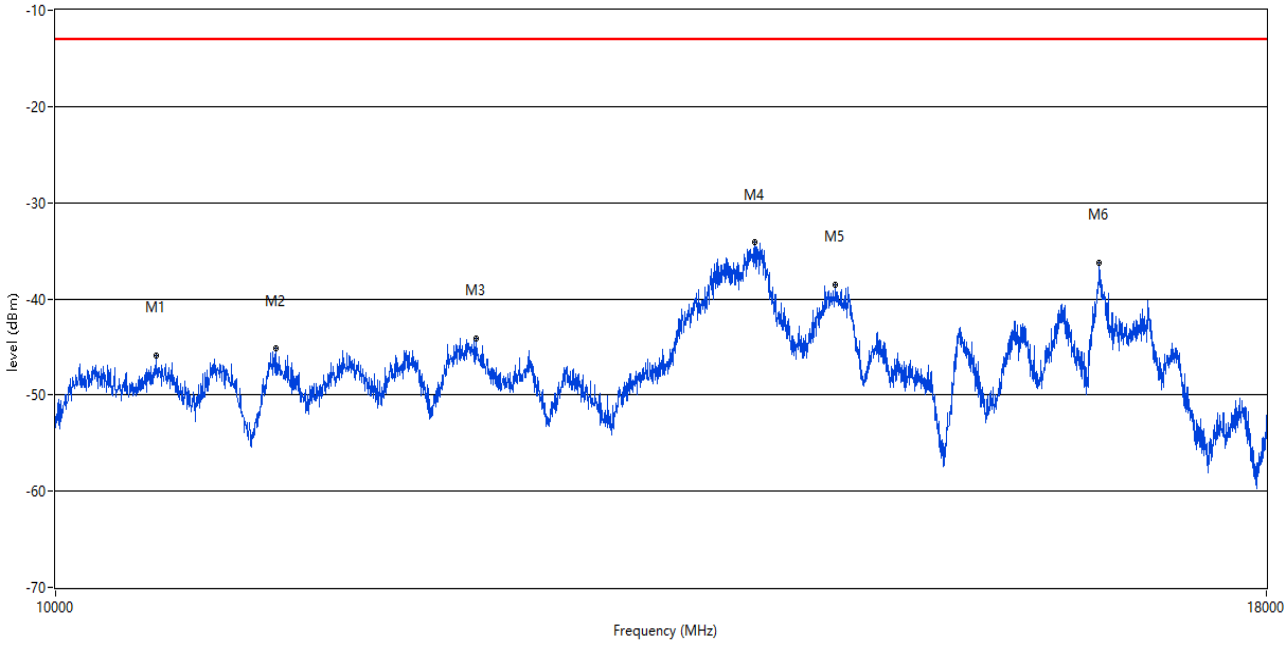

Frequency (MHz)	Result (dBm)	Factor (dB)	PK Limit (dBm)	Margin (dB)	Table (o)	ANT	EUT	Verdict
10499.875	-45.86	18.92	-13.0	32.86	207.50	Horizontal	Vertical	Pass
11131.717	-45.16	18.94	-13.0	32.16	3.00	Horizontal	Vertical	Pass
12265.434	-44.10	20.33	-13.0	31.10	151.90	Horizontal	Vertical	Pass
14042.989	-34.12	32.68	-13.0	21.12	0.00	Horizontal	Vertical	Pass
14600.850	-38.50	27.68	-13.0	25.50	32.30	Horizontal	Vertical	Pass
16598.350	-36.22	30.20	-13.0	23.22	0.00	Horizontal	Vertical	Pass

RSE-V-30MHz-10GHzHz-WCDMA-BAND2-CH9400

RSE Test case_CE FCC_FCC PART22&24&27_FCC PART 24_1900_GSM 1900&WCDMA B2&CDMA BC1&LTE B2&25

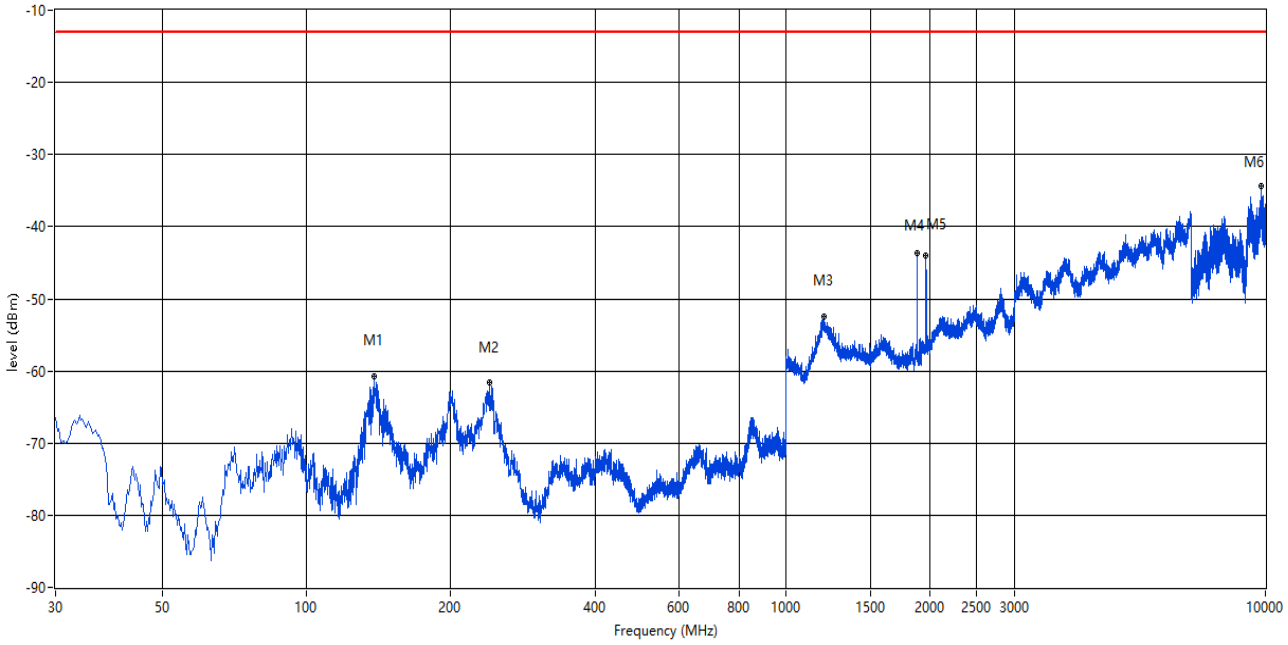

Frequency (MHz)	Result (dBm)	Factor (dB)	PK Limit (dBm)	Margin (dB)	Table (o)	ANT	EUT	Verdict
138.613	-60.68	-16.90	-13.0	47.68	190.00	Vertical	Vertical	Pass
241.165	-61.58	-4.68	-13.0	48.58	185.00	Vertical	Vertical	Pass
1201.950	-52.48	3.90	-13.0	39.48	164.00	Vertical	Vertical	Pass
1880.780	-43.72	-0.02	-13.0	30.72	302.00	Vertical	Vertical	N.A
1959.260	-44.03	0.20	-13.0	31.03	48.00	Vertical	Vertical	N.A
9800.550	-34.33	15.22	-13.0	21.33	150.00	Vertical	Vertical	Pass

RSE-V-10-18GHz-WCDMA-BAND2-CH9400

RSE Test case_CE FCC_FCC PART22&24&27_FCC LTE WCDMA B2 10-18G

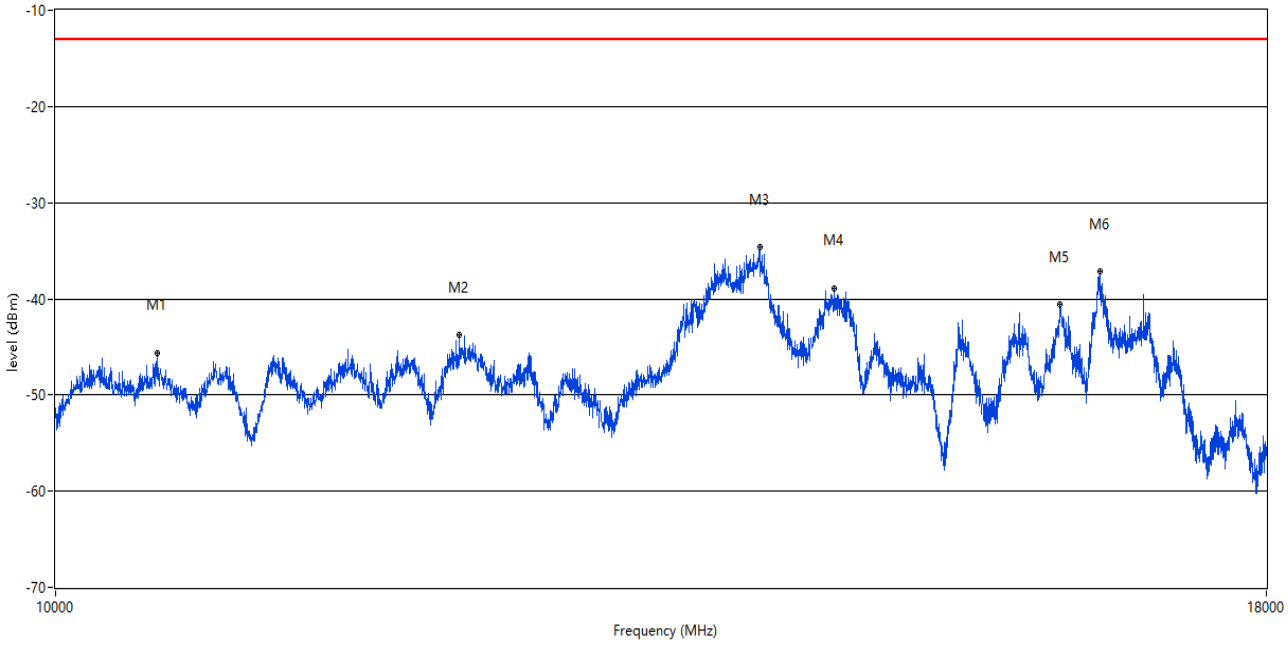

Frequency (MHz)	Result (dBm)	Factor (dB)	PK Limit (dBm)	Margin (dB)	Table (o)	ANT	EUT	Verdict
10503.874	-45.59	18.87	-13.0	32.59	0.70	Vertical	Vertical	Pass
12167.458	-43.74	20.30	-13.0	30.74	150.90	Vertical	Vertical	Pass
14074.981	-34.63	32.73	-13.0	21.63	237.20	Vertical	Vertical	Pass
14596.851	-38.88	27.66	-13.0	25.88	172.40	Vertical	Vertical	Pass
16280.430	-40.60	26.25	-13.0	27.60	328.10	Vertical	Vertical	Pass
16604.349	-37.14	30.19	-13.0	24.14	189.70	Vertical	Vertical	Pass

5.3 WCDMA Band 2 High Channel

RSE-H-30MHz-10GHzHz-WCDMA-BAND2-CH9538

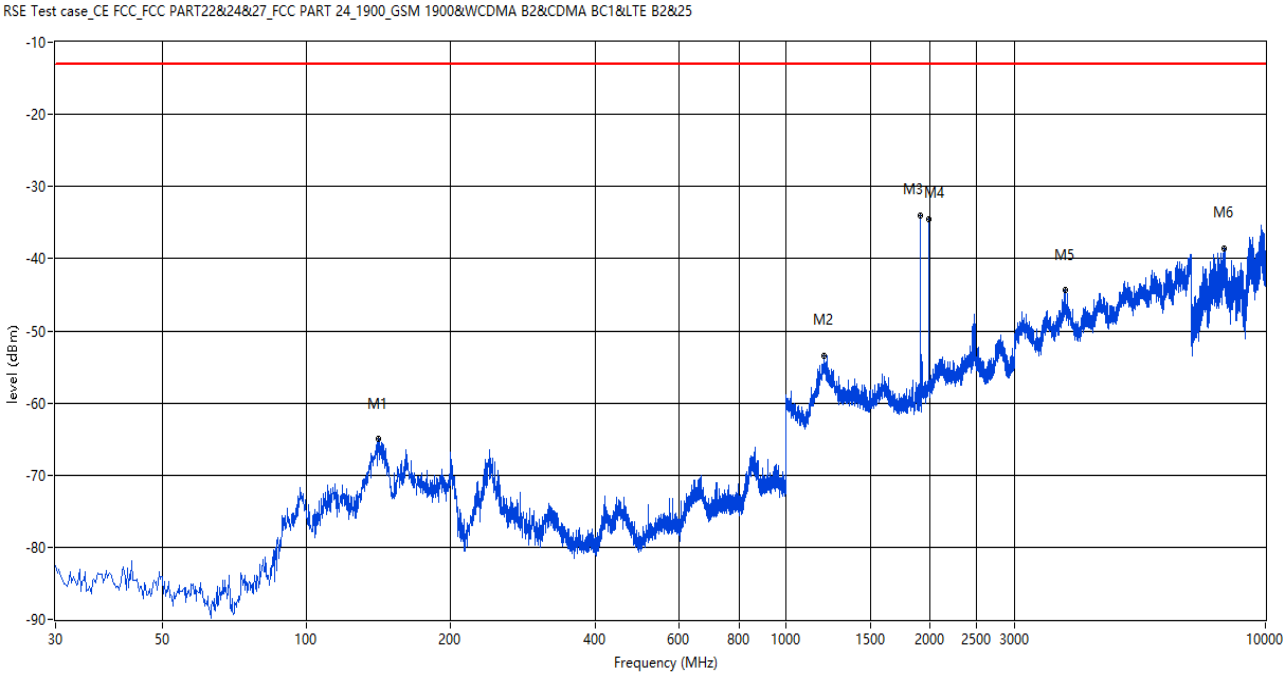

Frequency (MHz)	Result (dBm)	Factor (dB)	PK Limit (dBm)	Margin (dB)	Table (o)	ANT	EUT	Verdict
141.037	-64.88	-16.92	-13.0	51.88	147.00	Horizontal	Vertical	Pass
1202.449	-53.46	3.88	-13.0	40.46	58.00	Horizontal	Vertical	Pass
1907.773	-34.09	0.11	-13.0	21.09	138.00	Horizontal	Vertical	N.A
1987.753	-34.52	0.68	-13.0	21.52	258.00	Horizontal	Vertical	N.A
3817.796	-44.29	11.65	-13.0	31.29	316.00	Horizontal	Vertical	Pass
8222.194	-38.55	11.39	-13.0	25.55	181.00	Horizontal	Vertical	Pass

RSE-H-10-18GHz-WCDMA-BAND2-CH9538

RSE Test case_CE FCC_FCC PART22&24&27_FCC LTE WCDMA B2 10-18G

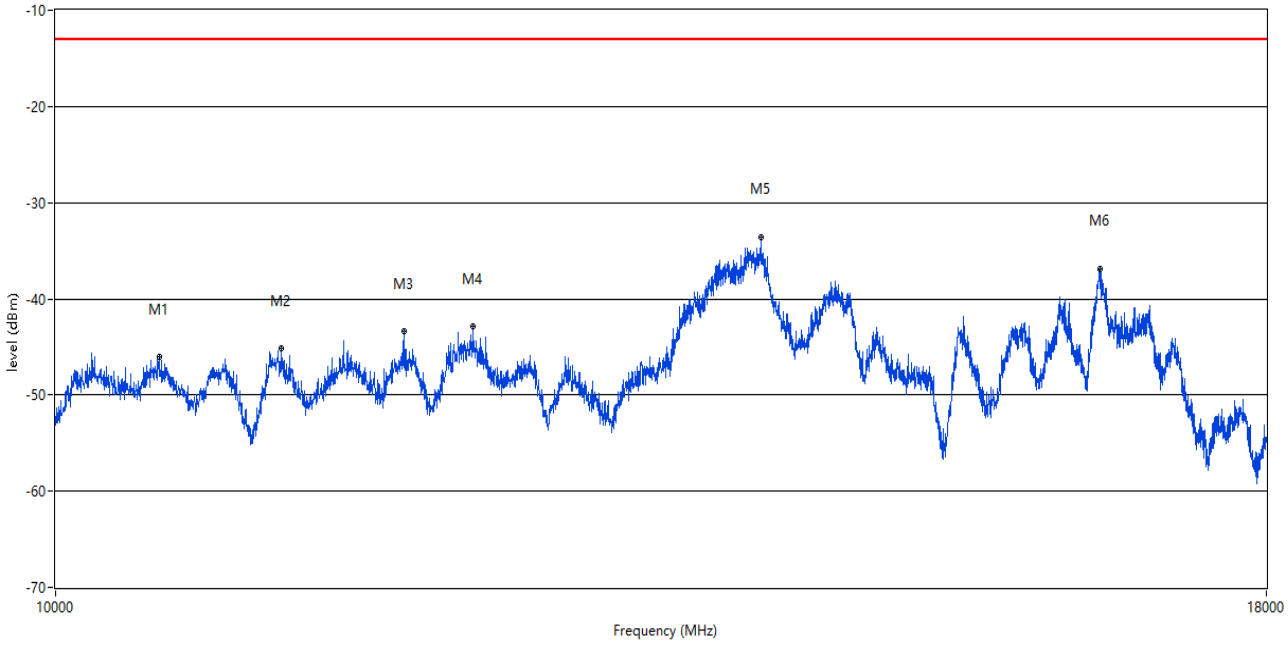

Frequency (MHz)	Result (dBm)	Factor (dB)	PK Limit (dBm)	Margin (dB)	Table (o)	ANT	EUT	Verdict
10515.871	-46.02	18.69	-13.0	33.02	0.00	Horizontal	Vertical	Pass
11157.711	-45.17	18.49	-13.0	32.17	283.60	Horizontal	Vertical	Pass
11845.539	-43.35	19.36	-13.0	30.35	0.00	Horizontal	Vertical	Pass
12243.439	-42.84	20.46	-13.0	29.84	222.10	Horizontal	Vertical	Pass
14082.979	-33.53	32.74	-13.0	20.53	97.30	Horizontal	Vertical	Pass
16600.350	-36.86	30.35	-13.0	23.86	49.10	Horizontal	Vertical	Pass

RSE-V-30MHz-10GHzHz-WCDMA-BAND2-CH9538

RSE Test case_CE FCC_FCC PART22&24&27_FCC PART 24_1900_GSM 1900&WCDMA B2&CDMA BC1&LTE B2&25

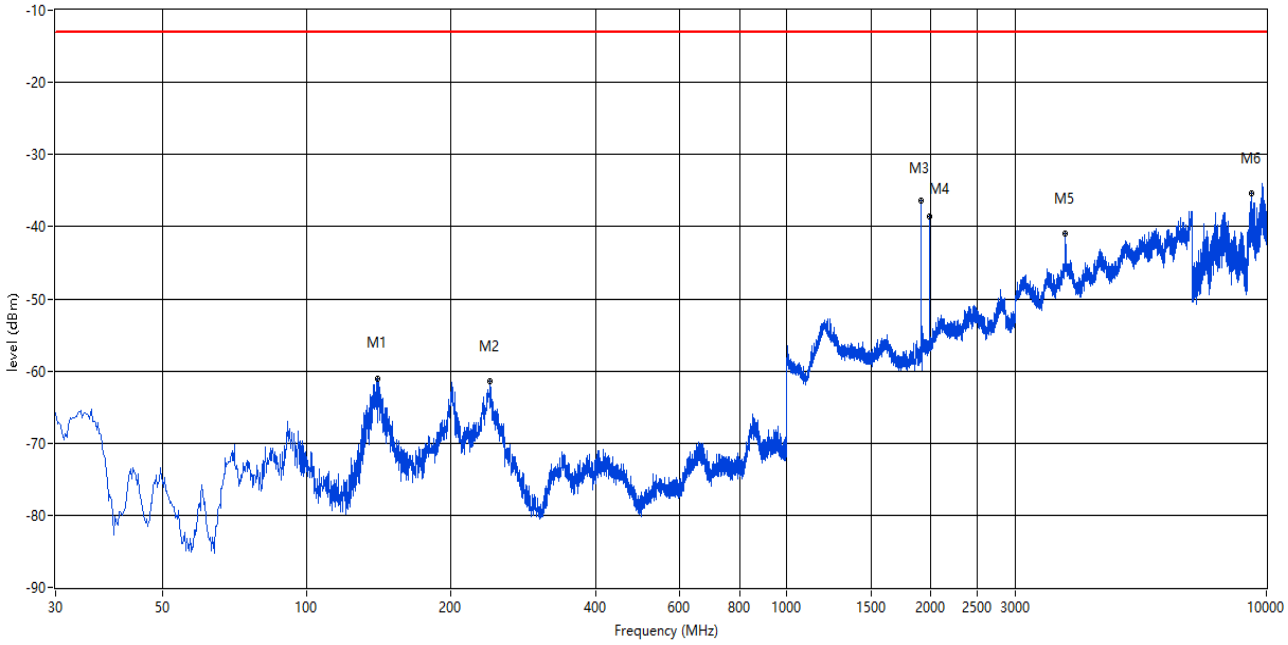

Frequency (MHz)	Result (dBm)	Factor (dB)	PK Limit (dBm)	Margin (dB)	Table (o)	ANT	EUT	Verdict
140.795	-61.16	-16.90	-13.0	48.16	82.00	Vertical	Vertical	Pass
241.165	-61.42	-4.68	-13.0	48.42	61.00	Vertical	Vertical	Pass
1907.774	-36.47	0.11	-13.0	23.47	118.00	Vertical	Vertical	N.A
1987.753	-38.61	0.66	-13.0	25.61	171.00	Vertical	Vertical	N.A
3812.797	-41.03	11.96	-13.0	28.03	121.00	Vertical	Vertical	Pass
9330.417	-35.38	12.69	-13.0	22.38	359.00	Vertical	Vertical	Pass

RSE-V-10-18GHz-WCDMA-BAND2-CH9538

RSE Test case_CE FCC_FCC PART22&24&27_FCC LTE WCDMA B2 10-18G

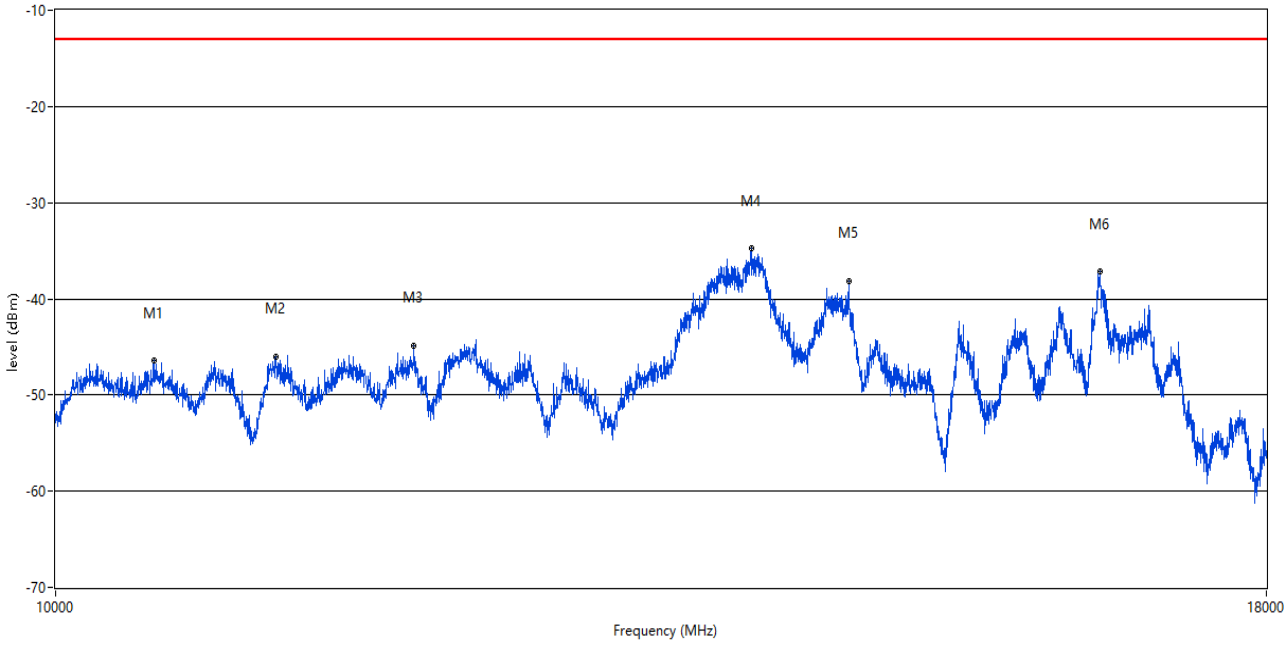

Frequency (MHz)	Result (dBm)	Factor (dB)	PK Limit (dBm)	Margin (dB)	Table (o)	ANT	EUT	Verdict
10491.877	-46.43	18.77	-13.0	33.43	62.10	Vertical	Vertical	Pass
11127.718	-46.03	19.01	-13.0	33.03	137.50	Vertical	Vertical	Pass
11899.525	-44.84	19.95	-13.0	31.84	355.10	Vertical	Vertical	Pass
14022.994	-34.80	32.65	-13.0	21.80	92.20	Vertical	Vertical	Pass
14696.826	-38.13	28.89	-13.0	25.13	0.00	Vertical	Vertical	Pass
16600.350	-37.15	30.35	-13.0	24.15	45.00	Vertical	Vertical	Pass

6 WCDMA Band 5

6.1 WCDMA Band 5 Low Channel

RSE-H-30MHz-10GHzHz-WCDMA-BAND5-CH4132

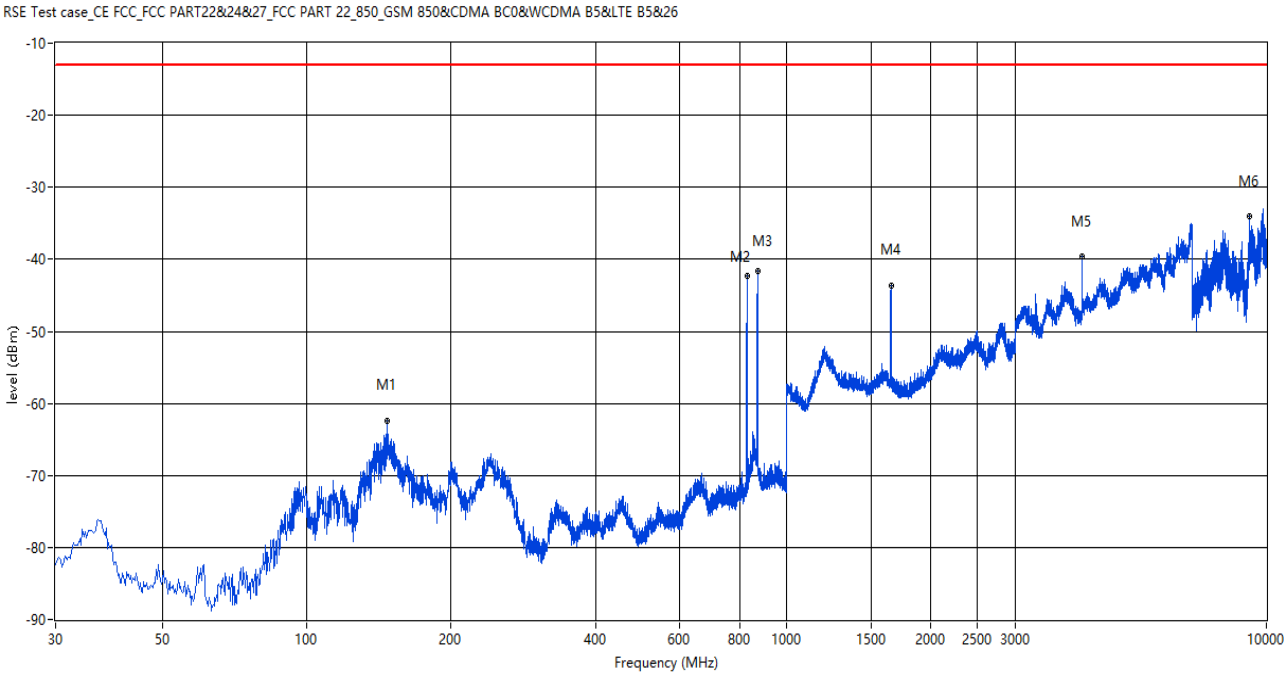

Frequency (MHz)	Result (dBm)	Factor (dB)	PK Limit (dBm)	Margin (dB)	Table (o)	ANT	EUT	Verdict
146.856	-62.47	-17.25	-13.0	49.47	127.00	Horizontal	Vertical	Pass
826.868	-42.26	1.68	-13.0	29.26	63.00	Horizontal	Vertical	N.A
871.507	-41.65	2.92	-13.0	28.65	124.00	Horizontal	Vertical	N.A
1654.336	-43.62	-0.88	-13.0	30.62	2.00	Horizontal	Vertical	Pass
4134.716	-39.54	9.99	-13.0	26.54	76.00	Horizontal	Vertical	Pass
9215.696	-34.04	11.37	-13.0	21.04	49.00	Horizontal	Vertical	Pass

RSE-V-30MHz-10GHzHz-WCDMA-BAND5-CH4132

RSE Test case_CE FCC_FCC PART22&24&27_FCC PART 22_850_GSM 850&CDMA BC0&WCDMA B5&LTE B5&26

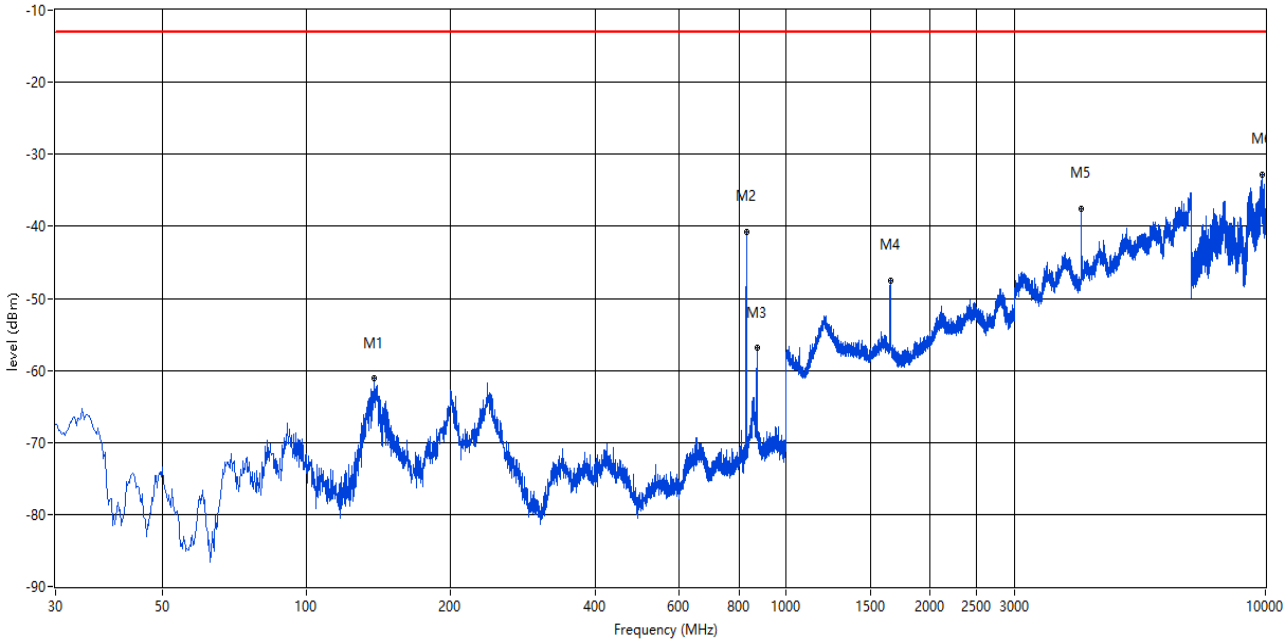

Frequency (MHz)	Result (dBm)	Factor (dB)	PK Limit (dBm)	Margin (dB)	Table (o)	ANT	EUT	Verdict
138.855	-61.09	-16.84	-13.0	48.09	292.00	Vertical	Vertical	Pass
826.383	-40.84	1.62	-13.0	27.84	233.00	Vertical	Vertical	N.A
871.537	-56.86	3.10	-13.0	43.86	108.00	Vertical	Vertical	N.A
1653.837	-47.63	-0.88	-13.0	34.63	167.00	Vertical	Vertical	Pass
4135.716	-37.56	9.99	-13.0	24.56	265.00	Vertical	Vertical	Pass
9845.539	-32.83	14.41	-13.0	19.83	35.00	Vertical	Vertical	Pass

6.2 WCDMA Band 5 Middle Channel

RSE-H-30MHz-10GHzHz-WCDMA-BAND5-CH4182

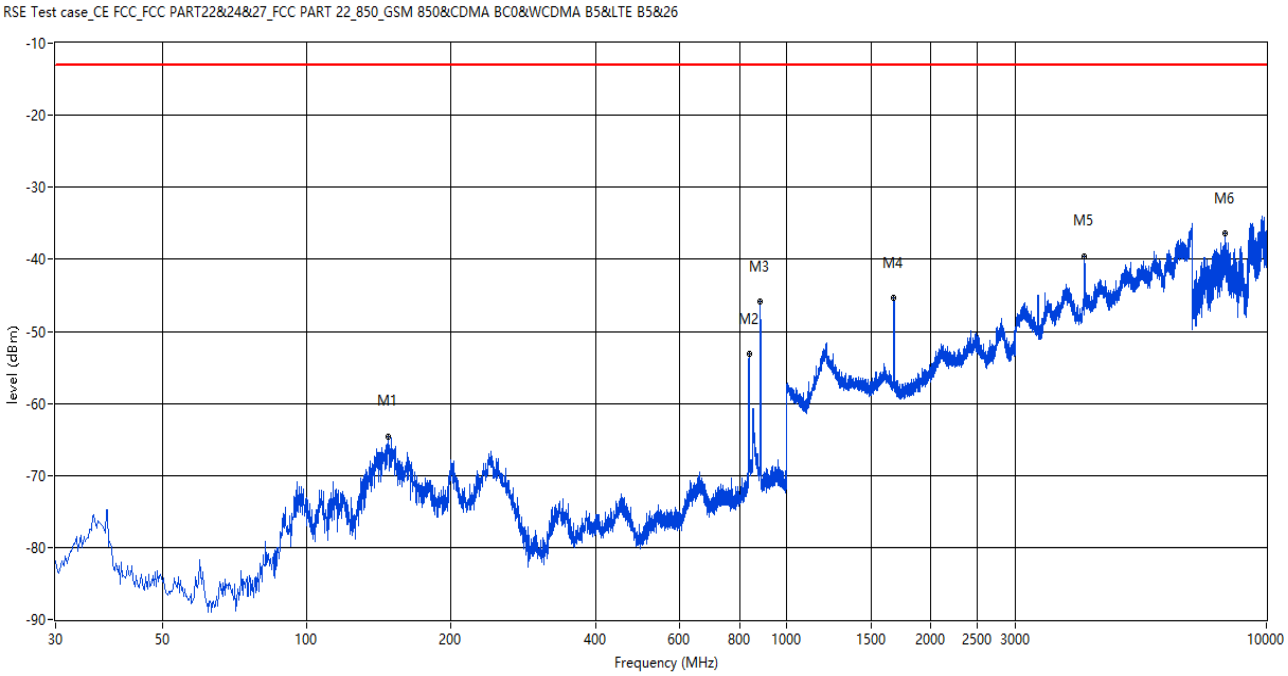

Frequency (MHz)	Result (dBm)	Factor (dB)	PK Limit (dBm)	Margin (dB)	Table (o)	ANT	EUT	Verdict
148.310	-64.62	-17.24	-13.0	51.62	145.00	Horizontal	Vertical	Pass
836.293	-53.09	3.63	-13.0	40.09	316.00	Horizontal	Vertical	N.A
881.690	-45.79	1.15	-13.0	32.79	117.00	Horizontal	Vertical	N.A
1674.831	-45.39	-1.33	-13.0	32.39	85.00	Horizontal	Vertical	Pass
4178.705	-39.65	11.13	-13.0	26.65	360.00	Horizontal	Vertical	Pass
8203.449	-36.41	11.78	-13.0	23.41	311.00	Horizontal	Vertical	Pass

RSE-V-30MHz-10GHzHz-WCDMA-BAND5-CH4182

RSE Test case_CE FCC_FCC PART22&24&27_FCC PART 22_850_GSM 850&CDMA BC0&WCDMA B5&LTE B5&26

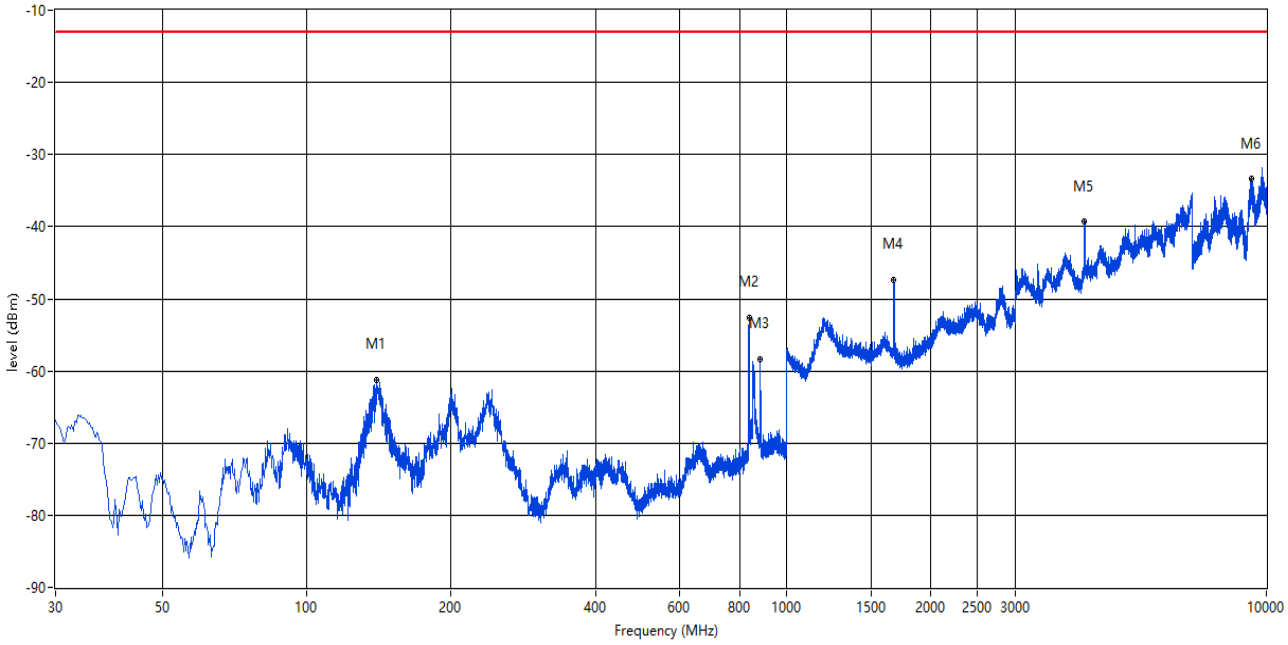

Frequency (MHz)	Result (dBm)	Factor (dB)	PK Limit (dBm)	Margin (dB)	Table (o)	ANT	EUT	Verdict
140.067	-61.24	-16.80	-13.0	48.24	3.00	Vertical	Vertical	Pass
836.050	-52.67	3.58	-13.0	39.67	107.00	Vertical	Vertical	N.A
881.235	-58.34	1.31	-13.0	45.34	147.00	Vertical	Vertical	N.A
1674.331	-47.30	-1.31	-13.0	34.30	181.00	Vertical	Vertical	Pass
4176.706	-39.22	11.20	-13.0	26.22	59.00	Vertical	Vertical	Pass
9303.424	-33.41	12.93	-13.0	20.41	286.00	Vertical	Vertical	Pass

6.3 WCDMA Band 5 High Channel

RSE-H-30MHz-10GHzHz-WCDMA-BAND5-CH4233

Frequency (MHz)	Result (dBm)	Factor (dB)	PK Limit (dBm)	Margin (dB)	Table (o)	ANT	EUT	Verdict
146.128	-63.27	-17.25	-13.0	50.27	5.00	Horizontal	Vertical	Pass
846.354	-29.42	4.56	-13.0	16.42	186.00	Horizontal	Vertical	N.A
891.842	-47.30	0.39	-13.0	34.30	327.00	Horizontal	Vertical	N.A
1690.327	-44.00	-1.88	-13.0	31.00	320.00	Horizontal	Vertical	Pass
3388.903	-41.89	6.90	-13.0	28.89	46.00	Horizontal	Vertical	Pass
4228.693	-38.07	11.70	-13.0	25.07	342.00	Horizontal	Vertical	Pass

RSE-V-30MHz-10GHzHz-WCDMA-BAND5-CH4233

RSE Test case_CE FCC_FCC PART22&24&27_FCC PART 22_850_GSM 850&CDMA BC0&WCDMA B5&LTE B5&26

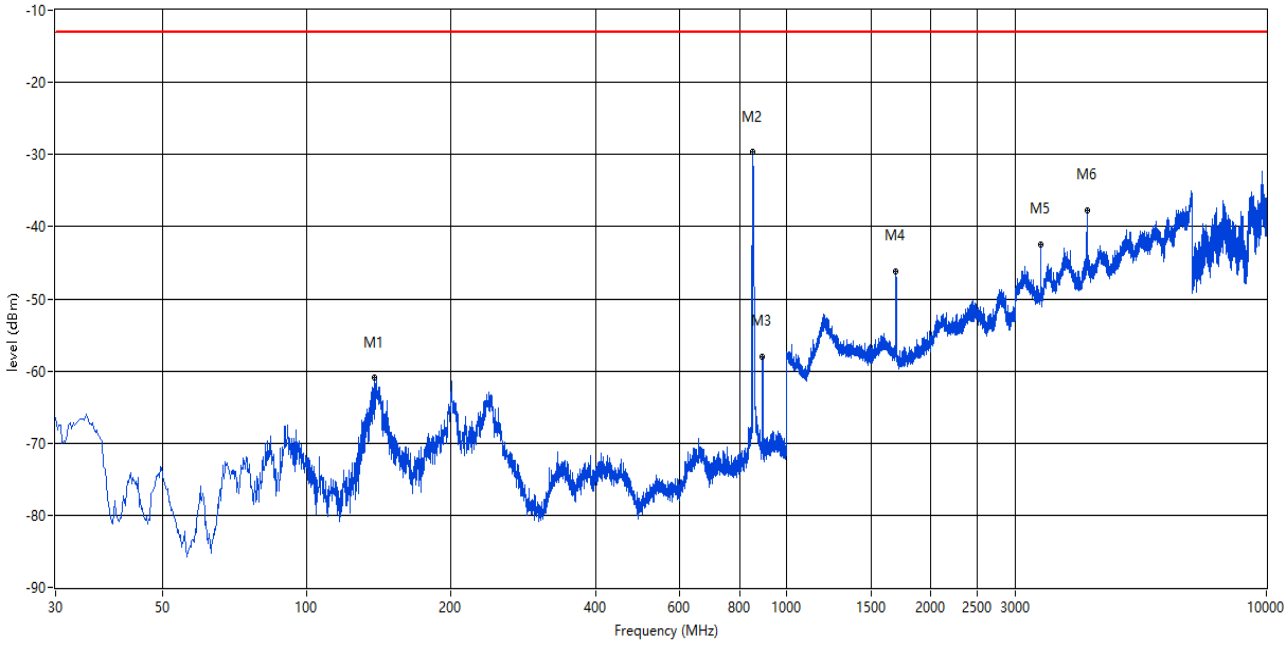

Frequency (MHz)	Result (dBm)	Factor (dB)	PK Limit (dBm)	Margin (dB)	Table (o)	ANT	EUT	Verdict
138.855	-60.86	-16.84	-13.0	47.86	136.00	Vertical	Vertical	Pass
846.112	-29.63	4.58	-13.0	16.63	5.00	Vertical	Vertical	N.A
891.175	-58.10	0.21	-13.0	45.10	303.00	Vertical	Vertical	N.A
1691.327	-46.11	-1.91	-13.0	33.11	4.00	Vertical	Vertical	Pass
3388.903	-42.48	6.90	-13.0	29.48	47.00	Vertical	Vertical	Pass
4236.691	-37.77	11.19	-13.0	24.77	319.00	Vertical	Vertical	Pass

7 LTE Band 2

7.1 LTE Band 2 Bandwidth 1.4MHz, Middle Channel

RSE-H 1.4wid 30MHz-10GHz MID

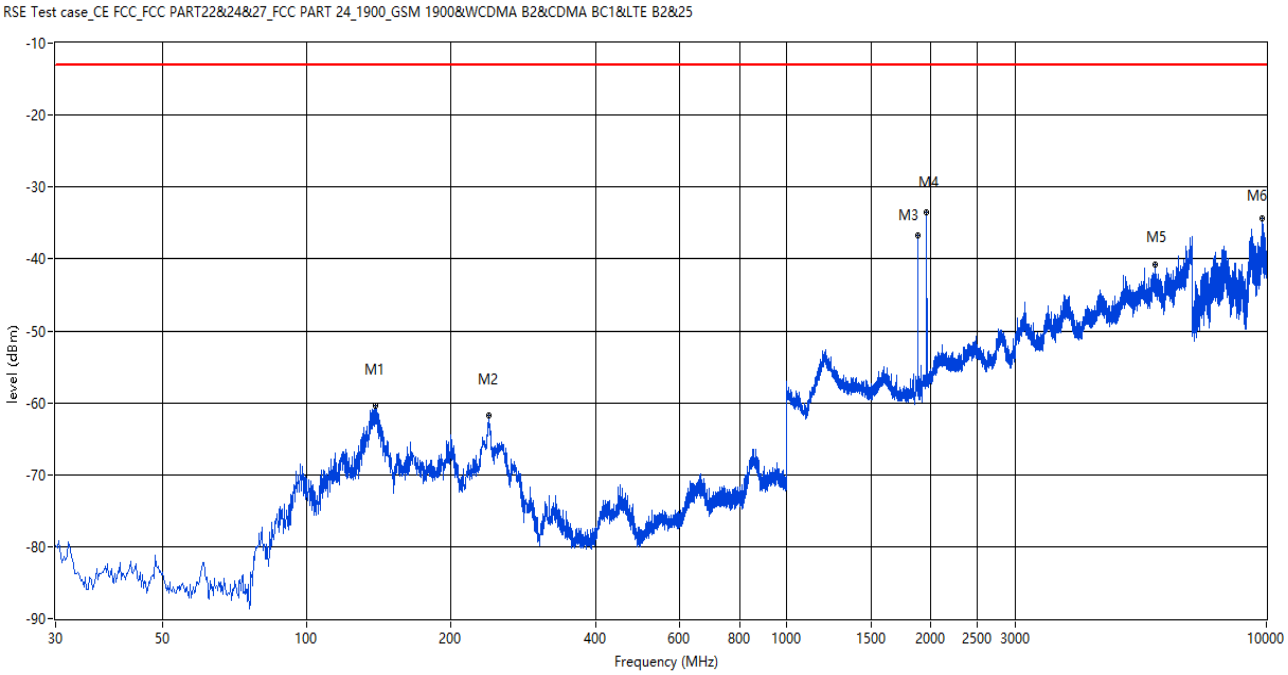

Frequency (MHz)	Result (dBm)	Factor (dB)	PK Limit (dBm)	Margin (dB)	Table (o)	ANT	EUT	Verdict
139.098	-60.48	-16.88	-13.0	47.48	298.00	Horizontal	Vertical	Pass
240.195	-61.75	-4.42	-13.0	48.75	304.00	Horizontal	Vertical	Pass
1880.780	-36.69	-0.01	-13.0	23.69	84.00	Horizontal	Vertical	N.A
1960.760	-34.09	0.20	-13.0	21.09	22.00	Horizontal	Vertical	N.A
5874.281	-40.80	16.12	-13.0	27.80	77.00	Horizontal	Vertical	Pass
9796.801	-34.42	15.15	-13.0	21.42	212.00	Horizontal	Vertical	Pass

RSE-H 1.4wid 10-18GHz MID

RSE Test case_CE FCC_FCC PART22&24&27_FCC LTE B2&4&25 10-18G

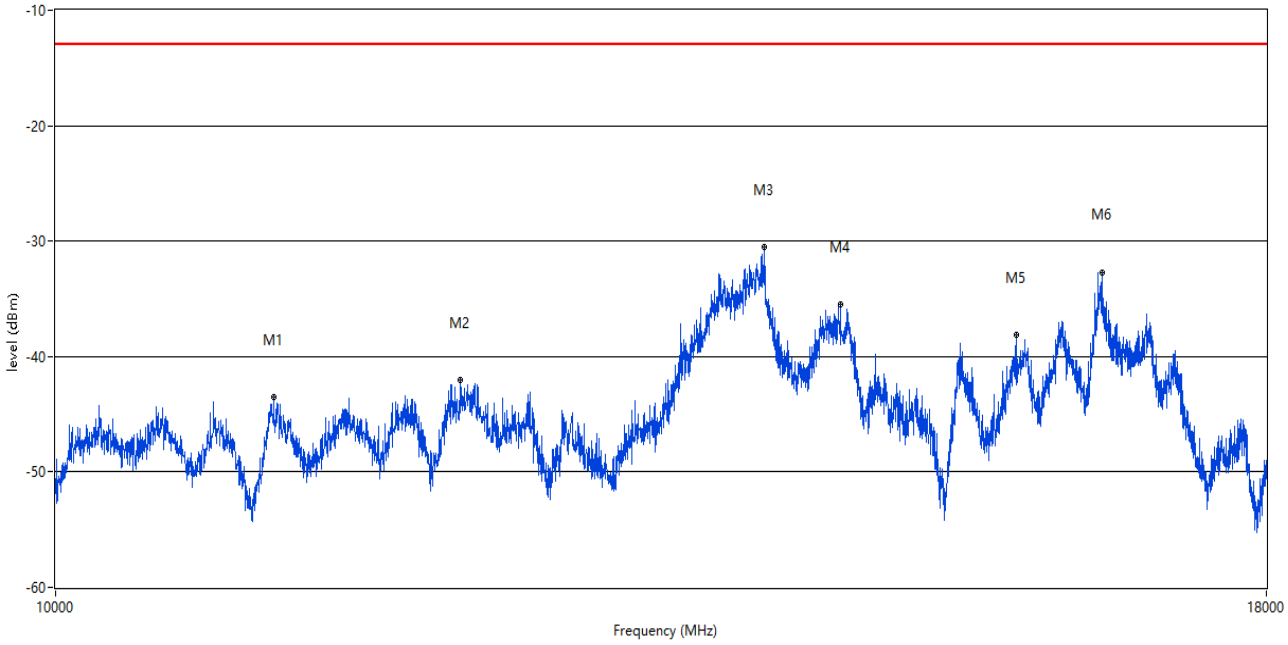

Frequency (MHz)	Result (dBm)	Factor (dB)	PK Limit (dBm)	Margin (dB)	Table (o)	ANT	EUT	Verdict
11117.721	-43.52	19.18	-13.0	30.52	13.00	Horizontal	Vertical	Pass
12173.457	-42.03	20.37	-13.0	29.03	159.00	Horizontal	Vertical	Pass
14104.974	-30.55	32.42	-13.0	17.55	225.00	Horizontal	Vertical	Pass
14636.841	-35.47	28.13	-13.0	22.47	344.00	Horizontal	Vertical	Pass
15940.515	-38.13	23.47	-13.0	25.13	182.00	Horizontal	Vertical	Pass
16618.345	-32.71	29.64	-13.0	19.71	63.00	Horizontal	Vertical	Pass

RSE-V 1.4wid 30MHz-10GHz MID

RSE Test case_CE FCC_FCC PART22&24&27_FCC PART 24_1900_GSM 1900&WCDMA B2&CDMA BC1&LTE B2&25

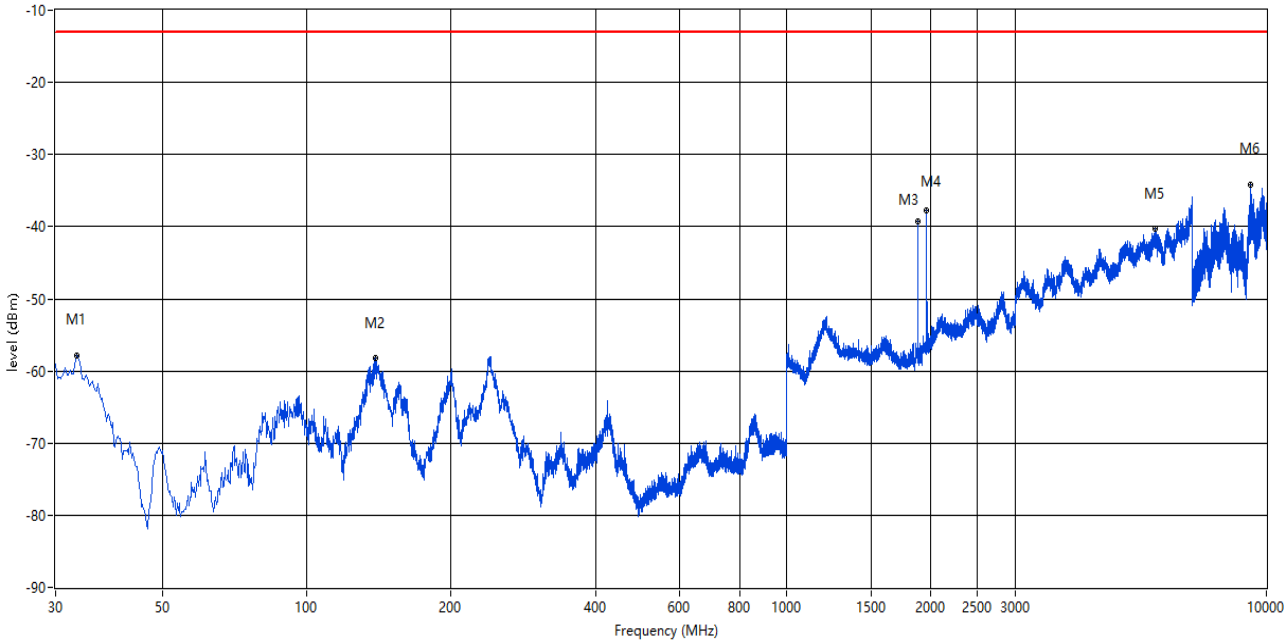

Frequency (MHz)	Result (dBm)	Factor (dB)	PK Limit (dBm)	Margin (dB)	Table (o)	ANT	EUT	Verdict
33.152	-57.85	-12.75	-13.0	44.85	3.00	Vertical	Vertical	Pass
139.340	-58.15	-16.88	-13.0	45.15	310.00	Vertical	Vertical	Pass
1880.280	-39.34	-0.02	-13.0	26.34	355.00	Vertical	Vertical	N.A
1960.760	-38.60	0.20	-13.0	25.60	237.00	Vertical	Vertical	N.A
5850.287	-40.27	16.96	-13.0	27.27	242.00	Vertical	Vertical	Pass
9284.679	-34.14	12.67	-13.0	21.14	292.00	Vertical	Vertical	Pass

RSE-V 1.4wid 10-18GHz MID

RSE Test case_CE FCC_FCC PART22&24&27_FCC LTE B2&4&25 10-18G

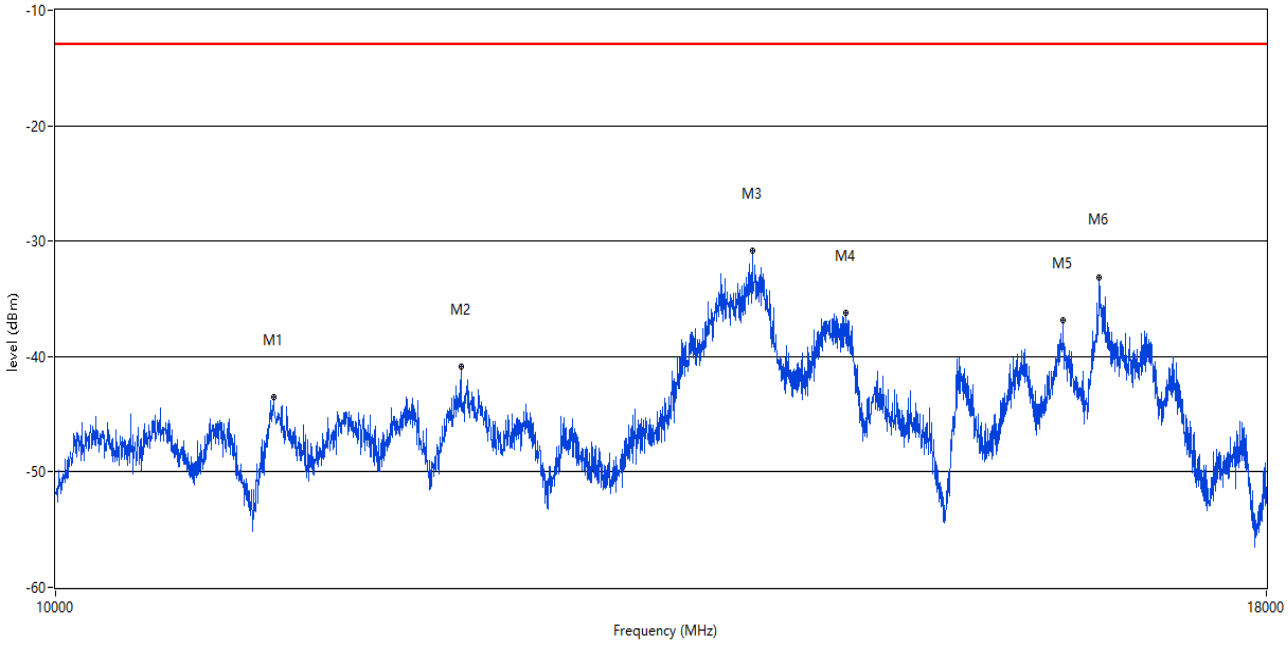

Frequency (MHz)	Result (dBm)	Factor (dB)	PK Limit (dBm)	Margin (dB)	Table (o)	ANT	EUT	Verdict
11115.721	-43.49	19.21	-13.0	30.49	82.00	Vertical	Vertical	Pass
12175.456	-40.89	20.40	-13.0	27.89	310.00	Vertical	Vertical	Pass
14024.994	-30.84	32.66	-13.0	17.84	213.00	Vertical	Vertical	Pass
14678.830	-36.21	28.66	-13.0	23.21	96.00	Vertical	Vertical	Pass
16306.423	-36.84	26.88	-13.0	23.84	263.00	Vertical	Vertical	Pass
16598.350	-33.12	30.20	-13.0	20.12	213.00	Vertical	Vertical	Pass

7.2 LTE Band 2 Bandwidth 3MHz, Middle Channel

RSE-H 3wid 30MHz-10GHz MID

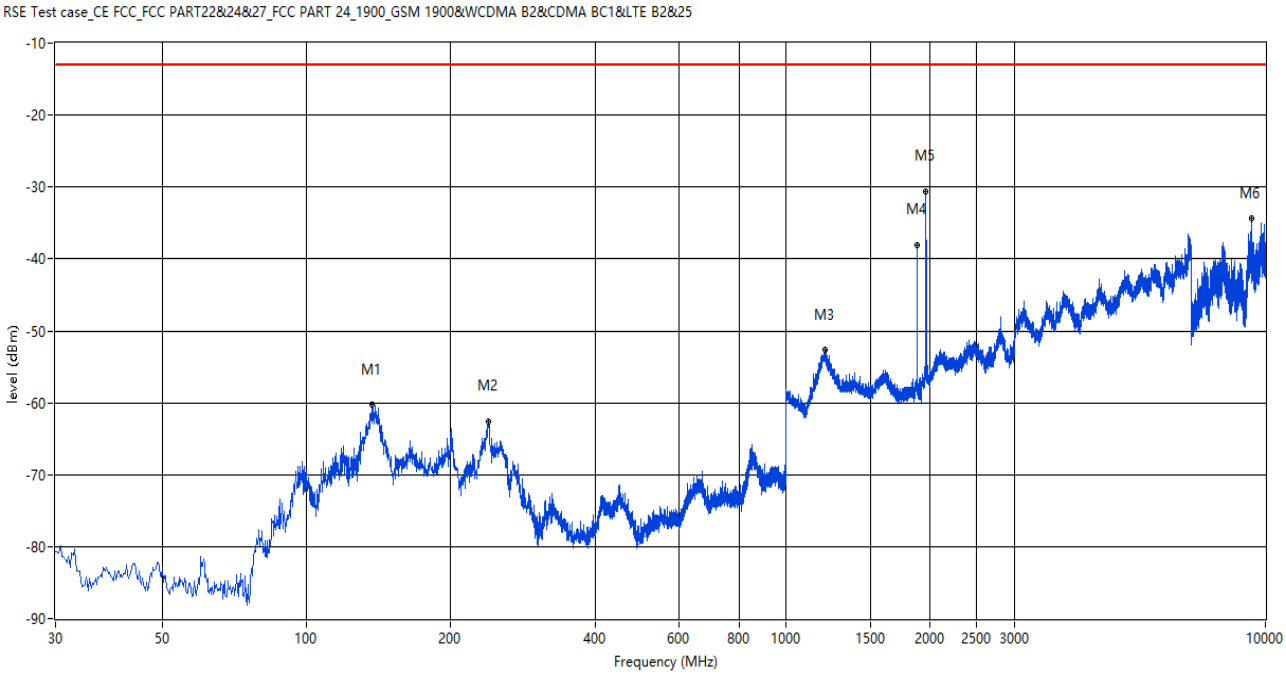

Frequency (MHz)	Result (dBm)	Factor (dB)	PK Limit (dBm)	Margin (dB)	Table (o)	ANT	EUT	Verdict
137.158	-60.24	-16.96	-13.0	47.24	233.00	Horizontal	Vertical	Pass
239.225	-62.65	-4.68	-13.0	49.65	130.00	Horizontal	Vertical	Pass
1204.949	-52.69	3.76	-13.0	39.69	348.00	Horizontal	Vertical	Pass
1880.780	-38.05	-0.02	-13.0	25.05	6.00	Horizontal	Vertical	N.A
1960.260	-30.60	0.21	-13.0	17.60	266.00	Horizontal	Vertical	N.A
9343.164	-34.39	12.58	-13.0	21.39	153.00	Horizontal	Vertical	Pass

RSE-H 3wid 10-18GHz MID

RSE Test case_CE FCC_FCC PART22&24&27_FCC LTE B2&4&25 10-18G

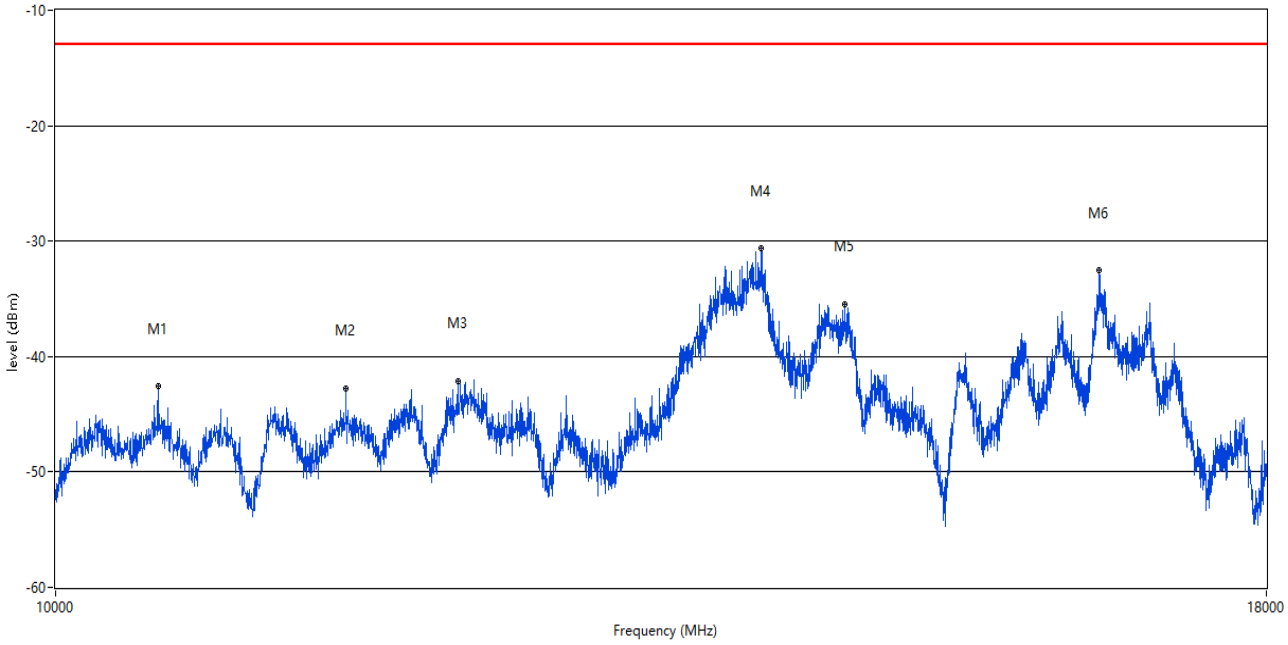

Frequency (MHz)	Result (dBm)	Factor (dB)	PK Limit (dBm)	Margin (dB)	Table (o)	ANT	EUT	Verdict
10509.873	-42.54	18.78	-13.0	29.54	49.00	Horizontal	Vertical	Pass
11515.621	-42.73	19.90	-13.0	29.73	88.00	Horizontal	Vertical	Pass
12157.461	-42.17	20.17	-13.0	29.17	232.00	Horizontal	Vertical	Pass
14086.978	-30.66	32.75	-13.0	17.66	251.00	Horizontal	Vertical	Pass
14666.833	-35.44	28.51	-13.0	22.44	346.00	Horizontal	Vertical	Pass
16598.350	-32.55	30.20	-13.0	19.55	296.00	Horizontal	Vertical	Pass

RSE-V 3wid 30MHz-10GHz MID

RSE Test case_CE FCC_FCC PART22&24&27_FCC PART 24_1900_GSM 1900&WCDMA B2&CDMA BC1&LTE B2&25

Frequency (MHz)	Result (dBm)	Factor (dB)	PK Limit (dBm)	Margin (dB)	Table (o)	ANT	EUT	Verdict
32.909	-57.69	-12.80	-13.0	44.69	65.00	Vertical	Vertical	Pass
239.468	-58.41	-4.58	-13.0	45.41	129.00	Vertical	Vertical	Pass
1880.280	-41.08	-0.02	-13.0	28.08	217.00	Vertical	Vertical	N.A
1960.760	-36.21	0.20	-13.0	23.21	31.00	Vertical	Vertical	N.A
5092.477	-40.79	15.62	-13.0	27.79	109.00	Vertical	Vertical	Pass
8128.468	-36.83	11.23	-13.0	23.83	244.00	Vertical	Vertical	Pass

RSE-V 3wid 10-18GHz MID

RSE Test case_CE FCC_FCC PART22&24&27_FCC LTE B2&4&25 10-18G

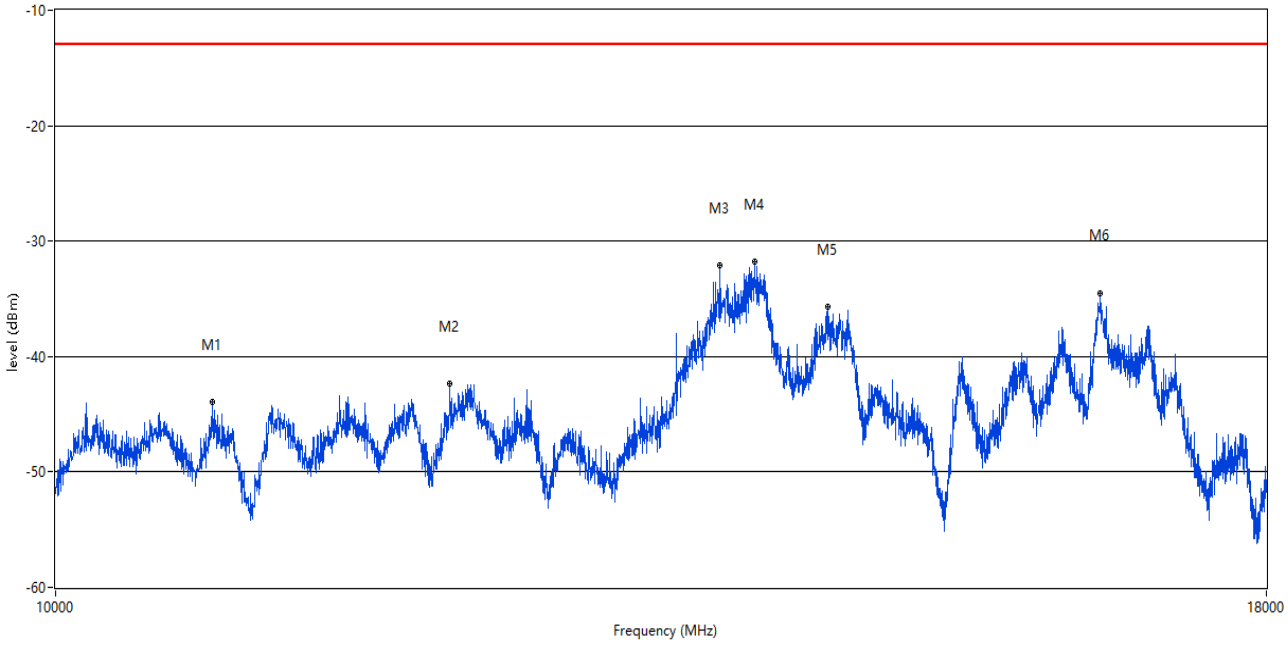

Frequency (MHz)	Result (dBm)	Factor (dB)	PK Limit (dBm)	Margin (dB)	Table (o)	ANT	EUT	Verdict
10789.803	-43.96	18.83	-13.0	30.96	208.00	Vertical	Vertical	Pass
12109.473	-42.37	19.57	-13.0	29.37	314.00	Vertical	Vertical	Pass
13805.049	-32.12	30.25	-13.0	19.12	170.00	Vertical	Vertical	Pass
14038.990	-31.81	32.68	-13.0	18.81	79.00	Vertical	Vertical	Pass
14550.862	-35.67	27.51	-13.0	22.67	255.00	Vertical	Vertical	Pass
16604.349	-34.51	30.19	-13.0	21.51	37.00	Vertical	Vertical	Pass

7.3 LTE Band 2 Bandwidth 5MHz, Middle Channel

RSE-H 5wid 30MHz-10GHz MID

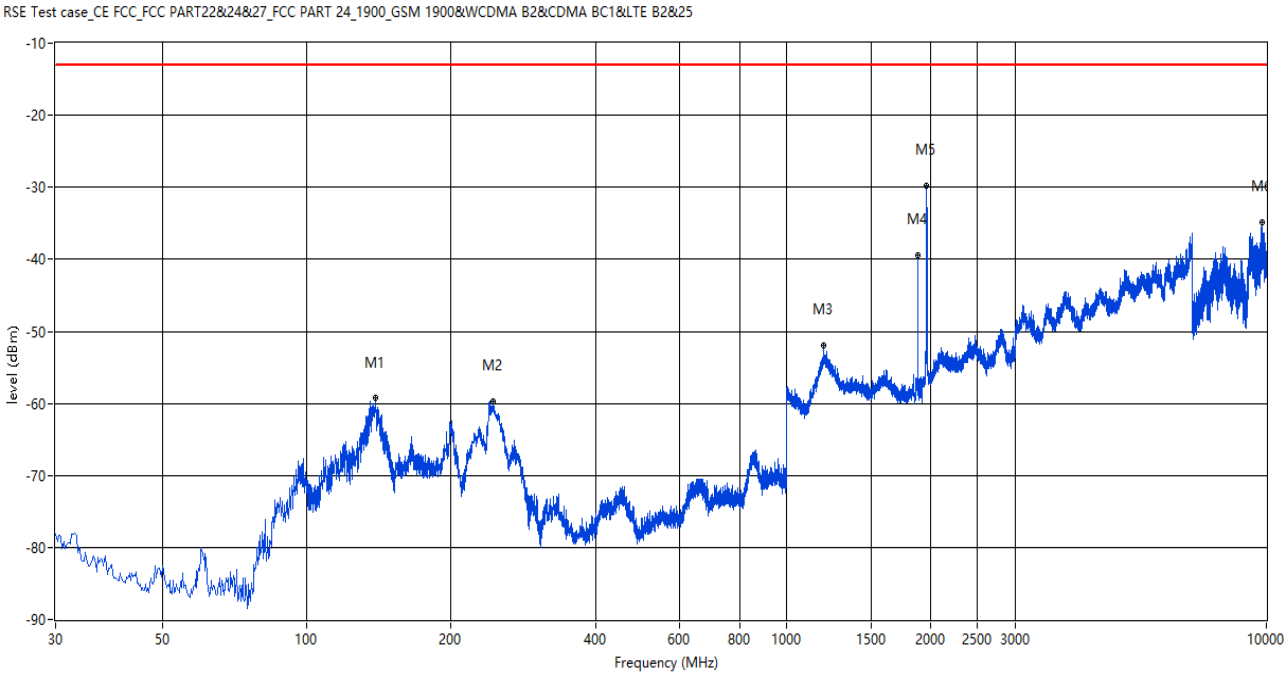

Frequency (MHz)	Result (dBm)	Factor (dB)	PK Limit (dBm)	Margin (dB)	Table (o)	ANT	EUT	Verdict
139.340	-59.29	-16.88	-13.0	46.29	309.00	Horizontal	Vertical	Pass
245.286	-59.78	-5.76	-13.0	46.78	297.00	Horizontal	Vertical	Pass
1195.951	-51.91	3.73	-13.0	38.91	110.00	Horizontal	Vertical	Pass
1880.280	-39.43	-0.02	-13.0	26.43	3.00	Horizontal	Vertical	N.A
1960.260	-29.76	0.20	-13.0	16.76	3.00	Horizontal	Vertical	N.A
9802.049	-34.94	15.19	-13.0	21.94	273.00	Horizontal	Vertical	Pass

RSE-H 5wid 10-18GHz MID

RSE Test case_CE FCC_FCC PART22&24&27_FCC LTE B2&4&25 10-18G

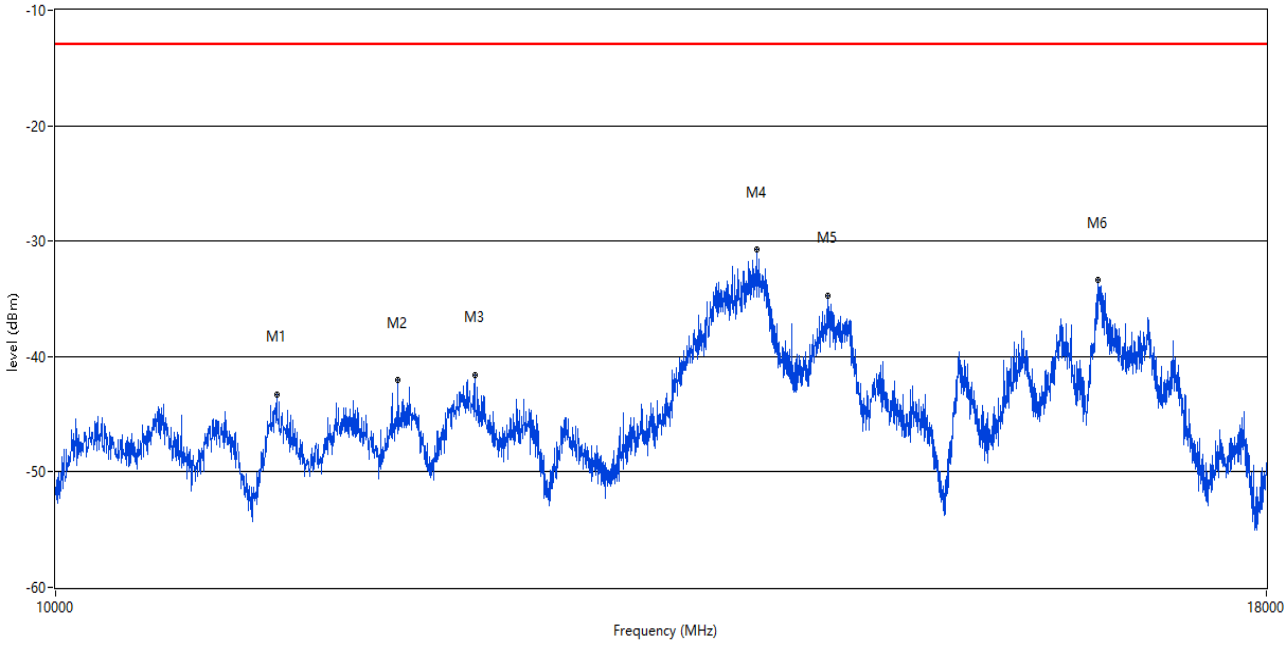

Frequency (MHz)	Result (dBm)	Factor (dB)	PK Limit (dBm)	Margin (dB)	Table (o)	ANT	EUT	Verdict
11133.717	-43.25	18.90	-13.0	30.25	50.00	Horizontal	Vertical	Pass
11809.548	-42.03	18.96	-13.0	29.03	255.00	Horizontal	Vertical	Pass
12257.436	-41.56	20.38	-13.0	28.56	140.00	Horizontal	Vertical	Pass
14052.987	-30.69	32.70	-13.0	17.69	136.00	Horizontal	Vertical	Pass
14546.863	-34.69	27.49	-13.0	21.69	127.00	Horizontal	Vertical	Pass
16590.352	-33.38	29.45	-13.0	20.38	22.00	Horizontal	Vertical	Pass

RSE-V 5wid 30MHz-10GHz MID

RSE Test case_CE FCC_FCC PART22&24&27_FCC PART 24_1900_GSM 1900&WCDMA B2&CDMA BC1&LTE B2&25

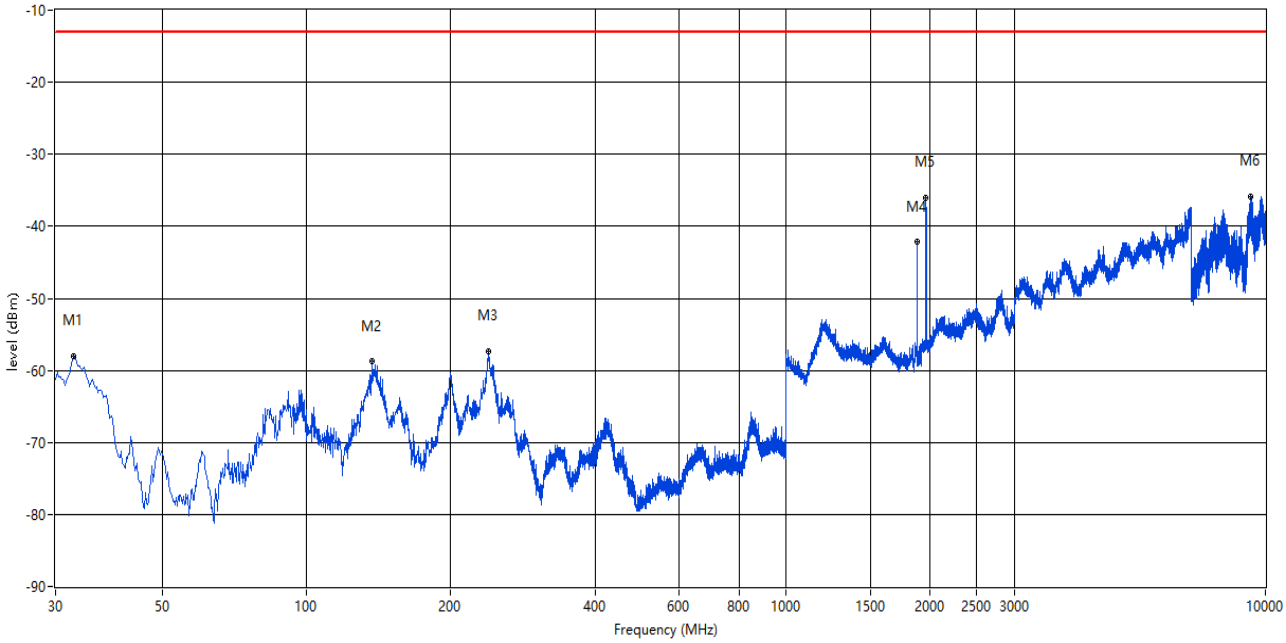

Frequency (MHz)	Result (dBm)	Factor (dB)	PK Limit (dBm)	Margin (dB)	Table (o)	ANT	EUT	Verdict
32.667	-57.97	-12.85	-13.0	44.97	202.00	Vertical	Vertical	Pass
137.401	-58.79	-16.95	-13.0	45.79	0.00	Vertical	Vertical	Pass
239.710	-57.32	-4.48	-13.0	44.32	146.00	Vertical	Vertical	Pass
1879.780	-42.10	-0.01	-13.0	29.10	153.00	Vertical	Vertical	N.A
1960.260	-36.13	0.21	-13.0	23.13	311.00	Vertical	Vertical	N.A
9333.417	-35.89	12.66	-13.0	22.89	54.00	Vertical	Vertical	Pass

RSE-V 5wid 10-18GHz MID

RSE Test case_CE FCC_FCC PART22&24&27_FCC LTE B2&4&25 10-18G

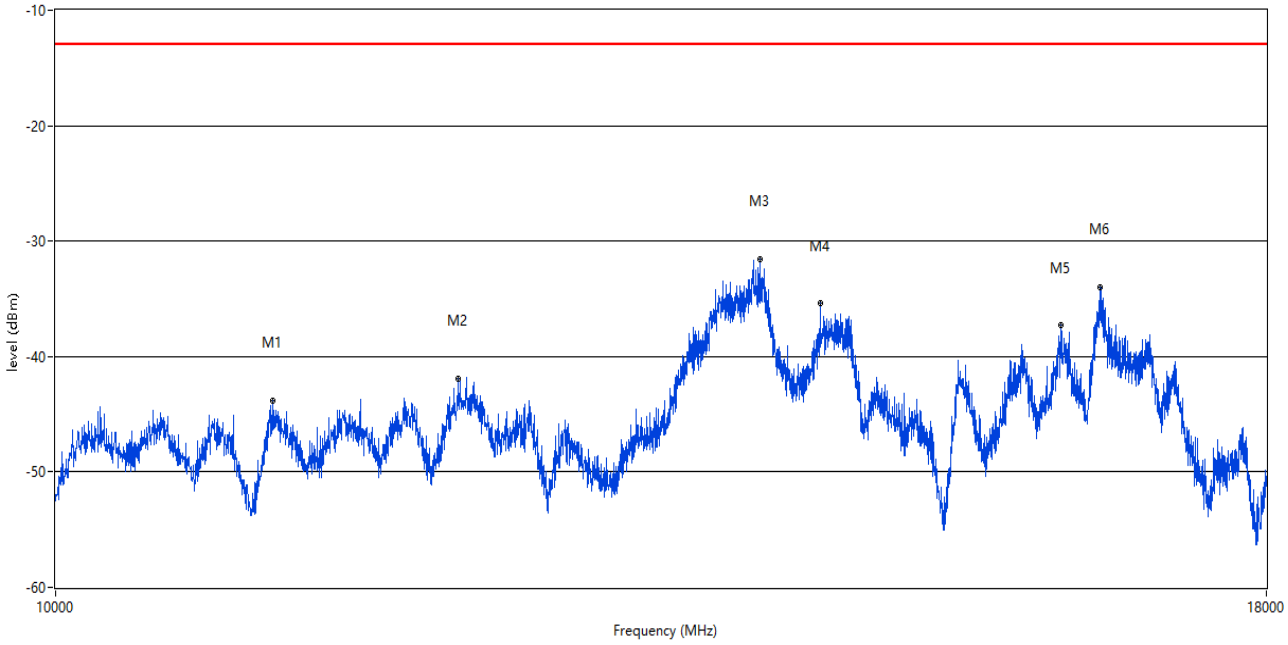

Frequency (MHz)	Result (dBm)	Factor (dB)	PK Limit (dBm)	Margin (dB)	Table (o)	ANT	EUT	Verdict
11109.723	-43.78	19.31	-13.0	30.78	288.00	Vertical	Vertical	Pass
12159.460	-41.91	20.20	-13.0	28.91	360.00	Vertical	Vertical	Pass
14074.981	-31.56	32.73	-13.0	18.56	77.00	Vertical	Vertical	Pass
14496.876	-35.37	27.26	-13.0	22.37	59.00	Vertical	Vertical	Pass
16290.427	-37.29	26.71	-13.0	24.29	27.00	Vertical	Vertical	Pass
16604.349	-33.97	30.19	-13.0	20.97	55.00	Vertical	Vertical	Pass

7.4 LTE Band 2 Bandwidth 10MHz, Middle Channel

RSE-H 10wid 30MHz-10GHz MID

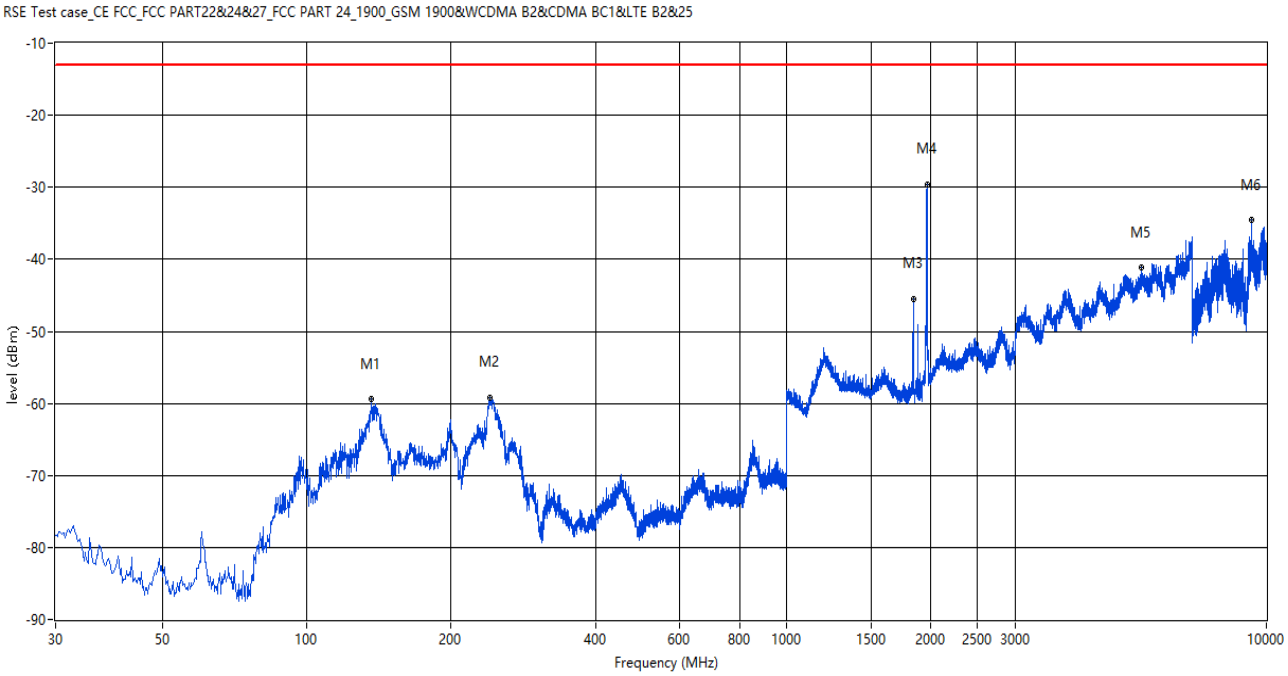

Frequency (MHz)	Result (dBm)	Factor (dB)	PK Limit (dBm)	Margin (dB)	Table (o)	ANT	EUT	Verdict
136.673	-59.44	-16.98	-13.0	46.44	343.00	Horizontal	Vertical	Pass
240.922	-59.26	-4.61	-13.0	46.26	308.00	Horizontal	Vertical	Pass
1880.290	-45.57	-0.20	-13.0	32.57	327.00	Horizontal	Vertical	N.A
1960.259	-29.66	0.28	-13.0	16.66	123.00	Horizontal	Vertical	N.A
5496.376	-41.14	16.16	-13.0	28.14	160.00	Horizontal	Vertical	Pass
9314.671	-34.60	12.83	-13.0	21.60	26.00	Horizontal	Vertical	Pass

RSE-H 10wid 10-18GHz MID

RSE Test case_CE FCC_FCC PART22&24&27_FCC LTE B2&4&25 10-18G

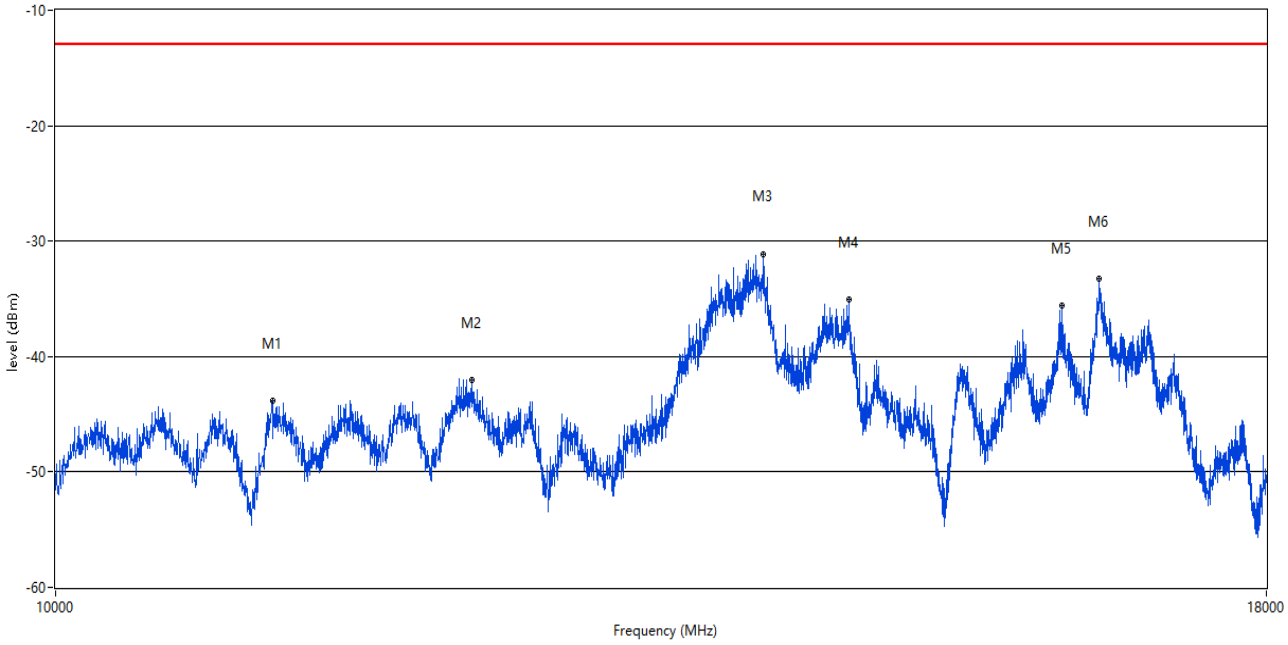

Frequency (MHz)	Result (dBm)	Factor (dB)	PK Limit (dBm)	Margin (dB)	Table (o)	ANT	EUT	Verdict
11109.723	-43.82	19.31	-13.0	30.82	272.00	Horizontal	Vertical	Pass
12239.440	-41.98	20.48	-13.0	28.98	297.00	Horizontal	Vertical	Pass
14100.975	-31.11	32.70	-13.0	18.11	323.00	Horizontal	Vertical	Pass
14696.826	-35.09	28.89	-13.0	22.09	322.00	Horizontal	Vertical	Pass
16302.424	-35.56	27.05	-13.0	22.56	104.00	Horizontal	Vertical	Pass
16596.351	-33.28	30.02	-13.0	20.28	91.00	Horizontal	Vertical	Pass

RSE-V 10wid 30MHz-10GHz MID

RSE Test case_CE FCC_FCC PART22&24&27_FCC PART 24_1900_GSM 1900&WCDMA B2&CDMA BC1&LTE B2&25

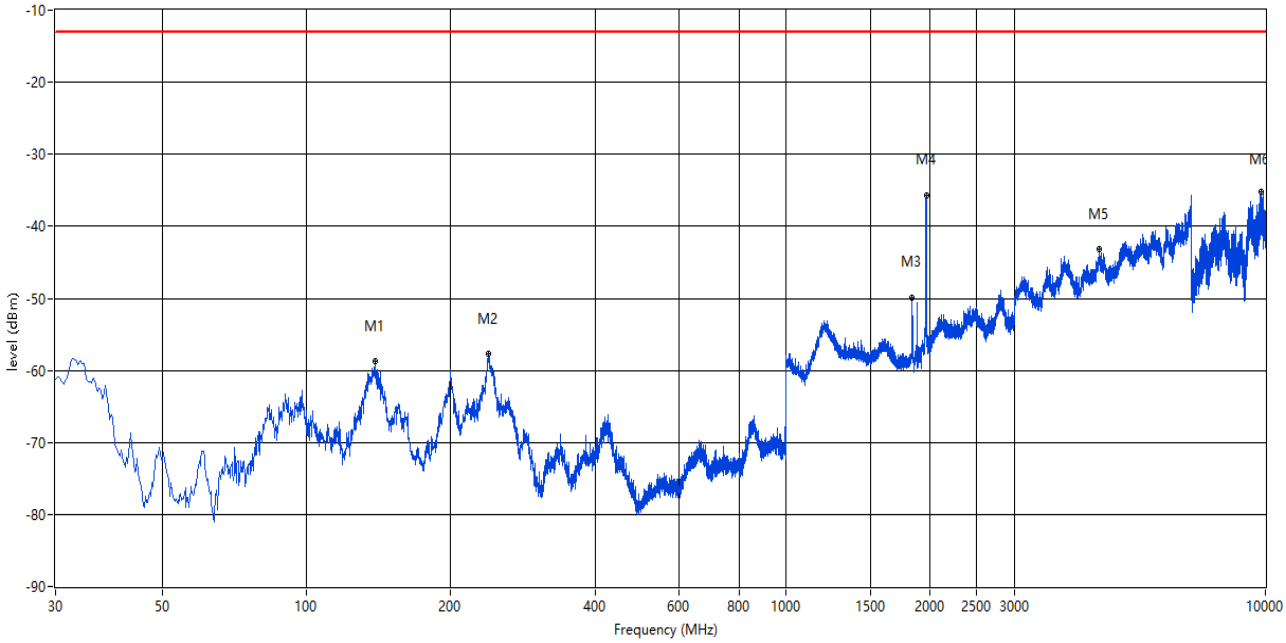

Frequency (MHz)	Result (dBm)	Factor (dB)	PK Limit (dBm)	Margin (dB)	Table (o)	ANT	EUT	Verdict
139.098	-58.74	-16.88	-13.0	45.74	345.00	Vertical	Vertical	Pass
239.953	-57.72	-4.39	-13.0	44.72	2.00	Vertical	Vertical	Pass
1880.292	-49.91	-1.06	-13.0	36.91	69.00	Vertical	Vertical	N.A
1960.759	-35.62	0.29	-13.0	22.62	5.00	Vertical	Vertical	N.A
4505.624	-43.22	13.92	-13.0	30.22	267.00	Vertical	Vertical	Pass
9813.297	-35.19	14.99	-13.0	22.19	354.00	Vertical	Vertical	Pass

RSE-V 10wid 10-18GHz MID

RSE Test case_CE FCC_FCC PART22&24&27_FCC LTE B2&4&25 10-18G

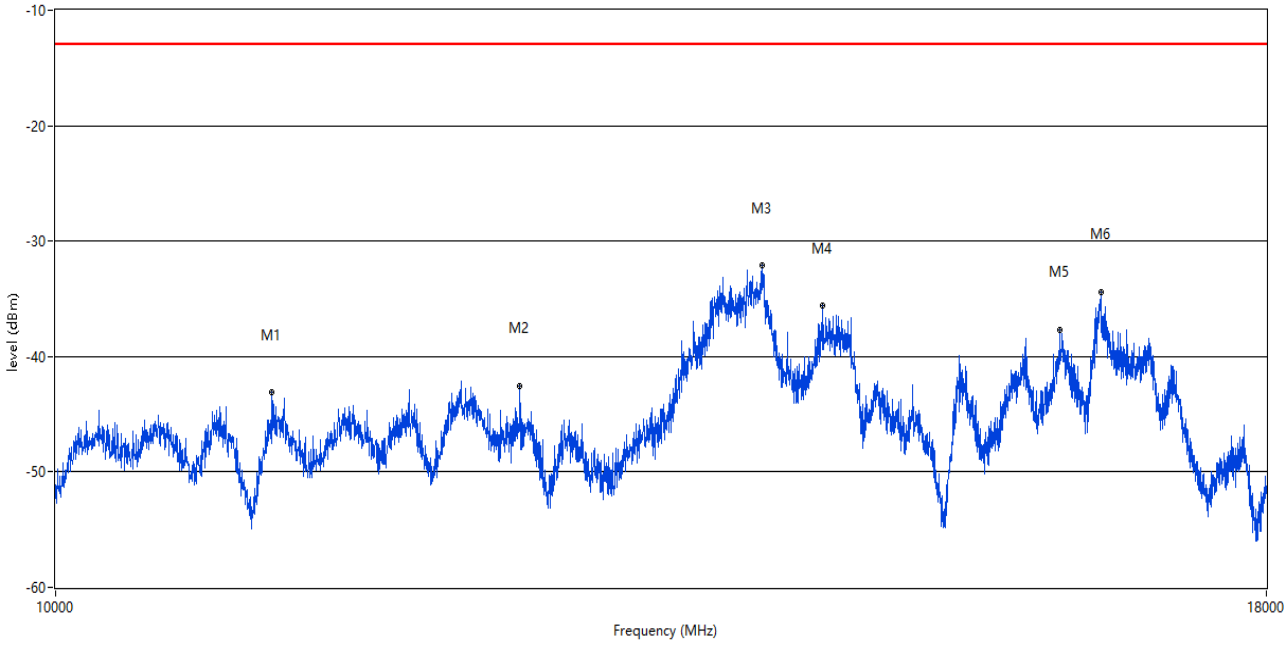

Frequency (MHz)	Result (dBm)	Factor (dB)	PK Limit (dBm)	Margin (dB)	Table (o)	ANT	EUT	Verdict
11107.723	-43.07	19.35	-13.0	30.07	233.00	Vertical	Vertical	Pass
12529.368	-42.51	19.40	-13.0	29.51	270.00	Vertical	Vertical	Pass
14092.977	-32.08	32.75	-13.0	19.08	191.00	Vertical	Vertical	Pass
14512.872	-35.56	27.38	-13.0	22.56	30.00	Vertical	Vertical	Pass
16280.430	-37.70	26.25	-13.0	24.70	86.00	Vertical	Vertical	Pass
16608.348	-34.39	30.03	-13.0	21.39	275.00	Vertical	Vertical	Pass

7.5 LTE Band 2 Bandwidth 15MHz, Middle Channel

RSE-H 15wid 30MHz-10GHz MID

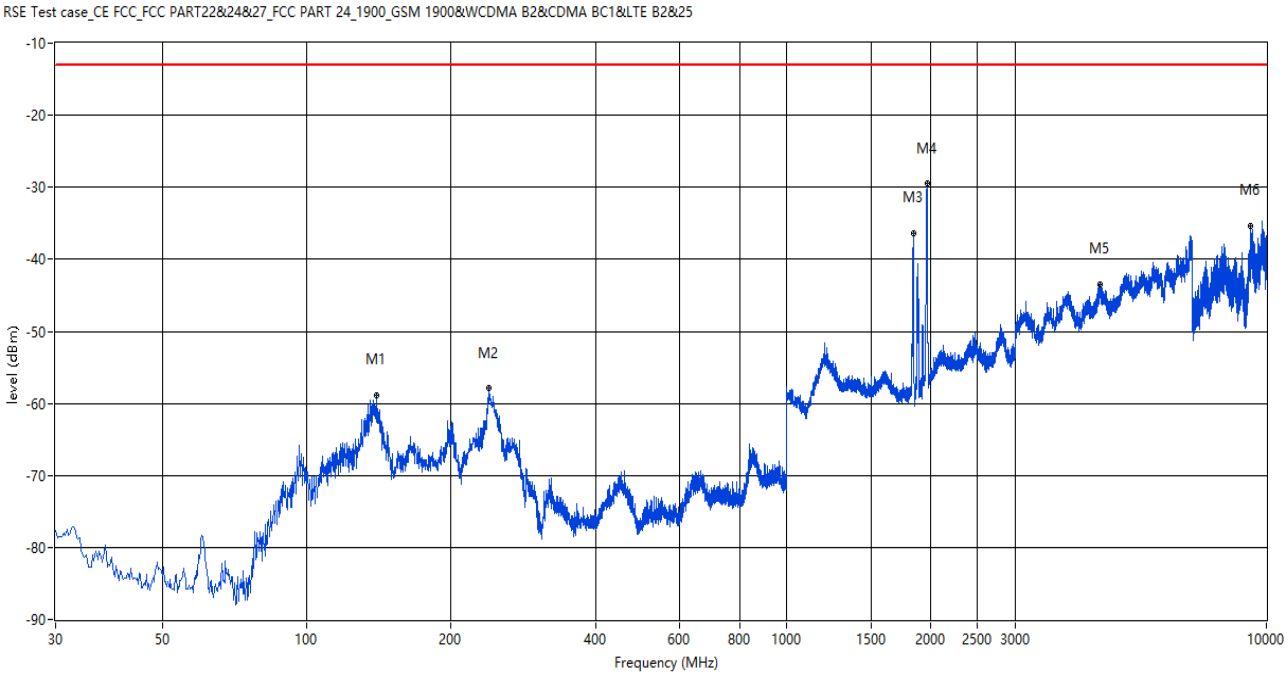

Frequency (MHz)	Result (dBm)	Factor (dB)	PK Limit (dBm)	Margin (dB)	Table (o)	ANT	EUT	Verdict
139.583	-58.92	-16.87	-13.0	45.92	92.00	Horizontal	Vertical	Pass
239.710	-57.92	-4.48	-13.0	44.92	92.00	Horizontal	Vertical	Pass
1880.291	-36.41	-0.47	-13.0	23.41	138.00	Horizontal	Vertical	N.A
1960.759	-29.49	0.33	-13.0	16.49	2.00	Horizontal	Vertical	N.A
4501.625	-43.49	13.76	-13.0	30.49	45.00	Horizontal	Vertical	Pass
9276.431	-35.31	12.51	-13.0	22.31	206.00	Horizontal	Vertical	Pass

RSE-H 15wid 10-18GHz MID

RSE Test case_CE FCC_FCC PART22&24&27_FCC LTE B2&4&25 10-18G

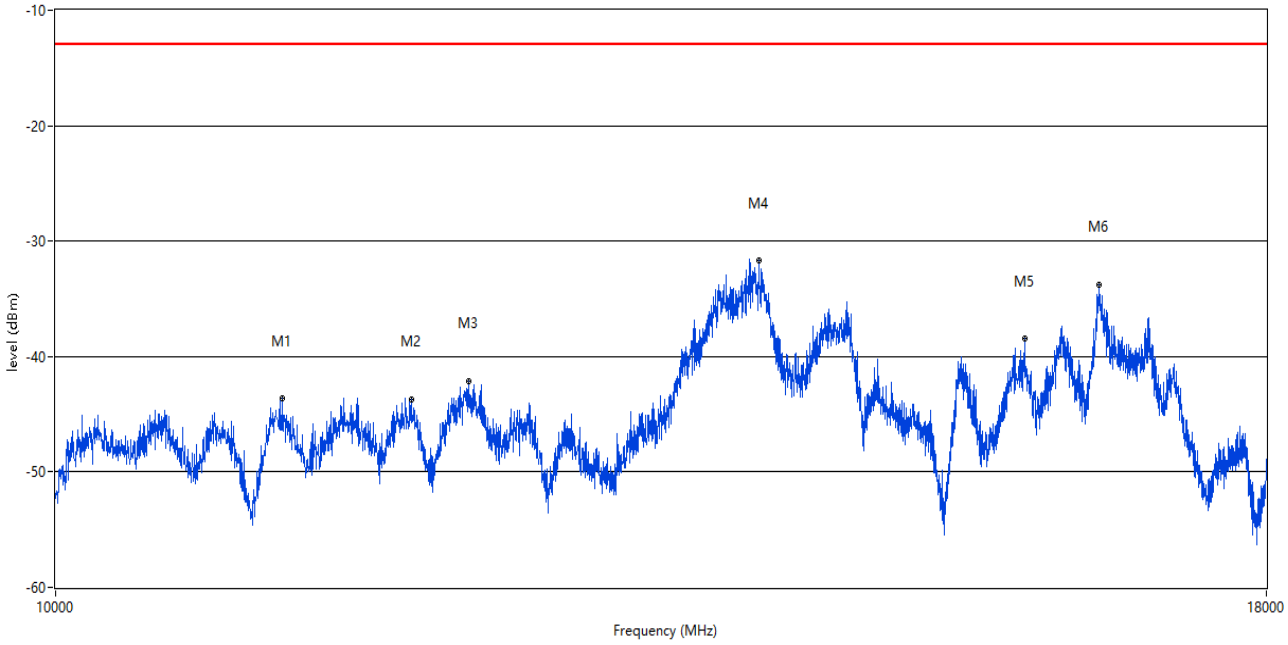

Frequency (MHz)	Result (dBm)	Factor (dB)	PK Limit (dBm)	Margin (dB)	Table (o)	ANT	EUT	Verdict
11165.709	-43.64	18.35	-13.0	30.64	247.00	Horizontal	Vertical	Pass
11883.529	-43.70	19.78	-13.0	30.70	333.00	Horizontal	Vertical	Pass
12221.445	-42.09	20.58	-13.0	29.09	110.00	Horizontal	Vertical	Pass
14070.982	-31.70	32.72	-13.0	18.70	218.00	Horizontal	Vertical	Pass
16004.499	-38.47	24.91	-13.0	25.47	283.00	Horizontal	Vertical	Pass
16598.350	-33.75	30.20	-13.0	20.75	84.00	Horizontal	Vertical	Pass

RSE-V 15wid 30MHz-10GHz MID

RSE Test case_CE FCC_FCC PART22&24&27_FCC PART 24_1900_GSM 1900&WCDMA B2&CDMA BC1&LTE B2&25

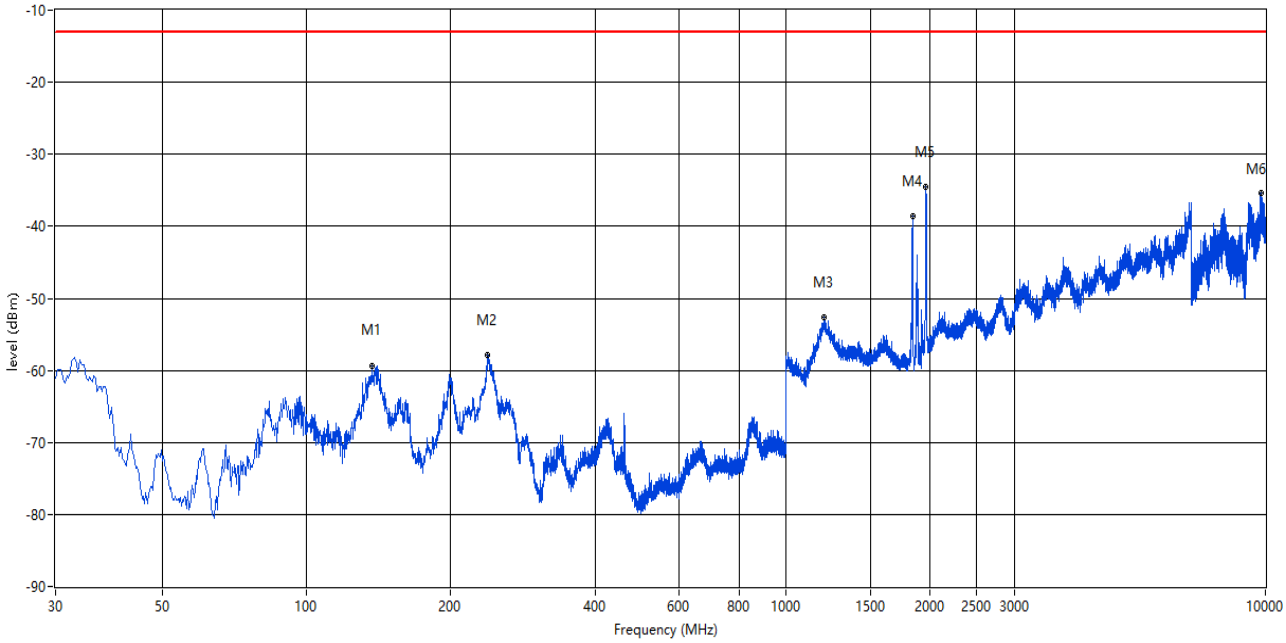

Frequency (MHz)	Result (dBm)	Factor (dB)	PK Limit (dBm)	Margin (dB)	Table (o)	ANT	EUT	Verdict
136.916	-59.42	-16.97	-13.0	46.42	328.00	Vertical	Vertical	Pass
238.740	-57.93	-4.87	-13.0	44.93	43.00	Vertical	Vertical	Pass
1203.949	-52.60	3.81	-13.0	39.60	260.00	Vertical	Vertical	Pass
1880.791	-38.63	-0.42	-13.0	25.63	4.00	Vertical	Vertical	N.A
1960.261	-34.58	0.20	-13.0	21.58	34.00	Vertical	Vertical	N.A
9792.302	-35.37	15.04	-13.0	22.37	240.00	Vertical	Vertical	Pass

RSE-V 15wid 10-18GHz MID

RSE Test case_CE FCC_FCC PART22&24&27_FCC LTE B2&4&25 10-18G

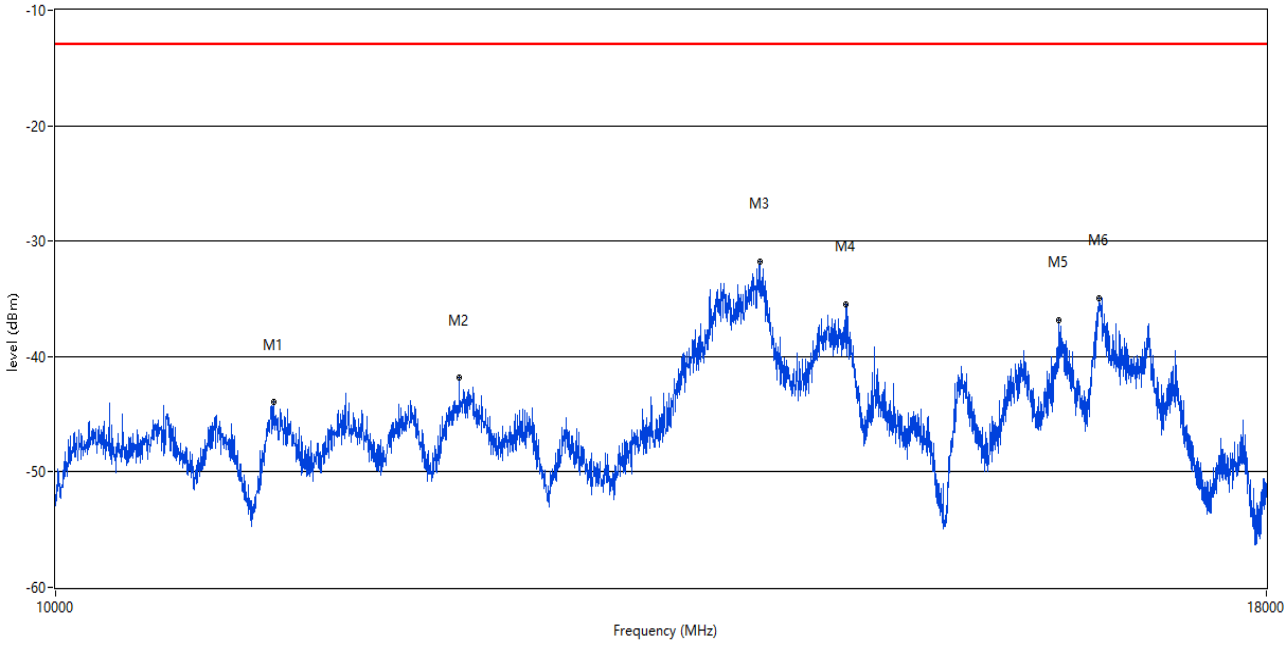

Frequency (MHz)	Result (dBm)	Factor (dB)	PK Limit (dBm)	Margin (dB)	Table (o)	ANT	EUT	Verdict
11115.721	-43.93	19.21	-13.0	30.93	299.00	Vertical	Vertical	Pass
12163.459	-41.86	20.25	-13.0	28.86	109.00	Vertical	Vertical	Pass
14074.981	-31.74	32.73	-13.0	18.74	102.00	Vertical	Vertical	Pass
14678.830	-35.45	28.66	-13.0	22.45	146.00	Vertical	Vertical	Pass
16272.432	-36.83	25.88	-13.0	23.83	316.00	Vertical	Vertical	Pass
16598.350	-34.90	30.20	-13.0	21.90	174.00	Vertical	Vertical	Pass

7.6 LTE Band 2 Bandwidth 20MHz, Middle Channel

RSE-H 20wid 30MHz-10GHz MID

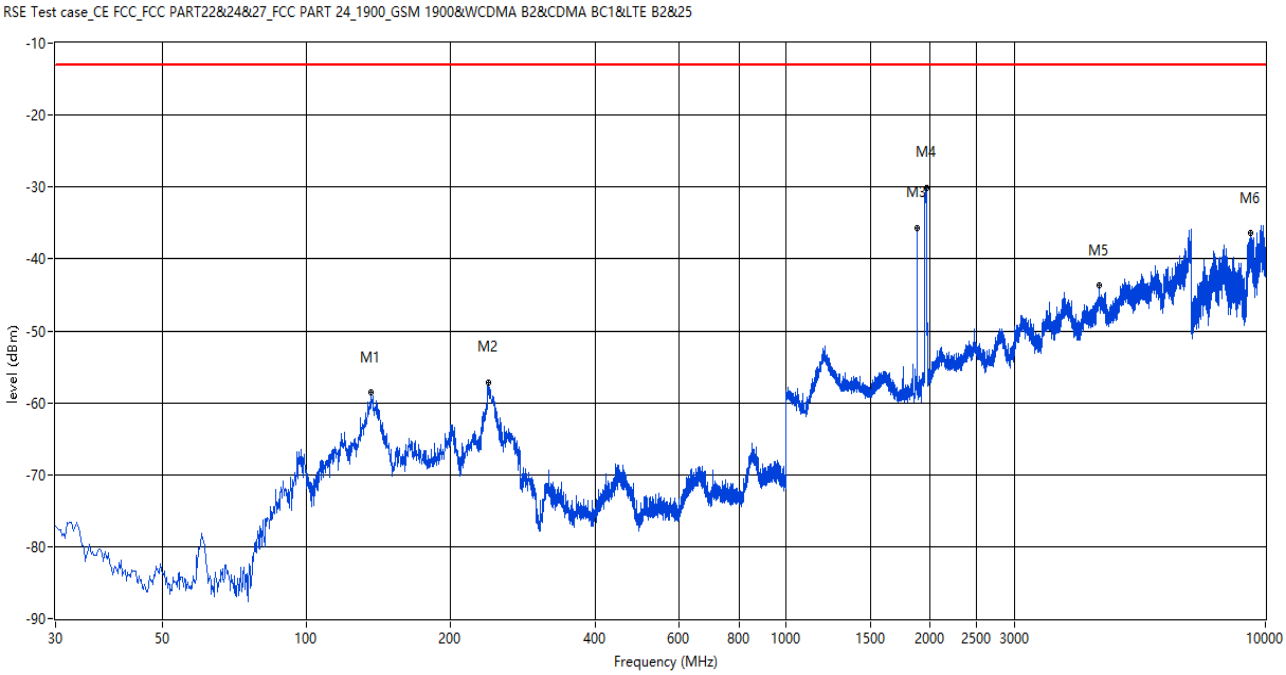

Frequency (MHz)	Result (dBm)	Factor (dB)	PK Limit (dBm)	Margin (dB)	Table (o)	ANT	EUT	Verdict
136.431	-58.47	-16.99	-13.0	45.47	279.00	Horizontal	Vertical	Pass
240.195	-57.21	-4.42	-13.0	44.21	293.00	Horizontal	Vertical	Pass
1880.780	-35.63	-0.01	-13.0	22.63	248.00	Horizontal	Vertical	N.A
1960.758	-30.16	0.43	-13.0	17.16	48.00	Horizontal	Vertical	N.A
4504.624	-43.73	13.89	-13.0	30.73	209.00	Horizontal	Vertical	Pass
9334.916	-36.41	12.65	-13.0	23.41	287.00	Horizontal	Vertical	Pass

RSE-H 20wid 10-18GHz MID

RSE Test case_CE FCC_FCC PART22&24&27_FCC LTE B2&4&25 10-18G

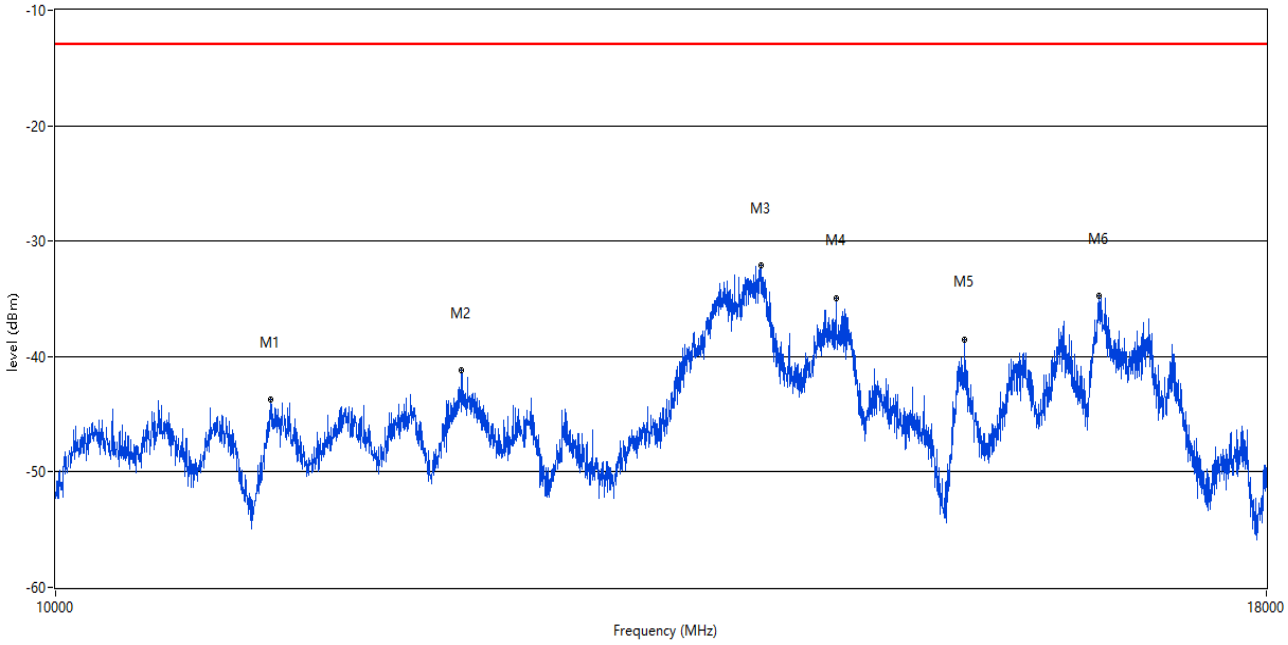

Frequency (MHz)	Result (dBm)	Factor (dB)	PK Limit (dBm)	Margin (dB)	Table (o)	ANT	EUT	Verdict
11101.725	-43.69	19.45	-13.0	30.69	311.00	Horizontal	Vertical	Pass
12177.456	-41.17	20.42	-13.0	28.17	309.00	Horizontal	Vertical	Pass
14080.980	-32.13	32.74	-13.0	19.13	311.00	Horizontal	Vertical	Pass
14608.848	-34.92	27.78	-13.0	21.92	216.00	Horizontal	Vertical	Pass
15548.613	-38.54	20.76	-13.0	25.54	48.00	Horizontal	Vertical	Pass
16598.350	-34.75	30.20	-13.0	21.75	166.00	Horizontal	Vertical	Pass

RSE-V 20wid 30MHz-10GHz MID

RSE Test case_CE FCC_FCC PART22&24&27_FCC PART 24_1900_GSM 1900&WCDMA B2&CDMA BC1&LTE B2&25

Frequency (MHz)	Result (dBm)	Factor (dB)	PK Limit (dBm)	Margin (dB)	Table (o)	ANT	EUT	Verdict
32.667	-57.69	-12.85	-13.0	44.69	215.00	Vertical	Vertical	Pass
240.195	-57.07	-4.42	-13.0	44.07	245.00	Vertical	Vertical	Pass
1880.780	-38.68	-0.01	-13.0	25.68	227.00	Vertical	Vertical	N.A
1960.758	-35.66	0.46	-13.0	22.66	216.00	Vertical	Vertical	N.A
5146.463	-42.60	15.27	-13.0	29.60	211.00	Vertical	Vertical	Pass
9261.435	-36.70	12.23	-13.0	23.70	337.00	Vertical	Vertical	Pass

RSE-V 20wid 10-18GHz MID

RSE Test case_CE FCC_FCC PART22&24&27_FCC LTE B2&4&25 10-18G

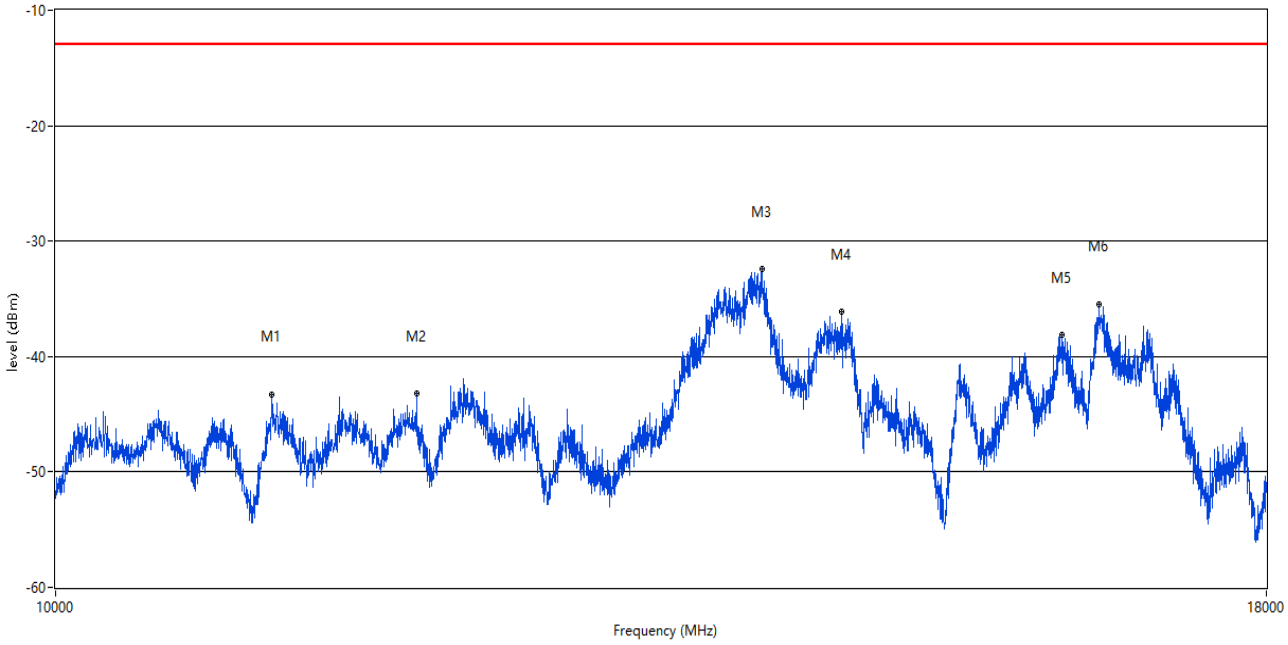

Frequency (MHz)	Result (dBm)	Factor (dB)	PK Limit (dBm)	Margin (dB)	Table (o)	ANT	EUT	Verdict
11105.724	-43.27	19.38	-13.0	30.27	292.00	Vertical	Vertical	Pass
11915.521	-43.23	19.14	-13.0	30.23	298.00	Vertical	Vertical	Pass
14090.977	-32.45	32.75	-13.0	19.45	61.00	Vertical	Vertical	Pass
14646.838	-36.10	28.26	-13.0	23.10	282.00	Vertical	Vertical	Pass
16296.426	-38.11	26.99	-13.0	25.11	160.00	Vertical	Vertical	Pass
16592.352	-35.43	29.64	-13.0	22.43	49.00	Vertical	Vertical	Pass

8 LTE Band 4

8.1 LTE Band 4 Bandwidth 1.4MHz, Middle Channel

RSE-H 1.4wid 30MHz-10GHz MID

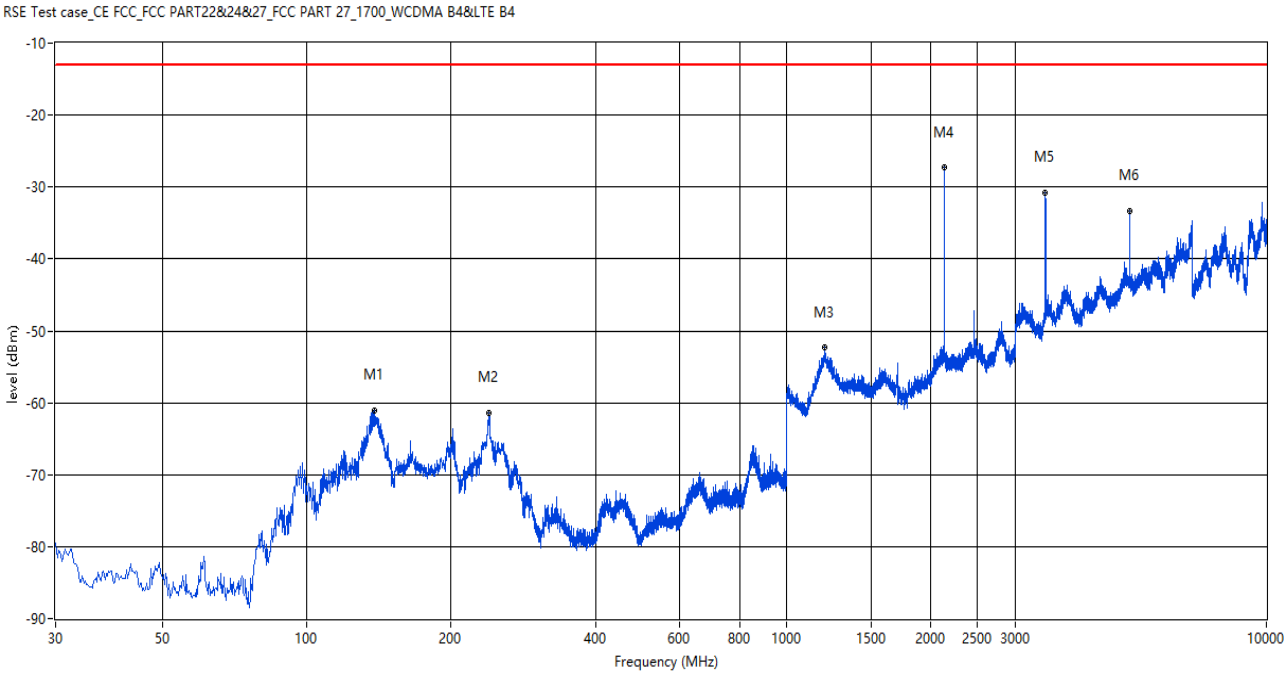

Frequency (MHz)	Result (dBm)	Factor (dB)	PK Limit (dBm)	Margin (dB)	Table (o)	ANT	EUT	Verdict
138.855	-61.05	-16.88	-13.0	48.05	276.00	Horizontal	Vertical	Pass
239.710	-61.50	-4.49	-13.0	48.50	247.00	Horizontal	Vertical	Pass
1198.950	-52.30	3.95	-13.0	39.30	162.00	Horizontal	Vertical	Pass
2132.217	-27.23	3.49	-13.0	14.23	153.00	Horizontal	Vertical	N.A
3464.884	-30.76	9.76	-13.0	17.76	52.00	Horizontal	Vertical	Pass
5196.451	-33.42	14.52	-13.0	20.42	206.00	Horizontal	Vertical	Pass

RSE-H 1.4wid 10-18GHz MID

RSE Test case_CE FCC_FCC PART22&24&27_FCC LTE B2&4&25 10-18G

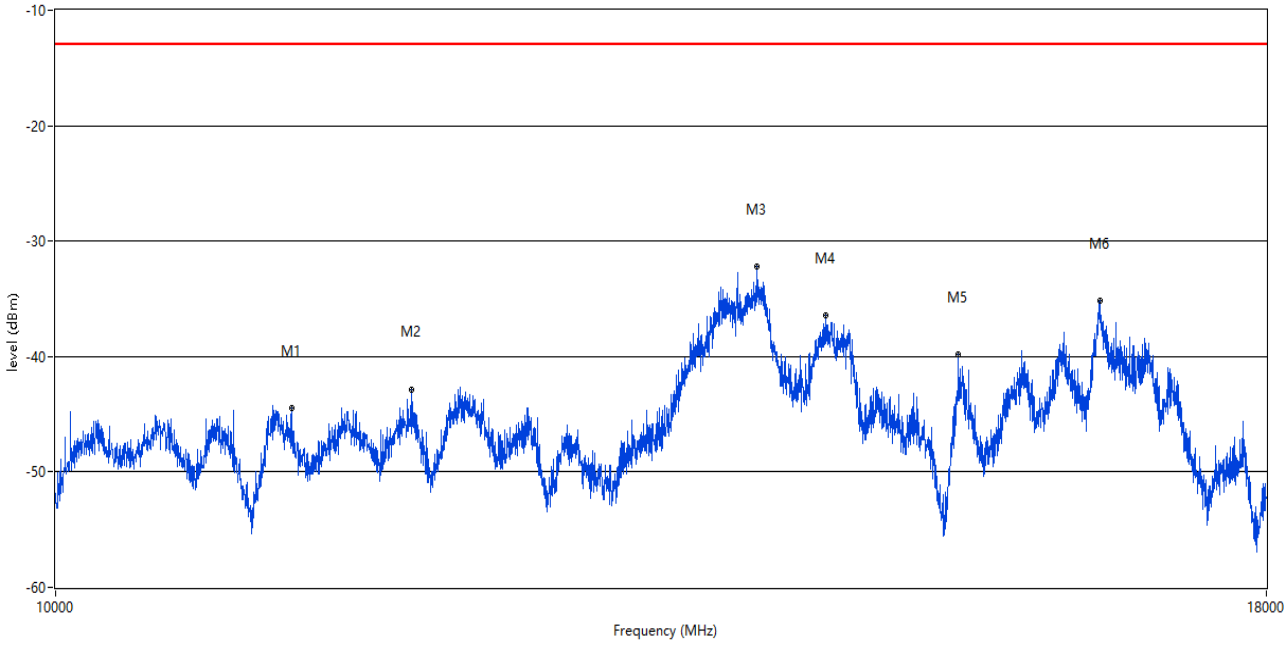

Frequency (MHz)	Result (dBm)	Factor (dB)	PK Limit (dBm)	Margin (dB)	Table (o)	ANT	EUT	Verdict
11215.696	-44.43	17.42	-13.0	31.43	101.00	Horizontal	Vertical	Pass
11887.528	-42.84	19.82	-13.0	29.84	321.00	Horizontal	Vertical	Pass
14058.985	-32.19	32.70	-13.0	19.19	304.00	Horizontal	Vertical	Pass
14536.866	-36.41	27.46	-13.0	23.41	131.00	Horizontal	Vertical	Pass
15498.625	-39.86	21.16	-13.0	26.86	308.00	Horizontal	Vertical	Pass
16600.350	-35.21	30.35	-13.0	22.21	191.00	Horizontal	Vertical	Pass

RSE-V 1.4wid 30MHz-10GHz MID

RSE Test case_CE FCC_FCC PART22&24&27_FCC PART 27_1700_WCDMA B4&LTE B4

Frequency (MHz)	Result (dBm)	Factor (dB)	PK Limit (dBm)	Margin (dB)	Table (o)	ANT	EUT	Verdict
200.192	-59.55	-9.98	-13.0	46.55	69.00	Vertical	Vertical	Pass
239.953	-58.77	-4.40	-13.0	45.77	6.00	Vertical	Vertical	Pass
2132.717	-40.55	3.48	-13.0	27.55	192.00	Vertical	Vertical	N.A
3464.884	-32.24	9.76	-13.0	19.24	81.00	Vertical	Vertical	Pass
5197.451	-36.14	14.55	-13.0	23.14	193.00	Vertical	Vertical	Pass
9295.676	-34.35	12.87	-13.0	21.35	259.00	Vertical	Vertical	Pass

RSE-V 1.4wid 10-18GHz MID

RSE Test case_CE FCC_FCC PART22&24&27_FCC LTE B2&4&25 10-18G

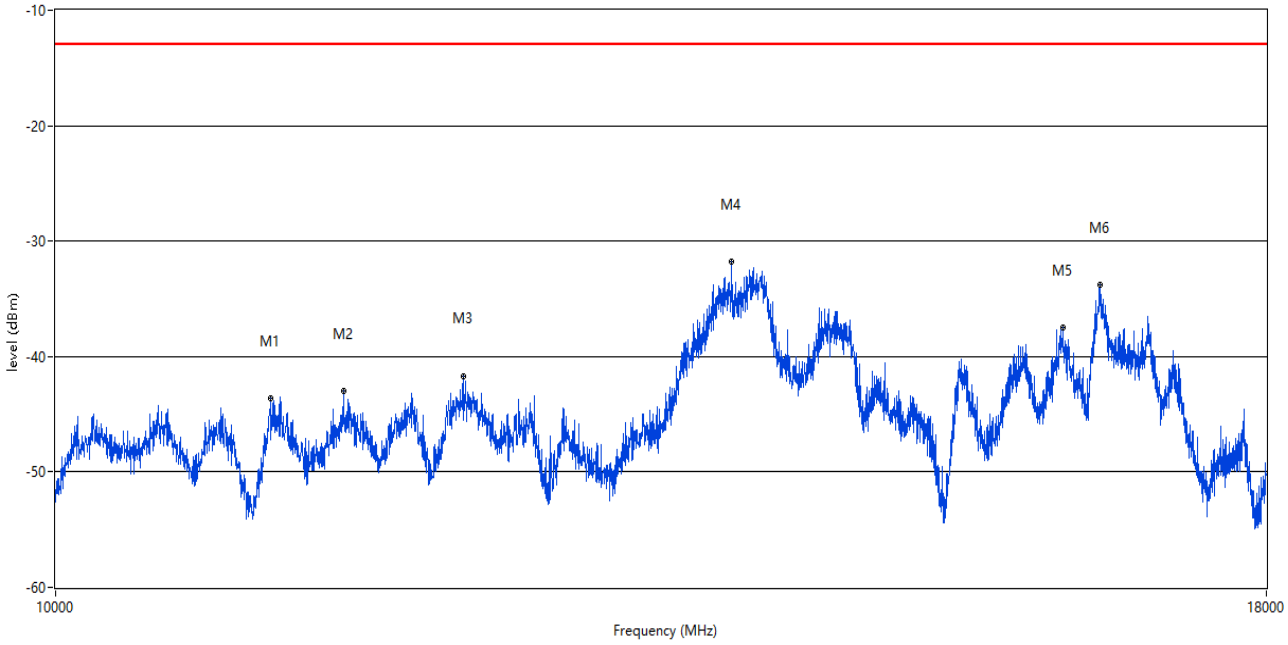

Frequency (MHz)	Result (dBm)	Factor (dB)	PK Limit (dBm)	Margin (dB)	Table (o)	ANT	EUT	Verdict
11101.725	-43.66	19.45	-13.0	30.66	194.00	Vertical	Vertical	Pass
11501.625	-43.01	20.18	-13.0	30.01	172.00	Vertical	Vertical	Pass
12191.452	-41.69	20.60	-13.0	28.69	191.00	Vertical	Vertical	Pass
13885.029	-31.79	30.13	-13.0	18.79	151.00	Vertical	Vertical	Pass
16306.423	-37.45	26.88	-13.0	24.45	323.00	Vertical	Vertical	Pass
16600.350	-33.77	30.35	-13.0	20.77	282.00	Vertical	Vertical	Pass

8.2 LTE Band 4 Bandwidth 3MHz, Middle Channel

RSE-H 3wid 30MHz-10GHz MID

RSE Test case_CE FCC_FCC PART22&24&27_FCC PART 27_1700_WCDMA B4&LTE B4

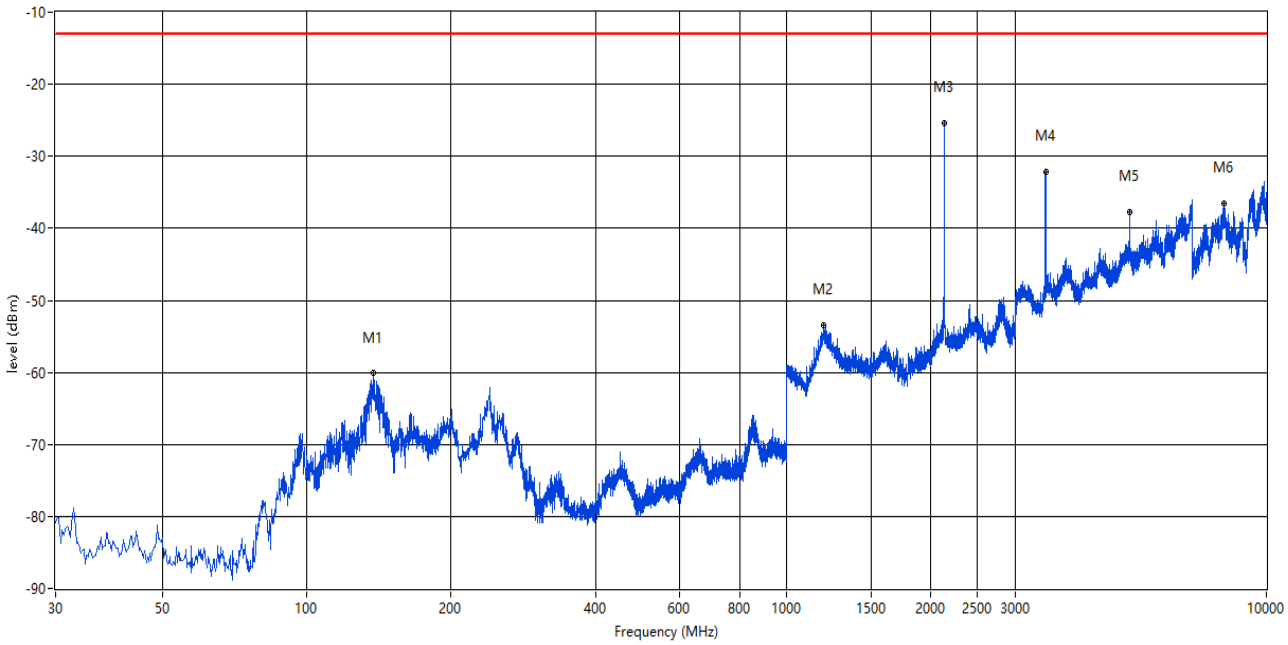

Frequency (MHz)	Result (dBm)	Factor (dB)	PK Limit (dBm)	Margin (dB)	Table (o)	ANT	EUT	Verdict
137.643	-60.06	-16.93	-13.0	47.06	25.00	Horizontal	Vertical	Pass
1193.952	-53.46	3.60	-13.0	40.46	122.00	Horizontal	Vertical	Pass
2132.717	-25.35	3.48	-13.0	12.35	264.00	Horizontal	Vertical	N.A
3466.883	-32.17	9.91	-13.0	19.17	34.00	Horizontal	Vertical	Pass
5197.451	-37.74	14.55	-13.0	24.74	235.00	Horizontal	Vertical	Pass
8146.463	-36.49	11.39	-13.0	23.49	140.00	Horizontal	Vertical	Pass

RSE-H 3wid 10-18GHz MID

RSE Test case_CE FCC_FCC PART22&24&27_FCC LTE B2&4&25 10-18G

Frequency (MHz)	Result (dBm)	Factor (dB)	PK Limit (dBm)	Margin (dB)	Table (o)	ANT	EUT	Verdict
11099.725	-44.24	19.46	-13.0	31.24	46.00	Horizontal	Vertical	Pass
11877.531	-42.66	19.71	-13.0	29.66	51.00	Horizontal	Vertical	Pass
14094.976	-31.81	32.76	-13.0	18.81	12.00	Horizontal	Vertical	Pass
14684.829	-36.01	28.74	-13.0	23.01	151.00	Horizontal	Vertical	Pass
16284.429	-37.11	26.43	-13.0	24.11	291.00	Horizontal	Vertical	Pass
16600.350	-35.32	30.35	-13.0	22.32	39.00	Horizontal	Vertical	Pass

RSE-V 3wid 30MHz-10GHz MID

RSE Test case_CE FCC_FCC PART22&24&27_FCC PART 27_1700_WCDMA B4&LTE B4

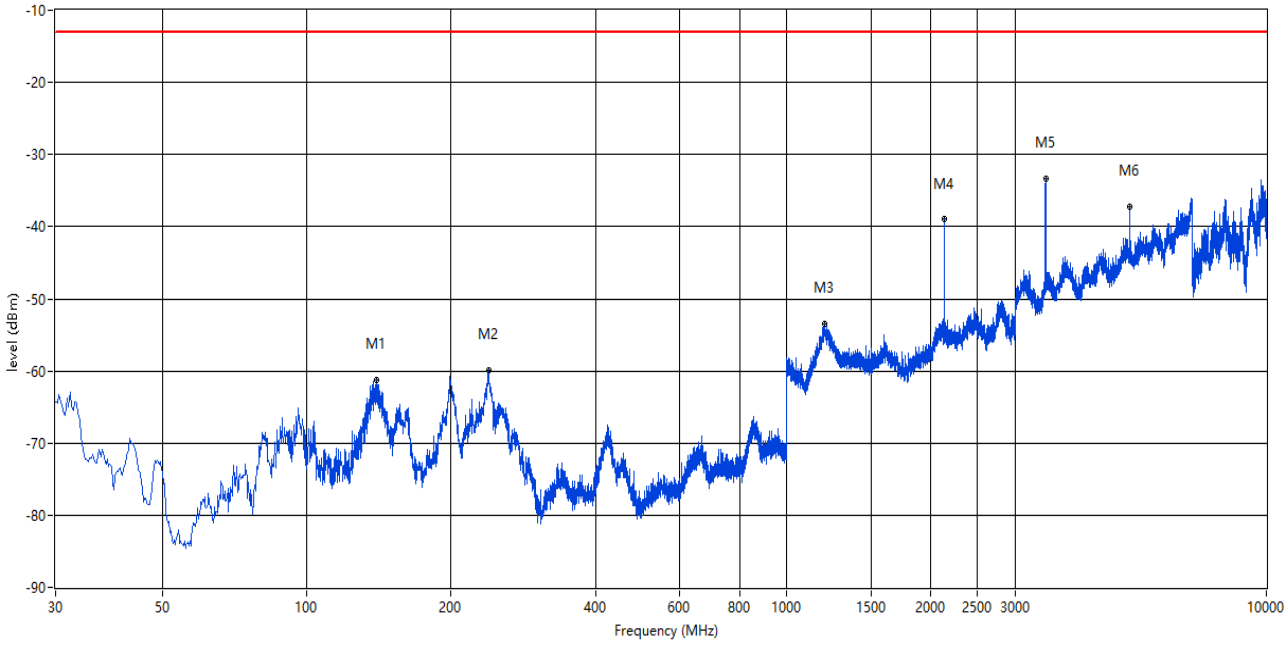

Frequency (MHz)	Result (dBm)	Factor (dB)	PK Limit (dBm)	Margin (dB)	Table (o)	ANT	EUT	Verdict
140.067	-61.25	-16.84	-13.0	48.25	40.00	Vertical	Vertical	Pass
239.953	-59.88	-4.40	-13.0	46.88	279.00	Vertical	Vertical	Pass
1200.950	-53.49	3.98	-13.0	40.49	286.00	Vertical	Vertical	Pass
2132.217	-38.96	3.48	-13.0	25.96	244.00	Vertical	Vertical	N.A
3466.883	-33.36	9.91	-13.0	20.36	119.00	Vertical	Vertical	Pass
5195.451	-37.24	14.50	-13.0	24.24	14.00	Vertical	Vertical	Pass

RSE-V 3wid 10-18GHz MID

RSE Test case_CE FCC_FCC PART22&24&27_FCC LTE B2&4&25 10-18G

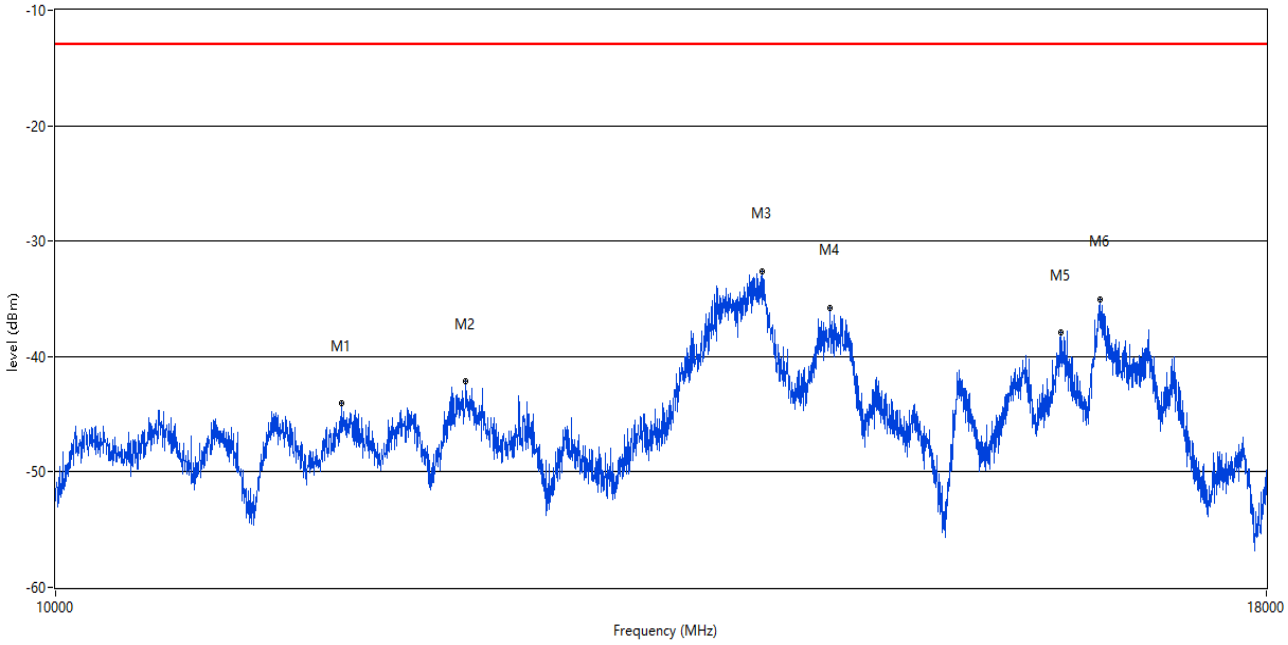

Frequency (MHz)	Result (dBm)	Factor (dB)	PK Limit (dBm)	Margin (dB)	Table (o)	ANT	EUT	Verdict
11491.627	-44.07	19.99	-13.0	31.07	96.00	Vertical	Vertical	Pass
12203.449	-42.15	20.68	-13.0	29.15	315.00	Vertical	Vertical	Pass
14092.977	-32.60	32.75	-13.0	19.60	149.00	Vertical	Vertical	Pass
14566.858	-35.75	27.56	-13.0	22.75	4.00	Vertical	Vertical	Pass
16294.426	-37.87	26.90	-13.0	24.87	298.00	Vertical	Vertical	Pass
16604.349	-35.02	30.19	-13.0	22.02	216.00	Vertical	Vertical	Pass

8.3 LTE Band 4 Bandwidth 5MHz, Middle Channel

RSE-H 5wid 30MHz-10GHz MID

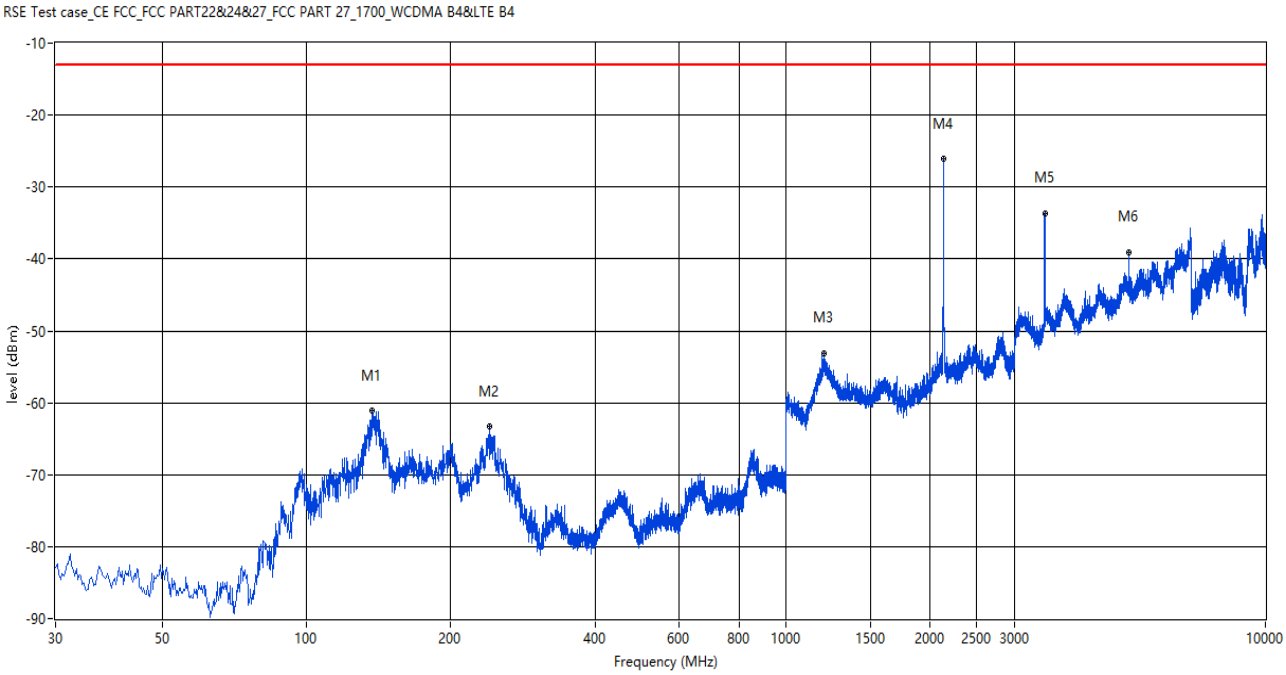

Frequency (MHz)	Result (dBm)	Factor (dB)	PK Limit (dBm)	Margin (dB)	Table (o)	ANT	EUT	Verdict
137.401	-61.10	-16.94	-13.0	48.10	264.00	Horizontal	Vertical	Pass
240.437	-63.25	-4.49	-13.0	50.25	259.00	Horizontal	Vertical	Pass
1198.450	-53.20	3.91	-13.0	40.20	250.00	Horizontal	Vertical	Pass
2132.717	-26.11	3.48	-13.0	13.11	261.00	Horizontal	Vertical	N.A
3467.883	-33.68	9.92	-13.0	20.68	17.00	Horizontal	Vertical	Pass
5200.450	-39.08	14.60	-13.0	26.08	236.00	Horizontal	Vertical	Pass

RSE-H 5wid 10-18GHz MID

RSE Test case_CE FCC_FCC PART22&24&27_FCC LTE B2&4&25 10-18G

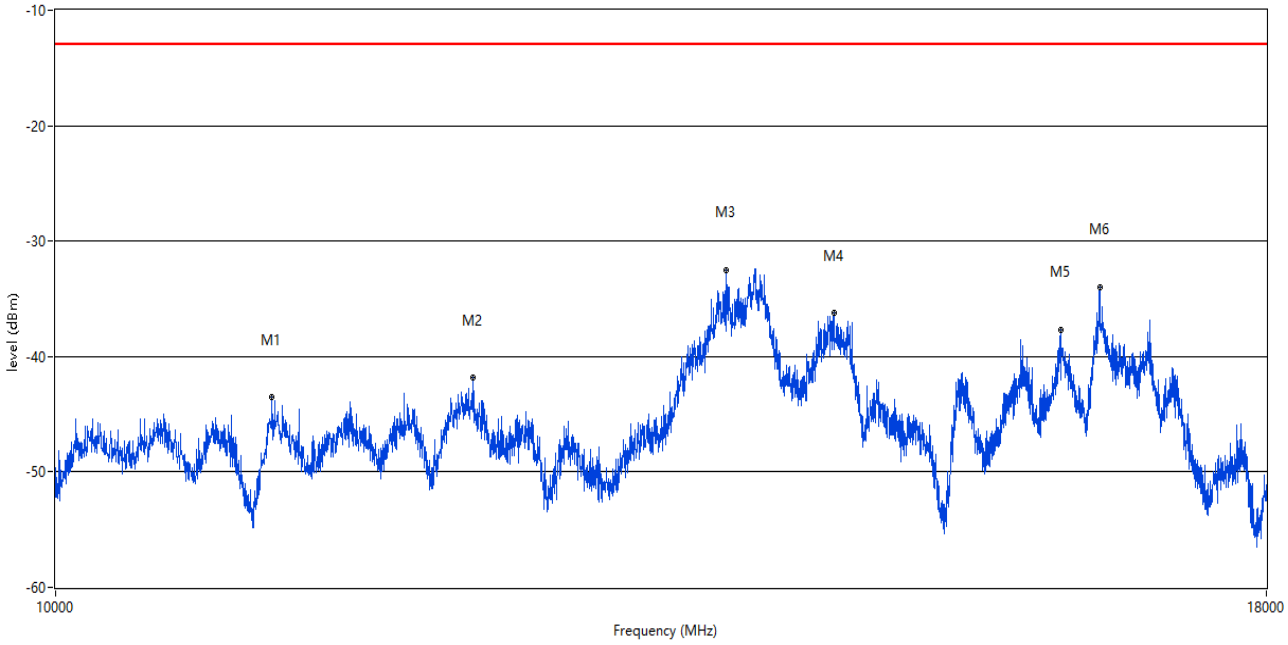

Frequency (MHz)	Result (dBm)	Factor (dB)	PK Limit (dBm)	Margin (dB)	Table (o)	ANT	EUT	Verdict
11107.723	-43.54	19.35	-13.0	30.54	137.00	Horizontal	Vertical	Pass
12247.438	-41.83	20.43	-13.0	28.83	351.00	Horizontal	Vertical	Pass
13851.037	-32.53	30.18	-13.0	19.53	288.00	Horizontal	Vertical	Pass
14590.852	-36.19	27.64	-13.0	23.19	127.00	Horizontal	Vertical	Pass
16292.427	-37.67	26.80	-13.0	24.67	113.00	Horizontal	Vertical	Pass
16600.350	-33.96	30.35	-13.0	20.96	240.00	Horizontal	Vertical	Pass

RSE-V 5wid 30MHz-10GHz MID

RSE Test case_CE FCC_FCC PART22&24&27_FCC PART 27_1700_WCDMA B48&LTE B4

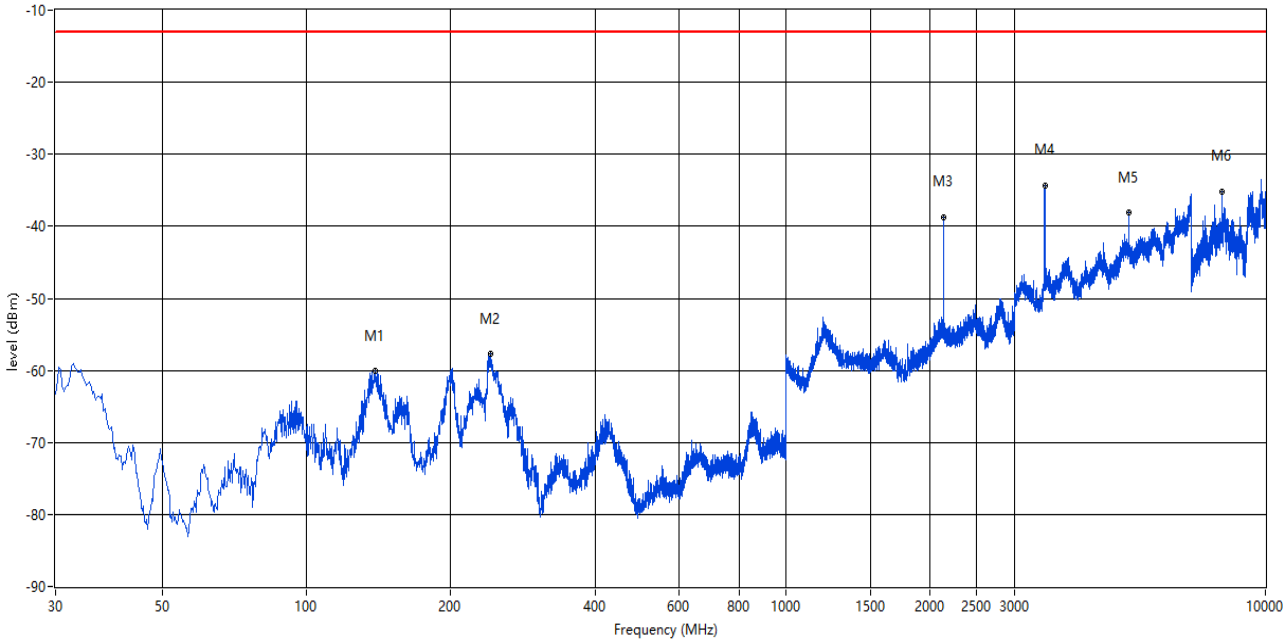

Frequency (MHz)	Result (dBm)	Factor (dB)	PK Limit (dBm)	Margin (dB)	Table (o)	ANT	EUT	Verdict
139.340	-60.08	-16.87	-13.0	47.08	281.00	Vertical	Vertical	Pass
241.892	-57.70	-4.87	-13.0	44.70	163.00	Vertical	Vertical	Pass
2132.217	-38.71	3.50	-13.0	25.71	60.00	Vertical	Vertical	N.A
3465.884	-34.28	9.85	-13.0	21.28	245.00	Vertical	Vertical	Pass
5198.450	-38.06	14.58	-13.0	25.06	262.00	Vertical	Vertical	Pass
8138.215	-35.17	11.32	-13.0	22.17	3.00	Vertical	Vertical	Pass

RSE-V 5wid 10-18GHz MID

RSE Test case_CE FCC_FCC PART22&24&27_FCC LTE B2&4&25 10-18G

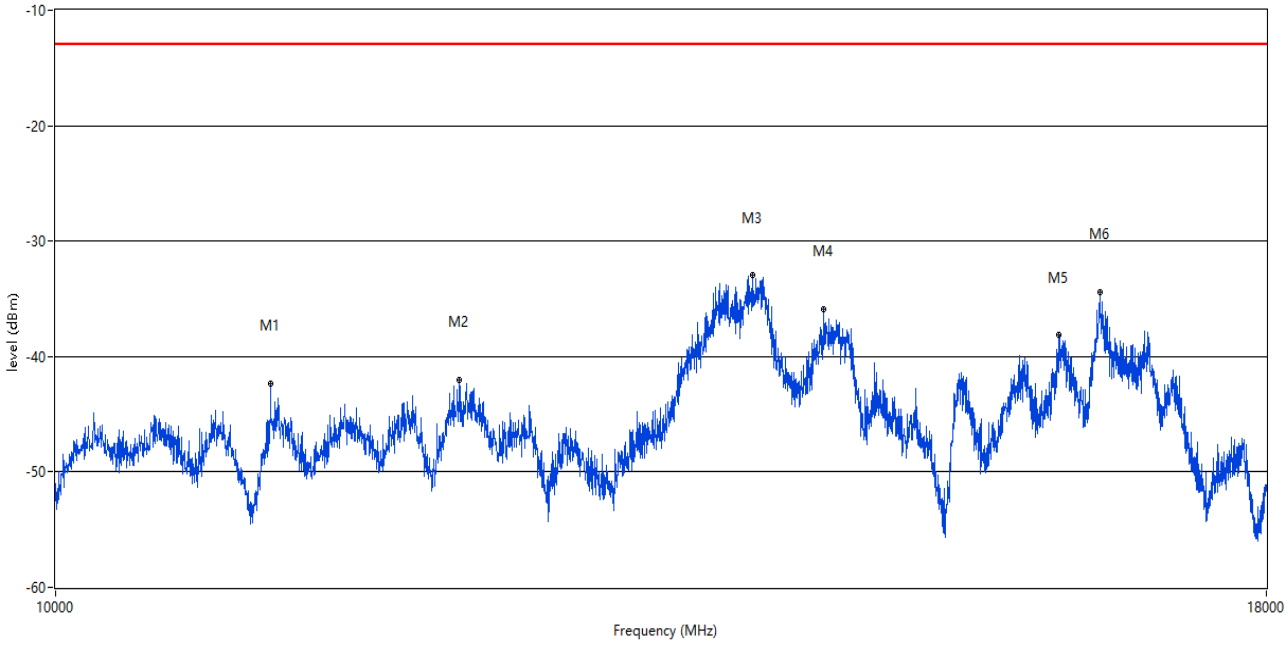

Frequency (MHz)	Result (dBm)	Factor (dB)	PK Limit (dBm)	Margin (dB)	Table (o)	ANT	EUT	Verdict
11099.725	-42.32	19.46	-13.0	29.32	282.00	Vertical	Vertical	Pass
12167.458	-42.00	20.30	-13.0	29.00	210.00	Vertical	Vertical	Pass
14026.993	-32.92	32.66	-13.0	19.92	268.00	Vertical	Vertical	Pass
14520.870	-35.87	27.41	-13.0	22.87	220.00	Vertical	Vertical	Pass
16274.431	-38.14	25.97	-13.0	25.14	343.00	Vertical	Vertical	Pass
16600.350	-34.38	30.35	-13.0	21.38	81.00	Vertical	Vertical	Pass

8.4 LTE Band 4 Bandwidth 10MHz, Middle Channel

RSE-H 10wid 30MHz-10GHz MID

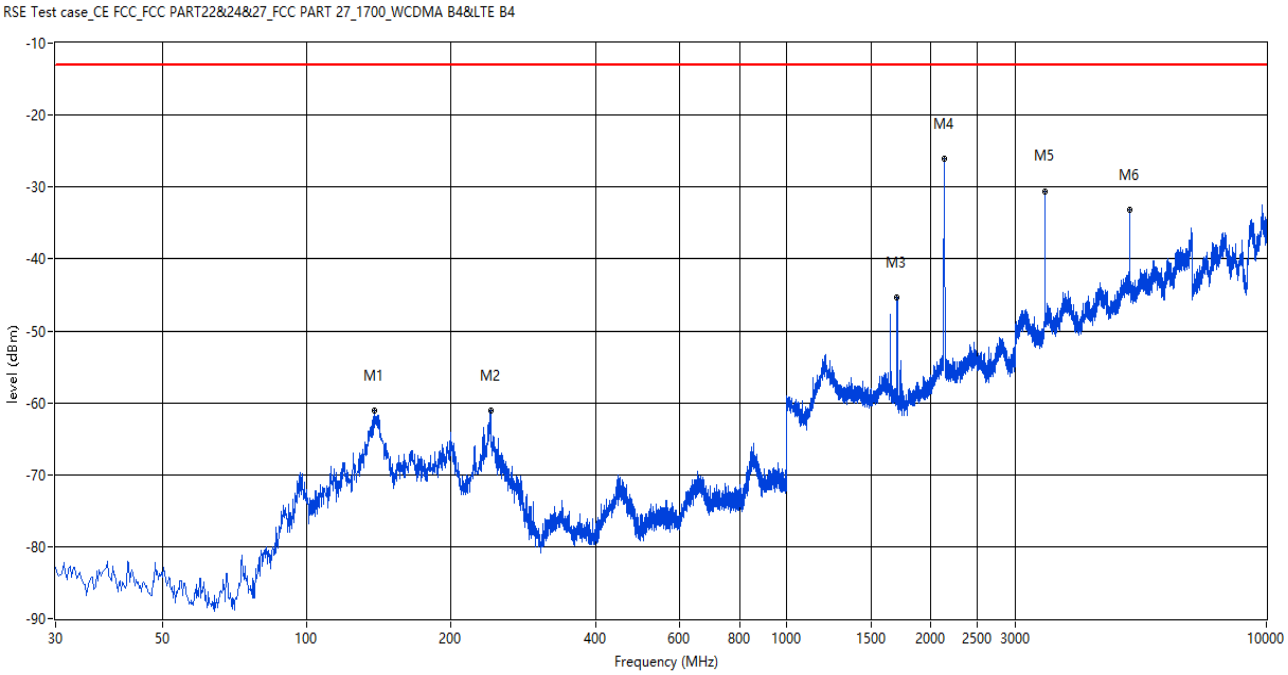

Frequency (MHz)	Result (dBm)	Factor (dB)	PK Limit (dBm)	Margin (dB)	Table (o)	ANT	EUT	Verdict
138.613	-61.08	-16.89	-13.0	48.08	183.00	Horizontal	Vertical	Pass
241.892	-61.06	-4.87	-13.0	48.06	149.00	Horizontal	Vertical	Pass
1732.325	-45.41	-0.90	-13.0	32.41	246.00	Horizontal	Vertical	Pass
2132.217	-26.14	3.48	-13.0	13.14	4.00	Horizontal	Vertical	N.A
3455.886	-30.61	9.67	-13.0	17.61	233.00	Horizontal	Vertical	Pass
5184.454	-33.22	14.37	-13.0	20.22	244.00	Horizontal	Vertical	Pass

RSE-H 10wid 10-18GHz MID

RSE Test case_CE FCC_FCC PART22&24&27_FCC LTE B2&4&25 10-18G

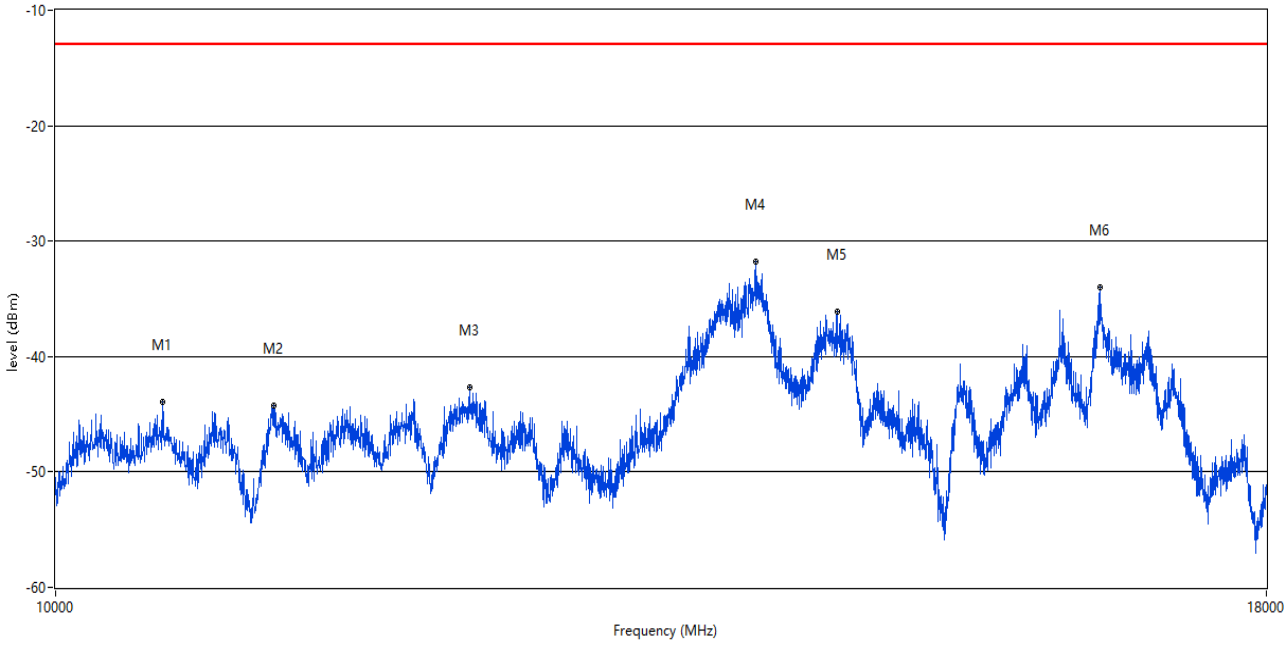

Frequency (MHz)	Result (dBm)	Factor (dB)	PK Limit (dBm)	Margin (dB)	Table (o)	ANT	EUT	Verdict
10533.867	-43.88	18.44	-13.0	30.88	59.00	Horizontal	Vertical	Pass
11117.721	-44.23	19.18	-13.0	31.23	33.00	Horizontal	Vertical	Pass
12225.444	-42.65	20.56	-13.0	29.65	103.00	Horizontal	Vertical	Pass
14050.987	-31.78	32.69	-13.0	18.78	275.00	Horizontal	Vertical	Pass
14612.847	-36.10	27.83	-13.0	23.10	91.00	Horizontal	Vertical	Pass
16604.349	-34.01	30.19	-13.0	21.01	0.00	Horizontal	Vertical	Pass

RSE-V 10wid 30MHz-10GHz MID

RSE Test case_CE FCC_FCC PART22&24&27_FCC PART 27_1700_WCDMA B48&LTE B4

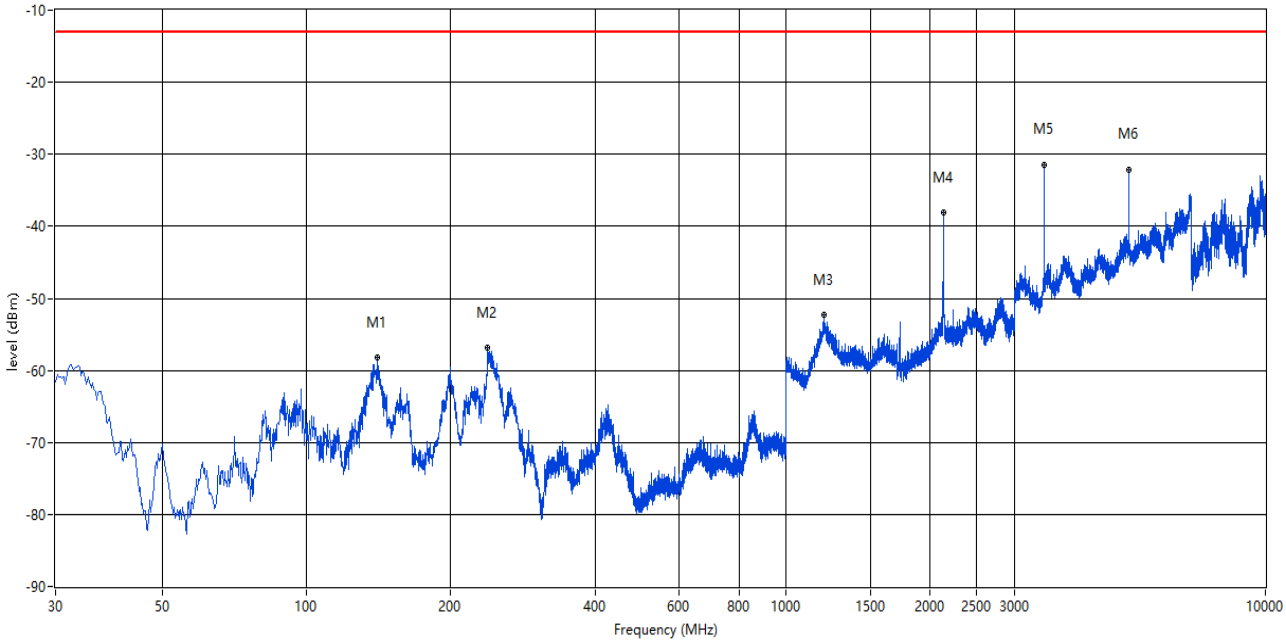

Frequency (MHz)	Result (dBm)	Factor (dB)	PK Limit (dBm)	Margin (dB)	Table (o)	ANT	EUT	Verdict
140.552	-58.26	-16.88	-13.0	45.26	85.00	Vertical	Vertical	Pass
238.740	-56.91	-4.88	-13.0	43.91	180.00	Vertical	Vertical	Pass
1199.950	-52.27	4.02	-13.0	39.27	207.00	Vertical	Vertical	Pass
2132.217	-38.08	3.49	-13.0	25.08	83.00	Vertical	Vertical	N.A
3455.886	-31.47	9.67	-13.0	18.47	312.00	Vertical	Vertical	Pass
5184.454	-32.89	14.37	-13.0	19.89	52.00	Vertical	Vertical	Pass

RSE-V 10wid 10-18GHz MID

RSE Test case_CE FCC_FCC PART22&24&27_FCC LTE B2&4&25 10-18G

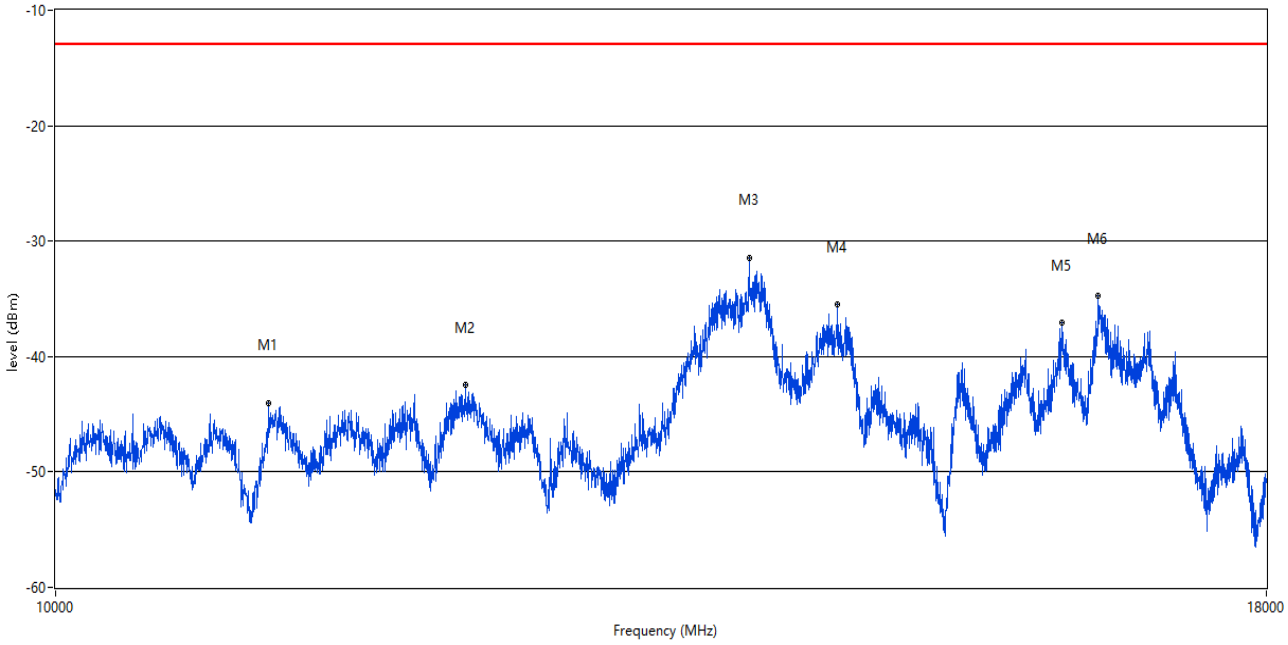

Frequency (MHz)	Result (dBm)	Factor (dB)	PK Limit (dBm)	Margin (dB)	Table (o)	ANT	EUT	Verdict
11091.727	-44.07	18.85	-13.0	31.07	310.00	Vertical	Vertical	Pass
12201.450	-42.49	20.69	-13.0	29.49	269.00	Vertical	Vertical	Pass
14002.999	-31.41	32.62	-13.0	18.41	109.00	Vertical	Vertical	Pass
14616.846	-35.52	27.88	-13.0	22.52	250.00	Vertical	Vertical	Pass
16300.425	-37.05	27.14	-13.0	24.05	289.00	Vertical	Vertical	Pass
16588.353	-34.72	29.26	-13.0	21.72	227.00	Vertical	Vertical	Pass

8.5 LTE Band 4 Bandwidth 15MHz, Middle Channel

RSE-H 15wid 30MHz-10GHz MID

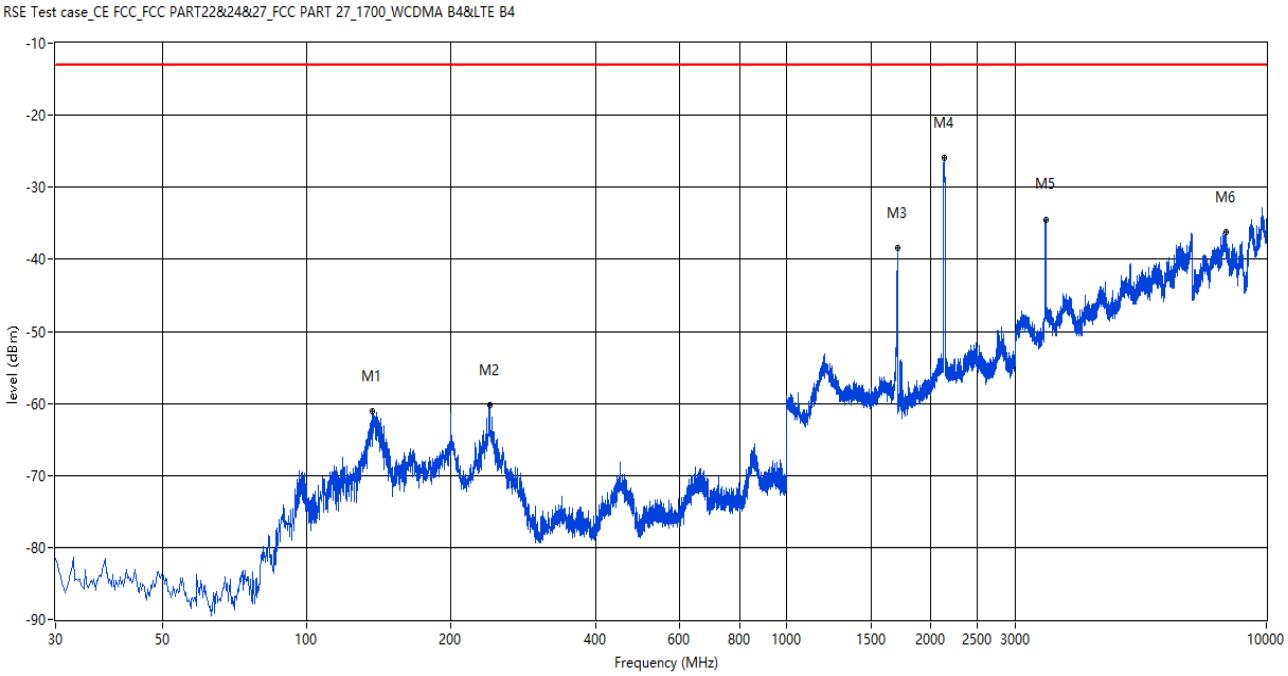

Frequency (MHz)	Result (dBm)	Factor (dB)	PK Limit (dBm)	Margin (dB)	Table (o)	ANT	EUT	Verdict
137.401	-61.01	-16.94	-13.0	48.01	82.00	Horizontal	Vertical	Pass
240.437	-60.26	-4.49	-13.0	47.26	141.00	Horizontal	Vertical	Pass
1732.824	-38.45	-0.86	-13.0	25.45	7.00	Horizontal	Vertical	N.A
2132.216	-25.89	3.45	-13.0	12.89	257.00	Horizontal	Vertical	N.A
3465.884	-34.54	9.85	-13.0	21.54	272.00	Horizontal	Vertical	Pass
8226.193	-36.25	11.30	-13.0	23.25	231.00	Horizontal	Vertical	Pass

RSE-H 15wid 10-18GHz MID

RSE Test case_CE FCC_FCC PART22&24&27_FCC LTE B2&4&25 10-18G

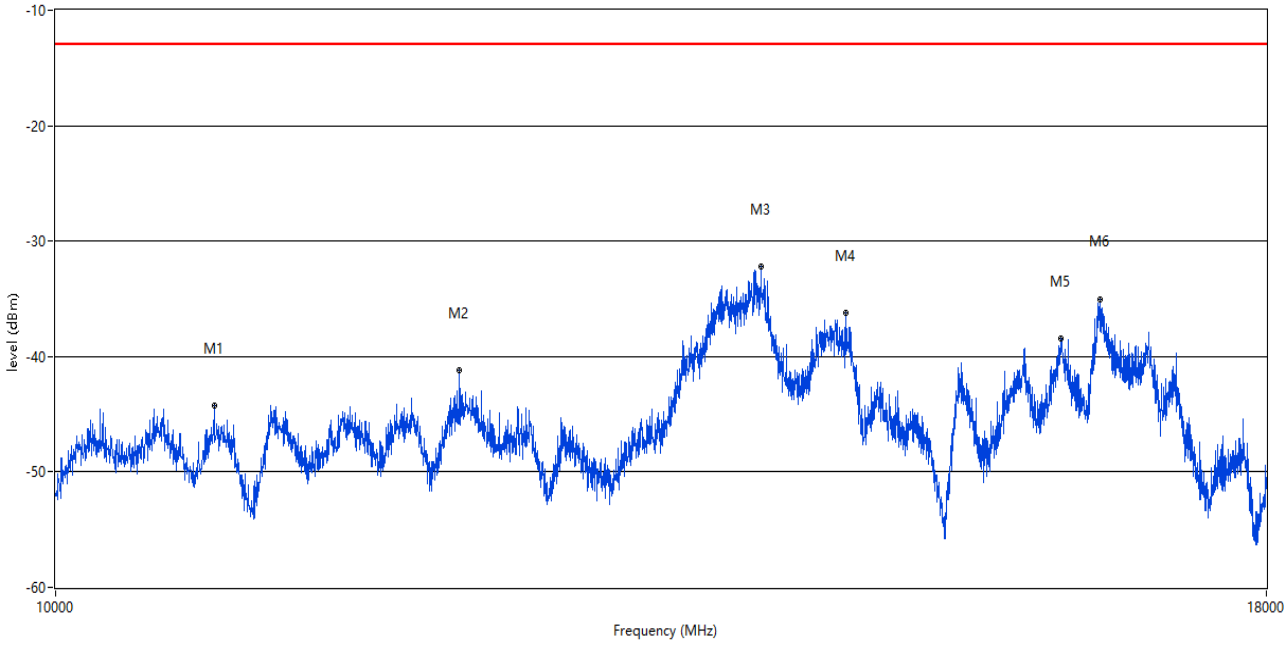

Frequency (MHz)	Result (dBm)	Factor (dB)	PK Limit (dBm)	Margin (dB)	Table (o)	ANT	EUT	Verdict
10799.800	-44.24	19.20	-13.0	31.24	320.00	Horizontal	Vertical	Pass
12165.459	-41.17	20.27	-13.0	28.17	202.00	Horizontal	Vertical	Pass
14082.979	-32.25	32.74	-13.0	19.25	356.00	Horizontal	Vertical	Pass
14678.830	-36.21	28.66	-13.0	23.21	86.00	Horizontal	Vertical	Pass
16288.428	-38.47	26.62	-13.0	25.47	130.00	Horizontal	Vertical	Pass
16600.350	-35.01	30.35	-13.0	22.01	221.00	Horizontal	Vertical	Pass

RSE-V 15wid 30MHz-10GHz MID

RSE Test case_CE FCC_FCC PART22&24&27_FCC PART 27_1700_WCDMA B48&LTE B4

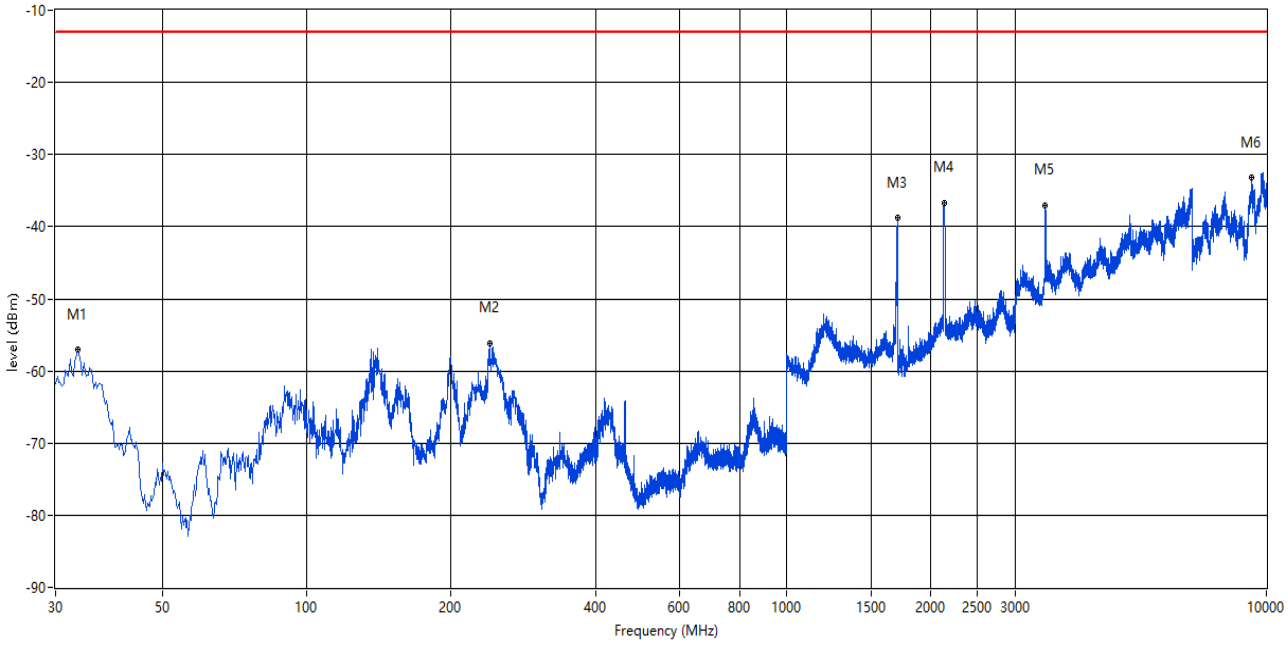

Frequency (MHz)	Result (dBm)	Factor (dB)	PK Limit (dBm)	Margin (dB)	Table (o)	ANT	EUT	Verdict
33.394	-57.06	-12.69	-13.0	44.06	141.00	Vertical	Vertical	Pass
240.922	-56.11	-4.62	-13.0	43.11	31.00	Vertical	Vertical	Pass
1732.325	-38.74	-0.85	-13.0	25.74	224.00	Vertical	Vertical	N.A
2132.217	-36.80	3.49	-13.0	23.80	288.00	Vertical	Vertical	N.A
3461.885	-37.09	9.50	-13.0	24.09	135.00	Vertical	Vertical	Pass
9292.927	-33.20	12.82	-13.0	20.20	177.00	Vertical	Vertical	Pass

RSE-V 15wid 10-18GHz MID

RSE Test case_CE FCC_FCC PART22&24&27_FCC LTE B2&4&25 10-18G

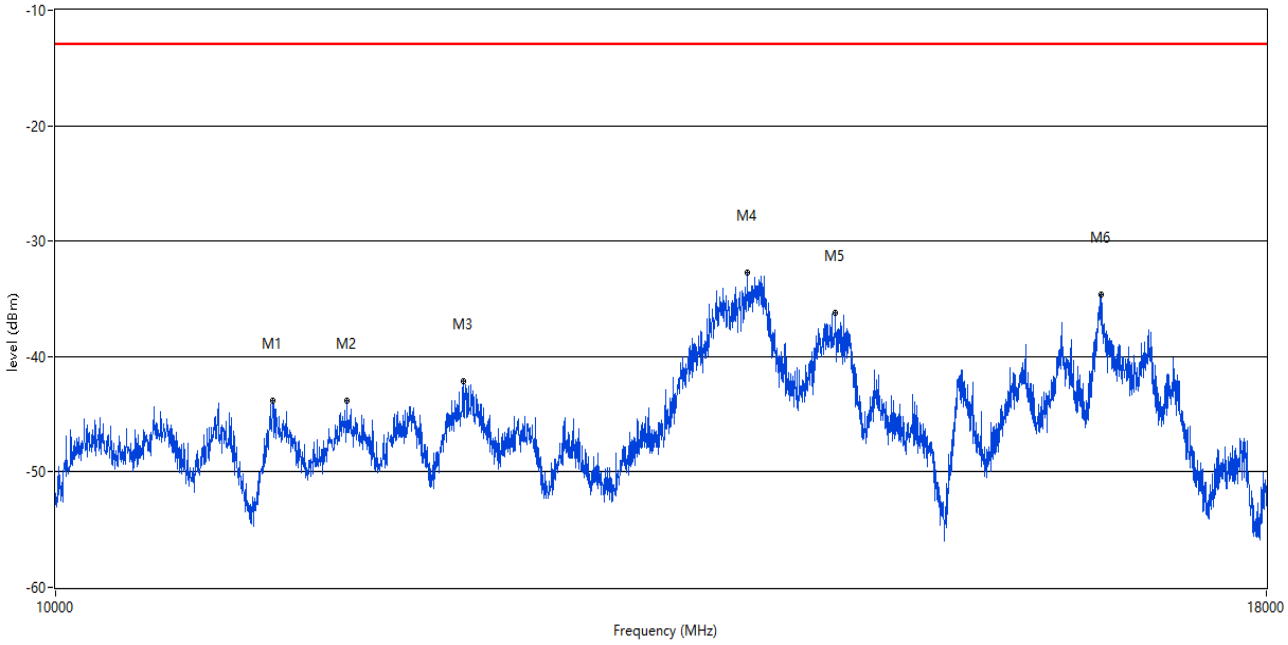

Frequency (MHz)	Result (dBm)	Factor (dB)	PK Limit (dBm)	Margin (dB)	Table (o)	ANT	EUT	Verdict
11113.722	-43.79	19.25	-13.0	30.79	346.00	Vertical	Vertical	Pass
11519.620	-43.84	19.82	-13.0	30.84	37.00	Vertical	Vertical	Pass
12187.453	-42.17	20.55	-13.0	29.17	55.00	Vertical	Vertical	Pass
13993.002	-32.75	32.44	-13.0	19.75	201.00	Vertical	Vertical	Pass
14600.850	-36.25	27.68	-13.0	23.25	34.00	Vertical	Vertical	Pass
16616.346	-34.64	29.72	-13.0	21.64	100.00	Vertical	Vertical	Pass

8.6 LTE Band 4 Bandwidth 20MHz, Middle Channel

RSE-H 20wid 30MHz-10GHz MID

RSE Test case_CE FCC_FCC PART22&24&27_FCC PART 27_1700_WCDMA B4&LTE B4

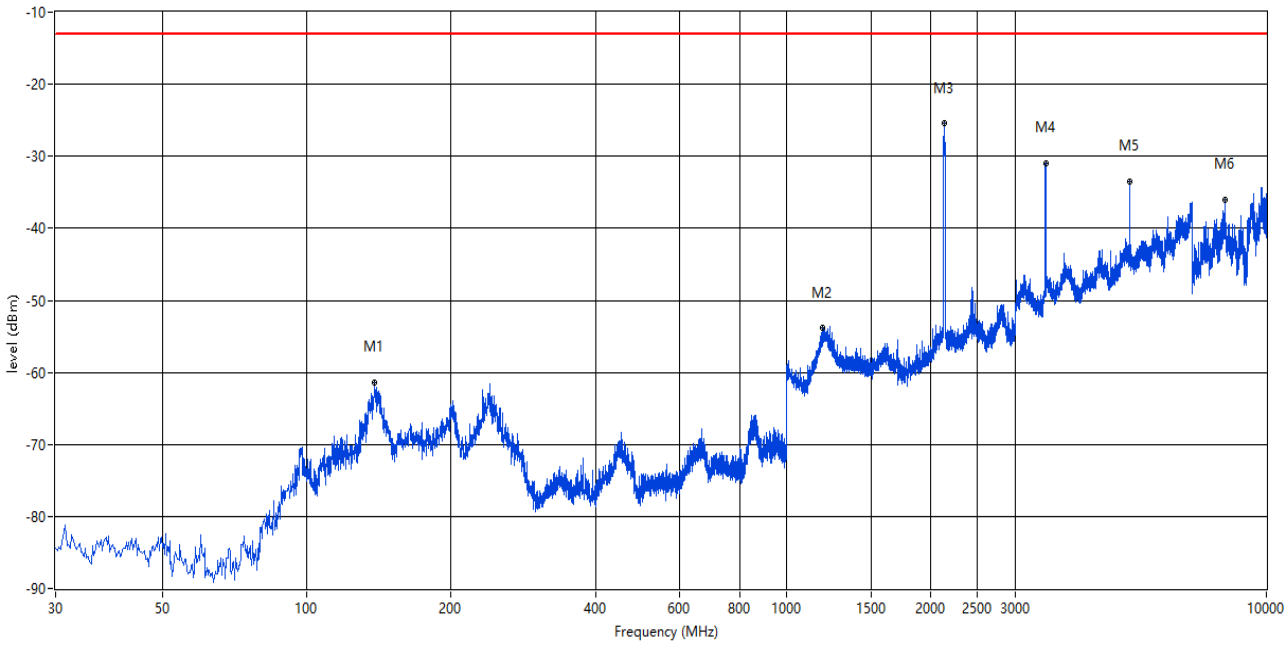

Frequency (MHz)	Result (dBm)	Factor (dB)	PK Limit (dBm)	Margin (dB)	Table (o)	ANT	EUT	Verdict
138.613	-61.45	-16.89	-13.0	48.45	316.00	Horizontal	Vertical	Pass
1188.953	-53.76	3.25	-13.0	40.76	42.00	Horizontal	Vertical	Pass
2132.718	-25.43	3.50	-13.0	12.43	236.00	Horizontal	Vertical	N.A
3465.884	-30.90	9.85	-13.0	17.90	217.00	Horizontal	Vertical	Pass
5198.450	-33.55	14.58	-13.0	20.55	231.00	Horizontal	Vertical	Pass
8206.948	-36.04	11.70	-13.0	23.04	331.00	Horizontal	Vertical	Pass