802.11ac(VHT20)	Front Side	10	36	5180	-0.17	0.088	10.64	11.00	1.09	84.3	1.19	**0.110**	32#
	Back Side	10	36	5180	-0.11	0.061	10.64	11.00	1.09	84.3	1.19	0.066	
	Left Side	10	36	5180	0.13	0.083	10.64	11.00	1.09	84.3	1.19	0.090	
	Top Edge	10	36	5180	0.10	0.017	10.64	11.00	1.09	84.3	1.19	0.018	

WLAN 5.8 GHz

Mode	Position	Dist. (mm)	Ch.	Freq. (MHz)	Power Drift (dB)	Meas. SAR 1 g (W/Kg)	Meas. Power (dBm)	Max. tune-up Power (dBm)	Scaling Factor	Duty Cycle (%)	Duty Cycle Factor	Report SAR 1 g (W/Kg)	Meas. No.
Head													
802.11ac(VHT20)	Left Cheek	0	149	5745	-0.13	0.071	11.69	12.00	1.07	84.2	1.19	0.076	
	Left Tilt	0	149	5745	-0.11	0.036	11.69	12.00	1.07	84.2	1.19	0.039	
	Right Cheek	0	149	5745	-0.13	0.174	11.69	12.00	1.07	84.2	1.19	**0.187**	33#
	Right Tilt	0	149	5745	0.11	0.056	11.69	12.00	1.07	84.2	1.19	0.060	
Body-Worn & Hotspot													
802.11ac(VHT20)	Front Side	10	149	5745	-0.15	0.056	11.69	12.00	1.07	84.2	1.19	0.060	
	Back Side	10	149	5745	-0.06	0.068	11.69	12.00	1.07	84.2	1.19	0.073	
	Left Side	10	149	5745	0.13	0.102	11.69	12.00	1.07	84.2	1.19	**0.110**	34#
	Top Edge	10	149	5745	0.15	0.022	11.69	12.00	1.07	84.2	1.19	0.024	

Note(s):

1. Per KDB 248227 D01 SAR is not required for the following 2.4 GHz OFDM conditions.
   a. When the reported SAR of the highest measured maximum output power channel for the exposure configuration is ≤ 0.8 W/kg, no further SAR testing is required for 802.11b DSSS in that exposure configuration.
   b. When the highest reported SAR for DSSS is adjusted by the ratio of OFDM to DSSS specified maximum output power and the adjusted SAR is ≤ 1.2 W/kg.
2. For OFDM transmission configurations in the 2.4 GHz and 5 GHz bands, When the same maximum power is specified for multiple transmission modes in a frequency band, the largest channel bandwidth, lowest order modulation, lowest data rate and lowest order 802.11a/g/n/ac mode is used for SAR measurement, on the highest measured output power channel for each frequency band.
3. Per KDB 248227 D01 5G WLAN Subsequent Test Configuration Procedures
   SAR measurement requirements for the remaining 802.11 transmission mode configurations that have not been tested in the initial test configuration are determined separately for each standalone and aggregated frequency band, in each exposure condition, according to the maximum output power specified for production units.
   a. When SAR test exclusion provisions of KDB Publication 447498 D01 are applicable and SAR measurement is not required for the initial test configuration, SAR is also not required for the next highest maximum output power transmission mode subsequent test configuration(s) in that frequency band or aggregated band and exposure configuration.

b. When the highest reported SAR for the initial test configuration (when applicable, include subsequent highest output channels), according to the initial test position or fixed exposure position requirements, is adjusted by the ratio of the subsequent test configuration to initial test configuration specified maximum output power and the adjusted SAR is ≤ 1.2 W/kg, SAR is not required for that subsequent test configuration.

General Note(s):

1. The test data reported are the worst-case SAR values according to test procedures specified in IEEE 1528-2013, FCC KDB Publication 865664 D01v01r04 and FCC KDB Publication 447498 D01v06.
2. All modes of operation were investigated, and worst-case results are reported.
3. The EUT is tested 2nd hot-spot peak, if it is less than 2 dB below the highest peak.
4. SAR results were scaled to the maximum allowed power to demonstrate compliance per FCC KDB Publication 447498 D01v06.
5. Per FCC KDB Publication 648474 D04v01r03, body worn SAR was evaluated without a headset connected to the device. Since the standalone reported SAR was ≤1.2 W/kg, no additional body worn SAR evaluations using a headset cable were required.
6. Per FCC KDB Publication 865664 D01v01r04, variability SAR tests were performed when the measured SAR results for a frequency band were greater than 0.8 W/kg.
7. Per FCC KDB Publication 447498 D01v06, if the reported (scaled) SAR measured at the middle channel or highest output power channel for each test configuration is ≤ 0.8 W/kg then testing at the other channels is not required for such test configuration(s). When the maximum output power variation across the required test channels is>1/2 dB, instead of the middle channel, the highest output power channel must be used.

Bluetooth

Mode	Position	Dist. (mm)	Ch.	Freq. (MHz)	Power Drift (dB)	Meas. SAR 1 g (W/Kg)	Meas. Power (dBm)	Max. tune-up Power (dBm)	Scaling Factor	Duty Cycle (%)	Duty Cycle Factor	Report SAR 1 g (W/Kg)	Meas. No.
Head													
EDR	Left Cheek	0	39	2441	0.11	0.056	12.20	12.50	1.07	78.7	1.27	0.060	
	Left Tilt	0	39	2441	-0.14	0.030	12.20	12.50	1.07	78.7	1.27	0.032	
	Right Cheek	0	39	2441	0.01	0.130	12.20	12.50	1.07	78.7	1.27	**0.139**	35#
	Right Tilt	0	39	2441	-0.14	0.050	12.20	12.50	1.07	78.7	1.27	0.054	
Body-Worn & Hotspot													
EDR	Front Side	10	39	2441	0.14	0.039	12.20	12.50	1.07	78.7	1.27	**0.042**	36#
	Back Side	10	39	2441	0.11	0.025	12.20	12.50	1.07	78.7	1.27	0.027	
	Left Side	10	39	2441	-0.12	0.019	12.20	12.50	1.07	78.7	1.27	0.020	
	Top Edge	10	39	2441	-0.16	0.013	12.20	12.50	1.07	78.7	1.27	0.014	

General Note(s):

1. The test data reported are the worst-case SAR values according to test procedures specified in IEEE 1528-2013, FCC KDB Publication 865664 D01v01r04 and FCC KDB Publication 447498 D01v06.
2. All modes of operation were investigated, and worst-case results are reported.
3. The EUT is tested 2nd hot-spot peak, if it is less than 2 dB below the highest peak.
4. SAR results were scaled to the maximum allowed power to demonstrate compliance per FCC KDB Publication 447498 D01v06.
5. Per FCC KDB Publication 648474 D04v01r03, body worn SAR was evaluated without a headset connected to the device. Since the standalone reported SAR was ≤1.2 W/kg, no additional body worn SAR evaluations using a headset cable were required.
6. Per FCC KDB Publication 865664 D01v01r04, variability SAR tests were performed when the measured SAR results for a frequency band were greater than 0.8 W/kg.
7. Per FCC KDB Publication 447498 D01v06, if the reported (scaled) SAR measured at the middle channel or highest output power channel for each test configuration is ≤ 0.8 W/kg then testing at the other channels is not required for such test configuration(s). When the maximum output power variation across the required test channels is>1/2 dB, instead of the middle channel, the highest output power channel must be used

6.5 SAR Measurement Variability

In accordance with published RF Exposure KDB procedure 865664 D01 SAR measurement 100 MHz to 6 GHz v01r04. These additional measurements are repeated after the completion of all measurements requiring the same head or body tissue-equivalent medium in a frequency band. The test device should be returned to ambient conditions (normal room temperature) with the battery fully charged before it is re-mounted on the device holder for the repeated measurement(s) to minimize any unexpected variations in the repeated results.

1) Repeated measurement is not required when the original highest measured SAR is < 0.80 W/kg; steps 2) through 4) do not apply.
2) When the original highest measured SAR is ≥ 0.80 W/kg, repeat that measurement once.
3) Perform a second repeated measurement only if the ratio of largest to smallest SAR for the original and first repeated measurements is > 1.20 or when the original or repeated measurement is ≥ 1.45 W/kg (~ 10% from the 1-g SAR limit).
4) Perform a third repeated measurement only if the original, first or second repeated measurement is ≥1.5 W/kg and the ratio of largest to smallest SAR for the original, first and second repeated measurements is > 1.20.

Frequency band	Test Position	Mode	Ch.	Original 1g SAR (W/kg)	1st Repeated 1g SAR (W/kg)	Largest to Smallest SAR Ratio
GSM 850	Front	Voice	251	0.752	0.765	1.02
W B2	Front	RMC	9262	1.120	1.140	1.02
LTE B2	Front	QPSK	18700	1.210	1.220	1.01
LTE B4	Front	QPSK	20050	1.020	1.050	1.03
LTE B5	Front	QPSK	20060	0.799	0.812	1.02

LTE B25	Front	QPSK	26140	1.250	1.240	1.01

Note(s):

1. Second Repeated Measurement is not required since the ratio of the largest to smallest SAR for the original and first repeated measurement is not > 1.20.

6.6 Standalone SAR Test Exclusion Considerations and Estimated SAR

KDB 447498 D01v06 General RF Exposure Guidance v06, introduces a new formula for calculating the SAR to Peak Location Ratio (SPLSR) between pairs of simultaneously transmitting antennas:

$$SPLSR = (SAR_1 + SAR_2)^{1.5} / R_i$$

Where:

SAR_1 is the highest reported or estimated SAR for the first of a pair of simultaneous transmitting antennas, in a specific test operating mode and exposure condition

SAR_2 is the highest reported or estimated SAR for the second of a pair of simultaneous transmitting antennas, in the same test operating mode and exposure condition as the first

R_i is the separation distance between the pair of simultaneous transmitting antennas. When the SAR is measured, for both antennas in the pair, it is determined by the actual x, y and z coordinates in the 1-g SAR for each SAR peak location, based on the extrapolated and interpolated result in the zoom scan measurement, using the formula of $[(x_1-x_2)^2 + (y_1-y_2)^2 + (z_1-z_2)^2]$

A new threshold of 0.04 is also introduced in the draft KDB. Thus, in order for a pair of simultaneous transmitting antennas with the sum of 1-g SAR > 1.6 W/kg to qualify for exemption from Simultaneous Transmission SAR measurements, it has to satisfy the condition of:

$$(SAR_1 + SAR_2)^{1.5} / R_i < 0.04$$

6.7 Simultaneous Transmission SAR Considerations

Sum of the SAR for GSM + WLAN & Bluetooth

Condition	Simultaneous Transmission Scenario (W/Kg)				Max Σ 1-g SAR (W/Kg)	SPLSR (Yes/ No)
	GSM	WLAN DTS Band	WLAN UNII Band	Bluetooth		
Head	0.345	0.160	0.210	0.139	0.555	No
Body-Worn	0.832	0.133	0.110	0.042	0.965	No
Hotspot	0.584	0.133	0.110	0.042	0.717	No

Conclusion:

Simultaneous transmission SAR measurement (Volume Scan) is not required because the either sum of the 1-g SAR is < 1.6 W/kg or the SPLSR is < 0.04 for all circumstances that require SPLSR calculation.

Sum of the SAR for WCDMA + WLAN & Bluetooth

Condition	Simultaneous Transmission Scenario (W/Kg)				Max Σ 1-g SAR (W/Kg)	SPLSR (Yes/ No)
	WCDMA	WLAN DTS Band	WLAN UNII Band	Bluetooth		
Head	0.225	0.160	0.210	0.139	0.435	No
Body-Worn	1.251	0.133	0.110	0.042	1.384	No
Hotspot	1.251	0.133	0.110	0.042	1.384	No

Conclusion:

Simultaneous transmission SAR measurement (Volume Scan) is not required because the either sum of the 1-g SAR is < 1.6 W/kg or the SPLSR is < 0.04 for all circumstances that require SPLSR calculation.

Sum of the SAR for LTE + WLAN & Bluetooth

Condition	Simultaneous Transmission Scenario (W/Kg)				Max Σ 1-g SAR (W/Kg)	SPLSR (Yes/ No)
	LTE	WLAN DTS Band	WLAN UNII Band	Bluetooth		
Head	0.296	0.160	0.210	0.139	0.506	No
Body-Worn	1.361	0.133	0.110	0.042	1.494	No
Hotspot	1.361	0.133	0.110	0.042	1.494	No

Conclusion:

Simultaneous transmission SAR measurement (Volume Scan) is not required because the either sum of the 1-g SAR is < 1.6 W/kg or the SPLSR is < 0.04 for all circumstances that require SPLSR calculation.

7 Appendixes

7.1 Liquid depth



7.2 Sample and Set-up Photos

TDC600_2 Model



Front of the sample

Back of the sample

MobileMapper60_2 Model

Front of the sample

Back of the sample



Right Touch

Right Tilt

Left Touch



Left Tilt



Front- 10mm



Back - 10mm



Left - 10mm



Top- 10mm



Bottom - 10mm

T

7.3 System Verification Plots

System Validation for 750MHz Head _2021-02-23

Measurement Report for D750V2 SN1055, FRONT, D750, UID 0 -, Channel 50 (750.0MHz)

Device under Test Properties

Name, Manufacturer	Dimensions [mm]	IMEI	DUT Type
D750V2 SN1055,	180.0 x 100.0 x 330.0	/	Phone

Exposure Conditions

Phantom Section, TSL	Position, Test Distance [mm]	Band	Group, UID	Frequency [MHz], Channel Number	Conversion Factor	TSL Conductivity [S/m]	TSL Permittivity
Flat, HSL	FRONT, 15.00	D750	CW, 0--	750.0, 50	10.16	0.92	42.84

Hardware Setup

Phantom	TSL, Measured Date	Probe, Calibration Date	DAE, Calibration Date
Twin-SAM V8.0 (30deg probe tilt) - 1461	HBBL-600-10000 Charge:xxxx, --	EX3DV4 - SN7475, 2020-10-29	DAE4 Sn787, 2020-09-30

Scan Setup

	Area Scan	Zoom Scan
Grid Extents [mm]	140.0 x 220.0	30.0 x 30.0 x 30.0
Grid Steps [mm]	10.0 x 10.0	5.0 x 5.0 x 5.0
Sensor Surface [mm]	3.0	1.4
Surface Detection	VMS + 6p	VMS + 6p
Scan Method	Measured	Measured

Measurement Results

	Area Scan	Zoom Scan
psSAR1g [W/Kg]	2.09	2.10
psSAR10g [W/Kg]	1.39	1.35
Power Drift [dB]	-0.00	-0.00
M2/M1 [%]		17.5
Dist 3dB Peak [mm]		62.3

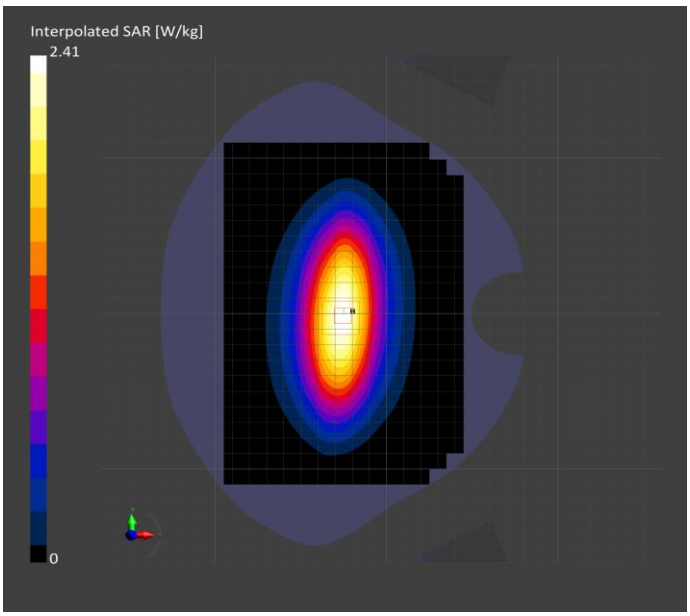

System Validation for 835MHz Head _2021-02-26

Measurement Report for D835V2 SN4d061, FRONT, D835, UID 0 -, Channel 50 (835.0MHz)

Device under Test Properties

Name, Manufacturer	Dimensions [mm]	IMEI	DUT Type
D835V2 SN4d061,	160.0 x 120.0 x 340.0	/	Phone

Exposure Conditions

Phantom Section, TSL	Position, Test Distance [mm]	Band	Group, UID	Frequency [MHz], Channel Number	Conversion Factor	TSL Conductivity [S/m]	TSL Permittivity
Flat, HSL	FRONT, 15.00	D835	CW, 0--	835.0, 50	9.79	0.92	42.04

Hardware Setup

Phantom	TSL, Measured Date	Probe, Calibration Date	DAE, Calibration Date
Twin-SAM V8.0 (30deg probe tilt) - 1461	HBBL-600-10000 Charge:xxxx, --	EX3DV4 - SN7475, 2020-10-29	DAE4 Sn787, 2020-09-30

Scan Setup

	Area Scan	Zoom Scan
Grid Extents [mm]	160.0 x 200.0	30.0 x 30.0 x 30.0
Grid Steps [mm]	10.0 x 10.0	5.0 x 5.0 x 5.0
Sensor Surface [mm]	3.0	1.4
Surface Detection	VMS + 6p	VMS + 6p
Scan Method	Measured	Measured

Measurement Results

	Area Scan	Zoom Scan
psSAR1g [W/Kg]	2.25	2.27
psSAR10g [W/Kg]	1.48	1.44
Power Drift [dB]	-0.06	-0.00
M2/M1 [%]		18.6
Dist 3dB Peak [mm]		61.8

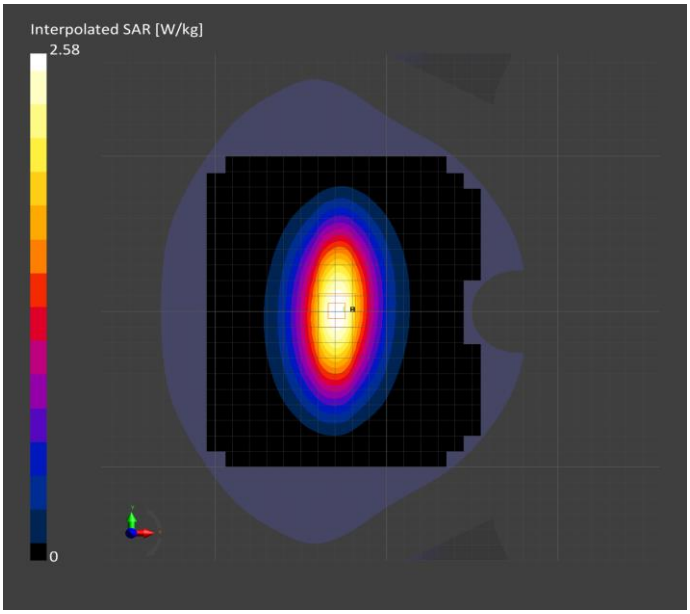

System Validation for 1800MHz Head _2021-02-24

Measurement Report for D1800V2 SN1d148, FRONT, D1800, UID 0 -, Channel 50 (1800.0MHz)

Device under Test Properties

Name, Manufacturer	Dimensions [mm]	IMEI	DUT Type
D1800V2 SN1d148,	100.0 x 74.0 x 300.0	/	Phone

Exposure Conditions

Phantom Section, TSL	Position, Test Distance [mm]	Band	Group, UID	Frequency [MHz], Channel Number	Conversion Factor	TSL Conductivity [S/m]	TSL Permittivity
Flat, HSL	FRONT, 10 mm	D1800	CW, 0--	1800.0, 50	8.45	1.38	41.09

Hardware Setup

Phantom	TSL, Measured Date	Probe, Calibration Date	DAE, Calibration Date
Twin-SAM V8.0 (30deg probe tilt) - 1461	HBBL-600-10000 Charge:xxxx, --	EX3DV4 - SN7475, 2020-10-29	DAE4 Sn787, 2020-09-30

Scan Setup

	Area Scan	Zoom Scan
Grid Extents [mm]	120.0 x 140.0	30.0 x 30.0 x 30.0
Grid Steps [mm]	10.0 x 10.0	5.0 x 5.0 x 5.0
Sensor Surface [mm]	3.0	1.4
Surface Detection	VMS + 6p	All points
Scan Method	Measured	Measured

Measurement Results

	Area Scan	Zoom Scan
psSAR1g [W/Kg]	9.12	9.17
psSAR10g [W/Kg]	4.83	4.73
Power Drift [dB]	-0.03	0.02
M2/M1 [%]		10.0
Dist 3dB Peak [mm]		51.6

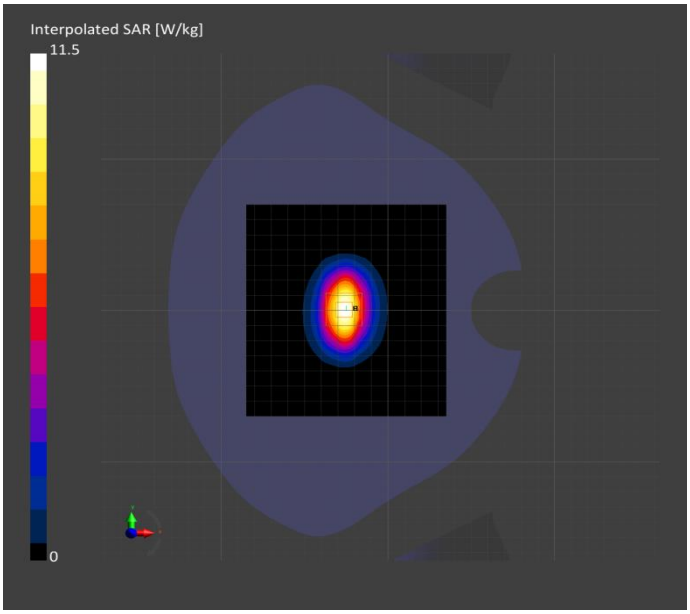

System Validation for 1900MHz Head _2021-02-27

Measurement Report for D1900V2 SN5d092, FRONT, D1900, UID 0 -, Channel 50 (1900.0MHz)

Device under Test Properties

Name, Manufacturer	Dimensions [mm]	IMEI	DUT Type
D1900V2 SN5d092,	100.0 x 68.0 x 300.0	/	Phone

Exposure Conditions

Phantom Section, TSL	Position, Test Distance [mm]	Band	Group, UID	Frequency [MHz], Channel Number	Conversion Factor	TSL Conductivity [S/m]	TSL Permittivity
Flat, HSL	FRONT, 10 mm	D1900	CW, 0--	1900.0, 50	8.07	1.43	41.31

Hardware Setup

Phantom	TSL, Measured Date	Probe, Calibration Date	DAE, Calibration Date
Twin-SAM V8.0 (30deg probe tilt) - 1461	HBBL-600-10000 Charge:xxxx, --	EX3DV4 - SN7475, 2020-10-29	DAE4 Sn787, 2020-09-30

Scan Setup

	Area Scan	Zoom Scan
Grid Extents [mm]	100.0 x 140.0	30.0 x 30.0 x 30.0
Grid Steps [mm]	10.0 x 10.0	5.0 x 5.0 x 5.0
Sensor Surface [mm]	3.0	1.4
Surface Detection	VMS + 6p	VMS + 6p
Scan Method	Measured	Measured

Measurement Results

	Area Scan	Zoom Scan
psSAR1g [W/Kg]	10.0	10.0
psSAR10g [W/Kg]	5.19	5.09
Power Drift [dB]	-0.01	0.00
M2/M1 [%]		9.0
Dist 3dB Peak [mm]		51.5

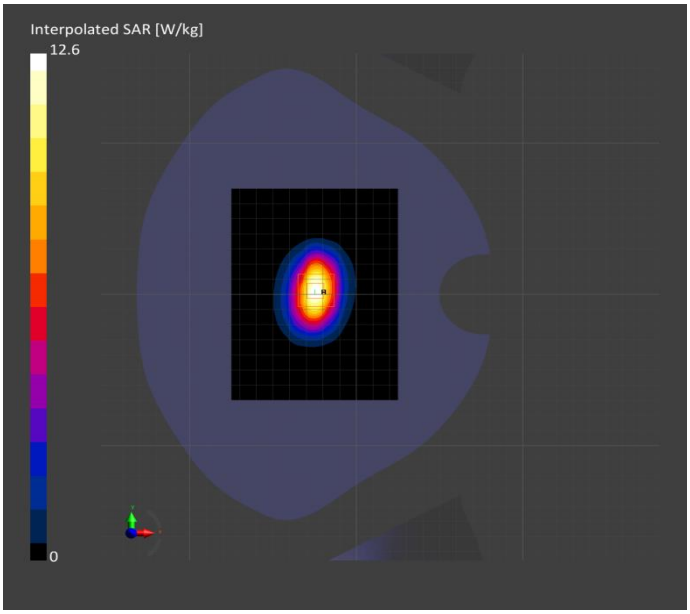

System Validation for 2450MHz Head _2021-03-02

Measurement Report for D2450V2 SN723, FRONT, D2450, UID 0 -, Channel 50 (2450.0MHz)

Device under Test Properties

Name, Manufacturer	Dimensions [mm]	IMEI	DUT Type
D2450V2 SN723,	100.0 x 52.0 x 290.0	/	Phone

Exposure Conditions

Phantom Section, TSL	Position, Test Distance [mm]	Band	Group, UID	Frequency [MHz], Channel Number	Conversion Factor	TSL Conductivity [S/m]	TSL Permittivity
Flat, HSL	FRONT, 10.00	D2450	CW, 0--	2450.0, 50	7.65	1.73	38.84

Hardware Setup

Phantom	TSL, Measured Date	Probe, Calibration Date	DAE, Calibration Date
Twin-SAM V8.0 (30deg probe tilt) - 1461	HBBL-600-10000 Charge:xxxx, --	EX3DV4 - SN7475, 2020-10-29	DAE4 Sn787, 2020-09-30

Scan Setup

	Area Scan	Zoom Scan
Grid Extents [mm]	100.0 x 140.0	30.0 x 30.0 x 30.0
Grid Steps [mm]	10.0 x 10.0	5.0 x 5.0 x 5.0
Sensor Surface [mm]	3.0	1.4
Surface Detection	VMS + 6p	VMS + 6p
Scan Method	Measured	Measured

Measurement Results

	Area Scan	Zoom Scan
psSAR1g [W/Kg]	12.6	12.5
psSAR10g [W/Kg]	5.85	5.73
Power Drift [dB]	-0.03	-0.01
M2/M1 [%]		9.0
Dist 3dB Peak [mm]		47.6

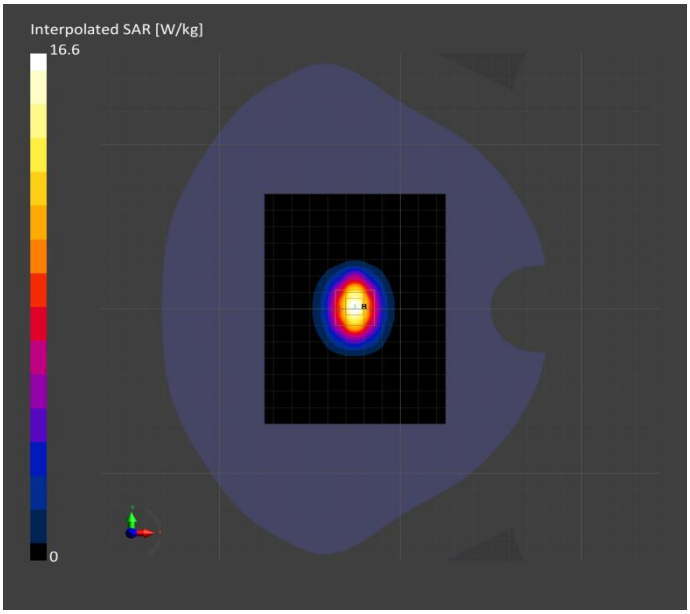

System Validation for 2600MHz Head _2021-03-04

Measurement Report for D2600V2 SN1142, FRONT, D2600, UID 0 -, Channel 50 (2600.0MHz)

Device under Test Properties

Name, Manufacturer	Dimensions [mm]	IMEI	DUT Type
D2600V2 SN1142,	100.0 x 50.0 x 290.0	/	Phone

Exposure Conditions

Phantom Section, TSL	Position, Test Distance [mm]	Band	Group, UID	Frequency [MHz], Channel Number	Conversion Factor	TSL Conductivity [S/m]	TSL Permittivity
Flat, HSL	FRONT, 10.00	D2600	CW, 0--	2600.0, 50	7.45	1.97	40.64

Hardware Setup

Phantom	TSL, Measured Date	Probe, Calibration Date	DAE, Calibration Date
Twin-SAM V8.0 (30deg probe tilt) - 1461	HBBL-600-10000 Charge:xxxx, --	EX3DV4 - SN7475, 2020-10-29	DAE4 Sn787, 2020-09-30

Scan Setup

	Area Scan	Zoom Scan
Grid Extents [mm]	80.0 x 140.0	30.0 x 30.0 x 30.0
Grid Steps [mm]	10.0 x 10.0	5.0 x 5.0 x 5.0
Sensor Surface [mm]	3.0	1.4
Surface Detection	VMS + 6p	VMS + 6p
Scan Method	Measured	Measured

Measurement Results

	Area Scan	Zoom Scan
psSAR1g [W/Kg]	13.9	13.8
psSAR10g [W/Kg]	6.48	6.17
Power Drift [dB]	-0.17	-0.00
M2/M1 [%]		9.0
Dist 3dB Peak [mm]		46.6

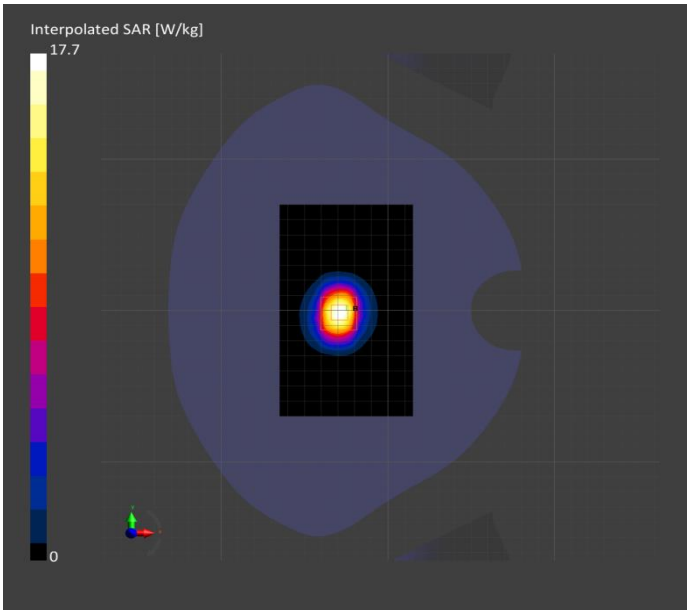

System Validation for 5200MHz Head _2021-03-04

Measurement Report for D5GHzV2 SN1061, FRONT, D5GHz, UID 0 -, Channel 20 (5200.0MHz)

Device under Test Properties

Name, Manufacturer	Dimensions [mm]	IMEI	DUT Type
D5GHzV2 SN1061,	80.0 x 20.0 x 300.0	/	Phone

Exposure Conditions

Phantom Section, TSL	Position, Test Distance [mm]	Band	Group, UID	Frequency [MHz], Channel Number	Conversion Factor	TSL Conductivity [S/m]	TSL Permittivity
Flat, HSL	FRONT, 10.00	D5GHz	CW, 0--	5200.0, 20	5.53	4.56	35.34

Hardware Setup

Phantom	TSL, Measured Date	Probe, Calibration Date	DAE, Calibration Date
Twin-SAM V8.0 (30deg probe tilt) - 1461	HBBL-600-10000 Charge:xxxx, --	EX3DV4 - SN7475, 2020-10-29	DAE4 Sn787, 2020-09-30

Scan Setup

	Area Scan	Zoom Scan
Grid Extents [mm]	60.0 x 120.0	22.0 x 22.0 x 22.0
Grid Steps [mm]	10.0 x 10.0	4.0 x 4.0 x 1.4
Sensor Surface [mm]	3.0	1.4
Surface Detection	VMS + 6p	VMS + 6p
Scan Method	Measured	Measured

Measurement Results

	Area Scan	Zoom Scan
psSAR1g [W/Kg]	6.91	7.40
psSAR10g [W/Kg]	2.00	2.12
Power Drift [dB]	0.00	0.02
M2/M1 [%]		7.2
Dist 3dB Peak [mm]		67.0

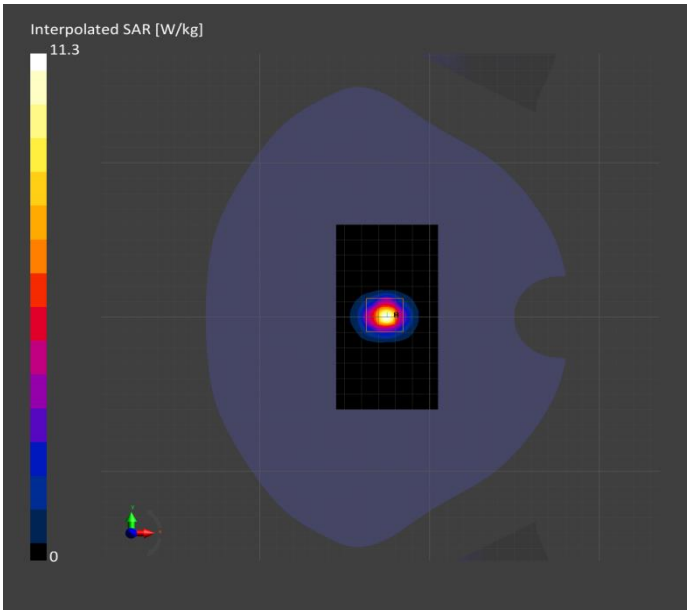

System Validation for 5800MHz Head _2021-03-04

Measurement Report for D5GHzV2 SN1061, FRONT, D5GHz, UID 0 -, Channel 80 (5800.0MHz)

Device under Test Properties

Name, Manufacturer	Dimensions [mm]	IMEI	DUT Type
D5GHzV2 SN1061,	80.0 x 20.0 x 300.0	/	Phone

Exposure Conditions

Phantom Section, TSL	Position, Test Distance [mm]	Band	Group, UID	Frequency [MHz], Channel Number	Conversion Factor	TSL Conductivity [S/m]	TSL Permittivity
Flat, HSL	FRONT, 10.00	D5GHz	CW, 0--	5800.0, 80	4.75	5.18	34.67

Hardware Setup

Phantom	TSL, Measured Date	Probe, Calibration Date	DAE, Calibration Date
Twin-SAM V8.0 (30deg probe tilt) - 1461	HBBL-600-10000 Charge:xxxx, --	EX3DV4 - SN7475, 2020-10-29	DAE4 Sn787, 2020-09-30

Scan Setup

	Area Scan	Zoom Scan
Grid Extents [mm]	60.0 x 120.0	22.0 x 22.0 x 22.0
Grid Steps [mm]	10.0 x 10.0	4.0 x 4.0 x 1.4
Sensor Surface [mm]	3.0	1.4
Surface Detection	VMS + 6p	VMS + 6p
Scan Method	Measured	Measured

Measurement Results

	Area Scan	Zoom Scan
psSAR1g [W/Kg]	7.39	7.90
psSAR10g [W/Kg]	2.11	2.23
Power Drift [dB]	-0.00	0.01
M2/M1 [%]		7.2
Dist 3dB Peak [mm]		63.4

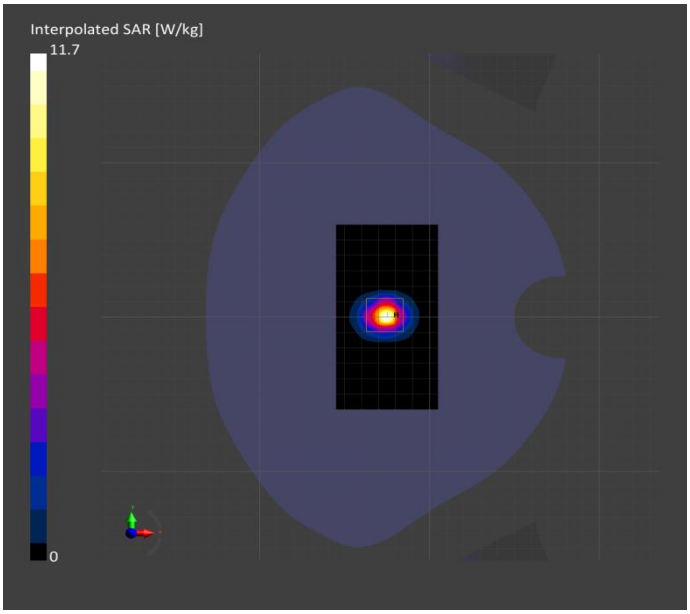

7.4 Highest SAR Test Plots

Meas.1 Measurement Report for TDC600_2, CHEEK, GSM 850, UID 10021 DAC, Channel 251 (848.8MHz)

Device under Test Properties

Name, Manufacturer	Dimensions [mm]	IMEI	DUT Type
TDC600_2,	195.0 x 91.0 x 17.0	354520880001853	Phone

Exposure Conditions

Phantom Section, TSL	Position, Test Distance [mm]	Band	Group, UID	Frequency [MHz], Channel Number	Conversion Factor	TSL Conductivity [S/m]	TSL Permittivity
LeftHead, HSL	CHEEK, 0.00	GSM 850	GSM, 10021-DAC	848.8, 251	9.79	0.93	42.64

Hardware Setup

Phantom	TSL, Measured Date	Probe, Calibration Date	DAE, Calibration Date
Twin-SAM V8.0 (30deg probe tilt) - 1461	HBBL-600-10000 Charge:xxxx, --	EX3DV4 - SN7475, 2020-10-29	DAE4 Sn787, 2020-09-30

Scan Setup

	Area Scan	Zoom Scan
Grid Extents [mm]	140.0 x 240.0	30.0 x 30.0 x 30.0
Grid Steps [mm]	10.0 x 10.0	5.0 x 5.0 x 5.0
Sensor Surface [mm]	3.0	1.4
Surface Detection	VMS + 6p	VMS + 6p
Scan Method	Measured	Measured

Measurement Results

	Area Scan	Zoom Scan
psSAR1g [W/Kg]	0.295	0.312
psSAR10g [W/Kg]	0.201	0.232
Power Drift [dB]	-0.08	-0.06
M2/M1 [%]		inf
Dist 3dB Peak [mm]		74.3

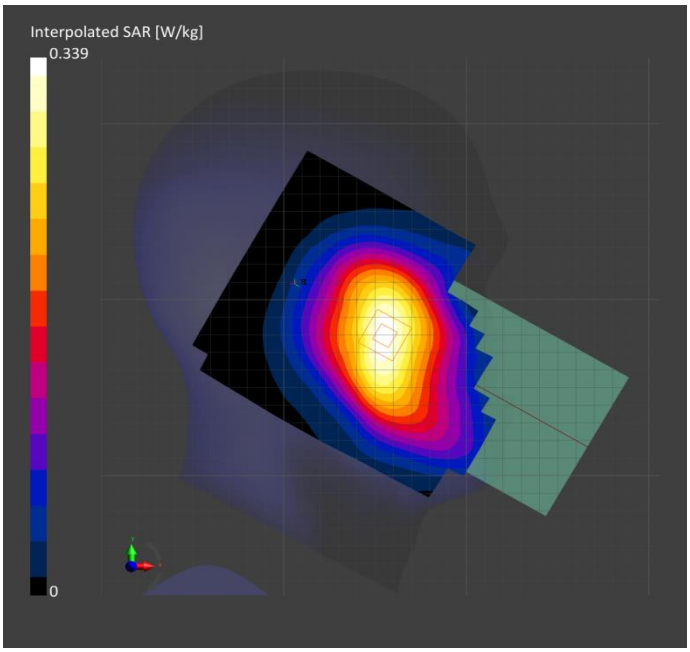

Meas.2 Measurement Report for TDC600_2, FRONT, GSM 850, UID 10021 DAC, Channel 251 (848.8MHz)

Device under Test Properties

Name, Manufacturer	Dimensions [mm]	IMEI	DUT Type
TDC600_2,	195.0 x 91.0 x 17.0	354520880001853	Phone

Exposure Conditions

Phantom Section, TSL	Position, Test Distance [mm]	Band	Group, UID	Frequency [MHz], Channel Number	Conversion Factor	TSL Conductivity [S/m]	TSL Permittivity
Flat, HSL	FRONT, 10.00	GSM 850	GSM, 10021-DAC	848.8, 251	9.79	0.93	42.64

Hardware Setup

Phantom	TSL, Measured Date	Probe, Calibration Date	DAE, Calibration Date
Twin-SAM V8.0 (30deg probe tilt) - 1461	HBBL-600-10000 Charge:xxxx, --	EX3DV4 - SN7475, 2020-10-29	DAE4 Sn787, 2020-09-30

Scan Setup

	Area Scan	Zoom Scan
Grid Extents [mm]	140.0 x 240.0	30.0 x 30.0 x 30.0
Grid Steps [mm]	10.0 x 10.0	5.0 x 5.0 x 5.0
Sensor Surface [mm]	3.0	1.4
Surface Detection	VMS + 6p	VMS + 6p
Scan Method	Measured	Measured

Measurement Results

	Area Scan	Zoom Scan
psSAR1g [W/Kg]	0.740	0.752
psSAR10g [W/Kg]	0.494	0.467
Power Drift [dB]	-0.06	-0.01
M2/M1 [%]		19.8
Dist 3dB Peak [mm]		60.2

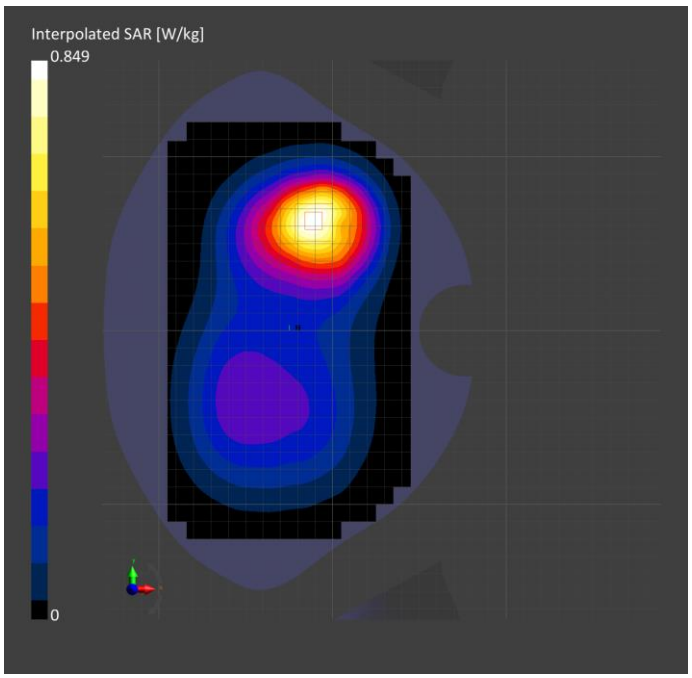

Meas.3 Measurement Report for TDC600_2, FRONT, GSM 850, UID 10024 DAC, Channel 128 (824.2MHz)

Device under Test Properties

Name, Manufacturer	Dimensions [mm]	IMEI	DUT Type
TDC600_2,	195.0 x 91.0 x 17.0	354520880001853	Phone

Exposure Conditions

Phantom Section, TSL	Position, Test Distance [mm]	Band	Group, UID	Frequency [MHz], Channel Number	Conversion Factor	TSL Conductivity [S/m]	TSL Permittivity
Flat, HSL	FRONT, 10.00	GSM 850	GSM, 10024-DAC	824.2, 128	9.79	0.88	42.38

Hardware Setup

Phantom	TSL, Measured Date	Probe, Calibration Date	DAE, Calibration Date
Twin-SAM V8.0 (30deg probe tilt) - 1461	HBBL-600-10000 Charge:xxxx, --	EX3DV4 - SN7475, 2020-10-29	DAE4 Sn787, 2020-09-30

Scan Setup

	Area Scan	Zoom Scan
Grid Extents [mm]	140.0 x 240.0	30.0 x 30.0 x 30.0
Grid Steps [mm]	10.0 x 10.0	5.0 x 5.0 x 5.0
Sensor Surface [mm]	3.0	1.4
Surface Detection	VMS + 6p	VMS + 6p
Scan Method	Measured	Measured

Measurement Results

	Area Scan	Zoom Scan
psSAR1g [W/Kg]	0.491	0.491
psSAR10g [W/Kg]	0.326	0.309
Power Drift [dB]	-0.00	-0.05
M2/M1 [%]		19.8
Dist 3dB Peak [mm]		61.0

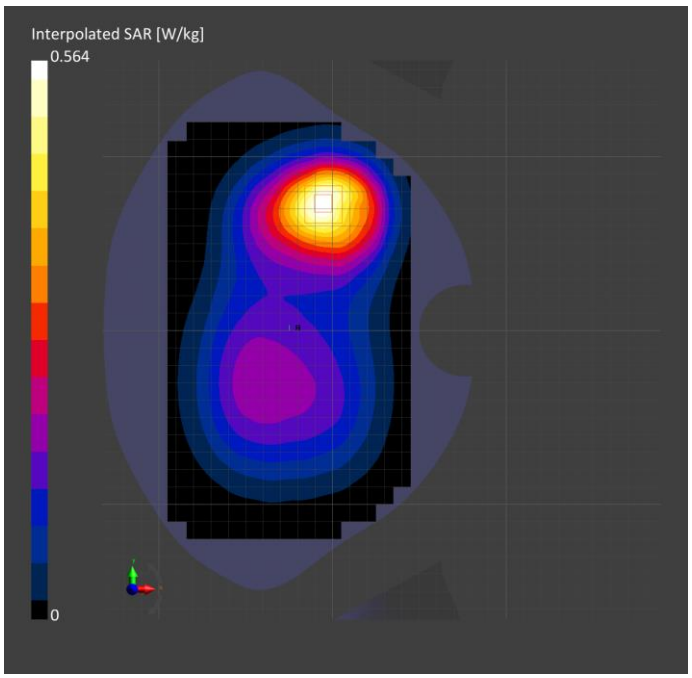

Meas.4 Measurement Report for TDC600_2, CHEEK, PCS 1900, UID 10021 DAC, Channel 512 (1850.2MHz)

Device under Test Properties

Name, Manufacturer	Dimensions [mm]	IMEI	DUT Type
TDC600_2,	195.0 x 91.0 x 17.0	354520880001853	Phone

Exposure Conditions

Phantom Section, TSL	Position, Test Distance [mm]	Band	Group, UID	Frequency [MHz], Channel Number	Conversion Factor	TSL Conductivity [S/m]	TSL Permittivity
LeftHead, HSL	CHEEK, 0.00	PCS 1900	GSM, 10021-DAC	1850.2, 512	8.07	1.38	41.22

Hardware Setup

Phantom	TSL, Measured Date	Probe, Calibration Date	DAE, Calibration Date
Twin-SAM V8.0 (30deg probe tilt) - 1461	HBBL-600-10000 Charge:xxxx, --	EX3DV4 - SN7475, 2020-10-29	DAE4 Sn787, 2020-09-30

Scan Setup

	Area Scan	Zoom Scan
Grid Extents [mm]	140.0 x 240.0	30.0 x 30.0 x 30.0
Grid Steps [mm]	10.0 x 10.0	5.0 x 5.0 x 5.0
Sensor Surface [mm]	3.0	1.4
Surface Detection	VMS + 6p	All points
Scan Method	Measured	Measured

Measurement Results

	Area Scan	Zoom Scan
psSAR1g [W/Kg]	0.138	0.144
psSAR10g [W/Kg]	0.079	0.087
Power Drift [dB]	-0.13	-0.15
M2/M1 [%]		11.7
Dist 3dB Peak [mm]		65.0

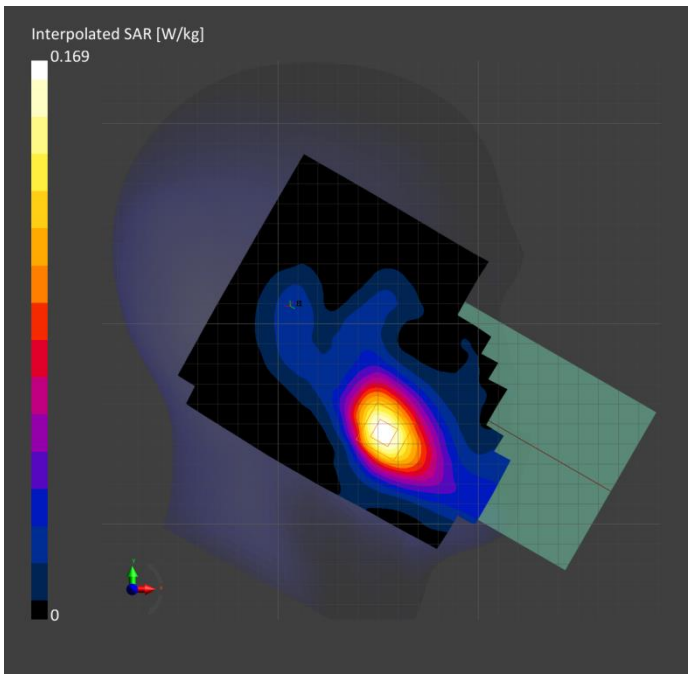

Meas.5 Measurement Report for TDC600_2, FRONT, PCS 1900, UID 10021 DAC, Channel 512 (1850.2MHz)

Device under Test Properties

Name, Manufacturer	Dimensions [mm]	IMEI	DUT Type
TDC600_2,	195.0 x 91.0 x 17.0	354520880001853	Phone

Exposure Conditions

Phantom Section, TSL	Position, Test Distance [mm]	Band	Group, UID	Frequency [MHz], Channel Number	Conversion Factor	TSL Conductivity [S/m]	TSL Permittivity
Flat, HSL	FRONT, 10.00	PCS 1900	GSM, 10021-DAC	1850.2, 512	8.07	1.38	41.22

Hardware Setup

Phantom	TSL, Measured Date	Probe, Calibration Date	DAE, Calibration Date
Twin-SAM V8.0 (30deg probe tilt) - 1461	HBBL-600-10000 Charge:xxxx, --	EX3DV4 - SN7475, 2020-10-29	DAE4 Sn787, 2020-09-30

Scan Setup

	Area Scan	Zoom Scan
Grid Extents [mm]	140.0 x 240.0	30.0 x 30.0 x 30.0
Grid Steps [mm]	10.0 x 10.0	5.0 x 5.0 x 5.0
Sensor Surface [mm]	3.0	1.4
Surface Detection	VMS + 6p	VMS + 6p
Scan Method	Measured	Measured

Measurement Results

	Area Scan	Zoom Scan
psSAR1g [W/Kg]	0.623	0.632
psSAR10g [W/Kg]	0.352	0.346
Power Drift [dB]	-0.13	-0.06
M2/M1 [%]		13.2
Dist 3dB Peak [mm]		56.0

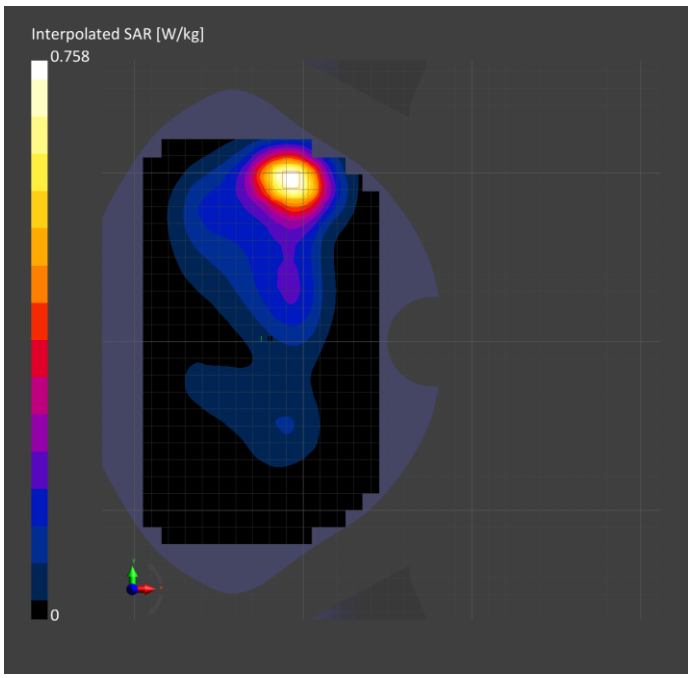

Meas.6 Measurement Report for TDC600_2, FRONT, PCS 1900, UID 10024 DAC, Channel 661 (1880.0MHz)

Device under Test Properties

Name, Manufacturer	Dimensions [mm]	IMEI	DUT Type
TDC600_2,	195.0 x 91.0 x 17.0	354520880001853	Phone

Exposure Conditions

Phantom Section, TSL	Position, Test Distance [mm]	Band	Group, UID	Frequency [MHz], Channel Number	Conversion Factor	TSL Conductivity [S/m]	TSL Permittivity
Flat, HSL	FRONT, 10.00	PCS 1900	GSM, 10024-DAC	1880.0, 661	8.07	1.42	41.09

Hardware Setup

Phantom	TSL, Measured Date	Probe, Calibration Date	DAE, Calibration Date
Twin-SAM V8.0 (30deg probe tilt) - 1461	HBBL-600-10000 Charge:xxxx, --	EX3DV4 - SN7475, 2020-10-29	DAE4 Sn787, 2020-09-30

Scan Setup

	Area Scan	Zoom Scan
Grid Extents [mm]	140.0 x 240.0	30.0 x 30.0 x 30.0
Grid Steps [mm]	10.0 x 10.0	5.0 x 5.0 x 5.0
Sensor Surface [mm]	3.0	1.4
Surface Detection	VMS + 6p	VMS + 6p
Scan Method	Measured	Measured

Measurement Results

	Area Scan	Zoom Scan
psSAR1g [W/Kg]	0.195	0.197
psSAR10g [W/Kg]	0.109	0.108
Power Drift [dB]	-0.07	-0.12
M2/M1 [%]		13.9
Dist 3dB Peak [mm]		56.3

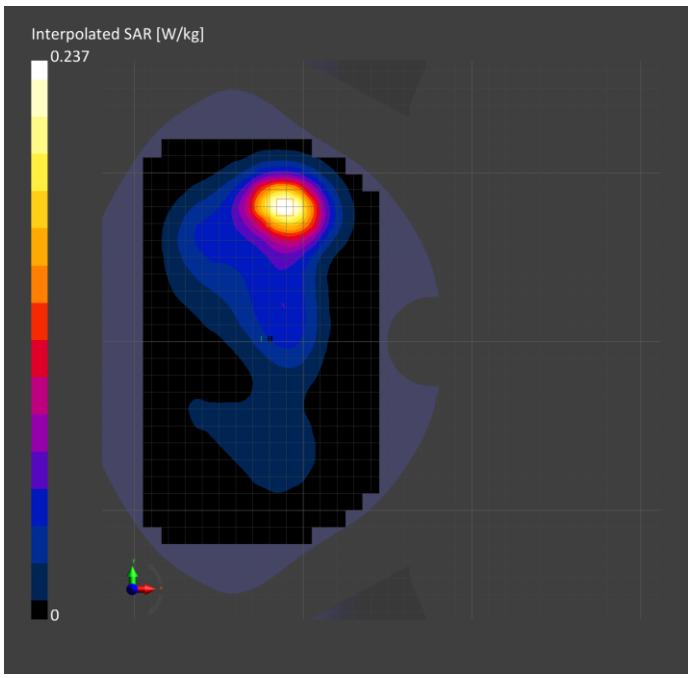

Meas.7 Measurement Report for TDC600_2, CHEEK, Band 2, UTRA/FDD, UID 10457 AAA, Channel 9538 (1907.6MHz)

Device under Test Properties

Name, Manufacturer	Dimensions [mm]	IMEI	DUT Type
TDC600_2,	195.0 x 91.0 x 17.0	354520880001853	Phone

Exposure Conditions

Phantom Section, TSL	Position, Test Distance [mm]	Band	Group, UID	Frequency [MHz], Channel Number	Conversion Factor	TSL Conductivity [S/m]	TSL Permittivity
LeftHead, HSL	CHEEK, 0.00	Band 2, UTRA/FDD	WCDMA, 10457-AAA	1907.6, 9538	8.07	1.45	40.82

Hardware Setup

Phantom	TSL, Measured Date	Probe, Calibration Date	DAE, Calibration Date
Twin-SAM V8.0 (30deg probe tilt) - 1461	HBBL-600-10000 Charge:xxxx, --	EX3DV4 - SN7475, 2020-10-29	DAE4 Sn787, 2020-09-30

Scan Setup

	Area Scan	Zoom Scan
Grid Extents [mm]	140.0 x 240.0	30.0 x 30.0 x 30.0
Grid Steps [mm]	10.0 x 10.0	5.0 x 5.0 x 5.0
Sensor Surface [mm]	3.0	1.4
Surface Detection	VMS + 6p	VMS + 6p
Scan Method	Measured	Measured

Measurement Results

	Area Scan	Zoom Scan
psSAR1g [W/Kg]	0.200	0.202
psSAR10g [W/Kg]	0.113	0.122
Power Drift [dB]	-0.19	-0.14
M2/M1 [%]		11.9
Dist 3dB Peak [mm]		67.1

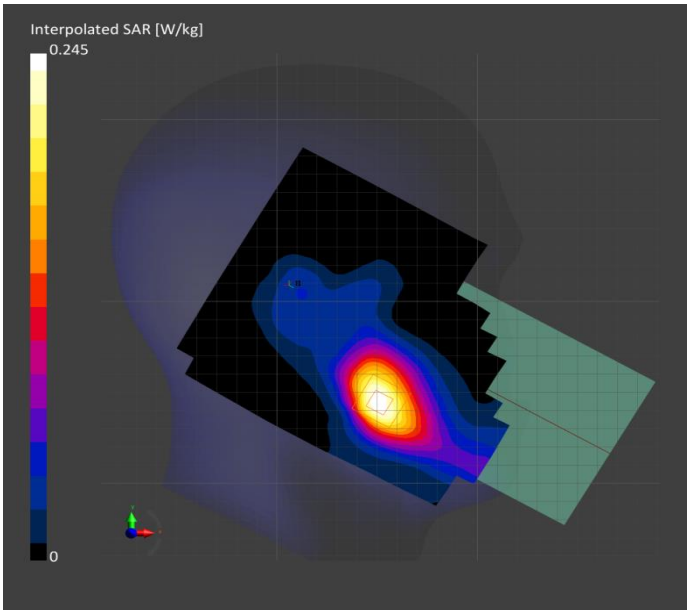

Meas.8 Measurement Report for TDC600_2, FRONT, Band 2, UTRA/FDD, UID 10011 CAB, Channel 9262 (1852.4MHz)

Device under Test Properties

Name, Manufacturer	Dimensions [mm]	IMEI	DUT Type
TDC600_2,	195.0 x 91.0 x 17.0	354520880001853	Phone

Exposure Conditions

Phantom Section, TSL	Position, Test Distance [mm]	Band	Group, UID	Frequency [MHz], Channel Number	Conversion Factor	TSL Conductivity [S/m]	TSL Permittivity
Flat, HSL	FRONT, 10.00	Band 2, UTRA/FDD	WCDMA, 10011-CAB	1852.4, 9262	8.07	1.43	41.27

Hardware Setup

Phantom	TSL, Measured Date	Probe, Calibration Date	DAE, Calibration Date
Twin-SAM V8.0 (30deg probe tilt) - 1461	HBBL-600-10000 Charge:xxxx, --	EX3DV4 - SN7475, 2020-10-29	DAE4 Sn787, 2020-09-30

Scan Setup

	Area Scan	Zoom Scan
Grid Extents [mm]	140.0 x 240.0	30.0 x 30.0 x 30.0
Grid Steps [mm]	10.0 x 10.0	5.0 x 5.0 x 5.0
Sensor Surface [mm]	3.0	1.4
Surface Detection	VMS + 6p	VMS + 6p
Scan Method	Measured	Measured

Measurement Results

	Area Scan	Zoom Scan
psSAR1g [W/Kg]	1.07	1.12
psSAR10g [W/Kg]	0.597	0.607
Power Drift [dB]	0.01	0.09
M2/M1 [%]		13.0
Dist 3dB Peak [mm]		55.1

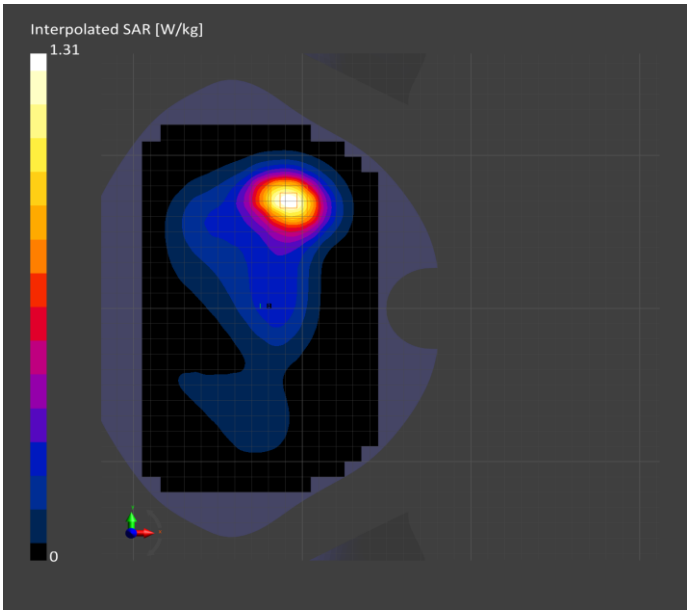

Meas.9 Measurement Report for TDC600_2, CHEEK, Band 5, UTRA/FDD, UID 10457 AAA, Channel 4183 (836.6MHz)

Device under Test Properties

Name, Manufacturer	Dimensions [mm]	IMEI	DUT Type
TDC600_2,	195.0 x 91.0 x 17.0	354520880001853	Phone

Exposure Conditions

Phantom Section, TSL	Position, Test Distance [mm]	Band	Group, UID	Frequency [MHz], Channel Number	Conversion Factor	TSL Conductivity [S/m]	TSL Permittivity
LeftHead, HSL	CHEEK, 0.00	Band 5, UTRA/FDD	WCDMA, 10457-AAA	836.6, 4183	9.79	0.93	42.11

Hardware Setup

Phantom	TSL, Measured Date	Probe, Calibration Date	DAE, Calibration Date
Twin-SAM V8.0 (30deg probe tilt) - 1461	HBBL-600-10000 Charge:xxxx, --	EX3DV4 - SN7475, 2020-10-29	DAE4 Sn787, 2020-09-30

Scan Setup

	Area Scan	Zoom Scan
Grid Extents [mm]	140.0 x 240.0	30.0 x 30.0 x 30.0
Grid Steps [mm]	10.0 x 10.0	5.0 x 5.0 x 5.0
Sensor Surface [mm]	3.0	1.4
Surface Detection	VMS + 6p	VMS + 6p
Scan Method	Measured	Measured

Measurement Results

	Area Scan	Zoom Scan
psSAR1g [W/Kg]	0.198	0.210
psSAR10g [W/Kg]	0.136	0.159
Power Drift [dB]	-0.03	-0.11
M2/M1 [%]		inf
Dist 3dB Peak [mm]		77.2

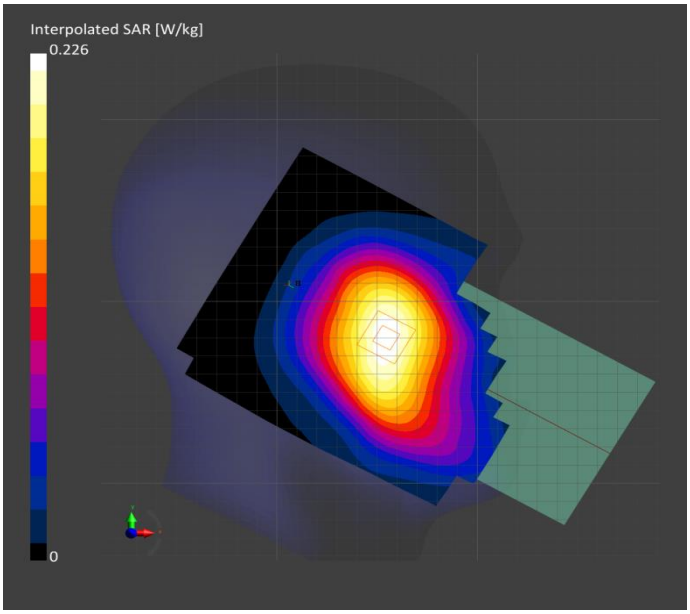

Meas.10 Measurement Report for TDC600_2, FRONT, Band 5, UTRA/FDD, UID 10457 AAA, Channel 4183 (836.6MHz)

Device under Test Properties

Name, Manufacturer	Dimensions [mm]	IMEI	DUT Type
TDC600_2,	195.0 x 91.0 x 17.0	354520880001853	Phone

Exposure Conditions

Phantom Section, TSL	Position, Test Distance [mm]	Band	Group, UID	Frequency [MHz], Channel Number	Conversion Factor	TSL Conductivity [S/m]	TSL Permittivity
Flat, HSL	FRONT, 10.00	Band 5, UTRA/FDD	WCDMA, 10457-AAA	836.6, 4183	9.79	0.93	42.11

Hardware Setup

Phantom	TSL, Measured Date	Probe, Calibration Date	DAE, Calibration Date
Twin-SAM V8.0 (30deg probe tilt) - 1461	HBBL-600-10000 Charge:xxxx, --	EX3DV4 - SN7475, 2020-10-29	DAE4 Sn787, 2020-09-30

Scan Setup

	Area Scan	Zoom Scan
Grid Extents [mm]	140.0 x 240.0	30.0 x 30.0 x 30.0
Grid Steps [mm]	10.0 x 10.0	5.0 x 5.0 x 5.0
Sensor Surface [mm]	3.0	1.4
Surface Detection	VMS + 6p	VMS + 6p
Scan Method	Measured	Measured

Measurement Results

	Area Scan	Zoom Scan
psSAR1g [W/Kg]	0.615	0.612
psSAR10g [W/Kg]	0.406	0.378
Power Drift [dB]	-0.08	-0.05
M2/M1 [%]		19.4
Dist 3dB Peak [mm]		58.6

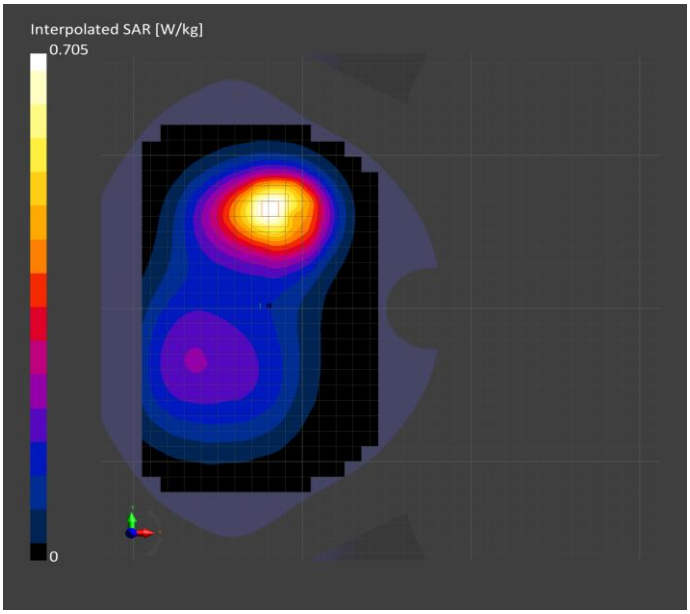

Meas.11 Measurement Report for TDC600_2, CHEEK, Band 2, E-UTRA/FDD, UID 10169 CAE, Channel 18900 (1880.0MHz)

Device under Test Properties

Name, Manufacturer	Dimensions [mm]	IMEI	DUT Type
TDC600_2,	195.0 x 91.0 x 17.0	354520880001853	Phone

Exposure Conditions

Phantom Section, TSL	Position, Test Distance [mm]	Band	Group, UID	Frequency [MHz], Channel Number	Conversion Factor	TSL Conductivity [S/m]	TSL Permittivity
LeftHead, HSL	CHEEK, 0.00	Band 2, E-UTRA/FDD	LTE-FDD, 10169-CAE	1880.0, 18900	8.07	1.42	41.09

Hardware Setup

Phantom	TSL, Measured Date	Probe, Calibration Date	DAE, Calibration Date
Twin-SAM V8.0 (30deg probe tilt) - 1461	HBBL-600-10000 Charge:xxxx, --	EX3DV4 - SN7475, 2020-10-29	DAE4 Sn787, 2020-09-30

Scan Setup

	Area Scan	Zoom Scan
Grid Extents [mm]	140.0 x 240.0	30.0 x 30.0 x 30.0
Grid Steps [mm]	10.0 x 10.0	5.0 x 5.0 x 5.0
Sensor Surface [mm]	3.0	1.4
Surface Detection	VMS + 6p	VMS + 6p
Scan Method	Measured	Measured

Measurement Results

	Area Scan	Zoom Scan
psSAR1g [W/Kg]	0.278	0.279
psSAR10g [W/Kg]	0.160	0.172
Power Drift [dB]	-0.12	0.20
M2/M1 [%]		11.9
Dist 3dB Peak [mm]		66.9

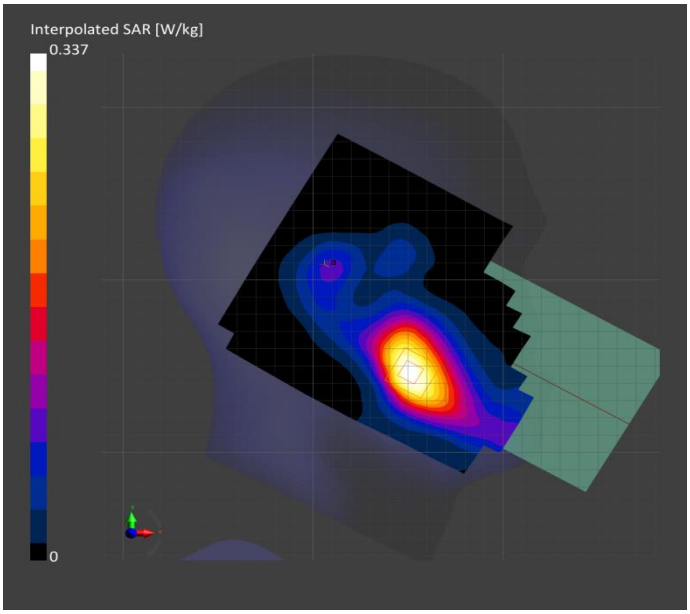

Meas.12 Measurement Report for TDC600_2, FRONT, Band 2, E-UTRA/FDD, UID 10169 CAE, Channel 18700 (1860.0MHz)

Device under Test Properties

Name, Manufacturer	Dimensions [mm]	IMEI	DUT Type
TDC600_2,	195.0 x 91.0 x 17.0	354520880001853	Phone

Exposure Conditions

Phantom Section, TSL	Position, Test Distance [mm]	Band	Group, UID	Frequency [MHz], Channel Number	Conversion Factor	TSL Conductivity [S/m]	TSL Permittivity
Flat, HSL	FRONT, 10.00	Band 2, E-UTRA/FDD	LTE-FDD, 10169-CAE	1860.0, 18700	8.07	1.43	41.16

Hardware Setup

Phantom	TSL, Measured Date	Probe, Calibration Date	DAE, Calibration Date
Twin-SAM V8.0 (30deg probe tilt) - 1461	HBBL-600-10000 Charge:xxxx, --	EX3DV4 - SN7475, 2020-10-29	DAE4 Sn787, 2020-09-30

Scan Setup

	Area Scan	Zoom Scan
Grid Extents [mm]	140.0 x 240.0	30.0 x 30.0 x 30.0
Grid Steps [mm]	10.0 x 10.0	5.0 x 5.0 x 5.0
Sensor Surface [mm]	3.0	1.4
Surface Detection	VMS + 6p	VMS + 6p
Scan Method	Measured	Measured

Measurement Results

	Area Scan	Zoom Scan
psSAR1g [W/Kg]	1.18	1.21
psSAR10g [W/Kg]	0.665	0.673
Power Drift [dB]	0.02	0.11
M2/M1 [%]		14.6
Dist 3dB Peak [mm]		56.3

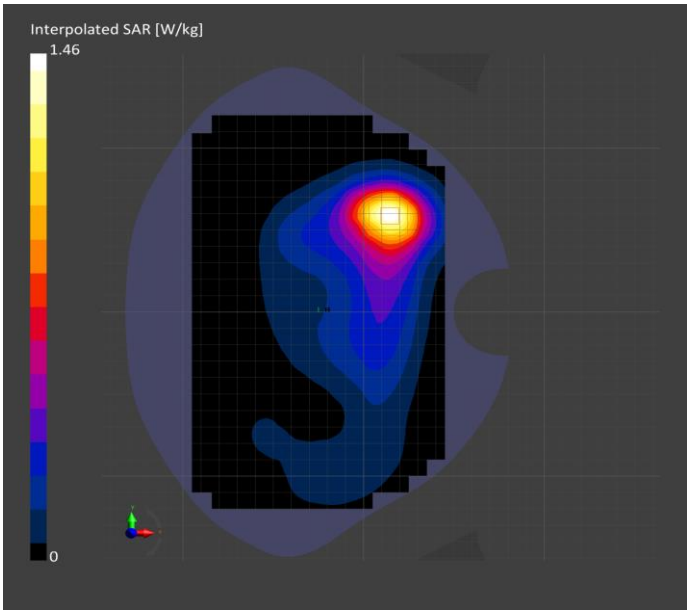

Meas.13 Measurement Report for TDC600_2, CHEEK, Band 4, E-UTRA/FDD, UID 10169 CAE, Channel 20175 (1732.5MHz)

Device under Test Properties

Name, Manufacturer	Dimensions [mm]	IMEI	DUT Type
TDC600_2,	195.0 x 91.0 x 17.0	354520880001853	Phone

Exposure Conditions

Phantom Section, TSL	Position, Test Distance [mm]	Band	Group, UID	Frequency [MHz], Channel Number	Conversion Factor	TSL Conductivity [S/m]	TSL Permittivity
LeftHead, HSL	CHEEK, 0.00	Band 4, E-UTRA/FDD	LTE-FDD, 10169-CAE	1732.5, 20175	8.45	1.38	40.92

Hardware Setup

Phantom	TSL, Measured Date	Probe, Calibration Date	DAE, Calibration Date
Twin-SAM V8.0 (30deg probe tilt) - 1461	HBBL-600-10000 Charge:xxxx, --	EX3DV4 - SN7475, 2020-10-29	DAE4 Sn787, 2020-09-30

Scan Setup

	Area Scan	Zoom Scan
Grid Extents [mm]	140.0 x 240.0	30.0 x 30.0 x 30.0
Grid Steps [mm]	10.0 x 10.0	5.0 x 5.0 x 5.0
Sensor Surface [mm]	3.0	1.4
Surface Detection	VMS + 6p	VMS + 6p
Scan Method	Measured	Measured

Measurement Results

	Area Scan	Zoom Scan
psSAR1g [W/Kg]	0.137	0.142
psSAR10g [W/Kg]	0.080	0.088
Power Drift [dB]	-0.53	0.06
M2/M1 [%]		13.4
Dist 3dB Peak [mm]		67.3

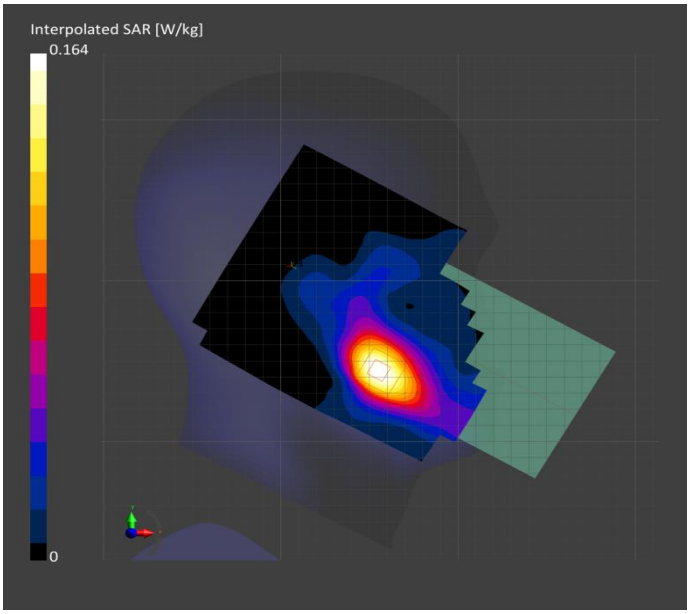

Meas.14 Measurement Report for TDC600_2, FRONT, Band 4, E-UTRA/FDD, UID 10169 CAE, Channel 20050 (1720.0MHz)

Device under Test Properties

Name, Manufacturer	Dimensions [mm]	IMEI	DUT Type
TDC600_2,	195.0 x 91.0 x 17.0	354520880001853	Phone

Exposure Conditions

Phantom Section, TSL	Position, Test Distance [mm]	Band	Group, UID	Frequency [MHz], Channel Number	Conversion Factor	TSL Conductivity [S/m]	TSL Permittivity
Flat, HSL	FRONT, 10.00	Band 4, E-UTRA/FDD	LTE-FDD, 10169-CAE	1720.0, 20050	8.45	1.41	41.59

Hardware Setup

Phantom	TSL, Measured Date	Probe, Calibration Date	DAE, Calibration Date
Twin-SAM V8.0 (30deg probe tilt) - 1461	HBBL-600-10000 Charge:xxxx, --	EX3DV4 - SN7475, 2020-10-29	DAE4 Sn787, 2020-09-30

Scan Setup

	Area Scan	Zoom Scan
Grid Extents [mm]	140.0 x 240.0	30.0 x 30.0 x 30.0
Grid Steps [mm]	10.0 x 10.0	5.0 x 5.0 x 5.0
Sensor Surface [mm]	3.0	1.4
Surface Detection	VMS + 6p	VMS + 6p
Scan Method	Measured	Measured

Measurement Results

	Area Scan	Zoom Scan
psSAR1g [W/Kg]	1.02	1.02
psSAR10g [W/Kg]	0.581	0.565
Power Drift [dB]	-0.03	-0.12
M2/M1 [%]		13.6
Dist 3dB Peak [mm]		56.1

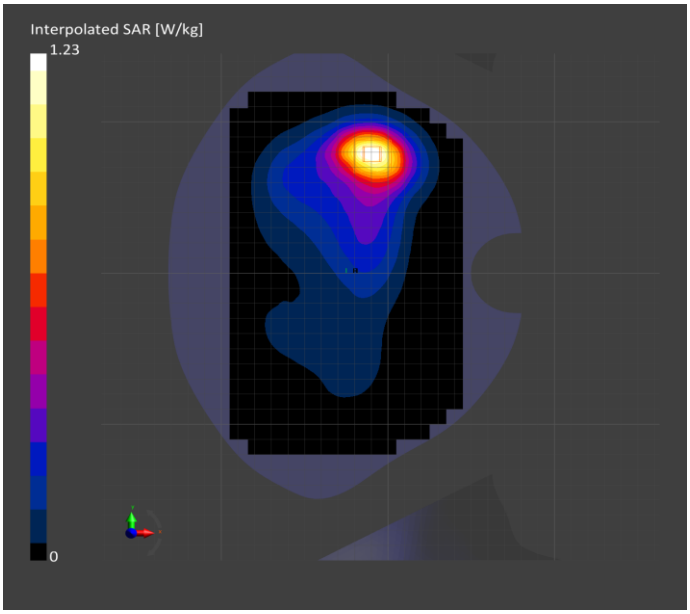

Meas.15 Measurement Report for TDC600_2, CHEEK, Band 5, E-UTRA/FDD, UID 10175 CAG, Channel 20525 (836.5MHz)

Device under Test Properties

Name, Manufacturer	Dimensions [mm]	IMEI	DUT Type
TDC600_2,	195.0 x 91.0 x 17.0	354520880001853	Phone

Exposure Conditions

Phantom Section, TSL	Position, Test Distance [mm]	Band	Group, UID	Frequency [MHz], Channel Number	Conversion Factor	TSL Conductivity [S/m]	TSL Permittivity
LeftHead, HSL	CHEEK, 0.00	Band 5, E-UTRA/FDD	LTE-FDD, 10175-CAG	836.5, 20525	9.79	0.93	42.05

Hardware Setup

Phantom	TSL, Measured Date	Probe, Calibration Date	DAE, Calibration Date
Twin-SAM V8.0 (30deg probe tilt) - 1461	HBBL-600-10000 Charge:xxxx, --	EX3DV4 - SN7475, 2020-10-29	DAE4 Sn787, 2020-09-30

Scan Setup

	Area Scan	Zoom Scan
Grid Extents [mm]	140.0 x 240.0	30.0 x 30.0 x 30.0
Grid Steps [mm]	10.0 x 10.0	5.0 x 5.0 x 5.0
Sensor Surface [mm]	3.0	1.4
Surface Detection	VMS + 6p	VMS + 6p
Scan Method	Measured	Measured

Measurement Results

	Area Scan	Zoom Scan
psSAR1g [W/Kg]	0.235	0.251
psSAR10g [W/Kg]	0.162	0.190
Power Drift [dB]	0.00	-0.10
M2/M1 [%]		inf
Dist 3dB Peak [mm]		76.5

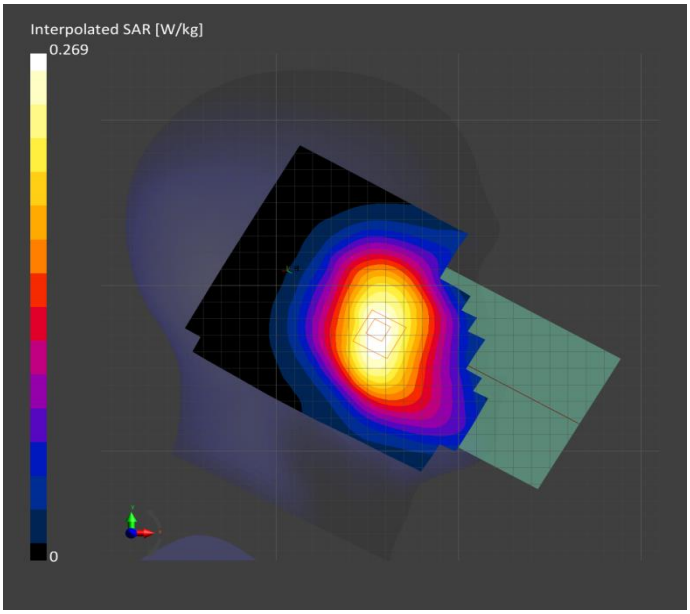

Meas.16 Measurement Report for TDC600_2, FRONT, Band 5, E-UTRA/FDD, UID 10175 CAG, Channel 20600 (844.0MHz)

Device under Test Properties

Name, Manufacturer	Dimensions [mm]	IMEI	DUT Type
TDC600_2,	195.0 x 91.0 x 17.0	354520880001853	Phone

Exposure Conditions

Phantom Section, TSL	Position, Test Distance [mm]	Band	Group, UID	Frequency [MHz], Channel Number	Conversion Factor	TSL Conductivity [S/m]	TSL Permittivity
Flat, HSL	FRONT, 10.00	Band 5, E-UTRA/FDD	LTE-FDD, 10175-CAG	844.0, 20600	9.79	0.94	42.60

Hardware Setup

Phantom	TSL, Measured Date	Probe, Calibration Date	DAE, Calibration Date
Twin-SAM V8.0 (30deg probe tilt) - 1461	HBBL-600-10000 Charge:xxxx, --	EX3DV4 - SN7475, 2020-10-29	DAE4 Sn787, 2020-09-30

Scan Setup

	Area Scan	Zoom Scan
Grid Extents [mm]	140.0 x 240.0	30.0 x 30.0 x 30.0
Grid Steps [mm]	10.0 x 10.0	5.0 x 5.0 x 5.0
Sensor Surface [mm]	3.0	1.4
Surface Detection	VMS + 6p	VMS + 6p
Scan Method	Measured	Measured

Measurement Results

	Area Scan	Zoom Scan
psSAR1g [W/Kg]	0.771	0.799
psSAR10g [W/Kg]	0.509	0.490
Power Drift [dB]	-0.15	-0.07
M2/M1 [%]		19.1
Dist 3dB Peak [mm]		57.9

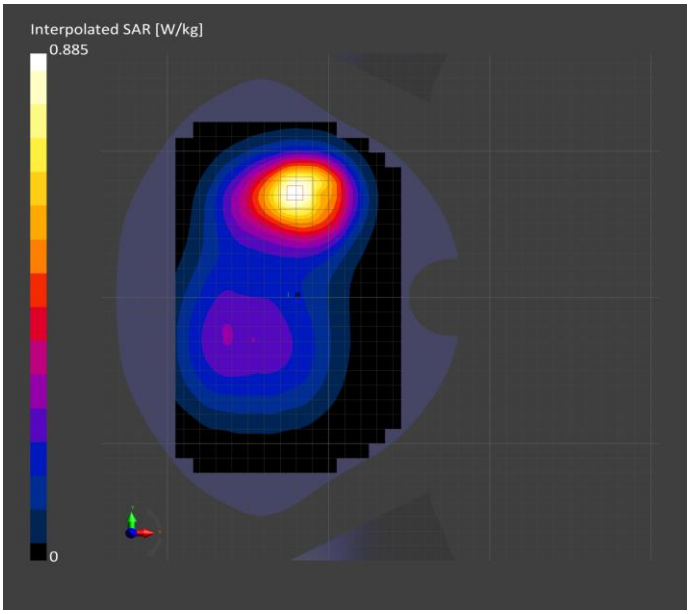

Meas.17 Measurement Report for TDC600_2, CHEEK, Band 7, E-UTRA/FDD, UID 10169 CAE, Channel 21350 (2560.0MHz)

Device under Test Properties

Name, Manufacturer	Dimensions [mm]	IMEI	DUT Type
TDC600_2,	195.0 x 91.0 x 17.0	354520880001853	Phone

Exposure Conditions

Phantom Section, TSL	Position, Test Distance [mm]	Band	Group, UID	Frequency [MHz], Channel Number	Conversion Factor	TSL Conductivity [S/m]	TSL Permittivity
LeftHead, HSL	CHEEK, 0.00	Band 7, E-UTRA/FDD	LTE-FDD, 10169-CAE	2560.0, 21350	7.45	1.95	40.66

Hardware Setup

Phantom	TSL, Measured Date	Probe, Calibration Date	DAE, Calibration Date
Twin-SAM V8.0 (30deg probe tilt) - 1461	HBBL-600-10000 Charge:xxxx, --	EX3DV4 - SN7475, 2020-10-29	DAE4 Sn787, 2020-09-30

Scan Setup

	Area Scan	Zoom Scan
Grid Extents [mm]	140.0 x 240.0	30.0 x 30.0 x 30.0
Grid Steps [mm]	10.0 x 10.0	5.0 x 5.0 x 5.0
Sensor Surface [mm]	3.0	1.4
Surface Detection	VMS + 6p	VMS + 6p
Scan Method	Measured	Measured

Measurement Results

	Area Scan	Zoom Scan
psSAR1g [W/Kg]	0.158	0.165
psSAR10g [W/Kg]	0.081	0.087
Power Drift [dB]	0.23	-0.04
M2/M1 [%]		10.5
Dist 3dB Peak [mm]		56.6

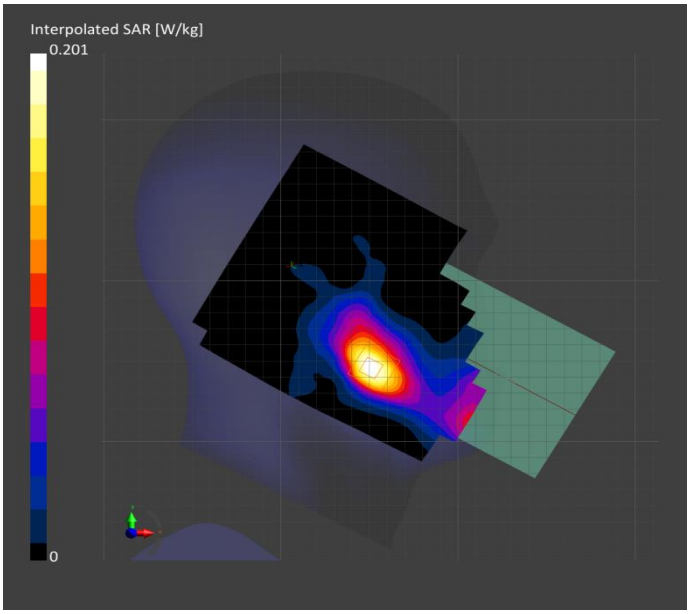

Meas.18 Measurement Report for TDC600_2, FRONT, Band 7, E-UTRA/FDD, UID 10169 CAE, Channel 21350 (2560.0MHz)

Device under Test Properties

Name, Manufacturer	Dimensions [mm]	IMEI	DUT Type
TDC600_2,	195.0 x 91.0 x 17.0	354520880001853	Phone

Exposure Conditions

Phantom Section, TSL	Position, Test Distance [mm]	Band	Group, UID	Frequency [MHz], Channel Number	Conversion Factor	TSL Conductivity [S/m]	TSL Permittivity
Flat, HSL	FRONT, 10.00	Band 7, E-UTRA/FDD	LTE-FDD, 10169-CAE	2560.0, 21350	7.45	1.95	40.66

Hardware Setup

Phantom	TSL, Measured Date	Probe, Calibration Date	DAE, Calibration Date
Twin-SAM V8.0 (30deg probe tilt) - 1461	HBBL-600-10000 Charge:xxxx, --	EX3DV4 - SN7475, 2020-10-29	DAE4 Sn787, 2020-09-30

Scan Setup

	Area Scan	Zoom Scan
Grid Extents [mm]	140.0 x 240.0	30.0 x 30.0 x 30.0
Grid Steps [mm]	10.0 x 10.0	5.0 x 5.0 x 5.0
Sensor Surface [mm]	3.0	1.4
Surface Detection	VMS + 6p	VMS + 6p
Scan Method	Measured	Measured

Measurement Results

	Area Scan	Zoom Scan
psSAR1g [W/Kg]	0.660	0.665
psSAR10g [W/Kg]	0.333	0.326
Power Drift [dB]	-0.06	-0.02
M2/M1 [%]		13.0
Dist 3dB Peak [mm]		49.4

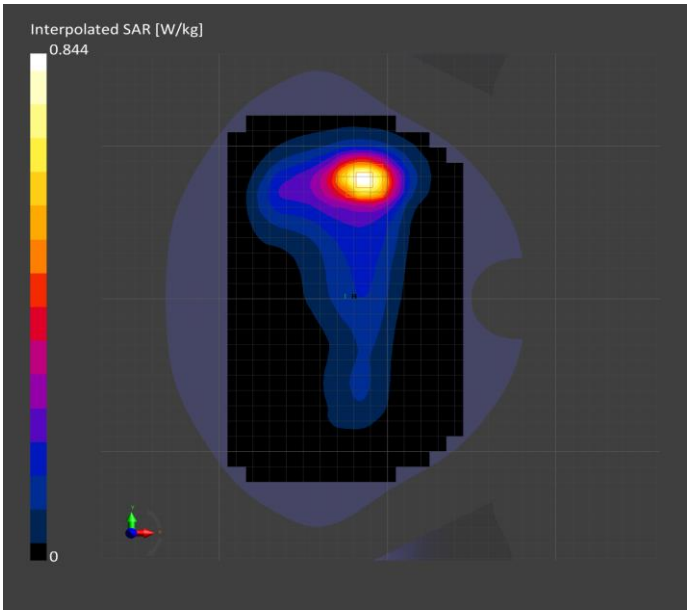

Meas.19 Measurement Report for TDC600_2, CHEEK, Band 12, E-UTRA/FDD, UID 10175 CAG, Channel 23095 (707.5MHz)

Device under Test Properties

Name, Manufacturer	Dimensions [mm]	IMEI	DUT Type
TDC600_2,	195.0 x 91.0 x 17.0	354520880001853	Phone

Exposure Conditions

Phantom Section, TSL	Position, Test Distance [mm]	Band	Group, UID	Frequency [MHz], Channel Number	Conversion Factor	TSL Conductivity [S/m]	TSL Permittivity
RightHead, HSL	CHEEK, 0.00	Band 12, E-UTRA/FDD	LTE-FDD, 10175-CAG	707.5, 23095	10.16	0.91	42.69

Hardware Setup

Phantom	TSL, Measured Date	Probe, Calibration Date	DAE, Calibration Date
Twin-SAM V8.0 (30deg probe tilt) - 1461	HBBL-600-10000 Charge:xxxx, --	EX3DV4 - SN7475, 2020-10-29	DAE4 Sn787, 2020-09-30

Scan Setup

	Area Scan	Zoom Scan
Grid Extents [mm]	140.0 x 240.0	30.0 x 30.0 x 30.0
Grid Steps [mm]	10.0 x 10.0	5.0 x 5.0 x 5.0
Sensor Surface [mm]	3.0	1.4
Surface Detection	VMS + 6p	VMS + 6p
Scan Method	Measured	Measured

Measurement Results

	Area Scan	Zoom Scan
psSAR1g [W/Kg]	0.145	0.150
psSAR10g [W/Kg]	0.101	0.111
Power Drift [dB]	-0.12	-0.15
M2/M1 [%]		inf
Dist 3dB Peak [mm]		75.0

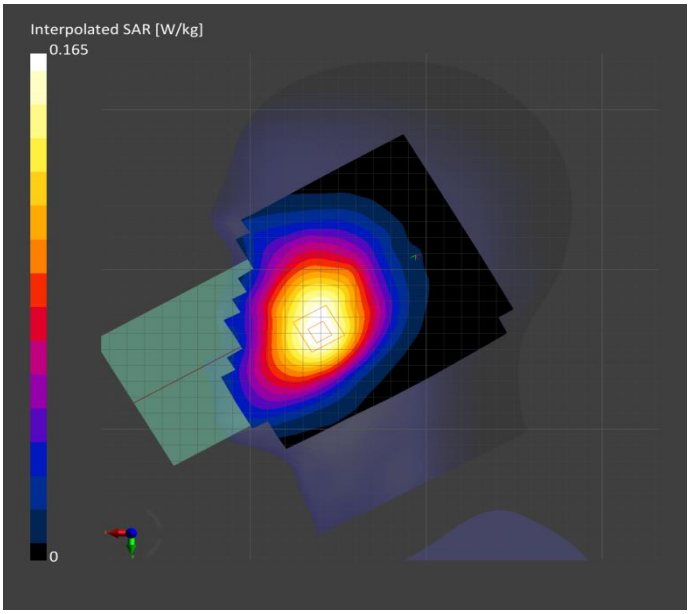

Meas.20 Measurement Report for TDC600_2, FRONT, Band 12, E-UTRA/FDD, UID 10175 CAG, Channel 23095 (707.5MHz)

Device under Test Properties

Name, Manufacturer	Dimensions [mm]	IMEI	DUT Type
TDC600_2,	195.0 x 91.0 x 17.0	354520880001853	Phone

Exposure Conditions

Phantom Section, TSL	Position, Test Distance [mm]	Band	Group, UID	Frequency [MHz], Channel Number	Conversion Factor	TSL Conductivity [S/m]	TSL Permittivity
Flat, HSL	FRONT, 10.00	Band 12, E-UTRA/FDD	LTE-FDD, 10175-CAG	707.5, 23095	10.16	0.91	42.69

Hardware Setup

Phantom	TSL, Measured Date	Probe, Calibration Date	DAE, Calibration Date
Twin-SAM V8.0 (30deg probe tilt) - 1461	HBBL-600-10000 Charge:xxxx, --	EX3DV4 - SN7475, 2020-10-29	DAE4 Sn787, 2020-09-30

Scan Setup

	Area Scan	Zoom Scan
Grid Extents [mm]	140.0 x 240.0	30.0 x 30.0 x 30.0
Grid Steps [mm]	10.0 x 10.0	5.0 x 5.0 x 5.0
Sensor Surface [mm]	3.0	1.4
Surface Detection	VMS + 6p	VMS + 6p
Scan Method	Measured	Measured

Measurement Results

	Area Scan	Zoom Scan
psSAR1g [W/Kg]	0.217	0.234
psSAR10g [W/Kg]	0.149	0.149
Power Drift [dB]	-0.02	0.01
M2/M1 [%]		21.3
Dist 3dB Peak [mm]		59.4

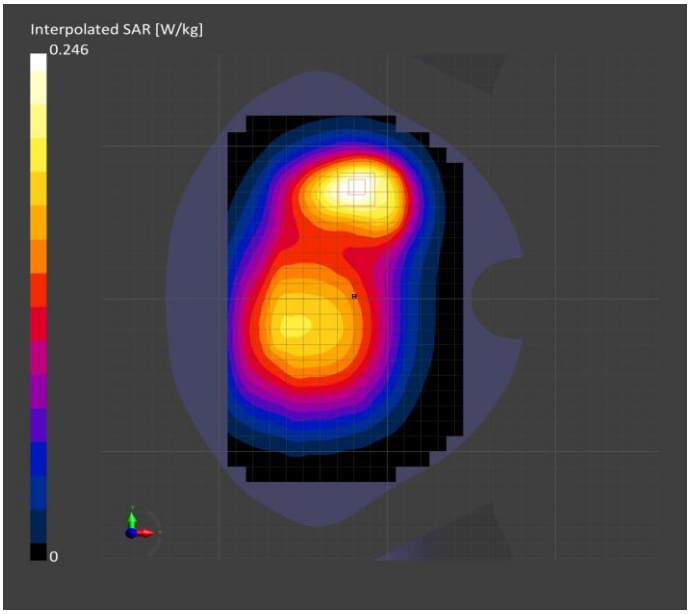

Meas.21 Measurement Report for TDC600_2, CHEEK, Band 13, E-UTRA/FDD, UID 10175 CAG, Channel 23230 (782.0MHz)

Device under Test Properties

Name, Manufacturer	Dimensions [mm]	IMEI	DUT Type
TDC600_2,	195.0 x 91.0 x 17.0	354520880001853	Phone

Exposure Conditions

Phantom Section, TSL	Position, Test Distance [mm]	Band	Group, UID	Frequency [MHz], Channel Number	Conversion Factor	TSL Conductivity [S/m]	TSL Permittivity
RightHead, HSL	CHEEK, 0.00	Band 13, E-UTRA/FDD	LTE-FDD, 10175-CAG	782.0, 23230	10.16	0.86	42.59

Hardware Setup

Phantom	TSL, Measured Date	Probe, Calibration Date	DAE, Calibration Date
Twin-SAM V8.0 (30deg probe tilt) - 1461	HBBL-600-10000 Charge:xxxx, --	EX3DV4 - SN7475, 2020-10-29	DAE4 Sn787, 2020-09-30

Scan Setup

	Area Scan	Zoom Scan
Grid Extents [mm]	140.0 x 240.0	30.0 x 30.0 x 30.0
Grid Steps [mm]	10.0 x 10.0	5.0 x 5.0 x 5.0
Sensor Surface [mm]	3.0	1.4
Surface Detection	VMS + 6p	VMS + 6p
Scan Method	Measured	Measured

Measurement Results

	Area Scan	Zoom Scan
psSAR1g [W/Kg]	0.173	0.184
psSAR10g [W/Kg]	0.120	0.138
Power Drift [dB]	-0.03	-0.03
M2/M1 [%]		inf
Dist 3dB Peak [mm]		75.1

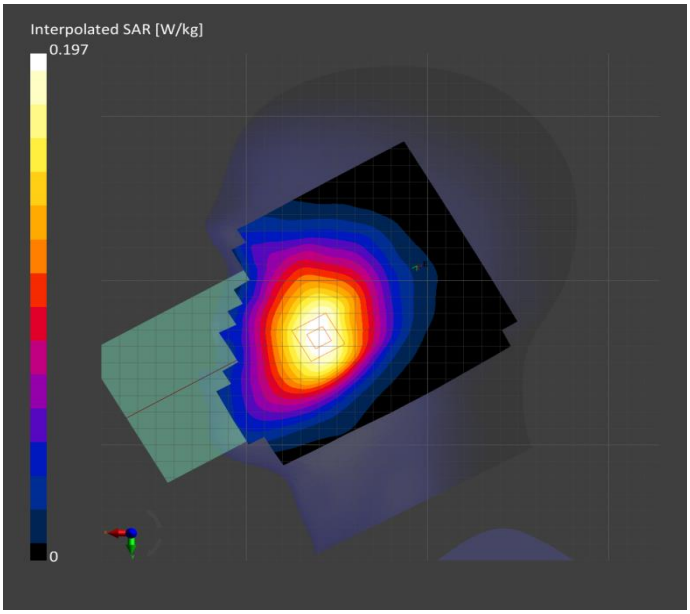

Meas.22 Measurement Report for TDC600_2, FRONT, Band 13, E-UTRA/FDD, UID 10175 CAG, Channel 23230 (782.0MHz)

Device under Test Properties

Name, Manufacturer	Dimensions [mm]	IMEI	DUT Type
TDC600_2,	195.0 x 91.0 x 17.0	354520880001853	Phone

Exposure Conditions

Phantom Section, TSL	Position, Test Distance [mm]	Band	Group, UID	Frequency [MHz], Channel Number	Conversion Factor	TSL Conductivity [S/m]	TSL Permittivity
Flat, HSL	FRONT, 10.00	Band 13, E-UTRA/FDD	LTE-FDD, 10175-CAG	782.0, 23230	10.16	0.86	42.59

Hardware Setup

Phantom	TSL, Measured Date	Probe, Calibration Date	DAE, Calibration Date
Twin-SAM V8.0 (30deg probe tilt) - 1461	HBBL-600-10000 Charge:xxxx, --	EX3DV4 - SN7475, 2020-10-29	DAE4 Sn787, 2020-09-30

Scan Setup

	Area Scan	Zoom Scan
Grid Extents [mm]	140.0 x 240.0	30.0 x 30.0 x 30.0
Grid Steps [mm]	10.0 x 10.0	5.0 x 5.0 x 5.0
Sensor Surface [mm]	3.0	1.4
Surface Detection	VMS + 6p	VMS + 6p
Scan Method	Measured	Measured

Measurement Results

	Area Scan	Zoom Scan
Date	2021-02-23, 16:39	2021-02-23, 16:46
psSAR1g [W/Kg]	0.343	0.341
psSAR10g [W/Kg]	0.231	0.217
Power Drift [dB]	0.03	-0.11
M2/M1 [%]		inf
Dist 3dB Peak [mm]		60.1

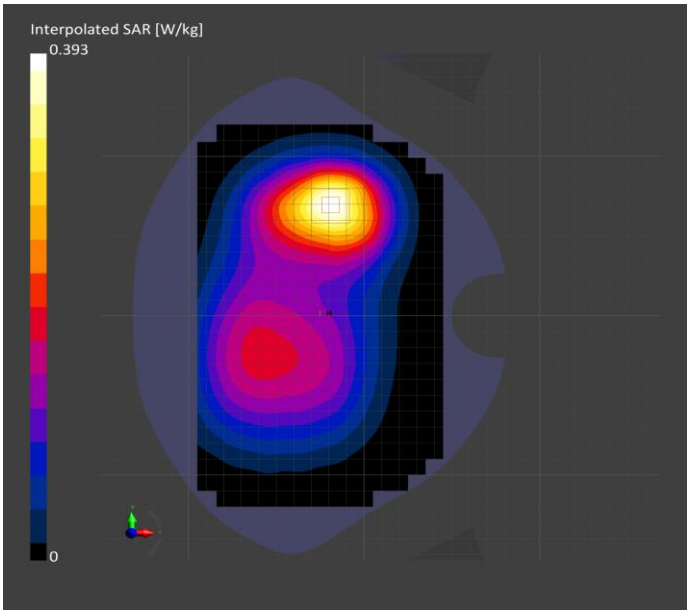

Meas.23 Measurement Report for TDC600_2, CHEEK, Band 17, E-UTRA/FDD, UID 10175 CAG, Channel 23790 (710.0MHz)

Device under Test Properties

Name, Manufacturer	Dimensions [mm]	IMEI	DUT Type
TDC600_2,	195.0 x 91.0 x 17.0	354520880001853	Phone

Exposure Conditions

Phantom Section, TSL	Position, Test Distance [mm]	Band	Group, UID	Frequency [MHz], Channel Number	Conversion Factor	TSL Conductivity [S/m]	TSL Permittivity
LeftHead, HSL	CHEEK, 0.00	Band 17, E-UTRA/FDD	LTE-FDD, 10175-CAG	710.0, 23790	10.16	0.91	42.69

Hardware Setup

Phantom	TSL, Measured Date	Probe, Calibration Date	DAE, Calibration Date
Twin-SAM V8.0 (30deg probe tilt) - 1461	HBBL-600-10000 Charge:xxxx, --	EX3DV4 - SN7475, 2020-10-29	DAE4 Sn787, 2020-09-30

Scan Setup

	Area Scan	Zoom Scan
Grid Extents [mm]	140.0 x 240.0	30.0 x 30.0 x 30.0
Grid Steps [mm]	10.0 x 10.0	5.0 x 5.0 x 5.0
Sensor Surface [mm]	3.0	1.4
Surface Detection	VMS + 6p	VMS + 6p
Scan Method	Measured	Measured

Measurement Results

	Area Scan	Zoom Scan
psSAR1g [W/Kg]	0.123	0.134
psSAR10g [W/Kg]	0.086	0.103
Power Drift [dB]	-0.24	-0.10
M2/M1 [%]		inf
Dist 3dB Peak [mm]		79.7

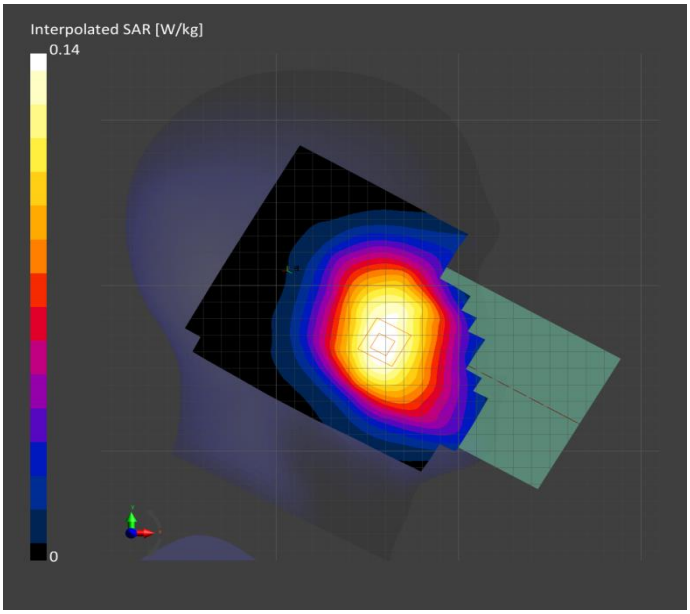

Meas.24 Measurement Report for TDC600_2, FRONT, Band 17, E-UTRA/FDD, UID 10175 CAG, Channel 23790 (710.0MHz)

Device under Test Properties

Name, Manufacturer	Dimensions [mm]	IMEI	DUT Type
TDC600_2,	195.0 x 91.0 x 17.0	354520880001853	Phone

Exposure Conditions

Phantom Section, TSL	Position, Test Distance [mm]	Band	Group, UID	Frequency [MHz], Channel Number	Conversion Factor	TSL Conductivity [S/m]	TSL Permittivity
Flat, HSL	FRONT, 10.00	Band 17, E-UTRA/FDD	LTE-FDD, 10175-CAG	710.0, 23790	10.16	0.91	42.69

Hardware Setup

Phantom	TSL, Measured Date	Probe, Calibration Date	DAE, Calibration Date
Twin-SAM V8.0 (30deg probe tilt) - 1461	HBBL-600-10000 Charge:xxxx, --	EX3DV4 - SN7475, 2020-10-29	DAE4 Sn787, 2020-09-30

Scan Setup

	Area Scan	Zoom Scan
Grid Extents [mm]	140.0 x 240.0	30.0 x 30.0 x 30.0
Grid Steps [mm]	10.0 x 10.0	5.0 x 5.0 x 5.0
Sensor Surface [mm]	3.0	1.4
Surface Detection	VMS + 6p	VMS + 6p
Scan Method	Measured	Measured

Measurement Results

	Area Scan	Zoom Scan
psSAR1g [W/Kg]	0.232	0.225
psSAR10g [W/Kg]	0.158	0.145
Power Drift [dB]	0.10	-0.00
M2/M1 [%]		22.0
Dist 3dB Peak [mm]		58.4

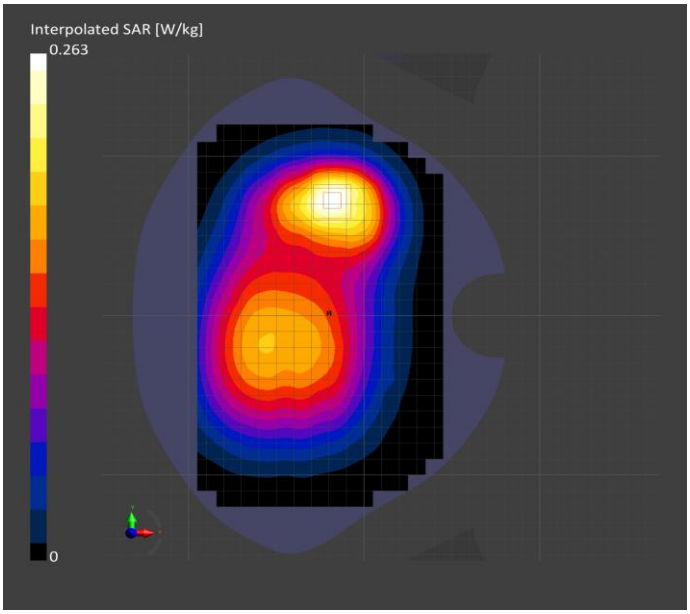

Meas.25 Measurement Report for TDC600_2, CHEEK, Band 25, E-UTRA/FDD, UID 10169 CAE, Channel 26140 (1860.0MHz)

Device under Test Properties

Name, Manufacturer	Dimensions [mm]	IMEI	DUT Type
TDC600_2,	195.0 x 91.0 x 17.0	354520880001853	Phone

Exposure Conditions

Phantom Section, TSL	Position, Test Distance [mm]	Band	Group, UID	Frequency [MHz], Channel Number	Conversion Factor	TSL Conductivity [S/m]	TSL Permittivity
LeftHead, HSL	CHEEK, 0.00	Band 25, E-UTRA/FDD	LTE-FDD, 10169-CAE	1860.0, 26140	8.07	1.43	41.16

Hardware Setup

Phantom	TSL, Measured Date	Probe, Calibration Date	DAE, Calibration Date
Twin-SAM V8.0 (30deg probe tilt) - 1461	HBBL-600-10000 Charge:xxxx, --	EX3DV4 - SN7475, 2020-10-29	DAE4 Sn787, 2020-09-30

Scan Setup

	Area Scan	Zoom Scan
Grid Extents [mm]	140.0 x 240.0	30.0 x 30.0 x 30.0
Grid Steps [mm]	10.0 x 10.0	5.0 x 5.0 x 5.0
Sensor Surface [mm]	3.0	1.4
Surface Detection	VMS + 6p	VMS + 6p
Scan Method	Measured	Measured

Measurement Results

	Area Scan	Zoom Scan
psSAR1g [W/Kg]	0.196	0.219
psSAR10g [W/Kg]	0.111	0.129
Power Drift [dB]	0.39	-0.10
M2/M1 [%]		12.1
Dist 3dB Peak [mm]		66.2

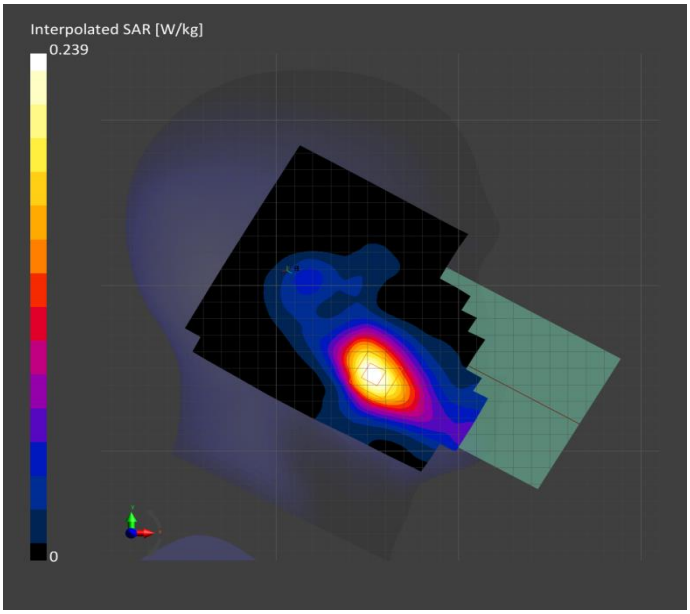

Meas.26 Measurement Report for TDC600_2, FRONT, Band 25, E-UTRA/FDD, UID 10169 CAE, Channel 26140 (1860.0MHz)

Device under Test Properties

Name, Manufacturer	Dimensions [mm]	IMEI	DUT Type
TDC600_2,	195.0 x 91.0 x 17.0	354520880001853	Phone

Exposure Conditions

Phantom Section, TSL	Position, Test Distance [mm]	Band	Group, UID	Frequency [MHz], Channel Number	Conversion Factor	TSL Conductivity [S/m]	TSL Permittivity
Flat, HSL	FRONT, 10.00	Band 25, E-UTRA/FDD	LTE-FDD, 10169-CAE	1860.0, 26140	8.07	1.43	41.16

Hardware Setup

Phantom	TSL, Measured Date	Probe, Calibration Date	DAE, Calibration Date
Twin-SAM V8.0 (30deg probe tilt) - 1461	HBBL-600-10000 Charge:xxxx, --	EX3DV4 - SN7475, 2020-10-29	DAE4 Sn787, 2020-09-30

Scan Setup

	Area Scan	Zoom Scan
Grid Extents [mm]	140.0 x 240.0	30.0 x 30.0 x 30.0
Grid Steps [mm]	10.0 x 10.0	5.0 x 5.0 x 5.0
Sensor Surface [mm]	3.0	1.4
Surface Detection	VMS + 6p	VMS + 6p
Scan Method	Measured	Measured

Measurement Results

	Area Scan	Zoom Scan
psSAR1g [W/Kg]	1.11	1.25
psSAR10g [W/Kg]	0.629	0.682
Power Drift [dB]	0.28	-0.08
M2/M1 [%]		13.6
Dist 3dB Peak [mm]		55.3

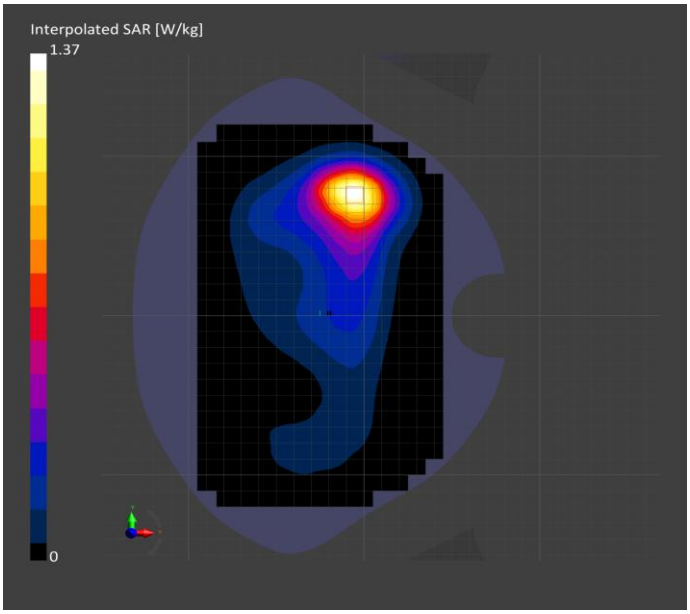

Meas.27 Measurement Report for TDC600_2, CHEEK, Band 41, E-UTRA/TDD, UID 10172 CAG, Channel 41490 (2680.0MHz)

Device under Test Properties

Name, Manufacturer	Dimensions [mm]	IMEI	DUT Type
TDC600_2,	195.0 x 91.0 x 17.0	354520880001853	Phone

Exposure Conditions

Phantom Section, TSL	Position, Test Distance [mm]	Band	Group, UID	Frequency [MHz], Channel Number	Conversion Factor	TSL Conductivity [S/m]	TSL Permittivity
LeftHead, HSL	CHEEK, 0.00	Band 41, E-UTRA/TDD	LTE-TDD, 10172-CAG	2680.0, 41490	7.45	2.03	40.41

Hardware Setup

Phantom	TSL, Measured Date	Probe, Calibration Date	DAE, Calibration Date
Twin-SAM V8.0 (30deg probe tilt) - 1461	HBBL-600-10000 Charge:xxxx, --	EX3DV4 - SN7475, 2020-10-29	DAE4 Sn787, 2020-09-30

Scan Setup

	Area Scan	Zoom Scan
Grid Extents [mm]	140.0 x 240.0	30.0 x 30.0 x 30.0
Grid Steps [mm]	10.0 x 10.0	5.0 x 5.0 x 5.0
Sensor Surface [mm]	3.0	1.4
Surface Detection	VMS + 6p	VMS + 6p
Scan Method	Measured	Measured

Measurement Results

	Area Scan	Zoom Scan
psSAR1g [W/Kg]	0.079	0.079
psSAR10g [W/Kg]	0.039	0.040
Power Drift [dB]	-1.57	-0.19
M2/M1 [%]		-inf
Dist 3dB Peak [mm]		-368.0

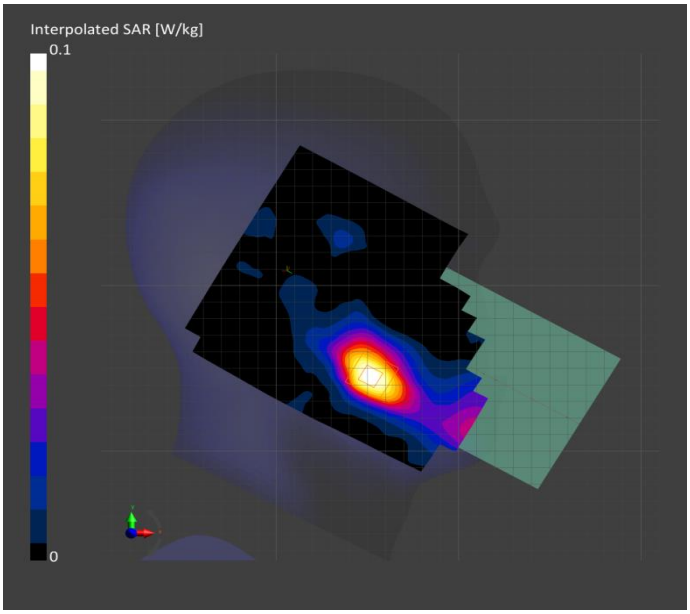

Meas.28 Measurement Report for TDC600_2, FRONT, Band 41, E-UTRA/TDD, UID 10172 CAG, Channel 41490 (2680.0MHz)

Device under Test Properties

Name, Manufacturer	Dimensions [mm]	IMEI	DUT Type
TDC600_2,	195.0 x 91.0 x 17.0	354520880001853	Phone

Exposure Conditions

Phantom Section, TSL	Position, Test Distance [mm]	Band	Group, UID	Frequency [MHz], Channel Number	Conversion Factor	TSL Conductivity [S/m]	TSL Permittivity
Flat, HSL	FRONT, 10.00	Band 41, E-UTRA/TDD	LTE-TDD, 10172-CAG	2680.0, 41490	7.45	2.03	40.41

Hardware Setup

Phantom	TSL, Measured Date	Probe, Calibration Date	DAE, Calibration Date
Twin-SAM V8.0 (30deg probe tilt) - 1461	HBBL-600-10000 Charge:xxxx, --	EX3DV4 - SN7475, 2020-10-29	DAE4 Sn787, 2020-09-30

Scan Setup

	Area Scan	Zoom Scan
Grid Extents [mm]	140.0 x 240.0	30.0 x 30.0 x 30.0
Grid Steps [mm]	10.0 x 10.0	5.0 x 5.0 x 5.0
Sensor Surface [mm]	3.0	1.4
Surface Detection	VMS + 6p	VMS + 6p
Scan Method	Measured	Measured

Measurement Results

	Area Scan	Zoom Scan
psSAR1g [W/Kg]	0.372	0.356
psSAR10g [W/Kg]	0.186	0.171
Power Drift [dB]	-0.42	-0.13
M2/M1 [%]		12.0
Dist 3dB Peak [mm]		47.7

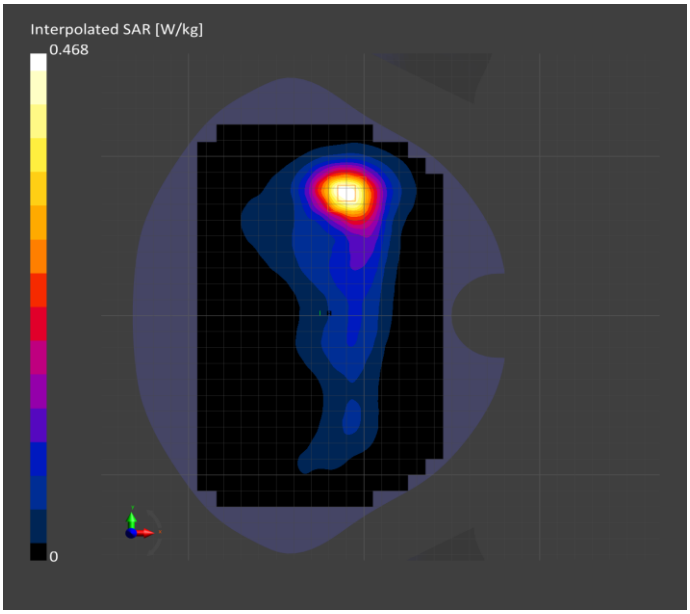

Meas.29 Measurement Report for TDC600_2, CHEEK, WLAN 2.4GHz, UID 10516 AAA, Channel 1 (2412.0MHz)

Device under Test Properties

Name, Manufacturer	Dimensions [mm]	IMEI	DUT Type
TDC600_2,	195.0 x 91.0 x 17.0	354520880001853	Phone

Exposure Conditions

Phantom Section, TSL	Position, Test Distance [mm]	Band	Group, UID	Frequency [MHz], Channel Number	Conversion Factor	TSL Conductivity [S/m]	TSL Permittivity
RightHead, HSL	CHEEK, 0.00	WLAN 2.4GHz	WLAN, 10516-AAA	2412.0, 1	7.65	1.72	38.85

Hardware Setup

Phantom	TSL, Measured Date	Probe, Calibration Date	DAE, Calibration Date
Twin-SAM V8.0 (30deg probe tilt) - 1461	HBBL-600-10000 Charge:xxxx, --	EX3DV4 - SN7475, 2020-10-29	DAE4 Sn787, 2020-09-30

Scan Setup

	Area Scan	Zoom Scan
Grid Extents [mm]	140.0 x 240.0	30.0 x 30.0 x 30.0
Grid Steps [mm]	10.0 x 10.0	5.0 x 5.0 x 5.0
Sensor Surface [mm]	3.0	1.4
Surface Detection	VMS + 6p	VMS + 6p
Scan Method	Measured	Measured

Measurement Results

	Area Scan	Zoom Scan
psSAR1g [W/Kg]	0.142	0.148
psSAR10g [W/Kg]	0.073	0.080
Power Drift [dB]	-0.14	0.17
M2/M1 [%]		10.1
Dist 3dB Peak [mm]		51.5

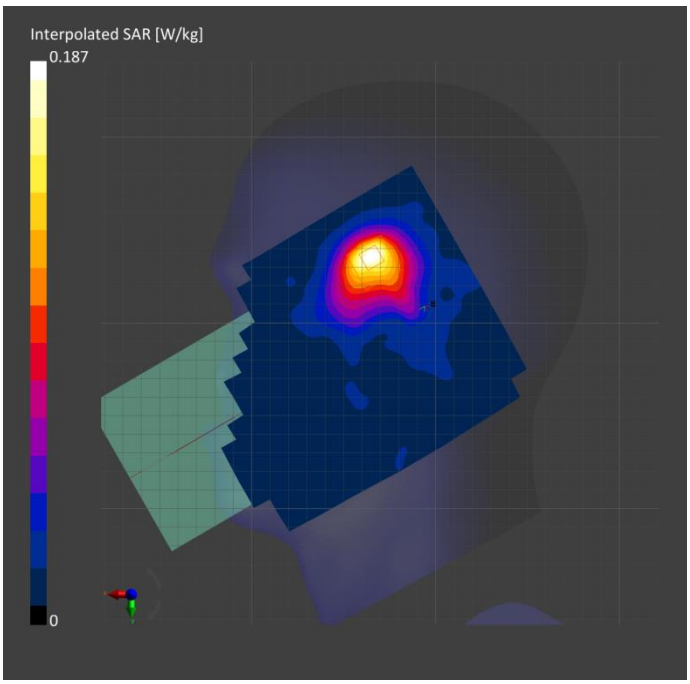

Meas.30 Measurement Report for TDC600_2, FRONT, WLAN 2.4GHz, UID 10516 AAA, Channel 1 (2412.0MHz)

Device under Test Properties

Name, Manufacturer	Dimensions [mm]	IMEI	DUT Type
TDC600_2,	195.0 x 91.0 x 17.0	354520880001853	Phone

Exposure Conditions

Phantom Section, TSL	Position, Test Distance [mm]	Band	Group, UID	Frequency [MHz], Channel Number	Conversion Factor	TSL Conductivity [S/m]	TSL Permittivity
Flat, HSL	FRONT, 10.00	WLAN 2.4GHz	WLAN, 10516-AAA	2412.0, 1	7.65	1.72	38.85

Hardware Setup

Phantom	TSL, Measured Date	Probe, Calibration Date	DAE, Calibration Date
Twin-SAM V8.0 (30deg probe tilt) - 1461	HBBL-600-10000 Charge:xxxx, --	EX3DV4 - SN7475, 2020-10-29	DAE4 Sn787, 2020-09-30

Scan Setup

	Area Scan	Zoom Scan
Grid Extents [mm]	140.0 x 240.0	30.0 x 30.0 x 30.0
Grid Steps [mm]	10.0 x 10.0	5.0 x 5.0 x 5.0
Sensor Surface [mm]	3.0	1.4
Surface Detection	VMS + 6p	VMS + 6p
Scan Method	Measured	Measured

Measurement Results

	Area Scan	Zoom Scan
psSAR1g [W/Kg]	0.118	0.123
psSAR10g [W/Kg]	0.067	0.071
Power Drift [dB]	0.13	-0.09
M2/M1 [%]		13.6
Dist 3dB Peak [mm]		53.1

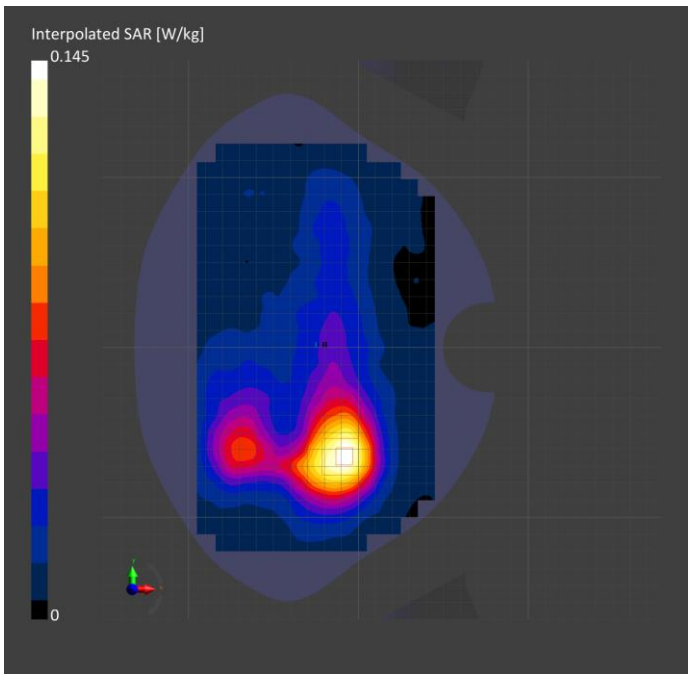

Meas.31 Measurement Report for TDC600_2, CHEEK, WLAN 5GHz, UID 10525 AAB, Channel 36 (5180.0MHz)

Device under Test Properties

Name, Manufacturer	Dimensions [mm]	IMEI	DUT Type
TDC600_2,	195.0 x 91.0 x 17.0	354520880001853	Phone

Exposure Conditions

Phantom Section, TSL	Position, Test Distance [mm]	Band	Group, UID	Frequency [MHz], Channel Number	Conversion Factor	TSL Conductivity [S/m]	TSL Permittivity
RightHead, HSL	CHEEK, 0.00	WLAN 5GHz	WLAN, 10525-AAB	5180.0, 36	5.53	4.52	35.30

Hardware Setup

Phantom	TSL, Measured Date	Probe, Calibration Date	DAE, Calibration Date
Twin-SAM V8.0 (30deg probe tilt) - 1461	HBBL-600-10000 Charge:xxxx, --	EX3DV4 - SN7475, 2020-10-29	DAE4 Sn787, 2020-09-30

Scan Setup

	Area Scan	Zoom Scan
Grid Extents [mm]	140.0 x 240.0	22.0 x 22.0 x 22.0
Grid Steps [mm]	10.0 x 10.0	4.0 x 4.0 x 1.4
Sensor Surface [mm]	3.0	1.4
Surface Detection	VMS + 6p	VMS + 6p
Scan Method	Measured	Measured

Measurement Results

	Area Scan	Zoom Scan
psSAR1g [W/Kg]	0.185	0.193
psSAR10g [W/Kg]	0.063	0.064
Power Drift [dB]	-0.82	0.1
M2/M1 [%]		6.7
Dist 3dB Peak [mm]		66.4

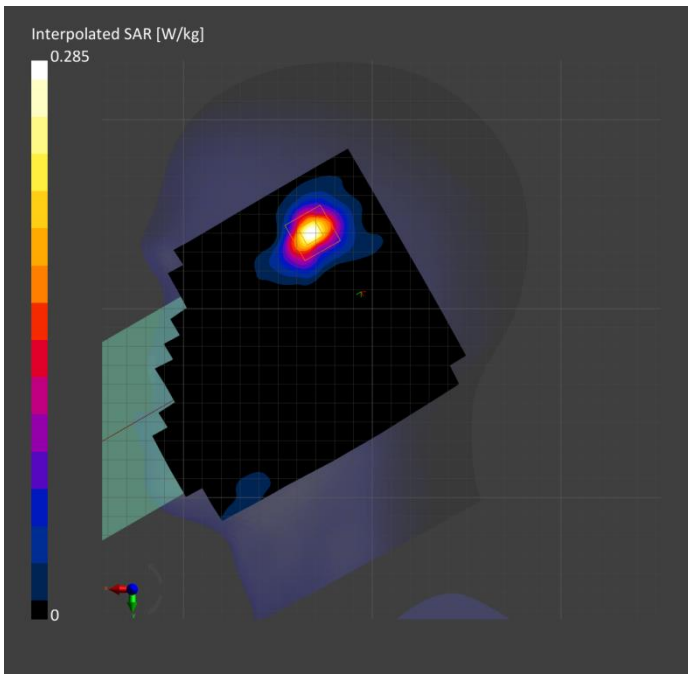

Meas.32 Measurement Report for TDC600_2, FRONT, WLAN 5GHz, UID 10607 AAB, Channel 36 (5180.0MHz)

Device under Test Properties

Name, Manufacturer	Dimensions [mm]	IMEI	DUT Type
TDC600_2,	195.0 x 91.0 x 17.0	354520880001853	Phone

Exposure Conditions

Phantom Section, TSL	Position, Test Distance [mm]	Band	Group, UID	Frequency [MHz], Channel Number	Conversion Factor	TSL Conductivity [S/m]	TSL Permittivity
Flat, HSL	FRONT, 10.00	WLAN 5GHz	WLAN, 10607-AAB	5180.0, 36	5.53	4.52	35.30

Hardware Setup

Phantom	TSL, Measured Date	Probe, Calibration Date	DAE, Calibration Date
Twin-SAM V8.0 (30deg probe tilt) - 1461	HBBL-600-10000 Charge:xxxx, --	EX3DV4 - SN7475, 2020-10-29	DAE4 Sn787, 2020-09-30

Scan Setup

	Area Scan	Zoom Scan
Grid Extents [mm]	140.0 x 240.0	22.0 x 22.0 x 22.0
Grid Steps [mm]	10.0 x 10.0	4.0 x 4.0 x 1.4
Sensor Surface [mm]	3.0	1.4
Surface Detection	VMS + 6p	VMS + 6p
Scan Method	Measured	Measured

Measurement Results

	Area Scan	Zoom Scan
psSAR1g [W/Kg]	0.079	0.088
psSAR10g [W/Kg]	0.033	0.053
Power Drift [dB]	-0.96	-0.17
M2/M1 [%]		-inf
Dist 3dB Peak [mm]		-368.0

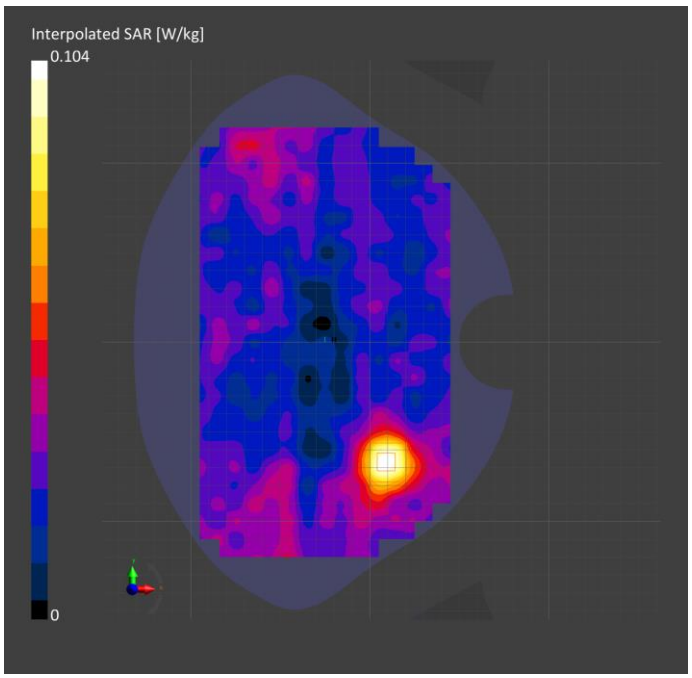

Meas.33 Measurement Report for TDC600_2, CHEEK, WLAN 5GHz, UID 10525 AAB, Channel 149 (5745.0MHz)

Device under Test Properties

Name, Manufacturer	Dimensions [mm]	IMEI	DUT Type
TDC600_2,	195.0 x 91.0 x 17.0	354520880001853	Phone

Exposure Conditions

Phantom Section, TSL	Position, Test Distance [mm]	Band	Group, UID	Frequency [MHz], Channel Number	Conversion Factor	TSL Conductivity [S/m]	TSL Permittivity
RightHead, HSL	CHEEK, 0.00	WLAN 5GHz	WLAN, 10525-AAB	5745.0, 149	4.75	5.15	34.59

Hardware Setup

Phantom	TSL, Measured Date	Probe, Calibration Date	DAE, Calibration Date
Twin-SAM V8.0 (30deg probe tilt) - 1461	HBBL-600-10000 Charge:xxxx, --	EX3DV4 - SN7475, 2020-10-29	DAE4 Sn787, 2020-09-30

Scan Setup

	Area Scan	Zoom Scan
Grid Extents [mm]	140.0 x 240.0	22.0 x 22.0 x 22.0
Grid Steps [mm]	10.0 x 10.0	4.0 x 4.0 x 1.4
Sensor Surface [mm]	3.0	1.4
Surface Detection	VMS + 6p	VMS + 6p
Scan Method	Measured	Measured

Measurement Results

	Area Scan	Zoom Scan
psSAR1g [W/Kg]	0.137	0.174
psSAR10g [W/Kg]	0.049	0.091
Power Drift [dB]	-0.10	-0.13
M2/M1 [%]		6.5
Dist 3dB Peak [mm]		68.1

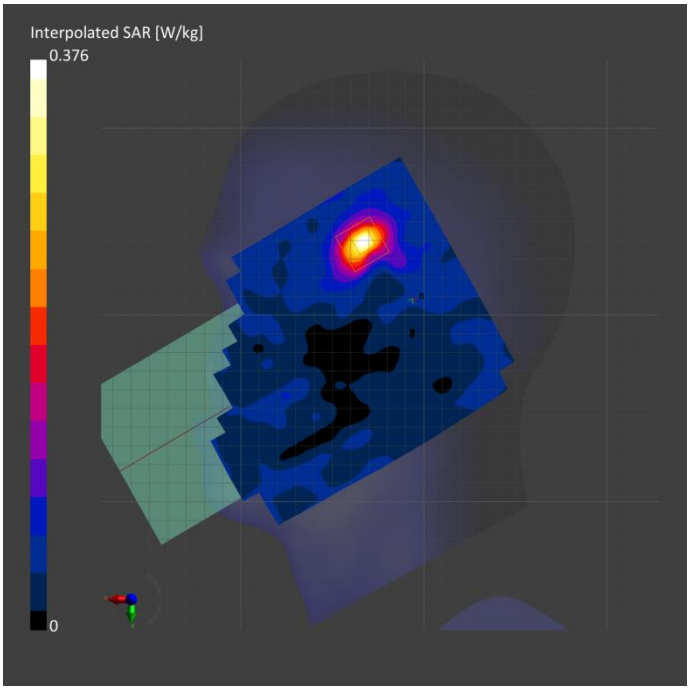

Meas.34 Measurement Report for TDC600_2, EDGE LEFT, WLAN 5GHz, UID 10525 AAB, Channel 149 (5745.0MHz)

Device under Test Properties

Name, Manufacturer	Dimensions [mm]	IMEI	DUT Type
TDC600_2,	195.0 x 91.0 x 17.0	354520880001853	Phone

Exposure Conditions

Phantom Section, TSL	Position, Test Distance [mm]	Band	Group, UID	Frequency [MHz], Channel Number	Conversion Factor	TSL Conductivity [S/m]	TSL Permittivity
Flat, HSL	EDGE LEFT, 10.00	WLAN 5GHz	WLAN, 10525-AAB	5745.0, 149	4.75	5.15	34.59

Hardware Setup

Phantom	TSL, Measured Date	Probe, Calibration Date	DAE, Calibration Date
Twin-SAM V8.0 (30deg probe tilt) - 1461	HBBL-600-10000 Charge:xxxx, --	EX3DV4 - SN7475, 2020-10-29	DAE4 Sn787, 2020-09-30

Scan Setup

	Area Scan	Zoom Scan
Grid Extents [mm]	60.0 x 240.0	22.0 x 22.0 x 22.0
Grid Steps [mm]	10.0 x 10.0	4.0 x 4.0 x 1.4
Sensor Surface [mm]	3.0	1.4
Surface Detection	Unknown method	VMS + 6p
Scan Method	Measured	Measured

Measurement Results

	Area Scan	Zoom Scan
psSAR1g [W/Kg]	0.096	0.102
psSAR10g [W/Kg]	0.037	0.047
Power Drift [dB]	-7.69	0.13
M2/M1 [%]		13.3
Dist 3dB Peak [mm]		66.6

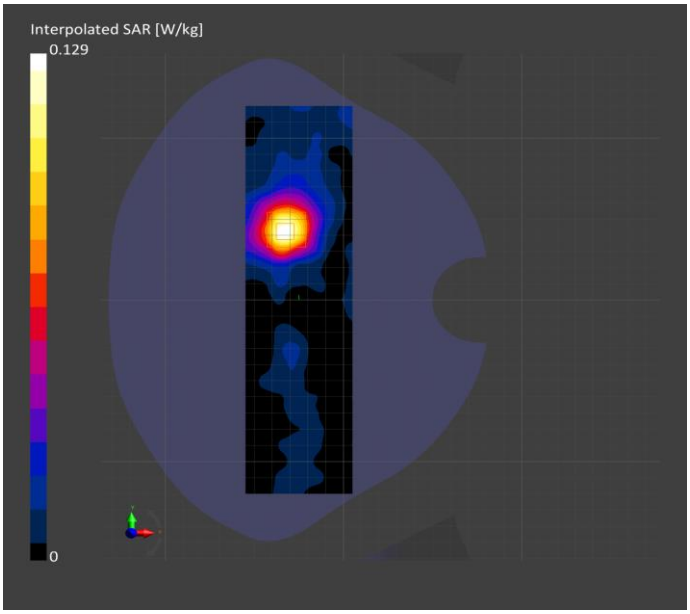

Meas.35 Measurement Report for TDC600_2, CHEEK, ISM 2.4 GHz Band, UID 10038 CAA, Channel 39 (2441.0MHz)

Device under Test Properties

Name, Manufacturer	Dimensions [mm]	IMEI	DUT Type
TDC600_2,	195.0 x 91.0 x 17.0	354520880001853	Phone

Exposure Conditions

Phantom Section, TSL	Position, Test Distance [mm]	Band	Group, UID	Frequency [MHz], Channel Number	Conversion Factor	TSL Conductivity [S/m]	TSL Permittivity
RightHead, HSL	CHEEK, 0.00	ISM 2.4 GHz Band	Bluetooth, 10038-CAA	2441.0, 39	7.65	1.72	38.74

Hardware Setup

Phantom	TSL, Measured Date	Probe, Calibration Date	DAE, Calibration Date
Twin-SAM V8.0 (30deg probe tilt) - 1461	HBBL-600-10000 Charge:xxxx, --	EX3DV4 - SN7475, 2020-10-29	DAE4 Sn787, 2020-09-30

Scan Setup

	Area Scan	Zoom Scan
Grid Extents [mm]	140.0 x 240.0	30.0 x 30.0 x 30.0
Grid Steps [mm]	10.0 x 10.0	5.0 x 5.0 x 5.0
Sensor Surface [mm]	3.0	1.4
Surface Detection	VMS + 6p	VMS + 6p
Scan Method	Measured	Measured

Measurement Results

	Area Scan	Zoom Scan
psSAR1g [W/Kg]	0.129	0.130
psSAR10g [W/Kg]	0.065	0.070
Power Drift [dB]	-0.28	0.01
M2/M1 [%]		9.9
Dist 3dB Peak [mm]		49.9

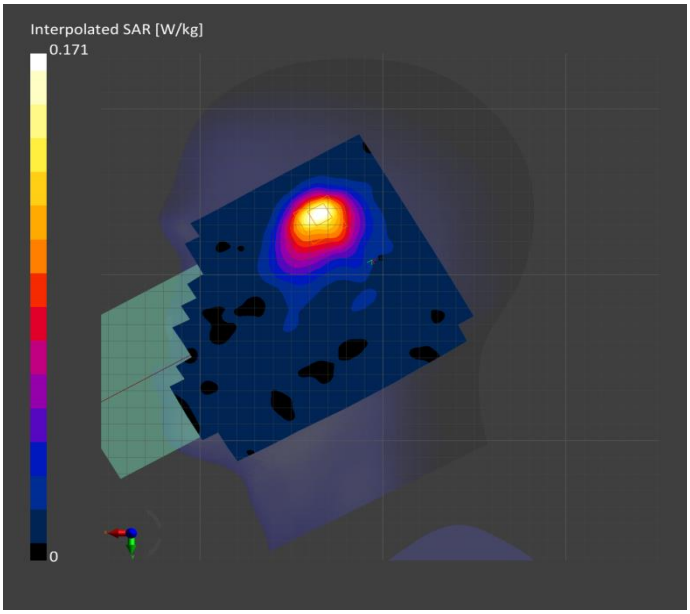

Meas.36 Measurement Report for TDC600_2, FRONT, ISM 2.4 GHz Band, UID 10038 CAA, Channel 39 (2441.0MHz)

Device under Test Properties

Name, Manufacturer	Dimensions [mm]	IMEI	DUT Type
TDC600_2,	195.0 x 91.0 x 17.0	354520880001853	Phone

Exposure Conditions

Phantom Section, TSL	Position, Test Distance [mm]	Band	Group, UID	Frequency [MHz], Channel Number	Conversion Factor	TSL Conductivity [S/m]	TSL Permittivity
Flat, HSL	FRONT, 10.00	ISM 2.4 GHz Band	Bluetooth, 10038-CAA	2441.0, 39	7.65	1.72	38.74

Hardware Setup

Phantom	TSL, Measured Date	Probe, Calibration Date	DAE, Calibration Date
Twin-SAM V8.0 (30deg probe tilt) - 1461	HBBL-600-10000 Charge:xxxx, --	EX3DV4 - SN7475, 2020-10-29	DAE4 Sn787, 2020-09-30

Scan Setup

	Area Scan	Zoom Scan
Grid Extents [mm]	140.0 x 240.0	30.0 x 30.0 x 30.0
Grid Steps [mm]	10.0 x 10.0	5.0 x 5.0 x 5.0
Sensor Surface [mm]	3.0	1.4
Surface Detection	VMS + 6p	VMS + 6p
Scan Method	Measured	Measured

Measurement Results

	Area Scan	Zoom Scan
psSAR1g [W/Kg]	0.037	0.039
psSAR10g [W/Kg]	0.021	0.025
Power Drift [dB]	-0.47	0.14
M2/M1 [%]		-inf
Dist 3dB Peak [mm]		-68.0

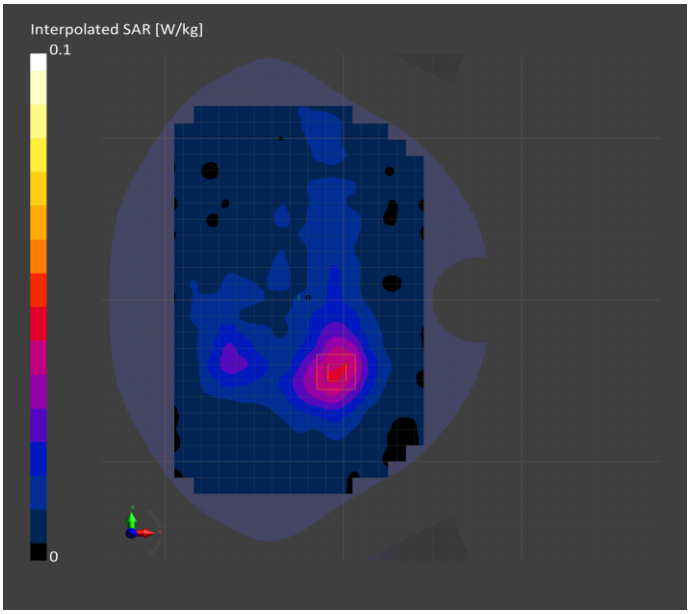

End of the report***