LTE Band 12 / 5MHz

Lowest Channel / QPSK

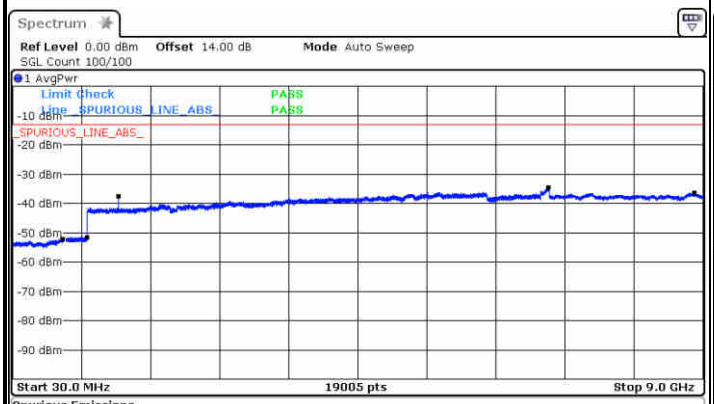

Spurious Emissions

Range Low	Range Up	RBW	Frequency	Power Abs	ΔLimit
30.000 MHz	690.000 MHz	100.000 kHz	674.99250 MHz	-52.10 dBm	-39.10 dB
725.000 MHz	1.000 GHz	100.000 kHz	994.64286 MHz	-51.52 dBm	-38.52 dB
1.000 GHz	3.000 GHz	1.000 MHz	1.39915 GHz	-37.66 dBm	-24.66 dB
3.000 GHz	7.000 GHz	1.000 MHz	6.99375 GHz	-34.49 dBm	-21.49 dB
7.000 GHz	9.000 GHz	1.000 MHz	8.89178 GHz	-36.51 dBm	-23.51 dB

Date: 6.JAN.2018 01:40:24

Lowest Channel / 16QAM

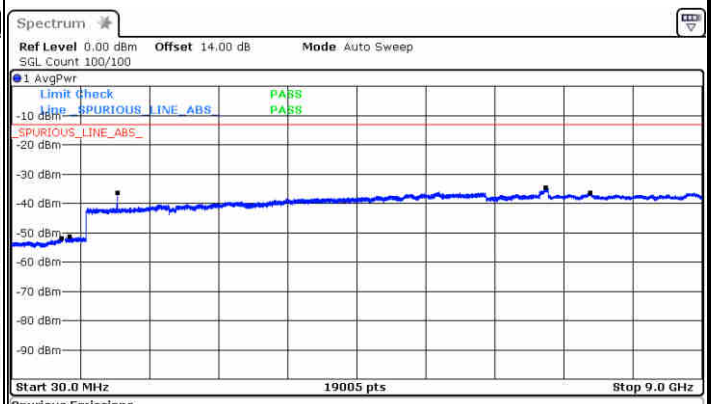

Spurious Emissions

Range Low	Range Up	RBW	Frequency	Power Abs	ΔLimit
30.000 MHz	690.000 MHz	100.000 kHz	681.91904 MHz	-51.82 dBm	-38.82 dB
725.000 MHz	1.000 GHz	100.000 kHz	782.00549 MHz	-51.37 dBm	-38.37 dB
1.000 GHz	3.000 GHz	1.000 MHz	1.39915 GHz	-36.49 dBm	-23.49 dB
3.000 GHz	7.000 GHz	1.000 MHz	6.97275 GHz	-34.66 dBm	-21.66 dB
7.000 GHz	9.000 GHz	1.000 MHz	7.54761 GHz	-36.54 dBm	-23.54 dB

Date: 6.JAN.2018 01:41:20

Middle Channel / QPSK

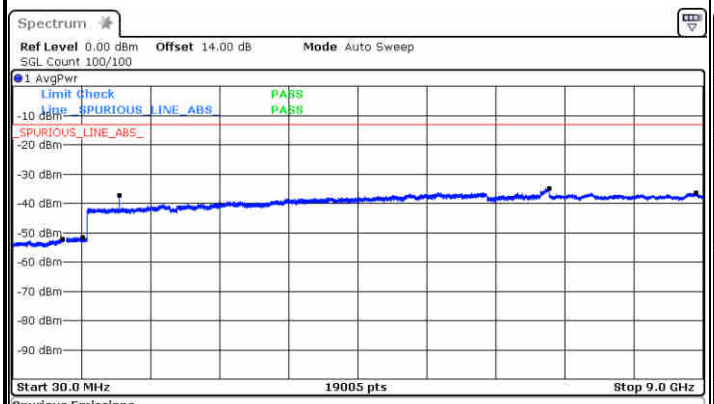

Spurious Emissions

Range Low	Range Up	RBW	Frequency	Power Abs	ΔLimit
30.000 MHz	690.000 MHz	100.000 kHz	682.24888 MHz	-52.12 dBm	-39.12 dB
725.000 MHz	1.000 GHz	100.000 kHz	933.37912 MHz	-51.52 dBm	-38.52 dB
1.000 GHz	3.000 GHz	1.000 MHz	1.41115 GHz	-37.23 dBm	-24.23 dB
3.000 GHz	7.000 GHz	1.000 MHz	6.99975 GHz	-34.96 dBm	-21.96 dB
7.000 GHz	9.000 GHz	1.000 MHz	8.90427 GHz	-36.42 dBm	-23.42 dB

Date: 6.JAN.2018 01:43:13

Middle Channel / 16QAM

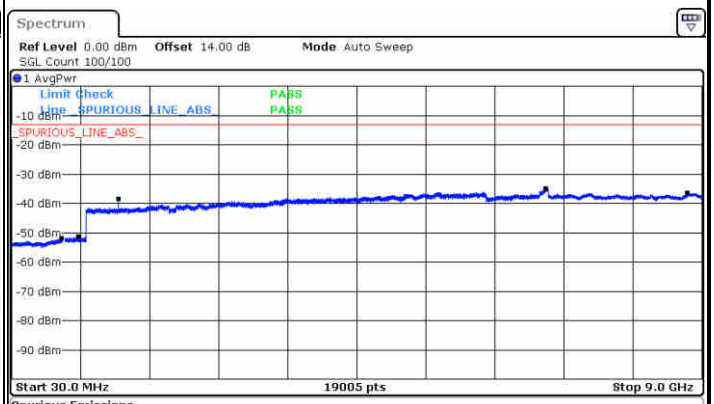

Spurious Emissions

Range Low	Range Up	RBW	Frequency	Power Abs	ΔLimit
30.000 MHz	690.000 MHz	100.000 kHz	672.68366 MHz	-52.07 dBm	-39.07 dB
725.000 MHz	1.000 GHz	100.000 kHz	898.76374 MHz	-51.30 dBm	-38.30 dB
1.000 GHz	3.000 GHz	1.000 MHz	1.41115 GHz	-38.39 dBm	-25.39 dB
3.000 GHz	7.000 GHz	1.000 MHz	6.96275 GHz	-34.83 dBm	-21.83 dB
7.000 GHz	9.000 GHz	1.000 MHz	8.80880 GHz	-36.56 dBm	-23.56 dB

Date: 6.JAN.2018 01:44:09

LTE Band 12 / 5MHz

Highest Channel / QPSK

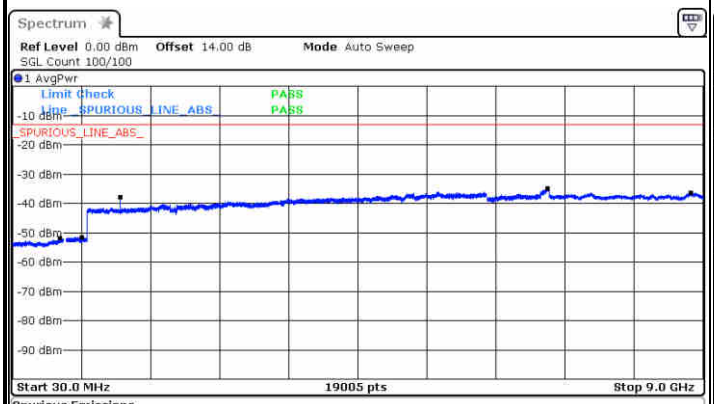

Spurious Emissions

Range Low	Range Up	RBW	Frequency	Power Abs	ΔLimit
30.000 MHz	690.000 MHz	100.000 kHz	644.64768 MHz	-52.02 dBm	-39.02 dB
725.000 MHz	1.000 GHz	100.000 kHz	926.51099 MHz	-51.65 dBm	-38.65 dB
1.000 GHz	3.000 GHz	1.000 MHz	1.42314 GHz	-37.78 dBm	-24.78 dB
3.000 GHz	7.000 GHz	1.000 MHz	6.98225 GHz	-34.91 dBm	-21.91 dB
7.000 GHz	9.000 GHz	1.000 MHz	8.84029 GHz	-36.43 dBm	-23.43 dB

Date: 6.JAN.2018 01:50:50

Highest Channel / 16QAM

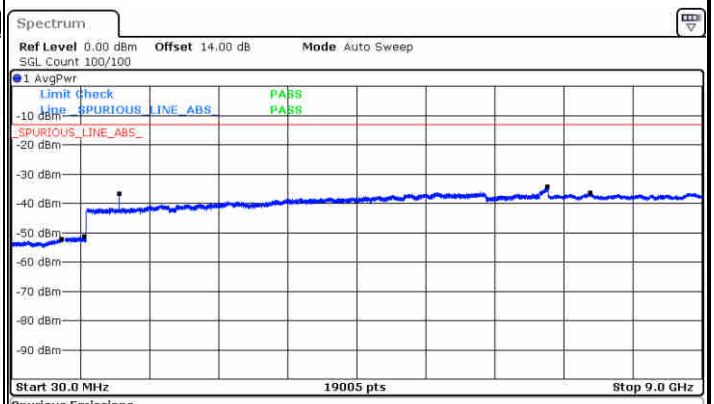

Spurious Emissions

Range Low	Range Up	RBW	Frequency	Power Abs	ΔLimit
30.000 MHz	690.000 MHz	100.000 kHz	678.62069 MHz	-52.19 dBm	-39.19 dB
725.000 MHz	1.000 GHz	100.000 kHz	971.01648 MHz	-51.49 dBm	-38.49 dB
1.000 GHz	3.000 GHz	1.000 MHz	1.42314 GHz	-36.80 dBm	-23.80 dB
3.000 GHz	7.000 GHz	1.000 MHz	6.98825 GHz	-34.33 dBm	-21.33 dB
7.000 GHz	9.000 GHz	1.000 MHz	7.54461 GHz	-36.51 dBm	-23.51 dB

Date: 6.JAN.2018 01:51:46

LTE Band 12 / 10MHz

Lowest Channel / QPSK

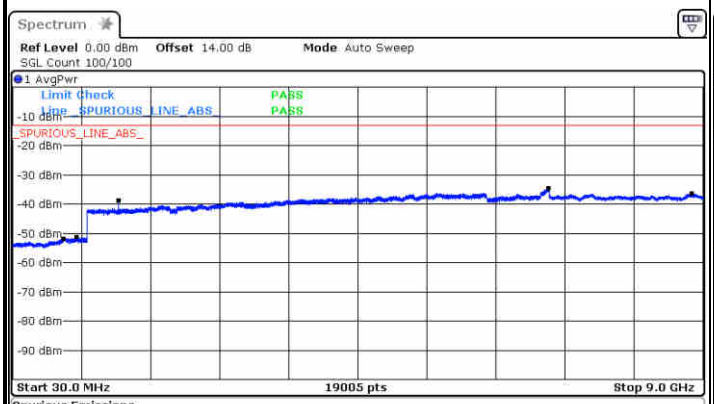

Spurious Emissions

Range Low	Range Up	RBW	Frequency	Power Abs	ΔLimit
30.000 MHz	690.000 MHz	100.000 kHz	683.23838 MHz	-52.07 dBm	-39.07 dB
725.000 MHz	1.000 GHz	100.000 kHz	855.35714 MHz	-51.42 dBm	-38.42 dB
1.000 GHz	3.000 GHz	1.000 MHz	1.39915 GHz	-38.90 dBm	-25.90 dB
3.000 GHz	7.000 GHz	1.000 MHz	6.99025 GHz	-34.67 dBm	-21.67 dB
7.000 GHz	9.000 GHz	1.000 MHz	8.84979 GHz	-36.57 dBm	-23.57 dB

Date: 6.JAN.2018 01:59:29

Lowest Channel / 16QAM

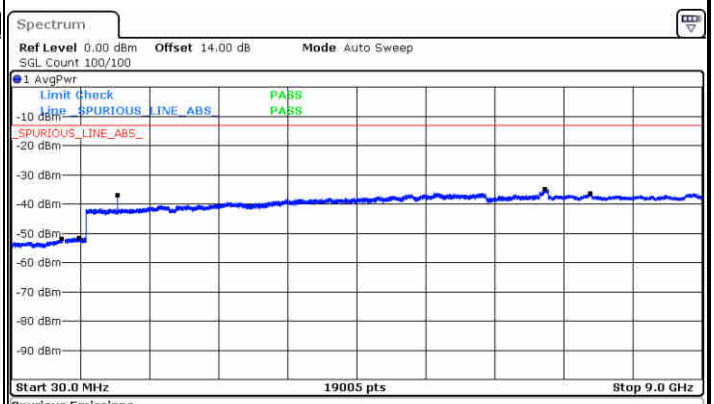

Spurious Emissions

Range Low	Range Up	RBW	Frequency	Power Abs	ΔLimit
30.000 MHz	690.000 MHz	100.000 kHz	682.90855 MHz	-51.96 dBm	-38.96 dB
725.000 MHz	1.000 GHz	100.000 kHz	899.31319 MHz	-51.64 dBm	-38.64 dB
1.000 GHz	3.000 GHz	1.000 MHz	1.39965 GHz	-36.93 dBm	-23.93 dB
3.000 GHz	7.000 GHz	1.000 MHz	6.95926 GHz	-35.02 dBm	-22.02 dB
7.000 GHz	9.000 GHz	1.000 MHz	7.54711 GHz	-36.45 dBm	-23.45 dB

Date: 6.JAN.2018 02:00:25

LTE Band 12 / 10MHz

Middle Channel / QPSK

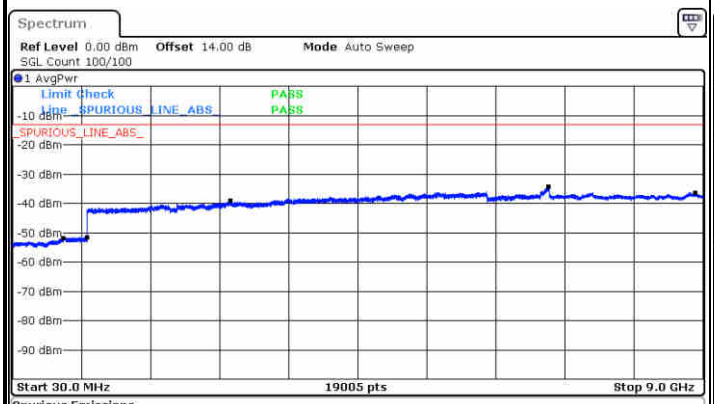

Spurious Emissions

Range Low	Range Up	RBW	Frequency	Power Abs	ΔLimit
30.000 MHz	690.000 MHz	100.000 kHz	688.18591 MHz	-52.05 dBm	-39.05 dB
725.000 MHz	1.000 GHz	100.000 kHz	989.69780 MHz	-51.55 dBm	-38.55 dB
1.000 GHz	3.000 GHz	1.000 MHz	2.85929 GHz	-39.22 dBm	-26.22 dB
3.000 GHz	7.000 GHz	1.000 MHz	6.99375 GHz	-34.44 dBm	-21.44 dB
7.000 GHz	9.000 GHz	1.000 MHz	8.89328 GHz	-36.42 dBm	-23.42 dB

Date: 6.JAN.2018 02:02:20

Middle Channel / 16QAM

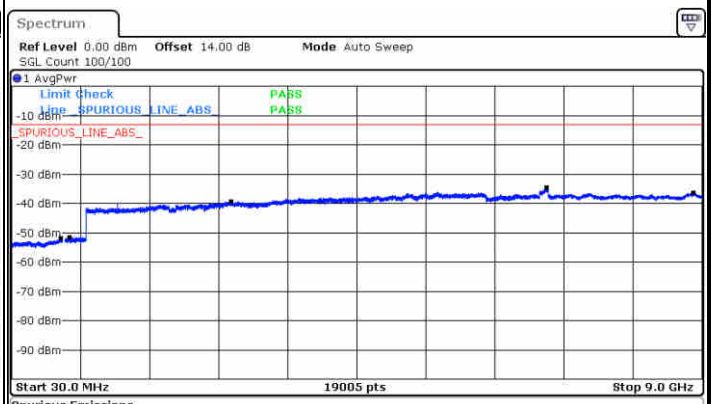

Spurious Emissions

Range Low	Range Up	RBW	Frequency	Power Abs	ΔLimit
30.000 MHz	690.000 MHz	100.000 kHz	664.43778 MHz	-51.97 dBm	-38.97 dB
725.000 MHz	1.000 GHz	100.000 kHz	781.18132 MHz	-51.63 dBm	-38.63 dB
1.000 GHz	3.000 GHz	1.000 MHz	2.88528 GHz	-39.31 dBm	-26.31 dB
3.000 GHz	7.000 GHz	1.000 MHz	6.97725 GHz	-34.73 dBm	-21.73 dB
7.000 GHz	9.000 GHz	1.000 MHz	8.88878 GHz	-36.36 dBm	-23.36 dB

Date: 6.JAN.2018 02:03:16

Highest Channel / QPSK

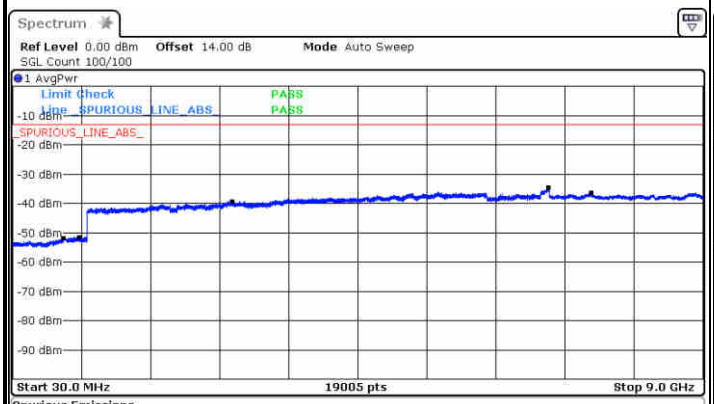

Spurious Emissions

Range Low	Range Up	RBW	Frequency	Power Abs	ΔLimit
30.000 MHz	690.000 MHz	100.000 kHz	689.17541 MHz	-52.05 dBm	-39.05 dB
725.000 MHz	1.000 GHz	100.000 kHz	892.99451 MHz	-51.50 dBm	-38.50 dB
1.000 GHz	3.000 GHz	1.000 MHz	2.87628 GHz	-39.43 dBm	-26.43 dB
3.000 GHz	7.000 GHz	1.000 MHz	6.99375 GHz	-34.71 dBm	-21.71 dB
7.000 GHz	9.000 GHz	1.000 MHz	7.54711 GHz	-36.49 dBm	-23.49 dB

Date: 6.JAN.2018 02:10:59

Highest Channel / 16QAM

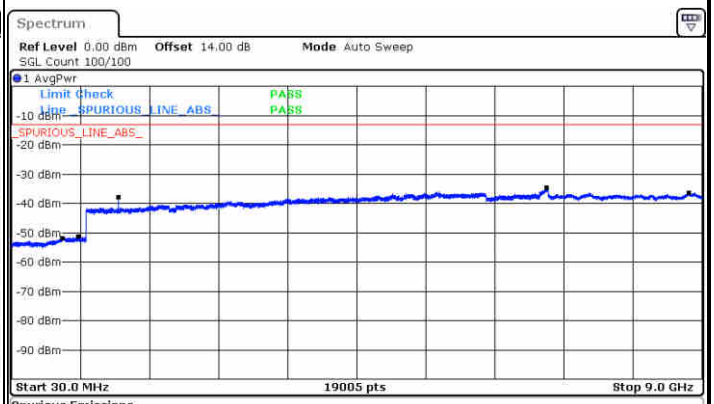

Spurious Emissions

Range Low	Range Up	RBW	Frequency	Power Abs	ΔLimit
30.000 MHz	690.000 MHz	100.000 kHz	683.56822 MHz	-52.00 dBm	-39.00 dB
725.000 MHz	1.000 GHz	100.000 kHz	896.29121 MHz	-51.41 dBm	-38.41 dB
1.000 GHz	3.000 GHz	1.000 MHz	1.41365 GHz	-37.96 dBm	-24.96 dB
3.000 GHz	7.000 GHz	1.000 MHz	6.98175 GHz	-34.78 dBm	-21.78 dB
7.000 GHz	9.000 GHz	1.000 MHz	8.83029 GHz	-36.46 dBm	-23.46 dB

Date: 6.JAN.2018 03:00:48

LTE Band 13 / 5MHz

Lowest Channel / QPSK

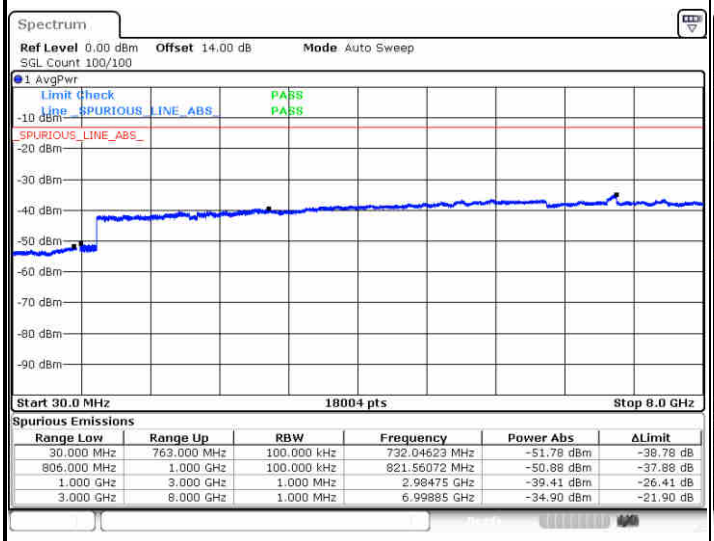

Spurious Emissions

Range Low	Range Up	RBW	Frequency	Power Abs	ΔLimit
30.000 MHz	763.000 MHz	100.000 kHz	732.04623 MHz	-51.78 dBm	-38.78 dB
806.000 MHz	1.000 GHz	100.000 kHz	821.56072 MHz	-50.88 dBm	-37.88 dB
1.000 GHz	3.000 GHz	1.000 MHz	2.98475 GHz	-39.41 dBm	-26.41 dB
3.000 GHz	8.000 GHz	1.000 MHz	6.99885 GHz	-34.90 dBm	-21.90 dB

Date: 6.JAN.2018 11:50:31

Lowest Channel / 16QAM

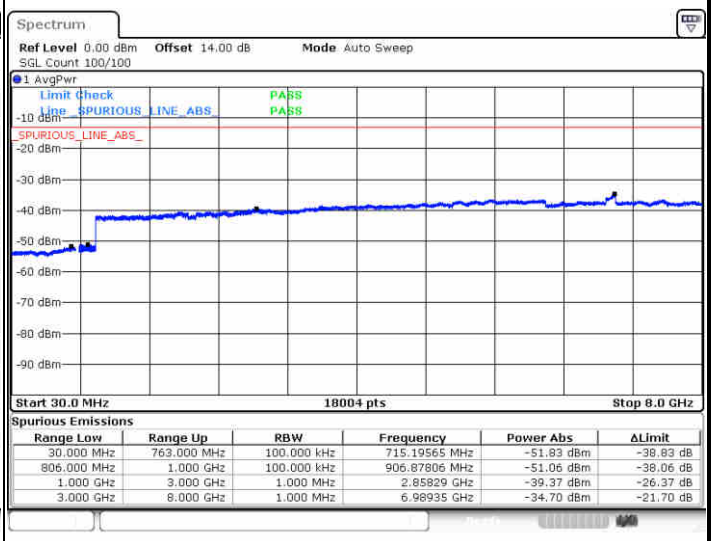

Spurious Emissions

Range Low	Range Up	RBW	Frequency	Power Abs	ΔLimit
30.000 MHz	763.000 MHz	100.000 kHz	715.19565 MHz	-51.83 dBm	-38.83 dB
806.000 MHz	1.000 GHz	100.000 kHz	906.87806 MHz	-51.06 dBm	-38.06 dB
1.000 GHz	3.000 GHz	1.000 MHz	2.85829 GHz	-39.37 dBm	-26.37 dB
3.000 GHz	8.000 GHz	1.000 MHz	6.98935 GHz	-34.70 dBm	-21.70 dB

Date: 6.JAN.2018 11:51:27

Middle Channel / QPSK

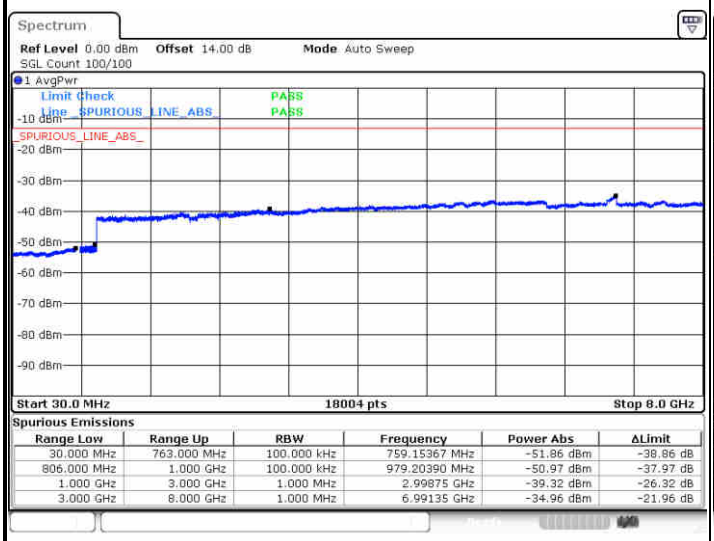

Spurious Emissions

Range Low	Range Up	RBW	Frequency	Power Abs	ΔLimit
30.000 MHz	763.000 MHz	100.000 kHz	759.15367 MHz	-51.86 dBm	-38.86 dB
806.000 MHz	1.000 GHz	100.000 kHz	979.20390 MHz	-50.97 dBm	-37.97 dB
1.000 GHz	3.000 GHz	1.000 MHz	2.99875 GHz	-39.32 dBm	-26.32 dB
3.000 GHz	8.000 GHz	1.000 MHz	6.99135 GHz	-34.96 dBm	-21.96 dB

Date: 6.JAN.2018 11:53:03

Middle Channel / 16QAM

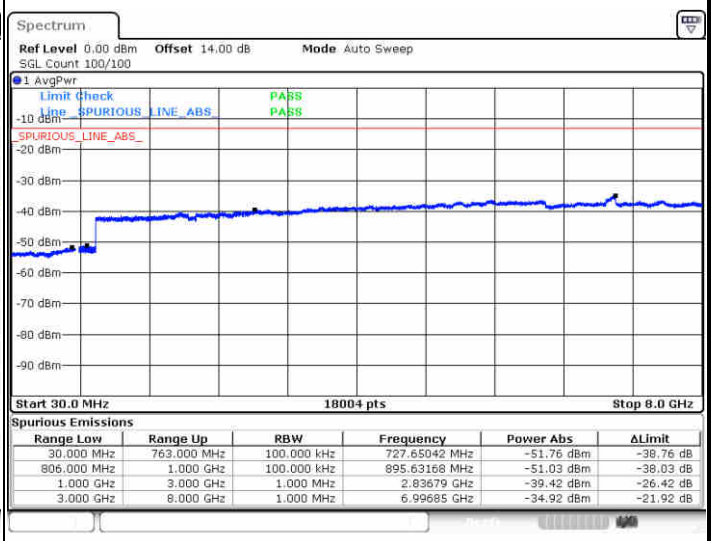

Spurious Emissions

Range Low	Range Up	RBW	Frequency	Power Abs	ΔLimit
30.000 MHz	763.000 MHz	100.000 kHz	727.65042 MHz	-51.76 dBm	-38.76 dB
806.000 MHz	1.000 GHz	100.000 kHz	895.63168 MHz	-51.03 dBm	-38.03 dB
1.000 GHz	3.000 GHz	1.000 MHz	2.83679 GHz	-39.42 dBm	-26.42 dB
3.000 GHz	8.000 GHz	1.000 MHz	6.99685 GHz	-34.92 dBm	-21.92 dB

Date: 6.JAN.2018 11:53:58

LTE Band 13 / 5MHz

Highest Channel / QPSK

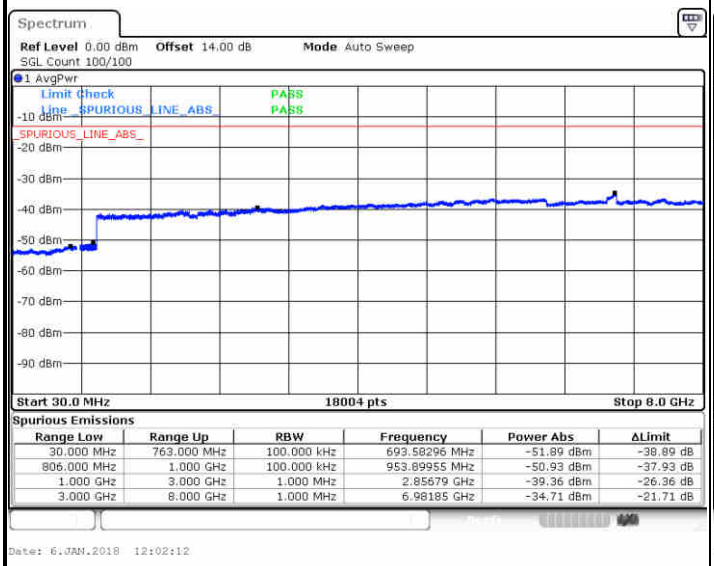

Spurious Emissions

Range Low	Range Up	RBW	Frequency	Power Abs	ΔLimit
30.000 MHz	763.000 MHz	100.000 kHz	693.58296 MHz	-51.89 dBm	-38.89 dB
806.000 MHz	1.000 GHz	100.000 kHz	953.89955 MHz	-50.93 dBm	-37.93 dB
1.000 GHz	3.000 GHz	1.000 MHz	2.85679 GHz	-39.36 dBm	-26.36 dB
3.000 GHz	8.000 GHz	1.000 MHz	6.98185 GHz	-34.71 dBm	-21.71 dB

Date: 6.JAN.2018 12:02:12

Highest Channel / 16QAM

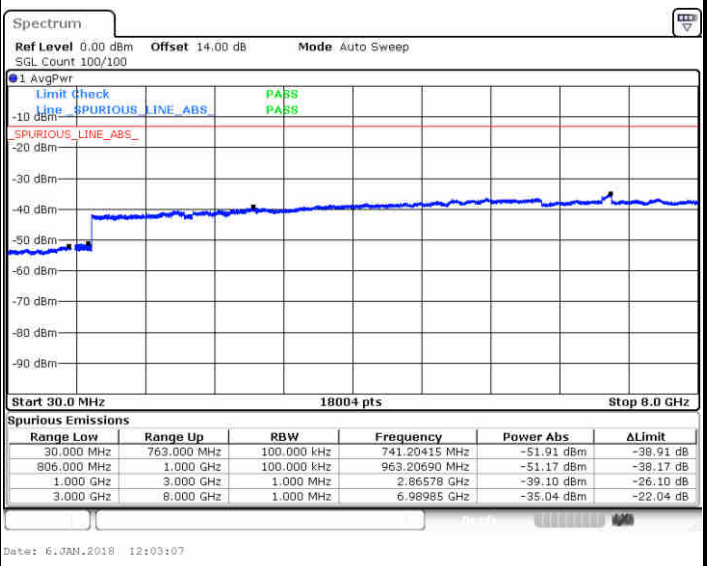

Spurious Emissions

Range Low	Range Up	RBW	Frequency	Power Abs	ΔLimit
30.000 MHz	763.000 MHz	100.000 kHz	741.20415 MHz	-51.91 dBm	-38.91 dB
806.000 MHz	1.000 GHz	100.000 kHz	963.20690 MHz	-51.17 dBm	-38.17 dB
1.000 GHz	3.000 GHz	1.000 MHz	2.86578 GHz	-39.10 dBm	-26.10 dB
3.000 GHz	8.000 GHz	1.000 MHz	6.98985 GHz	-35.04 dBm	-22.04 dB

Date: 6.JAN.2018 12:03:07

LTE Band 13 / 10MHz

Middle Channel / QPSK

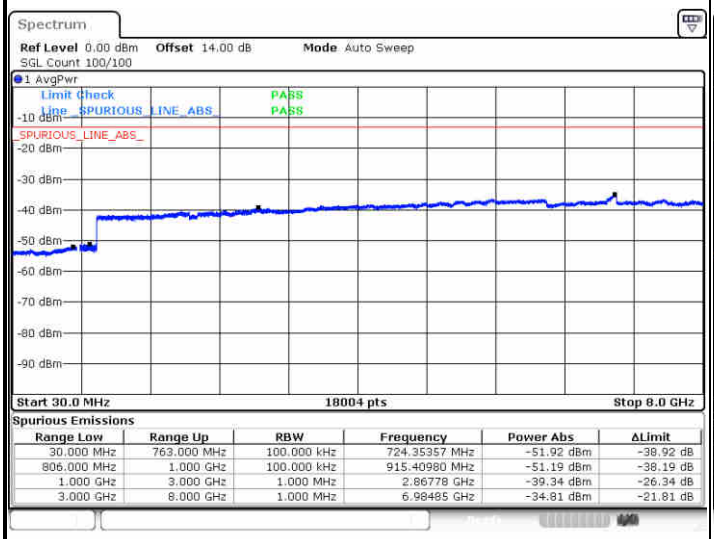

Spurious Emissions

Range Low	Range Up	RBW	Frequency	Power Abs	ΔLimit
30.000 MHz	763.000 MHz	100.000 kHz	724.35357 MHz	-51.92 dBm	-38.92 dB
806.000 MHz	1.000 GHz	100.000 kHz	915.40980 MHz	-51.19 dBm	-38.19 dB
1.000 GHz	3.000 GHz	1.000 MHz	2.86778 GHz	-39.34 dBm	-26.34 dB
3.000 GHz	8.000 GHz	1.000 MHz	6.98485 GHz	-34.81 dBm	-21.81 dB

Date: 6.JAN.2018 12:14:37

Middle Channel / 16QAM

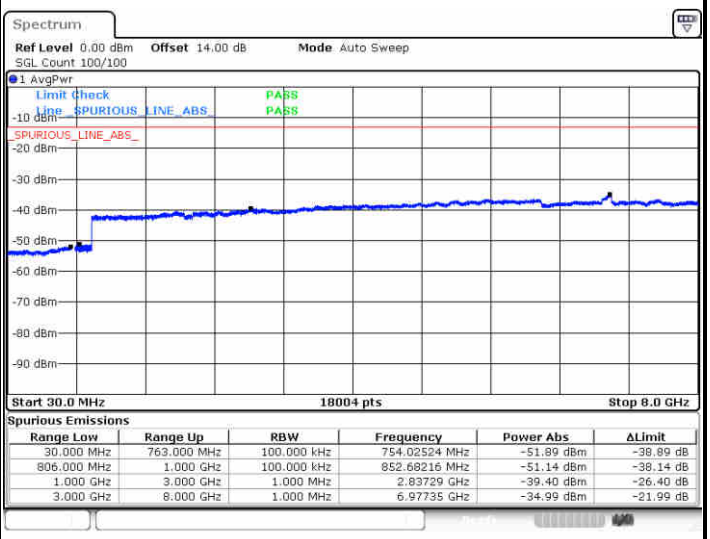

Spurious Emissions

Range Low	Range Up	RBW	Frequency	Power Abs	ΔLimit
30.000 MHz	763.000 MHz	100.000 kHz	754.02524 MHz	-51.89 dBm	-38.89 dB
806.000 MHz	1.000 GHz	100.000 kHz	852.68216 MHz	-51.14 dBm	-38.14 dB
1.000 GHz	3.000 GHz	1.000 MHz	2.83729 GHz	-39.40 dBm	-26.40 dB
3.000 GHz	8.000 GHz	1.000 MHz	6.97735 GHz	-34.99 dBm	-21.99 dB

Date: 6.JAN.2018 12:15:32

Frequency Stability

Test Conditions		LTE Band 2 (QPSK) / Middle Channel	Limit
Temperature (°C)	Voltage (Volt)	BW 10MHz	Note 2.
		Deviation (ppm)	Result
50	Normal Voltage	0.0109	PASS
40	Normal Voltage	0.0127	
30	Normal Voltage	0.0002	
20(Ref.)	Normal Voltage	0.0000	
10	Normal Voltage	0.0039	
0	Normal Voltage	0.0118	
-10	Normal Voltage	0.0124	
-20	Normal Voltage	0.0029	
-30	Normal Voltage	0.0124	
20	Maximum Voltage	0.0022	
20	Normal Voltage	0.0007	
20	Battery End Point	0.0030	

Note:

1. Normal Voltage =9V.；Minimum Voltage =8.5 V.；Maximum Voltage =9.5 V.
2. Note: The frequency fundamental emissions stay within the authorized frequency block.

Test Conditions		LTE Band 4 (QPSK) / Middle Channel	Limit
Temperature (°C)	Voltage (Volt)	BW 10MHz	Note 2.
		Deviation (ppm)	Result
50	Normal Voltage	0.0039	PASS
40	Normal Voltage	0.0006	
30	Normal Voltage	0.0034	
20(Ref.)	Normal Voltage	0.0000	
10	Normal Voltage	0.0119	
0	Normal Voltage	0.0043	
-10	Normal Voltage	0.0017	
-20	Normal Voltage	0.0048	
-30	Normal Voltage	0.0009	
20	Maximum Voltage	0.0001	
20	Normal Voltage	0.0000	
20	Battery End Point	0.0103	

Note:

1. Normal Voltage =9V.；Minimum Voltage =8.5 V.；Maximum Voltage =9.5 V.
2. Note: The frequency fundamental emissions stay within the authorized frequency block.

Test Conditions		LTE Band 5 (QPSK) / Middle Channel	Limit
Temperature (°C)	Voltage (Volt)	BW 10MHz	2.5ppm
		Deviation (ppm)	Result
50	Normal Voltage	0.0192	PASS
40	Normal Voltage	0.0185	
30	Normal Voltage	0.0061	
20(Ref.)	Normal Voltage	0.0000	
10	Normal Voltage	0.0202	
0	Normal Voltage	0.0037	
-10	Normal Voltage	0.0245	
-20	Normal Voltage	0.0017	
-30	Normal Voltage	0.0006	
20	Maximum Voltage	0.0180	
20	Normal Voltage	0.0000	
20	Battery End Point	0.0225	

Note:

1. Normal Voltage =9V.；Minimum Voltage =8.5 V.；Maximum Voltage =9.5 V.
2. Note: The frequency fundamental emissions stay within the authorized frequency block.

Test Conditions		LTE Band 12 (QPSK) / Middle Channel	Limit
Temperature (°C)	Voltage (Volt)	BW 10MHz	Note 2.
		Deviation (ppm)	Result
50	Normal Voltage	0.0007	PASS
40	Normal Voltage	0.0252	
30	Normal Voltage	0.0028	
20(Ref.)	Normal Voltage	0.0000	
10	Normal Voltage	0.0016	
0	Normal Voltage	0.0034	
-10	Normal Voltage	0.0237	
-20	Normal Voltage	0.0030	
-30	Normal Voltage	0.0206	
20	Maximum Voltage	0.0003	
20	Normal Voltage	0.0000	
20	Battery End Point	0.0242	

Note:

1. Normal Voltage =9V.；Minimum Voltage =8.5 V.；Maximum Voltage =9.5 V.
2. Note: The frequency fundamental emissions stay within the authorized frequency block.

Test Conditions		LTE Band 13 (QPSK) / Middle Channel	Limit
Temperature (°C)	Voltage (Volt)	BW 10MHz	Note 2.
		Deviation (ppm)	Result
50	Normal Voltage	0.0044	PASS
40	Normal Voltage	0.0031	
30	Normal Voltage	0.0161	
20(Ref.)	Normal Voltage	0.0000	
10	Normal Voltage	0.0028	
0	Normal Voltage	0.0020	
-10	Normal Voltage	0.0014	
-20	Normal Voltage	0.0190	
-30	Normal Voltage	0.0023	
20	Maximum Voltage	0.0197	
20	Normal Voltage	0.0000	
20	Battery End Point	0.0044	

Note:

1. Normal Voltage =9V.；Minimum Voltage =8.5 V.；Maximum Voltage =9.5 V.
2. Note: The frequency fundamental emissions stay within the authorized frequency block.

Appendix B. Test Results of Radiated Test

Radiated Spurious Emission

LTE Band 2 / 1.4MHz / QPSK									
Channel	Frequency (MHz)	EIRP (dBm)	Limit (dBm)	Over Limit (dB)	SPA Reading (dBm)	S.G. Power (dBm)	TX Cable loss (dB)	TX Antenna Gain (dBi)	Polarization (H/V)
Middle	3758.92	-54.03	-13	-41.03	-73.36	-60.78	5.85	12.60	H
	5638.38	-55.26	-13	-42.26	-78.42	-61.06	7.30	13.10	H
	7517.84	-50.61	-13	-37.61	-77.63	-53.76	8.35	11.50	H
	3758.92	-53.03	-13	-40.03	-72.63	-59.78	5.85	12.60	V
	5638.38	-52.69	-13	-39.69	-76.42	-58.49	7.30	13.10	V
	7517.84	-50.25	-13	-37.25	-77.3	-53.40	8.35	11.50	V

Remark: Spurious emissions within 30-1000MHz were found more than 20dB below limit line.

LTE Band 2 / 3MHz / QPSK									
Channel	Frequency (MHz)	EIRP (dBm)	Limit (dBm)	Over Limit (dB)	SPA Reading (dBm)	S.G. Power (dBm)	TX Cable loss (dB)	TX Antenna Gain (dBi)	Polarization (H/V)
Middle	3757.48	-54.62	-13	-41.62	-73.95	-61.37	5.85	12.60	H
	5636.22	-54.02	-13	-41.02	-77.18	-59.82	7.30	13.10	H
	7514.96	-51.00	-13	-38.00	-78.03	-54.15	8.35	11.50	H
	3757.48	-53.24	-13	-40.24	-72.84	-59.99	5.85	12.60	V
	5636.22	-52.27	-13	-39.27	-76	-58.07	7.30	13.10	V
	7514.96	-48.65	-13	-35.65	-75.71	-51.80	8.35	11.50	V

Remark: Spurious emissions within 30-1000MHz were found more than 20dB below limit line.

LTE Band 2 / 5MHz / QPSK									
Channel	Frequency (MHz)	EIRP (dBm)	Limit (dBm)	Over Limit (dB)	SPA Reading (dBm)	S.G. Power (dBm)	TX Cable loss (dB)	TX Antenna Gain (dBi)	Polarization (H/V)
Middle	3755.68	-53.40	-13	-40.40	-72.73	-60.15	5.85	12.60	H
	5633.52	-54.21	-13	-41.21	-77.37	-60.01	7.30	13.10	H
	7511.36	-50.86	-13	-37.86	-77.89	-54.01	8.35	11.50	H
	3755.68	-50.58	-13	-37.58	-70.18	-57.33	5.85	12.60	V
	5633.52	-50.13	-13	-37.13	-73.86	-55.93	7.30	13.10	V
	7511.36	-49.12	-13	-36.12	-76.18	-52.27	8.35	11.50	V

Remark: Spurious emissions within 30-1000MHz were found more than 20dB below limit line.

LTE Band 2 / 10MHz / QPSK									
Channel	Frequency (MHz)	EIRP (dBm)	Limit (dBm)	Over Limit (dB)	SPA Reading (dBm)	S.G. Power (dBm)	TX Cable loss (dB)	TX Antenna Gain (dBi)	Polarization (H/V)
Middle	3751.18	-49.37	-13	-36.37	-68.70	-56.12	5.85	12.60	H
	5626.77	-53.98	-13	-40.98	-77.22	-59.78	7.30	13.10	H
	7502	-51.55	-13	-38.55	-78.69	-54.70	8.35	11.50	H
	3751.18	-48.46	-13	-35.46	-68.06	-55.21	5.85	12.60	V
	5626.77	-52.61	-13	-39.61	-76.43	-58.41	7.30	13.10	V
	7502	-50.17	-13	-37.17	-77.32	-53.32	8.35	11.50	V

Remark: Spurious emissions within 30-1000MHz were found more than 20dB below limit line.

LTE Band 2 / 15MHz / QPSK									
Channel	Frequency (MHz)	EIRP (dBm)	Limit (dBm)	Over Limit (dB)	SPA Reading (dBm)	S.G. Power (dBm)	TX Cable loss (dB)	TX Antenna Gain (dBi)	Polarization (H/V)
Middle	3746.68	-54.45	-13	-41.45	-73.78	-61.20	5.85	12.60	H
	5620.02	-54.26	-13	-41.26	-77.50	-60.06	7.30	13.10	H
	7493.36	-50.88	-13	-37.88	-78.02	-54.03	8.35	11.50	H
	3746.68	-52.95	-13	-39.95	-72.55	-59.70	5.85	12.60	V
	5620.02	-49.35	-13	-36.35	-73.17	-55.15	7.30	13.10	V
	7493.36	-49.10	-13	-36.10	-76.25	-52.25	8.35	11.50	V

Remark: Spurious emissions within 30-1000MHz were found more than 20dB below limit line.

LTE Band 2 / 20MHz / QPSK									
Channel	Frequency (MHz)	EIRP (dBm)	Limit (dBm)	Over Limit (dB)	SPA Reading (dBm)	S.G. Power (dBm)	TX Cable loss (dB)	TX Antenna Gain (dBi)	Polarization (H/V)
Middle	3742.18	-52.39	-13	-39.39	-71.70	-59.14	5.85	12.60	H
	5613.27	-54.56	-13	-41.56	-77.87	-60.36	7.30	13.10	H
	7484.36	-50.55	-13	-37.55	-77.81	-53.70	8.35	11.50	H
	3742.18	-52.53	-13	-39.53	-72.13	-59.28	5.85	12.60	V
	5613.27	-53.06	-13	-40.06	-76.95	-58.86	7.30	13.10	V
	7484.36	-51.21	-13	-38.21	-78.46	-54.36	8.35	11.50	V

Remark: Spurious emissions within 30-1000MHz were found more than 20dB below limit line.

LTE Band 4 / 1.4MHz / QPSK									
Channel	Frequency (MHz)	EIRP (dBm)	Limit (dBm)	Over Limit (dB)	SPA Reading (dBm)	S.G. Power (dBm)	TX Cable loss (dB)	TX Antenna Gain (dBi)	Polarization (H/V)
Middle	3463.74	-47.31	-13	-34.31	-65.23	-54.16	5.65	12.50	H
	5195.61	-55.92	-13	-42.92	-79.07	-61.59	7.13	12.80	H
	6927.48	-43.49	-13	-30.49	-69.22	-46.89	8.40	11.80	H
	3463.74	-51.37	-13	-38.37	-69.65	-58.22	5.65	12.50	V
	5195.61	-55.56	-13	-42.56	-79.38	-61.23	7.13	12.80	V
	6927.48	-46.90	-13	-33.90	-73.16	-50.30	8.40	11.80	V

Remark: Spurious emissions within 30-1000MHz were found more than 20dB below limit line.

LTE Band 4 / 3MHz / QPSK									
Channel	Frequency (MHz)	EIRP (dBm)	Limit (dBm)	Over Limit (dB)	SPA Reading (dBm)	S.G. Power (dBm)	TX Cable loss (dB)	TX Antenna Gain (dBi)	Polarization (H/V)
Middle	3462.48	-47.09	-13	-34.09	-65.01	-53.94	5.65	12.50	H
	5193.72	-56.12	-13	-43.12	-79.28	-61.79	7.13	12.80	H
	6924.96	-45.95	-13	-32.95	-71.68	-49.35	8.40	11.80	H
	3462.48	-50.88	-13	-37.88	-69.16	-57.73	5.65	12.50	V
	5193.72	-55.40	-13	-42.40	-79.23	-61.07	7.13	12.80	V
	6924.96	-47.13	-13	-34.13	-73.39	-50.53	8.40	11.80	V

Remark: Spurious emissions within 30-1000MHz were found more than 20dB below limit line.

LTE Band 4 / 5MHz / QPSK									
Channel	Frequency (MHz)	EIRP (dBm)	Limit (dBm)	Over Limit (dB)	SPA Reading (dBm)	S.G. Power (dBm)	TX Cable loss (dB)	TX Antenna Gain (dBi)	Polarization (H/V)
Middle	3460.68	-44.45	-13	-31.45	-62.37	-51.30	5.65	12.50	H
	5191.02	-56.13	-13	-43.13	-79.29	-61.80	7.13	12.80	H
	6921.36	-46.34	-13	-33.34	-71.93	-49.74	8.40	11.80	H
	3460.68	-50.78	-13	-37.78	-69.06	-57.63	5.65	12.50	V
	5191.02	-55.46	-13	-42.46	-79.29	-61.13	7.13	12.80	V
	6921.36	-45.63	-13	-32.63	-71.77	-49.03	8.40	11.80	V

Remark: Spurious emissions within 30-1000MHz were found more than 20dB below limit line.

LTE Band 4 / 10MHz / QPSK									
Channel	Frequency (MHz)	EIRP (dBm)	Limit (dBm)	Over Limit (dB)	SPA Reading (dBm)	S.G. Power (dBm)	TX Cable loss (dB)	TX Antenna Gain (dBi)	Polarization (H/V)
Middle	3456.18	-48.23	-13	-35.23	-65.99	-55.08	5.65	12.50	H
	5184.27	-55.55	-13	-42.55	-78.71	-61.22	7.13	12.80	H
	6912.36	-42.99	-13	-29.99	-68.58	-46.39	8.40	11.80	H
	3456.18	-47.53	-13	-34.53	-65.64	-54.38	5.65	12.50	V
	5184.27	-55.09	-13	-42.09	-78.93	-60.76	7.13	12.80	V
	6912.36	-44.34	-13	-31.34	-70.48	-47.74	8.40	11.80	V

Remark: Spurious emissions within 30-1000MHz were found more than 20dB below limit line.

LTE Band 4 / 15MHz / QPSK									
Channel	Frequency (MHz)	EIRP (dBm)	Limit (dBm)	Over Limit (dB)	SPA Reading (dBm)	S.G. Power (dBm)	TX Cable loss (dB)	TX Antenna Gain (dBi)	Polarization (H/V)
Middle	3451.68	-49.33	-13	-36.33	-67.09	-56.18	5.65	12.50	H
	5177.52	-56.02	-13	-43.02	-79.18	-61.69	7.13	12.80	H
	6903.36	-46.79	-13	-33.79	-72.25	-50.19	8.40	11.80	H
	3451.68	-49.82	-13	-36.82	-67.93	-56.67	5.65	12.50	V
	5177.52	-55.40	-13	-42.40	-79.24	-61.07	7.13	12.80	V
	6903.36	-45.17	-13	-32.17	-71.19	-48.57	8.40	11.80	V

Remark: Spurious emissions within 30-1000MHz were found more than 20dB below limit line.

LTE Band 4 / 20MHz / QPSK									
Channel	Frequency (MHz)	EIRP (dBm)	Limit (dBm)	Over Limit (dB)	SPA Reading (dBm)	S.G. Power (dBm)	TX Cable loss (dB)	TX Antenna Gain (dBi)	Polarization (H/V)
Middle	3447.18	-49.33	-13	-36.33	-67.09	-56.18	5.65	12.50	H
	5170.77	-56.18	-13	-43.18	-79.33	-61.85	7.13	12.80	H
	6894.36	-46.04	-13	-33.04	-71.52	-49.44	8.40	11.80	H
	3447.18	-51.41	-13	-38.41	-69.52	-58.26	5.65	12.50	V
	5170.77	-55.41	-13	-42.41	-79.26	-61.08	7.13	12.80	V
	6894.36	-46.76	-13	-33.76	-72.8	-50.16	8.40	11.80	V

Remark: Spurious emissions within 30-1000MHz were found more than 20dB below limit line.

LTE Band 5 / 1.4MHz / QPSK									
Channel	Frequency (MHz)	ERP (dBm)	Limit (dBm)	Over Limit (dB)	SPA Reading (dBm)	S.G. Power (dBm)	TX Cable loss (dB)	TX Antenna Gain (dBi)	Polarization (H/V)
Middle	1671.92	-37.77	-13	-24.77	-49.14	-41.02	4.00	9.40	H
	2507.88	-49.99	-13	-36.99	-65.73	-53.56	4.88	10.60	H
	3343.84	-57.94	-13	-44.94	-75.32	-62.87	5.52	12.60	H
	1671.92	-37.00	-13	-24.00	-48.37	-40.25	4.00	9.40	V
	2507.88	-51.02	-13	-38.02	-66.36	-54.59	4.88	10.60	V
	3343.84	-56.48	-13	-43.48	-74.09	-61.41	5.52	12.60	V

Remark: Spurious emissions within 30-1000MHz were found more than 20dB below limit line.

LTE Band 5 / 3MHz / QPSK									
Channel	Frequency (MHz)	ERP (dBm)	Limit (dBm)	Over Limit (dB)	SPA Reading (dBm)	S.G. Power (dBm)	TX Cable loss (dB)	TX Antenna Gain (dBi)	Polarization (H/V)
Middle	1670.48	-34.03	-13	-21.03	-45.52	-37.28	4.00	9.40	H
	2505.72	-52.57	-13	-39.57	-68.31	-56.14	4.88	10.60	H
	3340.96	-58.61	-13	-45.61	-75.99	-63.54	5.52	12.60	H
	1670.48	-37.49	-13	-24.49	-49.00	-40.74	4.00	9.40	V
	2505.72	-51.74	-13	-38.74	-67.08	-55.31	4.88	10.60	V
	3340.96	-57.82	-13	-44.82	-75.43	-62.75	5.52	12.60	V

Remark: Spurious emissions within 30-1000MHz were found more than 20dB below limit line.

LTE Band 5 / 5MHz / QPSK									
Channel	Frequency (MHz)	ERP (dBm)	Limit (dBm)	Over Limit (dB)	SPA Reading (dBm)	S.G. Power (dBm)	TX Cable loss (dB)	TX Antenna Gain (dBi)	Polarization (H/V)
Middle	1668.68	-33.41	-13	-20.41	-44.90	-36.66	4.00	9.40	H
	2503.02	-53.30	-13	-40.30	-69.08	-56.87	4.88	10.60	H
	3337.36	-58.94	-13	-45.94	-76.38	-63.87	5.52	12.60	H
	1668.68	-38.23	-13	-25.23	-49.74	-41.48	4.00	9.40	V
	2503.02	-52.03	-13	-39.03	-67.41	-55.60	4.88	10.60	V
	3337.36	-56.51	-13	-43.51	-74.16	-61.44	5.52	12.60	V

Remark: Spurious emissions within 30-1000MHz were found more than 20dB below limit line.

LTE Band 5 / 10MHz / QPSK									
Channel	Frequency (MHz)	ERP (dBm)	Limit (dBm)	Over Limit (dB)	SPA Reading (dBm)	S.G. Power (dBm)	TX Cable loss (dB)	TX Antenna Gain (dBi)	Polarization (H/V)
Middle	1664.18	-34.12	-13	-21.12	-45.61	-37.37	4.00	9.40	H
	2496.27	-52.83	-13	-39.83	-68.61	-56.40	4.88	10.60	H
	3328.36	-58.33	-13	-45.33	-75.77	-63.26	5.52	12.60	H
	1664.18	-37.78	-13	-24.78	-49.29	-41.03	4.00	9.40	V
	2496.27	-54.03	-13	-41.03	-69.41	-57.60	4.88	10.60	V
	3328.36	-58.61	-13	-45.61	-76.26	-63.54	5.52	12.60	V

Remark: Spurious emissions within 30-1000MHz were found more than 20dB below limit line.

LTE Band 12 / 1.4MHz / QPSK									
Channel	Frequency (MHz)	ERP (dBm)	Limit (dBm)	Over Limit (dB)	SPA Reading (dBm)	S.G. Power (dBm)	TX Cable loss (dB)	TX Antenna Gain (dBi)	Polarization (H/V)
Middle	1413.74	-39.32	-13	-26.32	-51.43	-42.57	4.00	9.40	H
	2120.61	-53.98	-13	-40.98	-69.96	-57.55	4.88	10.60	H
	2827.48	-54.84	-13	-41.84	-71.71	-59.77	5.52	12.60	H
	1413.74	-48.68	-13	-35.68	-60.44	-51.93	4.00	9.40	V
	2120.61	-52.50	-13	-39.50	-68.60	-56.07	4.88	10.60	V
	2827.48	-57.38	-13	-44.38	-74.31	-62.31	5.52	12.60	V

Remark: Spurious emissions within 30-1000MHz were found more than 20dB below limit line.

LTE Band 12 / 3MHz / QPSK									
Channel	Frequency (MHz)	ERP (dBm)	Limit (dBm)	Over Limit (dB)	SPA Reading (dBm)	S.G. Power (dBm)	TX Cable loss (dB)	TX Antenna Gain (dBi)	Polarization (H/V)
Middle	1412.3	-47.39	-13	-34.39	-59.50	-50.64	4.00	9.40	H
	2118.45	-57.92	-13	-44.92	-73.90	-61.49	4.88	10.60	H
	2824.6	-59.18	-13	-46.18	-76.05	-64.11	5.52	12.60	H
	1412.3	-54.51	-13	-41.51	-66.27	-57.76	4.00	9.40	V
	2118.45	-59.51	-13	-46.51	-75.61	-63.08	4.88	10.60	V
	2824.6	-59.41	-13	-46.41	-76.34	-64.34	5.52	12.60	V

Remark: Spurious emissions within 30-1000MHz were found more than 20dB below limit line.

LTE Band 12 / 5MHz / QPSK									
Channel	Frequency (MHz)	ERP (dBm)	Limit (dBm)	Over Limit (dB)	SPA Reading (dBm)	S.G. Power (dBm)	TX Cable loss (dB)	TX Antenna Gain (dBi)	Polarization (H/V)
Middle	1410.5	-42.56	-13	-29.56	-54.67	-45.81	4.00	9.40	H
	2115.75	-53.07	-13	-40.07	-69.05	-56.64	4.88	10.60	H
	2821	-55.67	-13	-42.67	-72.54	-60.60	5.52	12.60	H
	1410.5	-47.05	-13	-34.05	-58.81	-50.30	4.00	9.40	V
	2115.75	-55.52	-13	-42.52	-71.62	-59.09	4.88	10.60	V
	2821	-58.30	-13	-45.30	-75.23	-63.23	5.52	12.60	V

Remark: Spurious emissions within 30-1000MHz were found more than 20dB below limit line.

LTE Band 12 / 10MHz / QPSK									
Channel	Frequency (MHz)	ERP (dBm)	Limit (dBm)	Over Limit (dB)	SPA Reading (dBm)	S.G. Power (dBm)	TX Cable loss (dB)	TX Antenna Gain (dBi)	Polarization (H/V)
Middle	1406	-43.15	-13	-30.15	-55.26	-46.40	4.00	9.40	H
	2109	-56.99	-13	-43.99	-72.72	-60.56	4.88	10.60	H
	2812	-59.02	-13	-46.02	-75.89	-63.95	5.52	12.60	H
	1406	-43.52	-13	-30.52	-55.28	-46.77	4.00	9.40	V
	2109	-53.21	-13	-40.21	-69.04	-56.78	4.88	10.60	V
	2812	-58.51	-13	-45.51	-75.44	-63.44	5.52	12.60	V

Remark: Spurious emissions within 30-1000MHz were found more than 20dB below limit line.

LTE Band 13 / 5MHz / QPSK / RB Size 1 Offset 0									
Channel	Frequency (MHz)	ERP (dBm)	Limit (dBm)	Over Limit (dB)	SPA Reading (dBm)	S.G. Power (dBm)	TX Cable loss (dB)	TX Antenna Gain (dBi)	Polarization (H/V)
Middle	1559.5	-46.23	-40	-6.23	-58.10	-49.48	4.00	9.40	H
	2339.25	-56.81	-13	-43.81	-73.16	-60.38	4.88	10.60	H
	3119	-58.34	-13	-45.34	-76.01	-63.27	5.52	12.60	H
	1559.5	-45.73	-40	-5.73	-57.64	-48.98	4.00	9.40	V
	2339.25	-56.51	-13	-43.51	-72.60	-60.08	4.88	10.60	V
	3119	-56.90	-13	-43.90	-74.60	-61.83	5.52	12.60	V

Remark: Spurious emissions within 30-1000MHz were found more than 20dB below limit line.

LTE Band 13 / 10MHz / QPSK/ RB Size 1 Offset 0									
Channel	Frequency (MHz)	ERP (dBm)	Limit (dBm)	Over Limit (dB)	SPA Reading (dBm)	S.G. Power (dBm)	TX Cable loss (dB)	TX Antenna Gain (dBi)	Polarization (H/V)
Middle	1555	-42.99	-13	-29.99	-54.86	-46.24	4.00	9.40	H
	2332.5	-56.92	-13	-43.92	-73.39	-60.49	4.88	10.60	H
	3110	-58.82	-13	-45.82	-76.44	-63.75	5.52	12.60	H
	1555	-43.50	-13	-30.50	-55.41	-46.75	4.00	9.40	V
	2332.5	-58.84	-13	-45.84	-75.10	-62.41	4.88	10.60	V
	3110	-57.74	-13	-44.74	-75.37	-62.67	5.52	12.60	V

Remark: Spurious emissions within 30-1000MHz were found more than 20dB below limit line.