RADIO TEST REPORT

FCC ID	:	O2U-5881
Equipment	:	Wireless Access Point
Brand Name	:	cbn
Model Name	:	WR5881
Applicant	:	COMPAL BROADBAND NETWORKS,INC. 13F-1, No.1, Taiyuan 1st St., Zhubei City, Hsinchu County 30288, Taiwan, R.O.C.
Manufacturer	:	COMPAL BROADBAND NETWORKS,INC. 13F-1, No.1, Taiyuan 1st St., Zhubei City, Hsinchu County 30288, Taiwan, R.O.C.
Standard	:	47 CFR FCC Part 15.247

The product was received on Jul. 06, 2021, and testing was started from Jul. 16, 2021 and completed on Jul. 20, 2021. We, Sporton International Inc. Hsinchu Laboratory, would like to declare that the tested sample has been evaluated in accordance with the procedures given in ANSI C63.10-2013 and shown compliance with the applicable technical standards.

The test results in this report apply exclusively to the tested model / sample. Without written approval of Sporton International Inc. Hsinchu Laboratory, the test report shall not be reproduced except in full.

Approved by: Cliff Chang

Sporton International Inc. Hsinchu Laboratory
No.8, Ln. 724, Bo'ai St., Zhubei City, Hsinchu County 302010, Taiwan (R.O.C.)

Table of Contents

History of this test report **3**

Summary of Test Result **4**

1 General Description **5**

1.1 Information 5
1.2 Applicable Standards 8
1.3 Testing Location Information 8
1.4 Measurement Uncertainty 9

2 Test Configuration of EUT **10**

2.1 Test Channel Mode 10
2.2 The Worst Case Measurement Configuration 11
2.3 EUT Operation during Test 12
2.4 Accessories 12
2.5 Support Equipment 12
2.6 Test Setup Diagram 14

3 Transmitter Test Result **17**

3.1 AC Power-line Conducted Emissions 17
3.2 DTS Bandwidth 19
3.3 Maximum Conducted Output Power 20
3.4 Power Spectral Density 23
3.5 Emissions in Non-restricted Frequency Bands 25
3.6 Emissions in Restricted Frequency Bands 26

4 Test Equipment and Calibration Data **30**

Appendix A. Test Results of AC Power-line Conducted Emissions

Appendix B. Test Results of DTS Bandwidth

Appendix C. Test Results of Maximum Conducted Output Power

Appendix D. Test Results of Power Spectral Density

Appendix E. Test Results of Emissions in Non-restricted Frequency Bands

Appendix F. Test Results of Emissions in Restricted Frequency Bands

Appendix G. Test Photos

Photographs of EUT v01

History of this test report

Report No.	Version	Description	Issued Date
FR151112AA	01	Initial issue of report	Sep. 07, 2021

Summary of Test Result

Report Clause	Ref Std. Clause	Test Items	Result (PASS/FAIL)	Remark
1.1.2	15.203	Antenna Requirement	PASS	-
3.1	15.207	AC Power-line Conducted Emissions	PASS	-
3.2	15.247(a)	DTS Bandwidth	PASS	-
3.3	15.247(b)	Maximum Conducted Output Power	PASS	-
3.4	15.247(e)	Power Spectral Density	PASS	-
3.5	15.247(d)	Emissions in Non-restricted Frequency Bands	PASS	-
3.6	15.247(d)	Emissions in Restricted Frequency Bands	PASS	-

Declaration of Conformity:
The test results with all measurement uncertainty excluded are presented in accordance with the regulation limits or requirements declared by manufacturers.
Comments and Explanations:
The declared of product specification for EUT presented in the report are provided by the manufacturer, and the manufacturer takes all the responsibilities for the accuracy of product specification.

Reviewed by: Sam Chen
Report Producer: Sandy Chuang

1 General Description

1.1 Information

1.1.1 RF General Information

Frequency Range (MHz)	IEEE Std. 802.11	Ch. Frequency (MHz)	Channel Number
2400-2483.5	b, g, n (HT20)	2412-2462	1-11 [11]
2400-2483.5	n (HT40)	2422-2452	3-9 [7]

Band	Mode	BWch (MHz)	Nant
2.4-2.4835GHz	802.11b	20	4TX
2.4-2.4835GHz	802.11g	20	4TX
2.4-2.4835GHz	802.11n HT20	20	4TX
2.4-2.4835GHz	802.11n HT40	40	4TX

Note:
- 11b mode uses a combination of DSSS-DBPSK, DQPSK, CCK modulation.
- 11g, HT20 and HT40 use a combination of OFDM-BPSK, QPSK, 16QAM, 64QAM modulation.
- BWch is the nominal channel bandwidth.

1.1.2 Antenna Information

Ant.	Port		Brand	Model Name	Antenna Type	Connector	Antenna Gain (dBi)		Cable Loss (dB)		True Gain (dBi)	
	2.4GHz	5GHz					2.4GHz	5GHz	2.4GHz	5GHz	2.4GHz	5GHz
1	3	-	CBN	WR5581	PCB	I-Pex	3.41	-	0.67	-	2.74	-
2	2	-	CBN	WR5581	PCB	I-Pex	4.09	-	0.68	-	3.41	-
3	4	-	CBN	WR5581	PCB	I-Pex	5.22	-	0.55	-	4.67	-
4	1	-	CBN	WR5581	PCB	I-Pex	4.27	-	1.13	-	3.14	-
5	-	1	CBN	WR5581	PCB	I-Pex	-	3.48	-	0.29	-	3.19
6	-	2	CBN	WR5581	Dipole	I-Pex	-	3.80	-	0.63	-	3.17
7	-	3	CBN	WR5581	Dipole	I-Pex	-	4.43	-	0.32	-	4.11
8	-	4	CBN	WR5581	PCB	I-Pex	-	5.17	-	0.45	-	4.72

Note: The above information was declared by manufacturer.

<For 2.4GHz Band>

For IEEE 802.11b/g/n mode (4TX/4RX)

Port 1, Port 2, Port 3 and Port 4 can be used as transmitting/receiving antenna.

Port 1, Port 2, Port 3 and Port 4 could transmit/receive simultaneously.

<For 5GHz Band>

For IEEE 802.11a/n/ac/ax mode (4TX/4RX)

Port 1, Port 2, Port 3 and Port 4 can be used as transmitting/receiving antenna.

Port 1, Port 2, Port 3 and Port 4 could transmit/receive simultaneously

1.1.3 Mode Test Duty Cycle

Mode	DC	DCF(dB)	T(s)	VBW(Hz) ≥ 1/T
802.11b	0.63	2.01	652.5u	3k
802.11g	0.932	0.31	1.435m	1k
802.11n HT20	0.963	0.16	5.433m	300
802.11n HT40	0.941	0.26	5.43m	300

Note:
- DC is Duty Cycle.
- DCF is Duty Cycle Factor.

1.1.4 EUT Operational Condition

EUT Power Type	From Power Adapter			
Beamforming Function	☐	With beamforming	☒	Without beamforming
Function	☒	Point-to-multipoint	☐	Point-to-point
Test Software Version	QSPR (ver.5.0-00186)			
Test sample serial number	1415881200004			

Note: The above information was declared by manufacturer.

1.2 Applicable Standards

According to the specifications of the manufacturer, the EUT must comply with the requirements of the following standards:

- 47 CFR FCC Part 15.247
- ANSI C63.10-2013

The following reference test guidance is not within the scope of accreditation of TAF.

- FCC KDB 558074 D01 v05r02
- FCC KDB 662911 D01 v02r01
- FCC KDB 414788 D01 v01r01

1.3 Testing Location Information

Testing Location Information	
Test Lab.：Sporton International Inc. Hsinchu Laboratory	
Hsinchu	ADD: No.8, Ln. 724, Bo'ai St., Zhubei City, Hsinchu County 302010, Taiwan (R.O.C.)
(TAF: 3787)	TEL: 886-3-656-9065 FAX: 886-3-656-9085
	Test site Designation No. TW3787 with FCC.
	Conformity Assessment Body Identifier (CABID) TW3787 with ISED.

Test Condition	Test Site No.	Test Engineer	Test Environment (°C / %)	Test Date
RF Conducted	TH01-CB	Caster Chang	24.1-24.5 / 69-72	Jul. 20, 2021
Radiated (Below 1GHz)	10CH01-CB	Zack Kuo	24~26 / 58~60	Jul. 20, 2021
Radiated (Above 1GHz)	03CH01-CB	Ken Yeh	24.4~26.6 / 65~71	Jul. 16, 2021~ Jul. 17, 2021
AC Conduction	CO01-CB	Peter Wu	24~25 / 58~59	Jul. 20, 2021

1.4 Measurement Uncertainty

ISO/IEC 17025 requires that an estimate of the measurement uncertainties associated with the emissions test results be included in the report. The measurement uncertainties given below are based on a 95% confidence level (based on a coverage factor (k=2)

Test Items	Uncertainty	Remark
Conducted Emission (150kHz ~ 30MHz)	2.0 dB	Confidence levels of 95%
Radiated Emission (9kHz ~ 30MHz)	1.6 dB	Confidence levels of 95%
Radiated Emission (30MHz ~ 1,000MHz)	4.2 dB	Confidence levels of 95%
Radiated Emission (1GHz ~ 18GHz)	4.7 dB	Confidence levels of 95%
Radiated Emission (18GHz ~ 40GHz)	4.2 dB	Confidence levels of 95%
Conducted Emission	2.5 dB	Confidence levels of 95%
Output Power Measurement	1.3 dB	Confidence levels of 95%
Power Density Measurement	2.5 dB	Confidence levels of 95%
Bandwidth Measurement	0.9%	Confidence levels of 95%

2 Test Configuration of EUT

2.1 Test Channel Mode

Mode	Power Setting
802.11b_Nss1,(1Mbps)_4TX	-
2412MHz	24
2437MHz	24
2462MHz	24
802.11g_Nss1,(6Mbps)_4TX	-
2412MHz	24
2417MHz	24
2437MHz	24
2457MHz	24
2462MHz	21.5
802.11n HT20_Nss1,(MCS0)_4TX	-
2412MHz	23.5
2417MHz	24
2437MHz	24
2457MHz	24
2462MHz	20.5
802.11n HT40_Nss1,(MCS0)_4TX	-
2422MHz	23
2437MHz	24
2447MHz	18
2452MHz	18

2.2 The Worst Case Measurement Configuration

The Worst Case Mode for Following Conformance Tests	
Tests Item	AC power-line conducted emissions
Condition	AC power-line conducted measurement for line and neutral Test Voltage: 120Vac / 60Hz
Operating Mode	Normal Link
1	EUT

The Worst Case Mode for Following Conformance Tests	
Tests Item	DTS Bandwidth Maximum Conducted Output Power Power Spectral Density Emissions in Non-restricted Frequency Bands
Test Condition	Conducted measurement at transmit chains

The Worst Case Mode for Following Conformance Tests	
Tests Item	Emissions in Restricted Frequency Bands
Test Condition	Radiated measurement If EUT consist of multiple antenna assembly (multiple antenna are used in EUT regardless of spatial multiplexing MIMO configuration), the radiated test should be performed with highest antenna gain of each antenna type.
Operating Mode < 1GHz	Normal Link
1	EUT in Y axis
Operating Mode > 1GHz	CTX
1	EUT in Y axis

The Worst Case Mode for Following Conformance Tests	
Tests Item	Simultaneous Transmission Analysis - Co-location RF Exposure Evaluation
Operating Mode	
1	WLAN 2.4GHz + WLAN 5 GHz
Refer to Sporton Test Report No.: FA151112 for Co-location RF Exposure Evaluation.	

Note: The EUT can only be used in Y axis position.

2.3 EUT Operation during Test

For CTX Mode:

The EUT was programmed to be in continuously transmitting mode.

For Normal Link:

During the test, the EUT operation to normal function.

2.4 Accessories

Accessories			
Equipment Name	**Brand Name**	**Model Name**	**Rating**
Adapter	Frecom	F30L7-120250SPAU	INPUT: 100-240V~50/60Hz, 0.8A OUTPUT: 12.0V, 2.5A, 30.0W
Others			
RJ-45 cable*1: Non-Shielded, 1.5m			

2.5 Support Equipment

For AC Conduction:

Support Equipment				
No.	**Equipment**	**Brand Name**	**Model Name**	**FCC ID**
A	2.5G WAN PC	DELL	T3400	N/A
B	LAN NB	DELL	E6430	N/A
C	2.4G NB	DELL	E6430	N/A
D	5G NB	DELL	E6430	N/A
E	Flash disk3.0	Transcend	JetFlash-700	N/A

For Radiated (below 1GHz):

Support Equipment				
No.	**Equipment**	**Brand Name**	**Model Name**	**FCC ID**
A	2.5G WAN PC	DELL	T3400	N/A
B	LAN NB	DELL	E6430	N/A
C	2.4G NB	DELL	E6430	N/A
D	5G NB	DELL	E6430	N/A
E	Flash disk3.0	Transcend	JetFlash-700	N/A

For Radiated (above 1GHz):

Support Equipment				
No.	**Equipment**	**Brand Name**	**Model Name**	**FCC ID**
A	NB	DELL	E4300	N/A

For RF Conducted:

Support Equipment				
No.	**Equipment**	**Brand Name**	**Model Name**	**FCC ID**
A	NB	DELL	E4300	N/A

2.6 Test Setup Diagram

Test Setup Diagram – AC Line Conducted Emission Test

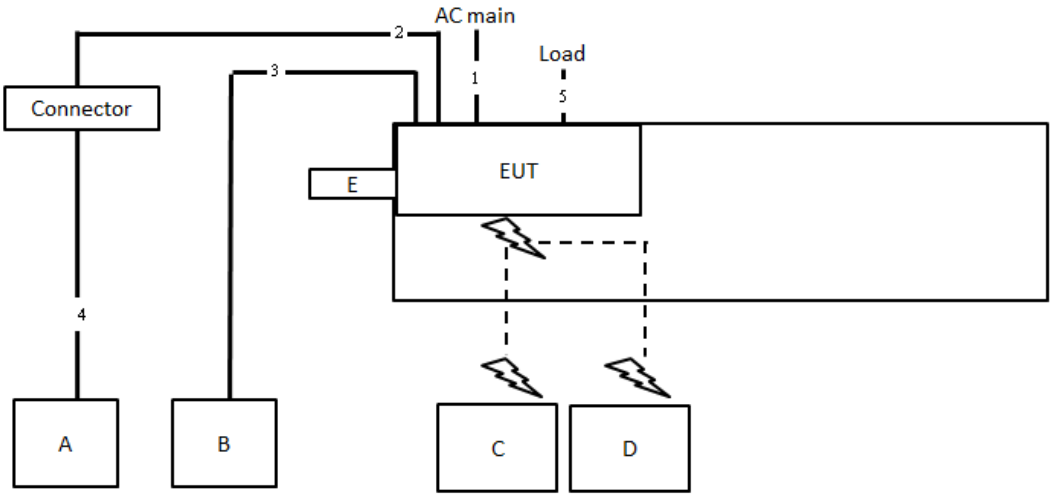

Item	Connection	Shielded	Length
1	Power cable	No	2m
2	RJ-45 cable	No	1.5m
3	RJ-45 cable	No	10m
4	RJ-45 cable	No	10m
5	RJ-45 cable*3	No	1.5m

Test Setup Diagram - Radiated Test < 1GHz

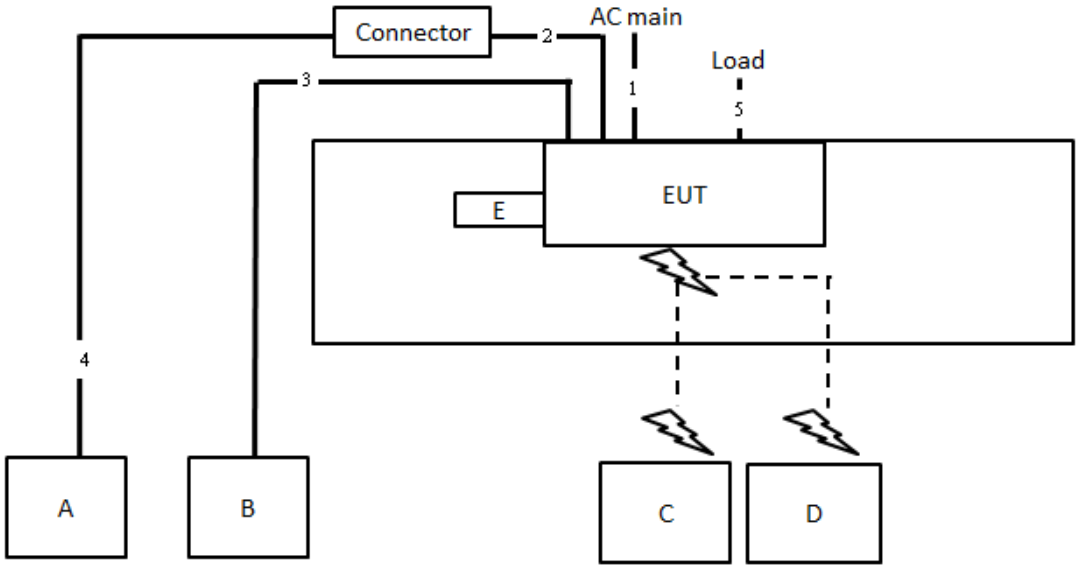

Item	Connection	Shielded	Length
1	Power cable	No	2m
2	RJ-45 cable	No	1.5m
3	RJ-45 cable	No	10m
4	RJ-45 cable	No	10m
5	RJ-45 cable*3	No	1.5m

Test Setup Diagram - Radiated Test > 1GHz

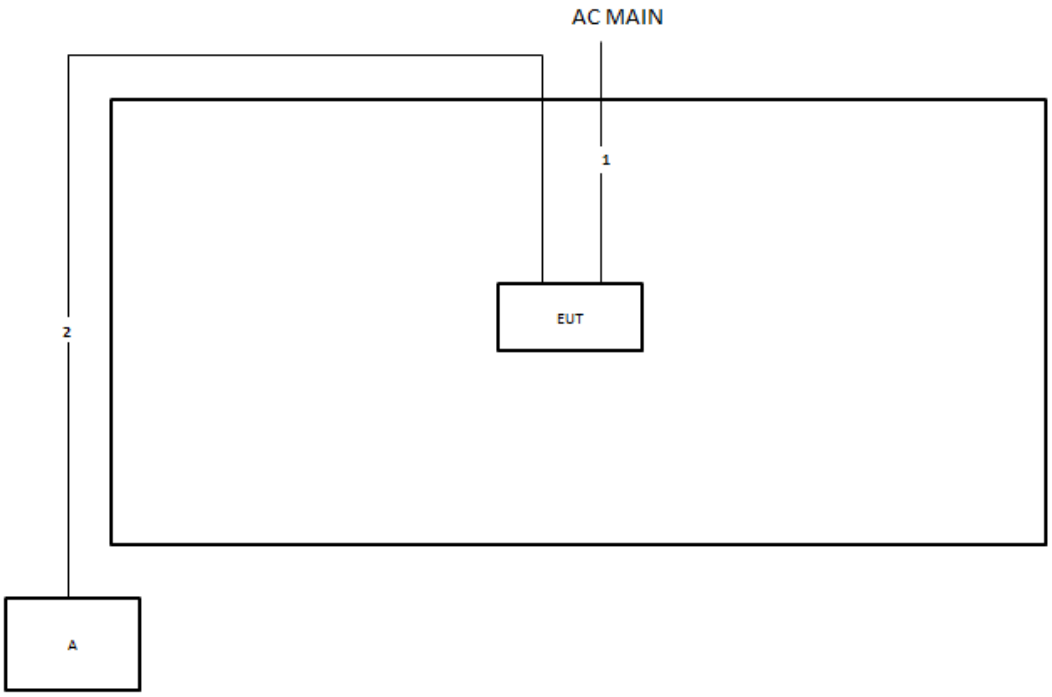

Item	Connection	Shielded	Length
1	Power cable	No	2m
2	RJ-45 cable	No	10m

3 Transmitter Test Result

3.1 AC Power-line Conducted Emissions

3.1.1 AC Power-line Conducted Emissions Limit

AC Power-line Conducted Emissions Limit		
Frequency Emission (MHz)	**Quasi-Peak**	**Average**
0.15-0.5	66 - 56 *	56 - 46 *
0.5-5	56	46
5-30	60	50
Note 1: * Decreases with the logarithm of the frequency.		

3.1.2 Measuring Instruments

Refer a test equipment and calibration data table in this test report.

3.1.3 Test Procedures

Test Method
☒ Refer as ANSI C63.10-2013, clause 6.2 for AC power-line conducted emissions.

3.1.4 Test Setup

AC Power-line Conducted Emissions

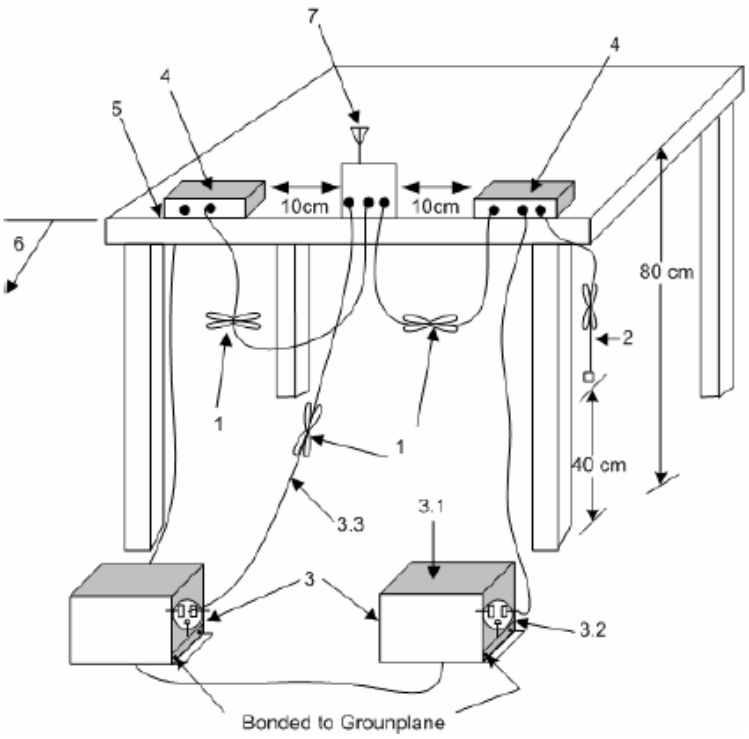

1—Interconnecting cables that hang closer than 40 cm to the ground plane shall be folded back and forth in the center forming a bundle 30 cm to 40 cm long.
2—The I/O cables that are not connected to an accessory shall be bundled in the center. The end of the cable may be terminated, if required, using the correct terminating impedance. The overall length shall not exceed 1 m.
3—EUT connected to one LISN. Unused LISN measuring port connectors shall be terminated in 50 Ω loads. LISN may be placed on top of, or immediately beneath, reference ground plane.
3.1—All other equipment powered from additional LISN(s).
3.2—A multiple-outlet strip may be used for multiple power cords of non-EUT equipment.
3.3—LISN at least 80 cm from nearest part of EUT chassis.
4—Non-EUT components of EUT system being tested.
5—Rear of EUT, including peripherals, shall all be aligned and flush with edge of tabletop.
6—Edge of tabletop shall be 40 cm removed from a vertical conducting plane that is bonded to the ground plane.
7—Antenna can be integral or detachable. If detachable, then the antenna shall be attached for this test.

3.1.5 Measurement Results Calculation

The measured Level is calculated using:

a. Corrected Reading: LISN Factor (LISN) + Attenuator (AT/AUX) + Cable Loss (CL) + Read Level (Raw) = Level

b. Margin = -Limit + Level

3.1.6 Test Result of AC Power-line Conducted Emissions

Refer as Appendix A

3.2 DTS Bandwidth

3.2.1 6dB Bandwidth Limit

6dB Bandwidth Limit
Systems using digital modulation techniques:
▪ 6 dB bandwidth ≥ 500 kHz.

3.2.2 Measuring Instruments

Refer a test equipment and calibration data table in this test report.

3.2.3 Test Procedures

Test Method	
▪ For the emission bandwidth shall be measured using one of the options below:	
	☒ Refer as FCC KDB 558074, clause 8.2 & C63.10 clause 11.8.1 Option 1 for 6 dB bandwidth measurement.
	☐ Refer as FCC KDB 558074, clause 8.2 & C63.10 clause 11.8.2 Option 2 for 6 dB bandwidth measurement.
	☐ Refer as ANSI C63.10, clause 6.9.1 for occupied bandwidth testing.

3.2.4 Test Setup

Emission Bandwidth

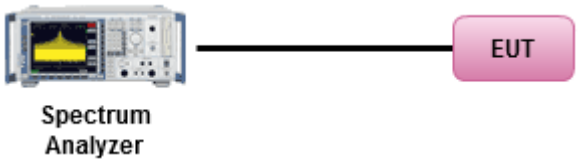

3.2.5 Test Result of Emission Bandwidth

Refer as Appendix B

3.3 Maximum Conducted Output Power

3.3.1 Maximum Conducted Output Power Limit

Maximum Conducted Output Power Limit		
	▪ If $G_{TX} \leq 6$ dBi, then $P_{Out} \leq 30$ dBm (1 W)	
	▪ Point-to-multipoint systems (P2M): If $G_{TX} > 6$ dBi, then $P_{Out} = 30 – (G_{TX} – 6)$ dBm	
	▪ Point-to-point systems (P2P): If $G_{TX} > 6$ dBi, then $P_{Out} = 30 – (G_{TX} – 6)/3$ dBm	
	▪ Smart antenna system (SAS):	
		- Single beam: If $G_{TX} > 6$ dBi, then $P_{Out} = 30 – (G_{TX} – 6)/3$ dBm
		- Overlap beam: If $G_{TX} > 6$ dBi, then $P_{Out} = 30 – (G_{TX} – 6)/3$ dBm
		- Aggregate power on all beams: If $G_{TX} > 6$ dBi, then $P_{Out} = 30 – (G_{TX} – 6)/3 + 8$dB dBm
P_{Out} = maximum peak conducted output power or maximum conducted output power in dBm, **G_{TX}** = the maximum transmitting antenna directional gain in dBi.		

3.3.2 Measuring Instruments

Refer a test equipment and calibration data table in this test report.

3.3.3 Test Procedures

Test Method	
▪ Maximum Peak Conducted Output Power	
	☐ Refer as FCC KDB 558074, clause 8.3.1.1 & C63.10 clause 11.9.1.1 (RBW ≥ EBW method).
	☐ Refer as FCC KDB 558074, clause 8.3.1.3 & C63.10 clause 11.9.1.3 (peak power meter).
▪ Maximum Conducted Output Power	
	[duty cycle ≥ 98% or external video / power trigger]
	☐ Refer as FCC KDB 558074, clause 8.3.2.2 & C63.10 clause 11.9.2.2.2 Method AVGSA-1.
	☐ Refer as FCC KDB 558074, clause 8.3.2.2 & C63.10 clause 11.9.2.2.3 Method AVGSA-1A. (alternative)
	duty cycle < 98% and average over on/off periods with duty factor
	☐ Refer as FCC KDB 558074, clause 8.3.2.2 & C63.10 clause 11.9.2.2.4 Method AVGSA-2.
	☐ Refer as FCC KDB 558074, clause 8.3.2.2 & C63.10 clause 11.9.2.2.5 Method AVGSA-2A (alternative)
	☐ Refer as FCC KDB 558074, clause 8.3.2.2 & C63.10 clause 11.9.2.2.6 Method AVGSA-3
	☐ Refer as FCC KDB 558074, clause 8.3.2.2 & C63.10 clause 11.9.2.2.7 Method AVGSA-3A (alternative)
	Measurement using a power meter (PM)
	☐ Refer as FCC KDB 558074, clause 8.3.2.3 & C63.10 clause 11.9.2.3.1 Method AVGPM (using an RF average power meter).
	☒ Refer as FCC KDB 558074, clause 8.3.2.3 & C63.10 clause 11.9.2.3.2 Method AVGPM-G (using an gate RF average power meter).
▪ For conducted measurement.	
	▪ If the EUT supports multiple transmit chains using options given below: Refer as FCC KDB 662911, In-band power measurements. Using the measure-and-sum approach, measured all transmit ports individually. Sum the power (in linear power units e.g., mW) of all ports for each individual sample and save them.
	▪ If multiple transmit chains, EIRP calculation could be following as methods: $P_{total} = P_1 + P_2 + \ldots + P_n$ (calculated in linear unit [mW] and transfer to log unit [dBm]) $EIRP_{total} = P_{total} + DG$

3.3.4 Test Setup

Maximum Conducted Output Power (Power Meter)

3.3.5 Test Result of Maximum Conducted Output Power

Refer as Appendix C

3.4 Power Spectral Density

3.4.1 Power Spectral Density Limit

Power Spectral Density Limit
▪ Power Spectral Density (PSD) ≤ 8 dBm/3kHz

3.4.2 Measuring Instruments

Refer a test equipment and calibration data table in this test report.

3.4.3 Test Procedures

Test Method		
▪ Peak power spectral density procedures that the same method as used to determine the conducted output power. If maximum peak conducted output power was measured to demonstrate compliance to the output power limit, then the peak PSD procedure below (Method PKPSD) shall be used. If maximum conducted output power was measured to demonstrate compliance to the output power limit, then one of the average PSD procedures shall be used, as applicable based on the following criteria (the peak PSD procedure is also an acceptable option).		
	☒ Refer as FCC KDB 558074, clause 8.4 & C63.10 clause 11.10 Method Max. PSD.	
▪ For conducted measurement.		
	▪ If The EUT supports multiple transmit chains using options given below:	
		☒ Option 1: Measure and sum the spectra across the outputs. Refer as FCC KDB 662911, In-band power spectral density (PSD). Sample all transmit ports simultaneously using a spectrum analyzer for each transmit port. Where the trace bin-by-bin of each transmit port summing can be performed. (i.e., in the first spectral bin of output 1 is summed with that in the first spectral bin of output 2 and that from the first spectral bin of output 3, and so on up to the NTX output to obtain the value for the first frequency bin of the summed spectrum.). Add up the amplitude (power) values for the different transmit chains and use this as the new data trace.
		☐ Option 2: Measure and sum spectral maxima across the outputs. With this technique, spectra are measured at each output of the device at the required resolution bandwidth. The maximum value (peak) of each spectrum is determined. These maximum values are then summed mathematically in linear power units across the outputs. These operations shall be performed separately over frequency spans that have different out-of-band or spurious emission limits,
		☐ Option 3: Measure and add 10 log(N) dB, where N is the number of transmit chains. Refer as FCC KDB 662911, In-band power spectral density (PSD). Performed at each transmit chains and each transmit chains shall be compared with the limit have been reduced with 10 log(N). Or each transmit chains shall be add 10 log(N) to compared with the limit.

3.4.4 Test Setup

Power Spectral Density

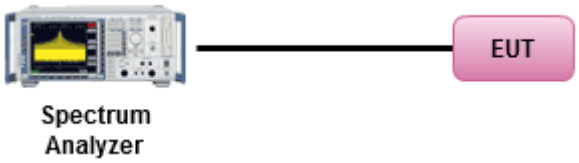

3.4.5 Test Result of Power Spectral Density

Refer as Appendix D

3.5 Emissions in Non-restricted Frequency Bands

3.5.1 Emissions in Non-restricted Frequency Bands Limit

Un-restricted Band Emissions Limit	
RF output power procedure	**Limit (dBc)**
Peak output power procedure	20
Average output power procedure	30

Note 1: If the peak output power procedure is used to measure the fundamental emission power to demonstrate compliance to requirements, then the peak conducted output power measured within any 100 kHz outside the authorized frequency band shall be attenuated by at least 20 dB relative to the maximum measured in-band peak PSD level.

Note 2: If the average output power procedure is used to measure the fundamental emission power to demonstrate compliance to requirements, then the power in any 100 kHz outside of the authorized frequency band shall be attenuated by at least 30 dB relative to the maximum measured in-band average PSD level.

3.5.2 Measuring Instruments

Refer a test equipment and calibration data table in this test report.

3.5.3 Test Procedures

Test Method
▪ Refer as FCC KDB 558074, clause 8.5 for unwanted emissions into non-restricted bands.

3.5.4 Test Setup

Emissions in Non-restricted Frequency Bands



3.5.5 Test Result of Emissions in Non-restricted Frequency Bands

Refer as Appendix E

3.6 Emissions in Restricted Frequency Bands

3.6.1 Emissions in Restricted Frequency Bands Limit

Restricted Band Emissions Limit			
Frequency Range (MHz)	**Field Strength (uV/m)**	**Field Strength (dBuV/m)**	**Measure Distance (m)**
0.009~0.490	2400/F(kHz)	48.5 - 13.8	300
0.490~1.705	24000/F(kHz)	33.8 - 23	30
1.705~30.0	30	29	30
30~88	100	40	3
88~216	150	43.5	3
216~960	200	46	3
Above 960	500	54	3

Note 1: Test distance for frequencies at or above 30 MHz, measurements may be performed at a distance other than the limit distance provided they are not performed in the near field and the emissions to be measured can be detected by the measurement equipment. When performing measurements at a distance other than that specified, the results shall be extrapolated to the specified distance using an extrapolation factor of 20 dB/decade (inverse of linear distance for field-strength measurements, inverse of linear distance-squared for power-density measurements).

Note 2: Test distance for frequencies at below 30 MHz, measurements may be performed at a distance closer than the EUT limit distance; however, an attempt should be made to avoid making measurements in the near field. When performing measurements below 30 MHz at a closer distance than the limit distance, the results shall be extrapolated to the specified distance by either making measurements at a minimum of two or more distances on at least one radial to determine the proper extrapolation factor or by using the square of an inverse linear distance extrapolation factor (40 dB/decade). The test report shall specify the extrapolation method used to determine compliance of the EUT.

Note 3: Using the distance of 1m during the test for above 18 GHz, and the test value to correct for the distance factor at 3m.

3.6.2 Measuring Instruments

Refer a test equipment and calibration data table in this test report.

3.6.3 Test Procedures

Test Method			
▪ The average emission levels shall be measured in [duty cycle ≥ 98 or duty factor].			
▪ Refer as ANSI C63.10, clause 6.10.3 band-edge testing shall be performed at the lowest frequency channel and highest frequency channel within the allowed operating band.			
▪ For the transmitter unwanted emissions shall be measured using following options below:			
	▪ Refer as FCC KDB 558074, clause 8.6 for unwanted emissions into restricted bands.		
		☐	Refer as FCC KDB 558074, clause 8.6 & C63.10 clause 11.12.2.5.1(trace averaging for duty cycle ≥98%).
		☐	Refer as FCC KDB 558074, clause 8.6 & C63.10 clause 11.12.2.5.2(trace averaging + duty factor).
		☒	Refer as FCC KDB 558074, clause 8.6 & C63.10 clause 11.12.2.5.3(Reduced VBW≥1/T).
		☐	Refer as ANSI C63.10, clause 11.12.2.5.3 (Reduced VBW). VBW ≥ 1/T, where T is pulse time.
		☐	Refer as ANSI C63.10, clause 7.5 average value of pulsed emissions.
		☒	Refer as FCC KDB 558074, clause 8.6 & C63.10 clause 11.12.2.4 measurement procedure peak limit.
▪ For the transmitter band-edge emissions shall be measured using following options below:			
	▪ Refer as FCC KDB 558074 clause 8.7 & C63.10 clause 11.13.1, When the performing peak or average radiated measurements, emissions within 2 MHz of the authorized band edge may be measured using the marker-delta method described below.		
	▪ Refer as FCC KDB 558074, clause 8.7 (ANSI C63.10, clause 6.10.6) for marker-delta method for band-edge measurements.		
	▪ Refer as FCC KDB 558074, clause 8.7 for narrower resolution bandwidth (100kHz) using the band power and summing the spectral levels (i.e., 1 MHz).		
	▪ For conducted unwanted emissions into restricted bands (absolute emission limits). Devices with multiple transmit chains using options given below: (1) Measure and sum the spectra across the outputs or (2) Measure and add 10 log(N) dB		
	▪ For FCC KDB 662911 The methodology described here may overestimate array gain, thereby resulting in apparent failures to satisfy the out-of-band limits even if the device is actually compliant. In such cases, compliance may be demonstrated by performing radiated tests around the frequencies at which the apparent failures occurred.		

3.6.4 Test Setup

Radiated - Emissions in Restricted Frequency Bands
9kHz ~30MHz
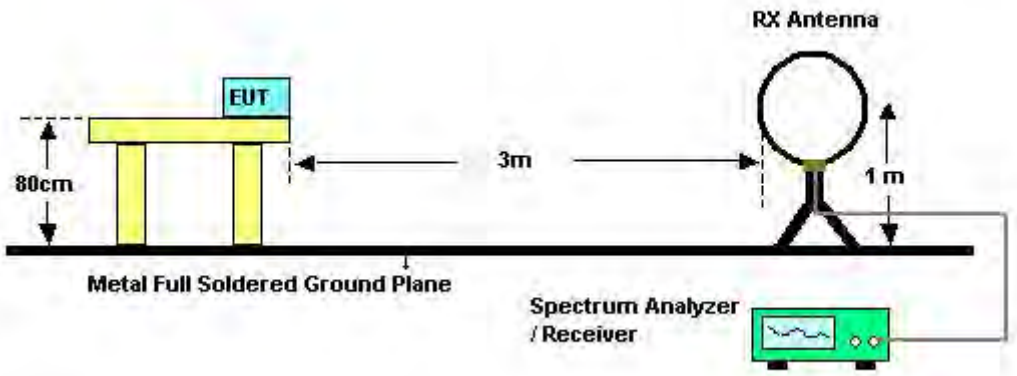
30MHz~1GHz
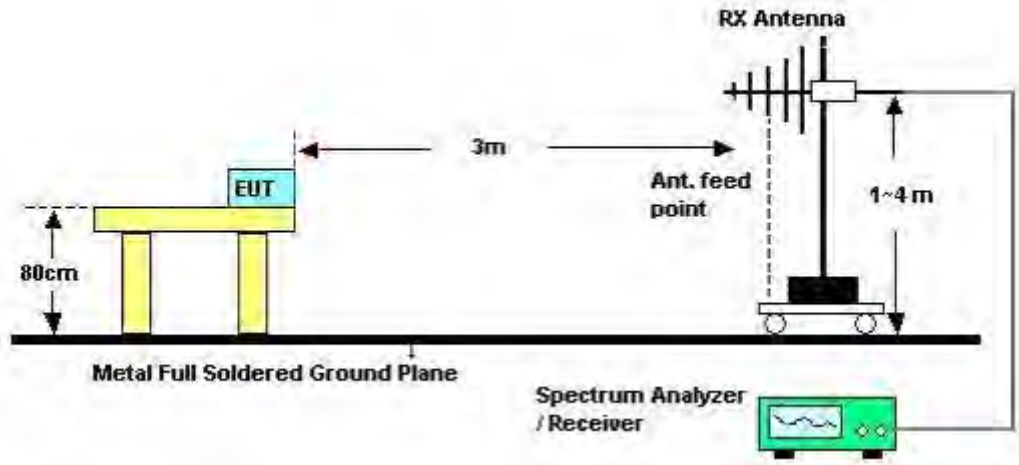

Above 1GHz

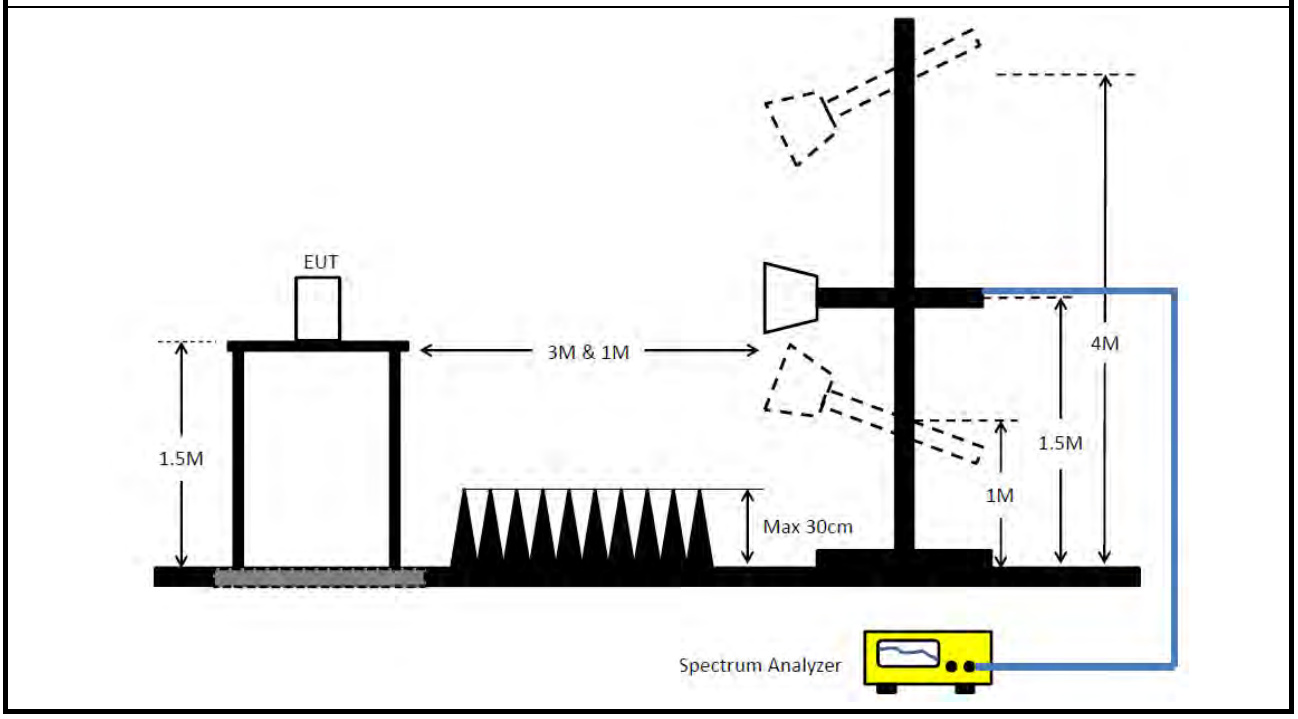

3.6.5 Measurement Results Calculation

The measured Level is calculated using:
Corrected Reading: Antenna factor (AF) + Cable loss (CL) + Read level (Raw) - Preamp factor (PA)(if applicable) = Level.

3.6.6 Emissions in Restricted Frequency Bands (Below 30MHz)

There is a comparison data of both open-field test site and alternative test site - semi-Anechoic chamber according to KDB414788 Radiated Test Site, and the result came out very similar.
All amplitude of spurious emissions that are attenuated by more than 20 dB below the permissible value has no need to be reported.
The radiated emissions were investigated from 9 kHz or the lowest frequency generated within the device, up to the 10th harmonic or 40 GHz, whichever is appropriate.

3.6.7 Test Result of Emissions in Restricted Frequency Bands

Refer as Appendix F

4 Test Equipment and Calibration Data

Instrument	Brand	Model No.	Serial No.	Characteristics	Calibration Date	Calibration Due Date	Remark
EMI Receiver	Agilent	N9038A	My52260123	9kHz ~ 8.4GHz	Mar. 03, 2021	Mar. 02, 2022	Conduction (CO01-CB)
LISN	F.C.C.	FCC-LISN-50-16-2	04083	150kHz ~ 100MHz	Jan. 06, 2021	Jan. 05, 2022	Conduction (CO01-CB)
LISN	Schwarzbeck	NSLK 8127	8127647	9kHz ~ 30MHz	Mar. 07, 2021	Mar. 06, 2022	Conduction (CO01-CB)
Pulse Limiter	Rohde&Schwarz	ESH3-Z2	100430	9kHz ~ 30MHz	Jan. 30, 2021	Jan. 29, 2022	Conduction (CO01-CB)
COND Cable	Woken	Cable	Low cable-CO01	9kHz ~ 30MHz	May 19, 2021	May 18, 2022	Conduction (CO01-CB)
Software	SPORTON	SENSE	V5.10	-	N.C.R.	N.C.R.	Conduction (CO01-CB)
Loop Antenna	Teseq	HLA 6120	24155	9kHz - 30 MHz	Apr. 14, 2021	Apr. 13, 2022	Radiation (10CH01-CB)
10m Semi Anechoic Chamber NSA	TDK	SAC-10M	10CH01-CB	30MHz~1GHz 10m,3m	Jan. 28, 2021	Jan. 27, 2022	Radiation (10CH01-CB)
Pre-Amplifier	Agilent	8447D	2944A10783	9kHz ~ 1.3GHz	Mar. 11, 2021	Mar. 10, 2022	Radiation (10CH01-CB)
Pre-Amplifier	Agilent	8447D	2944A10784	9kHz ~ 1.3GHz	Mar. 11, 2021	Mar. 10, 2022	Radiation (10CH01-CB)
Low Cable	Woken	SUCOFLEX 104	low cable-01	25MHz ~ 1GHz	Oct. 20, 2020	Oct. 19, 2021	Radiation (10CH01-CB)
High Cable	Woken	SUCOFLEX 104	low cable-02	25MHz ~ 1GHz	Oct. 20, 2020	Oct. 19, 2021	Radiation (10CH01-CB)
Bilog Antenna with 6dB Attenuator	Chase & EMCI	CBL6111A &N-6-06	1543 &AT-N0609	30MHz ~ 1GHz	Jul. 01, 2021	Jun. 30, 2022	Radiation (10CH01-CB)
EMI Receiver	Agilent	N9038A	MY52260140	9kHz ~ 8.4GHz	May 05, 2021	May 04, 2022	Radiation (10CH01-CB)
Spectrum Analyzer	Rohde&Schwarz	FSV30	101026	9kHz ~ 30GHz	Mar. 08, 2021	Mar. 07, 2022	Radiation (10CH01-CB)
Software	SPORTON	SENSE	V5.10	-	N.C.R.	N.C.R.	Radiation (10CH01-CB)
3m Semi Anechoic Chamber VSWR	TDK	SAC-3M	03CH01-CB	1GHz ~18GHz 3m	May 07, 2021	May 06, 2022	Radiation (03CH01-CB)
Horn Antenna	ETS-LINDGREN	3115	00075790	750MHz ~ 18GHz	Nov. 06, 2020	Nov. 05, 2021	Radiation (03CH01-CB)
Horn Antenna	Schwarzbeck	BBHA 9170	BBHA9170252	15GHz ~ 40GHz	Jul. 21, 2020	Jul. 20, 2021	Radiation (03CH01-CB)
Pre-Amplifier	Agilent	8449B	3008A02121	1GHz ~ 26.5GHz	May 20, 2021	May 19, 2022	Radiation (03CH01-CB)

Instrument	Brand	Model No.	Serial No.	Characteristics	Calibration Date	Calibration Due Date	Remark
Amplifier	-	-	TF-130N-R1	18GHz ~ 40GHz	Jun.15, 2021	Jun. 14, 2022	Radiation (03CH01-CB)
Spectrum Analyzer	R&S	FSP40	100056	9kHz ~ 40GHz	May 03, 2021	May 02, 2022	Radiation (03CH01-CB)
RF Cable-high	Woken	RG402	High Cable-16	1 GHz ~ 18 GHz	Oct. 05, 2020	Oct. 04, 2021	Radiation (03CH01-CB)
RF Cable-high	Woken	RG402	High Cable-16+17	1 GHz ~ 18 GHz	Oct. 05, 2020	Oct. 04, 2021	Radiation (03CH01-CB)
RF Cable-high	Woken	RG402	High Cable-40G#1	18GHz ~ 40 GHz	Jul. 15, 2021	Jul. 14, 2022	Radiation (03CH01-CB)
RF Cable-high	Woken	RG402	High Cable-40G#2	18GHz ~ 40 GHz	Jul. 15, 2021	Jul. 14, 2022	Radiation (03CH01-CB)
Test Software	SPORTON	SENSE	V5.10	-	N.C.R.	N.C.R.	Radiation (03CH01-CB)
Spectrum analyzer	R&S	FSV40	100979	9kHz~40GHz	May 21, 2021	May 20, 2022	Conducted (TH01-CB)
RF Cable-high	Woken	RG402	High Cable-06	1 GHz – 26.5 GHz	Oct. 05, 2020	Oct. 04, 2021	Conducted (TH01-CB)
RF Cable-high	Woken	RG402	High Cable-07	1 GHz –26.5 GHz	Oct. 05, 2020	Oct. 04, 2021	Conducted (TH01-CB)
RF Cable-high	Woken	RG402	High Cable-08	1 GHz –26.5 GHz	Oct. 05, 2020	Oct. 04, 2021	Conducted (TH01-CB)
RF Cable-high	Woken	RG402	High Cable-09	1 GHz –26.5 GHz	Oct. 05, 2020	Oct. 04, 2021	Conducted (TH01-CB)
RF Cable-high	Woken	RG402	High Cable-10	1 GHz –26.5 GHz	Oct. 05, 2020	Oct. 04, 2021	Conducted (TH01-CB)
RF Cable-high	Woken	RG402	High Cable-30	1 GHz –26.5 GHz	Oct. 05, 2020	Oct. 04, 2021	Conducted (TH01-CB)
Cable	Woken	RG402	low Cable-30	9 kHz –1 GHz	Apr. 06, 2021	Apr. 05, 2022	Conducted (TH01-CB)
Power Sensor	Agilent	E9327A	US40442088	50MHz~18GHz	Feb. 23, 2021	Feb. 22, 2022	Conducted (TH01-CB)
Power Meter	Agilent	E4416A	GB41291199	50MHz~18GHz	Feb. 23, 2021	Feb. 22, 2022	Conducted (TH01-CB)
Test Software	SPORTON	SENSE	V5.10	-	N.C.R.	N.C.R.	Conducted (TH01-CB)

Note: Calibration Interval of instruments listed above is one year.

NCR means Non-Calibration required.

Summary

Mode	Result	Type	Freq (Hz)	Level (dBuV)	Limit (dBuV)	Margin (dB)	Condition
Mode 1	Pass	QP	442.5k	43.81	57.01	-13.20	Neutral

Mode 1

20/07/2021

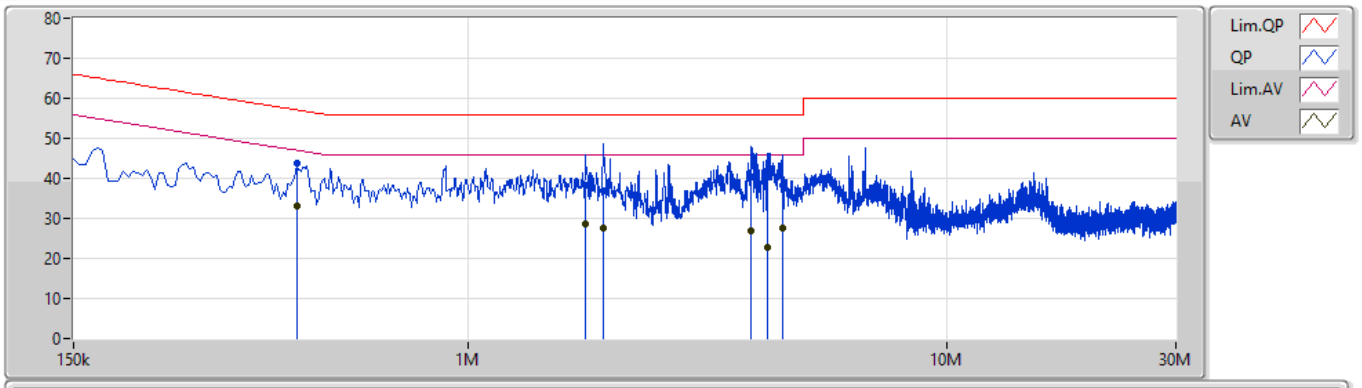

Type	Freq	Level	Limit	Margin	Factor	Condition	Comment	Raw	LISN	CL	AT
	(Hz)	(dBuV)	(dBuV)	(dB)	(dB)			(dBuV)	(dB)	(dB)	(dB)
QP	438k	43.83	57.11	-13.28	9.90	Line	"Worst"	33.93	0.04	0.04	9.82
AV	438k	33.20	47.11	-13.91	9.90	Line	-	23.30	0.04	0.04	9.82
QP	1.757M	38.17	56.00	-17.83	9.96	Line	-	28.21	0.08	0.06	9.82
AV	1.757M	28.61	46.00	-17.39	9.96	Line	-	18.65	0.08	0.06	9.82
QP	1.914M	36.84	56.00	-19.16	9.98	Line	-	26.86	0.09	0.07	9.82
AV	1.914M	27.59	46.00	-18.41	9.98	Line	-	17.61	0.09	0.07	9.82
QP	3.894M	40.18	56.00	-15.82	10.12	Line	-	30.06	0.13	0.12	9.87
AV	3.894M	26.91	46.00	-19.09	10.12	Line	-	16.79	0.13	0.12	9.87
QP	4.205M	40.47	56.00	-15.53	10.12	Line	-	30.35	0.13	0.12	9.87
AV	4.205M	22.71	46.00	-23.29	10.12	Line	-	12.59	0.13	0.12	9.87
QP	4.52M	38.20	56.00	-17.80	10.14	Line	-	28.06	0.14	0.13	9.87
AV	4.52M	27.45	46.00	-18.55	10.14	Line	-	17.31	0.14	0.13	9.87

Mode 1

20/07/2021

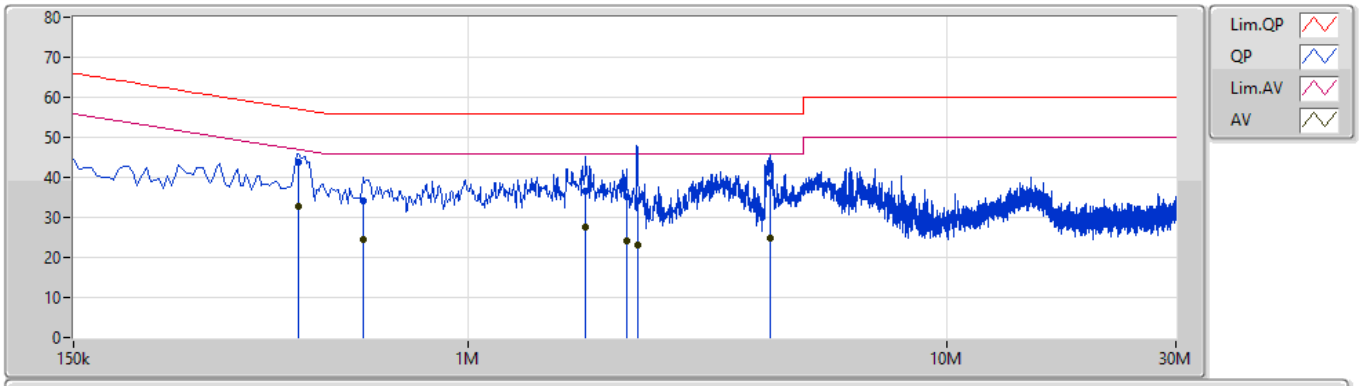

Type	Freq	Level	Limit	Margin	Factor	Condition	Comment	Raw	LISN	CL	AT
	(Hz)	(dBuV)	(dBuV)	(dB)	(dB)			(dBuV)	(dB)	(dB)	(dB)
QP	442.5k	43.81	57.01	-13.20	9.89	Neutral	"Worst"	33.92	0.03	0.04	9.82
AV	442.5k	32.77	47.01	-14.24	9.89	Neutral	-	22.88	0.03	0.04	9.82
QP	604.5k	34.21	56.00	-21.79	9.90	Neutral	-	24.31	0.04	0.04	9.82
AV	604.5k	24.64	46.00	-21.36	9.90	Neutral	-	14.74	0.04	0.04	9.82
QP	1.757M	36.64	56.00	-19.36	9.95	Neutral	-	26.69	0.07	0.06	9.82
AV	1.757M	27.60	46.00	-18.40	9.95	Neutral	-	17.65	0.07	0.06	9.82
QP	2.139M	35.08	56.00	-20.92	9.96	Neutral	-	25.12	0.07	0.07	9.82
AV	2.139M	24.01	46.00	-21.99	9.96	Neutral	-	14.05	0.07	0.07	9.82
QP	2.252M	34.24	56.00	-21.76	9.99	Neutral	-	24.25	0.08	0.08	9.83
AV	2.252M	23.09	46.00	-22.91	9.99	Neutral	-	13.10	0.08	0.08	9.83
QP	4.272M	38.78	56.00	-17.22	10.10	Neutral	-	28.68	0.11	0.12	9.87
AV	4.272M	24.96	46.00	-21.04	10.10	Neutral	-	14.86	0.11	0.12	9.87

Summary

Mode	Max-N dB (Hz)	Max-OBW (Hz)	ITU-Code	Min-N dB (Hz)	Min-OBW (Hz)
2.4-2.4835GHz	-	-	-	-	-
802.11b_Nss1,(1Mbps)_4TX	8M	12.994M	13M0G1D	7.025M	12.869M
802.11g_Nss1,(6Mbps)_4TX	16.325M	16.442M	16M4D1D	15.925M	16.367M
802.11n HT20_Nss1,(MCS0)_4TX	17.55M	17.716M	17M7D1D	16.525M	17.591M
802.11n HT40_Nss1,(MCS0)_4TX	36.3M	36.332M	36M3D1D	33.15M	36.132M

Max-N dB = Maximum 6dB down bandwidth; Max-OBW = Maximum 99% occupied bandwidth;
Min-N dB = Minimum 6dB down bandwidth; Min-OBW = Minimum 99% occupied bandwidth

Result

Mode	Result	Limit (Hz)	Port 1-N dB (Hz)	Port 1-OBW (Hz)	Port 2-N dB (Hz)	Port 2-OBW (Hz)	Port 3-N dB (Hz)	Port 3-OBW (Hz)	Port 4-N dB (Hz)	Port 4-OBW (Hz)
802.11b_Nss1,(1Mbps)_4TX	-	-	-	-	-	-	-	-	-	-
2412MHz	Pass	500k	7.525M	12.869M	7.025M	12.894M	7.525M	12.994M	7.525M	12.944M
2437MHz	Pass	500k	7.05M	12.944M	7.075M	12.969M	7.55M	12.969M	7.55M	12.944M
2462MHz	Pass	500k	8M	12.969M	7.55M	12.969M	7.525M	12.944M	7.025M	12.919M
802.11g_Nss1,(6Mbps)_4TX	-	-	-	-	-	-	-	-	-	-
2412MHz	Pass	500k	16.3M	16.417M	15.925M	16.417M	15.95M	16.442M	15.95M	16.417M
2437MHz	Pass	500k	16.275M	16.392M	16.3M	16.417M	16.325M	16.442M	16.325M	16.392M
2462MHz	Pass	500k	16.325M	16.417M	16.3M	16.367M	16.275M	16.442M	16.325M	16.417M
802.11n HT20_Nss1,(MCS0)_4TX	-	-	-	-	-	-	-	-	-	-
2412MHz	Pass	500k	17.15M	17.616M	17.175M	17.616M	17.3M	17.616M	16.525M	17.616M
2437MHz	Pass	500k	17.3M	17.641M	17.525M	17.716M	17.125M	17.641M	17.525M	17.641M
2462MHz	Pass	500k	17.15M	17.641M	17.525M	17.666M	17.5M	17.591M	17.55M	17.616M
802.11n HT40_Nss1,(MCS0)_4TX	-	-	-	-	-	-	-	-	-	-
2422MHz	Pass	500k	34.7M	36.182M	33.15M	36.132M	35.65M	36.232M	35.7M	36.232M
2437MHz	Pass	500k	34.1M	36.232M	35.7M	36.282M	36.3M	36.332M	35.7M	36.282M
2452MHz	Pass	500k	36.05M	36.132M	35.9M	36.232M	36.3M	36.282M	35.25M	36.282M

Port X-N dB = Port X 6dB down bandwidth;
Port X-OBW = Port X 99% occupied bandwidth

802.11b_Nss1,(1Mbps)_4TX

EBW

2412MHz

20/07/2021

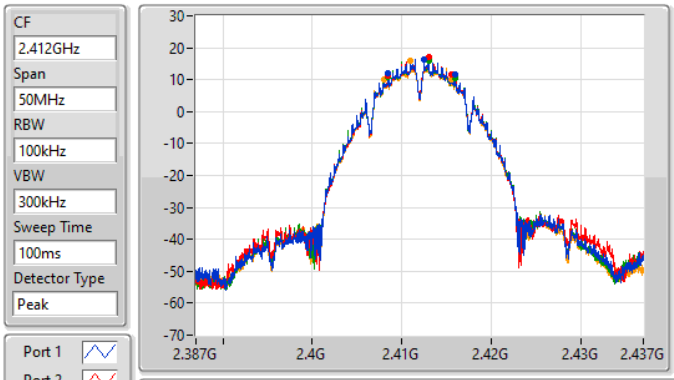

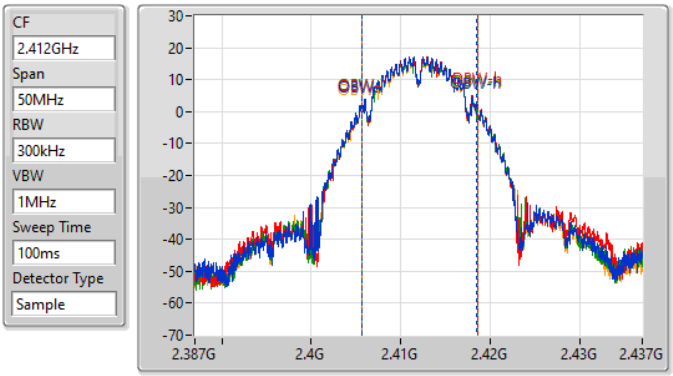

6dB(Hz)	Fl-6dB(Hz)	Fh-6dB(Hz)	OBW(Hz)	Fl-OBW(Hz)	Fh-OBW(Hz)	Limit(Hz)	Port
7.525M	2.408475G	2.416G	12.869M	2.405653G	2.418522G	500k	1
7.025M	2.4085G	2.415525G	12.894M	2.405653G	2.418547G	500k	2
7.525M	2.408475G	2.416G	12.994M	2.405603G	2.418597G	500k	3
7.525M	2.408025G	2.41555G	12.944M	2.405628G	2.418572G	500k	4

802.11b_Nss1,(1Mbps)_4TX

EBW

2437MHz

20/07/2021

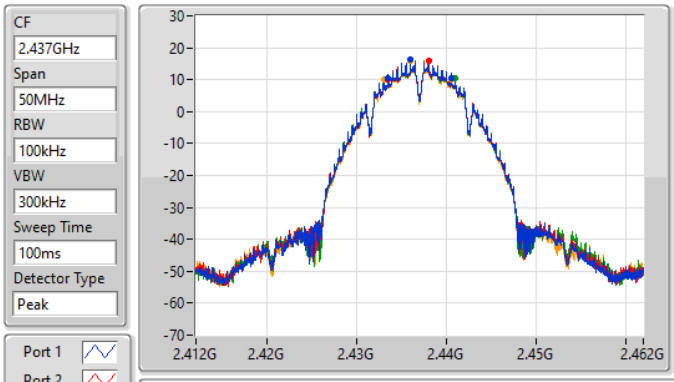

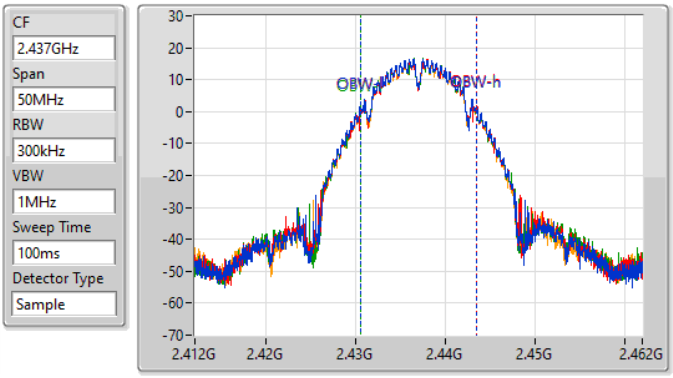

6dB(Hz)	Fl-6dB(Hz)	Fh-6dB(Hz)	OBW(Hz)	Fl-OBW(Hz)	Fh-OBW(Hz)	Limit(Hz)	Port
7.05M	2.433475G	2.440525G	12.944M	2.430528G	2.443472G	500k	1
7.075M	2.43345G	2.440525G	12.969M	2.430528G	2.443497G	500k	2
7.55M	2.43345G	2.441G	12.969M	2.430503G	2.443472G	500k	3
7.55M	2.432975G	2.440525G	12.944M	2.430528G	2.443472G	500k	4

802.11b_Nss1,(1Mbps)_4TX EBW

2462MHz

20/07/2021

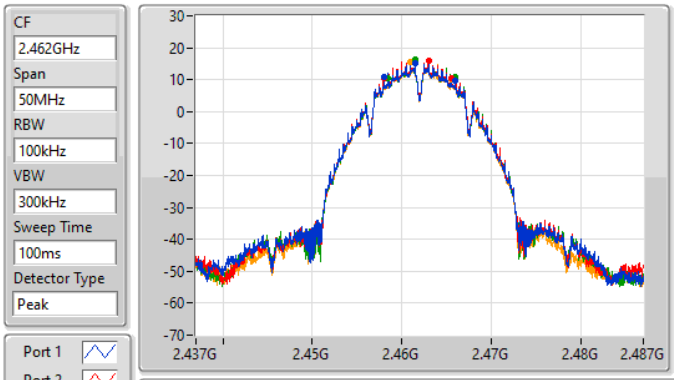

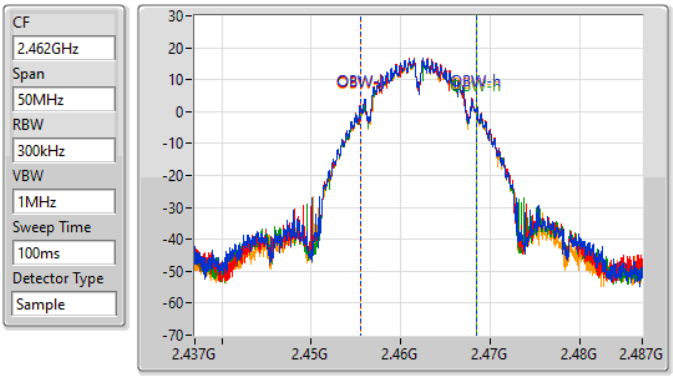

6dB(Hz)	Fl-6dB(Hz)	Fh-6dB(Hz)	OBW(Hz)	Fl-OBW(Hz)	Fh-OBW(Hz)	Limit(Hz)	Port
8M	2.458G	2.466G	12.969M	2.455503G	2.468472G	500k	1
7.55M	2.457975G	2.465525G	12.969M	2.455528G	2.468497G	500k	2
7.525M	2.458475G	2.466G	12.944M	2.455528G	2.468472G	500k	3
7.025M	2.458475G	2.4655G	12.919M	2.455528G	2.468447G	500k	4

802.11g_Nss1,(6Mbps)_4TX EBW

2412MHz

20/07/2021

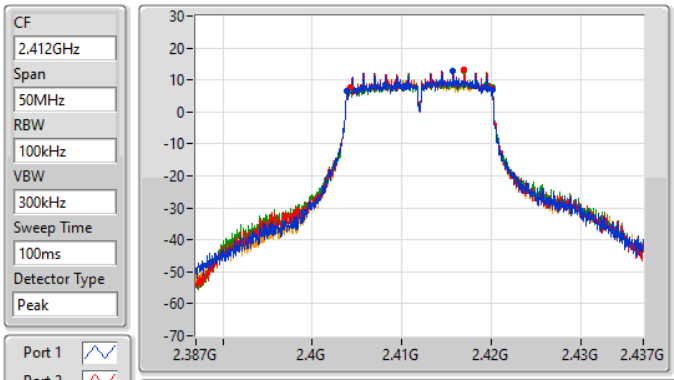

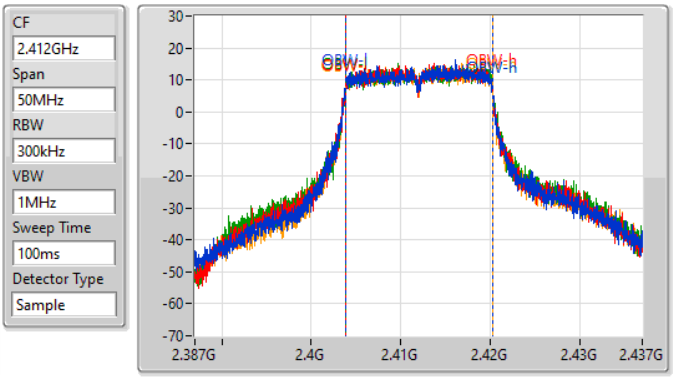

6dB(Hz)	Fl-6dB(Hz)	Fh-6dB(Hz)	OBW(Hz)	Fl-OBW(Hz)	Fh-OBW(Hz)	Limit(Hz)	Port
16.3M	2.40385G	2.42015G	16.417M	2.403804G	2.420221G	500k	1
15.925M	2.404225G	2.42015G	16.417M	2.403804G	2.420221G	500k	2
15.95M	2.4042G	2.42015G	16.442M	2.403804G	2.420246G	500k	3
15.95M	2.4042G	2.42015G	16.417M	2.403804G	2.420221G	500k	4

802.11g_Nss1,(6Mbps)_4TX

EBW

2437MHz

20/07/2021

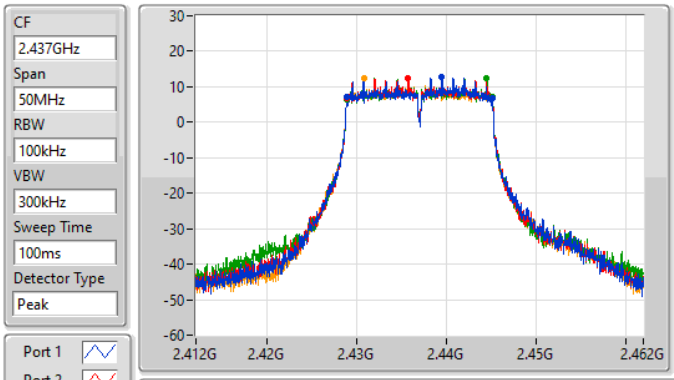

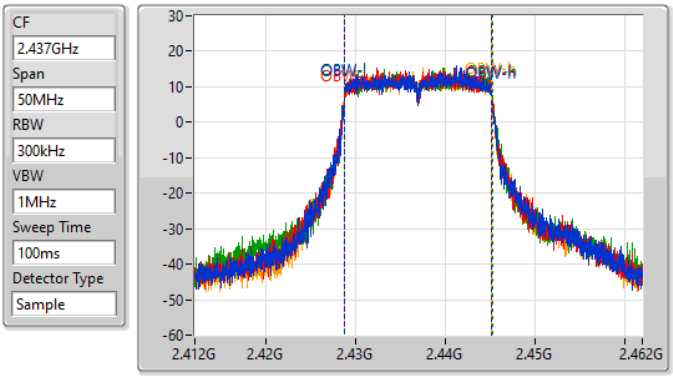

6dB(Hz)	Fl-6dB(Hz)	Fh-6dB(Hz)	OBW(Hz)	Fl-OBW(Hz)	Fh-OBW(Hz)	Limit(Hz)	Port
16.275M	2.42885G	2.445125G	16.392M	2.428779G	2.445171G	500k	1
16.3M	2.42885G	2.44515G	16.417M	2.428779G	2.445196G	500k	2
16.325M	2.428825G	2.44515G	16.442M	2.428779G	2.445221G	500k	3
16.325M	2.428825G	2.44515G	16.392M	2.428779G	2.445171G	500k	4

802.11g_Nss1,(6Mbps)_4TX

EBW

2462MHz

20/07/2021

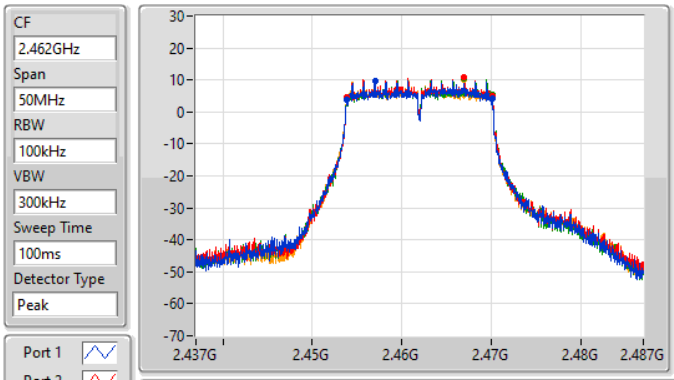

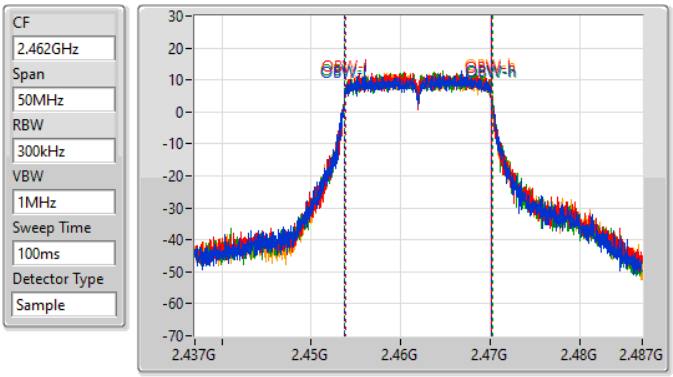

6dB(Hz)	Fl-6dB(Hz)	Fh-6dB(Hz)	OBW(Hz)	Fl-OBW(Hz)	Fh-OBW(Hz)	Limit(Hz)	Port
16.325M	2.453825G	2.47015G	16.417M	2.453754G	2.470171G	500k	1
16.3M	2.45385G	2.47015G	16.367M	2.453804G	2.470171G	500k	2
16.275M	2.453875G	2.47015G	16.442M	2.453779G	2.470221G	500k	3
16.325M	2.453825G	2.47015G	16.417M	2.453754G	2.470171G	500k	4

802.11n HT20_Nss1,(MCS0)_4TX

EBW

2412MHz

20/07/2021

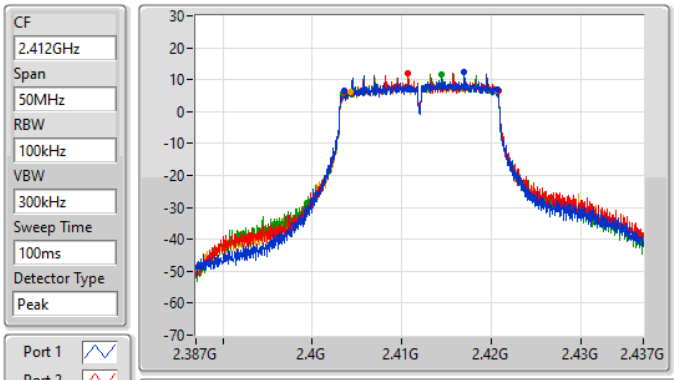

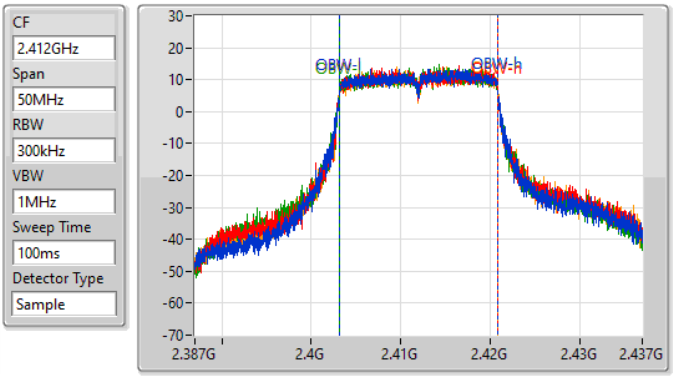

6dB(Hz)	Fl-6dB(Hz)	Fh-6dB(Hz)	OBW(Hz)	Fl-OBW(Hz)	Fh-OBW(Hz)	Limit(Hz)	Port
17.15M	2.4036G	2.42075G	17.616M	2.403204G	2.420821G	500k	1
17.175M	2.4036G	2.420775G	17.616M	2.403204G	2.420821G	500k	2
17.3M	2.403475G	2.420775G	17.616M	2.403204G	2.420821G	500k	3
16.525M	2.404225G	2.42075G	17.616M	2.403204G	2.420821G	500k	4

802.11n HT20_Nss1,(MCS0)_4TX

EBW

2437MHz

20/07/2021

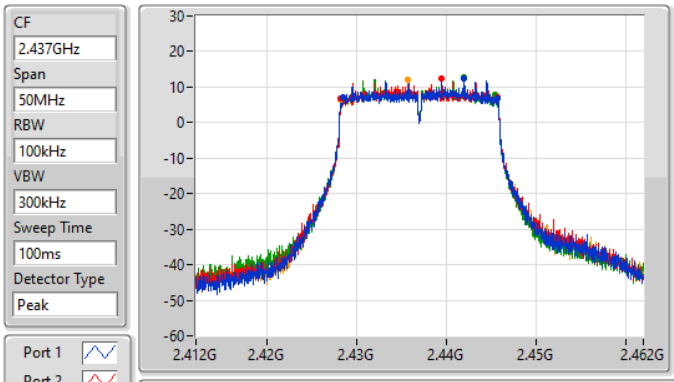

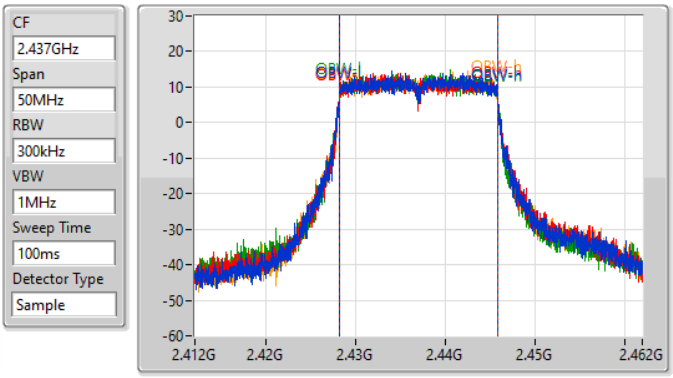

6dB(Hz)	Fl-6dB(Hz)	Fh-6dB(Hz)	OBW(Hz)	Fl-OBW(Hz)	Fh-OBW(Hz)	Limit(Hz)	Port
17.3M	2.42845G	2.44575G	17.641M	2.428154G	2.445796G	500k	1
17.525M	2.428225G	2.44575G	17.716M	2.428129G	2.445846G	500k	2
17.125M	2.42825G	2.445375G	17.641M	2.428154G	2.445796G	500k	3
17.525M	2.428225G	2.44575G	17.641M	2.428154G	2.445796G	500k	4

802.11n HT20_Nss1,(MCS0)_4TX

EBW

2462MHz

20/07/2021

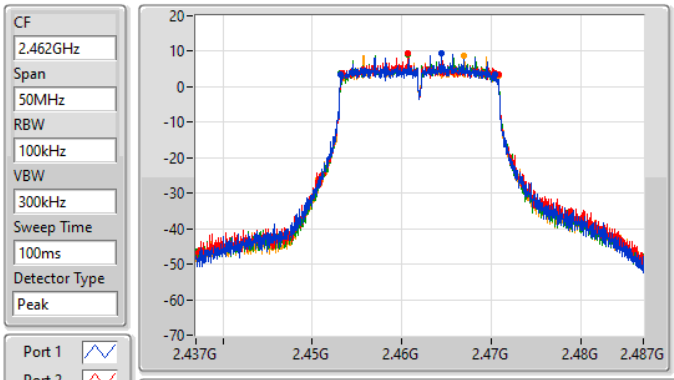

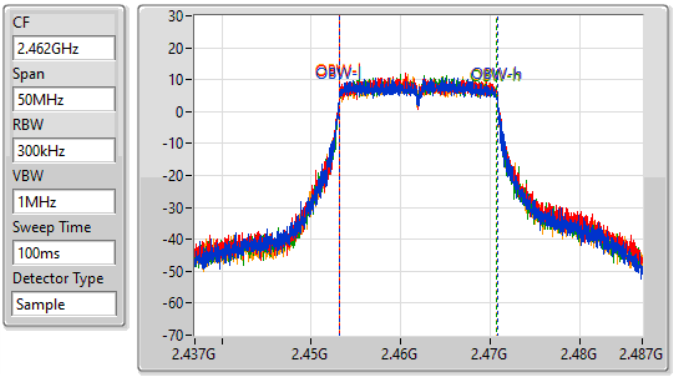

6dB(Hz)	Fl-6dB(Hz)	Fh-6dB(Hz)	OBW(Hz)	Fl-OBW(Hz)	Fh-OBW(Hz)	Limit(Hz)	Port
17.15M	2.453225G	2.470375G	17.641M	2.453154G	2.470796G	500k	1
17.525M	2.45325G	2.470775G	17.666M	2.453154G	2.470821G	500k	2
17.5M	2.453225G	2.470725G	17.591M	2.453179G	2.470771G	500k	3
17.55M	2.453225G	2.470775G	17.616M	2.453154G	2.470771G	500k	4

802.11n HT40_Nss1,(MCS0)_4TX

EBW

2422MHz

20/07/2021

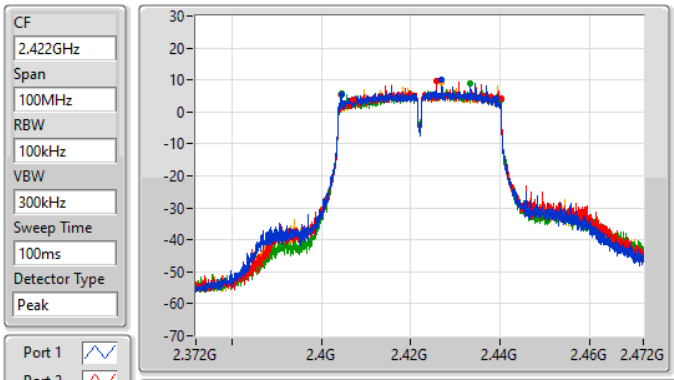

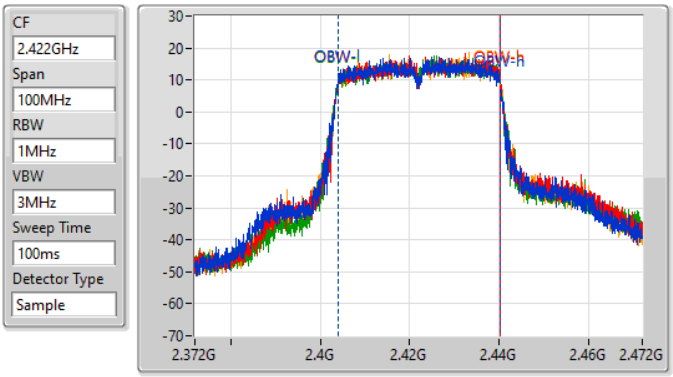

6dB(Hz)	Fl-6dB(Hz)	Fh-6dB(Hz)	OBW(Hz)	Fl-OBW(Hz)	Fh-OBW(Hz)	Limit(Hz)	Port
34.7M	2.40455G	2.43925G	36.182M	2.403959G	2.440141G	500k	1
33.15M	2.407G	2.44015G	36.132M	2.404059G	2.440191G	500k	2
35.65M	2.4045G	2.44015G	36.232M	2.403959G	2.440191G	500k	3
35.7M	2.40445G	2.44015G	36.232M	2.403959G	2.440191G	500k	4

802.11n HT40_Nss1,(MCS0)_4TX EBW

2437MHz

20/07/2021

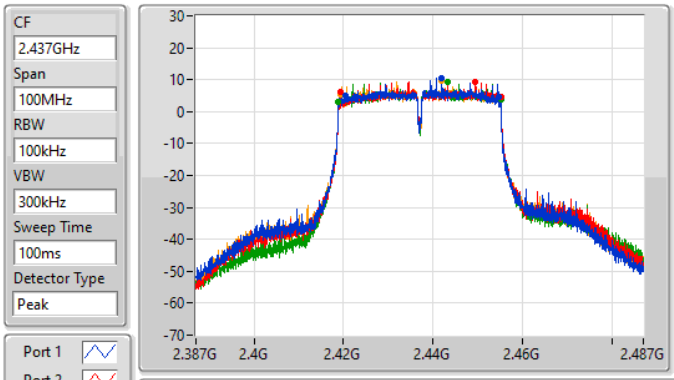

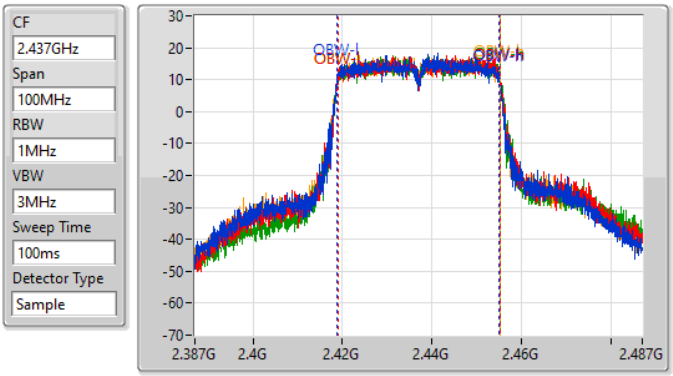

6dB(Hz)	Fl-6dB(Hz)	Fh-6dB(Hz)	OBW(Hz)	Fl-OBW(Hz)	Fh-OBW(Hz)	Limit(Hz)	Port
34.1M	2.42045G	2.45455G	36.232M	2.418859G	2.455091G	500k	1
35.7M	2.41945G	2.45515G	36.282M	2.418909G	2.455191G	500k	2
36.3M	2.41885G	2.45515G	36.332M	2.418909G	2.455241G	500k	3
35.7M	2.41945G	2.45515G	36.282M	2.418909G	2.455191G	500k	4

802.11n HT40_Nss1,(MCS0)_4TX EBW

2452MHz

20/07/2021

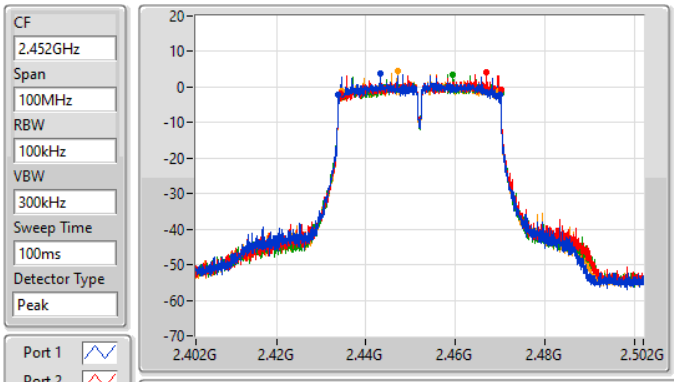

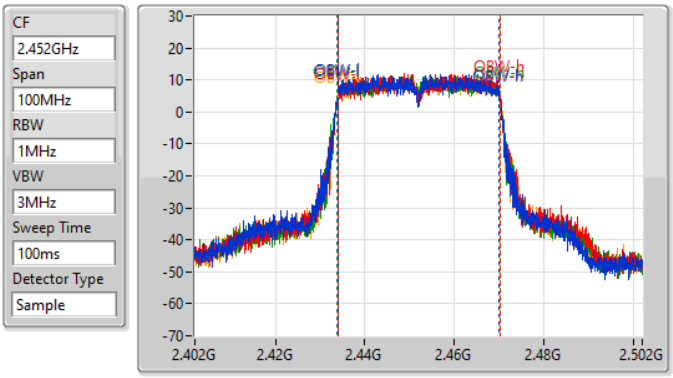

6dB(Hz)	Fl-6dB(Hz)	Fh-6dB(Hz)	OBW(Hz)	Fl-OBW(Hz)	Fh-OBW(Hz)	Limit(Hz)	Port
36.05M	2.43385G	2.4699G	36.132M	2.433909G	2.470041G	500k	1
35.9M	2.43425G	2.47015G	36.232M	2.433909G	2.470141G	500k	2
36.3M	2.43385G	2.47015G	36.282M	2.433859G	2.470141G	500k	3
35.25M	2.4345G	2.46975G	36.282M	2.433909G	2.470191G	500k	4

Summary

Mode	Total Power (dBm)	Total Power (W)
2.4-2.4835GHz	-	-
802.11b_Nss1,(1Mbps)_4TX	29.97	0.99312
802.11g_Nss1,(6Mbps)_4TX	29.93	0.98401
802.11n HT20_Nss1,(MCS0)_4TX	29.88	0.97275
802.11n HT40_Nss1,(MCS0)_4TX	29.94	0.98628

Result

Mode	Result	DG (dBi)	Port 1 (dBm)	Port 2 (dBm)	Port 3 (dBm)	Port 4 (dBm)	Total Power (dBm)	Power Limit (dBm)
802.11b_Nss1,(1Mbps)_4TX	-	-	-	-	-	-	-	-
2412MHz	Pass	4.67	24.02	24.15	23.91	23.47	29.92	30.00
2437MHz	Pass	4.67	23.91	23.87	23.72	23.46	29.76	30.00
2462MHz	Pass	4.67	23.90	24.31	23.98	23.56	29.97	30.00
802.11g_Nss1,(6Mbps)_4TX	-	-	-	-	-	-	-	-
2412MHz	Pass	4.67	23.67	23.74	23.63	23.64	29.69	30.00
2417MHz	Pass	4.67	23.20	23.98	23.78	23.72	29.70	30.00
2437MHz	Pass	4.67	23.67	23.73	23.81	23.64	29.73	30.00
2457MHz	Pass	4.67	23.89	24.23	23.83	23.67	29.93	30.00
2462MHz	Pass	4.67	21.43	21.85	21.56	21.54	27.62	30.00
802.11n HT20_Nss1,(MCS0)_4TX	-	-	-	-	-	-	-	-
2412MHz	Pass	4.67	23.27	22.80	23.24	22.98	29.10	30.00
2417MHz	Pass	4.67	23.83	23.98	23.94	23.69	29.88	30.00
2437MHz	Pass	4.67	23.54	23.57	23.69	23.45	29.58	30.00
2457MHz	Pass	4.67	23.76	23.90	23.79	23.56	29.77	30.00
2462MHz	Pass	4.67	20.29	20.71	20.62	20.35	26.52	30.00
802.11n HT40_Nss1,(MCS0)_4TX	-	-	-	-	-	-	-	-
2422MHz	Pass	4.67	23.50	23.50	23.34	23.17	29.40	30.00
2437MHz	Pass	4.67	24.09	24.00	23.59	23.99	29.94	30.00
2447MHz	Pass	4.67	18.27	18.34	18.36	18.34	24.35	30.00
2452MHz	Pass	4.67	18.58	18.72	18.45	18.36	24.55	30.00

DG = Directional Gain; Port X = Port X output power

Summary

Mode	PD (dBm/RBW)
2.4-2.4835GHz	-
802.11b_Nss1,(1Mbps)_4TX	2.85
802.11g_Nss1,(6Mbps)_4TX	2.34
802.11n HT20_Nss1,(MCS0)_4TX	1.88
802.11n HT40_Nss1,(MCS0)_4TX	-0.30

RBW = 3kHz;

Result

Mode	Result	DG (dBi)	Port 1 (dBm/RBW)	Port 2 (dBm/RBW)	Port 3 (dBm/RBW)	Port 4 (dBm/RBW)	PD (dBm/RBW)	PD Limit (dBm/RBW)
802.11b_Nss1,(1Mbps)_4TX	-	-	-	-	-	-	-	-
2412MHz	Pass	9.54	-3.66	-2.82	-2.63	-3.20	2.85	4.46
2437MHz	Pass	9.54	-4.13	-3.33	-2.45	-3.99	2.39	4.46
2462MHz	Pass	9.54	-3.12	-2.61	-3.01	-5.09	2.57	4.46
802.11g_Nss1,(6Mbps)_4TX	-	-	-	-	-	-	-	-
2412MHz	Pass	9.54	-1.98	-3.17	-3.40	-4.20	1.08	4.46
2437MHz	Pass	9.54	-3.35	-2.74	-1.16	-4.26	2.34	4.46
2462MHz	Pass	9.54	-6.41	-6.10	-6.86	-5.88	-1.33	4.46
802.11n HT20_Nss1,(MCS0)_4TX	-	-	-	-	-	-	-	-
2412MHz	Pass	9.54	-2.48	-2.44	-2.74	-2.32	1.88	4.46
2437MHz	Pass	9.54	-2.19	-2.24	-1.00	-2.34	1.67	4.46
2462MHz	Pass	9.54	-3.87	-5.10	-4.71	-6.17	-1.52	4.46
802.11n HT40_Nss1,(MCS0)_4TX	-	-	-	-	-	-	-	-
2422MHz	Pass	9.54	-2.95	-4.80	-5.00	-5.18	-0.30	4.46
2437MHz	Pass	9.54	-3.70	-5.00	-3.48	-4.19	-0.42	4.46
2452MHz	Pass	9.54	-10.71	-8.72	-10.07	-9.48	-6.13	4.46

DG = Directional Gain; RBW = 3kHz;
PD = trace bin-by-bin of each transmits port summing can be performed maximum power density; Port X = Port X Power Density;

802.11b_Nss1,(1Mbps)_4TX PSD

2412MHz

20/07/2021

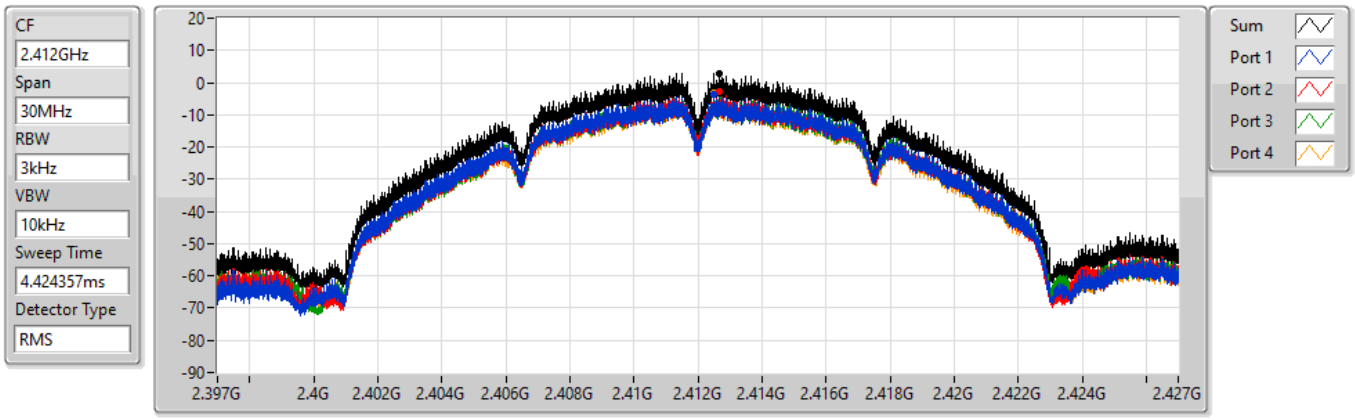

Sum	PD	Port 1	Port 2	Port 3	Port 4
(dBm/RBW)	(dBm/RBW)	(dBm/RBW)	(dBm/RBW)	(dBm/RBW)	(dBm/RBW)
2.85	2.85	-3.66	-2.82	-2.63	-3.20

802.11b_Nss1,(1Mbps)_4TX PSD

2437MHz

20/07/2021

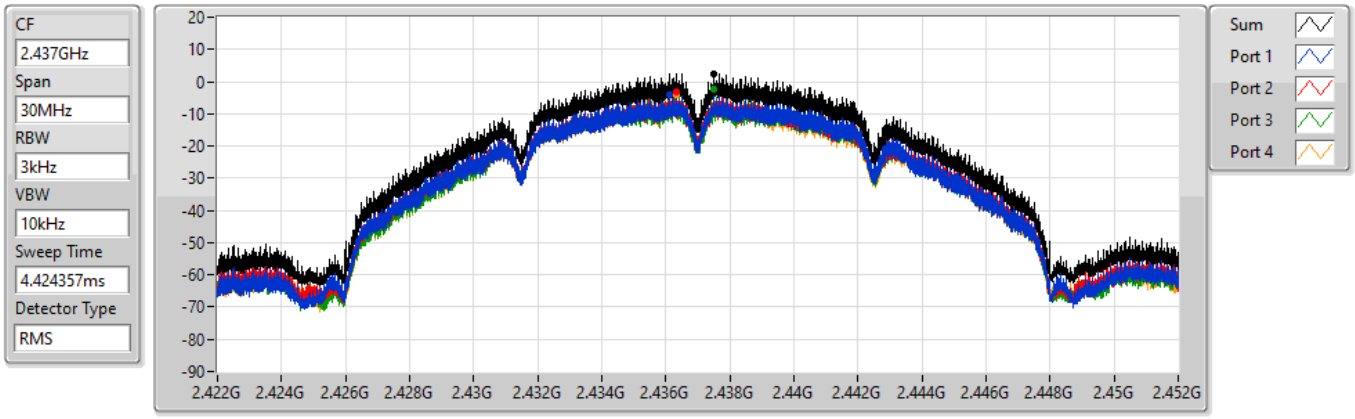

Sum	PD	Port 1	Port 2	Port 3	Port 4
(dBm/RBW)	(dBm/RBW)	(dBm/RBW)	(dBm/RBW)	(dBm/RBW)	(dBm/RBW)
2.39	2.39	-4.13	-3.33	-2.45	-3.99

802.11b_Nss1,(1Mbps)_4TX PSD

2462MHz

20/07/2021

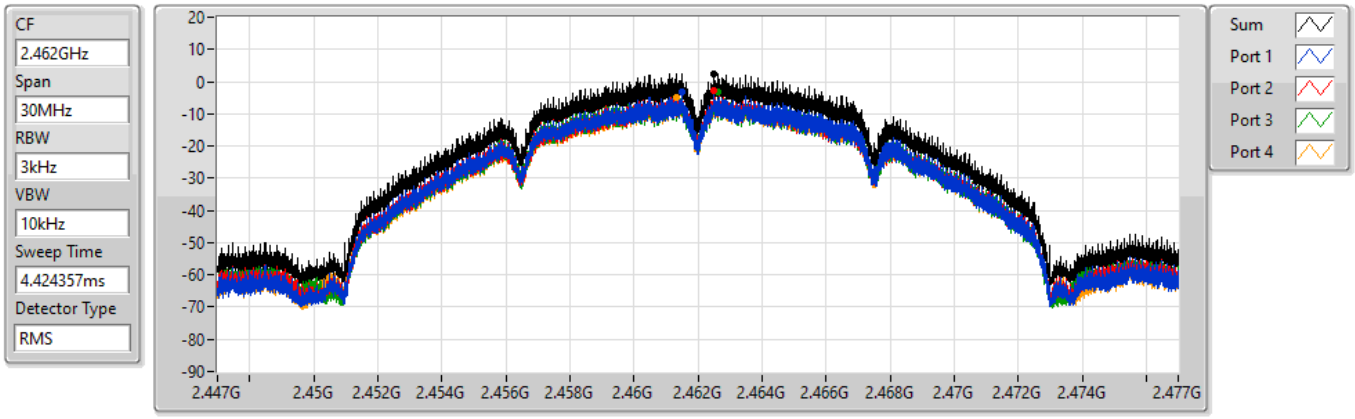

Sum	PD	Port 1	Port 2	Port 3	Port 4
(dBm/RBW)	(dBm/RBW)	(dBm/RBW)	(dBm/RBW)	(dBm/RBW)	(dBm/RBW)
2.57	2.57	-3.12	-2.61	-3.01	-5.09

802.11g_Nss1,(6Mbps)_4TX PSD

2412MHz

20/07/2021

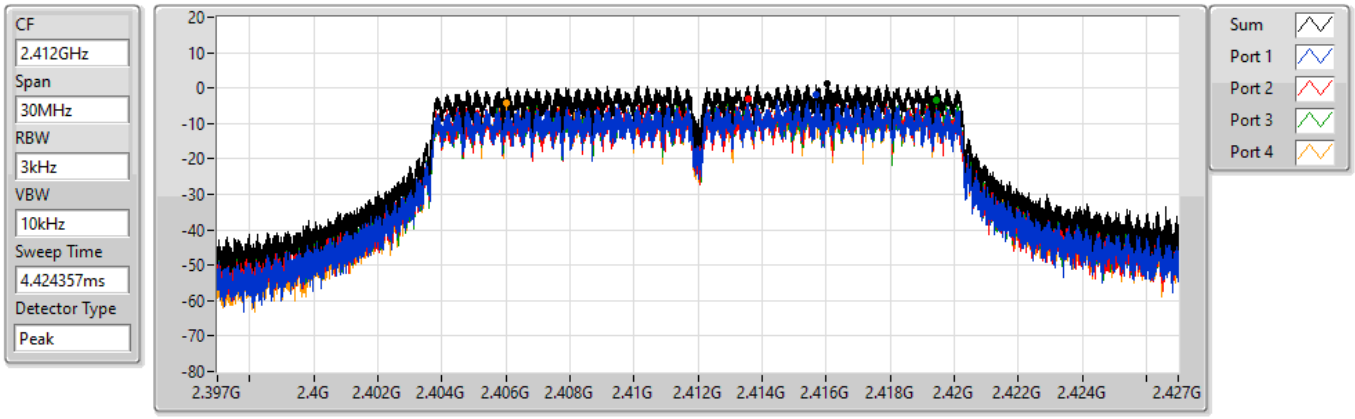

Sum	PD	Port 1	Port 2	Port 3	Port 4
(dBm/RBW)	(dBm/RBW)	(dBm/RBW)	(dBm/RBW)	(dBm/RBW)	(dBm/RBW)
1.08	1.08	-1.98	-3.17	-3.40	-4.20

802.11g_Nss1,(6Mbps)_4TX PSD

2437MHz

20/07/2021

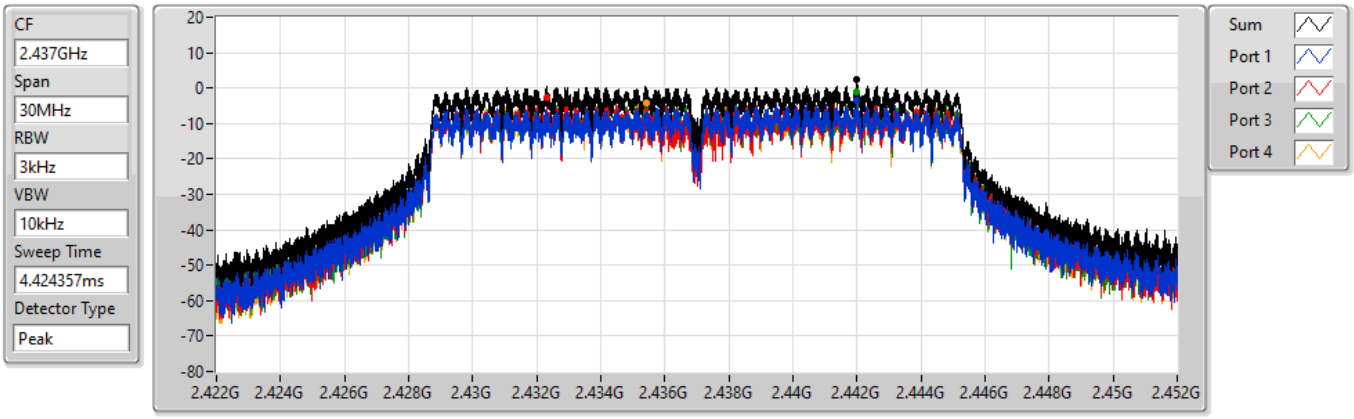

Sum	PD	Port 1	Port 2	Port 3	Port 4
(dBm/RBW)	(dBm/RBW)	(dBm/RBW)	(dBm/RBW)	(dBm/RBW)	(dBm/RBW)
2.34	2.34	-3.35	-2.74	-1.16	-4.26

802.11g_Nss1,(6Mbps)_4TX PSD

2462MHz

20/07/2021

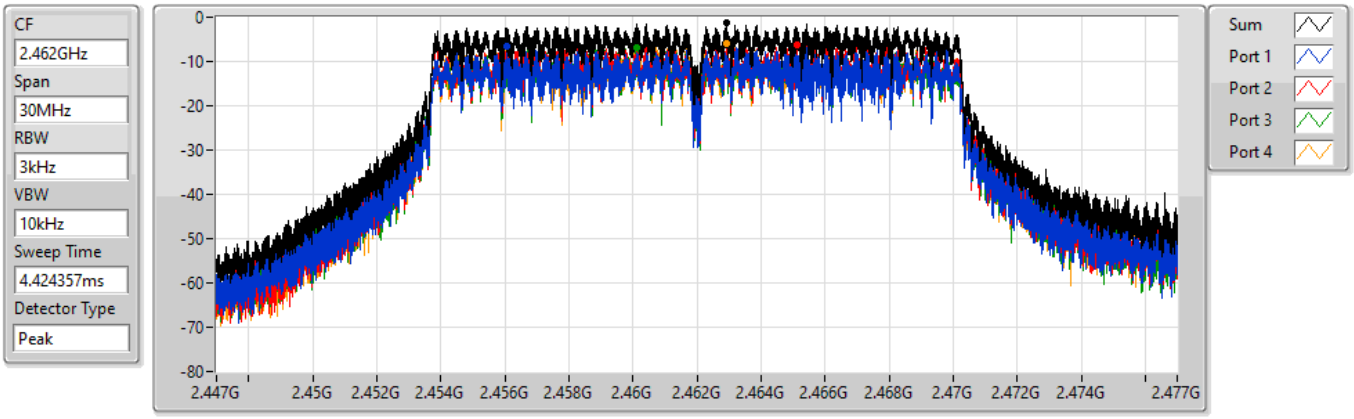

Sum	PD	Port 1	Port 2	Port 3	Port 4
(dBm/RBW)	(dBm/RBW)	(dBm/RBW)	(dBm/RBW)	(dBm/RBW)	(dBm/RBW)
-1.33	-1.33	-6.41	-6.10	-6.86	-5.88

802.11n HT20_Nss1,(MCS0)_4TX PSD

2412MHz

20/07/2021

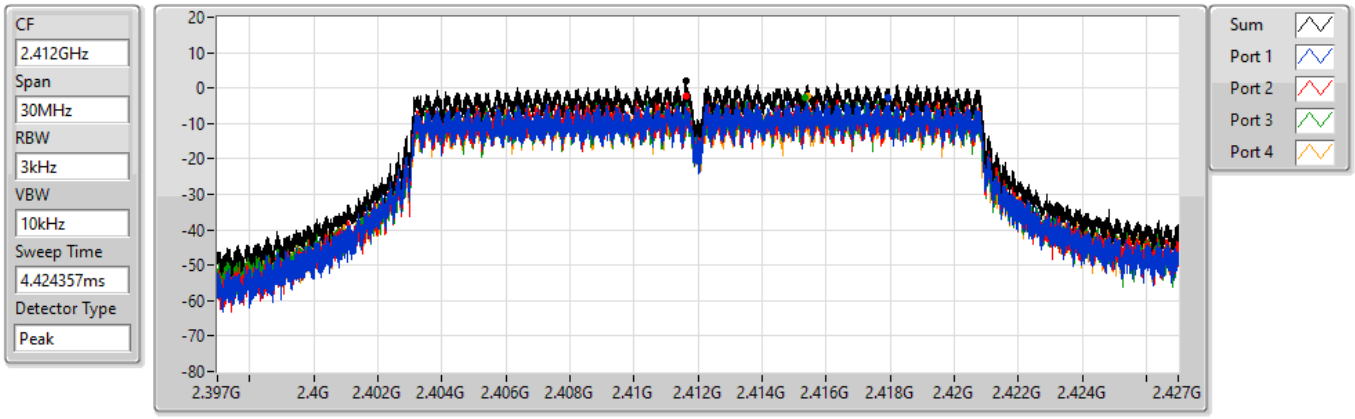

Sum	PD	Port 1	Port 2	Port 3	Port 4
(dBm/RBW)	(dBm/RBW)	(dBm/RBW)	(dBm/RBW)	(dBm/RBW)	(dBm/RBW)
1.88	1.88	-2.48	-2.44	-2.74	-2.32

802.11n HT20_Nss1,(MCS0)_4TX PSD

2437MHz

20/07/2021

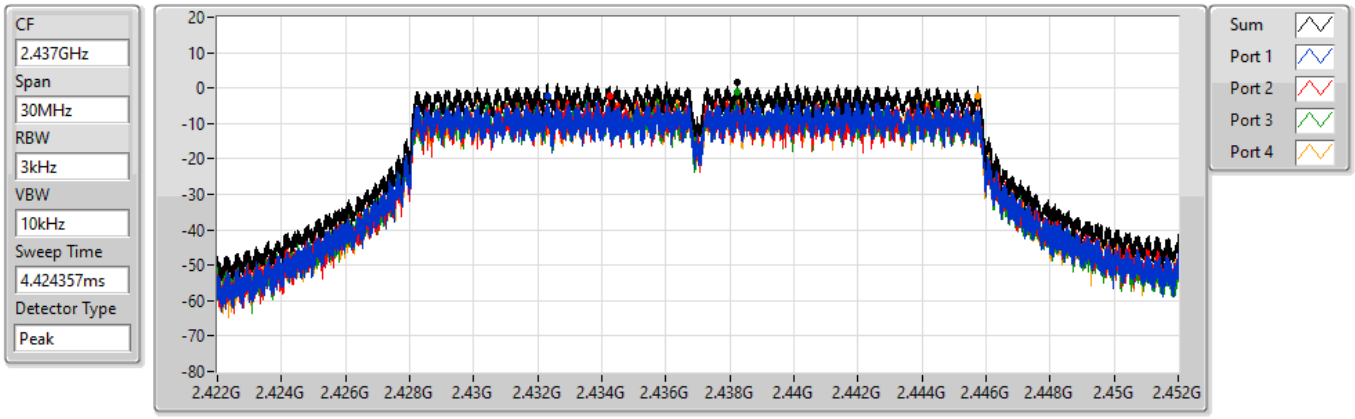

Sum	PD	Port 1	Port 2	Port 3	Port 4
(dBm/RBW)	(dBm/RBW)	(dBm/RBW)	(dBm/RBW)	(dBm/RBW)	(dBm/RBW)
1.67	1.67	-2.19	-2.24	-1.00	-2.34

802.11n HT20_Nss1,(MCS0)_4TX PSD

2462MHz

20/07/2021

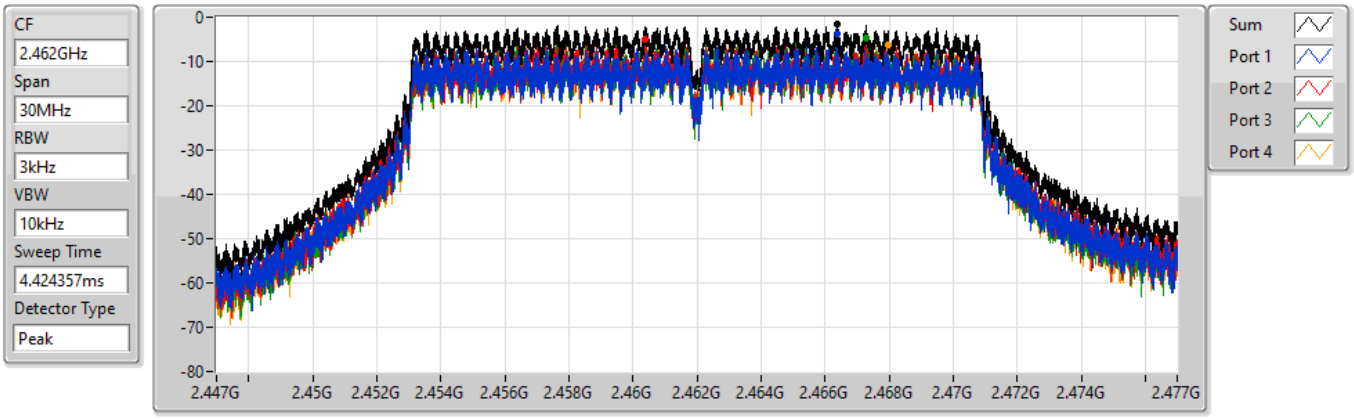

Sum	PD	Port 1	Port 2	Port 3	Port 4
(dBm/RBW)	(dBm/RBW)	(dBm/RBW)	(dBm/RBW)	(dBm/RBW)	(dBm/RBW)
-1.52	-1.52	-3.87	-5.10	-4.71	-6.17

802.11n HT40_Nss1,(MCS0)_4TX PSD

2422MHz

20/07/2021

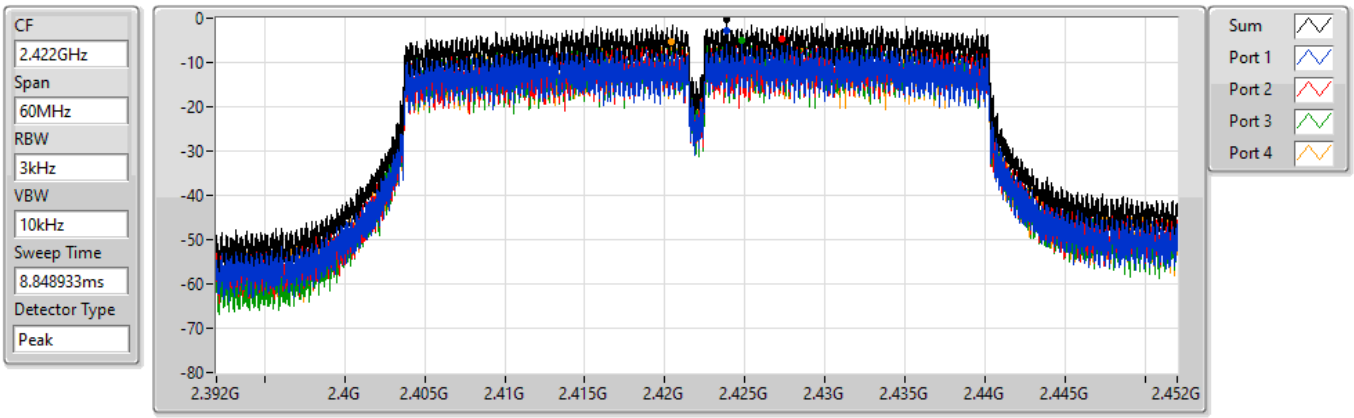

Sum	PD	Port 1	Port 2	Port 3	Port 4
(dBm/RBW)	(dBm/RBW)	(dBm/RBW)	(dBm/RBW)	(dBm/RBW)	(dBm/RBW)
-0.30	-0.30	-2.95	-4.80	-5.00	-5.18

802.11n HT40_Nss1,(MCS0)_4TX PSD

2437MHz

20/07/2021

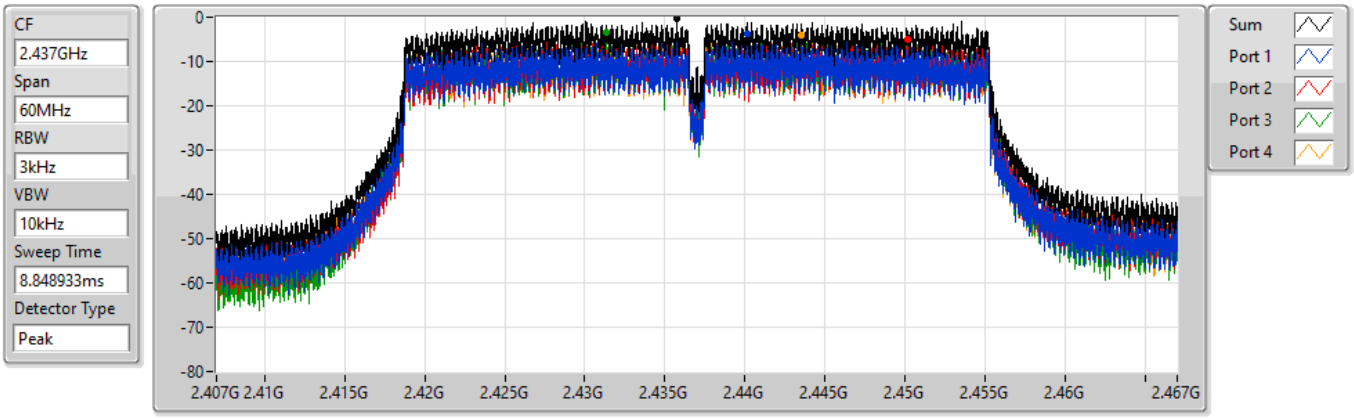

Sum	PD	Port 1	Port 2	Port 3	Port 4
(dBm/RBW)	(dBm/RBW)	(dBm/RBW)	(dBm/RBW)	(dBm/RBW)	(dBm/RBW)
-0.42	-0.42	-3.70	-5.00	-3.48	-4.19

802.11n HT40_Nss1,(MCS0)_4TX PSD

2452MHz

20/07/2021

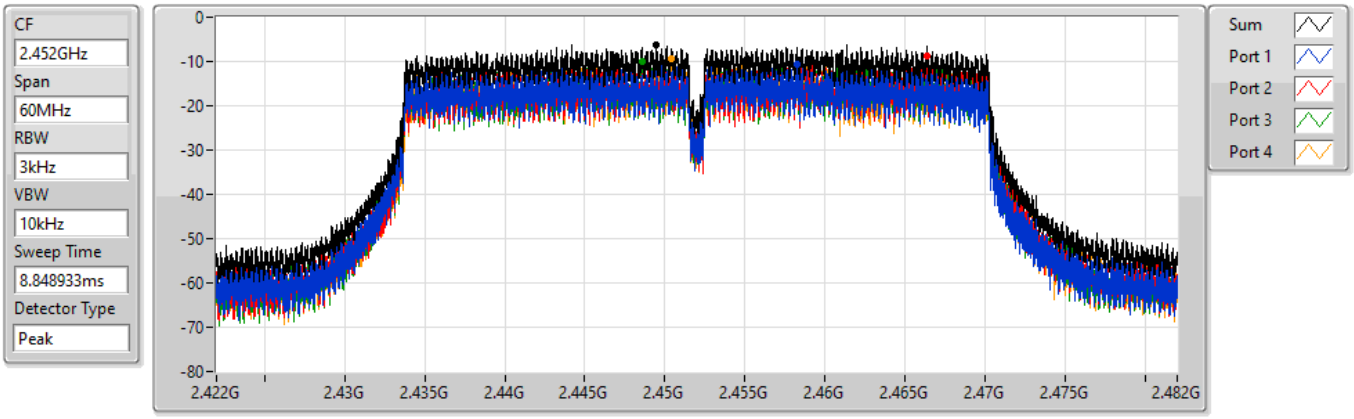

Sum	PD	Port 1	Port 2	Port 3	Port 4
(dBm/RBW)	(dBm/RBW)	(dBm/RBW)	(dBm/RBW)	(dBm/RBW)	(dBm/RBW)
-6.13	-6.13	-10.71	-8.72	-10.07	-9.48

Summary

Mode	Result	Ref (Hz)	Ref (dBm)	Limit (dBm)	Freq (Hz)	Level (dBm)	Freq (Hz)	Level (dBm)	Freq (Hz)	Level (dBm)	Freq (Hz)	Level (dBm)	Freq (Hz)	Level (dBm)	Port
2.4-2.4835GHz	-	-	-	-	-	-	-	-	-	-	-	-	-	-	-
802.11b_Nss1,(1Mbps)_4TX	Pass	2.4615G	16.26	-13.74	300.57M	-52.07	2.39852G	-35.78	2.4G	-38.97	2.4857G	-50.54	24.12623G	-45.41	3
802.11g_Nss1,(6Mbps)_4TX	Pass	2.41695G	13.35	-16.65	846.08M	-51.85	2.3999G	-25.76	2.4G	-27.52	2.48492G	-49.43	15.1862G	-45.68	3
802.11n HT20_Nss1,(MCS0)_4TX	Pass	2.442G	13.25	-16.75	2.13428G	-52.28	2.39956G	-26.46	2.4G	-27.94	2.48494G	-49.28	14.99796G	-45.33	3
802.11n HT40_Nss1,(MCS0)_4TX	Pass	2.4395G	9.84	-20.16	898.77M	-51.50	2.39984G	-30.30	2.4G	-32.29	2.48514G	-48.57	15.19244G	-45.01	1

Result

Mode	Result	Ref (Hz)	Ref (dBm)	Limit (dBm)	Freq (Hz)	Level (dBm)	Freq (Hz)	Level (dBm)	Freq (Hz)	Level (dBm)	Freq (Hz)	Level (dBm)	Freq (Hz)	Level (dBm)	Port
802.11b_Nss1,(1Mbps)_4TX	-	-	-	-	-	-	-	-	-	-	-	-	-	-	-
2412MHz	Pass	2.4615G	16.26	-13.74	688.81M	-51.06	2.39852G	-37.02	2.4G	-42.97	2.50846G	-50.74	23.43788G	-45.34	1
2412MHz	Pass	2.4615G	16.26	-13.74	892.1M	-51.33	2.3975G	-36.85	2.4G	-38.40	2.48446G	-50.40	15.1862G	-43.56	2
2412MHz	Pass	2.4615G	16.26	-13.74	300.57M	-52.07	2.39852G	-35.78	2.4G	-38.97	2.4857G	-50.54	24.12623G	-45.41	3
2412MHz	Pass	2.4615G	16.26	-13.74	929.09M	-52.24	2.3988G	-37.11	2.4G	-38.51	2.52042G	-50.49	15.20025G	-45.19	4
2437MHz	Pass	2.4615G	16.26	-13.74	2.11826G	-52.47	2.39942G	-50.12	2.4G	-52.04	2.49906G	-50.86	24.43528G	-45.42	1
2437MHz	Pass	2.4615G	16.26	-13.74	557.16M	-52.01	2.39722G	-50.37	2.4G	-52.83	2.48386G	-48.76	15.17496G	-44.79	2
2437MHz	Pass	2.4615G	16.26	-13.74	590.07M	-51.00	2.39904G	-50.74	2.4G	-51.42	2.48556G	-48.65	24.47742G	-45.00	3
2437MHz	Pass	2.4615G	16.26	-13.74	743.56M	-52.19	2.39698G	-49.76	2.4G	-51.51	2.48474G	-49.75	6.97385G	-45.30	4
2462MHz	Pass	2.4615G	16.26	-13.74	580.75M	-52.38	2.3975G	-50.25	2.4835G	-50.42	2.48554G	-49.41	15.1862G	-44.96	1
2462MHz	Pass	2.4615G	16.26	-13.74	928.51M	-52.61	2.3967G	-50.85	2.4835G	-52.43	2.4889G	-48.26	24.48023G	-45.82	2
2462MHz	Pass	2.4615G	16.26	-13.74	293M	-51.56	2.39444G	-51.46	2.4835G	-51.22	2.49004G	-50.22	14.85748G	-45.22	3
2462MHz	Pass	2.4615G	16.26	-13.74	866.47M	-52.48	2.39612G	-49.46	2.4835G	-52.06	2.50538G	-49.62	15.17777G	-45.79	4
802.11g_Nss1,(6Mbps)_4TX	-	-	-	-	-	-	-	-	-	-	-	-	-	-	-
2412MHz	Pass	2.41695G	13.35	-16.65	688.81M	-52.37	2.39964G	-28.11	2.4G	-28.36	2.51832G	-49.76	24.37347G	-45.14	1
2412MHz	Pass	2.41695G	13.35	-16.65	537.65M	-50.92	2.39968G	-27.52	2.4G	-27.79	2.48418G	-49.09	21.80553G	-45.42	2
2412MHz	Pass	2.41695G	13.35	-16.65	846.08M	-51.85	2.3999G	-25.76	2.4G	-27.52	2.48492G	-49.43	15.1862G	-45.68	3
2412MHz	Pass	2.41695G	13.35	-16.65	808.8M	-52.38	2.4G	-28.42	2.4G	-29.07	2.48686G	-50.34	15.17496G	-44.10	4
2437MHz	Pass	2.41695G	13.35	-16.65	2.30525G	-52.12	2.39704G	-48.43	2.4G	-48.39	2.4836G	-49.96	24.46618G	-45.09	1
2437MHz	Pass	2.41695G	13.35	-16.65	860.35M	-51.70	2.39974G	-48.92	2.4835G	-50.22	2.48374G	-49.58	15.18058G	-44.85	2
2437MHz	Pass	2.41695G	13.35	-16.65	812.88M	-52.53	2.39976G	-47.53	2.4G	-48.09	2.4843G	-47.27	24.49709G	-44.65	3
2437MHz	Pass	2.41695G	13.35	-16.65	782.3M	-51.95	2.3995G	-48.24	2.4G	-50.73	2.48408G	-47.64	15.19744G	-45.09	4
2462MHz	Pass	2.41695G	13.35	-16.65	855.4M	-51.69	2.3985G	-50.30	2.4835G	-43.71	2.48388G	-42.32	23.51093G	-44.04	1
2462MHz	Pass	2.41695G	13.35	-16.65	716.48M	-51.66	2.39194G	-50.48	2.4835G	-41.62	2.48354G	-41.24	21.90667G	-44.30	2
2462MHz	Pass	2.41695G	13.35	-16.65	854.24M	-51.78	2.39388G	-50.58	2.4835G	-44.96	2.48408G	-42.37	21.87015G	-45.31	3
2462MHz	Pass	2.41695G	13.35	-16.65	866.76M	-51.97	2.39572G	-50.29	2.4835G	-40.04	2.48388G	-41.28	24.81738G	-45.37	4
802.11n HT20_Nss1,(MCS0)_4TX	-	-	-	-	-	-	-	-	-	-	-	-	-	-	-
2412MHz	Pass	2.442G	13.25	-16.75	832.98M	-52.59	2.39982G	-27.26	2.4G	-28.26	2.48586G	-49.68	24.44371G	-45.53	1
2412MHz	Pass	2.442G	13.25	-16.75	573.76M	-51.94	2.3998G	-26.48	2.4G	-30.83	2.48796G	-49.78	21.85048G	-45.73	2
2412MHz	Pass	2.442G	13.25	-16.75	2.13428G	-52.28	2.39956G	-26.46	2.4G	-27.94	2.48494G	-49.28	14.99796G	-45.33	3
2412MHz	Pass	2.442G	13.25	-16.75	1.86662G	-52.35	2.4G	-27.19	2.4G	-29.65	2.48638G	-50.14	24.87357G	-45.24	4
2437MHz	Pass	2.442G	13.25	-16.75	2.18059G	-51.87	2.39922G	-48.44	2.4G	-48.57	2.48532G	-49.82	16.44769G	-45.86	1
2437MHz	Pass	2.442G	13.25	-16.75	862.68M	-51.86	2.39934G	-48.13	2.4G	-51.78	2.48572G	-49.15	21.89543G	-45.49	2
2437MHz	Pass	2.442G	13.25	-16.75	789.87M	-52.16	2.39694G	-46.76	2.4G	-49.26	2.4851G	-47.71	15.05696G	-45.86	3
2437MHz	Pass	2.442G	13.25	-16.75	447.65M	-52.44	2.3985G	-48.49	2.4G	-48.13	2.48418G	-50.01	21.92915G	-44.30	4
2462MHz	Pass	2.442G	13.25	-16.75	880.16M	-51.96	2.39932G	-50.41	2.4835G	-41.51	2.48382G	-40.84	15.17777G	-45.66	1
2462MHz	Pass	2.442G	13.25	-16.75	779.1M	-51.80	2.39172G	-51.67	2.4835G	-40.64	2.4851G	-40.04	24.4999G	-45.00	2
2462MHz	Pass	2.442G	13.25	-16.75	634.64M	-52.78	2.39998G	-50.99	2.4835G	-41.63	2.4851G	-42.23	15.16653G	-44.16	3
2462MHz	Pass	2.442G	13.25	-16.75	880.16M	-51.84	2.39668G	-51.24	2.4835G	-42.47	2.4845G	-40.99	15.19182G	-44.28	4
802.11n HT40_Nss1,(MCS0)_4TX	-	-	-	-	-	-	-	-	-	-	-	-	-	-	-
2422MHz	Pass	2.4395G	9.84	-20.16	898.77M	-51.50	2.39984G	-30.30	2.4G	-32.29	2.48514G	-48.57	15.19244G	-45.01	1
2422MHz	Pass	2.4395G	9.84	-20.16	834.08M	-52.82	2.39952G	-30.83	2.4G	-32.63	2.48438G	-47.48	24.48957G	-44.79	2
2422MHz	Pass	2.4395G	9.84	-20.16	855.83M	-52.48	2.39948G	-32.83	2.4G	-33.57	2.4839G	-45.93	24.12778G	-45.48	3
2422MHz	Pass	2.4395G	9.84	-20.16	937.13M	-52.05	2.39984G	-30.73	2.4G	-32.57	2.48386G	-48.62	15.17562G	-45.64	4
2437MHz	Pass	2.4395G	9.84	-20.16	761.66M	-52.33	2.39952G	-35.75	2.4G	-38.75	2.48354G	-43.95	16.4573G	-45.26	1
2437MHz	Pass	2.4395G	9.84	-20.16	771.1M	-52.65	2.39892G	-37.06	2.4G	-40.65	2.48418G	-42.45	21.75512G	-45.32	2
2437MHz	Pass	2.4395G	9.84	-20.16	859.84M	-52.05	2.39828G	-40.43	2.4835G	-41.22	2.48422G	-39.55	24.73357G	-45.52	3
2437MHz	Pass	2.4395G	9.84	-20.16	896.19M	-51.80	2.39952G	-36.18	2.4G	-39.65	2.48414G	-41.93	15.19525G	-45.58	4
2452MHz	Pass	2.4395G	9.84	-20.16	782.27M	-51.73	2.39848G	-50.93	2.4835G	-42.56	2.4845G	-39.68	21.79719G	-45.07	1
2452MHz	Pass	2.4395G	9.84	-20.16	1.91152G	-52.12	2.3988G	-50.83	2.4835G	-43.00	2.4845G	-37.80	24.45311G	-44.62	2
2452MHz	Pass	2.4395G	9.84	-20.16	877.87M	-51.71	2.39896G	-50.38	2.4835G	-43.31	2.48446G	-39.22	15.17562G	-44.96	3
2452MHz	Pass	2.4395G	9.84	-20.16	926.25M	-52.48	2.3964G	-49.89	2.4835G	-42.85	2.48386G	-39.91	15.18964G	-44.36	4

802.11b_Nss1,(1Mbps)_4TX **CSENdB**

2412MHz

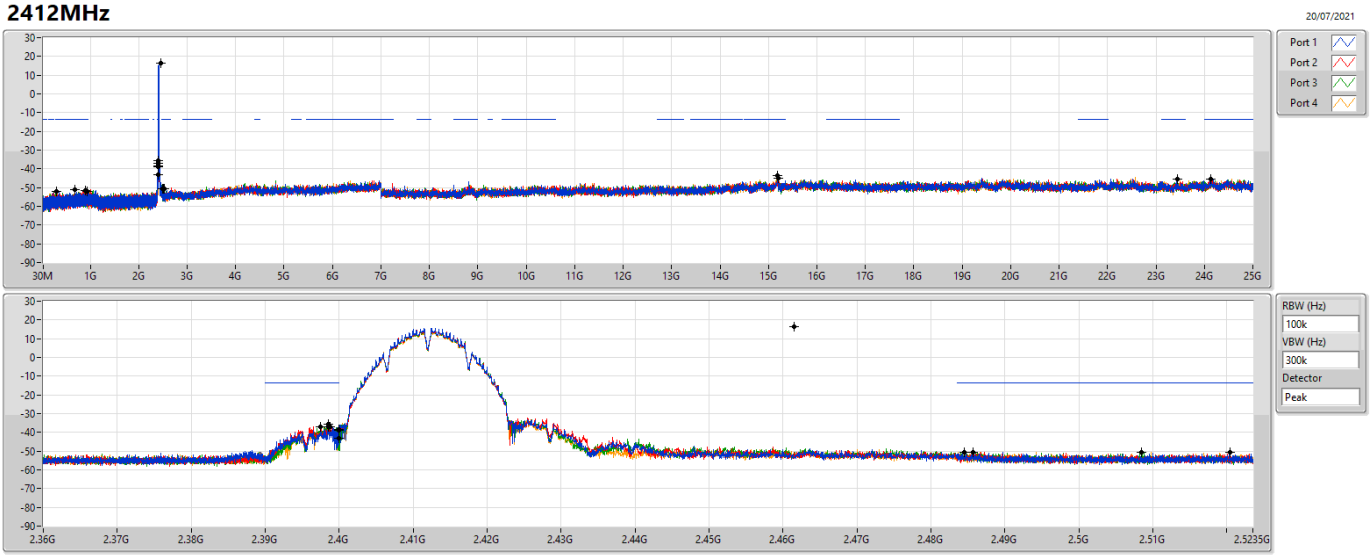

Ref(Hz)	Ref(dBm)	Limit(dBm)	Freq(Hz)	Level(dBm)	Freq(Hz)	Level(dBm)	Freq(Hz)	Level(dBm)	Freq(Hz)	Level(dBm)	Freq(Hz)	Level(dBm)	Port
2.4615G	16.26	-13.74	688.81M	-51.06	2.39852G	-37.02	2.4G	-42.97	2.50846G	-50.74	23.43788G	-45.34	1
2.4615G	16.26	-13.74	892.1M	-51.33	2.3975G	-36.85	2.4G	-38.40	2.48446G	-50.40	15.1862G	-43.56	2
2.4615G	16.26	-13.74	300.57M	-52.07	2.39852G	-35.78	2.4G	-38.97	2.4857G	-50.54	24.12623G	-45.41	3
2.4615G	16.26	-13.74	929.09M	-52.24	2.3988G	-37.11	2.4G	-38.51	2.52042G	-50.49	15.20025G	-45.19	4

802.11b_Nss1,(1Mbps)_4TX **CSENdB**

2437MHz

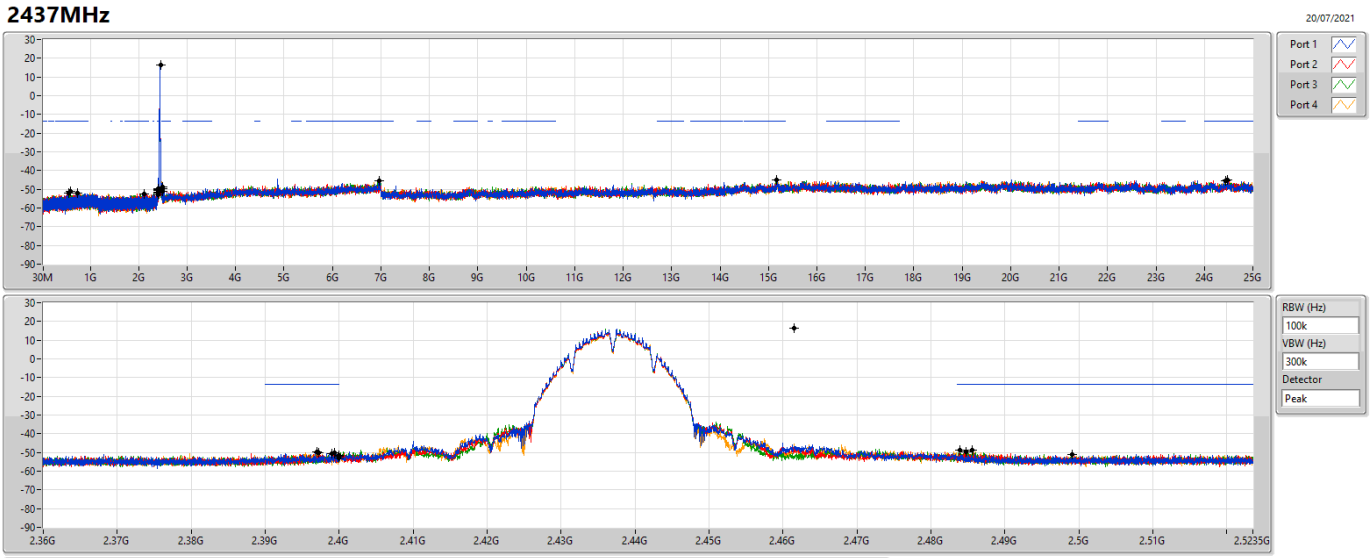

Ref(Hz)	Ref(dBm)	Limit(dBm)	Freq(Hz)	Level(dBm)	Freq(Hz)	Level(dBm)	Freq(Hz)	Level(dBm)	Freq(Hz)	Level(dBm)	Freq(Hz)	Level(dBm)	Port
2.4615G	16.26	-13.74	2.11826G	-52.47	2.39942G	-50.12	2.4G	-52.04	2.49906G	-50.86	24.43528G	-45.42	1
2.4615G	16.26	-13.74	557.16M	-52.01	2.39722G	-50.37	2.4G	-52.83	2.48386G	-48.76	15.17496G	-44.79	2
2.4615G	16.26	-13.74	590.07M	-51.00	2.39904G	-50.74	2.4G	-51.42	2.48556G	-48.65	24.47742G	-45.00	3
2.4615G	16.26	-13.74	743.56M	-52.19	2.39698G	-49.76	2.4G	-51.51	2.48474G	-49.75	6.97385G	-45.30	4

802.11b_Nss1,(1Mbps)_4TX **CSENdB**

2462MHz

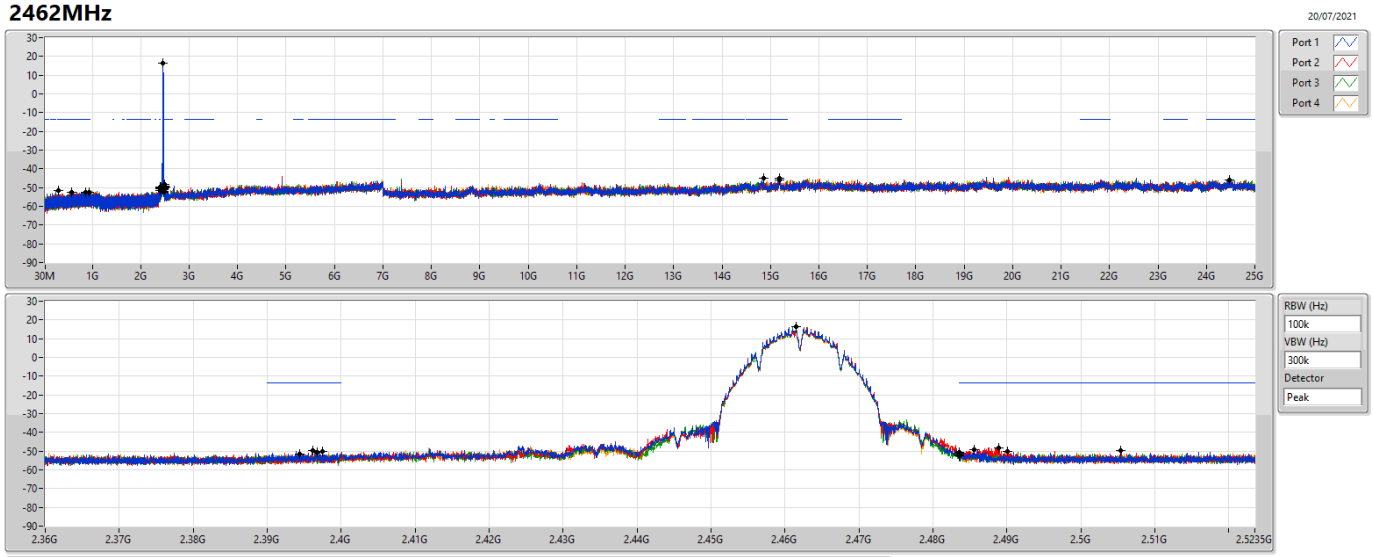

Ref(Hz)	Ref(dBm)	Limit(dBm)	Freq(Hz)	Level(dBm)	Freq(Hz)	Level(dBm)	Freq(Hz)	Level(dBm)	Freq(Hz)	Level(dBm)	Freq(Hz)	Level(dBm)	Port
2.4615G	16.26	-13.74	580.75M	-52.38	2.3975G	-50.25	2.4835G	-50.42	2.48554G	-49.41	15.1862G	-44.96	1
2.4615G	16.26	-13.74	928.51M	-52.61	2.3967G	-50.85	2.4835G	-52.43	2.4889G	-48.26	24.48023G	-45.82	2
2.4615G	16.26	-13.74	293M	-51.56	2.39444G	-51.46	2.4835G	-51.22	2.49004G	-50.22	14.85748G	-45.22	3
2.4615G	16.26	-13.74	866.47M	-52.48	2.39612G	-49.46	2.4835G	-52.06	2.50538G	-49.62	15.17777G	-45.79	4

802.11g_Nss1,(6Mbps)_4TX **CSENdB**

2412MHz

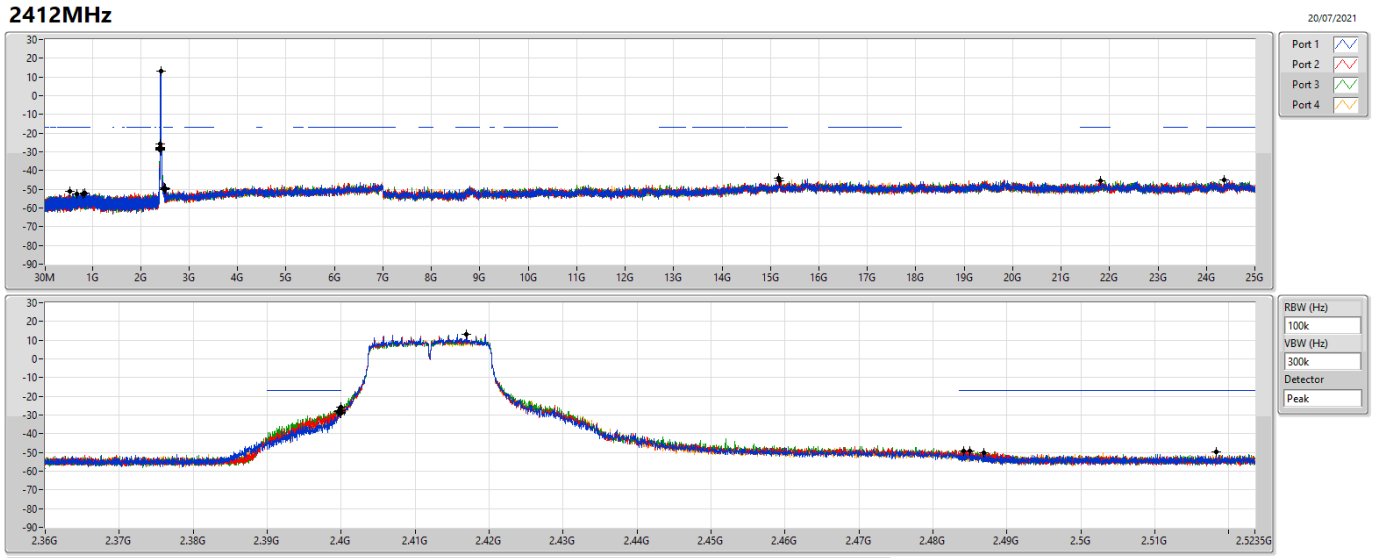

Ref(Hz)	Ref(dBm)	Limit(dBm)	Freq(Hz)	Level(dBm)	Freq(Hz)	Level(dBm)	Freq(Hz)	Level(dBm)	Freq(Hz)	Level(dBm)	Freq(Hz)	Level(dBm)	Port
2.41695G	13.35	-16.65	688.81M	-52.37	2.39964G	-28.11	2.4G	-28.36	2.51832G	-49.76	24.37347G	-45.14	1
2.41695G	13.35	-16.65	537.65M	-50.92	2.39968G	-27.52	2.4G	-27.79	2.48418G	-49.09	21.80553G	-45.42	2
2.41695G	13.35	-16.65	846.08M	-51.85	2.3999G	-25.76	2.4G	-27.52	2.48492G	-49.43	15.1862G	-45.68	3
2.41695G	13.35	-16.65	808.8M	-52.38	2.4G	-28.42	2.4G	-29.07	2.48686G	-50.34	15.17496G	-44.10	4

802.11g_Nss1,(6Mbps)_4TX **CSENdB**

2437MHz

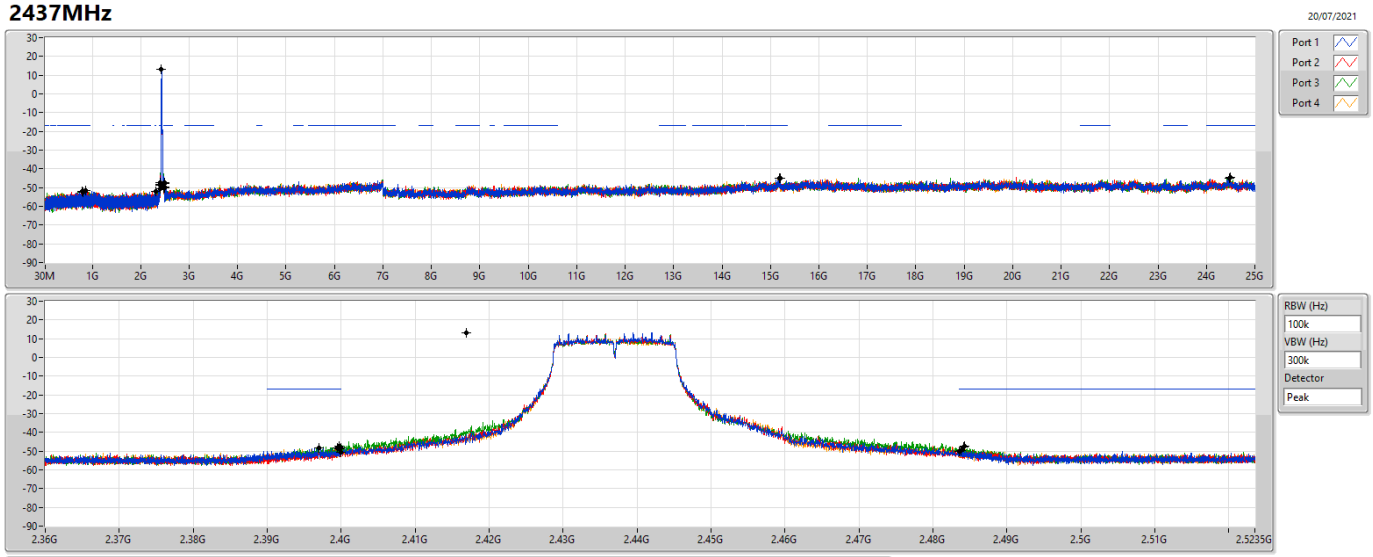

Ref(Hz)	Ref(dBm)	Limit(dBm)	Freq(Hz)	Level(dBm)	Freq(Hz)	Level(dBm)	Freq(Hz)	Level(dBm)	Freq(Hz)	Level(dBm)	Freq(Hz)	Level(dBm)	Port
2.41695G	13.35	-16.65	2.30525G	-52.12	2.39704G	-48.43	2.4G	-48.39	2.4836G	-49.96	24.46618G	-45.09	1
2.41695G	13.35	-16.65	860.35M	-51.70	2.39974G	-48.92	2.4835G	-50.22	2.48374G	-49.58	15.18058G	-44.85	2
2.41695G	13.35	-16.65	812.88M	-52.53	2.39976G	-47.53	2.4G	-48.09	2.4843G	-47.27	24.49709G	-44.65	3
2.41695G	13.35	-16.65	782.3M	-51.95	2.3995G	-48.24	2.4G	-50.73	2.48408G	-47.64	15.19744G	-45.09	4

802.11g_Nss1,(6Mbps)_4TX **CSENdB**

2462MHz

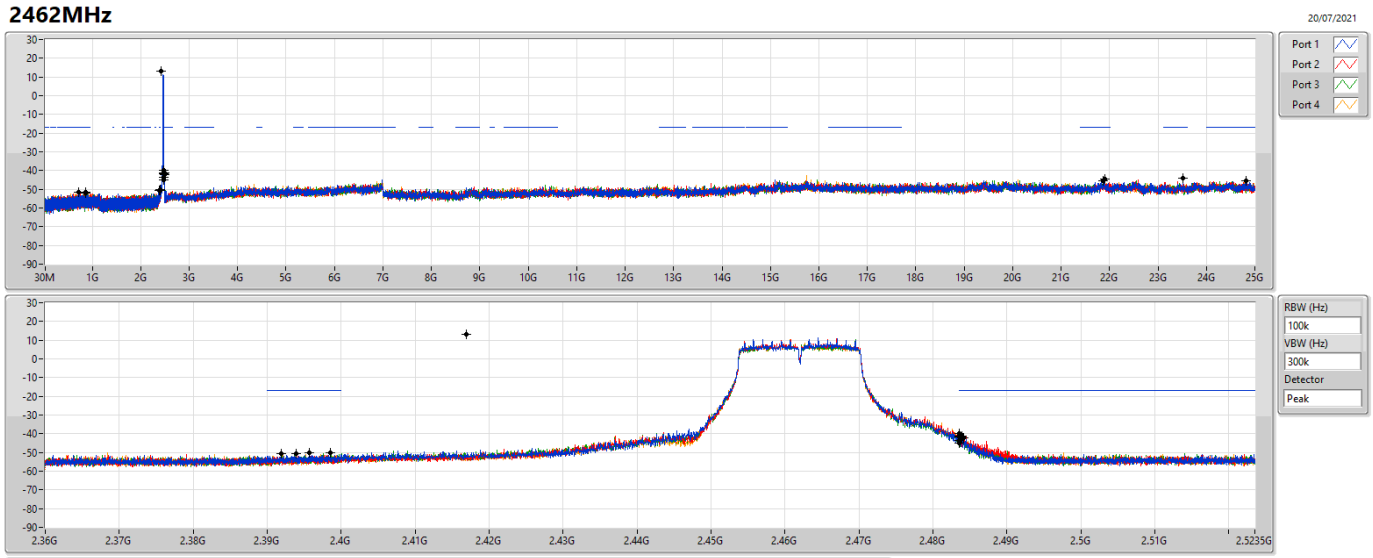

Ref(Hz)	Ref(dBm)	Limit(dBm)	Freq(Hz)	Level(dBm)	Freq(Hz)	Level(dBm)	Freq(Hz)	Level(dBm)	Freq(Hz)	Level(dBm)	Freq(Hz)	Level(dBm)	Port
2.41695G	13.35	-16.65	855.4M	-51.69	2.3985G	-50.30	2.4835G	-43.71	2.48388G	-42.32	23.51093G	-44.04	1
2.41695G	13.35	-16.65	716.48M	-51.66	2.39194G	-50.48	2.4835G	-41.62	2.48354G	-41.24	21.90667G	-44.30	2
2.41695G	13.35	-16.65	854.24M	-51.78	2.39388G	-50.58	2.4835G	-44.96	2.48408G	-42.37	21.87015G	-45.31	3
2.41695G	13.35	-16.65	866.76M	-51.97	2.39572G	-50.29	2.4835G	-40.04	2.48388G	-41.28	24.81738G	-45.37	4

802.11n HT20_Nss1,(MCS0)_4TX **CSENdB**

2412MHz

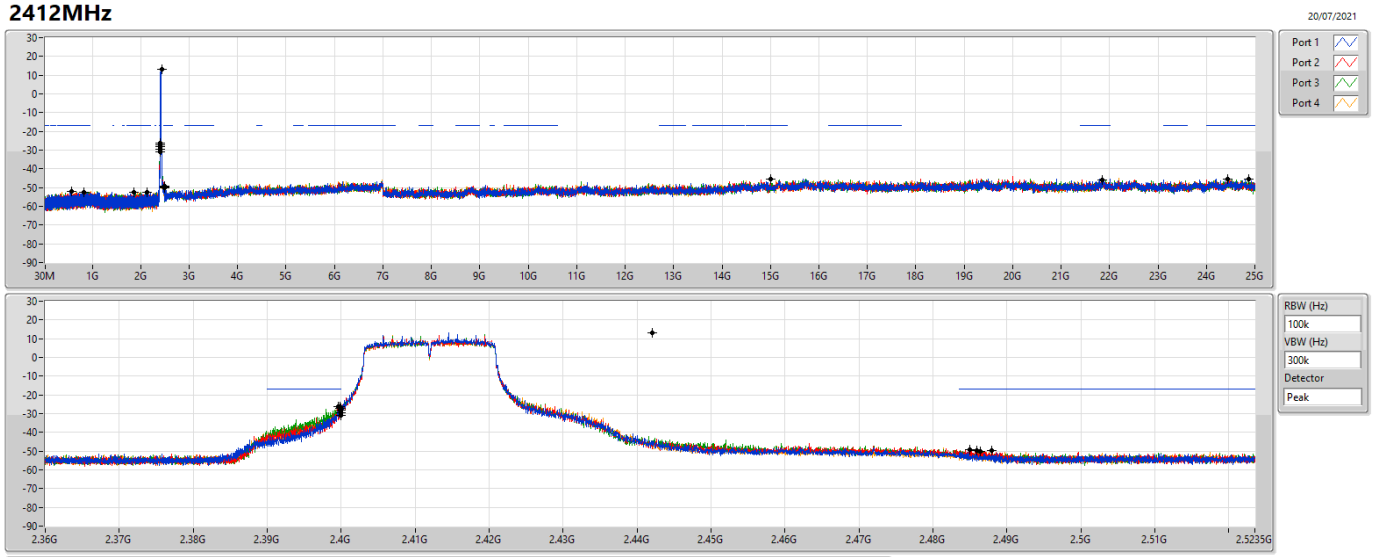

Ref(Hz)	Ref(dBm)	Limit(dBm)	Freq(Hz)	Level(dBm)	Freq(Hz)	Level(dBm)	Freq(Hz)	Level(dBm)	Freq(Hz)	Level(dBm)	Freq(Hz)	Level(dBm)	Port
2.442G	13.25	-16.75	832.98M	-52.59	2.39982G	-27.26	2.4G	-28.26	2.48586G	-49.68	24.44371G	-45.53	1
2.442G	13.25	-16.75	573.76M	-51.94	2.3998G	-26.48	2.4G	-30.83	2.48796G	-49.78	21.85048G	-45.73	2
2.442G	13.25	-16.75	2.13428G	-52.28	2.39956G	-26.46	2.4G	-27.94	2.48494G	-49.28	14.99796G	-45.33	3
2.442G	13.25	-16.75	1.86662G	-52.35	2.4G	-27.19	2.4G	-29.65	2.48638G	-50.14	24.87357G	-45.24	4

802.11n HT20_Nss1,(MCS0)_4TX **CSENdB**

2437MHz

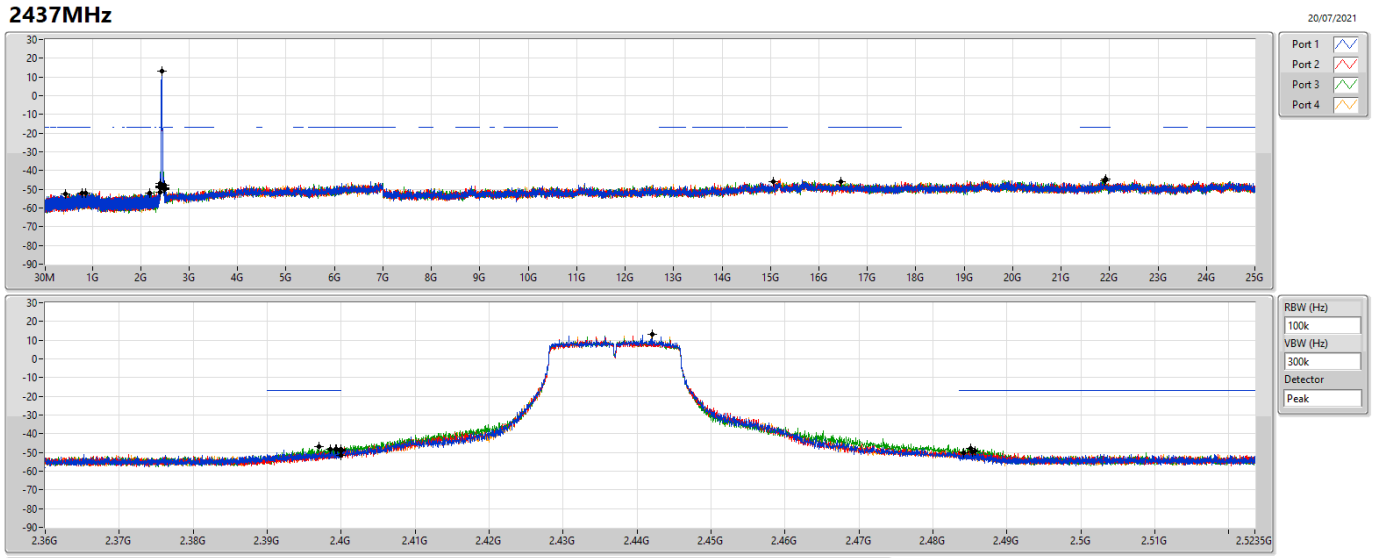

Ref(Hz)	Ref(dBm)	Limit(dBm)	Freq(Hz)	Level(dBm)	Freq(Hz)	Level(dBm)	Freq(Hz)	Level(dBm)	Freq(Hz)	Level(dBm)	Freq(Hz)	Level(dBm)	Port
2.442G	13.25	-16.75	2.18059G	-51.87	2.39922G	-48.44	2.4G	-48.57	2.48532G	-49.82	16.44769G	-45.86	1
2.442G	13.25	-16.75	862.68M	-51.86	2.39934G	-48.13	2.4G	-51.78	2.48572G	-49.15	21.89543G	-45.49	2
2.442G	13.25	-16.75	789.87M	-52.16	2.39694G	-46.76	2.4G	-49.26	2.4851G	-47.71	15.05696G	-45.86	3
2.442G	13.25	-16.75	447.65M	-52.44	2.3985G	-48.49	2.4G	-48.13	2.48418G	-50.01	21.92915G	-44.30	4

802.11n HT20_Nss1,(MCS0)_4TX **CSENdB**

2462MHz

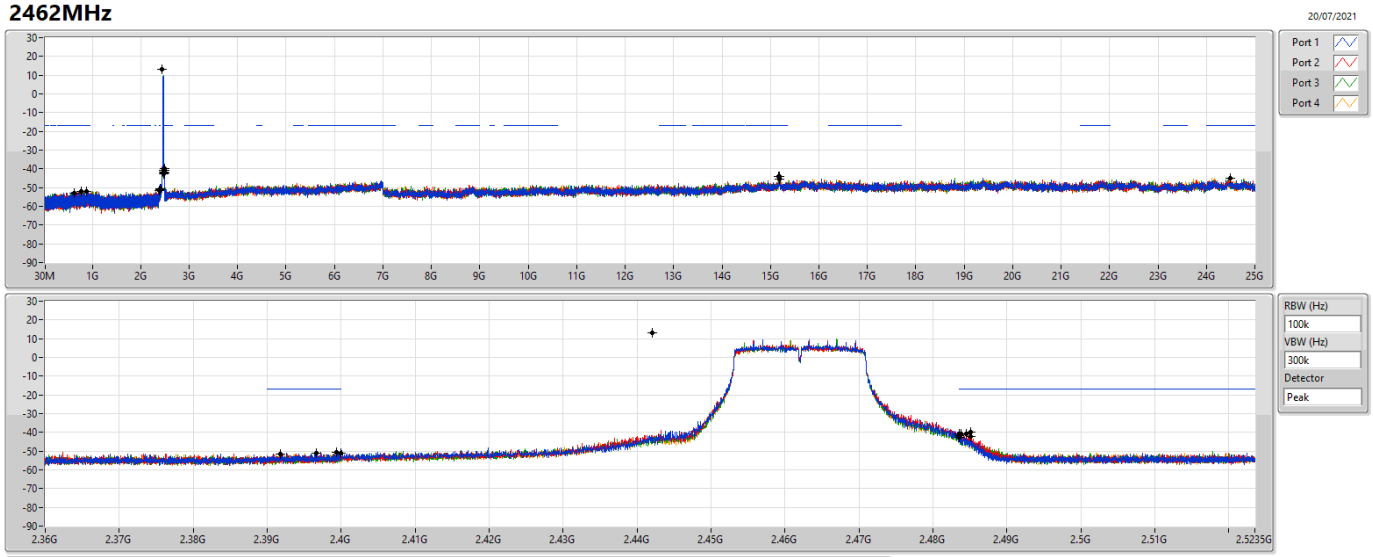

Ref(Hz)	Ref(dBm)	Limit(dBm)	Freq(Hz)	Level(dBm)	Freq(Hz)	Level(dBm)	Freq(Hz)	Level(dBm)	Freq(Hz)	Level(dBm)	Freq(Hz)	Level(dBm)	Port
2.442G	13.25	-16.75	880.16M	-51.96	2.39932G	-50.41	2.4835G	-41.51	2.48382G	-40.84	15.17777G	-45.66	1
2.442G	13.25	-16.75	779.1M	-51.80	2.39172G	-51.67	2.4835G	-40.64	2.4851G	-40.04	24.4999G	-45.00	2
2.442G	13.25	-16.75	634.64M	-52.78	2.39998G	-50.99	2.4835G	-41.63	2.4851G	-42.23	15.16653G	-44.16	3
2.442G	13.25	-16.75	880.16M	-51.84	2.39668G	-51.24	2.4835G	-42.47	2.4845G	-40.99	15.19182G	-44.28	4

802.11n HT40_Nss1,(MCS0)_4TX **CSENdB**

2422MHz

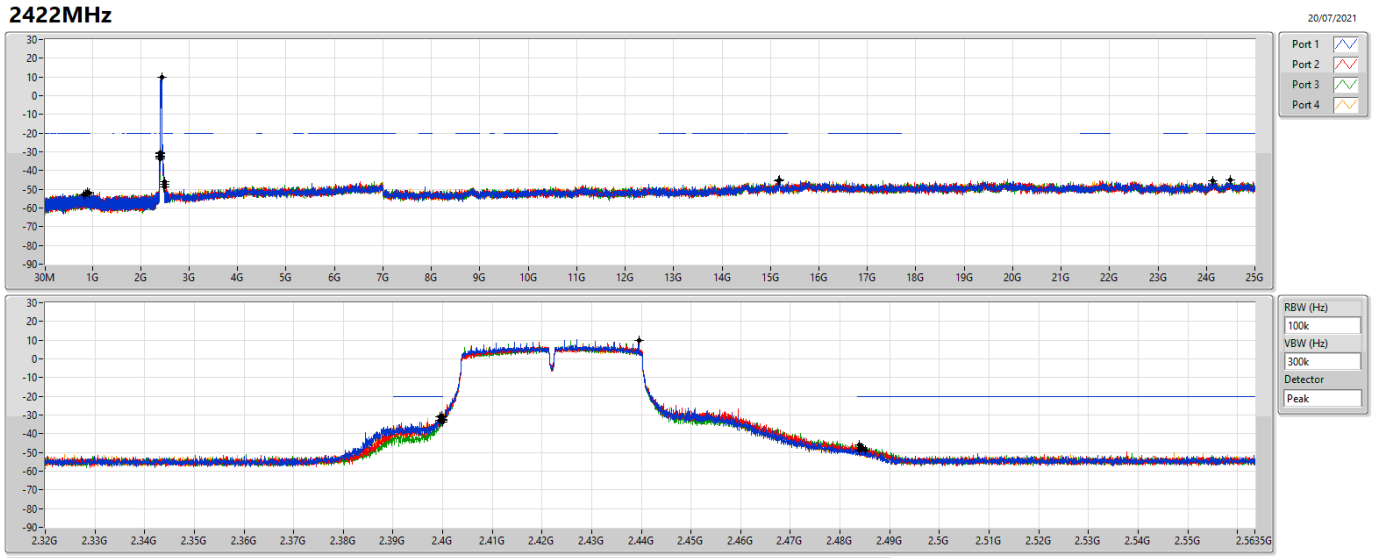

Ref(Hz)	Ref(dBm)	Limit(dBm)	Freq(Hz)	Level(dBm)	Freq(Hz)	Level(dBm)	Freq(Hz)	Level(dBm)	Freq(Hz)	Level(dBm)	Freq(Hz)	Level(dBm)	Port
2.4395G	9.84	-20.16	898.77M	-51.50	2.39984G	-30.30	2.4G	-32.29	2.48514G	-48.57	15.19244G	-45.01	1
2.4395G	9.84	-20.16	834.08M	-52.82	2.39952G	-30.83	2.4G	-32.63	2.48438G	-47.48	24.48957G	-44.79	2
2.4395G	9.84	-20.16	855.83M	-52.48	2.39948G	-32.83	2.4G	-33.57	2.4839G	-45.93	24.12778G	-45.48	3
2.4395G	9.84	-20.16	937.13M	-52.05	2.39984G	-30.73	2.4G	-32.57	2.48386G	-48.62	15.17562G	-45.64	4

802.11n HT40_Nss1,(MCS0)_4TX **CSENdB**

2437MHz

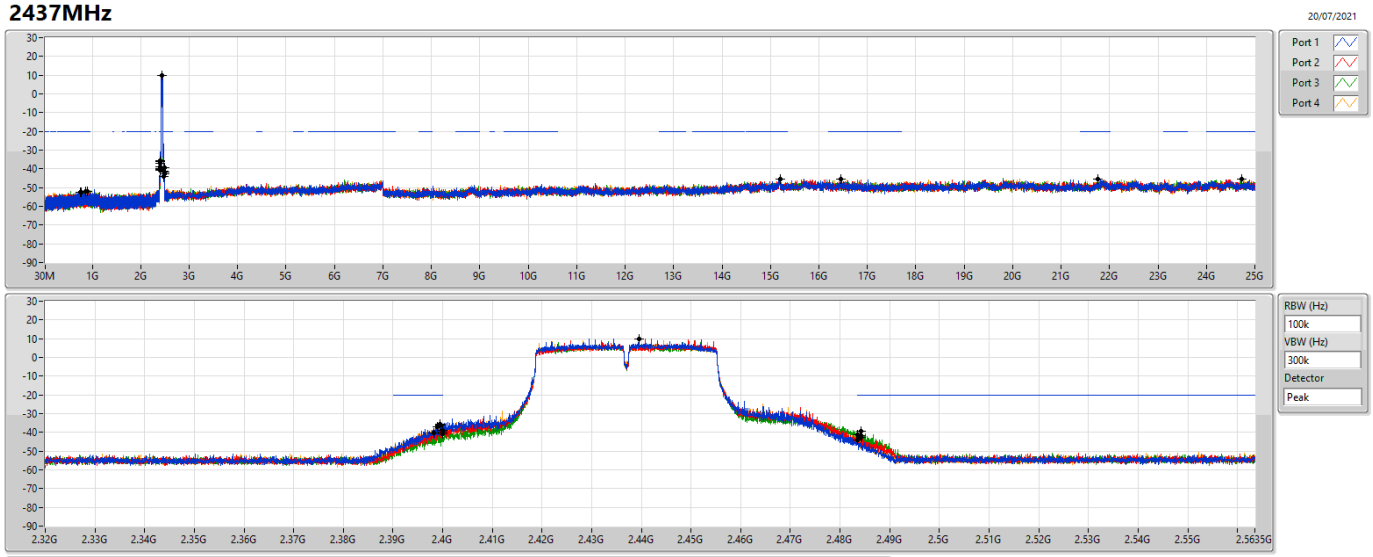

Ref(Hz)	Ref(dBm)	Limit(dBm)	Freq(Hz)	Level(dBm)	Freq(Hz)	Level(dBm)	Freq(Hz)	Level(dBm)	Freq(Hz)	Level(dBm)	Freq(Hz)	Level(dBm)	Port
2.4395G	9.84	-20.16	761.66M	-52.33	2.39952G	-35.75	2.4G	-38.75	2.48354G	-43.95	16.4573G	-45.26	1
2.4395G	9.84	-20.16	771.1M	-52.65	2.39892G	-37.06	2.4G	-40.65	2.48418G	-42.45	21.75512G	-45.32	2
2.4395G	9.84	-20.16	859.84M	-52.05	2.39828G	-40.43	2.4835G	-41.22	2.48422G	-39.55	24.73357G	-45.52	3
2.4395G	9.84	-20.16	896.19M	-51.80	2.39952G	-36.18	2.4G	-39.65	2.48414G	-41.93	15.19525G	-45.58	4

802.11n HT40_Nss1,(MCS0)_4TX **CSENdB**

2452MHz

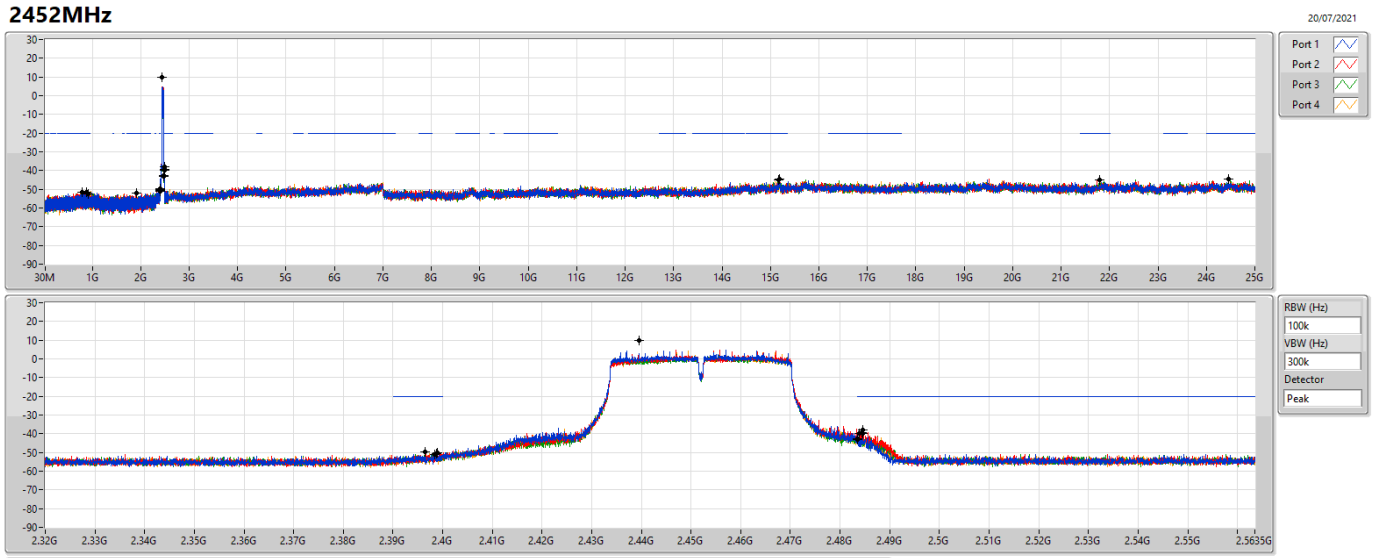

Ref(Hz)	Ref(dBm)	Limit(dBm)	Freq(Hz)	Level(dBm)	Freq(Hz)	Level(dBm)	Freq(Hz)	Level(dBm)	Freq(Hz)	Level(dBm)	Freq(Hz)	Level(dBm)	Port
2.4395G	9.84	-20.16	782.27M	-51.73	2.39848G	-50.93	2.4835G	-42.56	2.4845G	-39.68	21.79719G	-45.07	1
2.4395G	9.84	-20.16	1.91152G	-52.12	2.3988G	-50.83	2.4835G	-43.00	2.4845G	-37.80	24.45311G	-44.62	2
2.4395G	9.84	-20.16	877.87M	-51.71	2.39896G	-50.38	2.4835G	-43.31	2.48446G	-39.22	15.17562G	-44.96	3
2.4395G	9.84	-20.16	926.25M	-52.48	2.3964G	-49.89	2.4835G	-42.85	2.48386G	-39.91	15.18964G	-44.36	4

Summary

Mode	Result	Type	Freq (Hz)	Level (dBuV/m)	Limit (dBuV/m)	Margin (dB)	Condition
Mode 1	Pass	PK	91.6M	39.15	43.50	-4.35	Vertical

Mode 1

20/07/2021

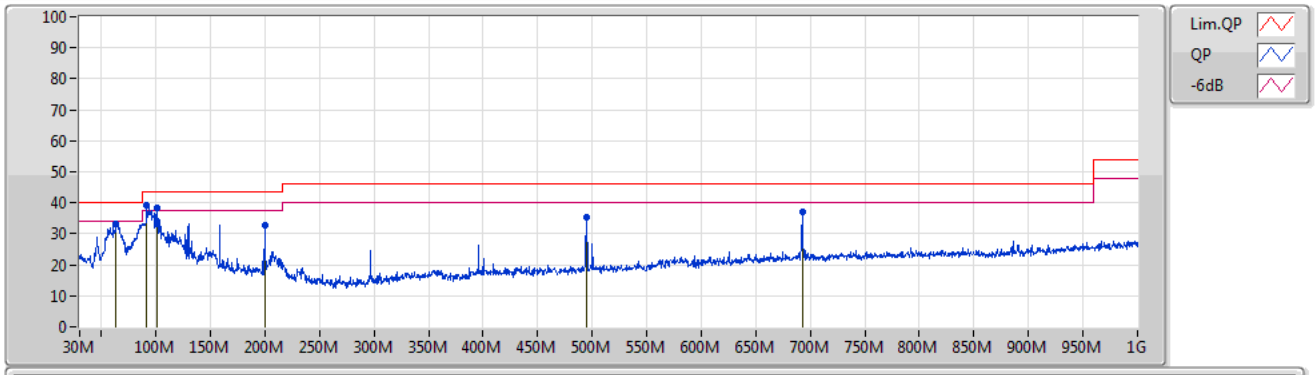

Type	Freq	Level	Limit	Margin	Factor	Dist	Condition	Azimuth	Height	Comment	Raw	AF	CL	PA
	(Hz)	(dBuV/m)	(dBuV/m)	(dB)	(dB)	(m)		(°)	(m)		(dBuV)	(dB)	(dB)	(dB)
PK	63.47M	33.32	40.00	-6.68	-13.65	3	Vertical	275	3.00	-	46.97	12.43	1.77	27.85
PK	91.6M	39.15	43.50	-4.35	-10.38	3	Vertical	337	1.00	"Worst"	49.53	15.23	2.23	27.84
PK	101.3M	38.28	43.50	-5.22	-8.27	3	Vertical	353	2.00	-	46.55	17.11	2.42	27.80
PK	199.75M	32.82	43.50	-10.68	-8.31	3	Vertical	120	2.00	-	41.13	15.26	3.70	27.27
PK	494.63M	35.29	46.00	-10.71	-5.70	3	Vertical	172	4.00	-	40.99	17.40	4.78	27.88
PK	692.51M	36.92	46.00	-9.08	-1.97	3	Vertical	193	2.00	-	38.89	19.93	5.77	27.67

Mode 1

20/07/2021

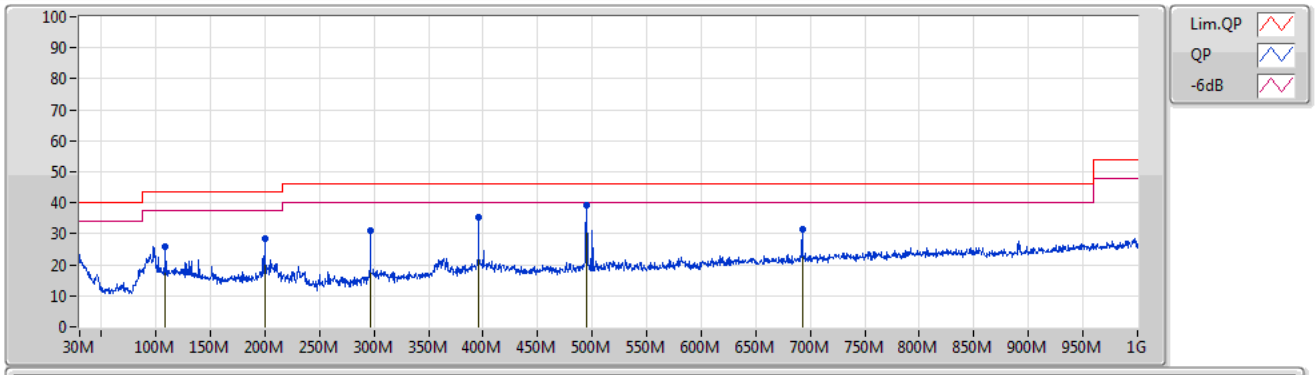

Type	Freq	Level	Limit	Margin	Factor	Dist	Condition	Azimuth	Height	Comment	Raw	AF	CL	PA
	(Hz)	(dBuV/m)	(dBuV/m)	(dB)	(dB)	(m)		(°)	(m)		(dBuV)	(dB)	(dB)	(dB)
PK	108.57M	25.85	43.50	-17.65	-7.42	3	Horizontal	13	1.00	-	33.27	17.79	2.53	27.74
PK	199.75M	28.62	43.50	-14.88	-8.31	3	Horizontal	27	1.00	-	36.93	15.26	3.70	27.27
PK	296.75M	30.95	46.00	-15.05	-9.39	3	Horizontal	253	3.00	-	40.34	13.21	3.77	26.37
PK	395.69M	35.27	46.00	-10.73	-6.94	3	Horizontal	339	1.00	-	42.21	16.08	4.28	27.30
PK	494.63M	39.31	46.00	-6.69	-5.70	3	Horizontal	115	4.00	"Worst"	45.01	17.40	4.78	27.88
PK	692.51M	31.67	46.00	-14.33	-1.97	3	Horizontal	0	2.00	-	33.64	19.93	5.77	27.67

Summary

Mode	Result	Type	Freq (Hz)	Level (dBuV/m)	Limit (dBuV/m)	Margin (dB)	Dist (m)	Condition	Azimuth (°)	Height (m)	Comments
2.4-2.4835GHz	-	-	-	-	-	-	-	-	-	-	-
802.11g_Nss1,(6Mbps)_4TX	Pass	AV	2.4835G	53.93	54.00	-0.07	3	Horizontal	79	1.84	-

802.11b_Nss1,(1Mbps)_4TX

2412MHz_TX

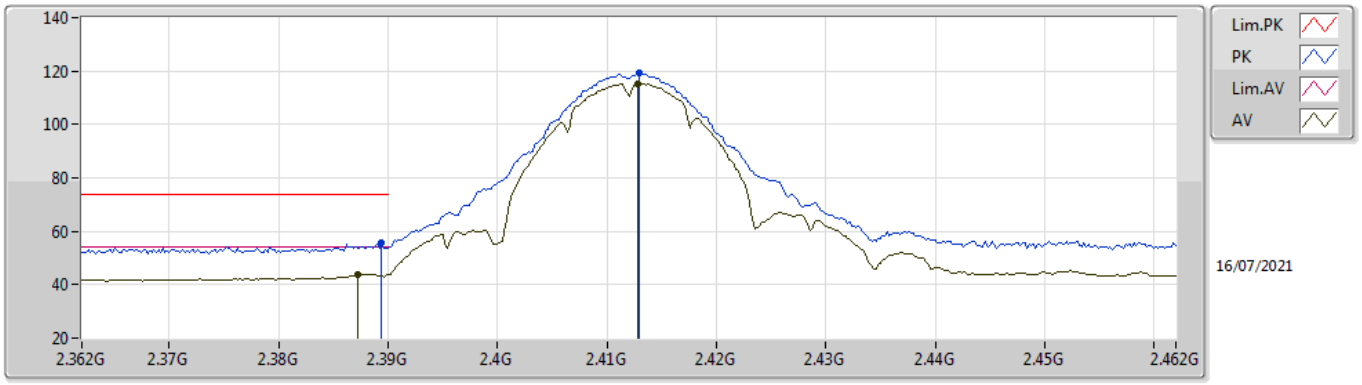

EUT Y_4TX
Setting 24.5
01-A-B-2

Type	Freq	Level	Limit	Margin	Raw	Dist	Condition	Azimuth	Height	Comment	AF	CL	PA
	(Hz)	(dBuV/m)	(dBuV/m)	(dB)	(dBuV)	(m)		(°)	(m)		(dB)	(dB)	(dB)
PK	2.3894G	55.78	74.00	-18.22	26.21	3	Vertical	182	2.84	-	27.38	2.19	-
AV	2.3872G	43.92	54.00	-10.08	14.36	3	Vertical	182	2.84	-	27.37	2.19	-
PK	2.413G	119.23	Inf	-Inf	89.59	3	Vertical	182	2.84	-	27.43	2.21	-
AV	2.4128G	115.33	Inf	-Inf	85.69	3	Vertical	182	2.84	-	27.43	2.21	-

802.11b_Nss1,(1Mbps)_4TX

2412MHz_TX

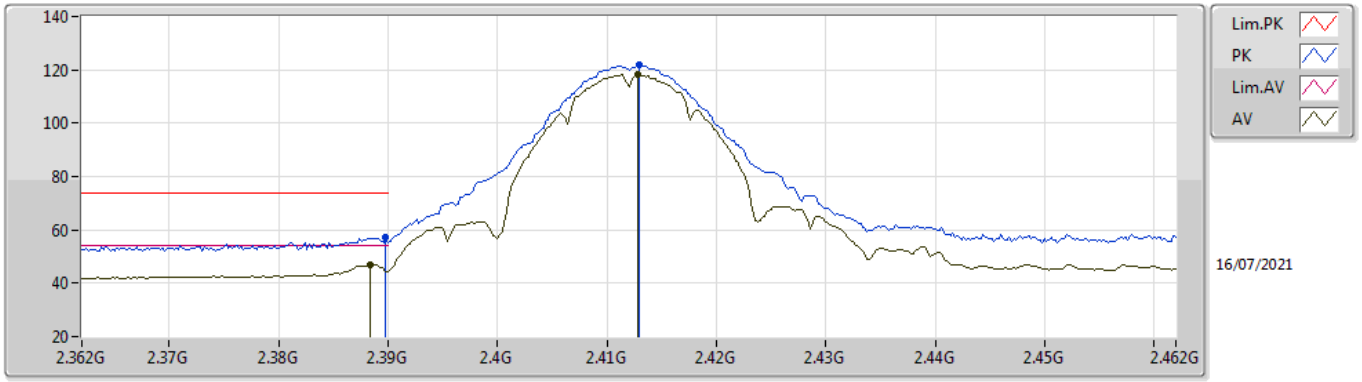

EUT Y_4TX
Setting 24.5
01-A-B-2

Type	Freq	Level	Limit	Margin	Raw	Dist	Condition	Azimuth	Height	Comment	AF	CL	PA
	(Hz)	(dBuV/m)	(dBuV/m)	(dB)	(dBuV)	(m)		(°)	(m)		(dB)	(dB)	(dB)
PK	2.3898G	57.24	74.00	-16.76	27.67	3	Horizontal	105	2.85	-	27.38	2.19	-
AV	2.3884G	46.98	54.00	-7.02	17.41	3	Horizontal	105	2.85	-	27.38	2.19	-
PK	2.413G	121.86	Inf	-Inf	92.22	3	Horizontal	105	2.85	-	27.43	2.21	-
AV	2.4128G	118.09	Inf	-Inf	88.45	3	Horizontal	105	2.85	-	27.43	2.21	-

802.11b_Nss1,(1Mbps)_4TX

2412MHz_TX

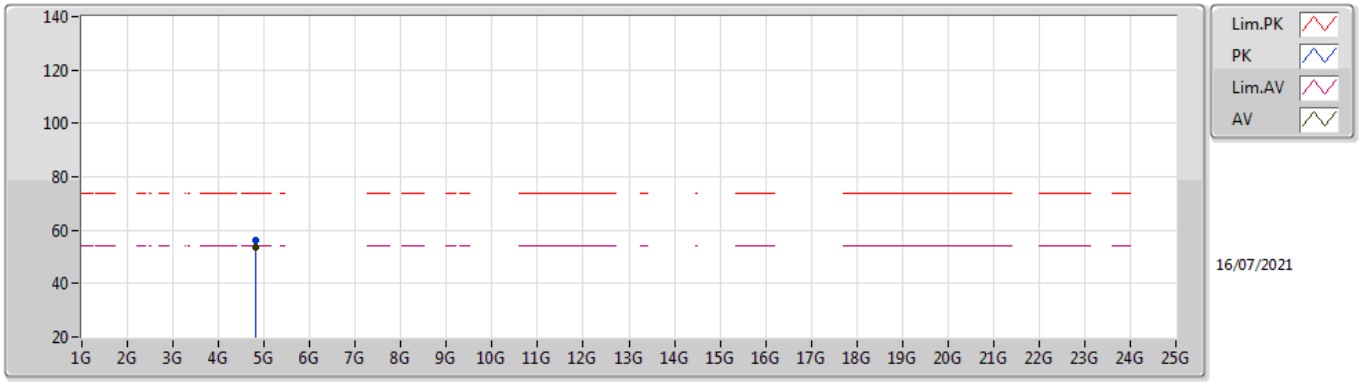

EUT Y_4TX
Setting 24.5
01-A-B-2

Type	Freq	Level	Limit	Margin	Raw	Dist	Condition	Azimuth	Height	Comment	AF	CL	PA
	(Hz)	(dBuV/m)	(dBuV/m)	(dB)	(dBuV)	(m)		(°)	(m)		(dB)	(dB)	(dB)
PK	4.82404G	56.38	74.00	-17.62	52.11	3	Vertical	336	1.68	-	32.24	5.01	32.98
AV	4.824G	53.75	54.00	-0.25	49.48	3	Vertical	336	1.68	-	32.24	5.01	32.98

802.11b_Nss1,(1Mbps)_4TX

2412MHz_TX

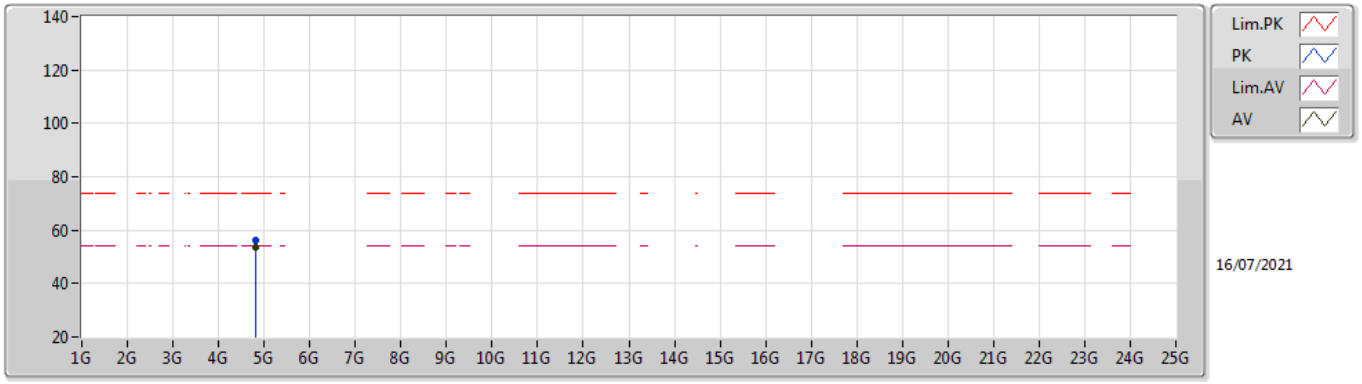

EUT Y_4TX
Setting 24.5
01-A-B-2

Type	Freq	Level	Limit	Margin	Raw	Dist	Condition	Azimuth	Height	Comment	AF	CL	PA
	(Hz)	(dBuV/m)	(dBuV/m)	(dB)	(dBuV)	(m)		(°)	(m)		(dB)	(dB)	(dB)
PK	4.82388G	56.25	74.00	-17.75	51.98	3	Horizontal	25	1.00	-	32.24	5.01	32.98
AV	4.82396G	53.44	54.00	-0.56	49.17	3	Horizontal	25	1.00	-	32.24	5.01	32.98

802.11b_Nss1,(1Mbps)_4TX

2437MHz_TX

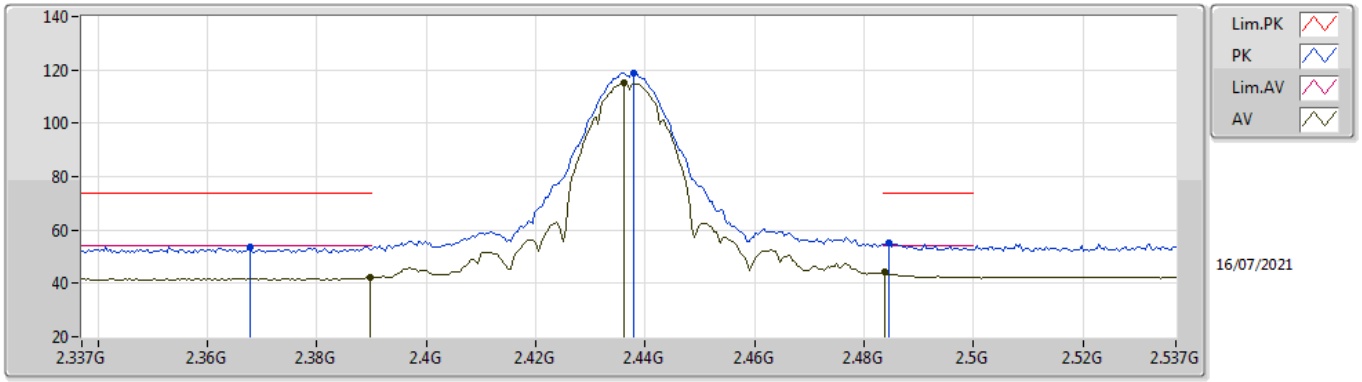

EUT Y_4TX
Setting 26
01-A-B-2

Type	Freq	Level	Limit	Margin	Raw	Dist	Condition	Azimuth	Height	Comment	AF	CL	PA
	(Hz)	(dBuV/m)	(dBuV/m)	(dB)	(dBuV)	(m)		(°)	(m)		(dB)	(dB)	(dB)
PK	2.3678G	53.85	74.00	-20.15	24.34	3	Vertical	342	1.49	-	27.34	2.17	-
AV	2.3898G	42.27	54.00	-11.73	12.70	3	Vertical	342	1.49	-	27.38	2.19	-
PK	2.4378G	118.90	Inf	-Inf	89.18	3	Vertical	342	1.49	-	27.48	2.24	-
AV	2.4362G	115.43	Inf	-Inf	85.72	3	Vertical	342	1.49	-	27.47	2.24	-
PK	2.4846G	55.08	74.00	-18.92	25.09	3	Vertical	342	1.49	-	27.71	2.28	-
AV	2.4838G	44.35	54.00	-9.65	14.37	3	Vertical	342	1.49	-	27.70	2.28	-

802.11b_Nss1,(1Mbps)_4TX

2437MHz_TX

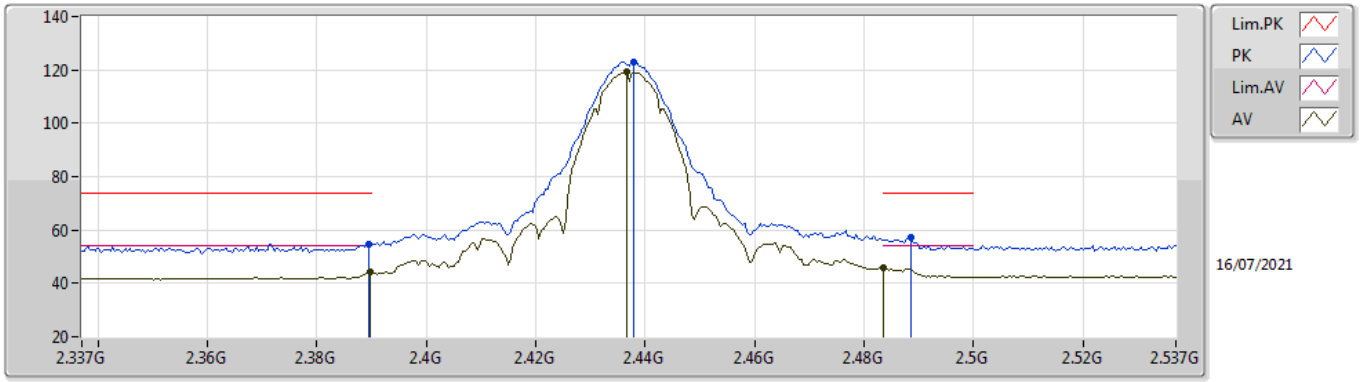

EUT Y_4TX
Setting 26
01-A-B-2

Type	Freq	Level	Limit	Margin	Raw	Dist	Condition	Azimuth	Height	Comment	AF	CL	PA
	(Hz)	(dBuV/m)	(dBuV/m)	(dB)	(dBuV)	(m)		(°)	(m)		(dB)	(dB)	(dB)
PK	2.3894G	54.46	74.00	-19.54	24.89	3	Horizontal	111	3.00	-	27.38	2.19	-
AV	2.3898G	44.38	54.00	-9.62	14.81	3	Horizontal	111	3.00	-	27.38	2.19	-
PK	2.4378G	123.09	Inf	-Inf	93.37	3	Horizontal	111	3.00	-	27.48	2.24	-
AV	2.4366G	119.31	Inf	-Inf	89.60	3	Horizontal	111	3.00	-	27.47	2.24	-
PK	2.4886G	57.01	74.00	-16.99	26.99	3	Horizontal	111	3.00	-	27.73	2.29	-
AV	2.4835G	46.12	54.00	-7.88	16.14	3	Horizontal	111	3.00	-	27.70	2.28	-

802.11b_Nss1,(1Mbps)_4TX

2437MHz_TX

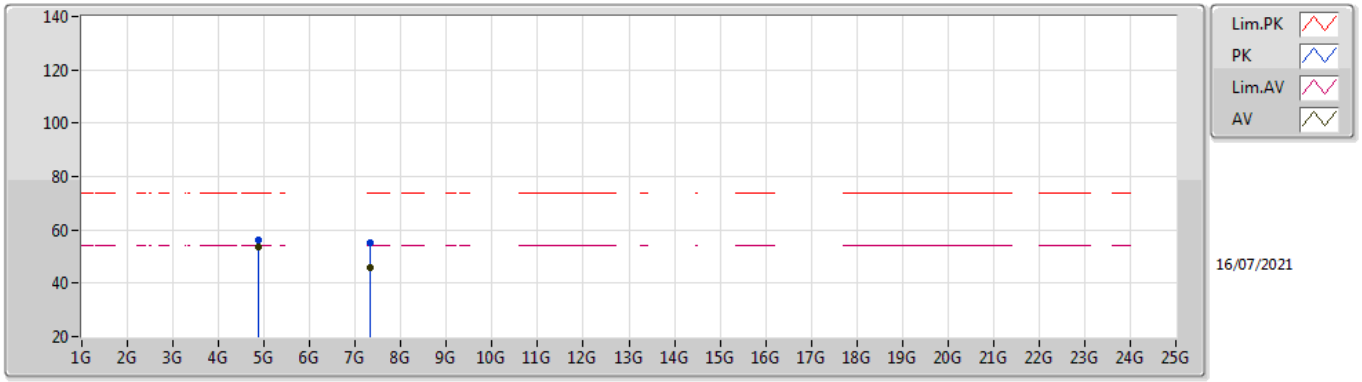

EUT Y_4TX
Setting 26
01-A-B-2

Type	Freq	Level	Limit	Margin	Raw	Dist	Condition	Azimuth	Height	Comment	AF	CL	PA
	(Hz)	(dBuV/m)	(dBuV/m)	(dB)	(dBuV)	(m)		(°)	(m)		(dB)	(dB)	(dB)
PK	4.87398G	56.41	74.00	-17.59	51.90	3	Vertical	186	2.12	-	32.45	5.04	32.98
AV	4.87394G	53.72	54.00	-0.28	49.21	3	Vertical	186	2.12	-	32.45	5.04	32.98
PK	7.31056G	55.22	74.00	-18.78	44.85	3	Vertical	323	2.73	-	37.14	6.31	33.08
AV	7.3103G	46.03	54.00	-7.97	35.66	3	Vertical	323	2.73	-	37.14	6.31	33.08

802.11b_Nss1,(1Mbps)_4TX

2437MHz_TX

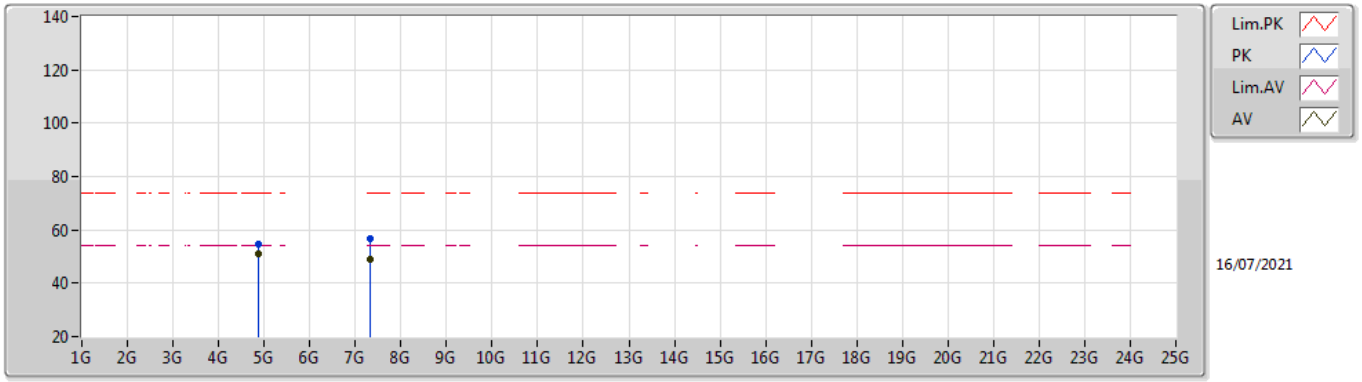

EUT Y_4TX
Setting 26
01-A-B-2

Type	Freq	Level	Limit	Margin	Raw	Dist	Condition	Azimuth	Height	Comment	AF	CL	PA
	(Hz)	(dBuV/m)	(dBuV/m)	(dB)	(dBuV)	(m)		(°)	(m)		(dB)	(dB)	(dB)
PK	4.87402G	54.53	74.00	-19.47	50.02	3	Horizontal	148	2.03	-	32.45	5.04	32.98
AV	4.87394G	50.79	54.00	-3.21	46.28	3	Horizontal	148	2.03	-	32.45	5.04	32.98
PK	7.31186G	56.67	74.00	-17.33	46.29	3	Horizontal	309	2.09	-	37.15	6.31	33.08
AV	7.31026G	48.71	54.00	-5.29	38.34	3	Horizontal	309	2.09	-	37.14	6.31	33.08

802.11b_Nss1,(1Mbps)_4TX

2462MHz_TX

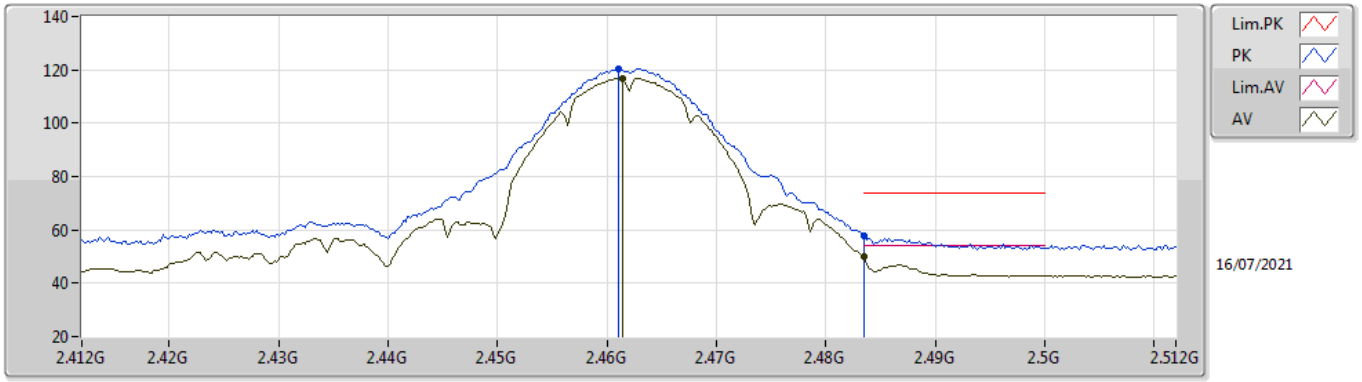

EUT Y_4TX
Setting 27
01-A-B-2

Type	Freq	Level	Limit	Margin	Raw	Dist	Condition	Azimuth	Height	Comment	AF	CL	PA
	(Hz)	(dBuV/m)	(dBuV/m)	(dB)	(dBuV)	(m)		(°)	(m)		(dB)	(dB)	(dB)
PK	2.461G	120.51	Inf	-Inf	90.68	3	Vertical	23	2.58	-	27.57	2.26	-
AV	2.4614G	116.96	Inf	-Inf	87.13	3	Vertical	23	2.58	-	27.57	2.26	-
PK	2.4835G	58.01	74.00	-15.99	28.03	3	Vertical	23	2.58	-	27.70	2.28	-
AV	2.4835G	50.00	54.00	-4.00	20.02	3	Vertical	23	2.58	-	27.70	2.28	-

802.11b_Nss1,(1Mbps)_4TX

2462MHz_TX

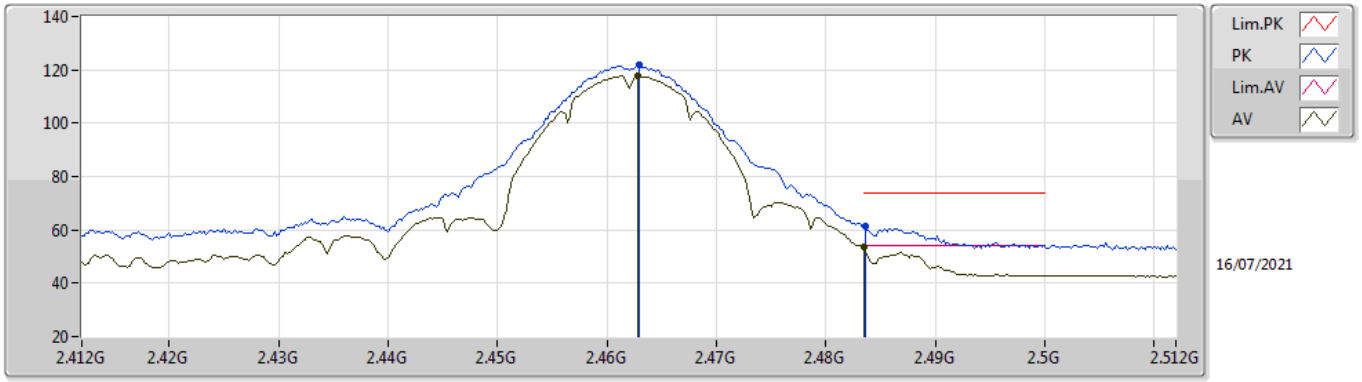

EUT Y_4TX
Setting 27
01-A-B-2

Type	Freq	Level	Limit	Margin	Raw	Dist	Condition	Azimuth	Height	Comment	AF	CL	PA
	(Hz)	(dBuV/m)	(dBuV/m)	(dB)	(dBuV)	(m)		(°)	(m)		(dB)	(dB)	(dB)
PK	2.463G	121.66	Inf	-Inf	91.82	3	Horizontal	80	1.02	-	27.58	2.26	-
AV	2.4628G	117.81	Inf	-Inf	87.97	3	Horizontal	80	1.02	-	27.58	2.26	-
PK	2.4836G	61.33	74.00	-12.67	31.35	3	Horizontal	80	1.02	-	27.70	2.28	-
AV	2.4835G	53.54	54.00	-0.46	23.56	3	Horizontal	80	1.02	-	27.70	2.28	-

802.11b_Nss1,(1Mbps)_4TX

2462MHz_TX

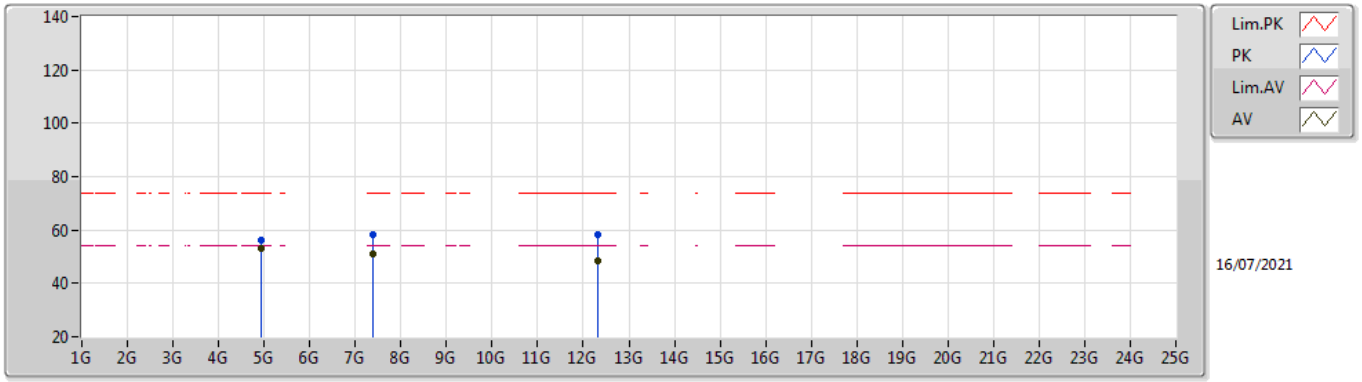

EUT Y_4TX
Setting 27
01-A-B-2

Type	Freq	Level	Limit	Margin	Raw	Dist	Condition	Azimuth	Height	Comment	AF	CL	PA
	(Hz)	(dBuV/m)	(dBuV/m)	(dB)	(dBuV)	(m)		(°)	(m)		(dB)	(dB)	(dB)
PK	4.92394G	56.29	74.00	-17.71	51.56	3	Vertical	297	1.80	-	32.64	5.06	32.97
AV	4.92396G	53.09	54.00	-0.91	48.36	3	Vertical	297	1.80	-	32.64	5.06	32.97
PK	7.38512G	58.17	74.00	-15.83	47.53	3	Vertical	5	2.68	-	37.30	6.39	33.05
AV	7.38662G	50.81	54.00	-3.19	40.17	3	Vertical	5	2.68	-	37.30	6.39	33.05
PK	12.31198G	58.39	74.00	-15.61	44.33	3	Vertical	35	1.85	-	38.41	8.14	32.49
AV	12.30932G	48.27	54.00	-5.73	34.22	3	Vertical	35	1.85	-	38.41	8.14	32.50

802.11b_Nss1,(1Mbps)_4TX

2462MHz_TX

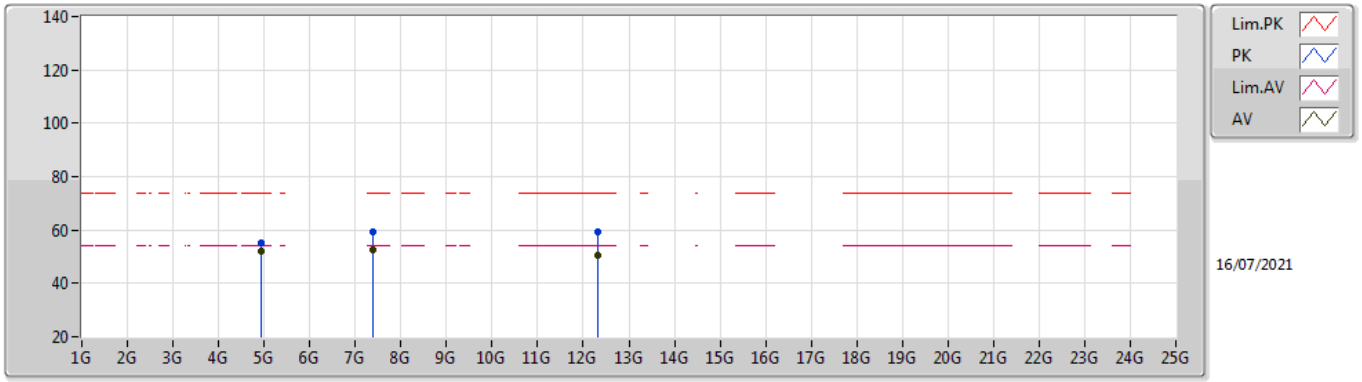

EUT Y_4TX
Setting 27
01-A-B-2

Type	Freq	Level	Limit	Margin	Raw	Dist	Condition	Azimuth	Height	Comment	AF	CL	PA
	(Hz)	(dBuV/m)	(dBuV/m)	(dB)	(dBuV)	(m)		(°)	(m)		(dB)	(dB)	(dB)
PK	4.92394G	55.25	74.00	-18.75	50.52	3	Horizontal	227	1.78	-	32.64	5.06	32.97
AV	4.92398G	52.04	54.00	-1.96	47.31	3	Horizontal	227	1.78	-	32.64	5.06	32.97
PK	7.38486G	59.35	74.00	-14.65	48.72	3	Horizontal	21	1.80	-	37.30	6.38	33.05
AV	7.38528G	52.40	54.00	-1.60	41.76	3	Horizontal	21	1.80	-	37.30	6.39	33.05
PK	12.30838G	59.26	74.00	-14.74	45.21	3	Horizontal	24	2.11	-	38.41	8.14	32.50
AV	12.30916G	50.64	54.00	-3.36	36.59	3	Horizontal	24	2.11	-	38.41	8.14	32.50

802.11g_Nss1,(6Mbps)_4TX

2412MHz_TX

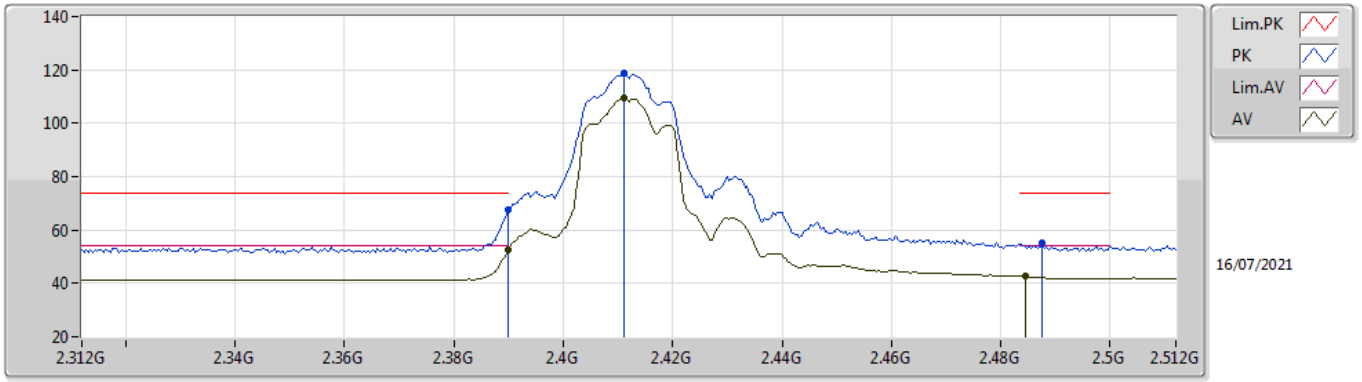

EUT Y_4TX
Setting 24
01-A-B-2

Type	Freq	Level	Limit	Margin	Raw	Dist	Condition	Azimuth	Height	Comment	AF	CL	PA
	(Hz)	(dBuV/m)	(dBuV/m)	(dB)	(dBuV)	(m)		(°)	(m)		(dB)	(dB)	(dB)
PK	2.39G	67.33	74.00	-6.67	37.76	3	Vertical	184	2.92	-	27.38	2.19	-
AV	2.39G	52.51	54.00	-1.49	22.94	3	Vertical	184	2.92	-	27.38	2.19	-
PK	2.4112G	118.66	Inf	-Inf	89.03	3	Vertical	184	2.92	-	27.42	2.21	-
AV	2.4112G	109.31	Inf	-Inf	79.68	3	Vertical	184	2.92	-	27.42	2.21	-
PK	2.4876G	55.21	74.00	-18.79	25.19	3	Vertical	184	2.92	-	27.73	2.29	-
AV	2.4844G	42.70	54.00	-11.30	12.71	3	Vertical	184	2.92	-	27.71	2.28	-

802.11g_Nss1,(6Mbps)_4TX

2412MHz_TX

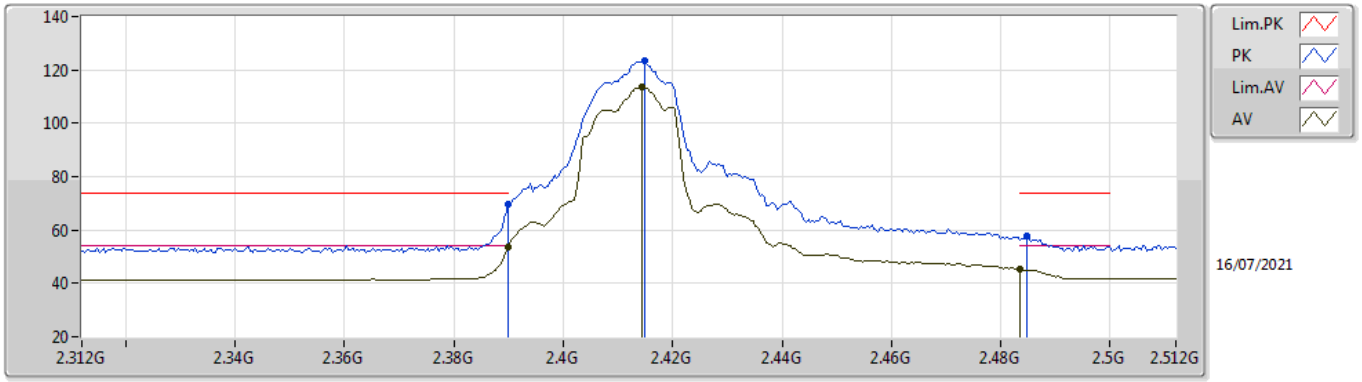

EUT Y_4TX
Setting 24
01-A-B-2

Type	Freq	Level	Limit	Margin	Raw	Dist	Condition	Azimuth	Height	Comment	AF	CL	PA
	(Hz)	(dBuV/m)	(dBuV/m)	(dB)	(dBuV)	(m)		(°)	(m)		(dB)	(dB)	(dB)
PK	2.39G	69.60	74.00	-4.40	40.03	3	Horizontal	103	2.46	-	27.38	2.19	-
AV	2.39G	53.77	54.00	-0.23	24.20	3	Horizontal	103	2.46	-	27.38	2.19	-
PK	2.4148G	123.24	Inf	-Inf	93.60	3	Horizontal	103	2.46	-	27.43	2.21	-
AV	2.4144G	113.46	Inf	-Inf	83.82	3	Horizontal	103	2.46	-	27.43	2.21	-
PK	2.4848G	57.52	74.00	-16.48	27.53	3	Horizontal	103	2.46	-	27.71	2.28	-
AV	2.4835G	45.14	54.00	-8.86	15.16	3	Horizontal	103	2.46	-	27.70	2.28	-

802.11g_Nss1,(6Mbps)_4TX

2412MHz_TX

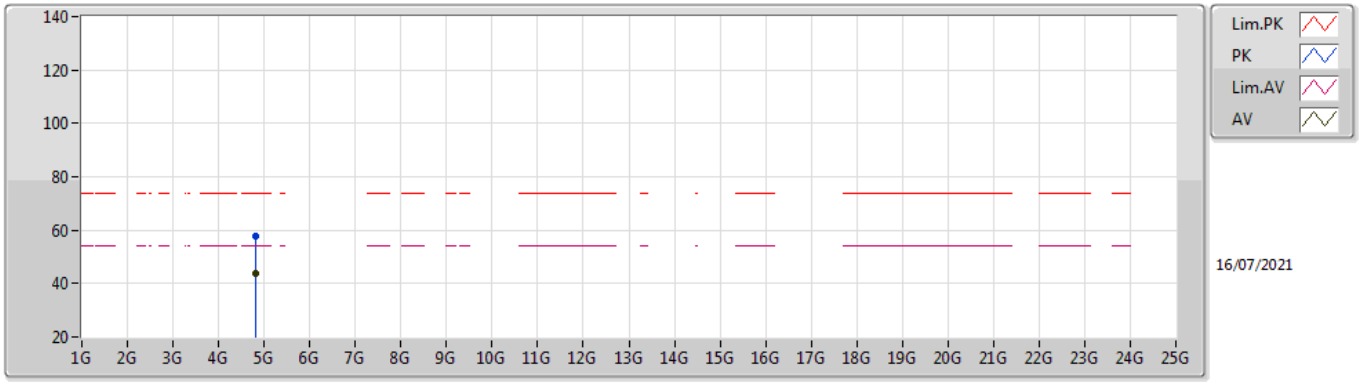

EUT Y_4TX
Setting 24
01-A-B-2

Type	Freq	Level	Limit	Margin	Raw	Dist	Condition	Azimuth	Height	Comment	AF	CL	PA
	(Hz)	(dBuV/m)	(dBuV/m)	(dB)	(dBuV)	(m)		(°)	(m)		(dB)	(dB)	(dB)
PK	4.8262G	57.55	74.00	-16.45	53.26	3	Vertical	338	1.68	-	32.26	5.01	32.98
AV	4.8261G	43.89	54.00	-10.11	39.60	3	Vertical	338	1.68	-	32.26	5.01	32.98

802.11g_Nss1,(6Mbps)_4TX

2412MHz_TX

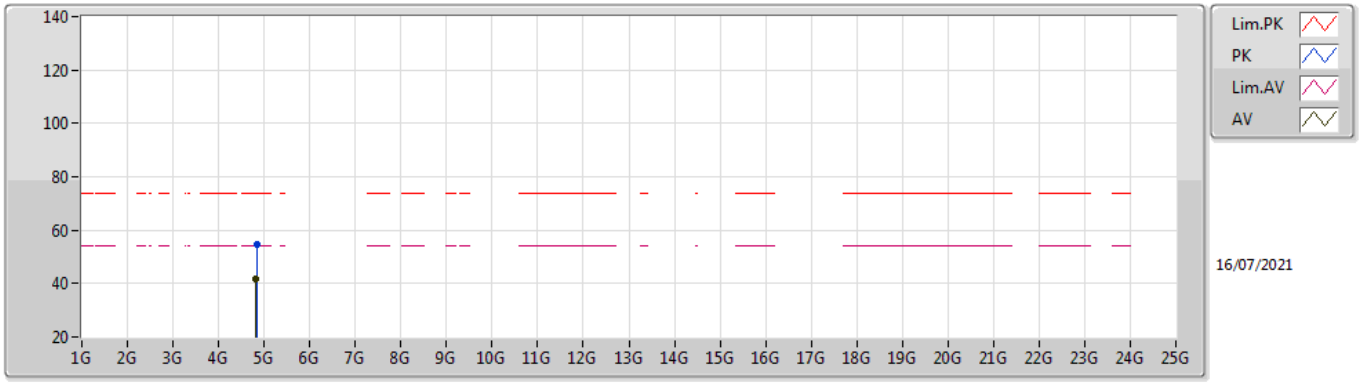

EUT Y_4TX
Setting 24
01-A-B-2

Type	Freq	Level	Limit	Margin	Raw	Dist	Condition	Azimuth	Height	Comment	AF	CL	PA
	(Hz)	(dBuV/m)	(dBuV/m)	(dB)	(dBuV)	(m)		(°)	(m)		(dB)	(dB)	(dB)
PK	4.8289G	54.86	74.00	-19.14	50.56	3	Horizontal	228	1.83	-	32.27	5.01	32.98
AV	4.8277G	41.59	54.00	-12.41	37.29	3	Horizontal	228	1.83	-	32.27	5.01	32.98

802.11g_Nss1,(6Mbps)_4TX

2417MHz_TX

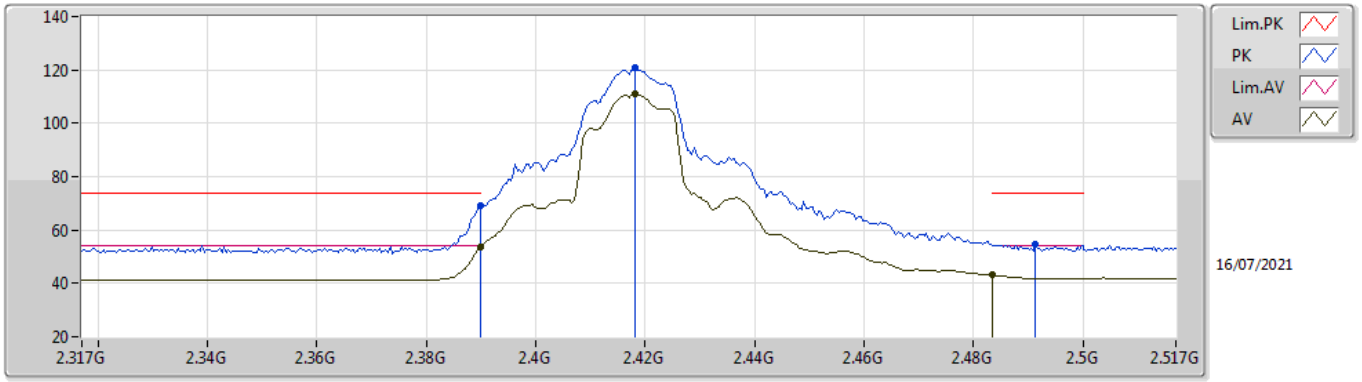

EUT Y_4TX
Setting 26.5
01-A-B-2

Type	Freq	Level	Limit	Margin	Raw	Dist	Condition	Azimuth	Height	Comment	AF	CL	PA
	(Hz)	(dBuV/m)	(dBuV/m)	(dB)	(dBuV)	(m)		(°)	(m)		(dB)	(dB)	(dB)
PK	2.3898G	68.89	74.00	-5.11	39.32	3	Vertical	178	2.85	-	27.38	2.19	-
AV	2.3898G	53.56	54.00	-0.44	23.99	3	Vertical	178	2.85	-	27.38	2.19	-
PK	2.4182G	120.61	Inf	-Inf	90.95	3	Vertical	178	2.85	-	27.44	2.22	-
AV	2.4182G	111.17	Inf	-Inf	81.51	3	Vertical	178	2.85	-	27.44	2.22	-
PK	2.4914G	54.57	74.00	-19.43	24.53	3	Vertical	178	2.85	-	27.75	2.29	-
AV	2.4835G	43.10	54.00	-10.90	13.12	3	Vertical	178	2.85	-	27.70	2.28	-

802.11g_Nss1,(6Mbps)_4TX

2417MHz_TX

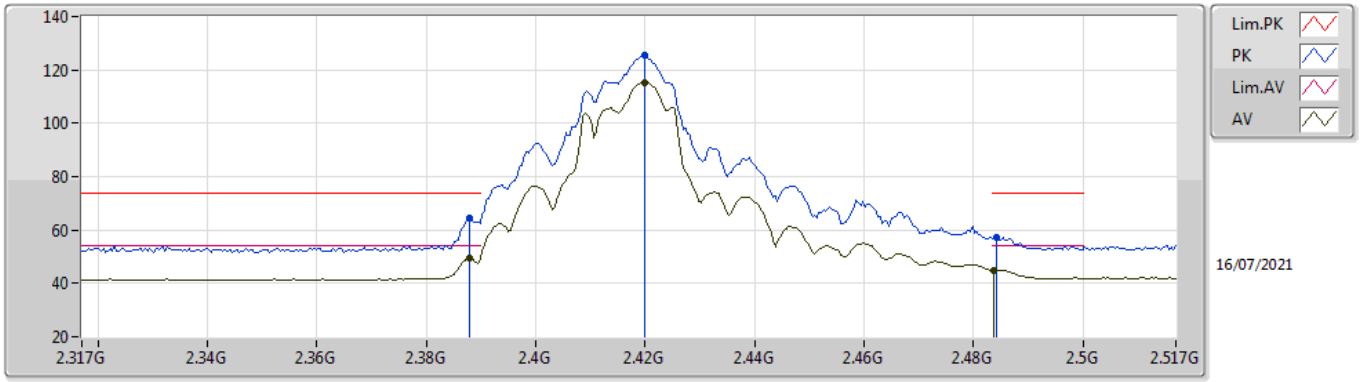

EUT Y_4TX
Setting 26.5
01-A-B-2

Type	Freq	Level	Limit	Margin	Raw	Dist	Condition	Azimuth	Height	Comment	AF	CL	PA
	(Hz)	(dBuV/m)	(dBuV/m)	(dB)	(dBuV)	(m)		(°)	(m)		(dB)	(dB)	(dB)
PK	2.3878G	64.39	74.00	-9.61	34.82	3	Horizontal	114	2.10	-	27.38	2.19	-
AV	2.3878G	49.50	54.00	-4.50	19.93	3	Horizontal	114	2.10	-	27.38	2.19	-
PK	2.4198G	125.33	Inf	-Inf	95.67	3	Horizontal	114	2.10	-	27.44	2.22	-
AV	2.4198G	115.33	Inf	-Inf	85.67	3	Horizontal	114	2.10	-	27.44	2.22	-
PK	2.4842G	57.29	74.00	-16.71	27.30	3	Horizontal	114	2.10	-	27.71	2.28	-
AV	2.4838G	44.99	54.00	-9.01	15.01	3	Horizontal	114	2.10	-	27.70	2.28	-

802.11g_Nss1,(6Mbps)_4TX

2437MHz_TX

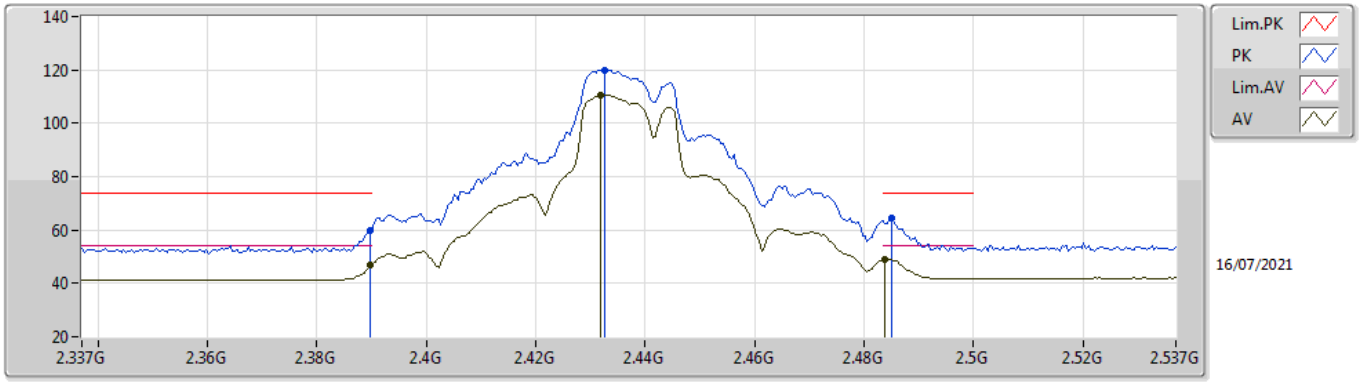

EUT Y_4TX
Setting 28
01-A-B-2

Type	Freq	Level	Limit	Margin	Raw	Dist	Condition	Azimuth	Height	Comment	AF	CL	PA
	(Hz)	(dBuV/m)	(dBuV/m)	(dB)	(dBuV)	(m)		(°)	(m)		(dB)	(dB)	(dB)
PK	2.3898G	59.61	74.00	-14.39	30.04	3	Vertical	336	2.94	-	27.38	2.19	-
AV	2.3898G	46.75	54.00	-7.25	17.18	3	Vertical	336	2.94	-	27.38	2.19	-
PK	2.4326G	120.04	Inf	-Inf	90.34	3	Vertical	336	2.94	-	27.47	2.23	-
AV	2.4318G	110.58	Inf	-Inf	80.89	3	Vertical	336	2.94	-	27.46	2.23	-
PK	2.485G	64.56	74.00	-9.44	34.56	3	Vertical	336	2.94	-	27.71	2.29	-
AV	2.4838G	49.15	54.00	-4.85	19.17	3	Vertical	336	2.94	-	27.70	2.28	-

802.11g_Nss1,(6Mbps)_4TX

2437MHz_TX

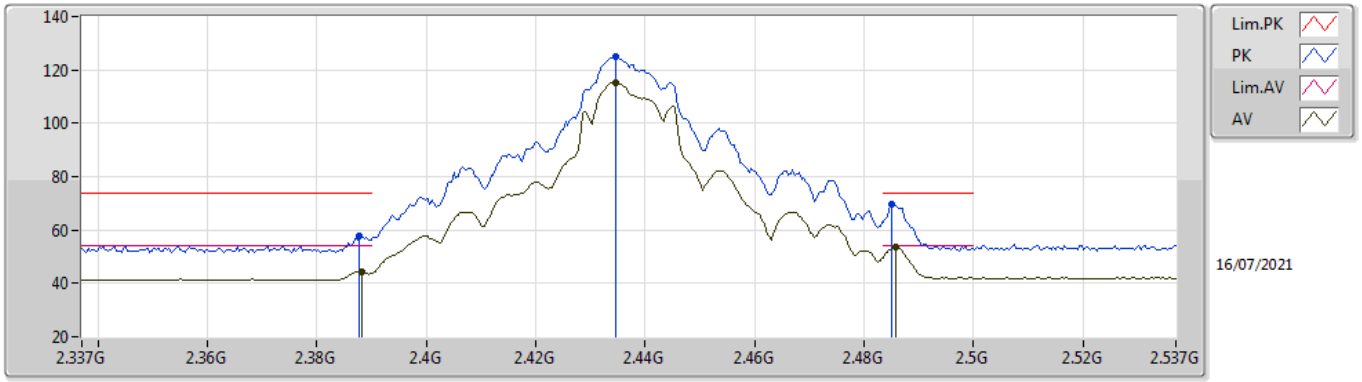

EUT Y_4TX
Setting 28
01-A-B-2

Type	Freq	Level	Limit	Margin	Raw	Dist	Condition	Azimuth	Height	Comment	AF	CL	PA
	(Hz)	(dBuV/m)	(dBuV/m)	(dB)	(dBuV)	(m)		(°)	(m)		(dB)	(dB)	(dB)
PK	2.3878G	57.52	74.00	-16.48	27.95	3	Horizontal	86	1.60	-	27.38	2.19	-
AV	2.3882G	44.30	54.00	-9.70	14.73	3	Horizontal	86	1.60	-	27.38	2.19	-
PK	2.4346G	124.92	Inf	-Inf	95.22	3	Horizontal	86	1.60	-	27.47	2.23	-
AV	2.4346G	115.09	Inf	-Inf	85.39	3	Horizontal	86	1.60	-	27.47	2.23	-
PK	2.485G	69.67	74.00	-4.33	39.67	3	Horizontal	86	1.60	-	27.71	2.29	-
AV	2.4858G	53.54	54.00	-0.46	23.54	3	Horizontal	86	1.60	-	27.71	2.29	-

802.11g_Nss1,(6Mbps)_4TX

2437MHz_TX

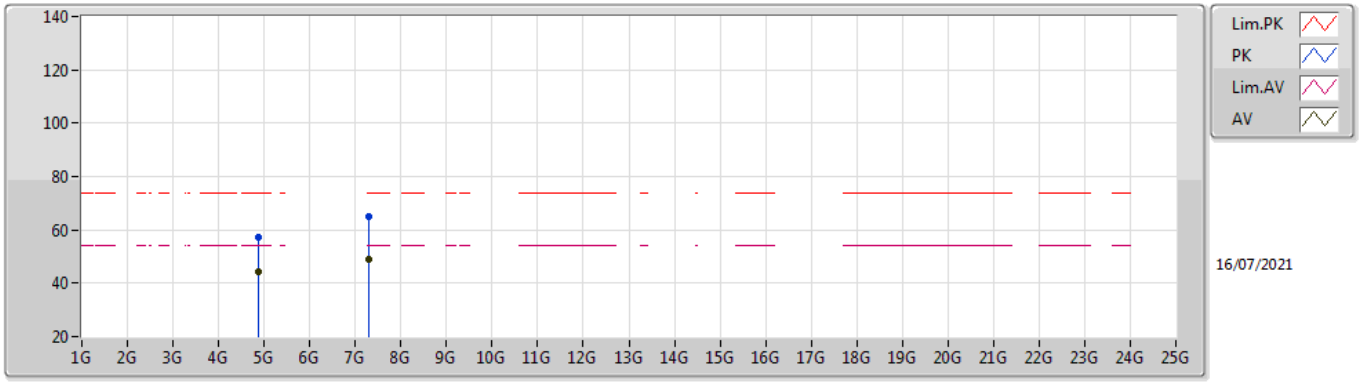

EUT Y_4TX
Setting 28
01-A-B-2

Type	Freq	Level	Limit	Margin	Raw	Dist	Condition	Azimuth	Height	Comment	AF	CL	PA
	(Hz)	(dBuV/m)	(dBuV/m)	(dB)	(dBuV)	(m)		(°)	(m)		(dB)	(dB)	(dB)
PK	4.8788G	57.20	74.00	-16.80	52.68	3	Vertical	339	1.73	-	32.46	5.04	32.98
AV	4.8778G	44.23	54.00	-9.77	39.71	3	Vertical	339	1.73	-	32.46	5.04	32.98
AV	7.3039G	49.15	54.00	-4.85	38.81	3	Vertical	327	2.28	-	37.12	6.30	33.08
PK	7.304G	64.90	74.00	-9.10	54.56	3	Vertical	327	2.28	-	37.12	6.30	33.08

802.11g_Nss1,(6Mbps)_4TX

2437MHz_TX

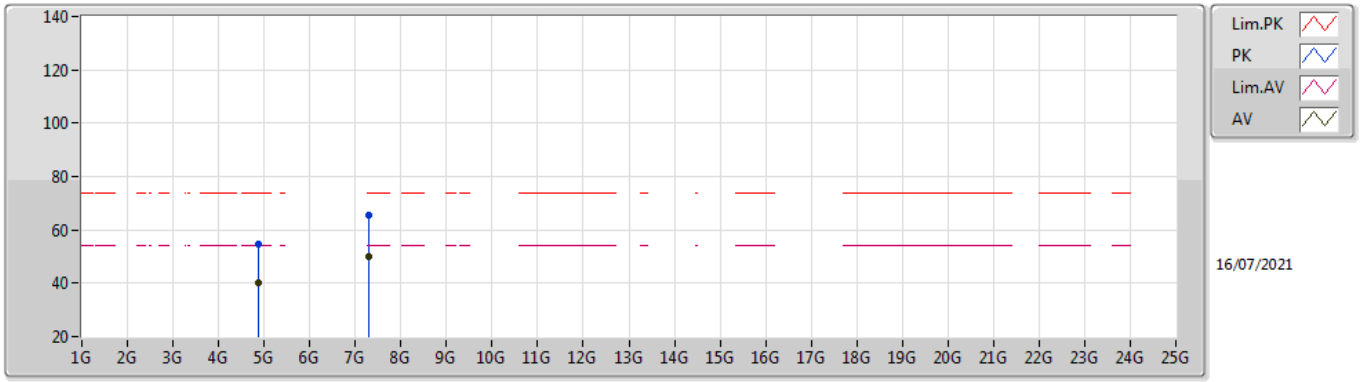

EUT Y_4TX
Setting 28
01-A-B-2

Type	Freq	Level	Limit	Margin	Raw	Dist	Condition	Azimuth	Height	Comment	AF	CL	PA
	(Hz)	(dBuV/m)	(dBuV/m)	(dB)	(dBuV)	(m)		(°)	(m)		(dB)	(dB)	(dB)
PK	4.8789G	54.48	74.00	-19.52	49.96	3	Horizontal	168	1.80	-	32.46	5.04	32.98
AV	4.8781G	40.37	54.00	-13.63	35.85	3	Horizontal	168	1.80	-	32.46	5.04	32.98
PK	7.3057G	65.53	74.00	-8.47	55.18	3	Horizontal	311	1.00	-	37.12	6.31	33.08
AV	7.3051G	50.18	54.00	-3.82	39.83	3	Horizontal	311	1.00	-	37.12	6.31	33.08

802.11g_Nss1,(6Mbps)_4TX

2457MHz_TX

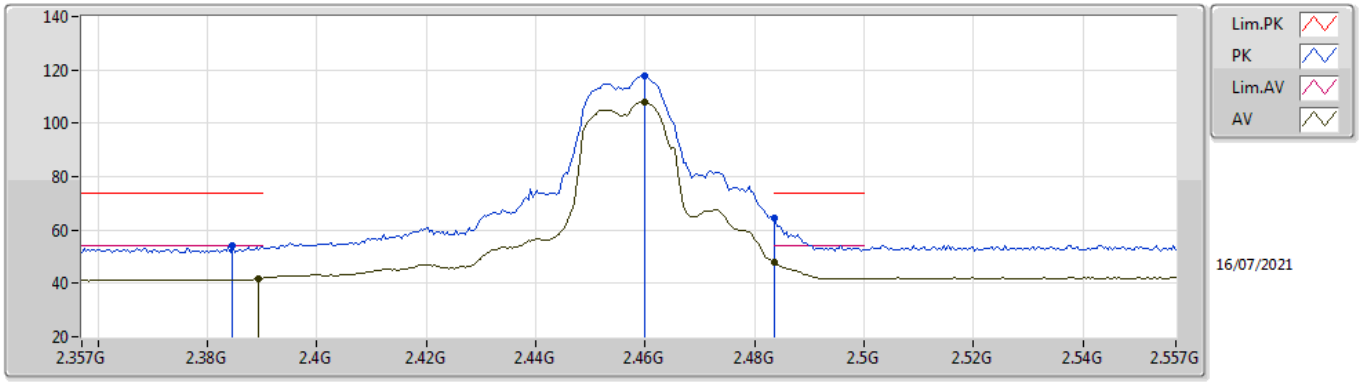

EUT Y_4TX
Setting 24.5
01-A-B-2

Type	Freq	Level	Limit	Margin	Raw	Dist	Condition	Azimuth	Height	Comment	AF	CL	PA
	(Hz)	(dBuV/m)	(dBuV/m)	(dB)	(dBuV)	(m)		(°)	(m)		(dB)	(dB)	(dB)
PK	2.3846G	53.92	74.00	-20.08	24.37	3	Vertical	59	1.70	-	27.37	2.18	-
AV	2.3894G	41.88	54.00	-12.12	12.31	3	Vertical	59	1.70	-	27.38	2.19	-
PK	2.4598G	117.87	Inf	-Inf	88.05	3	Vertical	59	1.70	-	27.56	2.26	-
AV	2.4598G	108.15	Inf	-Inf	78.33	3	Vertical	59	1.70	-	27.56	2.26	-
PK	2.4835G	64.23	74.00	-9.77	34.25	3	Vertical	59	1.70	-	27.70	2.28	-
AV	2.4835G	47.87	54.00	-6.13	17.89	3	Vertical	59	1.70	-	27.70	2.28	-

802.11g_Nss1,(6Mbps)_4TX

2457MHz_TX

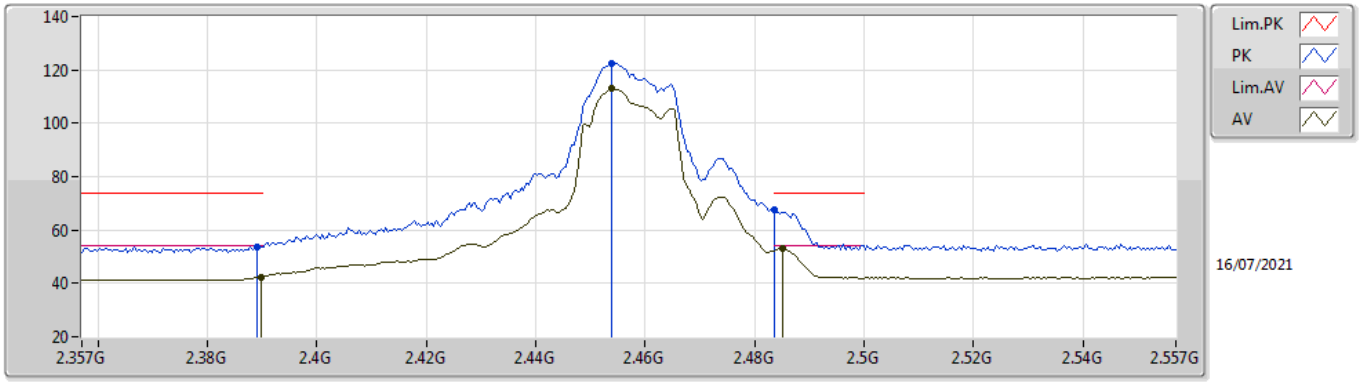

EUT Y_4TX
Setting 24.5
01-A-B-2

Type	Freq	Level	Limit	Margin	Raw	Dist	Condition	Azimuth	Height	Comment	AF	CL	PA
	(Hz)	(dBuV/m)	(dBuV/m)	(dB)	(dBuV)	(m)		(°)	(m)		(dB)	(dB)	(dB)
PK	2.389G	53.83	74.00	-20.17	24.26	3	Horizontal	81	1.80	-	27.38	2.19	-
AV	2.3898G	42.39	54.00	-11.61	12.82	3	Horizontal	81	1.80	-	27.38	2.19	-
PK	2.4538G	122.48	Inf	-Inf	92.71	3	Horizontal	81	1.80	-	27.52	2.25	-
AV	2.4538G	112.90	Inf	-Inf	83.13	3	Horizontal	81	1.80	-	27.52	2.25	-
PK	2.4835G	67.71	74.00	-6.29	37.73	3	Horizontal	81	1.80	-	27.70	2.28	-
AV	2.485G	53.14	54.00	-0.86	23.14	3	Horizontal	81	1.80	-	27.71	2.29	-

802.11g_Nss1,(6Mbps)_4TX

2462MHz_TX

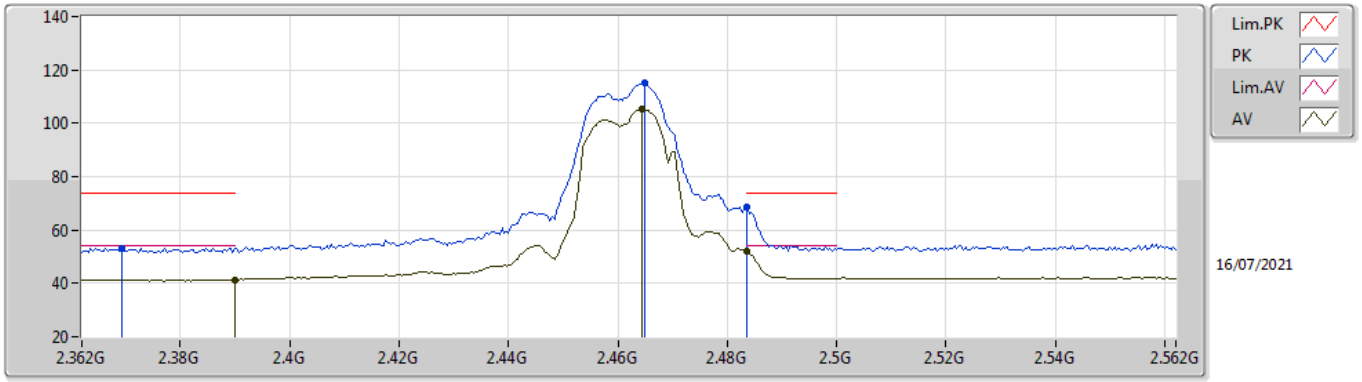

EUT Y_4TX
Setting 21.5
01-A-B-2

Type	Freq	Level	Limit	Margin	Raw	Dist	Condition	Azimuth	Height	Comment	AF	CL	PA
	(Hz)	(dBuV/m)	(dBuV/m)	(dB)	(dBuV)	(m)		(°)	(m)		(dB)	(dB)	(dB)
PK	2.3692G	53.29	74.00	-20.71	23.78	3	Vertical	58	1.34	-	27.34	2.17	-
AV	2.39G	41.42	54.00	-12.58	11.85	3	Vertical	58	1.34	-	27.38	2.19	-
PK	2.4648G	114.92	Inf	-Inf	85.07	3	Vertical	58	1.34	-	27.59	2.26	-
AV	2.4644G	105.38	Inf	-Inf	75.53	3	Vertical	58	1.34	-	27.59	2.26	-
PK	2.4835G	68.63	74.00	-5.37	38.65	3	Vertical	58	1.34	-	27.70	2.28	-
AV	2.4835G	52.32	54.00	-1.68	22.34	3	Vertical	58	1.34	-	27.70	2.28	-

802.11g_Nss1,(6Mbps)_4TX

2462MHz_TX

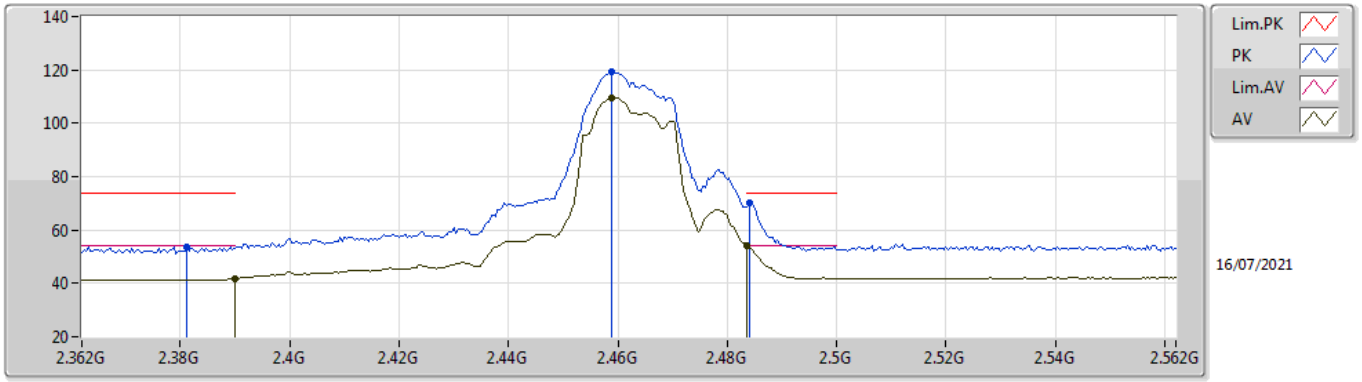

EUT Y_4TX
Setting 21.5
01-A-B-2

Type	Freq	Level	Limit	Margin	Raw	Dist	Condition	Azimuth	Height	Comment	AF	CL	PA
	(Hz)	(dBuV/m)	(dBuV/m)	(dB)	(dBuV)	(m)		(°)	(m)		(dB)	(dB)	(dB)
PK	2.3812G	53.70	74.00	-20.30	24.16	3	Horizontal	79	1.84	-	27.36	2.18	-
AV	2.39G	41.72	54.00	-12.28	12.15	3	Horizontal	79	1.84	-	27.38	2.19	-
PK	2.4588G	119.14	Inf	-Inf	89.33	3	Horizontal	79	1.84	-	27.55	2.26	-
AV	2.4588G	109.58	Inf	-Inf	79.77	3	Horizontal	79	1.84	-	27.55	2.26	-
PK	2.484G	70.32	74.00	-3.68	40.34	3	Horizontal	79	1.84	-	27.70	2.28	-
AV	2.4835G	53.93	54.00	-0.07	23.95	3	Horizontal	79	1.84	-	27.70	2.28	-

802.11g_Nss1,(6Mbps)_4TX

2462MHz_TX

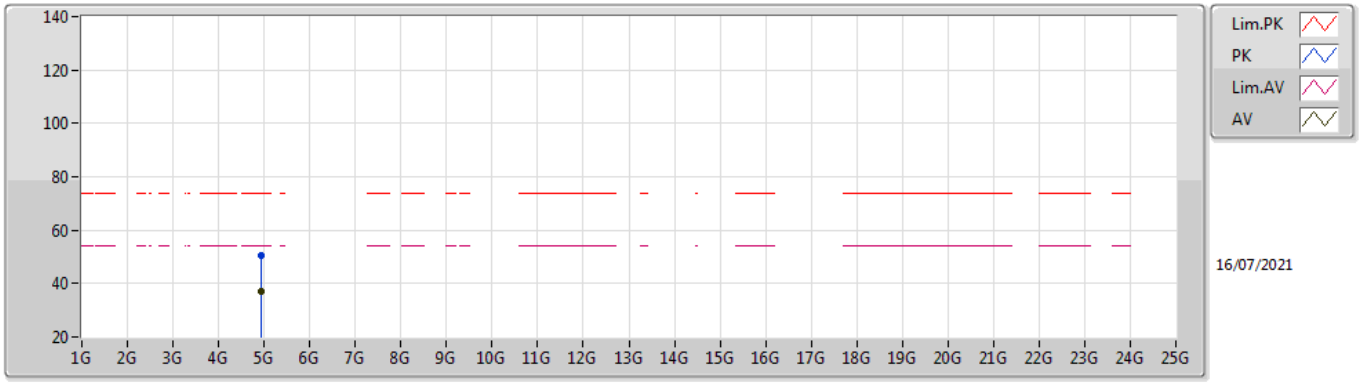

EUT Y_4TX
Setting 21.5
01-A-B-2

Type	Freq	Level	Limit	Margin	Raw	Dist	Condition	Azimuth	Height	Comment	AF	CL	PA
	(Hz)	(dBuV/m)	(dBuV/m)	(dB)	(dBuV)	(m)		(°)	(m)		(dB)	(dB)	(dB)
PK	4.9265G	50.76	74.00	-23.24	46.01	3	Vertical	207	1.79	-	32.66	5.06	32.97
AV	4.9263G	37.02	54.00	-16.98	32.27	3	Vertical	207	1.79	-	32.66	5.06	32.97

802.11g_Nss1,(6Mbps)_4TX

2462MHz_TX

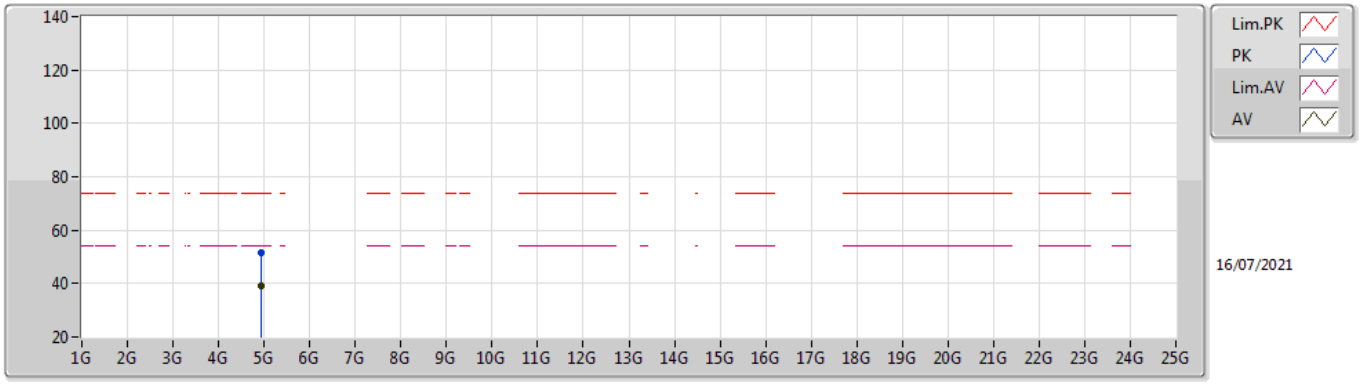

EUT Y_4TX
Setting 21.5
01-A-B-2

Type	Freq	Level	Limit	Margin	Raw	Dist	Condition	Azimuth	Height	Comment	AF	CL	PA
	(Hz)	(dBuV/m)	(dBuV/m)	(dB)	(dBuV)	(m)		(°)	(m)		(dB)	(dB)	(dB)
PK	4.93G	51.56	74.00	-22.44	46.79	3	Horizontal	305	2.17	-	32.68	5.06	32.97
AV	4.9301G	38.97	54.00	-15.03	34.19	3	Horizontal	305	2.17	-	32.68	5.07	32.97

802.11n HT20_Nss1,(MCS0)_4TX

2412MHz_TX

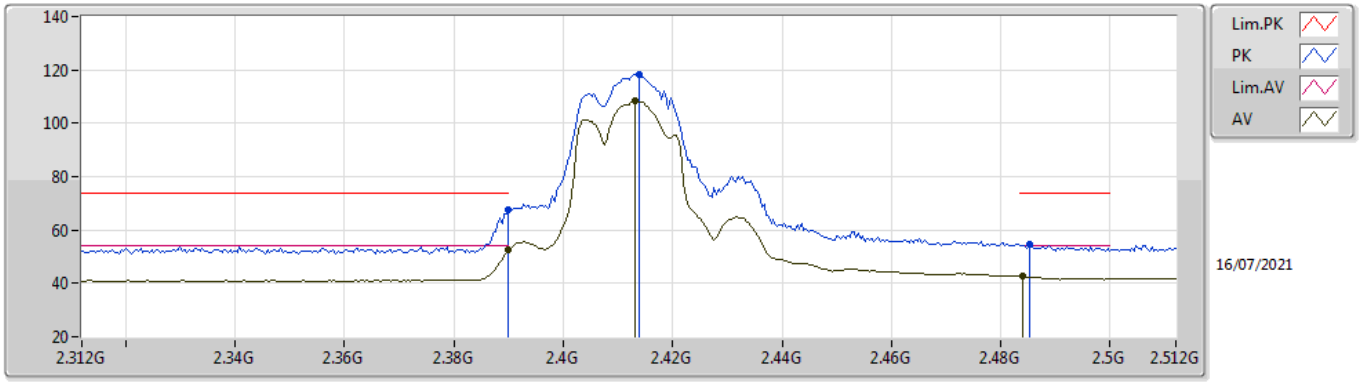

EUT Y_4TX
Setting 23.5
01-A-B-2

Type	Freq	Level	Limit	Margin	Raw	Dist	Condition	Azimuth	Height	Comment	AF	CL	PA
	(Hz)	(dBuV/m)	(dBuV/m)	(dB)	(dBuV)	(m)		(°)	(m)		(dB)	(dB)	(dB)
PK	2.39G	67.58	74.00	-6.42	38.01	3	Vertical	176	2.82	-	27.38	2.19	-
AV	2.39G	52.38	54.00	-1.62	22.81	3	Vertical	176	2.82	-	27.38	2.19	-
PK	2.414G	118.48	Inf	-Inf	88.84	3	Vertical	176	2.82	-	27.43	2.21	-
AV	2.4132G	108.66	Inf	-Inf	79.02	3	Vertical	176	2.82	-	27.43	2.21	-
PK	2.4852G	54.69	74.00	-19.31	24.69	3	Vertical	176	2.82	-	27.71	2.29	-
AV	2.484G	42.54	54.00	-11.46	12.56	3	Vertical	176	2.82	-	27.70	2.28	-

802.11n HT20_Nss1,(MCS0)_4TX

2412MHz_TX

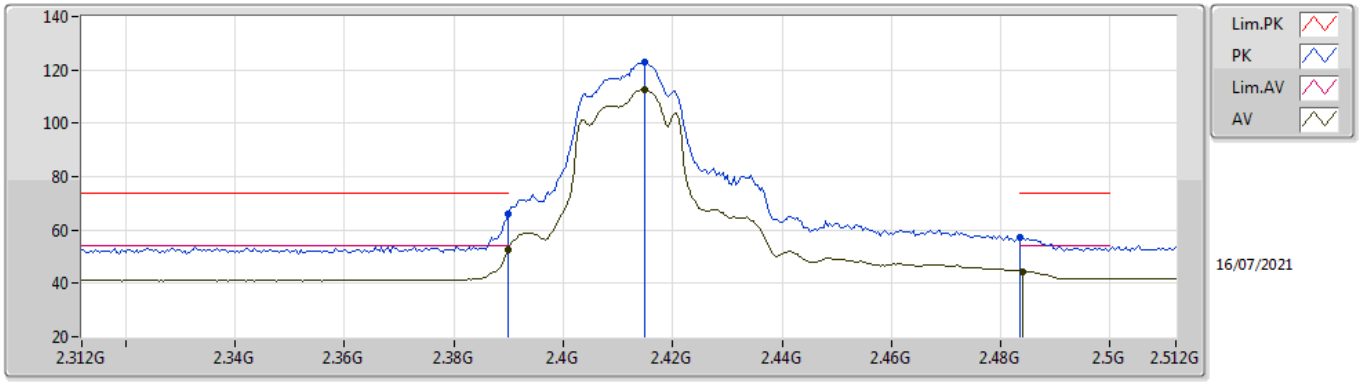

EUT Y_4TX
Setting 23.5
01-A-B-2

Type	Freq	Level	Limit	Margin	Raw	Dist	Condition	Azimuth	Height	Comment	AF	CL	PA
	(Hz)	(dBuV/m)	(dBuV/m)	(dB)	(dBuV)	(m)		(°)	(m)		(dB)	(dB)	(dB)
PK	2.39G	65.89	74.00	-8.11	36.32	3	Horizontal	110	2.10	-	27.38	2.19	-
AV	2.39G	52.67	54.00	-1.33	23.10	3	Horizontal	110	2.10	-	27.38	2.19	-
PK	2.4148G	122.69	Inf	-Inf	93.05	3	Horizontal	110	2.10	-	27.43	2.21	-
AV	2.4148G	112.53	Inf	-Inf	82.89	3	Horizontal	110	2.10	-	27.43	2.21	-
PK	2.4835G	57.45	74.00	-16.55	27.47	3	Horizontal	110	2.10	-	27.70	2.28	-
AV	2.484G	44.44	54.00	-9.56	14.46	3	Horizontal	110	2.10	-	27.70	2.28	-

802.11n HT20_Nss1,(MCS0)_4TX

2412MHz_TX

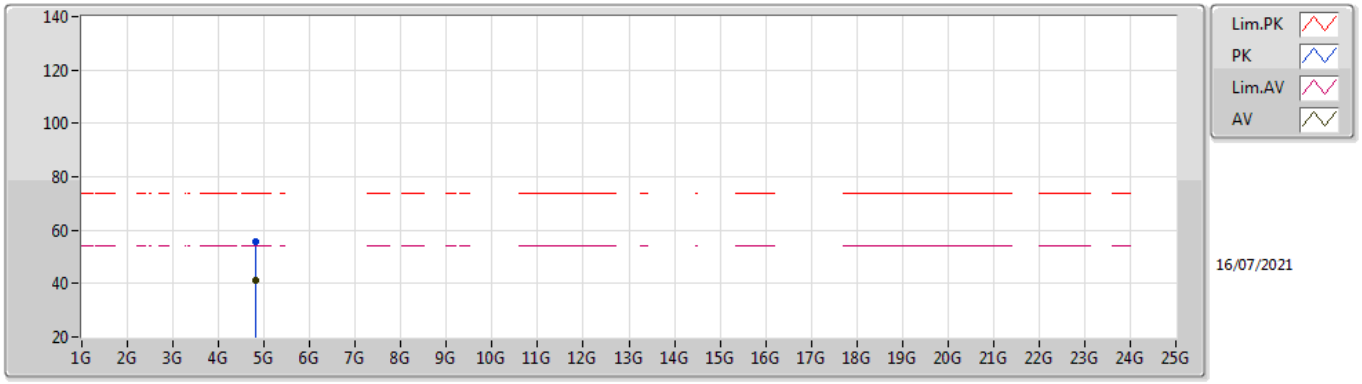

EUT Y_4TX
Setting 23.5
01-A-B-2

Type	Freq	Level	Limit	Margin	Raw	Dist	Condition	Azimuth	Height	Comment	AF	CL	PA
	(Hz)	(dBuV/m)	(dBuV/m)	(dB)	(dBuV)	(m)		(°)	(m)		(dB)	(dB)	(dB)
PK	4.8252G	55.90	74.00	-18.10	51.62	3	Vertical	340	2.79	-	32.25	5.01	32.98
AV	4.8259G	41.24	54.00	-12.76	36.95	3	Vertical	340	2.79	-	32.26	5.01	32.98

802.11n HT20_Nss1,(MCS0)_4TX

2412MHz_TX

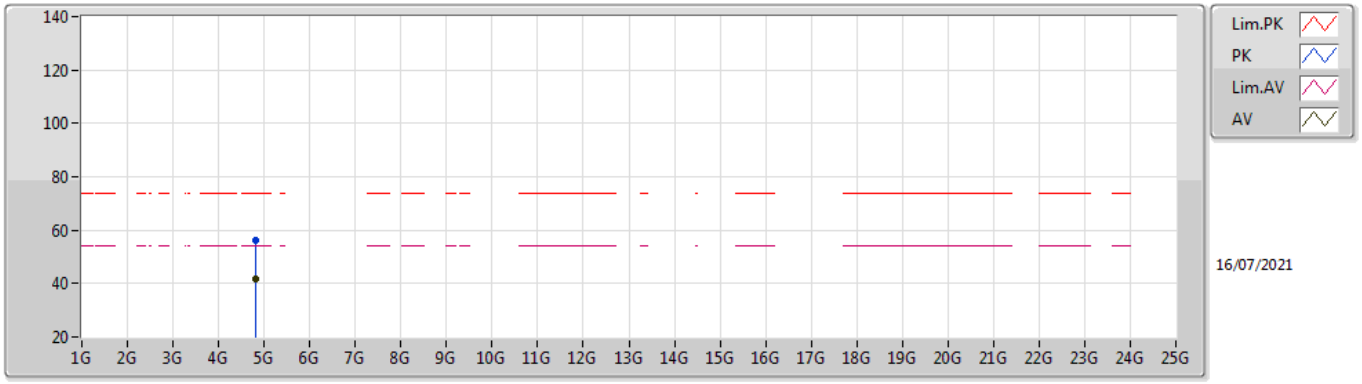

EUT Y_4TX
Setting 23.5
01-A-B-2

Type	Freq	Level	Limit	Margin	Raw	Dist	Condition	Azimuth	Height	Comment	AF	CL	PA
	(Hz)	(dBuV/m)	(dBuV/m)	(dB)	(dBuV)	(m)		(°)	(m)		(dB)	(dB)	(dB)
PK	4.8179G	56.43	74.00	-17.57	52.20	3	Horizontal	309	2.06	-	32.21	5.01	32.99
AV	4.8173G	41.76	54.00	-12.24	37.54	3	Horizontal	309	2.06	-	32.20	5.01	32.99

802.11n HT20_Nss1,(MCS0)_4TX

2417MHz_TX

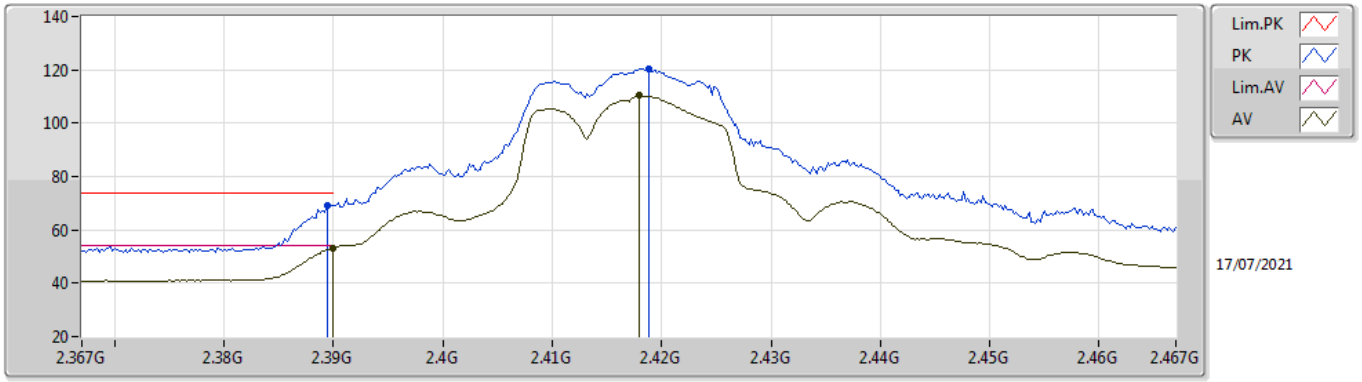

EUT Y_4TX
Setting 26.5
01-A-C-5

Type	Freq	Level	Limit	Margin	Raw	Dist	Condition	Azimuth	Height	Comment	AF	CL	PA
	(Hz)	(dBuV/m)	(dBuV/m)	(dB)	(dBuV)	(m)		(°)	(m)		(dB)	(dB)	(dB)
PK	2.3894G	69.04	74.00	-4.96	39.47	3	Vertical	175	2.85	-	27.38	2.19	-
AV	2.39G	53.23	54.00	-0.77	23.66	3	Vertical	175	2.85	-	27.38	2.19	-
PK	2.4188G	120.23	Inf	-Inf	90.57	3	Vertical	175	2.85	-	27.44	2.22	-
AV	2.418G	110.30	Inf	-Inf	80.64	3	Vertical	175	2.85	-	27.44	2.22	-

802.11n HT20_Nss1,(MCS0)_4TX

2417MHz_TX

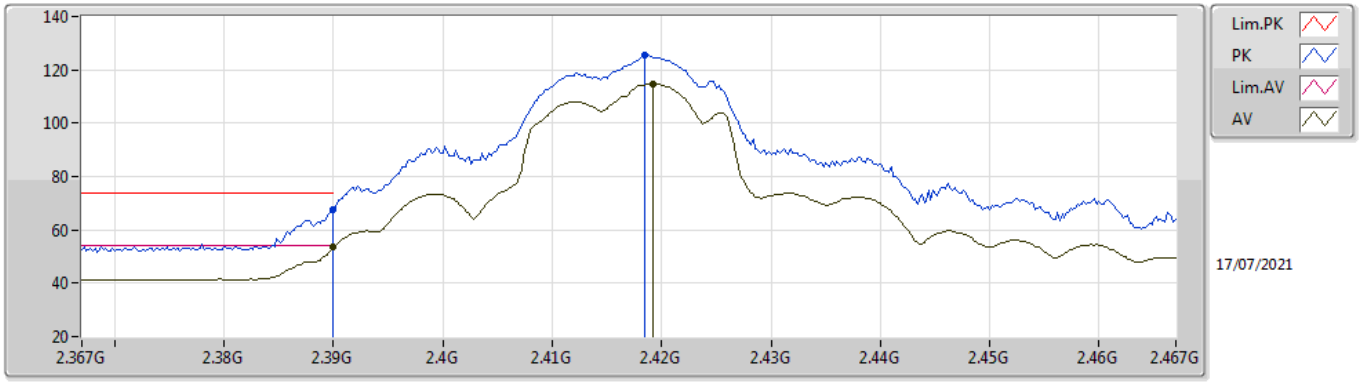

EUT Y_4TX
Setting 26.5
01-A-C-5

Type	Freq	Level	Limit	Margin	Raw	Dist	Condition	Azimuth	Height	Comment	AF	CL	PA
	(Hz)	(dBuV/m)	(dBuV/m)	(dB)	(dBuV)	(m)		(°)	(m)		(dB)	(dB)	(dB)
PK	2.39G	67.37	74.00	-6.63	37.80	3	Horizontal	110	2.56	-	27.38	2.19	-
AV	2.39G	53.68	54.00	-0.32	24.11	3	Horizontal	110	2.56	-	27.38	2.19	-
PK	2.4184G	125.68	Inf	-Inf	96.02	3	Horizontal	110	2.56	-	27.44	2.22	-
AV	2.4192G	114.82	Inf	-Inf	85.16	3	Horizontal	110	2.56	-	27.44	2.22	-

802.11n HT20_Nss1,(MCS0)_4TX

2437MHz_TX

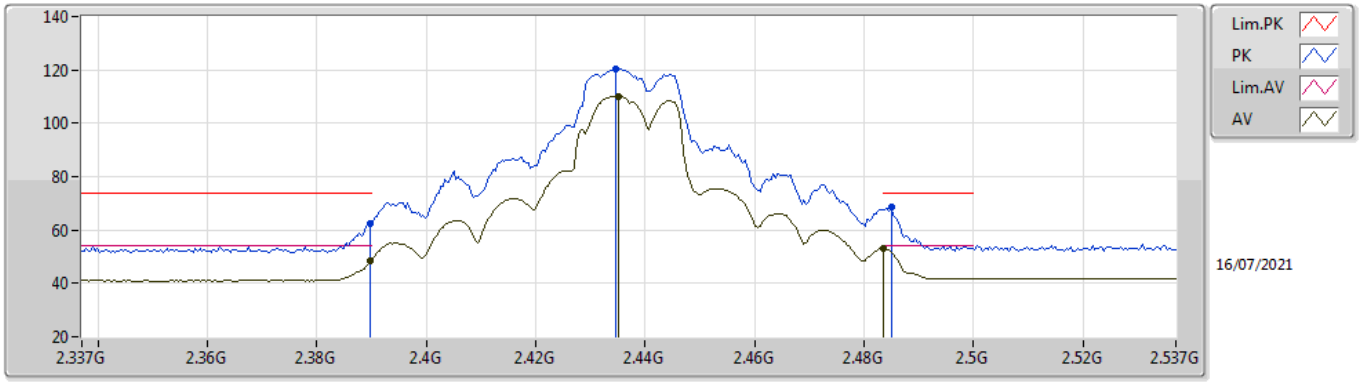

EUT Y_4TX
Setting 31
01-A-B-2

Type	Freq	Level	Limit	Margin	Raw	Dist	Condition	Azimuth	Height	Comment	AF	CL	PA
	(Hz)	(dBuV/m)	(dBuV/m)	(dB)	(dBuV)	(m)		(°)	(m)		(dB)	(dB)	(dB)
PK	2.3898G	62.59	74.00	-11.41	33.02	3	Vertical	337	2.68	-	27.38	2.19	-
AV	2.3898G	48.48	54.00	-5.52	18.91	3	Vertical	337	2.68	-	27.38	2.19	-
PK	2.4346G	120.53	Inf	-Inf	90.83	3	Vertical	337	2.68	-	27.47	2.23	-
AV	2.435G	110.13	Inf	-Inf	80.42	3	Vertical	337	2.68	-	27.47	2.24	-
PK	2.485G	68.67	74.00	-5.33	38.67	3	Vertical	337	2.68	-	27.71	2.29	-
AV	2.4835G	53.01	54.00	-0.99	23.03	3	Vertical	337	2.68	-	27.70	2.28	-

802.11n HT20_Nss1,(MCS0)_4TX

2437MHz_TX

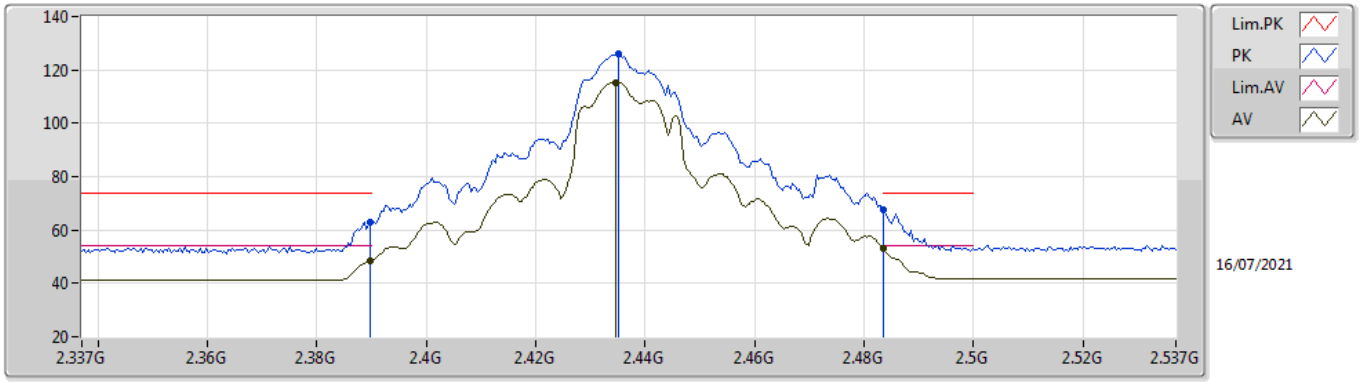

EUT Y_4TX
Setting 31
01-A-B-2

Type	Freq	Level	Limit	Margin	Raw	Dist	Condition	Azimuth	Height	Comment	AF	CL	PA
	(Hz)	(dBuV/m)	(dBuV/m)	(dB)	(dBuV)	(m)		(°)	(m)		(dB)	(dB)	(dB)
PK	2.3898G	62.98	74.00	-11.02	33.41	3	Horizontal	85	1.03	-	27.38	2.19	-
AV	2.3898G	48.33	54.00	-5.67	18.76	3	Horizontal	85	1.03	-	27.38	2.19	-
PK	2.435G	125.98	Inf	-Inf	96.27	3	Horizontal	85	1.03	-	27.47	2.24	-
AV	2.4346G	115.40	Inf	-Inf	85.70	3	Horizontal	85	1.03	-	27.47	2.23	-
PK	2.4835G	67.33	74.00	-6.67	37.35	3	Horizontal	85	1.03	-	27.70	2.28	-
AV	2.4835G	53.08	54.00	-0.92	23.10	3	Horizontal	85	1.03	-	27.70	2.28	-

802.11n HT20_Nss1,(MCS0)_4TX

2437MHz_TX

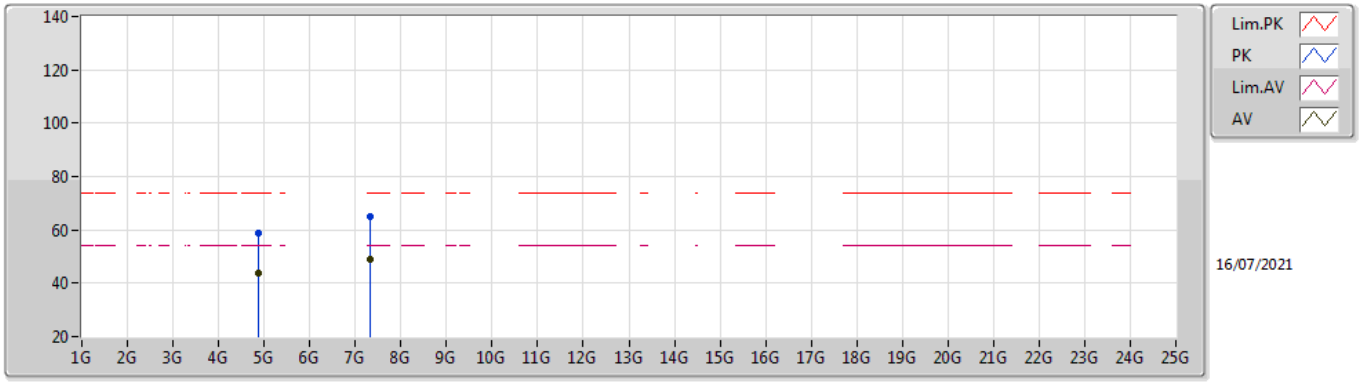

EUT Y_4TX
Setting 31
01-A-B-2

Type	Freq	Level	Limit	Margin	Raw	Dist	Condition	Azimuth	Height	Comment	AF	CL	PA
	(Hz)	(dBuV/m)	(dBuV/m)	(dB)	(dBuV)	(m)		(°)	(m)		(dB)	(dB)	(dB)
PK	4.8779G	58.79	74.00	-15.21	54.27	3	Vertical	339	1.73	-	32.46	5.04	32.98
AV	4.8774G	43.86	54.00	-10.14	39.35	3	Vertical	339	1.73	-	32.45	5.04	32.98
PK	7.3168G	65.07	74.00	-8.93	54.66	3	Vertical	327	2.29	-	37.17	6.32	33.08
AV	7.3166G	49.18	54.00	-4.82	38.77	3	Vertical	327	2.29	-	37.17	6.32	33.08

802.11n HT20_Nss1,(MCS0)_4TX

2437MHz_TX

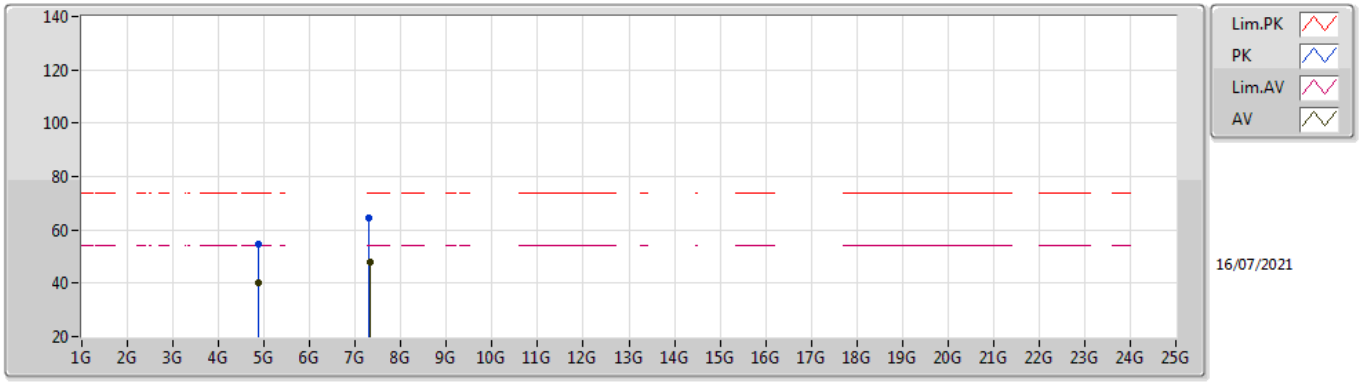

EUT Y_4TX
Setting 31
01-A-B-2

Type	Freq	Level	Limit	Margin	Raw	Dist	Condition	Azimuth	Height	Comment	AF	CL	PA
	(Hz)	(dBuV/m)	(dBuV/m)	(dB)	(dBuV)	(m)		(°)	(m)		(dB)	(dB)	(dB)
PK	4.8774G	54.49	74.00	-19.51	49.98	3	Horizontal	42	2.02	-	32.45	5.04	32.98
AV	4.8779G	40.43	54.00	-13.57	35.91	3	Horizontal	42	2.02	-	32.46	5.04	32.98
PK	7.3051G	64.43	74.00	-9.57	54.08	3	Horizontal	22	1.02	-	37.12	6.31	33.08
AV	7.3179G	47.89	54.00	-6.11	37.48	3	Horizontal	22	1.02	-	37.17	6.32	33.08

802.11n HT20_Nss1,(MCS0)_4TX

2457MHz_TX

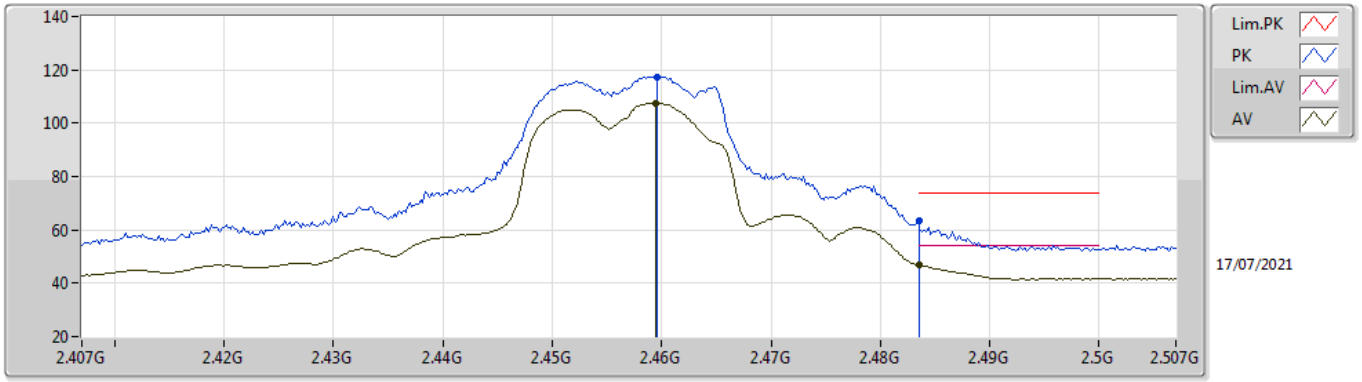

EUT Y_4TX
Setting 24.5
01-A-C-5

Type	Freq	Level	Limit	Margin	Raw	Dist	Condition	Azimuth	Height	Comment	AF	CL	PA
	(Hz)	(dBuV/m)	(dBuV/m)	(dB)	(dBuV)	(m)		(°)	(m)		(dB)	(dB)	(dB)
PK	2.4596G	117.46	Inf	-Inf	87.64	3	Vertical	30	1.32	-	27.56	2.26	-
AV	2.4594G	107.52	Inf	-Inf	77.70	3	Vertical	30	1.32	-	27.56	2.26	-
PK	2.4835G	63.40	74.00	-10.60	33.42	3	Vertical	30	1.32	-	27.70	2.28	-
AV	2.4835G	46.69	54.00	-7.31	16.71	3	Vertical	30	1.32	-	27.70	2.28	-

802.11n HT20_Nss1,(MCS0)_4TX

2457MHz_TX

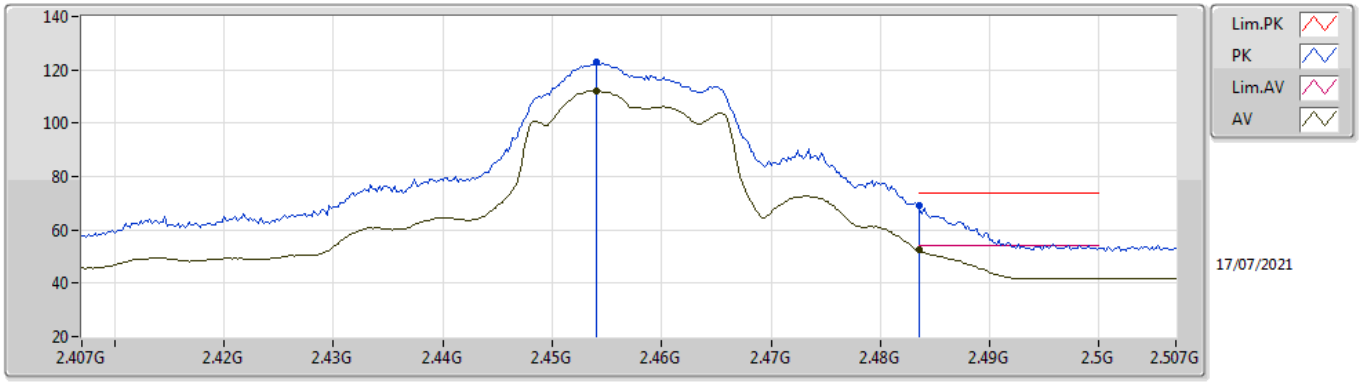

EUT Y_4TX
Setting 24.5
01-A-C-5

Type	Freq	Level	Limit	Margin	Raw	Dist	Condition	Azimuth	Height	Comment	AF	CL	PA
	(Hz)	(dBuV/m)	(dBuV/m)	(dB)	(dBuV)	(m)		(°)	(m)		(dB)	(dB)	(dB)
PK	2.454G	122.85	Inf	-Inf	93.08	3	Horizontal	89	1.80	-	27.52	2.25	-
AV	2.454G	112.13	Inf	-Inf	82.36	3	Horizontal	89	1.80	-	27.52	2.25	-
PK	2.4835G	68.97	74.00	-5.03	38.99	3	Horizontal	89	1.80	-	27.70	2.28	-
AV	2.4835G	52.50	54.00	-1.50	22.52	3	Horizontal	89	1.80	-	27.70	2.28	-

802.11n HT20_Nss1,(MCS0)_4TX

2462MHz_TX

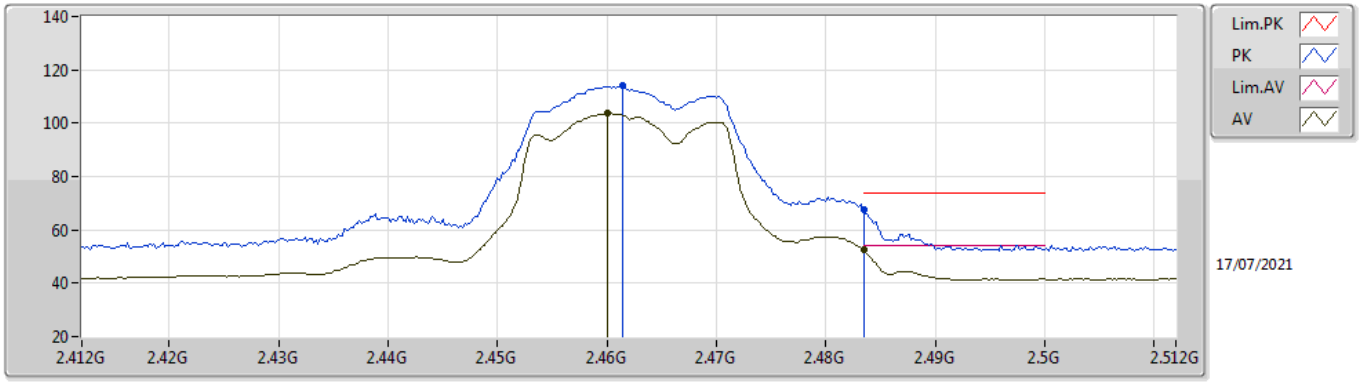

EUT Y_4TX
Setting 20.5
01-A-C-5

Type	Freq	Level	Limit	Margin	Raw	Dist	Condition	Azimuth	Height	Comment	AF	CL	PA
	(Hz)	(dBuV/m)	(dBuV/m)	(dB)	(dBuV)	(m)		(°)	(m)		(dB)	(dB)	(dB)
PK	2.4614G	113.89	Inf	-Inf	84.06	3	Vertical	23	2.86	-	27.57	2.26	-
AV	2.46G	103.71	Inf	-Inf	73.89	3	Vertical	23	2.86	-	27.56	2.26	-
PK	2.4835G	67.83	74.00	-6.17	37.85	3	Vertical	23	2.86	-	27.70	2.28	-
AV	2.4835G	52.42	54.00	-1.58	22.44	3	Vertical	23	2.86	-	27.70	2.28	-

802.11n HT20_Nss1,(MCS0)_4TX

2462MHz_TX

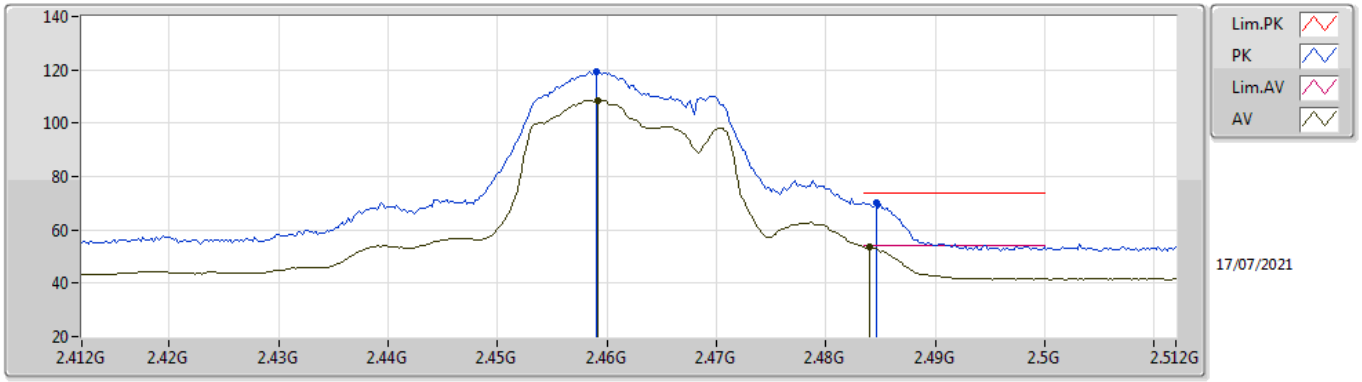

EUT Y_4TX
Setting 20.5
01-A-C-5

Type	Freq	Level	Limit	Margin	Raw	Dist	Condition	Azimuth	Height	Comment	AF	CL	PA
	(Hz)	(dBuV/m)	(dBuV/m)	(dB)	(dBuV)	(m)		(°)	(m)		(dB)	(dB)	(dB)
PK	2.459G	119.20	Inf	-Inf	89.39	3	Horizontal	82	1.32	-	27.55	2.26	-
AV	2.4592G	108.61	Inf	-Inf	78.79	3	Horizontal	82	1.32	-	27.56	2.26	-
PK	2.4846G	70.30	74.00	-3.70	40.31	3	Horizontal	82	1.32	-	27.71	2.28	-
AV	2.484G	53.60	54.00	-0.40	23.62	3	Horizontal	82	1.32	-	27.70	2.28	-

802.11n HT20_Nss1,(MCS0)_4TX

2462MHz_TX

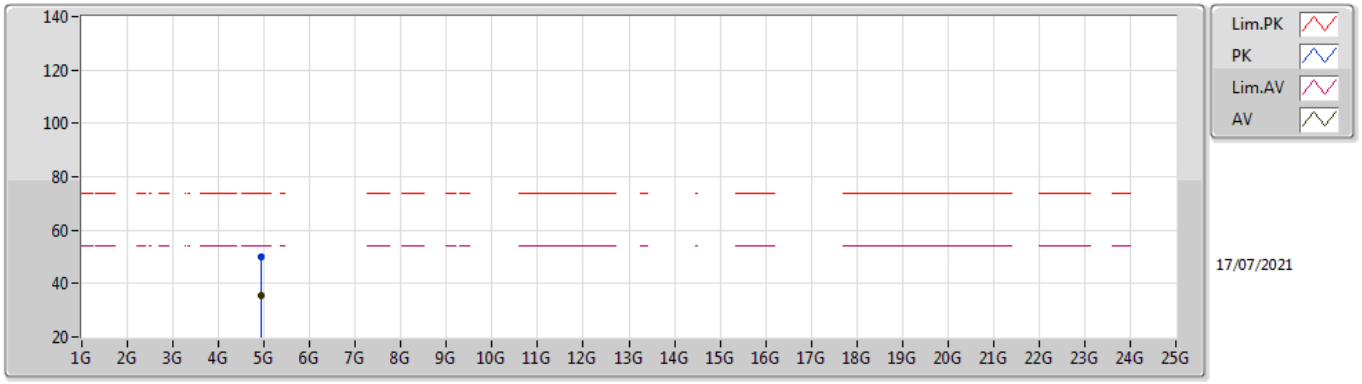

EUT Y_4TX
Setting 20.5
01-A-C-5

Type	Freq	Level	Limit	Margin	Raw	Dist	Condition	Azimuth	Height	Comment	AF	CL	PA
	(Hz)	(dBuV/m)	(dBuV/m)	(dB)	(dBuV)	(m)		(°)	(m)		(dB)	(dB)	(dB)
PK	4.9249G	50.22	74.00	-23.78	45.48	3	Vertical	360	2.68	-	32.65	5.06	32.97
AV	4.92478G	35.58	54.00	-18.42	30.84	3	Vertical	360	2.68	-	32.65	5.06	32.97

802.11n HT20_Nss1,(MCS0)_4TX

2462MHz_TX

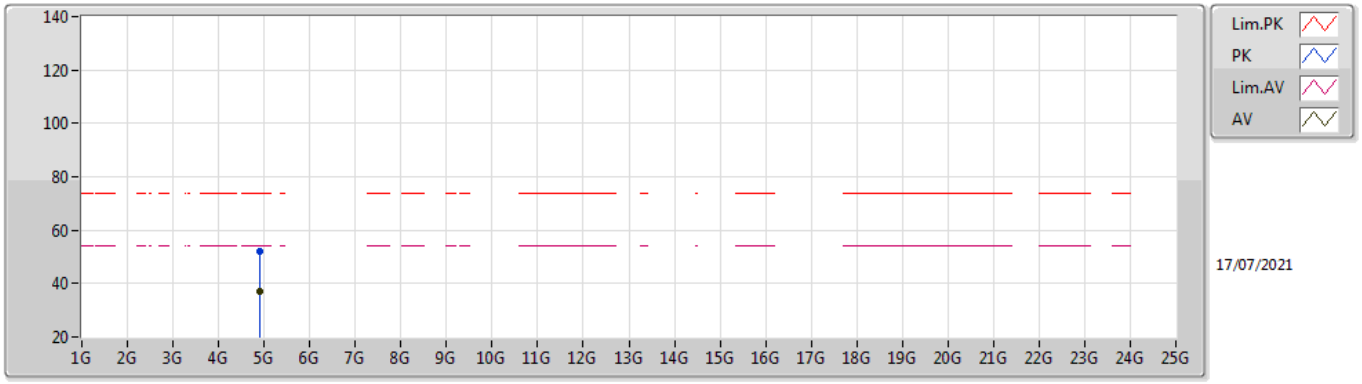

EUT Y_4TX
Setting 20.5
01-A-C-5

Type	Freq	Level	Limit	Margin	Raw	Dist	Condition	Azimuth	Height	Comment	AF	CL	PA
	(Hz)	(dBuV/m)	(dBuV/m)	(dB)	(dBuV)	(m)		(°)	(m)		(dB)	(dB)	(dB)
PK	4.91746G	52.25	74.00	-21.75	47.56	3	Horizontal	307	2.06	-	32.60	5.06	32.97
AV	4.91698G	37.19	54.00	-16.81	32.50	3	Horizontal	307	2.06	-	32.60	5.06	32.97

802.11n HT40_Nss1,(MCS0)_4TX

2422MHz_TX

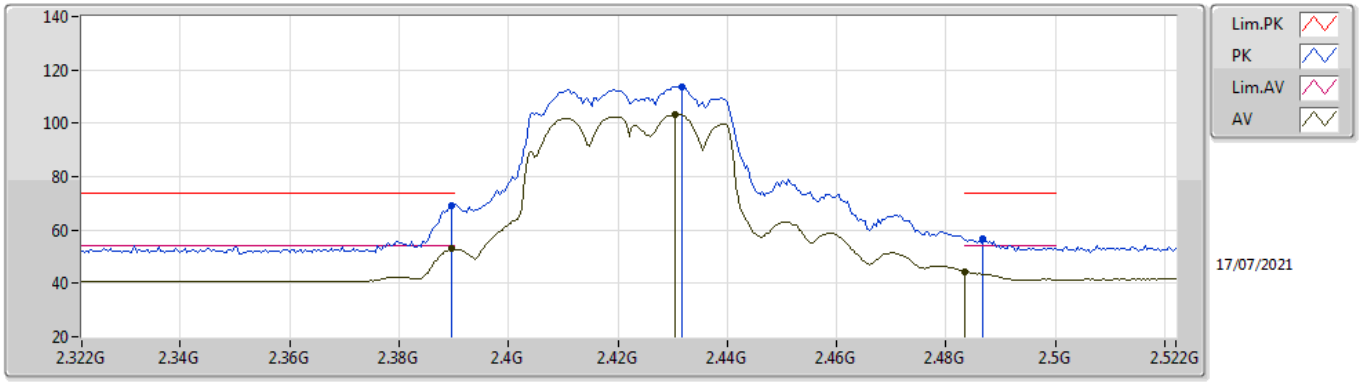

EUT Y_4TX
Setting 23
01-A-C-5

Type	Freq	Level	Limit	Margin	Raw	Dist	Condition	Azimuth	Height	Comment	AF	CL	PA
	(Hz)	(dBuV/m)	(dBuV/m)	(dB)	(dBuV)	(m)		(°)	(m)		(dB)	(dB)	(dB)
PK	2.3896G	69.39	74.00	-4.61	39.82	3	Vertical	59	2.26	-	27.38	2.19	-
AV	2.3896G	52.93	54.00	-1.07	23.36	3	Vertical	59	2.26	-	27.38	2.19	-
PK	2.4316G	113.84	Inf	-Inf	84.15	3	Vertical	59	2.26	-	27.46	2.23	-
AV	2.4304G	103.52	Inf	-Inf	73.83	3	Vertical	59	2.26	-	27.46	2.23	-
PK	2.4868G	56.52	74.00	-17.48	26.51	3	Vertical	59	2.26	-	27.72	2.29	-
AV	2.4835G	44.23	54.00	-9.77	14.25	3	Vertical	59	2.26	-	27.70	2.28	-

802.11n HT40_Nss1,(MCS0)_4TX

2422MHz_TX

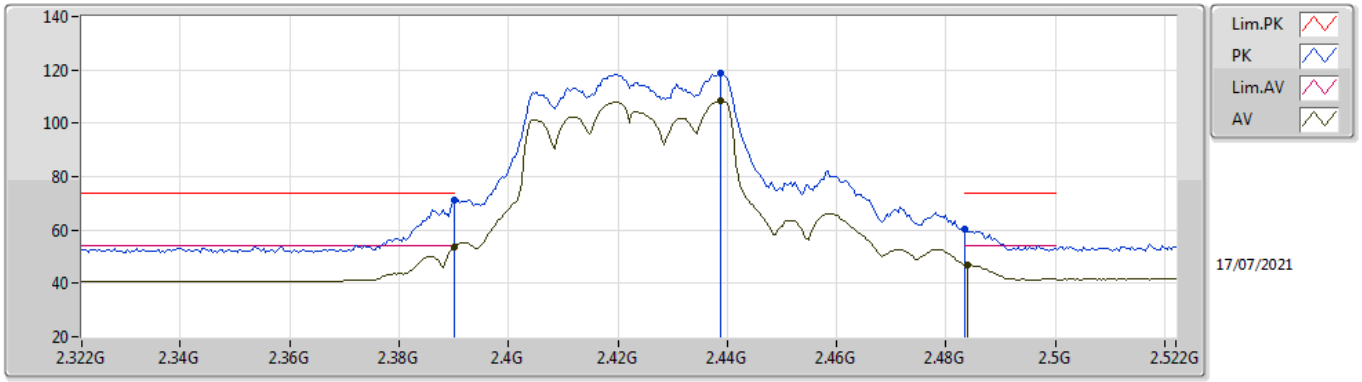

EUT Y_4TX
Setting 23
01-A-C-5

Type	Freq	Level	Limit	Margin	Raw	Dist	Condition	Azimuth	Height	Comment	AF	CL	PA
	(Hz)	(dBuV/m)	(dBuV/m)	(dB)	(dBuV)	(m)		(°)	(m)		(dB)	(dB)	(dB)
PK	2.39G	71.12	74.00	-2.88	41.55	3	Horizontal	87	1.58	-	27.38	2.19	-
AV	2.39G	53.66	54.00	-0.34	24.09	3	Horizontal	87	1.58	-	27.38	2.19	-
PK	2.4388G	118.58	Inf	-Inf	88.86	3	Horizontal	87	1.58	-	27.48	2.24	-
AV	2.4388G	108.48	Inf	-Inf	78.76	3	Horizontal	87	1.58	-	27.48	2.24	-
PK	2.4835G	60.25	74.00	-13.75	30.27	3	Horizontal	87	1.58	-	27.70	2.28	-
AV	2.484G	46.73	54.00	-7.27	16.75	3	Horizontal	87	1.58	-	27.70	2.28	-

802.11n HT40_Nss1,(MCS0)_4TX

2422MHz_TX

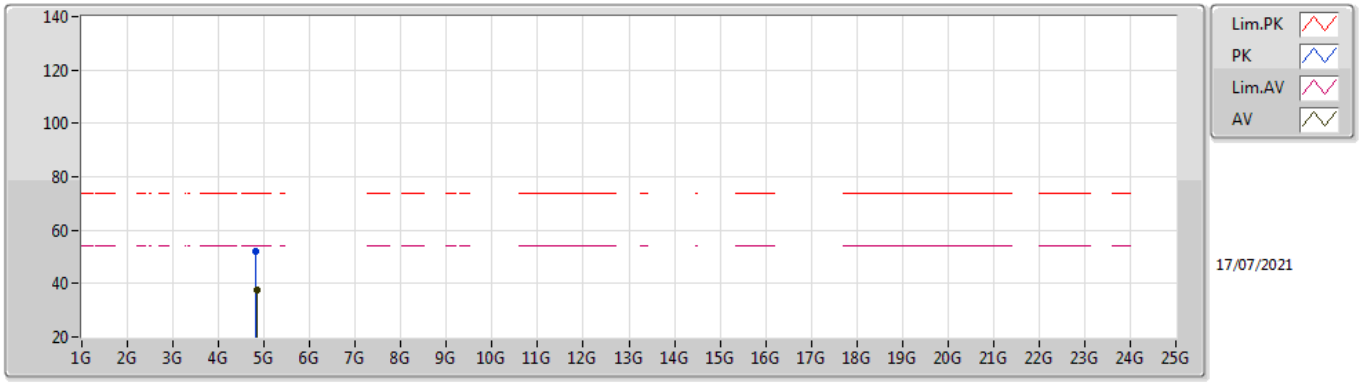

EUT Y_4TX
Setting 23
01-A-C-5

Type	Freq	Level	Limit	Margin	Raw	Dist	Condition	Azimuth	Height	Comment	AF	CL	PA
	(Hz)	(dBuV/m)	(dBuV/m)	(dB)	(dBuV)	(m)		(°)	(m)		(dB)	(dB)	(dB)
PK	4.8262G	52.21	74.00	-21.79	47.92	3	Vertical	341	1.40	-	32.26	5.01	32.98
AV	4.8452G	37.68	54.00	-16.32	33.27	3	Vertical	341	1.40	-	32.37	5.02	32.98

802.11n HT40_Nss1,(MCS0)_4TX

2422MHz_TX

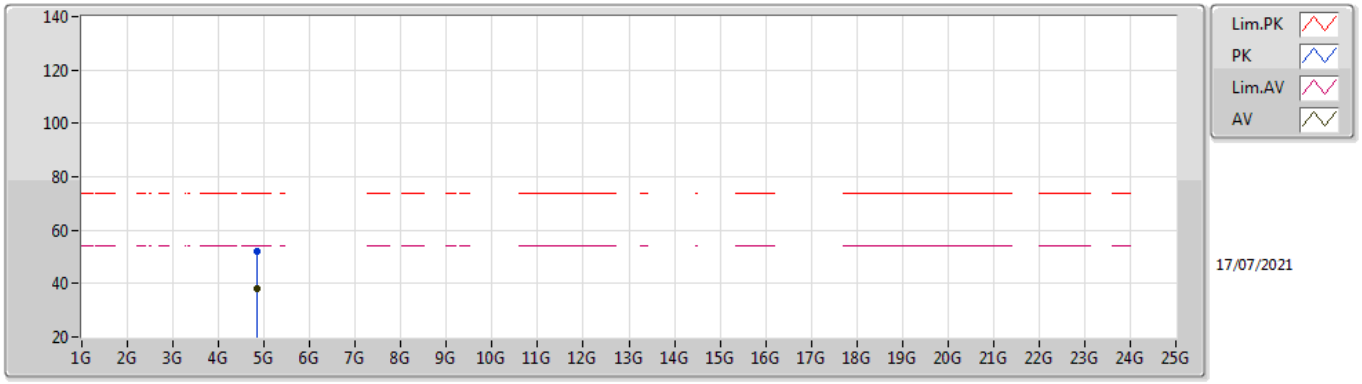

EUT Y_4TX
Setting 23
01-A-C-5

Type	Freq	Level	Limit	Margin	Raw	Dist	Condition	Azimuth	Height	Comment	AF	CL	PA
	(Hz)	(dBuV/m)	(dBuV/m)	(dB)	(dBuV)	(m)		(°)	(m)		(dB)	(dB)	(dB)
PK	4.836G	51.85	74.00	-22.15	47.49	3	Horizontal	308	1.96	-	32.32	5.02	32.98
AV	4.8377G	38.34	54.00	-15.66	33.97	3	Horizontal	308	1.96	-	32.33	5.02	32.98

802.11n HT40_Nss1,(MCS0)_4TX

2437MHz_TX

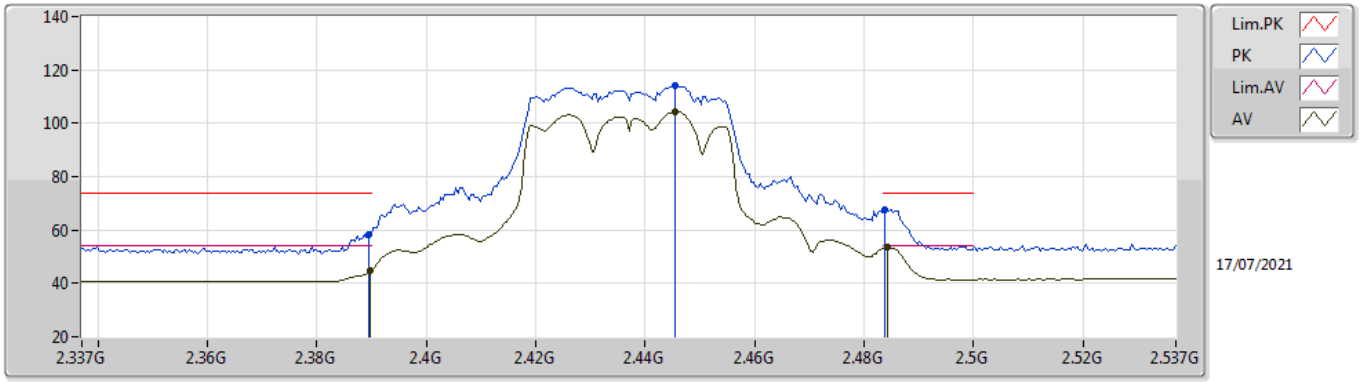

EUT Y_4TX
Setting 24.5
01-A-C-5

Type	Freq	Level	Limit	Margin	Raw	Dist	Condition	Azimuth	Height	Comment	AF	CL	PA
	(Hz)	(dBuV/m)	(dBuV/m)	(dB)	(dBuV)	(m)		(°)	(m)		(dB)	(dB)	(dB)
PK	2.3894G	58.38	74.00	-15.62	28.81	3	Vertical	56	1.80	-	27.38	2.19	-
AV	2.3898G	44.79	54.00	-9.21	15.22	3	Vertical	56	1.80	-	27.38	2.19	-
PK	2.4454G	114.37	Inf	-Inf	84.63	3	Vertical	56	1.80	-	27.49	2.25	-
AV	2.4454G	104.28	Inf	-Inf	74.54	3	Vertical	56	1.80	-	27.49	2.25	-
PK	2.4838G	67.75	74.00	-6.25	37.77	3	Vertical	56	1.80	-	27.70	2.28	-
AV	2.4842G	53.68	54.00	-0.32	23.69	3	Vertical	56	1.80	-	27.71	2.28	-

802.11n HT40_Nss1,(MCS0)_4TX

2437MHz_TX

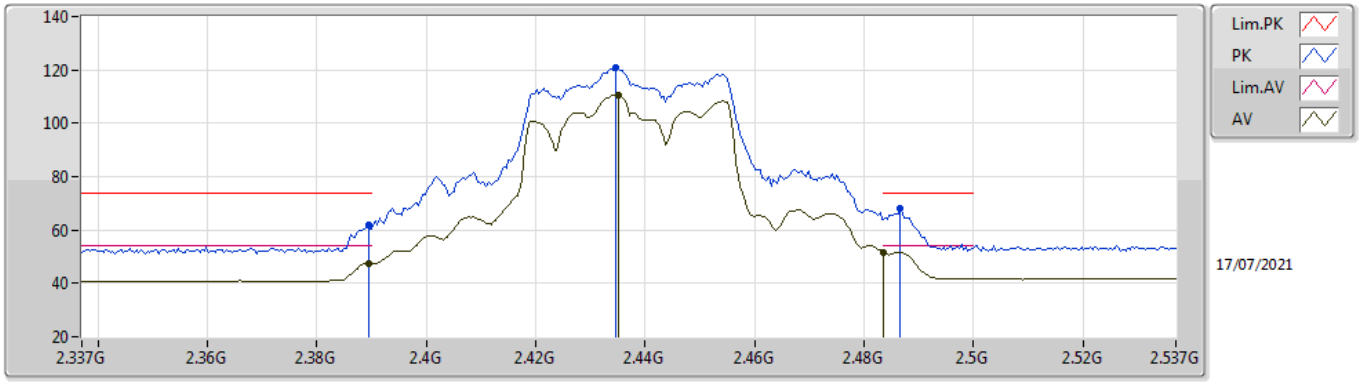

EUT Y_4TX
Setting 24.5
01-A-C-5

Type	Freq	Level	Limit	Margin	Raw	Dist	Condition	Azimuth	Height	Comment	AF	CL	PA
	(Hz)	(dBuV/m)	(dBuV/m)	(dB)	(dBuV)	(m)		(°)	(m)		(dB)	(dB)	(dB)
PK	2.3894G	61.74	74.00	-12.26	32.17	3	Horizontal	83	1.06	-	27.38	2.19	-
AV	2.3894G	47.49	54.00	-6.51	17.92	3	Horizontal	83	1.06	-	27.38	2.19	-
PK	2.4346G	120.77	Inf	-Inf	91.07	3	Horizontal	83	1.06	-	27.47	2.23	-
AV	2.435G	110.39	Inf	-Inf	80.68	3	Horizontal	83	1.06	-	27.47	2.24	-
PK	2.4866G	68.24	74.00	-5.76	38.23	3	Horizontal	83	1.06	-	27.72	2.29	-
AV	2.4835G	51.66	54.00	-2.34	21.68	3	Horizontal	83	1.06	-	27.70	2.28	-

802.11n HT40_Nss1,(MCS0)_4TX

2437MHz_TX

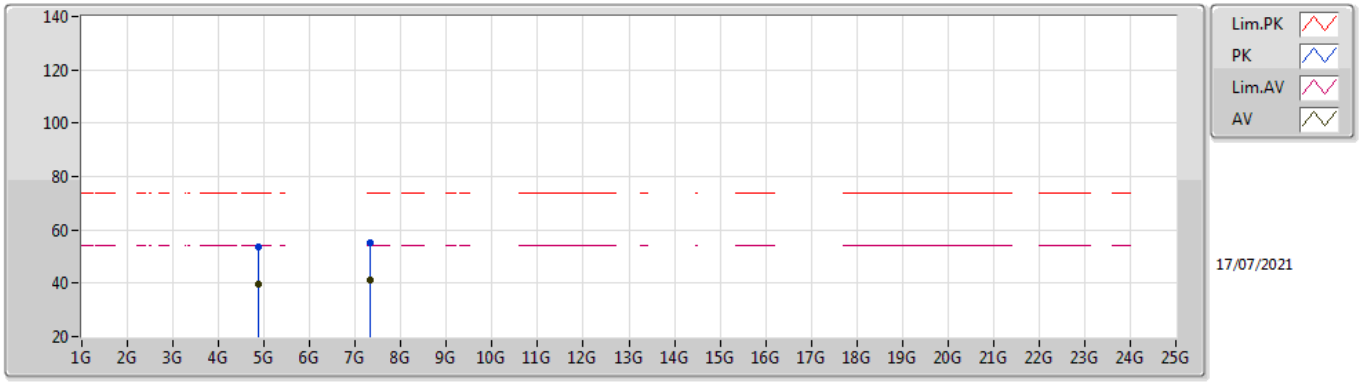

EUT Y_4TX
Setting 24.5
01-A-C-5

Type	Freq	Level	Limit	Margin	Raw	Dist	Condition	Azimuth	Height	Comment	AF	CL	PA
	(Hz)	(dBuV/m)	(dBuV/m)	(dB)	(dBuV)	(m)		(°)	(m)		(dB)	(dB)	(dB)
PK	4.877G	53.48	74.00	-20.52	48.97	3	Vertical	341	1.86	-	32.45	5.04	32.98
AV	4.8771G	39.75	54.00	-14.25	35.24	3	Vertical	341	1.86	-	32.45	5.04	32.98
PK	7.3174G	55.27	74.00	-18.73	44.86	3	Vertical	330	2.29	-	37.17	6.32	33.08
AV	7.317G	41.06	54.00	-12.94	30.65	3	Vertical	330	2.29	-	37.17	6.32	33.08

802.11n HT40_Nss1,(MCS0)_4TX

2437MHz_TX

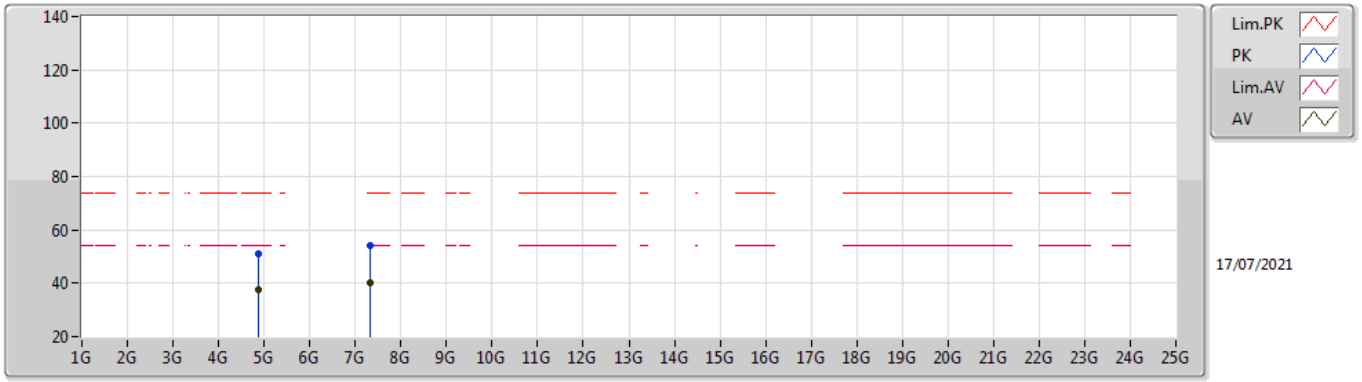

EUT Y_4TX
Setting 24.5
01-A-C-5

Type	Freq	Level	Limit	Margin	Raw	Dist	Condition	Azimuth	Height	Comment	AF	CL	PA
	(Hz)	(dBuV/m)	(dBuV/m)	(dB)	(dBuV)	(m)		(°)	(m)		(dB)	(dB)	(dB)
PK	4.8786G	51.23	74.00	-22.77	46.71	3	Horizontal	298	2.22	-	32.46	5.04	32.98
AV	4.8776G	37.41	54.00	-16.59	32.89	3	Horizontal	298	2.22	-	32.46	5.04	32.98
PK	7.3185G	54.15	74.00	-19.85	43.74	3	Horizontal	56	1.80	-	37.17	6.32	33.08
AV	7.3183G	40.42	54.00	-13.58	30.01	3	Horizontal	56	1.80	-	37.17	6.32	33.08

802.11n HT40_Nss1,(MCS0)_4TX

2447MHz_TX

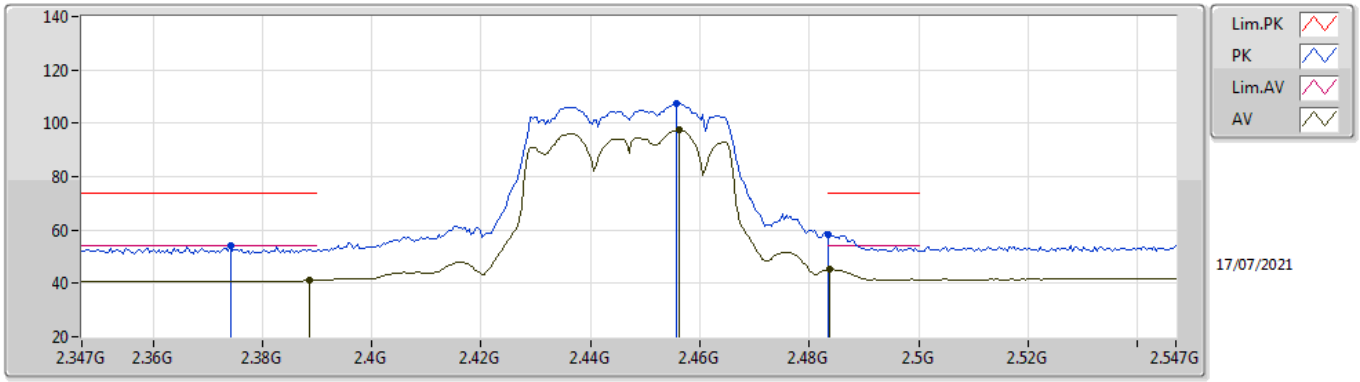

EUT Y_4TX
Setting 18
01-A-C-5

Type	Freq	Level	Limit	Margin	Raw	Dist	Condition	Azimuth	Height	Comment	AF	CL	PA
	(Hz)	(dBuV/m)	(dBuV/m)	(dB)	(dBuV)	(m)		(°)	(m)		(dB)	(dB)	(dB)
PK	2.3742G	54.15	74.00	-19.85	24.63	3	Vertical	56	1.73	-	27.35	2.17	-
AV	2.3886G	41.03	54.00	-12.97	11.46	3	Vertical	56	1.73	-	27.38	2.19	-
PK	2.4558G	107.58	Inf	-Inf	77.79	3	Vertical	56	1.73	-	27.53	2.26	-
AV	2.4562G	97.63	Inf	-Inf	67.83	3	Vertical	56	1.73	-	27.54	2.26	-
PK	2.4835G	58.16	74.00	-15.84	28.18	3	Vertical	56	1.73	-	27.70	2.28	-
AV	2.4838G	45.22	54.00	-8.78	15.24	3	Vertical	56	1.73	-	27.70	2.28	-

802.11n HT40_Nss1,(MCS0)_4TX

2447MHz_TX

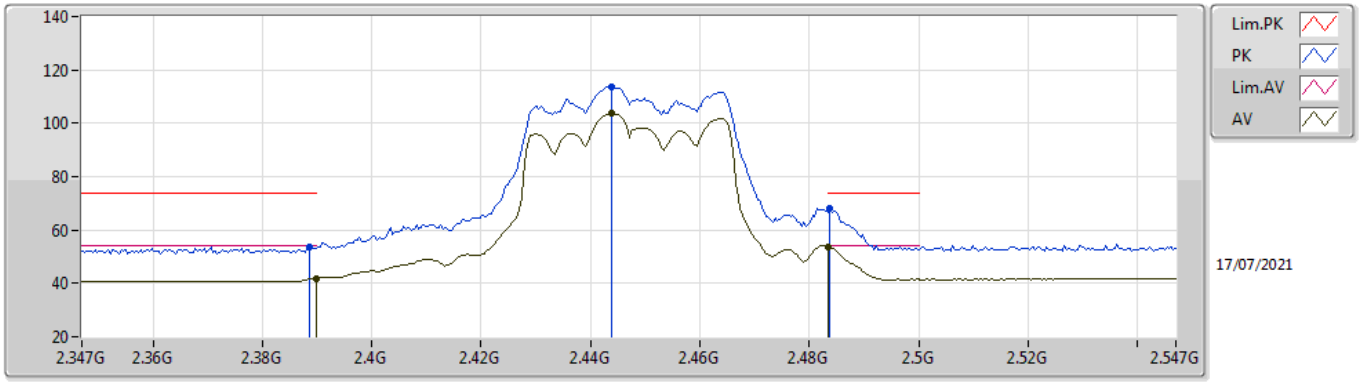

EUT Y_4TX
Setting 18
01-A-C-5

Type	Freq	Level	Limit	Margin	Raw	Dist	Condition	Azimuth	Height	Comment	AF	CL	PA
	(Hz)	(dBuV/m)	(dBuV/m)	(dB)	(dBuV)	(m)		(°)	(m)		(dB)	(dB)	(dB)
PK	2.3886G	53.73	74.00	-20.27	24.16	3	Horizontal	84	1.78	-	27.38	2.19	-
AV	2.3898G	41.96	54.00	-12.04	12.39	3	Horizontal	84	1.78	-	27.38	2.19	-
PK	2.4438G	113.73	Inf	-Inf	84.00	3	Horizontal	84	1.78	-	27.49	2.24	-
AV	2.4438G	103.58	Inf	-Inf	73.85	3	Horizontal	84	1.78	-	27.49	2.24	-
PK	2.4838G	68.28	74.00	-5.72	38.30	3	Horizontal	84	1.78	-	27.70	2.28	-
AV	2.4835G	53.74	54.00	-0.26	23.76	3	Horizontal	84	1.78	-	27.70	2.28	-

802.11n HT40_Nss1,(MCS0)_4TX

2452MHz_TX

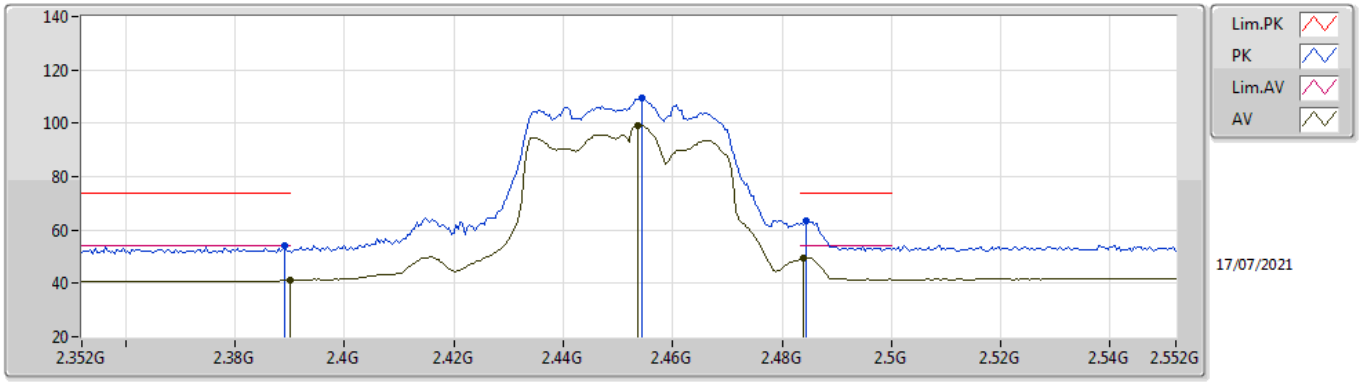

EUT Y_4TX
Setting 18
01-A-C-5

Type	Freq	Level	Limit	Margin	Raw	Dist	Condition	Azimuth	Height	Comment	AF	CL	PA
	(Hz)	(dBuV/m)	(dBuV/m)	(dB)	(dBuV)	(m)		(°)	(m)		(dB)	(dB)	(dB)
PK	2.3892G	54.13	74.00	-19.87	24.56	3	Vertical	34	2.58	-	27.38	2.19	-
AV	2.39G	41.02	54.00	-12.98	11.45	3	Vertical	34	2.58	-	27.38	2.19	-
PK	2.4544G	109.24	Inf	-Inf	79.46	3	Vertical	34	2.58	-	27.53	2.25	-
AV	2.4536G	99.28	Inf	-Inf	69.51	3	Vertical	34	2.58	-	27.52	2.25	-
PK	2.4844G	63.38	74.00	-10.62	33.39	3	Vertical	34	2.58	-	27.71	2.28	-
AV	2.484G	49.35	54.00	-4.65	19.37	3	Vertical	34	2.58	-	27.70	2.28	-

802.11n HT40_Nss1,(MCS0)_4TX

2452MHz_TX

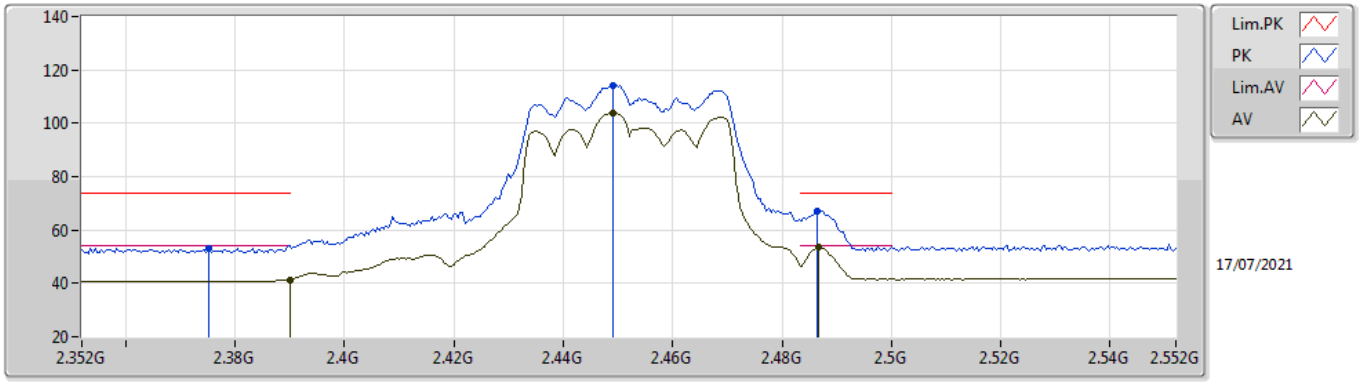

EUT Y_4TX
Setting 18
01-A-C-5

Type	Freq	Level	Limit	Margin	Raw	Dist	Condition	Azimuth	Height	Comment	AF	CL	PA
	(Hz)	(dBuV/m)	(dBuV/m)	(dB)	(dBuV)	(m)		(°)	(m)		(dB)	(dB)	(dB)
PK	2.3752G	53.27	74.00	-20.73	23.74	3	Horizontal	87	1.80	-	27.35	2.18	-
AV	2.39G	41.36	54.00	-12.64	11.79	3	Horizontal	87	1.80	-	27.38	2.19	-
PK	2.4492G	114.27	Inf	-Inf	84.52	3	Horizontal	87	1.80	-	27.50	2.25	-
AV	2.4492G	104.00	Inf	-Inf	74.25	3	Horizontal	87	1.80	-	27.50	2.25	-
PK	2.4864G	67.30	74.00	-6.70	37.29	3	Horizontal	87	1.80	-	27.72	2.29	-
AV	2.4868G	53.76	54.00	-0.24	23.75	3	Horizontal	87	1.80	-	27.72	2.29	-

802.11n HT40_Nss1,(MCS0)_4TX

2452MHz_TX

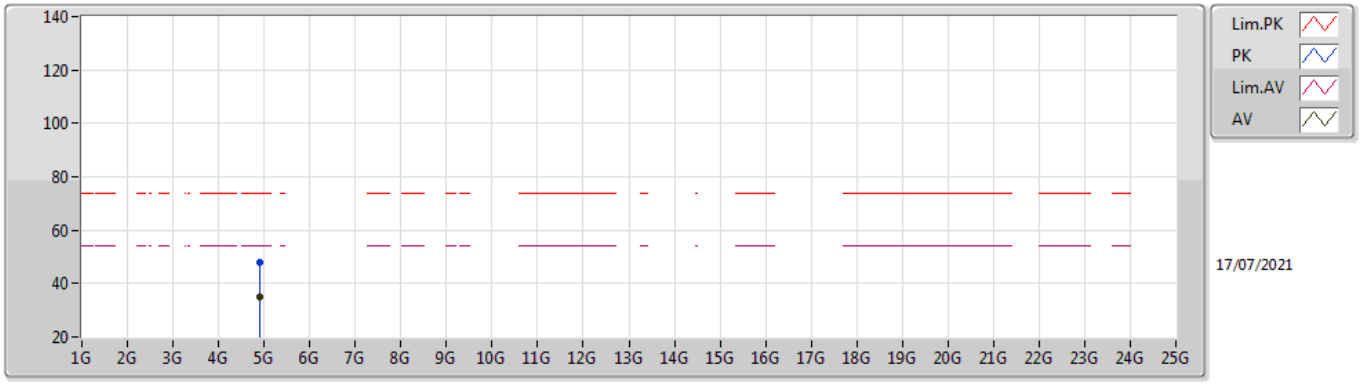

EUT Y_4TX
Setting 18
01-A-C-5

Type	Freq	Level	Limit	Margin	Raw	Dist	Condition	Azimuth	Height	Comment	AF	CL	PA
	(Hz)	(dBuV/m)	(dBuV/m)	(dB)	(dBuV)	(m)		(°)	(m)		(dB)	(dB)	(dB)
PK	4.89776G	47.80	74.00	-26.20	43.22	3	Vertical	214	2.76	-	32.50	5.05	32.97
AV	4.904G	35.07	54.00	-18.93	30.47	3	Vertical	214	2.76	-	32.52	5.05	32.97

802.11n HT40_Nss1,(MCS0)_4TX

2452MHz_TX

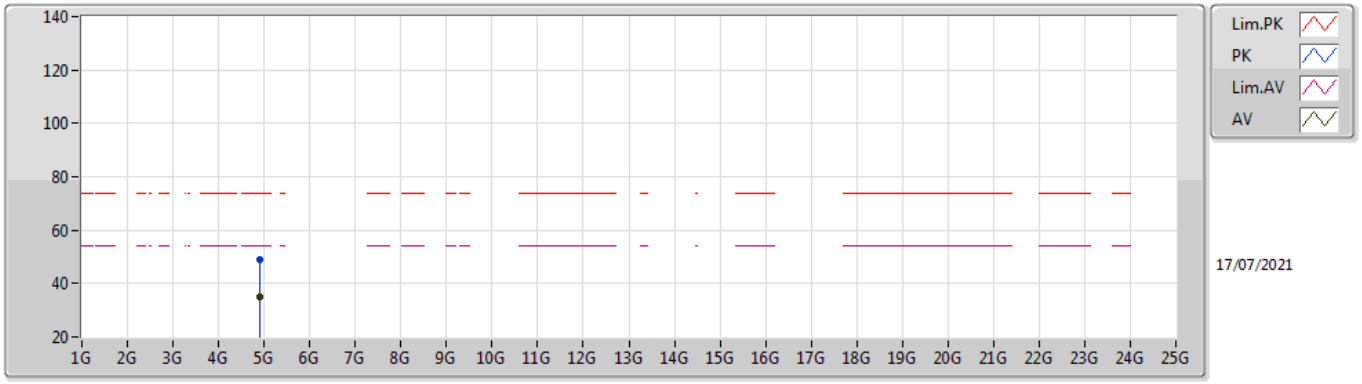

EUT Y_4TX
Setting 18
01-A-C-5

Type	Freq	Level	Limit	Margin	Raw	Dist	Condition	Azimuth	Height	Comment	AF	CL	PA
	(Hz)	(dBuV/m)	(dBuV/m)	(dB)	(dBuV)	(m)		(°)	(m)		(dB)	(dB)	(dB)
PK	4.91684G	48.93	74.00	-25.07	44.24	3	Horizontal	306	1.96	-	32.60	5.06	32.97
AV	4.89674G	34.86	54.00	-19.14	30.29	3	Horizontal	306	1.96	-	32.49	5.05	32.97