RADIO TEST REPORT

FCC ID	:	O2U-5881
Equipment	:	Wireless Access Point
Brand Name	:	cbn
Model Name	:	WR5881
Applicant	:	COMPAL BROADBAND NETWORKS,INC. 13F-1, No.1, Taiyuan 1st St., Zhubei City, Hsinchu County 30288, Taiwan, R.O.C.
Manufacturer	:	COMPAL BROADBAND NETWORKS,INC. 13F-1, No.1, Taiyuan 1st St., Zhubei City, Hsinchu County 30288, Taiwan, R.O.C.
Standard	:	47 CFR FCC Part 15.407

The product was received on Jul. 06, 2021, and testing was started from Jul. 16, 2021 and completed on Jul. 20, 2021. We, Sporton International Inc. Hsinchu Laboratory, would like to declare that the tested sample has been evaluated in accordance with the procedures given in ANSI C63.10-2013 and shown compliance with the applicable technical standards.

The test results in this report apply exclusively to the tested model / sample. Without written approval of Sporton International Inc. Hsinchu Laboratory, the test report shall not be reproduced except in full.

Approved by: Cliff Chang

Sporton International Inc. Hsinchu Laboratory

No.8, Ln. 724, Bo'ai St., Zhubei City, Hsinchu County 302010, Taiwan (R.O.C.)

Table of Contents

History of this test report **3**

Summary of Test Result **4**

1 General Description **5**

1.1 Information 5
1.2 Applicable Standards 8
1.3 Testing Location Information 8
1.4 Measurement Uncertainty 9

2 Test Configuration of EUT **10**

2.1 Test Channel Mode 10
2.2 The Worst Case Measurement Configuration 11
2.3 EUT Operation during Test 12
2.4 Accessories 12
2.5 Support Equipment 12
2.6 Test Setup Diagram 14

3 Transmitter Test Result **17**

3.1 AC Power-line Conducted Emissions 17
3.2 Emission Bandwidth 19
3.3 Maximum Output Power 20
3.4 Power Spectral Density 22
3.5 Unwanted Emissions 25

4 Test Equipment and Calibration Data **29**

Appendix A. Test Results of AC Power-line Conducted Emissions

Appendix B. Test Results of Emission Bandwidth

Appendix C. Test Results of Maximum Output Power

Appendix D. Test Results of Power Spectral Density

Appendix E. Test Results of Unwanted Emissions

Appendix F. Test Photos

Photographs of EUT v01

History of this test report

Report No.	Version	Description	Issued Date
FR151112AB	01	Initial issue of report	Sep. 07, 2021

Summary of Test Result

Report Clause	Ref Std. Clause	Test Items	Result (PASS/FAIL)	Remark
1.1.2	15.203	Antenna Requirement	PASS	-
3.1	15.207	AC Power-line Conducted Emissions	PASS	-
3.2	15.407(a)	Emission Bandwidth	PASS	-
3.3	15.407(a)	Maximum Output Power	PASS	-
3.4	15.407(a)	Power Spectral Density	PASS	-
3.5	15.407(b)	Unwanted Emissions	PASS	-

Declaration of Conformity:
The test results with all measurement uncertainty excluded are presented in accordance with the regulation limits or requirements declared by manufacturers.
Comments and Explanations:
The declared of product specification for EUT presented in the report are provided by the manufacturer, and the manufacturer takes all the responsibilities for the accuracy of product specification.

Reviewed by: Sam Chen

Report Producer: Sandy Chuang

1 General Description

1.1 Information

1.1.1 RF General Information

Frequency Range (MHz)	IEEE Std. 802.11	Ch. Frequency (MHz)	Channel Number
5150-5250	a, n (HT20), ac (VHT20), ax (HEW20)	5180-5240	36-48 [4]
5725-5850		5745-5825	149-165 [5]
5150-5250	n (HT40), ac (VHT40), ax (HEW40)	5190-5230	38-46 [2]
5725-5850		5755-5795	151-159 [2]
5150-5250	ac (VHT80), ax (HEW80)	5210	42 [1]
5725-5850		5775	155 [1]

Band	Mode	BWch (MHz)	Nant
5.15-5.25GHz	802.11a	20	4TX
5.15-5.25GHz	802.11n HT20	20	4TX
5.15-5.25GHz	802.11ac VHT20	20	4TX
5.15-5.25GHz	802.11ax HEW20	20	4TX
5.15-5.25GHz	802.11n HT40	40	4TX
5.15-5.25GHz	802.11ac VHT40	40	4TX
5.15-5.25GHz	802.11ax HEW40	40	4TX
5.15-5.25GHz	802.11ac VHT80	80	4TX
5.15-5.25GHz	802.11ax HEW80	80	4TX
5.725-5.85GHz	802.11a	20	4TX
5.725-5.85GHz	802.11n HT20	20	4TX
5.725-5.85GHz	802.11ac VHT20	20	4TX
5.725-5.85GHz	802.11ax HEW20	20	4TX
5.725-5.85GHz	802.11n HT40	40	4TX
5.725-5.85GHz	802.11ac VHT40	40	4TX
5.725-5.85GHz	802.11ax HEW40	40	4TX
5.725-5.85GHz	802.11ac VHT80	80	4TX
5.725-5.85GHz	802.11ax HEW80	80	4TX

Note:
- 11a, HT20 and HT40 use a combination of OFDM-BPSK, QPSK, 16QAM, 64QAM modulation.
- VHT20, VHT40, VHT80 use a combination of OFDM-BPSK, QPSK, 16QAM, 64QAM, 256QAM modulation.
- HEW20, HEW40, HEW80 use a combination of OFDMA-BPSK, QPSK, 16QAM, 64QAM, 256QAM, 1024QAM modulation.
- BWch is the nominal channel bandwidth.

1.1.2 Antenna Information

Ant.	Port		Brand	Model Name	Antenna Type	Connector	Antenna Gain (dBi)		Cable Loss (dB)		True Gain (dBi)	
	2.4GHz	5GHz					2.4GHz	5GHz	2.4GHz	5GHz	2.4GHz	5GHz
1	3	-	CBN	WR5581	PCB	I-Pex	3.41	-	0.67	-	2.74	-
2	2	-	CBN	WR5581	PCB	I-Pex	4.09	-	0.68	-	3.41	-
3	4	-	CBN	WR5581	PCB	I-Pex	5.22	-	0.55	-	4.67	-
4	1	-	CBN	WR5581	PCB	I-Pex	4.27	-	1.13	-	3.14	-
5	-	1	CBN	WR5581	PCB	I-Pex	-	3.48	-	0.29	-	3.19
6	-	2	CBN	WR5581	Dipole	I-Pex	-	3.80	-	0.63	-	3.17
7	-	3	CBN	WR5581	Dipole	I-Pex	-	4.43	-	0.32	-	4.11
8	-	4	CBN	WR5581	PCB	I-Pex	-	5.17	-	0.45	-	4.72

Note: The above information was declared by manufacturer.

<For 2.4GHz Band>

For IEEE 802.11b/g/n mode (4TX/4RX)

Port 1, Port 2, Port 3 and Port 4 can be used as transmitting/receiving antenna.

Port 1, Port 2, Port 3 and Port 4 could transmit/receive simultaneously.

<For 5GHz Band>

For IEEE 802.11a/n/ac/ax mode (4TX/4RX)

Port 1, Port 2, Port 3 and Port 4 can be used as transmitting/receiving antenna.

Port 1, Port 2, Port 3 and Port 4 could transmit/receive simultaneously

1.1.3 Mode Test Duty Cycle

Mode	DC	DCF(dB)	T(s)	VBW(Hz) ≥ 1/T
802.11a	0.929	0.32	1.432m	1k
802.11ax HEW20	0.966	0.15	5.447m	300
802.11ax HEW40	0.965	0.15	5.447m	300
802.11ax HEW80	0.958	0.19	5.445m	300

Note:
- DC is Duty Cycle.
- DCF is Duty Cycle Factor.

1.1.4 EUT Operational Condition

EUT Power Type	From Power Adapter			
Beamforming Function	☐	With beamforming	☒	Without beamforming
Function	☐	Outdoor P2M	☒	Indoor P2M
	☐	Fixed P2P	☐	Client
Test Software Version	QSPR (ver.5.0-00186)			
Test sample serial number	1415881200004			

Note: The above information was declared by manufacturer.

1.2 Applicable Standards

According to the specifications of the manufacturer, the EUT must comply with the requirements of the following standards:

- 47 CFR FCC Part 15
- ANSI C63.10-2013
- FCC KDB 789033 D02 v02r01

The following reference test guidance is not within the scope of accreditation of TAF.

- FCC KDB 662911 D01 v02r01
- FCC KDB 412172 D01 v01r01
- FCC KDB 414788 D01 v01r01

1.3 Testing Location Information

Testing Location Information	
Test Lab.：Sporton International Inc. Hsinchu Laboratory	
Hsinchu	ADD: No.8, Ln. 724, Bo'ai St., Zhubei City, Hsinchu County 302010, Taiwan (R.O.C.)
(TAF: 3787)	TEL: 886-3-656-9065 FAX: 886-3-656-9085
	Test site Designation No. TW3787 with FCC.
	Conformity Assessment Body Identifier (CABID) TW3787 with ISED.

Test Condition	Test Site No.	Test Engineer	Test Environment (°C / %)	Test Date
RF Conducted	TH01-CB	Caster Chang	24.1-24.5 / 69-72	Jul. 20, 2021
Radiated (Below 1GHz)	10CH01-CB	Zack Kuo	24~26 / 58~60	Jul. 20, 2021
Radiated (Above 1GHz)	03CH01-CB	Ken Yeh	24.8~26.8 / 66~70	Jul. 16, 2021~ Jul. 17, 2021
AC Conduction	CO01-CB	Peter Wu	24~25 / 58~59	Jul. 20, 2021

1.4 Measurement Uncertainty

ISO/IEC 17025 requires that an estimate of the measurement uncertainties associated with the emissions test results be included in the report. The measurement uncertainties given below are based on a 95% confidence level (based on a coverage factor (k=2)

Test Items	Uncertainty	Remark
Conducted Emission (150kHz ~ 30MHz)	2.0 dB	Confidence levels of 95%
Radiated Emission (9kHz ~ 30MHz)	1.6 dB	Confidence levels of 95%
Radiated Emission (30MHz ~ 1,000MHz)	4.2 dB	Confidence levels of 95%
Radiated Emission (1GHz ~ 18GHz)	4.7 dB	Confidence levels of 95%
Radiated Emission (18GHz ~ 40GHz)	4.2 dB	Confidence levels of 95%
Conducted Emission	2.5 dB	Confidence levels of 95%
Output Power Measurement	1.3 dB	Confidence levels of 95%
Power Density Measurement	2.5 dB	Confidence levels of 95%
Bandwidth Measurement	0.9%	Confidence levels of 95%

2 Test Configuration of EUT

2.1 Test Channel Mode

Mode	Power Setting
802.11a_Nss1,(6Mbps)_4TX	-
5180MHz	20.5
5200MHz	20
5240MHz	20
5745MHz	22
5785MHz	22
5825MHz	22
802.11ax HEW20_Nss1,(MCS0)_4TX	-
5180MHz	20.5
5200MHz	20.5
5240MHz	20.5
5745MHz	21.5
5785MHz	21.5
5825MHz	21.5
802.11ax HEW40_Nss1,(MCS0)_4TX	-
5190MHz	19.5
5230MHz	23
5755MHz	21.5
5795MHz	21.5
802.11ax HEW80_Nss1,(MCS0)_4TX	-
5210MHz	19
5775MHz	20.5

Note:
- Evaluated HEW20/HEW40/HEW80 mode only, due to similar modulation. The power setting of HT20/HT40/VHT20/VHT40/VHT80 mode are the same or lower than HEW20/HEW40/HEW80.

2.2 The Worst Case Measurement Configuration

The Worst Case Mode for Following Conformance Tests	
Tests Item	AC power-line conducted emissions
Condition	AC power-line conducted measurement for line and neutral Test Voltage: 120Vac / 60Hz
Operating Mode	Normal Link
1	EUT

The Worst Case Mode for Following Conformance Tests	
Tests Item	Emission Bandwidth Maximum Output Power Power Spectral Density
Test Condition	Conducted measurement at transmit chains

The Worst Case Mode for Following Conformance Tests	
Tests Item	Unwanted Emissions
Test Condition	Radiated measurement If EUT consist of multiple antenna assembly (multiple antenna are used in EUT regardless of spatial multiplexing MIMO configuration), the radiated test should be performed with highest antenna gain of each antenna type.
Operating Mode < 1GHz	Normal Link
1	EUT in Y axis
Operating Mode > 1GHz	CTX
1	EUT in Y axis

The Worst Case Mode for Following Conformance Tests	
Tests Item	Simultaneous Transmission Analysis - Co-location RF Exposure Evaluation
Operating Mode	
1	WLAN 2.4GHz + WLAN 5 GHz
Refer to Sporton Test Report No.: FA151112 for Co-location RF Exposure Evaluation.	

2.3 EUT Operation during Test

For CTX Mode:

The EUT was programmed to be in continuously transmitting mode.

For Normal Link:

During the test, the EUT operation to normal function.

2.4 Accessories

Accessories			
Equipment Name	**Brand Name**	**Model Name**	**Rating**
Adapter	Frecom	F30L7-120250SPAU	INPUT: 100-240V~50/60Hz, 0.8A OUTPUT: 12.0V, 2.5A, 30.0W
Others			
RJ-45 cable*1: Non-Shielded, 1.5m			

2.5 Support Equipment

For AC Conduction:

Support Equipment				
No.	**Equipment**	**Brand Name**	**Model Name**	**FCC ID**
A	2.5G WAN PC	DELL	T3400	N/A
B	LAN NB	DELL	E6430	N/A
C	2.4G NB	DELL	E6430	N/A
D	5G NB	DELL	E6430	N/A
E	Flash disk3.0	Transcend	JetFlash-700	N/A

For Radiated (below 1GHz):

Support Equipment				
No.	**Equipment**	**Brand Name**	**Model Name**	**FCC ID**
A	2.5G WAN PC	DELL	T3400	N/A
B	LAN NB	DELL	E6430	N/A
C	2.4G NB	DELL	E6430	N/A
D	5G NB	DELL	E6430	N/A
E	Flash disk3.0	Transcend	JetFlash-700	N/A

For Radiated (above 1GHz):

Support Equipment				
No.	**Equipment**	**Brand Name**	**Model Name**	**FCC ID**
A	NB	DELL	E4300	N/A

For RF Conducted:

Support Equipment				
No.	**Equipment**	**Brand Name**	**Model Name**	**FCC ID**
A	NB	DELL	E4300	N/A

2.6 Test Setup Diagram

Test Setup Diagram – AC Line Conducted Emission Test

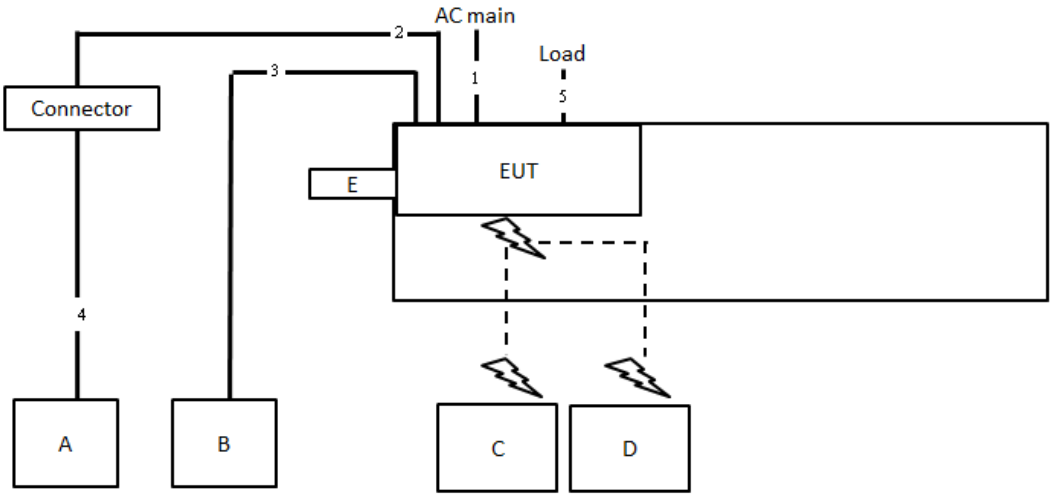

Item	Connection	Shielded	Length
1	Power cable	No	2m
2	RJ-45 cable	No	1.5m
3	RJ-45 cable	No	10m
4	RJ-45 cable	No	10m
5	RJ-45 cable*3	No	1.5m

Test Setup Diagram - Radiated Test < 1GHz

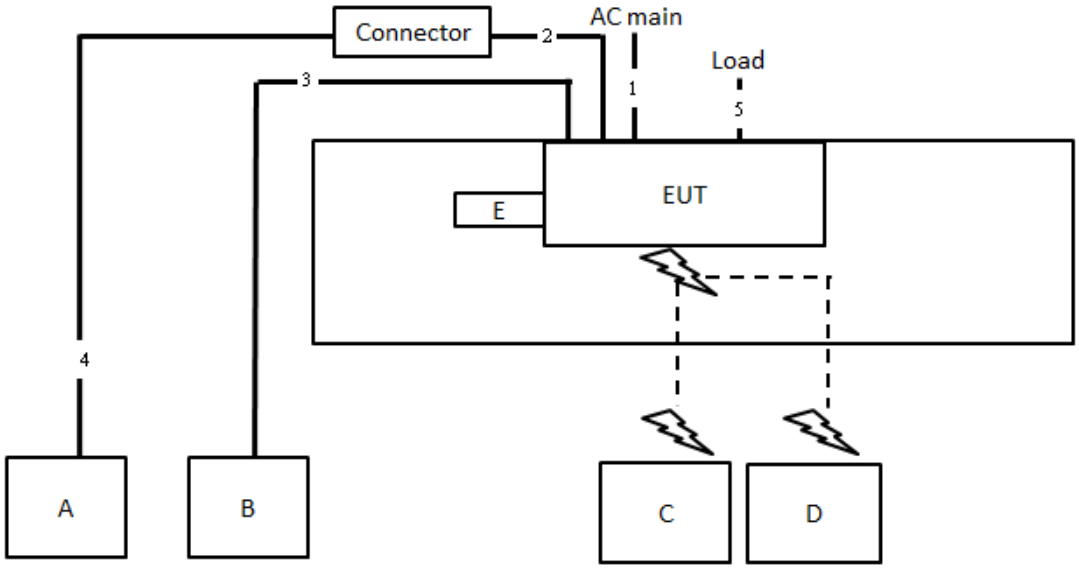

Item	Connection	Shielded	Length
1	Power cable	No	2m
2	RJ-45 cable	No	1.5m
3	RJ-45 cable	No	10m
4	RJ-45 cable	No	10m
5	RJ-45 cable*3	No	1.5m

Test Setup Diagram - Radiated Test > 1GHz

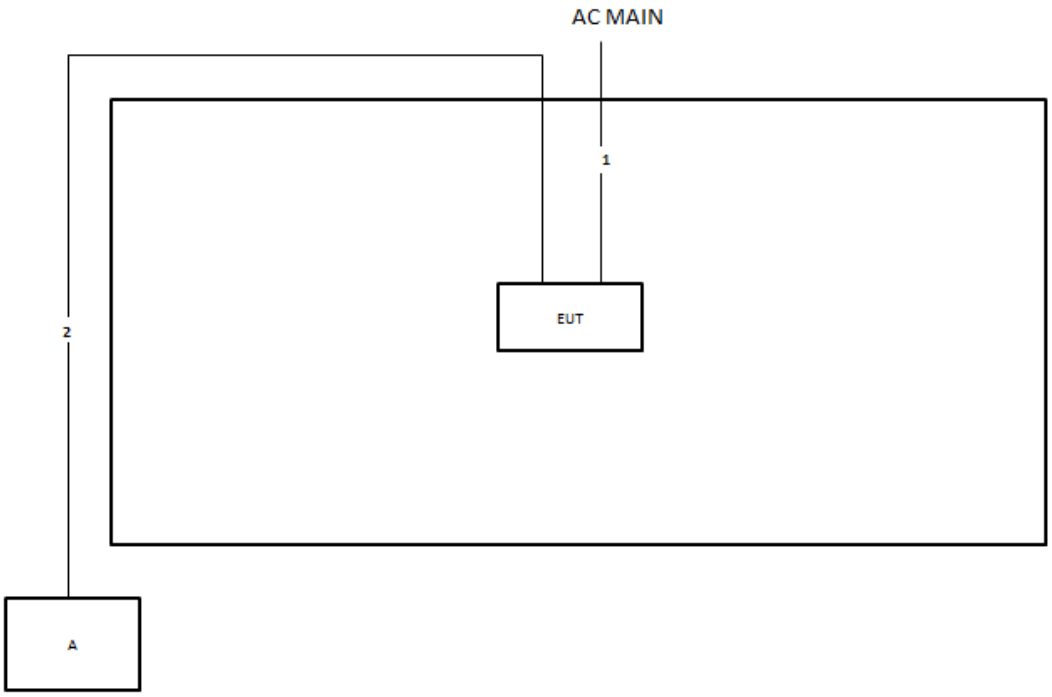

Item	Connection	Shielded	Length
1	Power cable	No	2m
2	RJ-45 cable	No	10m

3 Transmitter Test Result

3.1 AC Power-line Conducted Emissions

3.1.1 AC Power-line Conducted Emissions Limit

AC Power-line Conducted Emissions Limit		
Frequency Emission (MHz)	**Quasi-Peak**	**Average**
0.15-0.5	66 - 56 *	56 - 46 *
0.5-5	56	46
5-30	60	50
Note 1: * Decreases with the logarithm of the frequency.		

3.1.2 Measuring Instruments

Refer a test equipment and calibration data table in this test report.

3.1.3 Test Procedures

Test Method
☒ Refer as ANSI C63.10-2013, clause 6.2 for AC power-line conducted emissions.

3.1.4 Test Setup

AC Power-line Conducted Emissions

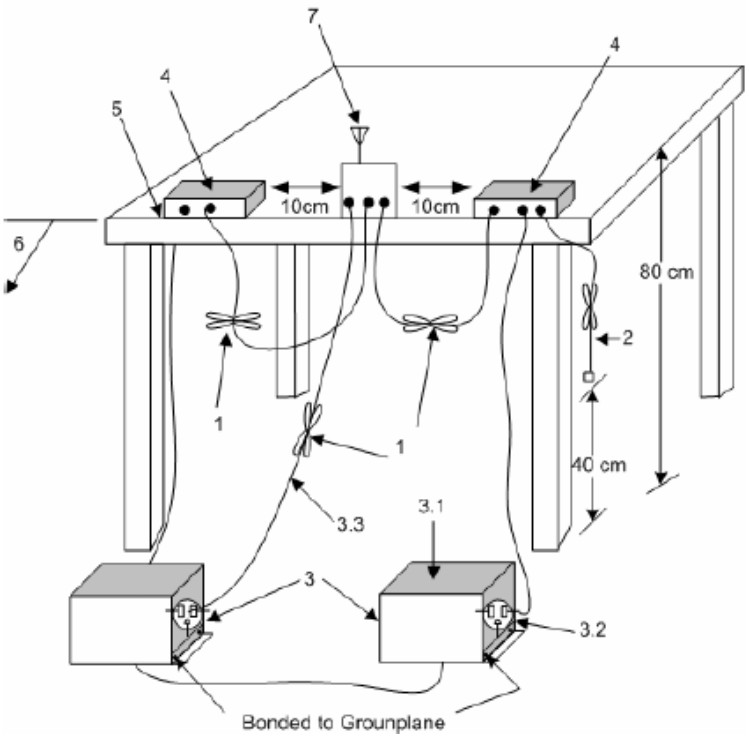

1—Interconnecting cables that hang closer than 40 cm to the ground plane shall be folded back and forth in the center forming a bundle 30 cm to 40 cm long.
2—The I/O cables that are not connected to an accessory shall be bundled in the center. The end of the cable may be terminated, if required, using the correct terminating impedance. The overall length shall not exceed 1 m.
3—EUT connected to one LISN. Unused LISN measuring port connectors shall be terminated in 50 Ω loads. LISN may be placed on top of, or immediately beneath, reference ground plane.
3.1—All other equipment powered from additional LISN(s).
3.2—A multiple-outlet strip may be used for multiple power cords of non-EUT equipment.
3.3—LISN at least 80 cm from nearest part of EUT chassis.
4—Non-EUT components of EUT system being tested.
5—Rear of EUT, including peripherals, shall all be aligned and flush with edge of tabletop.
6—Edge of tabletop shall be 40 cm removed from a vertical conducting plane that is bonded to the ground plane.
7—Antenna can be integral or detachable. If detachable, then the antenna shall be attached for this test.

3.1.5 Measurement Results Calculation

The measured Level is calculated using:

a. Corrected Reading: LISN Factor (LISN) + Attenuator (AT/AUX) + Cable Loss (CL) + Read Level (Raw) = Level

b. Margin = -Limit + Level

3.1.6 Test Result of AC Power-line Conducted Emissions

Refer as Appendix A

3.2 Emission Bandwidth

3.2.1 Emission Bandwidth Limit

Emission Bandwidth Limit	
UNII Devices	
☒	For the 5.15-5.25 GHz band, N/A
☐	For the 5.25-5.35 GHz band, the maximum conducted output power shall not exceed the lesser of 250 mW or 11 dBm + 10 log B, where B is the 26 dB emission bandwidth in MHz.
☐	For the 5.47-5.725 GHz band, the maximum conducted output power shall not exceed the lesser of 250 mW or 11 dBm + 10 log B, where B is the 26 dB emission bandwidth in MHz.
☒	For the 5.725-5.85 GHz band, 6 dB emission bandwidth ≥ 500kHz.
☐	For the 5.85-5.895 GHz band, 6 dB emission bandwidth ≥ 500kHz.
LE-LAN Devices	
☐	For the band 5.15-5.25 GHz, the maximum e.i.r.p. shall not exceed 200 mW or 10 + 10 log B, dBm, whichever power is less. B is the 99% emission bandwidth in MHz.
☐	For the 5.25-5.35 GHz band, the maximum e.i.r.p. shall not exceed 1.0 W or 17 + 10 log B, dBm, whichever power is less. B is the 99% emission bandwidth in MHz
☐	For the 5.47-5.6 GHz band and 5.65-5.725 GHz band, the maximum e.i.r.p. shall not exceed 1.0 W or 17 + 10 log B, dBm, whichever power is less. B is the 99% emission bandwidth in MHz
☐	For the 5.725-5.85 GHz band, 6 dB emission bandwidth ≥ 500kHz.

3.2.2 Measuring Instruments

Refer a test equipment and calibration data table in this test report.

3.2.3 Test Procedures

Test Method		
▪	For the emission bandwidth shall be measured using one of the options below:	
	☒	Refer as FCC KDB 789033, clause C for EBW and clause D for OBW measurement.
	☐	Refer as ANSI C63.10, clause 6.9.1 for occupied bandwidth testing.
	☐	Refer as IC RSS-Gen, clause 4.6 for bandwidth testing.

3.2.4 Test Setup

Emission Bandwidth

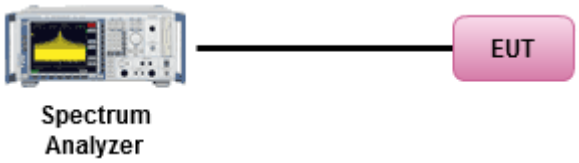

3.2.5 Test Result of Emission Bandwidth

Refer as Appendix B

3.3 Maximum Output Power

3.3.1 Limit

Maximum Output Power Limit	
UNII Devices	
☒	For the 5.15-5.25 GHz band:
	▪ Outdoor AP: the maximum conducted output power (P_{Out}) shall not exceed the lesser of 1 W. If G_{TX} > 6 dBi, then P_{Out} = 30 – (G_{TX} – 6). e.i.r.p. at any elevation angle above 30 degrees ≤ 125mW [21dBm]
	▪ Indoor AP: the maximum conducted output power (P_{Out}) shall not exceed the lesser of 1 W. If G_{TX} > 6 dBi, then P_{Out} = 30 – (G_{TX} – 6)
	▪ Point-to-point AP: the maximum conducted output power (P_{Out}) shall not exceed the lesser of 1 W If G_{TX} > 23 dBi, then P_{Out} = 30 – (G_{TX} – 23).
	▪ Mobile or Portable Client: the maximum conducted output power (P_{Out}) shall not exceed the lesser of 250 mW. If G_{TX} > 6 dBi, then P_{Out} = 24 – (G_{TX} – 6).
☐	For the 5.25-5.35 GHz band, the maximum conducted output power (P_{Out}) shall not exceed the lesser of 250 mW or 11 dBm + 10 log B, where B is the 26 dB emission bandwidth in MHz. If G_{TX} > 6 dBi, then P_{Out} = 24 – (G_{TX} – 6).
☐	For the 5.47-5.725 GHz band, the maximum conducted output power (P_{Out}) shall not exceed the lesser of 250 mW or 11 dBm + 10 log B, where B is the 26 dB emission bandwidth in MHz. If G_{TX} > 6 dBi, then P_{Out} = 24 – (G_{TX} – 6).
☒	For the 5.725-5.85 GHz band:
	▪ Point-to-multipoint systems (P2M): the maximum conducted output power (P_{Out}) shall not exceed the lesser of 1 W. If G_{TX} > 6 dBi, then P_{Out} = 30 – (G_{TX} – 6).
	▪ Point-to-point systems (P2P): the maximum conducted output power (P_{Out}) shall not exceed the lesser of 1 W.
Maximum EIRP Limit	
☐	For the 5.85-5.895 GHz band:
	▪ Indoor AP & subordinate device < 36 dBm
	▪ Client device < 30 dBm
LE-LAN Devices	
☐	For the 5.15-5.25 GHz band, the maximum e.i.r.p. shall not exceed 200 mW or 10 + 10 log B, dBm, whichever power is less. B is the 99% emission bandwidth in MHz.
☐	For the 5.25-5.35 GHz band, the maximum e.i.r.p. shall not exceed 1.0 W or 17 + 10 log B, dBm, whichever power is less. B is the 99% emission bandwidth in MHz
☐	For the 5.47-5.6 GHz band and 5.65-5.725 GHz band, the maximum e.i.r.p. shall not exceed 1.0 W or 17 + 10 log B, dBm, whichever power is less. B is the 99% emission bandwidth in MHz
☐	For the 5.725-5.85 GHz band:
	▪ Point-to-multipoint systems (P2M): the maximum conducted output power (P_{Out}) shall not exceed the lesser of 1 W. If G_{TX} > 6 dBi, then P_{Out} = 30 – (G_{TX} – 6).
	▪ Point-to-point systems (P2P): the maximum conducted output power (P_{Out}) shall not exceed the

	lesser of 1 W.
P_{Out} = maximum conducted output power in dBm, G_{TX} = the maximum transmitting antenna directional gain in dBi.	

3.3.2 Measuring Instruments

Refer a test equipment and calibration data table in this test report.

3.3.3 Test Procedures

Test Method	
▪ Maximum Conducted Output Power	
	Average over on/off periods with duty factor
	☐ Refer as FCC KDB 789033, clause E Method SA-2 (spectral trace averaging).
	☐ Refer as FCC KDB 789033, clause E Method SA-2 Alt. (RMS detection with slow sweep speed)
	Wideband RF power meter and average over on/off periods with duty factor
	☒ Refer as FCC KDB 789033, clause E Method PM-G (using an RF average power meter).
▪ For conducted measurement.	
	▪ If the EUT supports multiple transmit chains using options given below: Refer as FCC KDB 662911, In-band power measurements. Using the measure-and-sum approach, measured all transmit ports individually. Sum the power (in linear power units e.g., mW) of all ports for each individual sample and save them.
	▪ If multiple transmit chains, EIRP calculation could be following as methods: $P_{total} = P_1 + P_2 + \ldots + P_n$ (calculated in linear unit [mW] and transfer to log unit [dBm]) $EIRP_{total} = P_{total} + DG$

3.3.4 Test Setup

RF Output Power (Power Meter)

3.3.5 Test Result of Maximum Output Power

Refer as Appendix C

3.4 Power Spectral Density

3.4.1 Limit

Peak Power Spectral Density Limit	
UNII Devices	
☒	For the 5.15-5.25 GHz band:
	▪ Outdoor AP: the peak power spectral density (PPSD) shall not exceed the lesser of 17dBm/MHz. If G_{TX} > 6 dBi, then P_{Out} = 17 – (G_{TX} – 6).
	▪ Indoor AP: the peak power spectral density (PPSD) shall not exceed the lesser of 17dBm/MHz. If G_{TX} > 6 dBi, then P_{Out} = 17 – (G_{TX} – 6).
	▪ Point-to-point AP: the peak power spectral density (PPSD) shall not exceed the lesser of 17dBm/MHz. If G_{TX} > 23 dBi, then P_{Out} = 17 – (G_{TX} – 23).
	▪ Mobile or Portable Client: the peak power spectral density (PPSD) ≤ 11 dBm/MHz. If G_{TX} > 6 dBi, then PPSD= 11 – (G_{TX} – 6)..
☐	For the 5.25-5.35 GHz band, the peak power spectral density (PPSD) ≤ 11 dBm/MHz. If G_{TX} > 6 dBi, then PPSD= 11 – (G_{TX} – 6).
☐	For the 5.47-5.725 GHz band, the peak power spectral density (PPSD) ≤ 11 dBm/MHz. If G_{TX} > 6 dBi, then PPSD= 11 – (G_{TX} – 6).
☒	For the 5.725-5.85 GHz band:
	▪ Point-to-multipoint systems (P2M): the peak power spectral density (PPSD) ≤ 30 dBm/500kHz. If G_{TX} > 6 dBi, then PPSD= 30 – (G_{TX} – 6).
	▪ Point-to-point systems (P2P): the peak power spectral density (PPSD) ≤ 30 dBm/500kHz.
EIRP Power Spectral Density Limit	
☐	For the 5.85-5.895 GHz band:
	▪ Indoor AP & subordinate device < 20dBm/MHz
	▪ Client device < 14dBm/MHz
LE-LAN Devices	
☐	For the 5.15-5.25 GHz band, the e.i.r.p. peak power spectral density (PPSD) ≤ 10 dBm/MHz.
☐	For the 5.25-5.35 GHz band, the peak power spectral density (PPSD) ≤ 11 dBm/MHz.
	▪ e.i.r.p. greater than 200 mW shall comply with the following e.i.r.p. at different elevations, where θ is the angle above the local horizontal plane (of the Earth) as shown below: -13 dBW/MHz for 0° ≤ θ < 8° ; -13 − 0.716 (θ-8) dBW/MHz for 8° ≤ θ < 40° -35.9 − 1.22 (θ-40) dBW/MHz for 40° ≤ θ ≤ 45° ; -42 dBW/MHz for θ > 45°
☐	For the 5.47-5.6 GHz band and 5.65-5.725 GHz band, the peak power spectral density (PPSD) ≤ 11 dBm/MHz.
☐	For the 5.725-5.85 GHz band:
	▪ Point-to-multipoint systems (P2M): the peak power spectral density (PPSD) ≤ 30 dBm/500kHz. If G_{TX} > 6 dBi, then PPSD= 30 – (G_{TX} – 6).
	▪ Point-to-point systems (P2P): the peak power spectral density (PPSD) ≤ 30 dBm/500kHz.
PPSD = peak power spectral density that he same method as used to determine the conducted output	

power shall be used to determine the power spectral density. And power spectral density in dBm/MHz **G_{TX}** = the maximum transmitting antenna directional gain in dBi.

3.4.2 Measuring Instruments

Refer a test equipment and calibration data table in this test report.

3.4.3 Test Procedures

Test Method		
▪ Peak power spectral density procedures that the same method as used to determine the conducted output power shall be used to determine the peak power spectral density and use the peak search function on the spectrum analyzer to find the peak of the spectrum. For the peak power spectral density shall be measured using below options:		
	☐ Refer as FCC KDB 789033, F)5) power spectral density can be measured using resolution bandwidths < 1 MHz provided that the results are integrated over 1 MHz bandwidth	
	[duty cycle ≥ 98% or external video / power trigger]	
	☒ Refer as FCC KDB 789033, clause E Method SA-1 (spectral trace averaging).	
	☐ Refer as FCC KDB 789033, clause E Method SA-1 Alt. (RMS detection with slow sweep speed)	
	duty cycle < 98% and average over on/off periods with duty factor	
	☒ Refer as FCC KDB 789033, clause E Method SA-2 (spectral trace averaging).	
	☐ Refer as FCC KDB 789033, clause E Method SA-2 Alt. (RMS detection with slow sweep speed)	
▪ For conducted measurement.		
	▪ If the EUT supports multiple transmit chains using options given below:	
		☒ Option 1: Measure and sum the spectra across the outputs. Refer as FCC KDB 662911, In-band power spectral density (PSD). Sample all transmit ports simultaneously using a spectrum analyzer for each transmit port. Where the trace bin-by-bin of each transmit port summing can be performed. (i.e., in the first spectral bin of output 1 is summed with that in the first spectral bin of output 2 and that from the first spectral bin of output 3, and so on up to the NTX output to obtain the value for the first frequency bin of the summed spectrum.). Add up the amplitude (power) values for the different transmit chains and use this as the new data trace.
		☐ Option 2: Measure and sum spectral maxima across the outputs. With this technique, spectra are measured at each output of the device at the required resolution bandwidth. The maximum value (peak) of each spectrum is determined. These maximum values are then summed mathematically in linear power units across the outputs. These operations shall be performed separately over frequency spans that have different out-of-band or spurious emission limits,
		☐ Option 3: Measure and add 10 log(N) dB, where N is the number of transmit chains. Refer as FCC KDB 662911, In-band power spectral density (PSD). Performed at each transmit chains and each transmit chains shall be compared with the limit have been reduced with 10 log(N). Or each transmit chains shall be add 10 log(N) to compared with the limit.
	▪	If multiple transmit chains, EIRP PPSD calculation could be following as methods: $PPSD_{total} = PPSD_1 + PPSD_2 + \ldots + PPSD_n$ (calculated in linear unit [mW] and transfer to log unit [dBm]) $EIRP_{total} = PPSD_{total} + DG$

3.4.4 Test Setup

Power Spectral Density

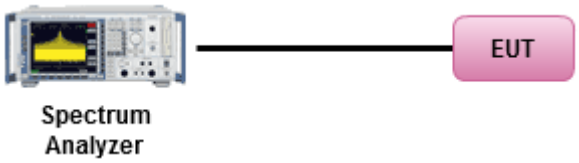

3.4.5 Test Result of Power Spectral Density

Refer as Appendix D

3.5 Unwanted Emissions

3.5.1 Transmitter Unwanted Emissions Limit

Unwanted emissions below 1 GHz and restricted band emissions above 1GHz limit			
Frequency Range (MHz)	**Field Strength (uV/m)**	**Field Strength (dBuV/m)**	**Measure Distance (m)**
0.009~0.490	2400/F(kHz)	48.5 - 13.8	300
0.490~1.705	24000/F(kHz)	33.8 - 23	30
1.705~30.0	30	29	30
30~88	100	40	3
88~216	150	43.5	3
216~960	200	46	3
Above 960	500	54	3

Note 1: Test distance for frequencies at or above 30 MHz, measurements may be performed at a distance other than the limit distance provided they are not performed in the near field and the emissions to be measured can be detected by the measurement equipment. When performing measurements at a distance other than that specified, the results shall be extrapolated to the specified distance using an extrapolation factor of 20 dB/decade (inverse of linear distance for field-strength measurements, inverse of linear distance-squared for power-density measurements).

Note 2: Test distance for frequencies at below 30 MHz, measurements may be performed at a distance closer than the EUT limit distance; however, an attempt should be made to avoid making measurements in the near field. When performing measurements below 30 MHz at a closer distance than the limit distance, the results shall be extrapolated to the specified distance by either making measurements at a minimum of two or more distances on at least one radial to determine the proper extrapolation factor or by using the square of an inverse linear distance extrapolation factor (40 dB/decade). The test report shall specify the extrapolation method used to determine compliance of the EUT.

Note 3: Using the distance of 1m during the test for above 18 GHz, and the test value to correct for the distance factor at 3m.

Un-restricted band emissions above 1GHz Limit	
Operating Band	**Limit**
☒ 5.15 - 5.25 GHz	e.i.r.p. -27 dBm [68.2 dBuV/m@3m]
☐ 5.25 - 5.35 GHz	e.i.r.p. -27 dBm [68.2 dBuV/m@3m]
☐ 5.47 - 5.725 GHz	e.i.r.p. -27 dBm [68.2 dBuV/m@3m]
☒ 5.725 - 5.85 GHz	all emissions shall be limited to a level of -27 dBm/MHz at 75 MHz or more above or below the band edge increasing linearly to 10 dBm/MHz at 25 MHz above or below the band edge, and from 25 MHz above or below the band edge increasing linearly to a level of 15.6 dBm/MHz at 5 MHz above or below the band edge, and from 5 MHz above or below the band edge increasing linearly to a level of 27 dBm/MHz at the band edge.
☐ 5.85 - 5.895 GHz	(i) For an indoor access point or subordinate device, all emissions at or above 5.895 GHz shall not exceed an e.i.r.p. of 15 dBm/MHz and shall decrease linearly to an e.i.r.p. of - 7 dBm/MHz at or above 5.925 GHz. (ii) For a client device, all emissions at or above 5.895 GHz shall not exceed an

	e.i.r.p. of -5 dBm/MHz and shall decrease linearly to an e.i.r.p. of -27 dBm/MHz at or above 5.925 GHz. (iii) For a client device or indoor access point or subordinate device, all emissions below 5.725 GHz shall not exceed an e.i.r.p. of -27 dBm/MHz at 5.65 GHz increasing linearly to 10 dBm/ MHz at 5.7 GHz, and from 5.7 GHz increasing linearly to a level of 15.6 dBm/MHz at 5.72 GHz, and from 5.72 GHz increasing linearly to a level of 27 dBm/MHz at 5.725 GHz.
Note 1: Measurements may be performed at a distance other than the limit distance provided they are not performed in the near field and the emissions to be measured can be detected by the measurement equipment. When performing measurements at a distance other than that specified, the results shall be extrapolated to the specified distance using an extrapolation factor of 20 dB/decade (inverse of linear distance for field-strength measurements, inverse of linear distance-squared for power-density measurements).	

3.5.2 Measuring Instruments

Refer a test equipment and calibration data table in this test report.

3.5.3 Test Procedures

Test Method			
▪ Measurements may be performed at a distance other than the limit distance provided they are not performed in the near field and the emissions to be measured can be detected by the measurement equipment. Measurements shall not be performed at a distance greater than 30 m for frequencies above 30 MHz, unless it can be further demonstrated that measurements at a distance of 30 m or less are impractical. When performing measurements at a distance other than that specified, the results shall be extrapolated to the specified distance using an extrapolation factor of 20 dB/decade (inverse of linear distance for field-strength measurements, inverse of linear distance-squared for power-density measurements).			
▪ The average emission levels shall be measured in [duty cycle ≥ 98 or duty factor].			
▪ For the transmitter unwanted emissions shall be measured using following options below:			
	▪ Refer as FCC KDB 789033, clause G)2) for unwanted emissions into non-restricted bands.		
	▪ Refer as FCC KDB 789033, clause G)1) for unwanted emissions into restricted bands.		
		☐ Refer as FCC KDB 789033, G)6) Method AD (Trace Averaging).	
		☒ Refer as FCC KDB 789033, G)6) Method VB (Reduced VBW).	
		☐ Refer as ANSI C63.10, clause 11.12.2.5.3 (Reduced VBW). VBW ≥ 1/T, where T is pulse time.	
		☐ Refer as ANSI C63.10, clause 7.5 average value of pulsed emissions.	
		☒ Refer as FCC KDB 789033, clause G)5) measurement procedure peak limit.	
		☐ Refer as ANSI C63.10, clause 4.1.4.2.2 measurement procedure peak limit.	
▪ For radiated measurement.			
	▪ Refer as ANSI C63.10, clause 6.4 for radiated emissions below 30 MHz and test distance is 3m.		
	▪ Refer as ANSI C63.10, clause 6.5 for radiated emissions 30 MHz to 1 GHz and test distance is 3m.		
	▪ Refer as ANSI C63.10, clause 6.6 for radiated emissions above 1GHz.		
▪ The any unwanted emissions level shall not exceed the fundamental emission level.			

Test Method
▪ All amplitude of spurious emissions that are attenuated by more than 20 dB below the permissible value has no need to be reported.

3.5.4 Test Setup

Transmitter Radiated Unwanted Emissions
9kHz ~30MHz
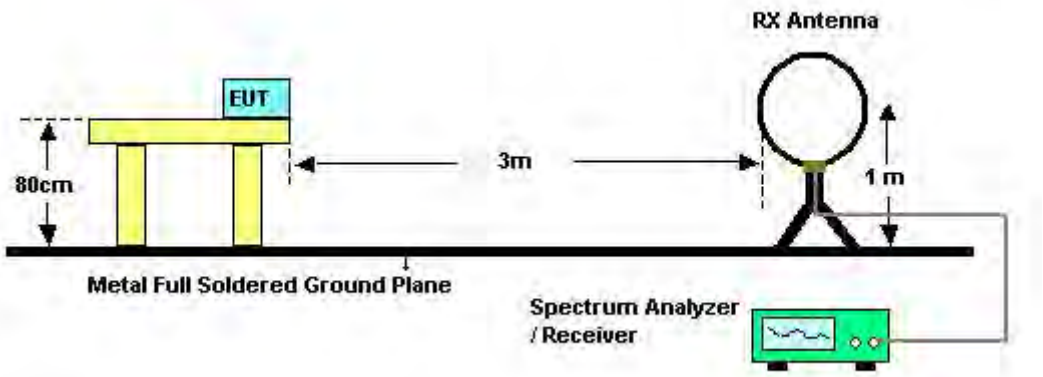
30MHz~1GHz
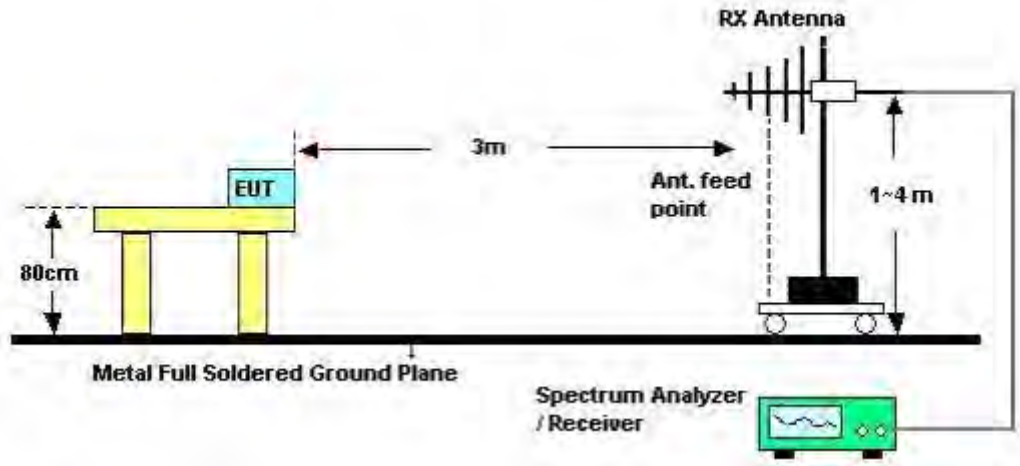

s

Above 1GHz

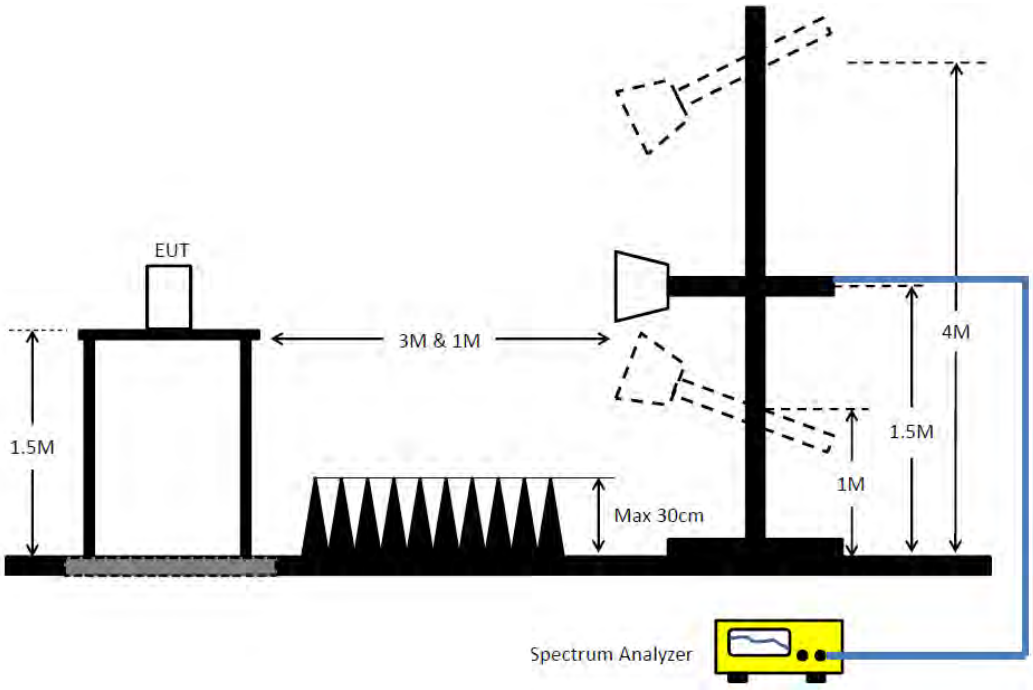

3.5.5 Measurement Results Calculation

The measured Level is calculated using:
Corrected Reading: Antenna factor (AF) + Cable loss (CL) + Read level (Raw) - Preamp factor (PA)(if applicable) = Level.

3.5.6 Transmitter Unwanted Emissions (Below 30MHz)

There is a comparison data of both open-field test site and alternative test site - semi-Anechoic chamber according to KDB414788 Radiated Test Site, and the result came out very similar.
All amplitude of spurious emissions that are attenuated by more than 20 dB below the permissible value has no need to be reported.
The radiated emissions were investigated from 9 kHz or the lowest frequency generated within the device, up to the 10th harmonic or 40 GHz, whichever is appropriate.

3.5.7 Test Result of Transmitter Unwanted Emissions

Refer as Appendix E

4 Test Equipment and Calibration Data

Instrument	Brand	Model No.	Serial No.	Characteristics	Calibration Date	Calibration Due Date	Remark
EMI Receiver	Agilent	N9038A	My52260123	9kHz ~ 8.4GHz	Mar. 03, 2021	Mar. 02, 2022	Conduction (CO01-CB)
LISN	F.C.C.	FCC-LISN-50-16-2	04083	150kHz ~ 100MHz	Jan. 06, 2021	Jan. 05, 2022	Conduction (CO01-CB)
LISN	Schwarzbeck	NSLK 8127	8127647	9kHz ~ 30MHz	Mar. 07, 2021	Mar. 06, 2022	Conduction (CO01-CB)
Pulse Limiter	Rohde&Schwarz	ESH3-Z2	100430	9kHz ~ 30MHz	Jan. 30, 2021	Jan. 29, 2022	Conduction (CO01-CB)
COND Cable	Woken	Cable	Low cable-CO01	9kHz ~ 30MHz	May 19, 2021	May 18, 2022	Conduction (CO01-CB)
Software	SPORTON	SENSE	V5.10	-	N.C.R.	N.C.R.	Conduction (CO01-CB)
Loop Antenna	Teseq	HLA 6120	24155	9kHz - 30 MHz	Apr. 14, 2021	Apr. 13, 2022	Radiation (10CH01-CB)
10m Semi Anechoic Chamber NSA	TDK	SAC-10M	10CH01-CB	30MHz~1GHz 10m,3m	Jan. 28, 2021	Jan. 27, 2022	Radiation (10CH01-CB)
Pre-Amplifier	Agilent	8447D	2944A10783	9kHz ~ 1.3GHz	Mar. 11, 2021	Mar. 10, 2022	Radiation (10CH01-CB)
Pre-Amplifier	Agilent	8447D	2944A10784	9kHz ~ 1.3GHz	Mar. 11, 2021	Mar. 10, 2022	Radiation (10CH01-CB)
Low Cable	Woken	SUCOFLEX 104	low cable-01	25MHz ~ 1GHz	Oct. 20, 2020	Oct. 19, 2021	Radiation (10CH01-CB)
High Cable	Woken	SUCOFLEX 104	low cable-02	25MHz ~ 1GHz	Oct. 20, 2020	Oct. 19, 2021	Radiation (10CH01-CB)
Bilog Antenna with 6dB Attenuator	Chase & EMCI	CBL6111A &N-6-06	1543 &AT-N0609	30MHz ~ 1GHz	Jul. 01, 2021	Jun. 30, 2022	Radiation (10CH01-CB)
EMI Receiver	Agilent	N9038A	MY52260140	9kHz ~ 8.4GHz	May 05, 2021	May 04, 2022	Radiation (10CH01-CB)
Spectrum Analyzer	Rohde&Schwarz	FSV30	101026	9kHz ~ 30GHz	Mar. 08, 2021	Mar. 07, 2022	Radiation (10CH01-CB)
Software	SPORTON	SENSE	V5.10	-	N.C.R.	N.C.R.	Radiation (10CH01-CB)
3m Semi Anechoic Chamber VSWR	TDK	SAC-3M	03CH01-CB	1GHz ~18GHz 3m	May 07, 2021	May 06, 2022	Radiation (03CH01-CB)
Horn Antenna	ETS-LINDGREN	3115	00075790	750MHz ~ 18GHz	Nov. 06, 2020	Nov. 05, 2021	Radiation (03CH01-CB)
Horn Antenna	Schwarzbeck	BBHA 9170	BBHA9170252	15GHz ~ 40GHz	Jul. 21, 2020	Jul. 20, 2021	Radiation (03CH01-CB)
Pre-Amplifier	Agilent	8449B	3008A02121	1GHz ~ 26.5GHz	May 20, 2021	May 19, 2022	Radiation (03CH01-CB)

Instrument	Brand	Model No.	Serial No.	Characteristics	Calibration Date	Calibration Due Date	Remark
Amplifier	-	-	TF-130N-R1	18GHz ~ 40GHz	Jun.15, 2021	Jun. 14, 2022	Radiation (03CH01-CB)
Spectrum Analyzer	R&S	FSP40	100056	9kHz ~ 40GHz	May 03, 2021	May 02, 2022	Radiation (03CH01-CB)
RF Cable-high	Woken	RG402	High Cable-16	1 GHz ~ 18 GHz	Oct. 05, 2020	Oct. 04, 2021	Radiation (03CH01-CB)
RF Cable-high	Woken	RG402	High Cable-16+17	1 GHz ~ 18 GHz	Oct. 05, 2020	Oct. 04, 2021	Radiation (03CH01-CB)
RF Cable-high	Woken	RG402	High Cable-40G#1	18GHz ~ 40 GHz	Jul. 15, 2021	Jul. 14, 2022	Radiation (03CH01-CB)
RF Cable-high	Woken	RG402	High Cable-40G#2	18GHz ~ 40 GHz	Jul. 15, 2021	Jul. 14, 2022	Radiation (03CH01-CB)
Test Software	SPORTON	SENSE	V5.10	-	N.C.R.	N.C.R.	Radiation (03CH01-CB)
Spectrum analyzer	R&S	FSV40	100979	9kHz~40GHz	May 21, 2021	May 20, 2022	Conducted (TH01-CB)
RF Cable-high	Woken	RG402	High Cable-06	1 GHz – 26.5 GHz	Oct. 05, 2020	Oct. 04, 2021	Conducted (TH01-CB)
RF Cable-high	Woken	RG402	High Cable-07	1 GHz –26.5 GHz	Oct. 05, 2020	Oct. 04, 2021	Conducted (TH01-CB)
RF Cable-high	Woken	RG402	High Cable-08	1 GHz –26.5 GHz	Oct. 05, 2020	Oct. 04, 2021	Conducted (TH01-CB)
RF Cable-high	Woken	RG402	High Cable-09	1 GHz –26.5 GHz	Oct. 05, 2020	Oct. 04, 2021	Conducted (TH01-CB)
RF Cable-high	Woken	RG402	High Cable-10	1 GHz –26.5 GHz	Oct. 05, 2020	Oct. 04, 2021	Conducted (TH01-CB)
RF Cable-high	Woken	RG402	High Cable-30	1 GHz –26.5 GHz	Oct. 05, 2020	Oct. 04, 2021	Conducted (TH01-CB)
Cable	Woken	RG402	low Cable-30	9 kHz –1 GHz	Apr. 06, 2021	Apr. 05, 2022	Conducted (TH01-CB)
Power Sensor	Agilent	E9327A	US40442088	50MHz~18GHz	Feb. 23, 2021	Feb. 22, 2022	Conducted (TH01-CB)
Power Meter	Agilent	E4416A	GB41291199	50MHz~18GHz	Feb. 23, 2021	Feb. 22, 2022	Conducted (TH01-CB)
Test Software	SPORTON	SENSE	V5.10	-	N.C.R.	N.C.R.	Conducted (TH01-CB)

Note: Calibration Interval of instruments listed above is one year.

NCR means Non-Calibration required.

Summary

Mode	Result	Type	Freq (Hz)	Level (dBuV)	Limit (dBuV)	Margin (dB)	Condition
Mode 1	Pass	QP	442.5k	43.81	57.01	-13.20	Neutral

Mode 1

20/07/2021

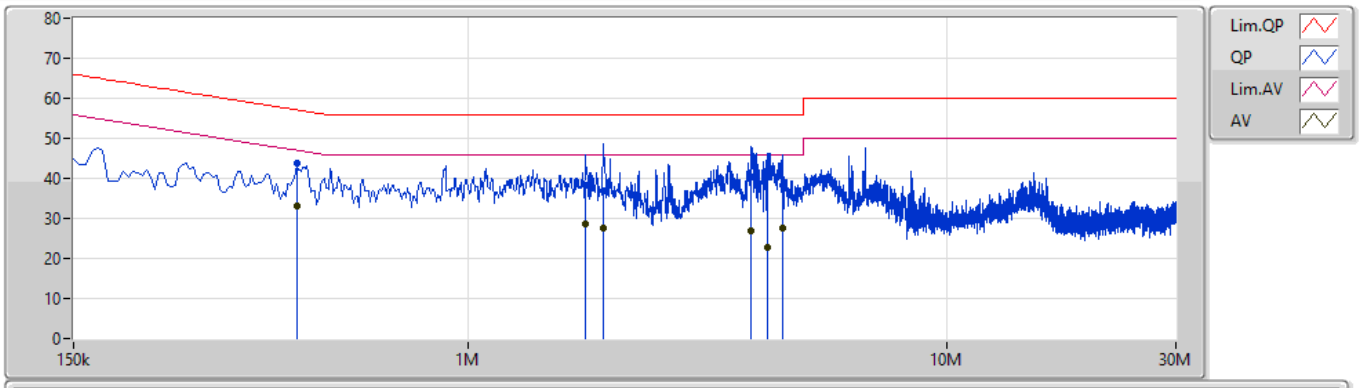

Type	Freq	Level	Limit	Margin	Factor	Condition	Comment	Raw	LISN	CL	AT
	(Hz)	(dBuV)	(dBuV)	(dB)	(dB)			(dBuV)	(dB)	(dB)	(dB)
QP	438k	43.83	57.11	-13.28	9.90	Line	"Worst"	33.93	0.04	0.04	9.82
AV	438k	33.20	47.11	-13.91	9.90	Line	-	23.30	0.04	0.04	9.82
QP	1.757M	38.17	56.00	-17.83	9.96	Line	-	28.21	0.08	0.06	9.82
AV	1.757M	28.61	46.00	-17.39	9.96	Line	-	18.65	0.08	0.06	9.82
QP	1.914M	36.84	56.00	-19.16	9.98	Line	-	26.86	0.09	0.07	9.82
AV	1.914M	27.59	46.00	-18.41	9.98	Line	-	17.61	0.09	0.07	9.82
QP	3.894M	40.18	56.00	-15.82	10.12	Line	-	30.06	0.13	0.12	9.87
AV	3.894M	26.91	46.00	-19.09	10.12	Line	-	16.79	0.13	0.12	9.87
QP	4.205M	40.47	56.00	-15.53	10.12	Line	-	30.35	0.13	0.12	9.87
AV	4.205M	22.71	46.00	-23.29	10.12	Line	-	12.59	0.13	0.12	9.87
QP	4.52M	38.20	56.00	-17.80	10.14	Line	-	28.06	0.14	0.13	9.87
AV	4.52M	27.45	46.00	-18.55	10.14	Line	-	17.31	0.14	0.13	9.87

Mode 1

20/07/2021

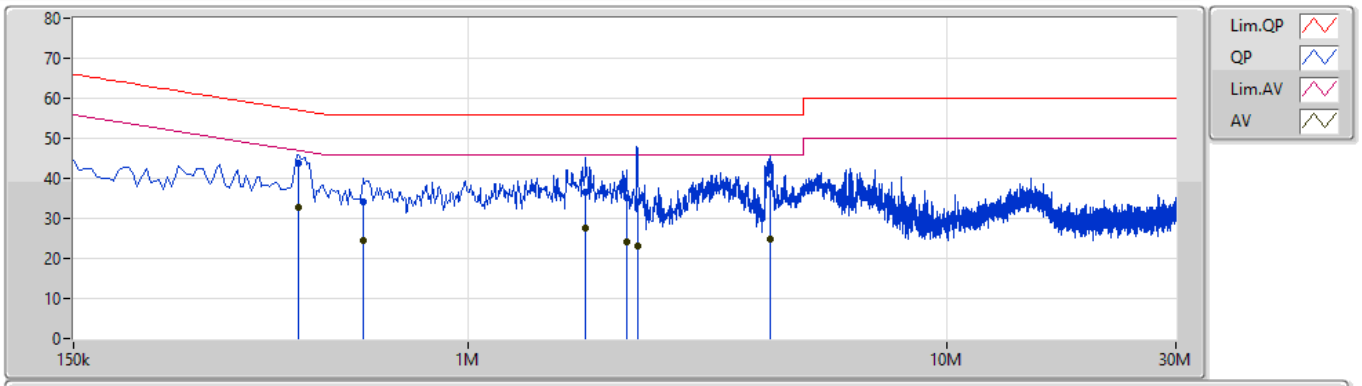

Type	Freq	Level	Limit	Margin	Factor	Condition	Comment	Raw	LISN	CL	AT
	(Hz)	(dBuV)	(dBuV)	(dB)	(dB)			(dBuV)	(dB)	(dB)	(dB)
QP	442.5k	43.81	57.01	-13.20	9.89	Neutral	"Worst"	33.92	0.03	0.04	9.82
AV	442.5k	32.77	47.01	-14.24	9.89	Neutral	-	22.88	0.03	0.04	9.82
QP	604.5k	34.21	56.00	-21.79	9.90	Neutral	-	24.31	0.04	0.04	9.82
AV	604.5k	24.64	46.00	-21.36	9.90	Neutral	-	14.74	0.04	0.04	9.82
QP	1.757M	36.64	56.00	-19.36	9.95	Neutral	-	26.69	0.07	0.06	9.82
AV	1.757M	27.60	46.00	-18.40	9.95	Neutral	-	17.65	0.07	0.06	9.82
QP	2.139M	35.08	56.00	-20.92	9.96	Neutral	-	25.12	0.07	0.07	9.82
AV	2.139M	24.01	46.00	-21.99	9.96	Neutral	-	14.05	0.07	0.07	9.82
QP	2.252M	34.24	56.00	-21.76	9.99	Neutral	-	24.25	0.08	0.08	9.83
AV	2.252M	23.09	46.00	-22.91	9.99	Neutral	-	13.10	0.08	0.08	9.83
QP	4.272M	38.78	56.00	-17.22	10.10	Neutral	-	28.68	0.11	0.12	9.87
AV	4.272M	24.96	46.00	-21.04	10.10	Neutral	-	14.86	0.11	0.12	9.87

Summary

Mode	Max-N dB (Hz)	Max-OBW (Hz)	ITU-Code	Min-N dB (Hz)	Min-OBW (Hz)
5.15-5.25GHz	-	-	-	-	-
802.11a_Nss1,(6Mbps)_4TX	19.86M	16.612M	16M6D1D	18.84M	16.222M
802.11ax HEW20_Nss1,(MCS0)_4TX	21.87M	19.04M	19M0D1D	20.58M	18.711M
802.11ax HEW40_Nss1,(MCS0)_4TX	41.04M	38.021M	38M0D1D	40.26M	37.661M
802.11ax HEW80_Nss1,(MCS0)_4TX	82.32M	77.361M	77M4D1D	81.6M	76.522M
5.725-5.85GHz	-	-	-	-	-
802.11a_Nss1,(6Mbps)_4TX	16.35M	18.231M	18M2D1D	13.17M	16.252M
802.11ax HEW20_Nss1,(MCS0)_4TX	19.02M	19.31M	19M3D1D	13.89M	18.861M
802.11ax HEW40_Nss1,(MCS0)_4TX	37.68M	38.561M	38M6D1D	36.06M	38.081M
802.11ax HEW80_Nss1,(MCS0)_4TX	77.88M	77.721M	77M7D1D	75M	77.361M

Max-N dB = Maximum 6dB down bandwidth for 5.725-5.85GHz band / Maximum 26dB down bandwidth for other band;
Max-OBW = Maximum 99% occupied bandwidth;
Min-N dB = Minimum 6dB down bandwidth for 5.725-5.85GHz band / Maximum 26dB down bandwidth for other band;
Min-OBW = Minimum 99% occupied bandwidth

Result

Mode	Result	Limit (Hz)	Port 1-N dB (Hz)	Port 1-OBW (Hz)	Port 2-N dB (Hz)	Port 2-OBW (Hz)	Port 3-N dB (Hz)	Port 3-OBW (Hz)	Port 4-N dB (Hz)	Port 4-OBW (Hz)
802.11a_Nss1,(6Mbps)_4TX	-	-	-	-	-	-	-	-	-	-
5180MHz	Pass	Inf	19.77M	16.612M	19.56M	16.552M	19.05M	16.342M	19.41M	16.432M
5200MHz	Pass	Inf	18.96M	16.222M	18.84M	16.282M	19.86M	16.552M	19.32M	16.432M
5240MHz	Pass	Inf	19.02M	16.282M	19.47M	16.462M	19.71M	16.492M	19.41M	16.432M
5745MHz	Pass	500k	15.69M	16.732M	16.32M	16.642M	16.35M	17.001M	15.66M	16.492M
5785MHz	Pass	500k	13.17M	16.462M	15.09M	16.252M	14.97M	16.552M	16.29M	16.462M
5825MHz	Pass	500k	15.69M	17.361M	15.27M	16.582M	15.48M	18.231M	16.02M	16.792M
802.11ax HEW20_Nss1,(MCS0)_4TX	-	-	-	-	-	-	-	-	-	-
5180MHz	Pass	Inf	21.33M	19.04M	20.97M	18.861M	21.03M	18.861M	21.24M	18.951M
5200MHz	Pass	Inf	20.82M	18.711M	21.87M	19.04M	21.6M	19.01M	20.94M	18.891M
5240MHz	Pass	Inf	20.58M	18.741M	21.24M	18.981M	21.39M	18.981M	21.18M	18.921M
5745MHz	Pass	500k	13.89M	19.07M	19.02M	19.13M	18.93M	19.19M	18.99M	19.04M
5785MHz	Pass	500k	14.79M	19.01M	18.96M	19.07M	18.99M	19.19M	18.6M	18.891M
5825MHz	Pass	500k	16.89M	19.13M	19.02M	19.31M	18.27M	19.16M	17.67M	18.861M
802.11ax HEW40_Nss1,(MCS0)_4TX	-	-	-	-	-	-	-	-	-	-
5190MHz	Pass	Inf	40.26M	37.721M	40.62M	37.781M	40.62M	37.901M	41.04M	37.841M
5230MHz	Pass	Inf	40.68M	37.961M	40.32M	37.661M	40.74M	37.901M	40.92M	38.021M
5755MHz	Pass	500k	36.36M	38.201M	37.56M	38.141M	36.54M	38.561M	37.68M	38.081M
5795MHz	Pass	500k	36.06M	38.201M	37.44M	38.141M	36.42M	38.321M	37.44M	38.081M
802.11ax HEW80_Nss1,(MCS0)_4TX	-	-	-	-	-	-	-	-	-	-
5210MHz	Pass	Inf	82.08M	77.241M	81.6M	76.522M	81.72M	77.241M	82.32M	77.361M
5775MHz	Pass	500k	75M	77.361M	75.72M	77.721M	75.84M	77.721M	77.88M	77.361M

Port X-N dB = Port X 6dB down bandwidth for 5.725-5.85GHz band / 26dB down bandwidth for other band
Port X-OBW = Port X 99% occupied bandwidth

802.11a_Nss1,(6Mbps)_4TX EBW

5180MHz

20/07/2021

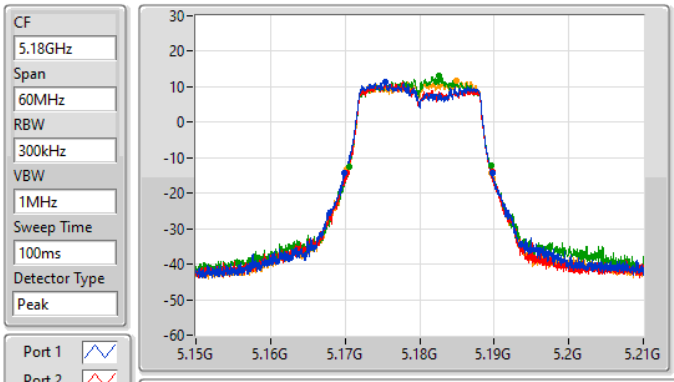

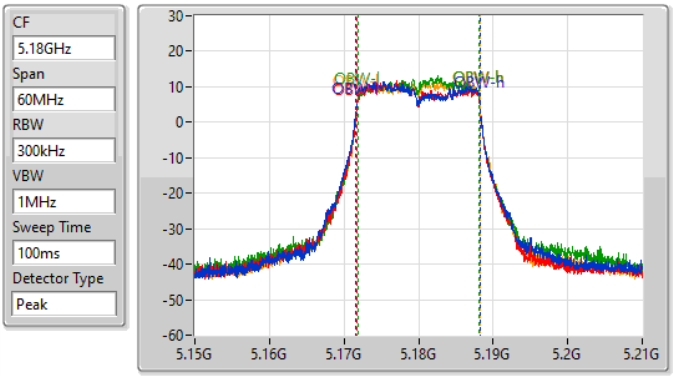

26dB(Hz)	Fl-26dB(Hz)	Fh-26dB(Hz)	OBW(Hz)	Fl-OBW(Hz)	Fh-OBW(Hz)	Limit(Hz)	Port
19.77M	5.16995G	5.18972G	16.612M	5.171634G	5.188246G	Inf	1
19.56M	5.17016G	5.18972G	16.552M	5.171694G	5.188246G	Inf	2
19.05M	5.17049G	5.18954G	16.342M	5.171814G	5.188156G	Inf	3
19.41M	5.17028G	5.18969G	16.432M	5.171784G	5.188216G	Inf	4

802.11a_Nss1,(6Mbps)_4TX EBW

5200MHz

20/07/2021

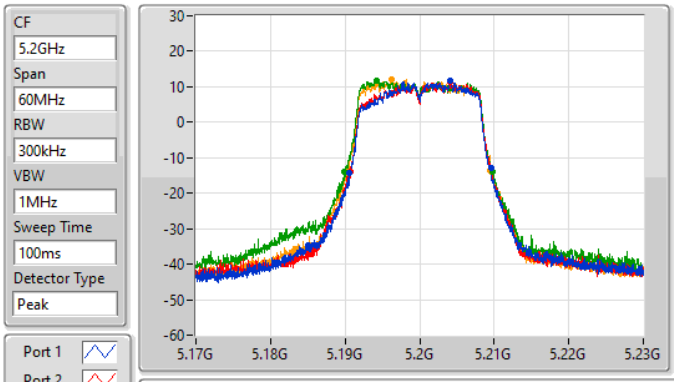

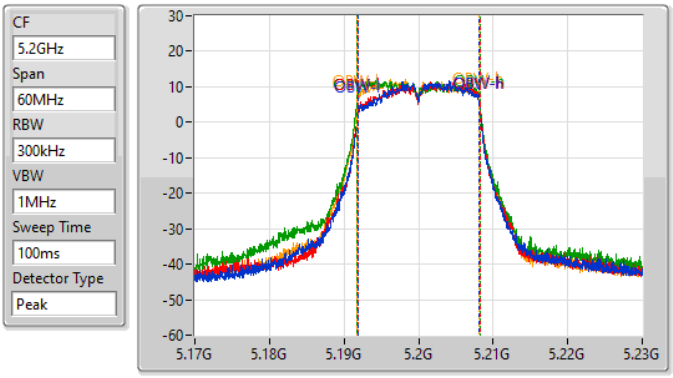

26dB(Hz)	Fl-26dB(Hz)	Fh-26dB(Hz)	OBW(Hz)	Fl-OBW(Hz)	Fh-OBW(Hz)	Limit(Hz)	Port
18.96M	5.19064G	5.2096G	16.222M	5.191964G	5.208186G	Inf	1
18.84M	5.1907G	5.20954G	16.282M	5.191934G	5.208216G	Inf	2
19.86M	5.18992G	5.20978G	16.552M	5.191664G	5.208216G	Inf	3
19.32M	5.19016G	5.20948G	16.432M	5.191754G	5.208186G	Inf	4

802.11a_Nss1,(6Mbps)_4TX EBW

5240MHz

20/07/2021

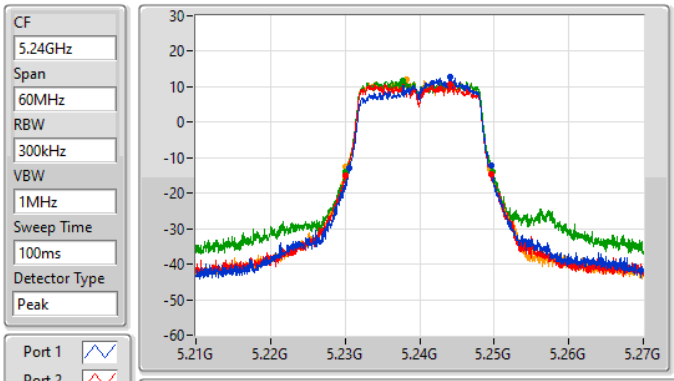

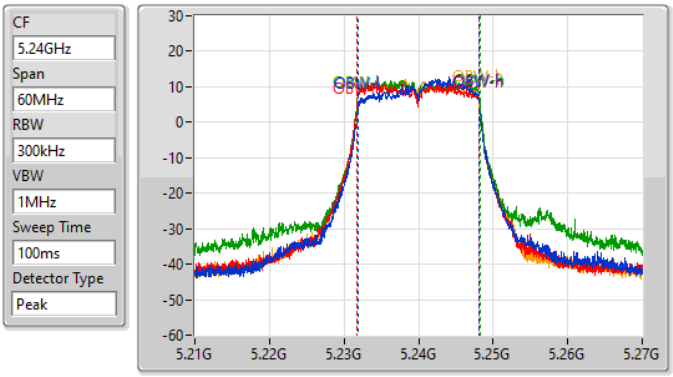

26dB(Hz)	Fl-26dB(Hz)	Fh-26dB(Hz)	OBW(Hz)	Fl-OBW(Hz)	Fh-OBW(Hz)	Limit(Hz)	Port
19.02M	5.23052G	5.24954G	16.282M	5.231874G	5.248156G	Inf	1
19.47M	5.2301G	5.24957G	16.462M	5.231694G	5.248156G	Inf	2
19.71M	5.2301G	5.24981G	16.492M	5.231724G	5.248216G	Inf	3
19.41M	5.23004G	5.24945G	16.432M	5.231724G	5.248156G	Inf	4

802.11a_Nss1,(6Mbps)_4TX EBW

5745MHz

20/07/2021

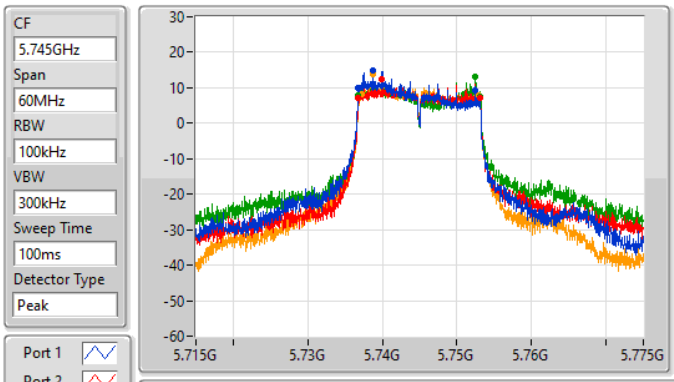

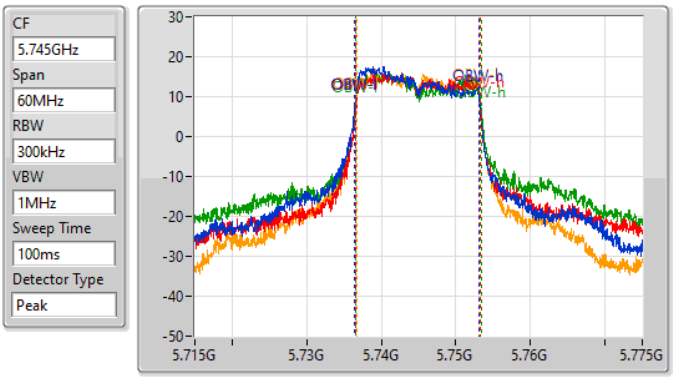

6dB(Hz)	Fl-6dB(Hz)	Fh-6dB(Hz)	OBW(Hz)	Fl-OBW(Hz)	Fh-OBW(Hz)	Limit(Hz)	Port
15.69M	5.73681G	5.7525G	16.732M	5.736424G	5.753156G	500k	1
16.32M	5.73681G	5.75313G	16.642M	5.736604G	5.753246G	500k	2
16.35M	5.73681G	5.75316G	17.001M	5.736484G	5.753486G	500k	3
15.66M	5.7372G	5.75286G	16.492M	5.736664G	5.753156G	500k	4

802.11a_Nss1,(6Mbps)_4TX EBW

5785MHz

20/07/2021

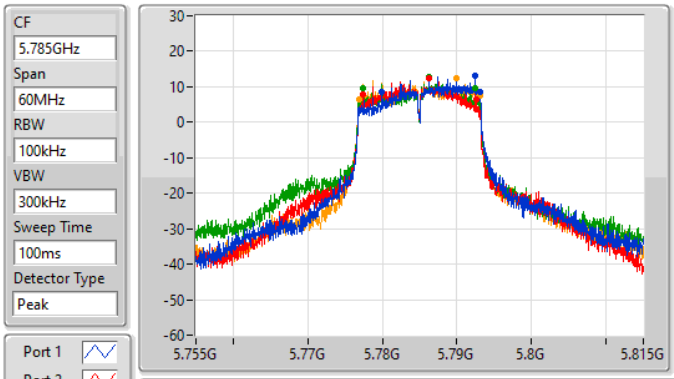

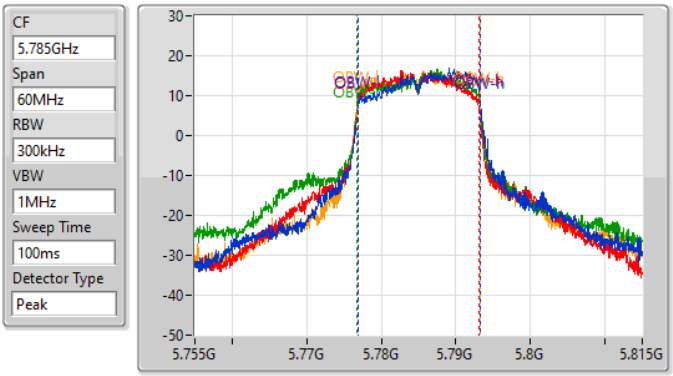

6dB(Hz)	Fl-6dB(Hz)	Fh-6dB(Hz)	OBW(Hz)	Fl-OBW(Hz)	Fh-OBW(Hz)	Limit(Hz)	Port
13.17M	5.77996G	5.79313G	16.462M	5.776874G	5.793336G	500k	1
15.09M	5.77744G	5.79253G	16.252M	5.776814G	5.793066G	500k	2
14.97M	5.77747G	5.79244G	16.552M	5.776664G	5.793216G	500k	3
16.29M	5.77684G	5.79313G	16.462M	5.776784G	5.793246G	500k	4

802.11a_Nss1,(6Mbps)_4TX EBW

5825MHz

20/07/2021

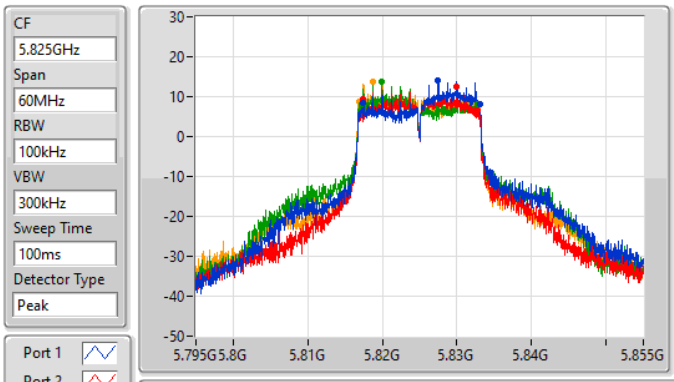

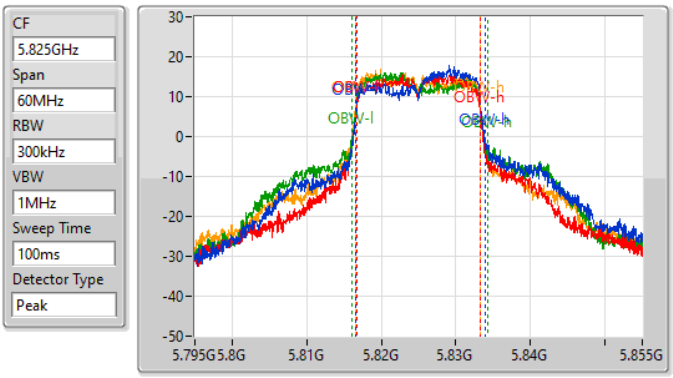

6dB(Hz)	Fl-6dB(Hz)	Fh-6dB(Hz)	OBW(Hz)	Fl-OBW(Hz)	Fh-OBW(Hz)	Limit(Hz)	Port
15.69M	5.81744G	5.83313G	17.361M	5.816634G	5.833996G	500k	1
15.27M	5.81744G	5.83271G	16.582M	5.816724G	5.833306G	500k	2
15.48M	5.81723G	5.83271G	18.231M	5.816094G	5.834325G	500k	3
16.02M	5.81684G	5.83286G	16.792M	5.816514G	5.833306G	500k	4

802.11ax HEW20_Nss1,(MCS0)_4TX EBW

5180MHz

20/07/2021

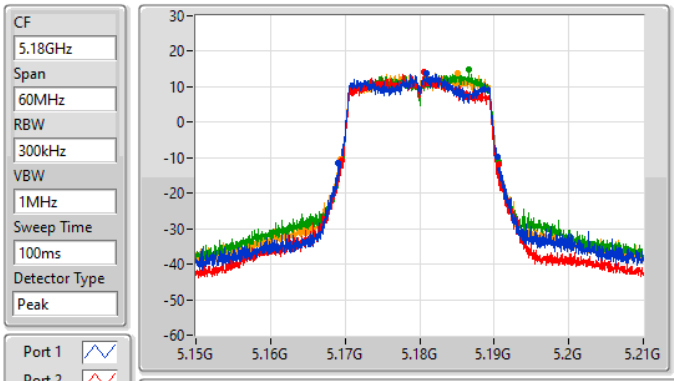

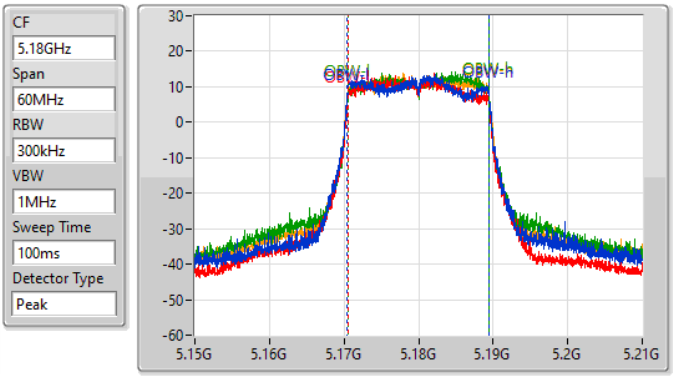

26dB(Hz)	Fl-26dB(Hz)	Fh-26dB(Hz)	OBW(Hz)	Fl-OBW(Hz)	Fh-OBW(Hz)	Limit(Hz)	Port
21.33M	5.16911G	5.19044G	19.04M	5.170435G	5.189475G	Inf	1
20.97M	5.16959G	5.19056G	18.861M	5.170525G	5.189385G	Inf	2
21.03M	5.16953G	5.19056G	18.861M	5.170555G	5.189415G	Inf	3
21.24M	5.16941G	5.19065G	18.951M	5.170495G	5.189445G	Inf	4

802.11ax HEW20_Nss1,(MCS0)_4TX EBW

5200MHz

20/07/2021

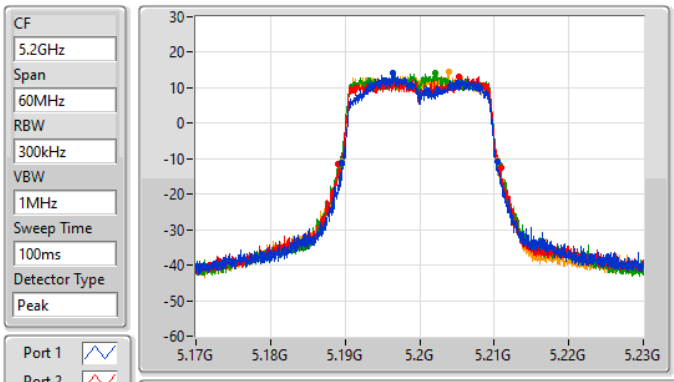

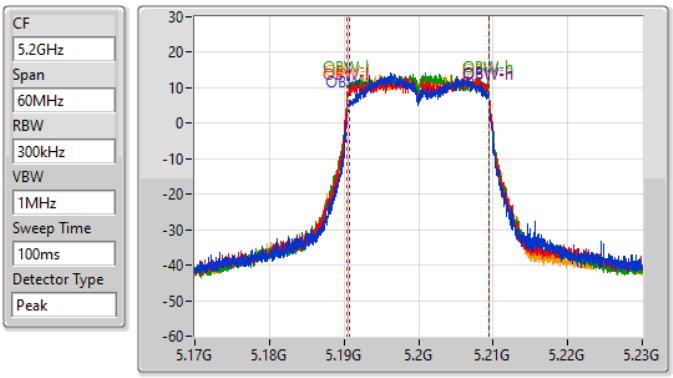

26dB(Hz)	Fl-26dB(Hz)	Fh-26dB(Hz)	OBW(Hz)	Fl-OBW(Hz)	Fh-OBW(Hz)	Limit(Hz)	Port
20.82M	5.18959G	5.21041G	18.711M	5.190675G	5.209385G	Inf	1
21.87M	5.18902G	5.21089G	19.04M	5.190465G	5.209505G	Inf	2
21.6M	5.1892G	5.2108G	19.01M	5.190465G	5.209475G	Inf	3
20.94M	5.18953G	5.21047G	18.891M	5.190525G	5.209415G	Inf	4

802.11ax HEW20_Nss1,(MCS0)_4TX EBW

5240MHz

20/07/2021

CF 5.24GHz
Span 60MHz
RBW 300kHz
VBW 1MHz
Sweep Time 100ms
Detector Type Peak

Port 1
Port 2
Port 3
Port 4

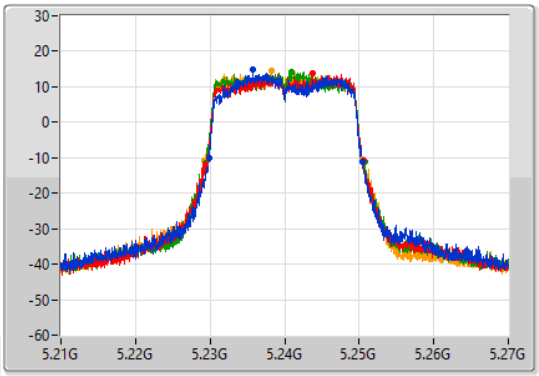

CF 5.24GHz
Span 60MHz
RBW 300kHz
VBW 1MHz
Sweep Time 100ms
Detector Type Peak

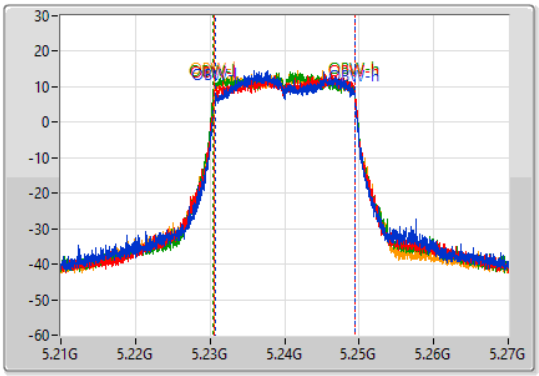

26dB(Hz)	Fl-26dB(Hz)	Fh-26dB(Hz)	OBW(Hz)	Fl-OBW(Hz)	Fh-OBW(Hz)	Limit(Hz)	Port
20.58M	5.22983G	5.25041G	18.741M	5.230675G	5.249415G	Inf	1
21.24M	5.22935G	5.25059G	18.981M	5.230495G	5.249475G	Inf	2
21.39M	5.22935G	5.25074G	18.981M	5.230465G	5.249445G	Inf	3
21.18M	5.22929G	5.25047G	18.921M	5.230495G	5.249415G	Inf	4

802.11ax HEW20_Nss1,(MCS0)_4TX EBW

5745MHz

20/07/2021

CF 5.745GHz
Span 60MHz
RBW 100kHz
VBW 300kHz
Sweep Time 100ms
Detector Type Peak

Port 1
Port 2
Port 3
Port 4

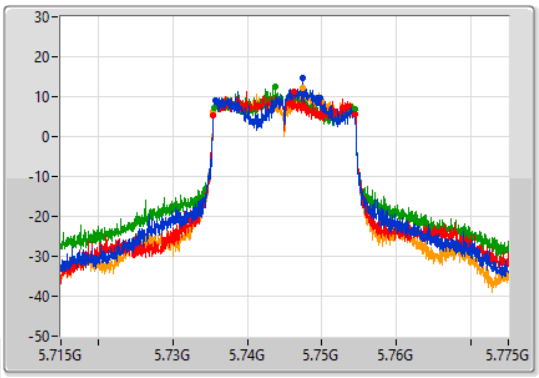

CF 5.745GHz
Span 60MHz
RBW 300kHz
VBW 1MHz
Sweep Time 100ms
Detector Type Peak

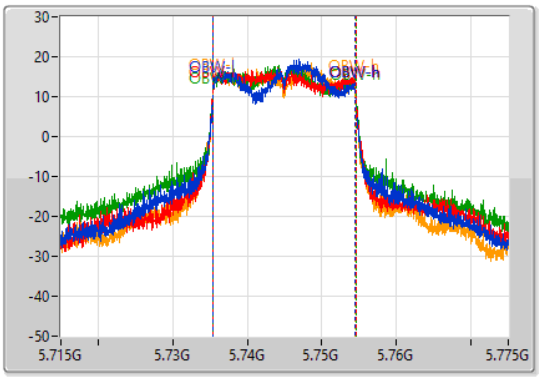

6dB(Hz)	Fl-6dB(Hz)	Fh-6dB(Hz)	OBW(Hz)	Fl-OBW(Hz)	Fh-OBW(Hz)	Limit(Hz)	Port
13.89M	5.73579G	5.74968G	19.07M	5.735405G	5.754475G	500k	1
19.02M	5.73543G	5.75445G	19.13M	5.735405G	5.754535G	500k	2
18.93M	5.73549G	5.75442G	19.19M	5.735345G	5.754535G	500k	3
18.99M	5.7354G	5.75439G	19.04M	5.735435G	5.754475G	500k	4

802.11ax HEW20_Nss1,(MCS0)_4TX EBW

5785MHz

20/07/2021

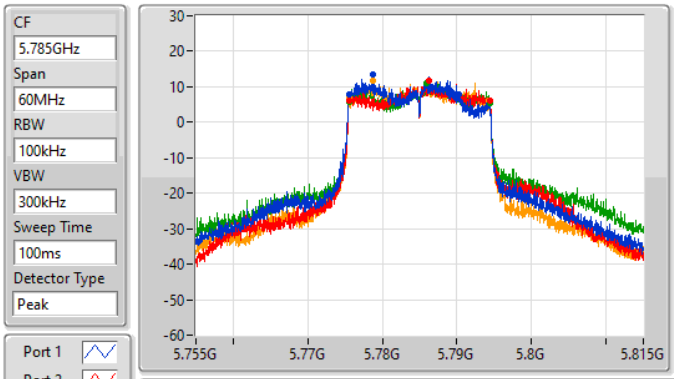

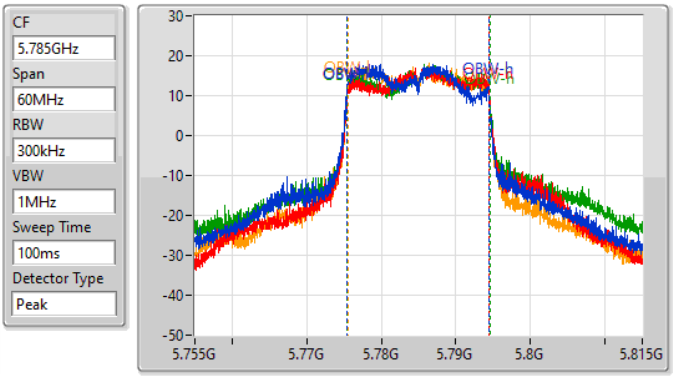

6dB(Hz)	Fl-6dB(Hz)	Fh-6dB(Hz)	OBW(Hz)	Fl-OBW(Hz)	Fh-OBW(Hz)	Limit(Hz)	Port
14.79M	5.77549G	5.79028G	19.01M	5.775375G	5.794385G	500k	1
18.96M	5.77549G	5.79445G	19.07M	5.775435G	5.794505G	500k	2
18.99M	5.77549G	5.79448G	19.19M	5.775375G	5.794565G	500k	3
18.6M	5.77561G	5.79421G	18.891M	5.775495G	5.794385G	500k	4

802.11ax HEW20_Nss1,(MCS0)_4TX EBW

5825MHz

20/07/2021

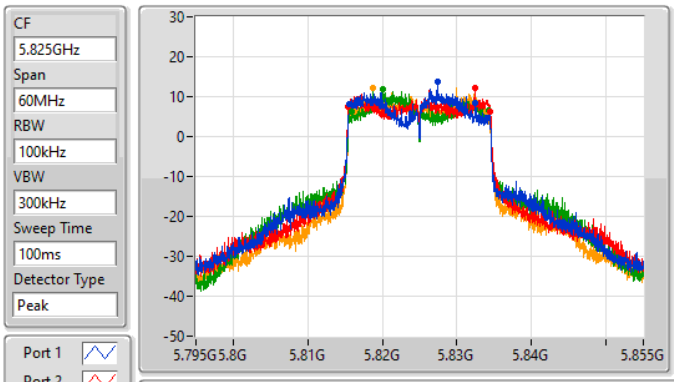

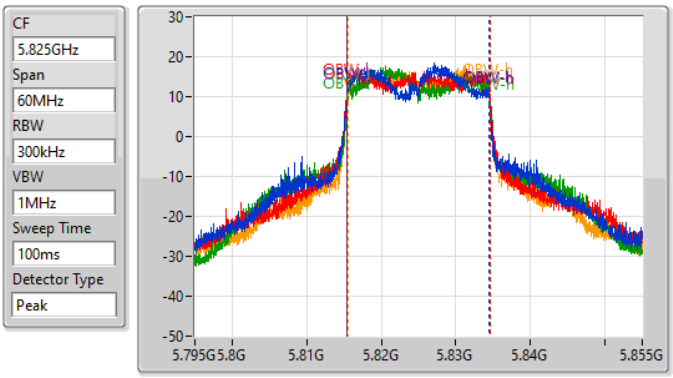

6dB(Hz)	Fl-6dB(Hz)	Fh-6dB(Hz)	OBW(Hz)	Fl-OBW(Hz)	Fh-OBW(Hz)	Limit(Hz)	Port
16.89M	5.81558G	5.83247G	19.13M	5.815375G	5.834505G	500k	1
19.02M	5.81546G	5.83448G	19.31M	5.815315G	5.834625G	500k	2
18.27M	5.81597G	5.83424G	19.16M	5.815405G	5.834565G	500k	3
17.67M	5.81627G	5.83394G	18.861M	5.815555G	5.834415G	500k	4

802.11ax HEW40_Nss1,(MCS0)_4TX EBW

5190MHz

20/07/2021

CF 5.19GHz
Span 120MHz
RBW 500kHz
VBW 2MHz
Sweep Time 100ms
Detector Type Peak

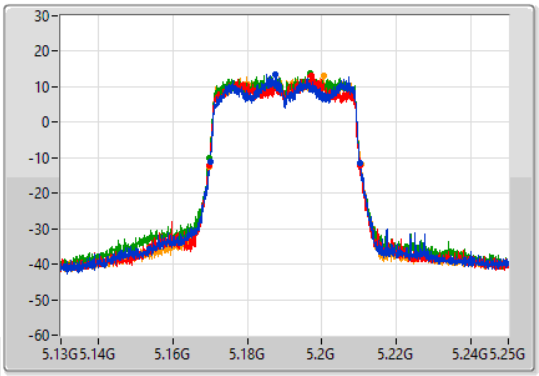

CF 5.19GHz
Span 120MHz
RBW 1MHz
VBW 3MHz
Sweep Time 100ms
Detector Type Peak

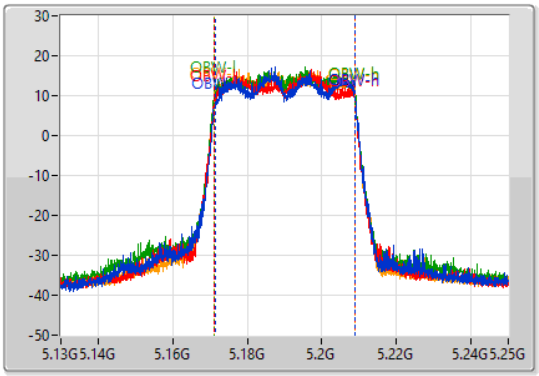

Port 1
Port 2
Port 3
Port 4

26dB(Hz)	Fl-26dB(Hz)	Fh-26dB(Hz)	OBW(Hz)	Fl-OBW(Hz)	Fh-OBW(Hz)	Limit(Hz)	Port
40.26M	5.17002G	5.21028G	37.721M	5.171289G	5.20901G	Inf	1
40.62M	5.16966G	5.21028G	37.781M	5.171109G	5.208891G	Inf	2
40.62M	5.16966G	5.21028G	37.901M	5.171049G	5.208951G	Inf	3
41.04M	5.16966G	5.2107G	37.841M	5.171109G	5.208951G	Inf	4

802.11ax HEW40_Nss1,(MCS0)_4TX EBW

5230MHz

20/07/2021

CF 5.23GHz
Span 120MHz
RBW 500kHz
VBW 2MHz
Sweep Time 100ms
Detector Type Peak

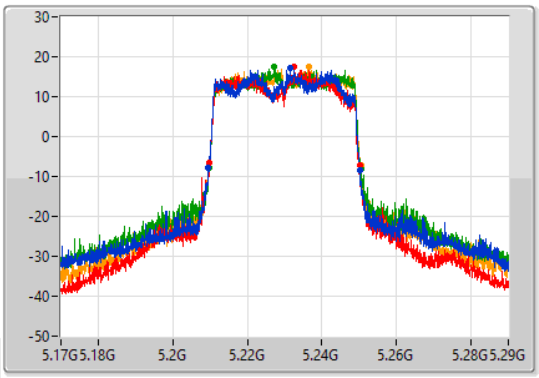

CF 5.23GHz
Span 120MHz
RBW 1MHz
VBW 3MHz
Sweep Time 100ms
Detector Type Peak

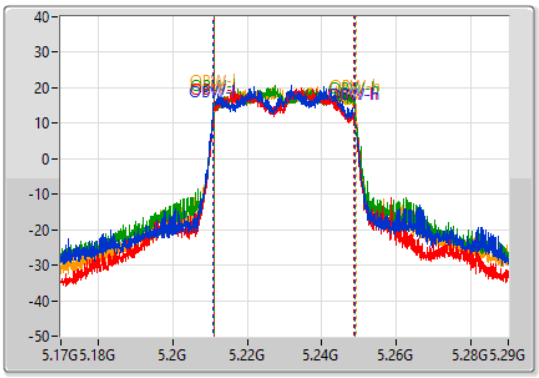

Port 1
Port 2
Port 3
Port 4

26dB(Hz)	Fl-26dB(Hz)	Fh-26dB(Hz)	OBW(Hz)	Fl-OBW(Hz)	Fh-OBW(Hz)	Limit(Hz)	Port
40.68M	5.20948G	5.25016G	37.961M	5.21087G	5.248831G	Inf	1
40.32M	5.20978G	5.2501G	37.661M	5.21099G	5.248651G	Inf	2
40.74M	5.2099G	5.25064G	37.901M	5.211109G	5.24901G	Inf	3
40.92M	5.20954G	5.25046G	38.021M	5.211049G	5.24907G	Inf	4

802.11ax HEW40_Nss1,(MCS0)_4TX EBW

5755MHz

20/07/2021

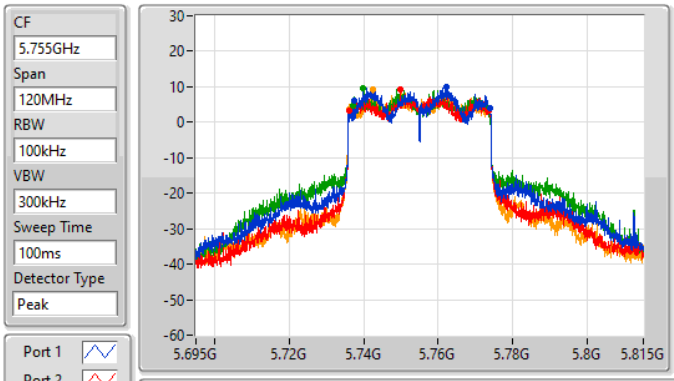

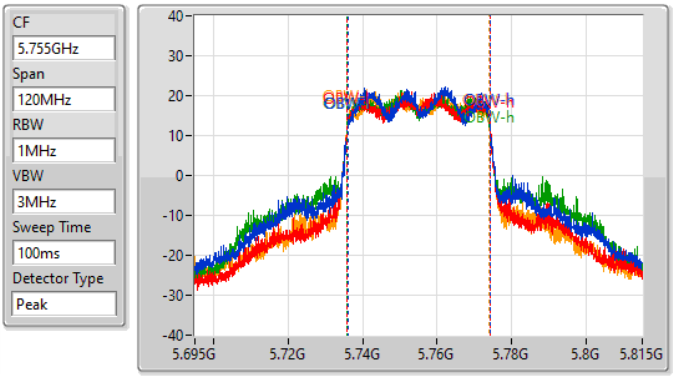

6dB(Hz)	Fl-6dB(Hz)	Fh-6dB(Hz)	OBW(Hz)	Fl-OBW(Hz)	Fh-OBW(Hz)	Limit(Hz)	Port
36.36M	5.73748G	5.77384G	38.201M	5.73599G	5.77419G	500k	1
37.56M	5.7361G	5.77366G	38.141M	5.73593G	5.77407G	500k	2
36.54M	5.737G	5.77354G	38.561M	5.73581G	5.77437G	500k	3
37.68M	5.7361G	5.77378G	38.081M	5.73593G	5.77401G	500k	4

802.11ax HEW40_Nss1,(MCS0)_4TX EBW

5795MHz

20/07/2021

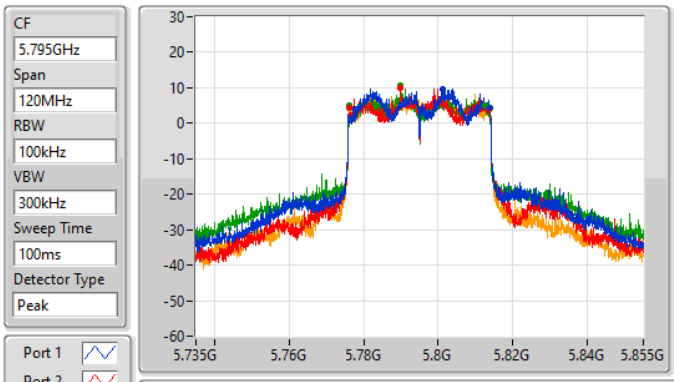

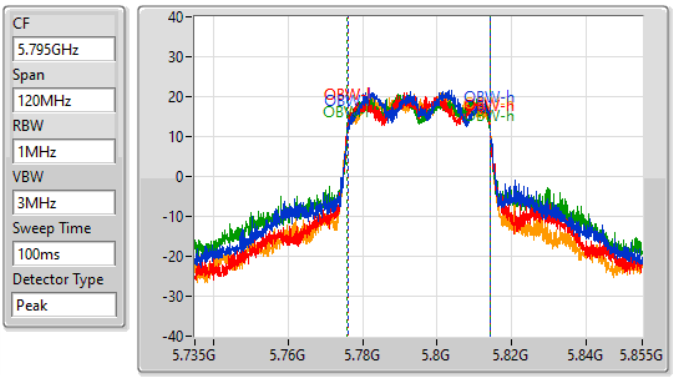

6dB(Hz)	Fl-6dB(Hz)	Fh-6dB(Hz)	OBW(Hz)	Fl-OBW(Hz)	Fh-OBW(Hz)	Limit(Hz)	Port
36.06M	5.77784G	5.8139G	38.201M	5.776049G	5.81425G	500k	1
37.44M	5.77622G	5.81366G	38.141M	5.77599G	5.81413G	500k	2
36.42M	5.77622G	5.81264G	38.321M	5.77593G	5.81425G	500k	3
37.44M	5.77634G	5.81378G	38.081M	5.77599G	5.81407G	500k	4

802.11ax HEW80_Nss1,(MCS0)_4TX EBW

5210MHz

20/07/2021

CF 5.21GHz
Span 240MHz
RBW 1MHz
VBW 3MHz
Sweep Time 100ms
Detector Type Peak

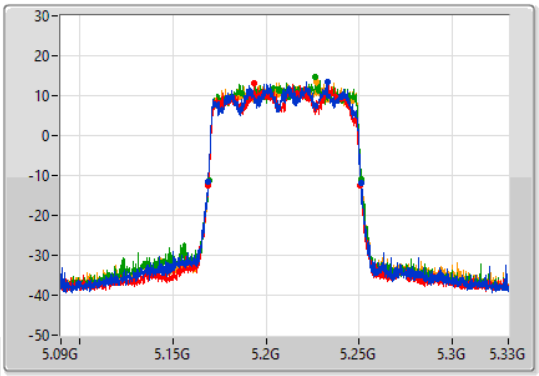

CF 5.21GHz
Span 240MHz
RBW 2MHz
VBW 10MHz
Sweep Time 100ms
Detector Type Peak

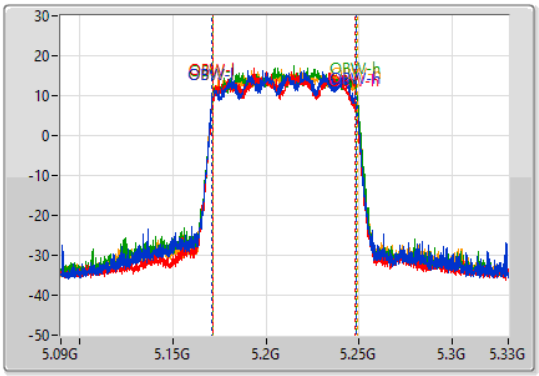

Port 1
Port 2
Port 3
Port 4

26dB(Hz)	Fl-26dB(Hz)	Fh-26dB(Hz)	OBW(Hz)	Fl-OBW(Hz)	Fh-OBW(Hz)	Limit(Hz)	Port
82.08M	5.16884G	5.25092G	77.241M	5.171139G	5.248381G	Inf	1
81.6M	5.16908G	5.25068G	76.522M	5.171379G	5.247901G	Inf	2
81.72M	5.16932G	5.25104G	77.241M	5.171499G	5.248741G	Inf	3
82.32M	5.16884G	5.25116G	77.361M	5.171499G	5.248861G	Inf	4

802.11ax HEW80_Nss1,(MCS0)_4TX EBW

5775MHz

20/07/2021

CF 5.775GHz
Span 240MHz
RBW 100kHz
VBW 300kHz
Sweep Time 100ms
Detector Type Peak

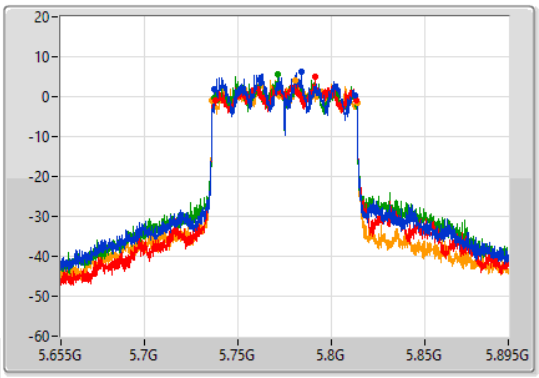

CF 5.775GHz
Span 240MHz
RBW 2MHz
VBW 10MHz
Sweep Time 100ms
Detector Type Peak

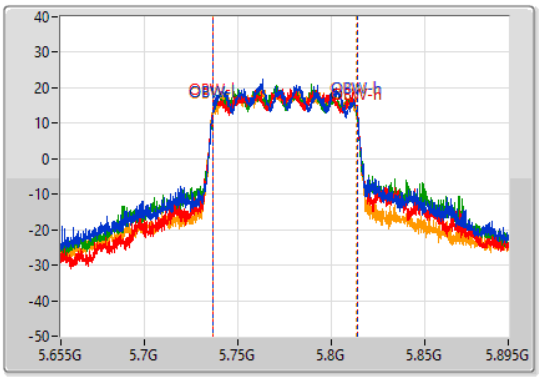

Port 1
Port 2
Port 3
Port 4

6dB(Hz)	Fl-6dB(Hz)	Fh-6dB(Hz)	OBW(Hz)	Fl-OBW(Hz)	Fh-OBW(Hz)	Limit(Hz)	Port
75M	5.73744G	5.81244G	77.361M	5.736619G	5.813981G	500k	1
75.72M	5.7378G	5.81352G	77.721M	5.736259G	5.813981G	500k	2
75.84M	5.73708G	5.81292G	77.721M	5.736259G	5.813981G	500k	3
77.88M	5.736G	5.81388G	77.361M	5.736259G	5.813621G	500k	4

Summary

Mode	Total Power (dBm)	Total Power (W)
5.15-5.25GHz	-	-
802.11a_Nss1,(6Mbps)_4TX	25.69	0.37068
802.11ax HEW20_Nss1,(MCS0)_4TX	26.24	0.42073
802.11ax HEW40_Nss1,(MCS0)_4TX	28.95	0.78524
802.11ax HEW80_Nss1,(MCS0)_4TX	25.05	0.31989
5.725-5.85GHz	-	-
802.11a_Nss1,(6Mbps)_4TX	29.74	0.94189
802.11ax HEW20_Nss1,(MCS0)_4TX	29.61	0.91411
802.11ax HEW40_Nss1,(MCS0)_4TX	29.71	0.93541
802.11ax HEW80_Nss1,(MCS0)_4TX	28.27	0.67143

Result

Mode	Result	DG (dBi)	Port 1 (dBm)	Port 2 (dBm)	Port 3 (dBm)	Port 4 (dBm)	Total Power (dBm)	Power Limit (dBm)
802.11a_Nss1,(6Mbps)_4TX	-	-	-	-	-	-	-	-
5180MHz	Pass	4.72	19.35	19.03	20.27	19.91	25.69	30.00
5200MHz	Pass	4.72	19.10	19.13	20.11	19.98	25.63	30.00
5240MHz	Pass	4.72	19.35	18.98	20.02	19.89	25.60	30.00
5745MHz	Pass	4.72	24.14	23.38	23.43	23.83	29.73	30.00
5785MHz	Pass	4.72	23.82	23.36	23.26	23.98	29.64	30.00
5825MHz	Pass	4.72	24.01	23.44	23.62	23.79	29.74	30.00
802.11ax HEW20_Nss1,(MCS0)_4TX	-	-	-	-	-	-	-	-
5180MHz	Pass	4.72	19.67	19.31	20.54	20.30	26.00	30.00
5200MHz	Pass	4.72	19.56	19.84	20.79	20.58	26.24	30.00
5240MHz	Pass	4.72	19.83	19.80	20.60	20.55	26.23	30.00
5745MHz	Pass	4.72	23.85	23.51	23.06	23.87	29.61	30.00
5785MHz	Pass	4.72	23.85	23.34	23.36	23.69	29.59	30.00
5825MHz	Pass	4.72	23.63	23.59	23.26	23.62	29.55	30.00
802.11ax HEW40_Nss1,(MCS0)_4TX	-	-	-	-	-	-	-	-
5190MHz	Pass	4.72	18.33	18.78	19.71	19.57	25.15	30.00
5230MHz	Pass	4.72	22.47	22.31	23.42	23.38	28.95	30.00
5755MHz	Pass	4.72	24.25	23.22	23.74	23.43	29.70	30.00
5795MHz	Pass	4.72	24.21	23.35	23.59	23.57	29.71	30.00
802.11ax HEW80_Nss1,(MCS0)_4TX	-	-	-	-	-	-	-	-
5210MHz	Pass	4.72	18.62	18.34	19.67	19.34	25.05	30.00
5775MHz	Pass	4.72	22.54	21.46	22.44	22.47	28.27	30.00

DG = Directional Gain; Port X = Port X output power

Summary

Mode	PD (dBm/RBW)
5.15-5.25GHz	-
802.11a_Nss1,(6Mbps)_4TX	13.06
802.11ax HEW20_Nss1,(MCS0)_4TX	13.05
802.11ax HEW40_Nss1,(MCS0)_4TX	13.10
802.11ax HEW80_Nss1,(MCS0)_4TX	6.14
5.725-5.85GHz	-
802.11a_Nss1,(6Mbps)_4TX	16.71
802.11ax HEW20_Nss1,(MCS0)_4TX	15.86
802.11ax HEW40_Nss1,(MCS0)_4TX	13.08
802.11ax HEW80_Nss1,(MCS0)_4TX	9.20

RBW = 500kHz for 5.725-5.85GHz band / 1MHz for other band;

Result

Mode	Result	DG (dBi)	Port 1 (dBm/RBW)	Port 2 (dBm/RBW)	Port 3 (dBm/RBW)	Port 4 (dBm/RBW)	PD (dBm/RBW)	PD Limit (dBm/RBW)
802.11a_Nss1,(6Mbps)_4TX	-	-	-	-	-	-	-	-
5180MHz	Pass	9.84	7.25	6.94	8.54	7.31	12.74	13.16
5200MHz	Pass	9.84	7.22	7.03	7.85	7.65	12.93	13.16
5240MHz	Pass	9.84	8.43	6.74	7.73	7.66	13.06	13.16
5745MHz	Pass	9.84	12.22	10.04	10.15	10.97	16.71	26.16
5785MHz	Pass	9.84	10.79	10.14	10.69	10.44	16.17	26.16
5825MHz	Pass	9.84	11.50	9.94	10.63	10.60	15.70	26.16
802.11ax HEW20_Nss1,(MCS0)_4TX	-	-	-	-	-	-	-	-
5180MHz	Pass	9.84	7.54	6.47	7.90	7.32	12.73	13.16
5200MHz	Pass	9.84	7.52	6.80	8.12	7.33	12.80	13.16
5240MHz	Pass	9.84	8.00	7.15	8.12	7.42	13.05	13.16
5745MHz	Pass	9.84	11.43	9.07	10.31	10.11	15.80	26.16
5785MHz	Pass	9.84	10.33	9.77	10.05	9.74	15.86	26.16
5825MHz	Pass	9.84	10.33	9.47	10.10	9.45	14.79	26.16
802.11ax HEW40_Nss1,(MCS0)_4TX	-	-	-	-	-	-	-	-
5190MHz	Pass	9.84	4.11	3.96	4.15	3.54	9.49	13.16
5230MHz	Pass	9.84	7.58	7.89	8.15	7.90	13.10	13.16
5755MHz	Pass	9.84	8.55	6.47	7.67	7.32	13.03	26.16
5795MHz	Pass	9.84	8.52	6.65	7.41	7.54	13.08	26.16
802.11ax HEW80_Nss1,(MCS0)_4TX	-	-	-	-	-	-	-	-
5210MHz	Pass	9.84	1.14	0.66	1.50	0.86	6.14	13.16
5775MHz	Pass	9.84	4.90	2.66	3.60	3.67	9.20	26.16

DG = Directional Gain; RBW = 500kHz for 5.725-5.85GHz band / 1MHz for other band;
PD = trace bin-by-bin of each transmits port summing can be performed maximum power density; Port X = Port X Power Density;

802.11a_Nss1,(6Mbps)_4TX PSD

5180MHz

20/07/2021

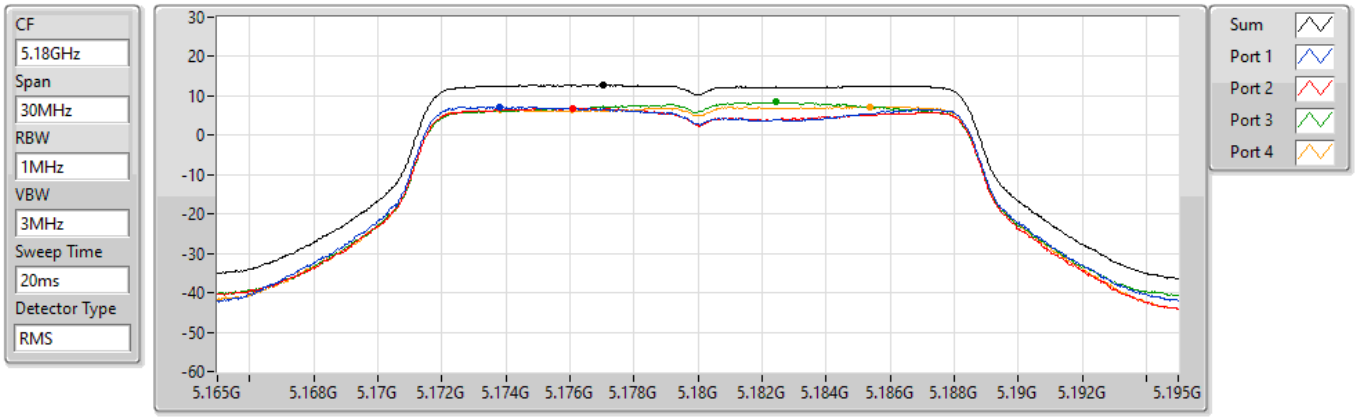

Sum	PD	Port 1	Port 2	Port 3	Port 4
(dBm/RBW)	(dBm/RBW)	(dBm/RBW)	(dBm/RBW)	(dBm/RBW)	(dBm/RBW)
12.74	12.74	7.25	6.94	8.54	7.31

802.11a_Nss1,(6Mbps)_4TX PSD

5200MHz

20/07/2021

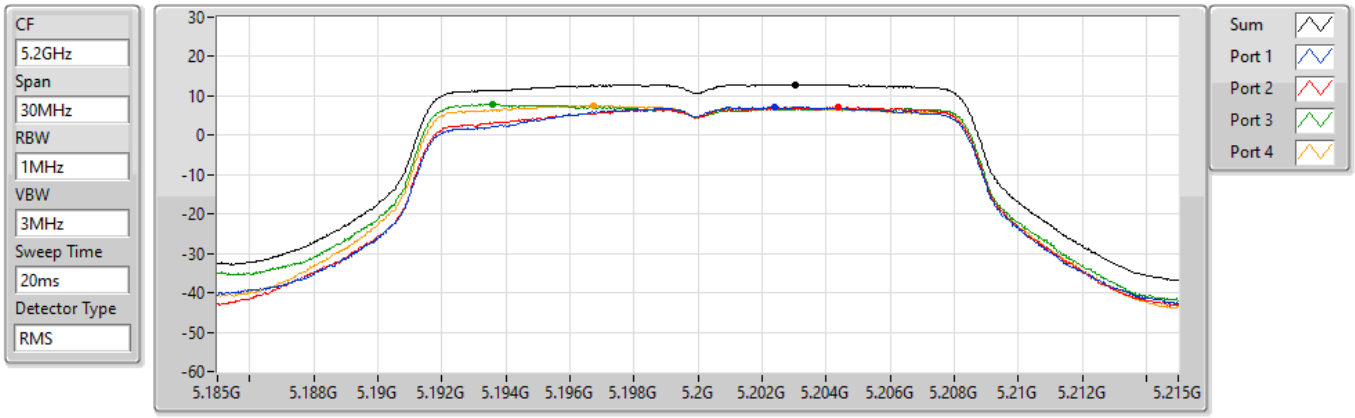

Sum	PD	Port 1	Port 2	Port 3	Port 4
(dBm/RBW)	(dBm/RBW)	(dBm/RBW)	(dBm/RBW)	(dBm/RBW)	(dBm/RBW)
12.93	12.93	7.22	7.03	7.85	7.65

802.11a_Nss1,(6Mbps)_4TX PSD

5240MHz

20/07/2021

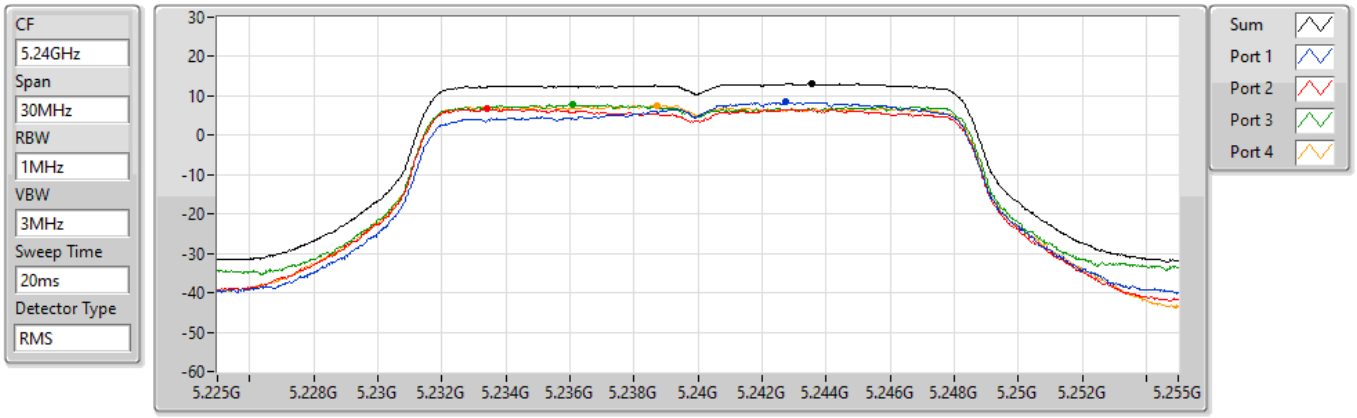

Sum	PD	Port 1	Port 2	Port 3	Port 4
(dBm/RBW)	(dBm/RBW)	(dBm/RBW)	(dBm/RBW)	(dBm/RBW)	(dBm/RBW)
13.06	13.06	8.43	6.74	7.73	7.66

802.11a_Nss1,(6Mbps)_4TX PSD

5745MHz

20/07/2021

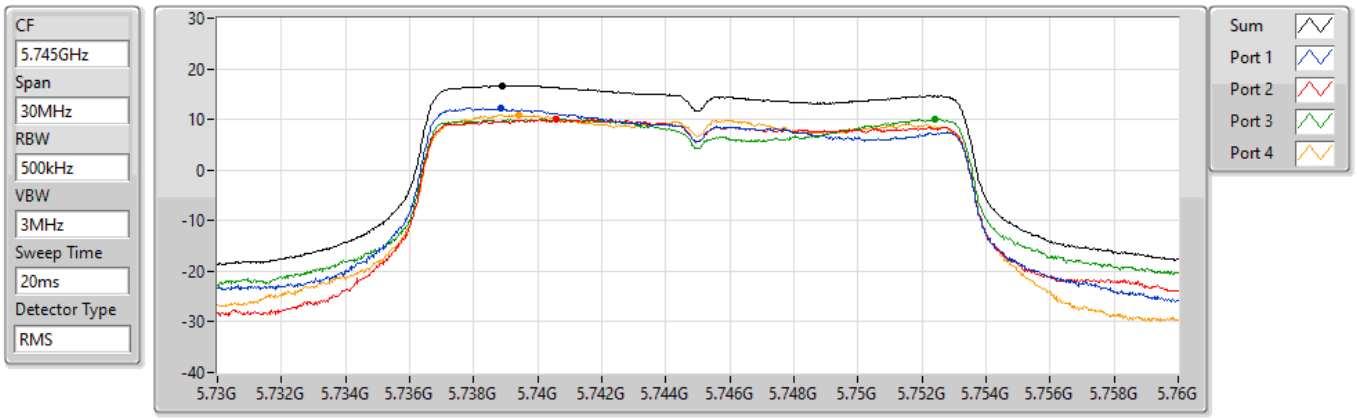

Sum	PD	Port 1	Port 2	Port 3	Port 4
(dBm/RBW)	(dBm/RBW)	(dBm/RBW)	(dBm/RBW)	(dBm/RBW)	(dBm/RBW)
16.71	16.71	12.22	10.04	10.15	10.97

802.11a_Nss1,(6Mbps)_4TX PSD

5785MHz

20/07/2021

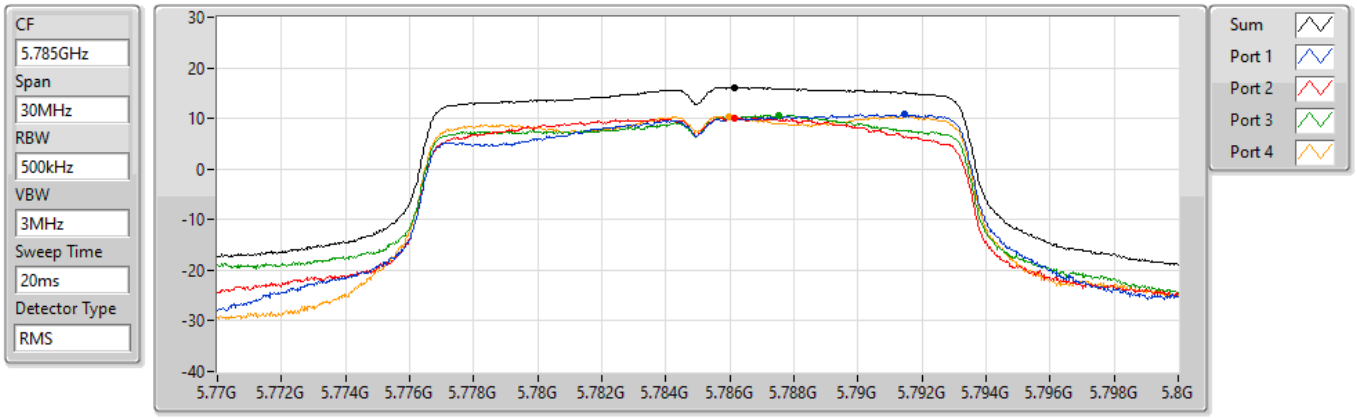

Sum	PD	Port 1	Port 2	Port 3	Port 4
(dBm/RBW)	(dBm/RBW)	(dBm/RBW)	(dBm/RBW)	(dBm/RBW)	(dBm/RBW)
16.17	16.17	10.79	10.14	10.69	10.44

802.11a_Nss1,(6Mbps)_4TX PSD

5825MHz

20/07/2021

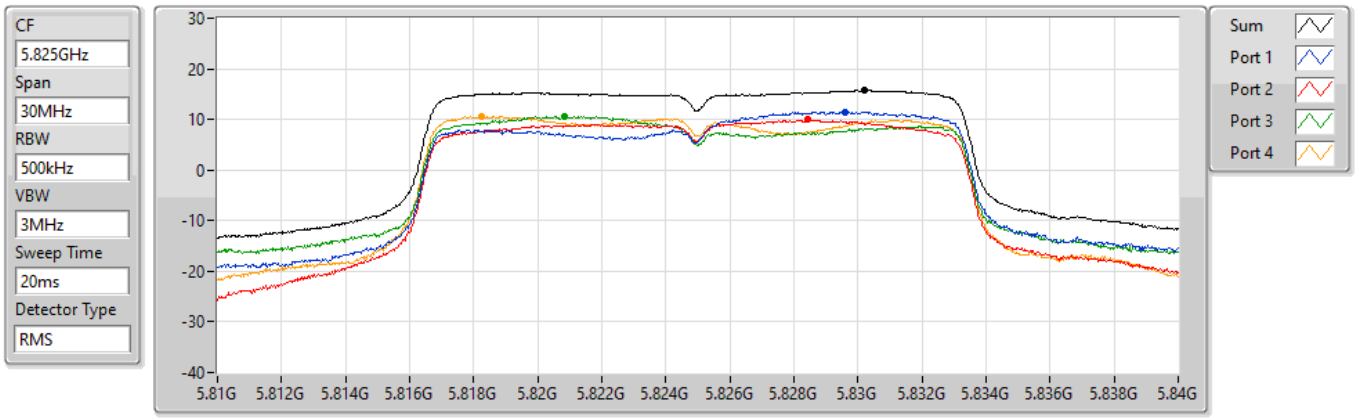

Sum	PD	Port 1	Port 2	Port 3	Port 4
(dBm/RBW)	(dBm/RBW)	(dBm/RBW)	(dBm/RBW)	(dBm/RBW)	(dBm/RBW)
15.70	15.70	11.50	9.94	10.63	10.60

802.11ax HEW20_Nss1,(MCS0)_4TX PSD

5180MHz

20/07/2021

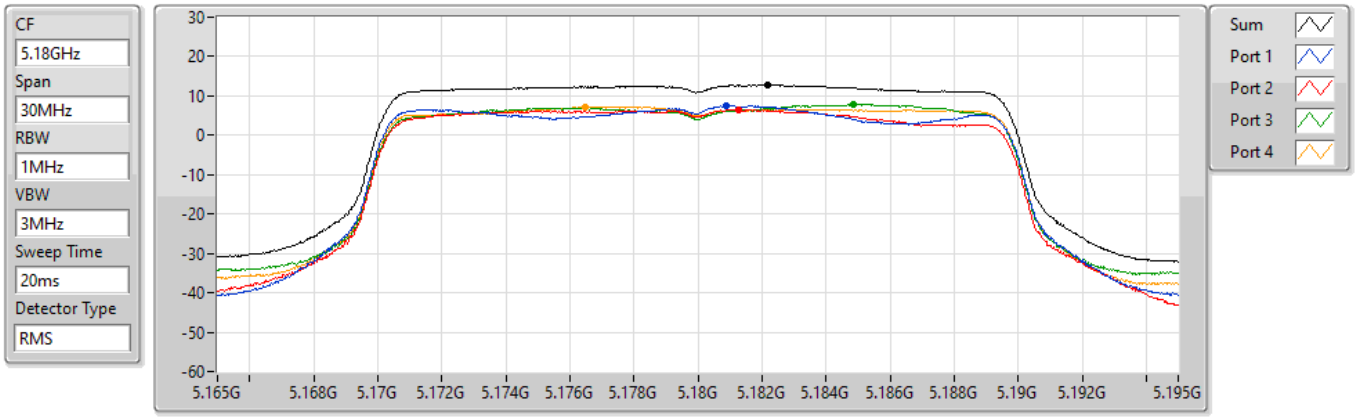

Sum	PD	Port 1	Port 2	Port 3	Port 4
(dBm/RBW)	(dBm/RBW)	(dBm/RBW)	(dBm/RBW)	(dBm/RBW)	(dBm/RBW)
12.73	12.73	7.54	6.47	7.90	7.32

802.11ax HEW20_Nss1,(MCS0)_4TX PSD

5200MHz

20/07/2021

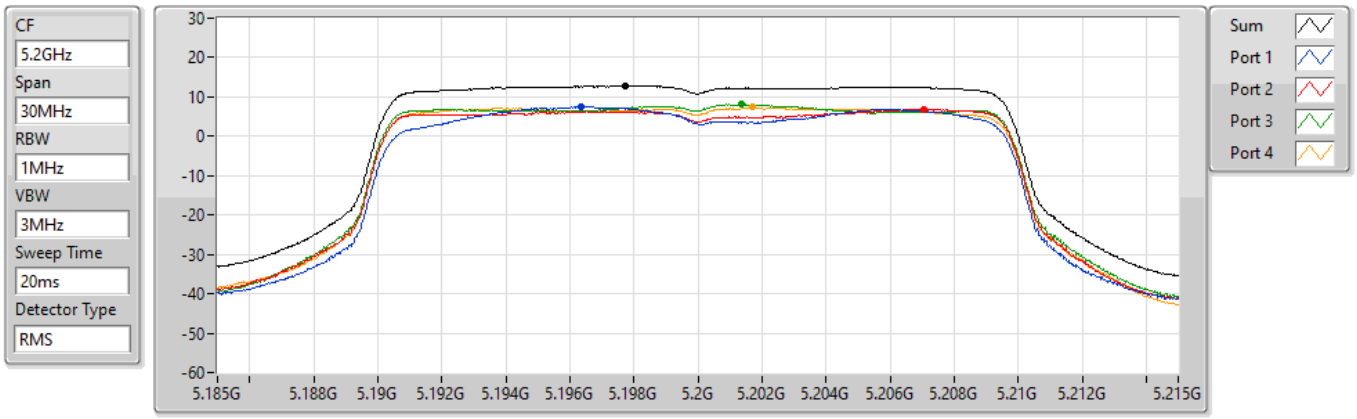

Sum	PD	Port 1	Port 2	Port 3	Port 4
(dBm/RBW)	(dBm/RBW)	(dBm/RBW)	(dBm/RBW)	(dBm/RBW)	(dBm/RBW)
12.80	12.80	7.52	6.80	8.12	7.33

802.11ax HEW20_Nss1,(MCS0)_4TX PSD

5240MHz

20/07/2021

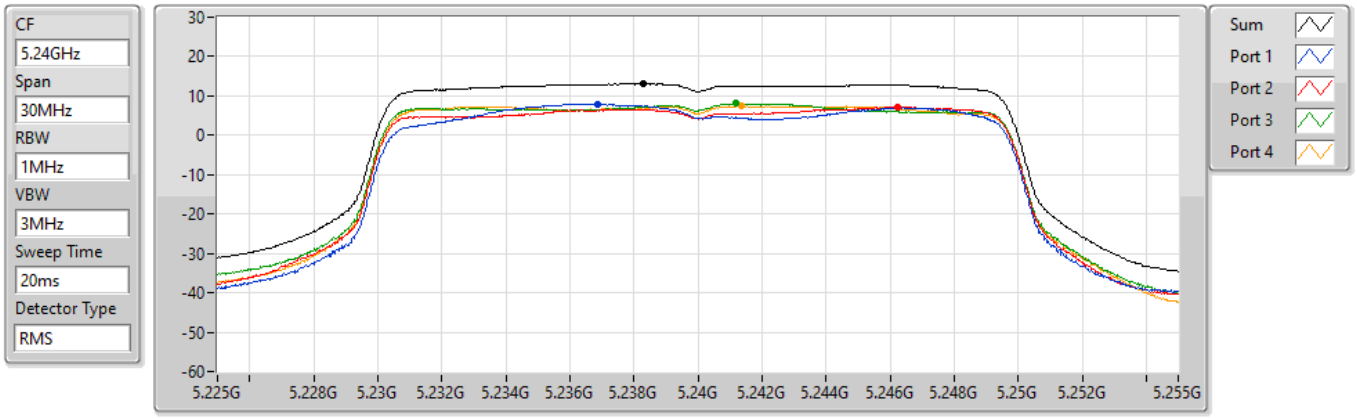

Sum	PD	Port 1	Port 2	Port 3	Port 4
(dBm/RBW)	(dBm/RBW)	(dBm/RBW)	(dBm/RBW)	(dBm/RBW)	(dBm/RBW)
13.05	13.05	8.00	7.15	8.12	7.42

802.11ax HEW20_Nss1,(MCS0)_4TX PSD

5745MHz

20/07/2021

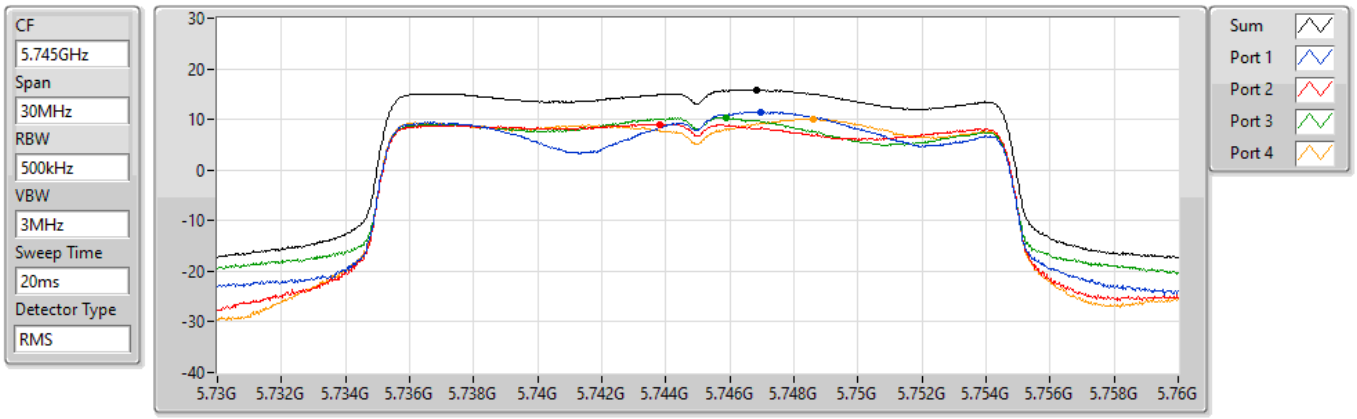

Sum	PD	Port 1	Port 2	Port 3	Port 4
(dBm/RBW)	(dBm/RBW)	(dBm/RBW)	(dBm/RBW)	(dBm/RBW)	(dBm/RBW)
15.80	15.80	11.43	9.07	10.31	10.11

802.11ax HEW20_Nss1,(MCS0)_4TX PSD

5785MHz

20/07/2021

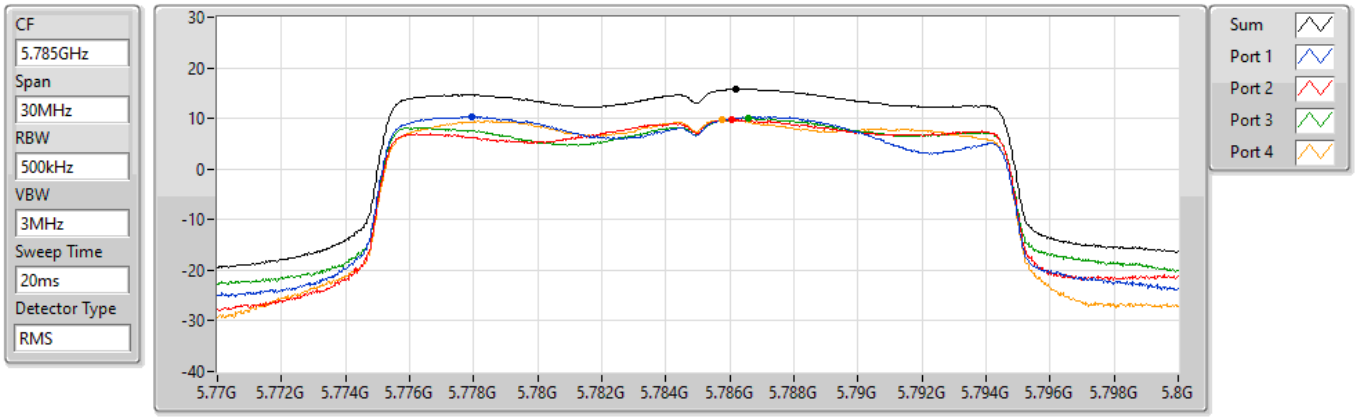

Sum	PD	Port 1	Port 2	Port 3	Port 4
(dBm/RBW)	(dBm/RBW)	(dBm/RBW)	(dBm/RBW)	(dBm/RBW)	(dBm/RBW)
15.86	15.86	10.33	9.77	10.05	9.74

802.11ax HEW20_Nss1,(MCS0)_4TX PSD

5825MHz

20/07/2021

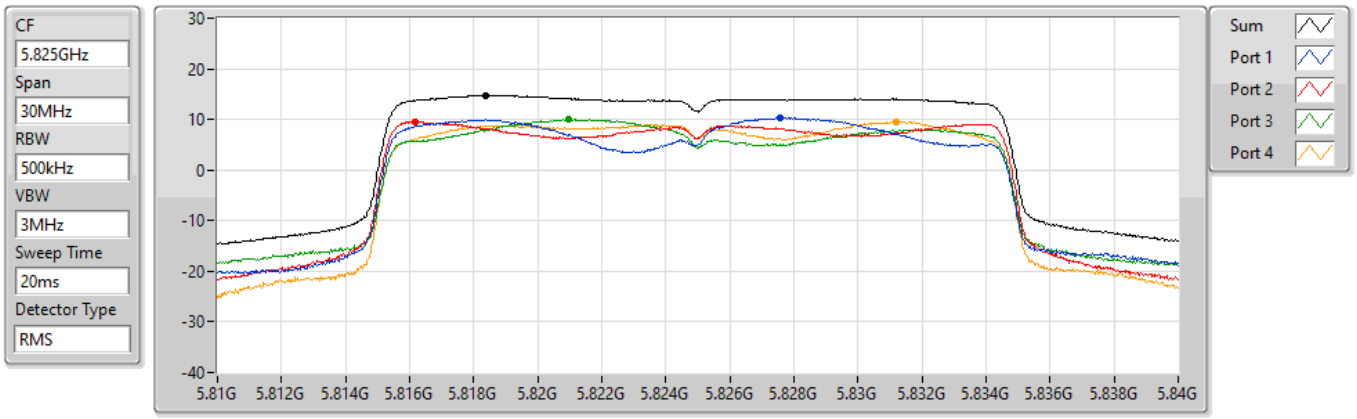

Sum	PD	Port 1	Port 2	Port 3	Port 4
(dBm/RBW)	(dBm/RBW)	(dBm/RBW)	(dBm/RBW)	(dBm/RBW)	(dBm/RBW)
14.79	14.79	10.33	9.47	10.10	9.45

802.11ax HEW40_Nss1,(MCS0)_4TX PSD

5190MHz

20/07/2021

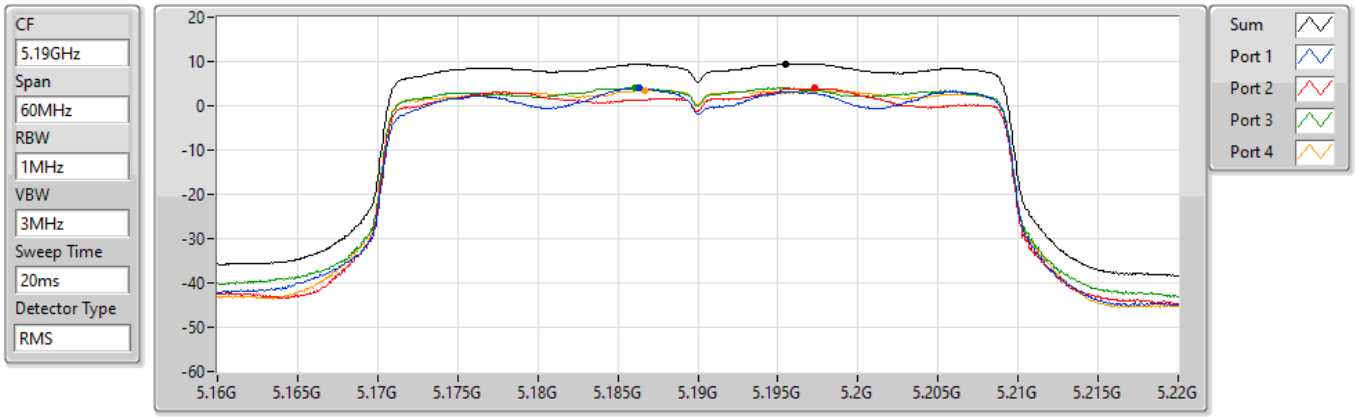

Sum	PD	Port 1	Port 2	Port 3	Port 4
(dBm/RBW)	(dBm/RBW)	(dBm/RBW)	(dBm/RBW)	(dBm/RBW)	(dBm/RBW)
9.49	9.49	4.11	3.96	4.15	3.54

802.11ax HEW40_Nss1,(MCS0)_4TX PSD

5230MHz

20/07/2021

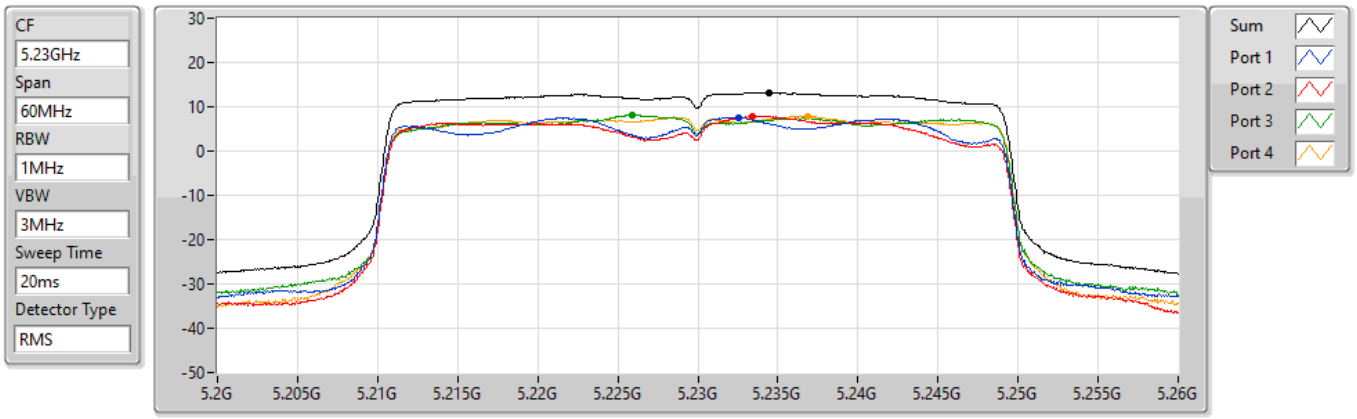

Sum	PD	Port 1	Port 2	Port 3	Port 4
(dBm/RBW)	(dBm/RBW)	(dBm/RBW)	(dBm/RBW)	(dBm/RBW)	(dBm/RBW)
13.10	13.10	7.58	7.89	8.15	7.90

802.11ax HEW40_Nss1,(MCS0)_4TX PSD

5755MHz

20/07/2021

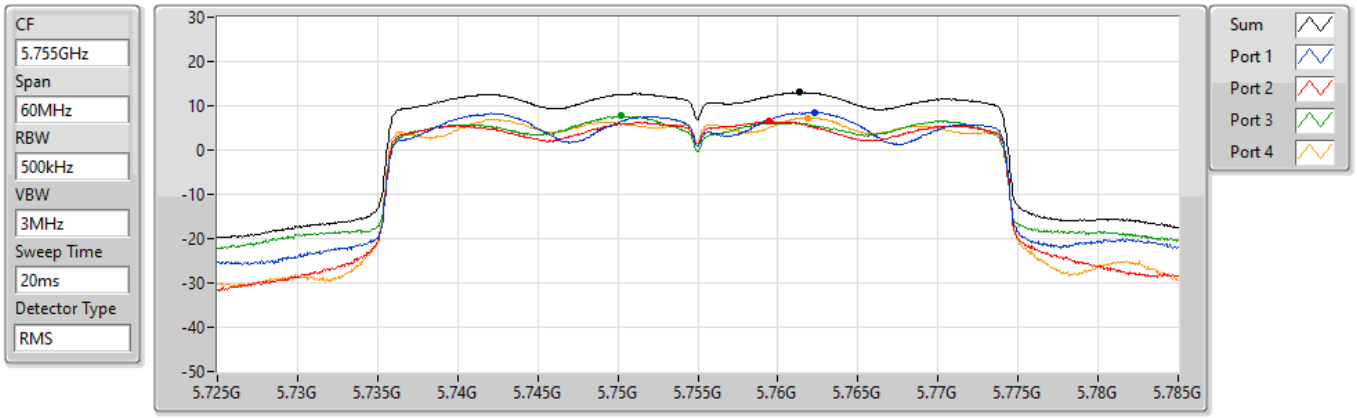

Sum	PD	Port 1	Port 2	Port 3	Port 4
(dBm/RBW)	(dBm/RBW)	(dBm/RBW)	(dBm/RBW)	(dBm/RBW)	(dBm/RBW)
13.03	13.03	8.55	6.47	7.67	7.32

802.11ax HEW40_Nss1,(MCS0)_4TX PSD

5795MHz

20/07/2021

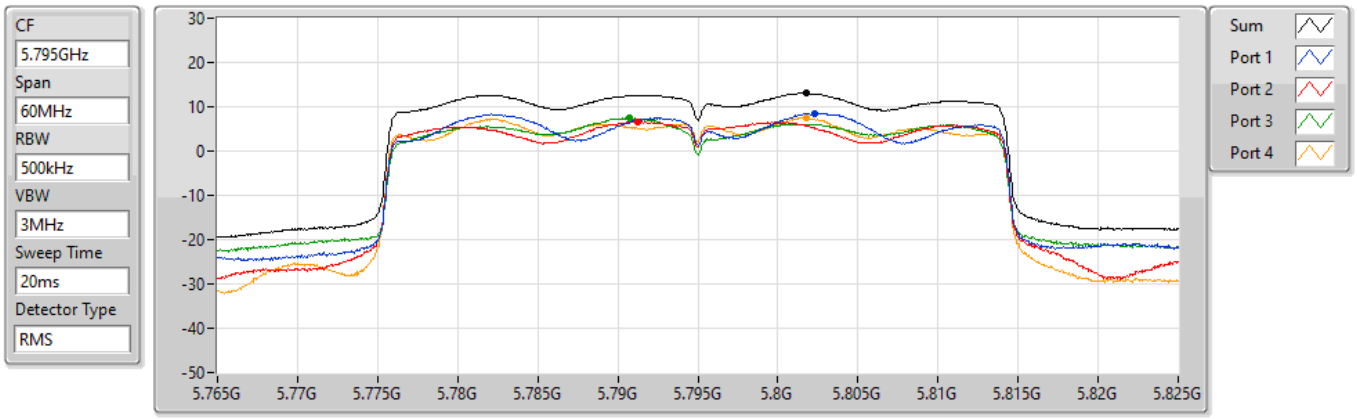

Sum	PD	Port 1	Port 2	Port 3	Port 4
(dBm/RBW)	(dBm/RBW)	(dBm/RBW)	(dBm/RBW)	(dBm/RBW)	(dBm/RBW)
13.08	13.08	8.52	6.65	7.41	7.54

802.11ax HEW80_Nss1,(MCS0)_4TX PSD

5210MHz

20/07/2021

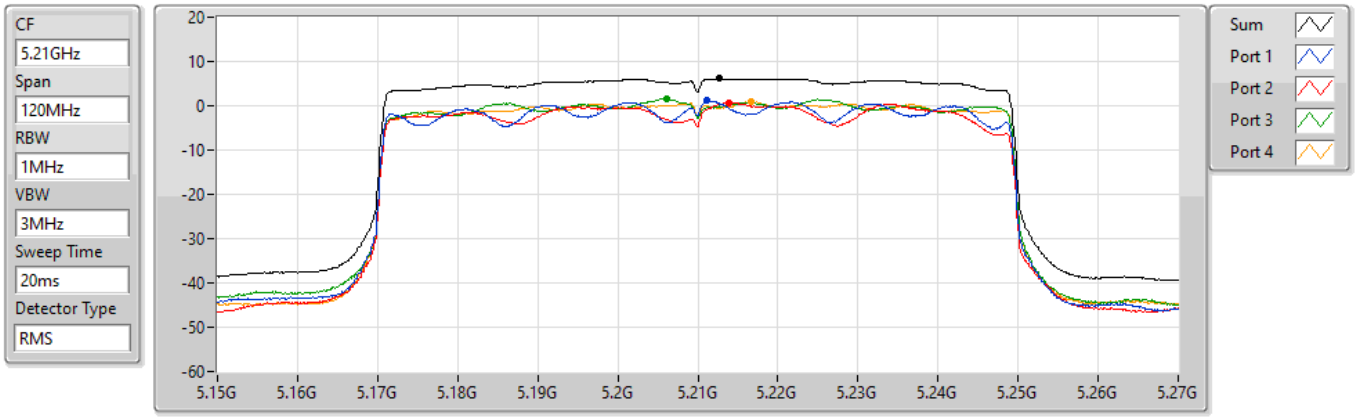

Sum	PD	Port 1	Port 2	Port 3	Port 4
(dBm/RBW)	(dBm/RBW)	(dBm/RBW)	(dBm/RBW)	(dBm/RBW)	(dBm/RBW)
6.14	6.14	1.14	0.66	1.50	0.86

802.11ax HEW80_Nss1,(MCS0)_4TX PSD

5775MHz

20/07/2021

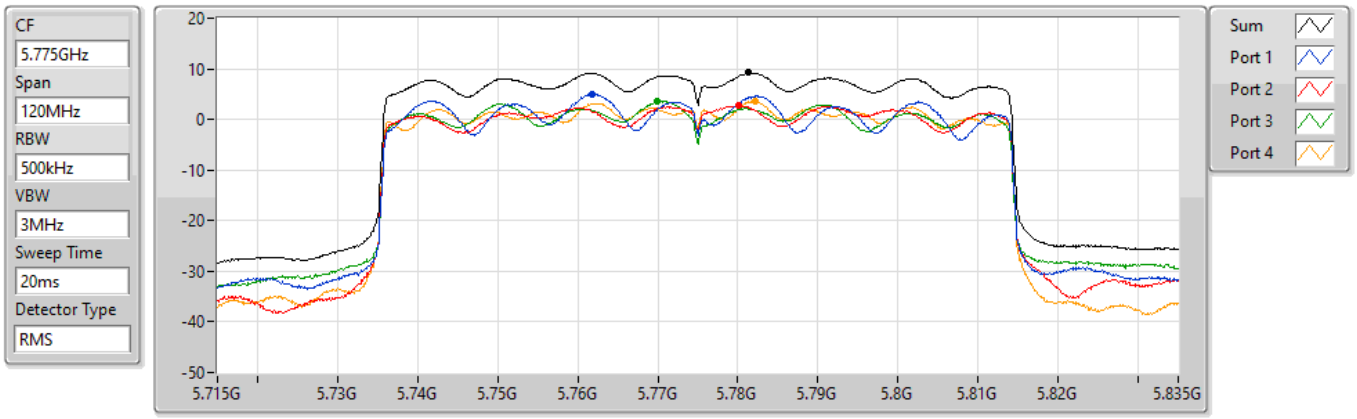

Sum	PD	Port 1	Port 2	Port 3	Port 4
(dBm/RBW)	(dBm/RBW)	(dBm/RBW)	(dBm/RBW)	(dBm/RBW)	(dBm/RBW)
9.20	9.20	4.90	2.66	3.60	3.67

Summary

Mode	Result	Type	Freq (Hz)	Level (dBuV/m)	Limit (dBuV/m)	Margin (dB)	Condition
Mode 1	Pass	PK	91.6M	39.15	43.50	-4.35	Vertical

Mode 1

20/07/2021

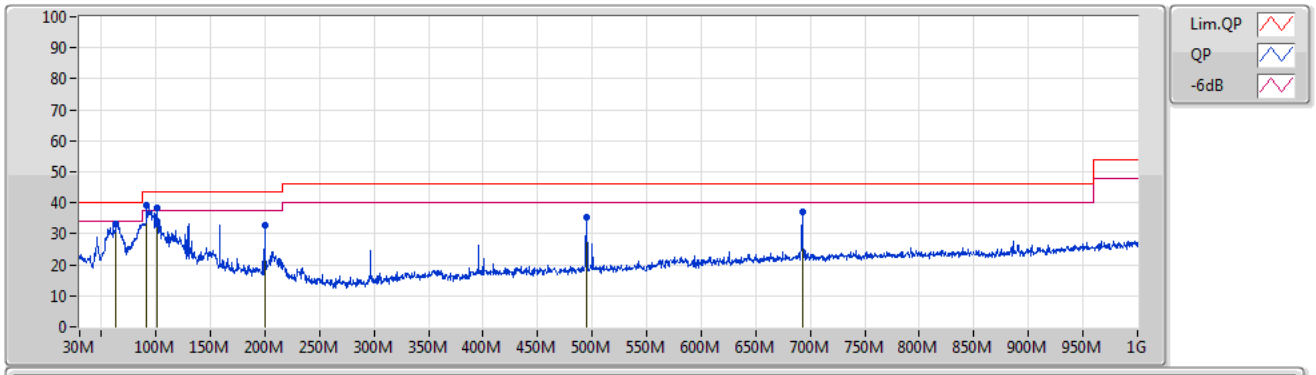

Type	Freq	Level	Limit	Margin	Factor	Dist	Condition	Azimuth	Height	Comment	Raw	AF	CL	PA
	(Hz)	(dBuV/m)	(dBuV/m)	(dB)	(dB)	(m)		(°)	(m)		(dBuV)	(dB)	(dB)	(dB)
PK	63.47M	33.32	40.00	-6.68	-13.65	3	Vertical	275	3.00	-	46.97	12.43	1.77	27.85
PK	91.6M	39.15	43.50	-4.35	-10.38	3	Vertical	337	1.00	"Worst"	49.53	15.23	2.23	27.84
PK	101.3M	38.28	43.50	-5.22	-8.27	3	Vertical	353	2.00	-	46.55	17.11	2.42	27.80
PK	199.75M	32.82	43.50	-10.68	-8.31	3	Vertical	120	2.00	-	41.13	15.26	3.70	27.27
PK	494.63M	35.29	46.00	-10.71	-5.70	3	Vertical	172	4.00	-	40.99	17.40	4.78	27.88
PK	692.51M	36.92	46.00	-9.08	-1.97	3	Vertical	193	2.00	-	38.89	19.93	5.77	27.67

Mode 1

20/07/2021

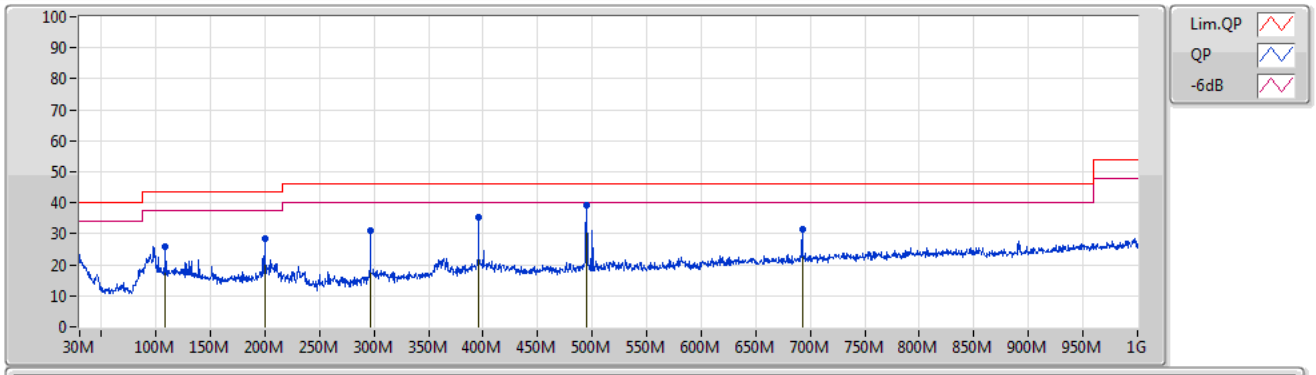

Type	Freq	Level	Limit	Margin	Factor	Dist	Condition	Azimuth	Height	Comment	Raw	AF	CL	PA
	(Hz)	(dBuV/m)	(dBuV/m)	(dB)	(dB)	(m)		(°)	(m)		(dBuV)	(dB)	(dB)	(dB)
PK	108.57M	25.85	43.50	-17.65	-7.42	3	Horizontal	13	1.00	-	33.27	17.79	2.53	27.74
PK	199.75M	28.62	43.50	-14.88	-8.31	3	Horizontal	27	1.00	-	36.93	15.26	3.70	27.27
PK	296.75M	30.95	46.00	-15.05	-9.39	3	Horizontal	253	3.00	-	40.34	13.21	3.77	26.37
PK	395.69M	35.27	46.00	-10.73	-6.94	3	Horizontal	339	1.00	-	42.21	16.08	4.28	27.30
PK	494.63M	39.31	46.00	-6.69	-5.70	3	Horizontal	115	4.00	"Worst"	45.01	17.40	4.78	27.88
PK	692.51M	31.67	46.00	-14.33	-1.97	3	Horizontal	0	2.00	-	33.64	19.93	5.77	27.67

Summary

Mode	Result	Type	Freq (Hz)	Level (dBuV/m)	Limit (dBuV/m)	Margin (dB)	Dist (m)	Condition	Azimuth (°)	Height (m)	Comments
5.725-5.85GHz	-	-	-	-	-	-	-	-	-	-	-
802.11ax HEW80_Nss1,(MCS0)_4TX	Pass	PK	5.638G	68.06	68.20	-0.14	3	Horizontal	292	1.56	-

802.11a_Nss1,(6Mbps)_4TX

5180MHz_TnomVnom

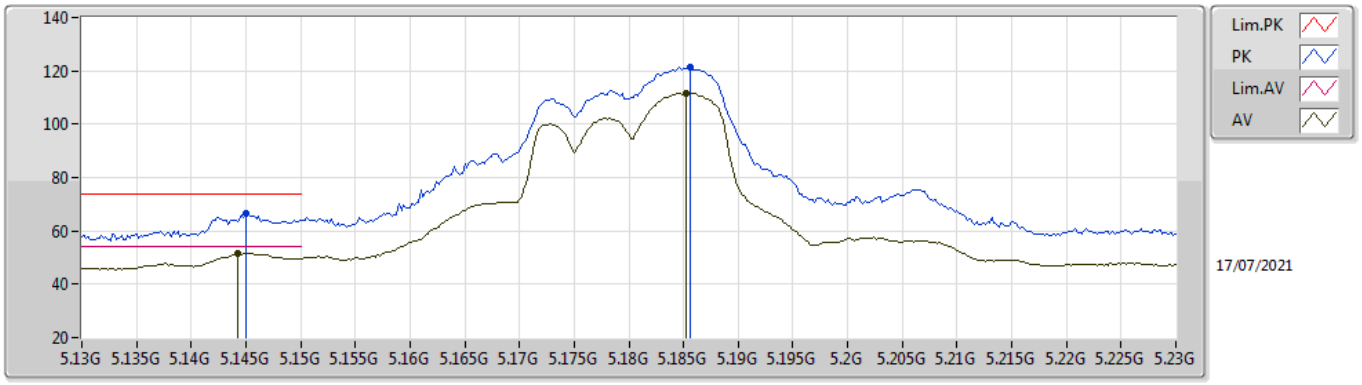

EUT Y_4TX
Setting 23.5
01-A-C-5-13

Type	Freq	Level	Limit	Margin	Raw	Dist	Condition	Azimuth	Height	Comment	AF	CL	PA
	(Hz)	(dBuV/m)	(dBuV/m)	(dB)	(dBuV)	(m)		(°)	(m)		(dB)	(dB)	(dB)
PK	5.145G	66.31	74.00	-7.69	61.48	3	Vertical	172	2.93	-	32.60	5.17	32.94
AV	5.1442G	51.71	54.00	-2.29	46.88	3	Vertical	172	2.93	-	32.60	5.17	32.94
PK	5.1856G	121.30	Inf	-Inf	116.38	3	Vertical	172	2.93	-	32.67	5.19	32.94
AV	5.1852G	111.55	Inf	-Inf	106.63	3	Vertical	172	2.93	-	32.67	5.19	32.94

802.11a_Nss1,(6Mbps)_4TX

5180MHz_TnomVnom

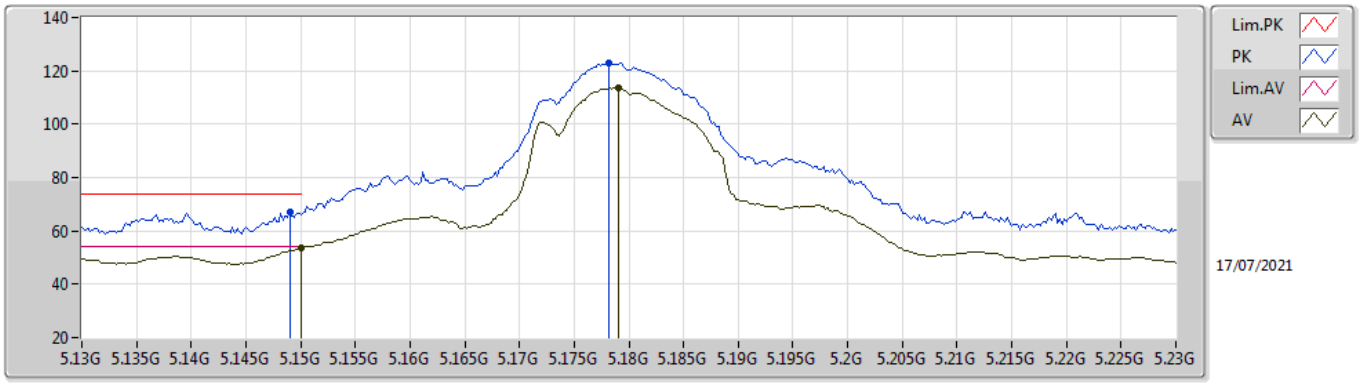

EUT Y_4TX
Setting 23.5
01-A-C-5-13

Type	Freq	Level	Limit	Margin	Raw	Dist	Condition	Azimuth	Height	Comment	AF	CL	PA
	(Hz)	(dBuV/m)	(dBuV/m)	(dB)	(dBuV)	(m)		(°)	(m)		(dB)	(dB)	(dB)
PK	5.149G	67.11	74.00	-6.89	62.28	3	Horizontal	259	1.80	-	32.60	5.17	32.94
AV	5.15G	53.58	54.00	-0.42	48.75	3	Horizontal	259	1.80	-	32.60	5.17	32.94
PK	5.1782G	122.88	Inf	-Inf	117.97	3	Horizontal	259	1.80	-	32.66	5.19	32.94
AV	5.179G	113.49	Inf	-Inf	108.58	3	Horizontal	259	1.80	-	32.66	5.19	32.94

802.11a_Nss1,(6Mbps)_4TX

5180MHz_TnomVnom

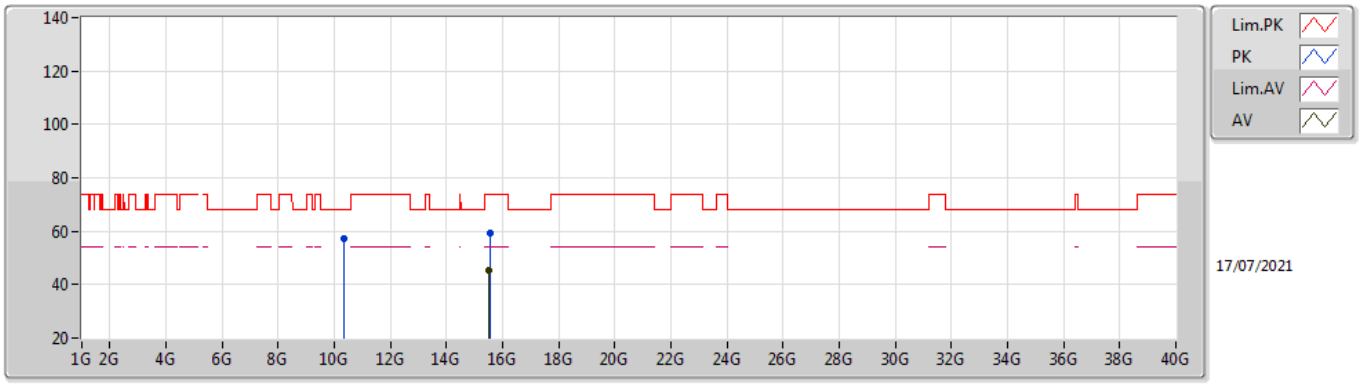

EUT Y_4TX
Setting 23.5
01-A-C-5

Type	Freq	Level	Limit	Margin	Raw	Dist	Condition	Azimuth	Height	Comment	AF	CL	PA
	(Hz)	(dBuV/m)	(dBuV/m)	(dB)	(dBuV)	(m)		(°)	(m)		(dB)	(dB)	(dB)
PK	10.3604G	56.99	68.20	-11.21	44.52	3	Vertical	178	1.81	-	38.16	7.43	33.12
PK	15.5447G	59.10	74.00	-14.90	44.51	3	Vertical	184	1.80	-	38.19	9.21	32.81
AV	15.5202G	45.53	54.00	-8.47	31.01	3	Vertical	184	1.80	-	38.14	9.20	32.82

802.11a_Nss1,(6Mbps)_4TX

5180MHz_TnomVnom

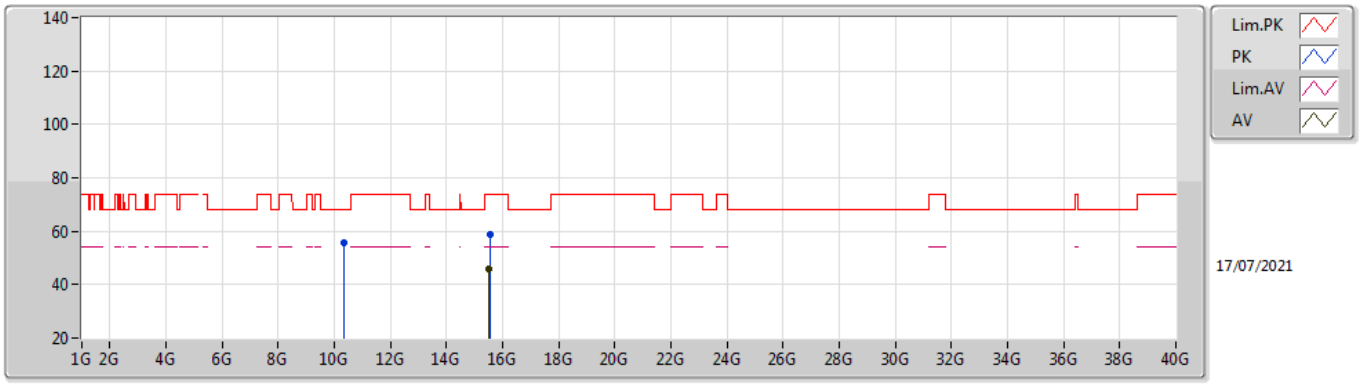

EUT Y_4TX
Setting 23.5
01-A-C-5

Type	Freq	Level	Limit	Margin	Raw	Dist	Condition	Azimuth	Height	Comment	AF	CL	PA
	(Hz)	(dBuV/m)	(dBuV/m)	(dB)	(dBuV)	(m)		(°)	(m)		(dB)	(dB)	(dB)
PK	10.3624G	55.66	68.20	-12.54	43.19	3	Horizontal	155	1.80	-	38.16	7.43	33.12
PK	15.5469G	58.97	74.00	-15.03	44.38	3	Horizontal	151	2.67	-	38.19	9.21	32.81
AV	15.5167G	45.75	54.00	-8.25	31.24	3	Horizontal	151	2.67	-	38.13	9.20	32.82

802.11a_Nss1,(6Mbps)_4TX

5200MHz_TnomVnom

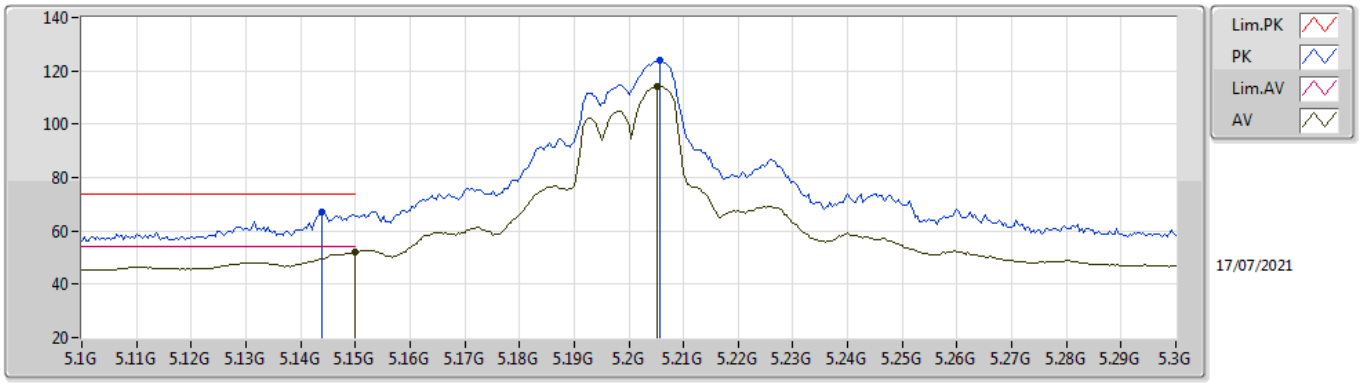

EUT Y_4TX
Setting 25
01-A-C-5-13

Type	Freq	Level	Limit	Margin	Raw	Dist	Condition	Azimuth	Height	Comment	AF	CL	PA
	(Hz)	(dBuV/m)	(dBuV/m)	(dB)	(dBuV)	(m)		(°)	(m)		(dB)	(dB)	(dB)
PK	5.144G	67.01	74.00	-6.99	62.18	3	Vertical	172	2.88	-	32.60	5.17	32.94
AV	5.15G	52.08	54.00	-1.92	47.25	3	Vertical	172	2.88	-	32.60	5.17	32.94
PK	5.2056G	123.89	Inf	-Inf	118.91	3	Vertical	172	2.88	-	32.71	5.21	32.94
AV	5.2052G	114.19	Inf	-Inf	109.21	3	Vertical	172	2.88	-	32.71	5.21	32.94

802.11a_Nss1,(6Mbps)_4TX

5200MHz_TnomVnom

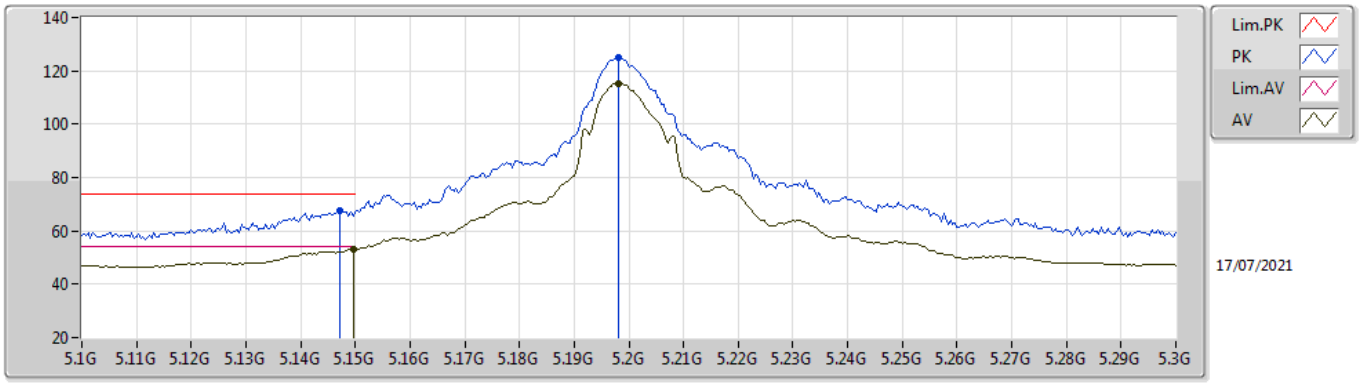

EUT Y_4TX
Setting 25
01-A-C-5-13

Type	Freq	Level	Limit	Margin	Raw	Dist	Condition	Azimuth	Height	Comment	AF	CL	PA
	(Hz)	(dBuV/m)	(dBuV/m)	(dB)	(dBuV)	(m)		(°)	(m)		(dB)	(dB)	(dB)
PK	5.1472G	67.66	74.00	-6.34	62.83	3	Horizontal	261	1.93	-	32.60	5.17	32.94
AV	5.1496G	52.97	54.00	-1.03	48.14	3	Horizontal	261	1.93	-	32.60	5.17	32.94
PK	5.198G	124.80	Inf	-Inf	119.84	3	Horizontal	261	1.93	-	32.70	5.20	32.94
AV	5.198G	115.39	Inf	-Inf	110.43	3	Horizontal	261	1.93	-	32.70	5.20	32.94

802.11a_Nss1,(6Mbps)_4TX

5200MHz_TnomVnom

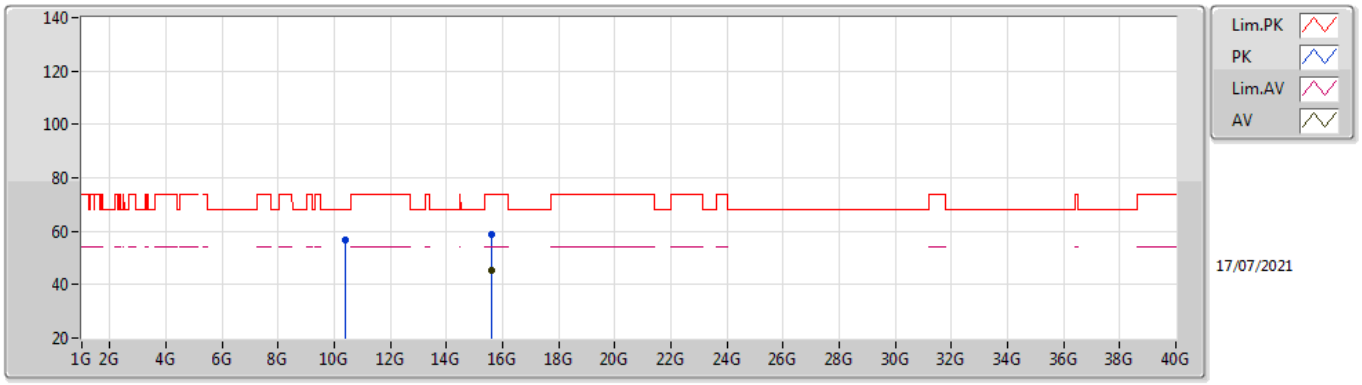

EUT Y_4TX
Setting 25
01-A-C-5

Type	Freq	Level	Limit	Margin	Raw	Dist	Condition	Azimuth	Height	Comment	AF	CL	PA
	(Hz)	(dBuV/m)	(dBuV/m)	(dB)	(dBuV)	(m)		(°)	(m)		(dB)	(dB)	(dB)
PK	10.4003G	56.53	68.20	-11.67	43.98	3	Vertical	197	1.82	-	38.20	7.44	33.09
PK	15.5999G	58.78	74.00	-15.22	44.06	3	Vertical	7.4	1.80	-	38.30	9.22	32.80
AV	15.5992G	45.33	54.00	-8.67	30.61	3	Vertical	7.4	1.80	-	38.30	9.22	32.80

802.11a_Nss1,(6Mbps)_4TX

5200MHz_TnomVnom

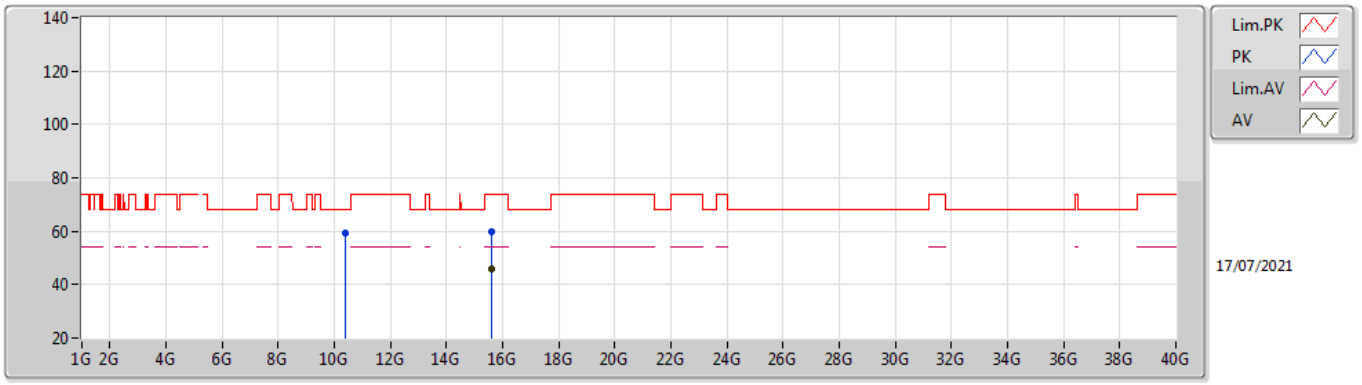

EUT Y_4TX
Setting 25
01-A-C-5

Type	Freq	Level	Limit	Margin	Raw	Dist	Condition	Azimuth	Height	Comment	AF	CL	PA
	(Hz)	(dBuV/m)	(dBuV/m)	(dB)	(dBuV)	(m)		(°)	(m)		(dB)	(dB)	(dB)
PK	10.4059G	59.45	68.20	-8.75	46.89	3	Horizontal	310	2.27	-	38.21	7.44	33.09
PK	15.6064G	59.72	74.00	-14.28	44.99	3	Horizontal	29	2.95	-	38.31	9.22	32.80
AV	15.6036G	45.93	54.00	-8.07	31.21	3	Horizontal	29	2.95	-	38.30	9.22	32.80

802.11a_Nss1,(6Mbps)_4TX

5240MHz_TnomVnom

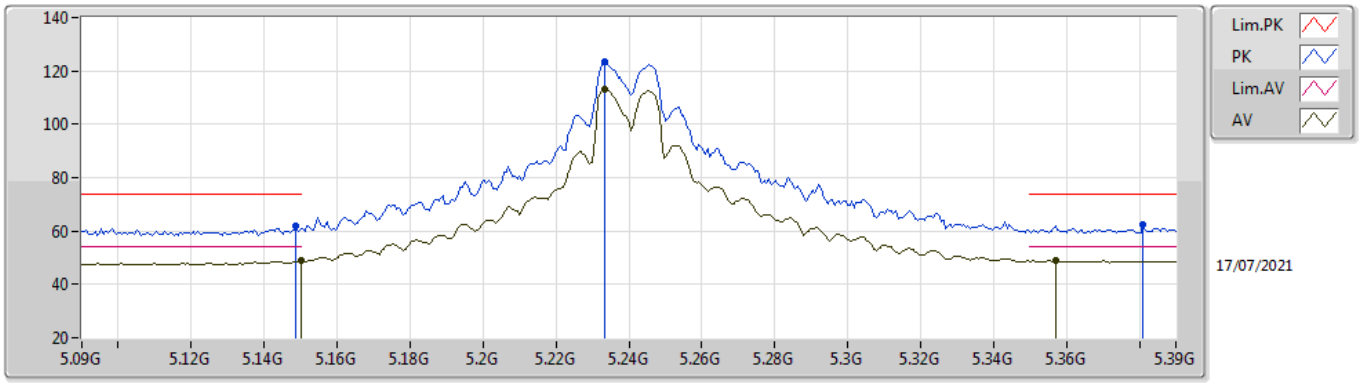

EUT Y_4TX
Setting 31
01-A-C-5-13

Type	Freq	Level	Limit	Margin	Raw	Dist	Condition	Azimuth	Height	Comment	AF	CL	PA
	(Hz)	(dBuV/m)	(dBuV/m)	(dB)	(dBuV)	(m)		(°)	(m)		(dB)	(dB)	(dB)
PK	5.1488G	61.76	74.00	-12.24	56.93	3	Vertical	135	2.02	-	32.60	5.17	32.94
AV	5.15G	48.76	54.00	-5.24	43.93	3	Vertical	135	2.02	-	32.60	5.17	32.94
PK	5.2334G	123.62	Inf	-Inf	118.55	3	Vertical	135	2.02	-	32.77	5.23	32.93
AV	5.2334G	113.11	Inf	-Inf	108.04	3	Vertical	135	2.02	-	32.77	5.23	32.93
PK	5.381G	62.33	74.00	-11.67	56.77	3	Vertical	135	2.02	-	33.09	5.38	32.91
AV	5.357G	48.80	54.00	-5.20	43.42	3	Vertical	135	2.02	-	32.94	5.36	32.92

802.11a_Nss1,(6Mbps)_4TX

5240MHz_TnomVnom

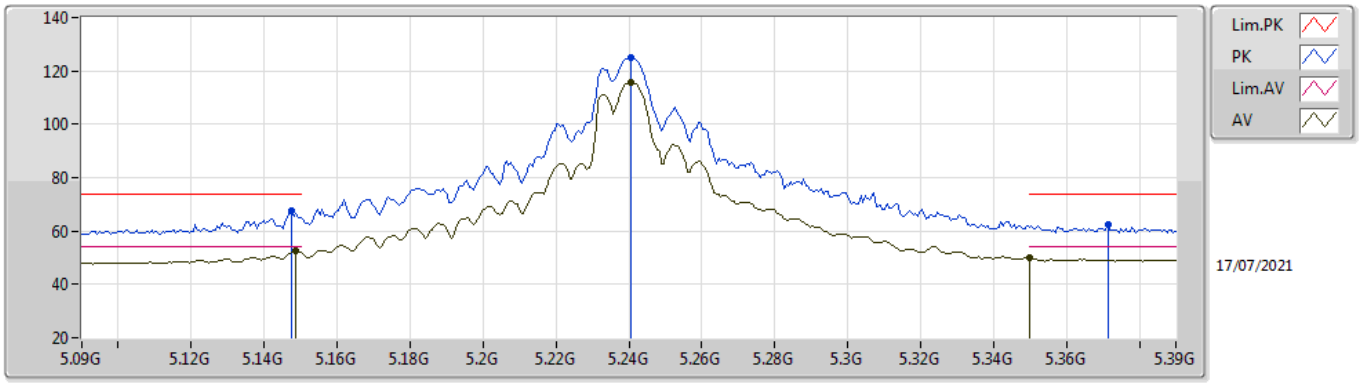

EUT Y_4TX
Setting 31
01-A-C-5-13

Type	Freq	Level	Limit	Margin	Raw	Dist	Condition	Azimuth	Height	Comment	AF	CL	PA
	(Hz)	(dBuV/m)	(dBuV/m)	(dB)	(dBuV)	(m)		(°)	(m)		(dB)	(dB)	(dB)
PK	5.1476G	67.37	74.00	-6.63	62.54	3	Horizontal	297	1.91	-	32.60	5.17	32.94
AV	5.1488G	52.51	54.00	-1.49	47.68	3	Horizontal	297	1.91	-	32.60	5.17	32.94
PK	5.2406G	125.15	Inf	-Inf	120.06	3	Horizontal	297	1.91	-	32.78	5.24	32.93
AV	5.2406G	115.78	Inf	-Inf	110.69	3	Horizontal	297	1.91	-	32.78	5.24	32.93
PK	5.3714G	62.32	74.00	-11.68	56.84	3	Horizontal	297	1.91	-	33.03	5.37	32.92
AV	5.35G	49.81	54.00	-4.19	44.48	3	Horizontal	297	1.91	-	32.90	5.35	32.92

802.11a_Nss1,(6Mbps)_4TX

5240MHz_TnomVnom

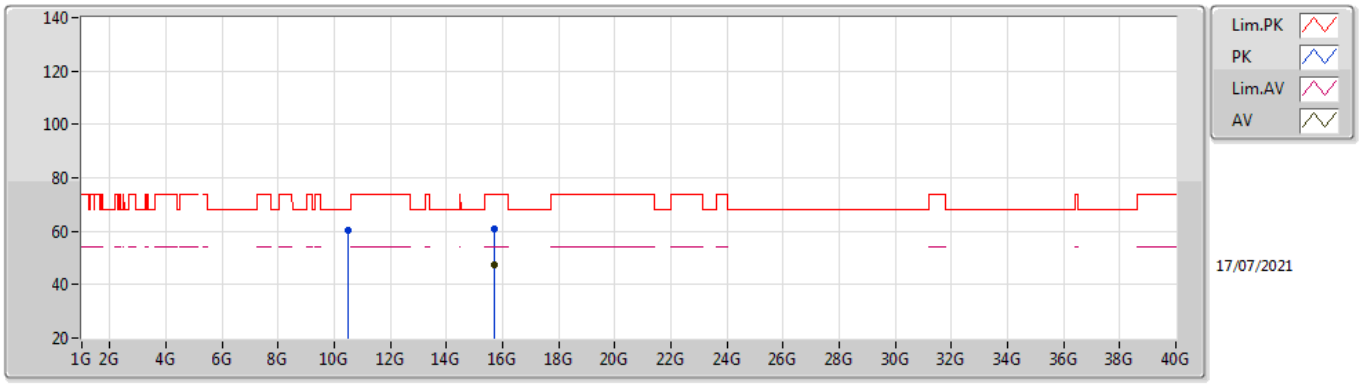

EUT Y_4TX
Setting 31
01-A-C-5

Type	Freq	Level	Limit	Margin	Raw	Dist	Condition	Azimuth	Height	Comment	AF	CL	PA
	(Hz)	(dBuV/m)	(dBuV/m)	(dB)	(dBuV)	(m)		(°)	(m)		(dB)	(dB)	(dB)
PK	10.4825G	60.48	68.20	-7.72	47.67	3	Vertical	6	2.02	-	38.36	7.47	33.02
PK	15.7151G	61.11	74.00	-12.89	46.26	3	Vertical	203	2.92	-	38.40	9.24	32.79
AV	15.7153G	47.36	54.00	-6.64	32.51	3	Vertical	203	2.92	-	38.40	9.24	32.79

802.11a_Nss1,(6Mbps)_4TX

5240MHz_TnomVnom

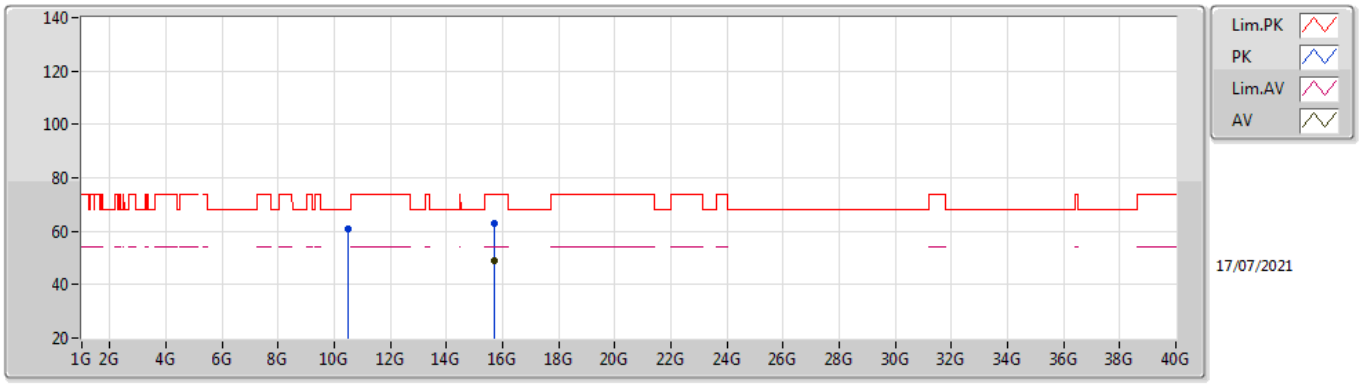

EUT Y_4TX
Setting 31
01-A-C-5

Type	Freq	Level	Limit	Margin	Raw	Dist	Condition	Azimuth	Height	Comment	AF	CL	PA
	(Hz)	(dBuV/m)	(dBuV/m)	(dB)	(dBuV)	(m)		(°)	(m)		(dB)	(dB)	(dB)
PK	10.4797G	60.92	68.20	-7.28	48.12	3	Horizontal	311	2.24	-	38.36	7.47	33.03
PK	15.7216G	63.09	74.00	-10.91	48.23	3	Horizontal	20	2.08	-	38.40	9.24	32.78
AV	15.7224G	49.20	54.00	-4.80	34.34	3	Horizontal	20	2.08	-	38.40	9.24	32.78

802.11a_Nss1,(6Mbps)_4TX

5745MHz_TnomVnom

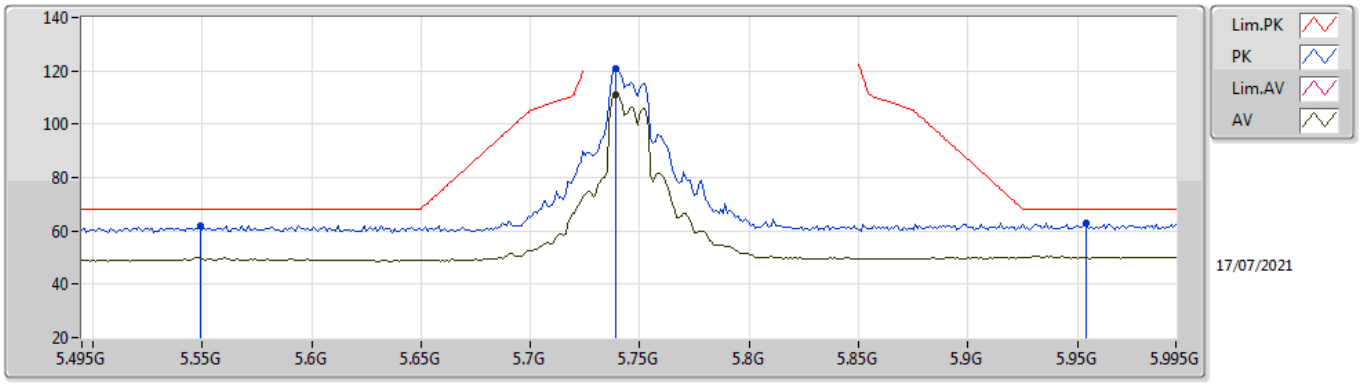

EUT Y_4TX
Setting 31
01-A-C-5-13

Type	Freq	Level	Limit	Margin	Raw	Dist	Condition	Azimuth	Height	Comment	AF	CL	PA
	(Hz)	(dBuV/m)	(dBuV/m)	(dB)	(dBuV)	(m)		(°)	(m)		(dB)	(dB)	(dB)
PK	5.549G	62.06	68.20	-6.14	55.86	3	Vertical	354	1.83	-	33.70	5.40	32.90
PK	5.739G	120.85	Inf	-Inf	114.24	3	Vertical	354	1.83	-	34.06	5.47	32.92
AV	5.739G	110.87	Inf	-Inf	104.26	3	Vertical	354	1.83	-	34.06	5.47	32.92
PK	5.954G	62.90	68.20	-5.30	55.33	3	Vertical	354	1.83	-	35.02	5.50	32.95

802.11a_Nss1,(6Mbps)_4TX

5745MHz_TnomVnom

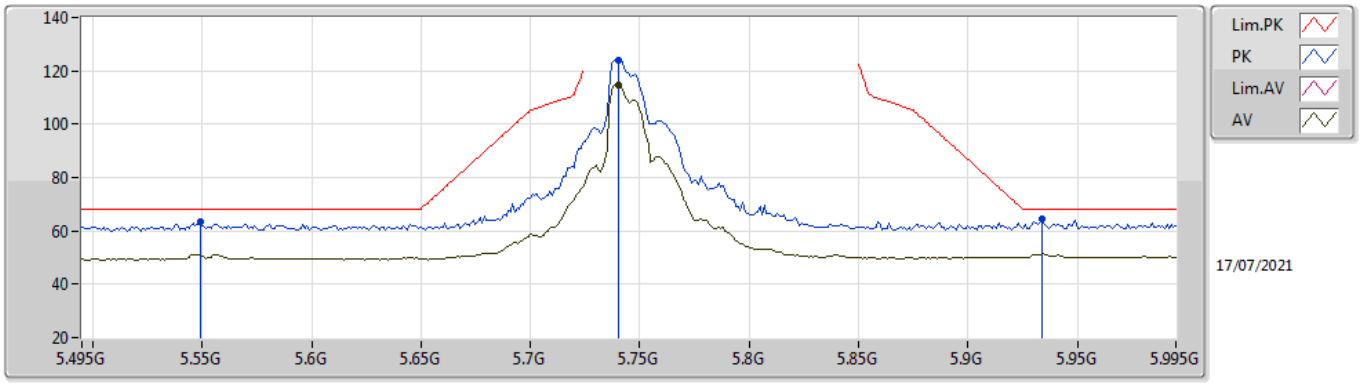

EUT Y_4TX
Setting 31
01-A-C-5-13

Type	Freq	Level	Limit	Margin	Raw	Dist	Condition	Azimuth	Height	Comment	AF	CL	PA
	(Hz)	(dBuV/m)	(dBuV/m)	(dB)	(dBuV)	(m)		(°)	(m)		(dB)	(dB)	(dB)
PK	5.549G	63.45	68.20	-4.75	57.25	3	Horizontal	285	1.67	-	33.70	5.40	32.90
PK	5.74G	124.03	Inf	-Inf	117.42	3	Horizontal	285	1.67	-	34.06	5.47	32.92
AV	5.74G	114.77	Inf	-Inf	108.16	3	Horizontal	285	1.67	-	34.06	5.47	32.92
PK	5.934G	64.33	68.20	-3.87	56.83	3	Horizontal	285	1.67	-	34.94	5.50	32.94

802.11a_Nss1,(6Mbps)_4TX

5745MHz_TnomVnom

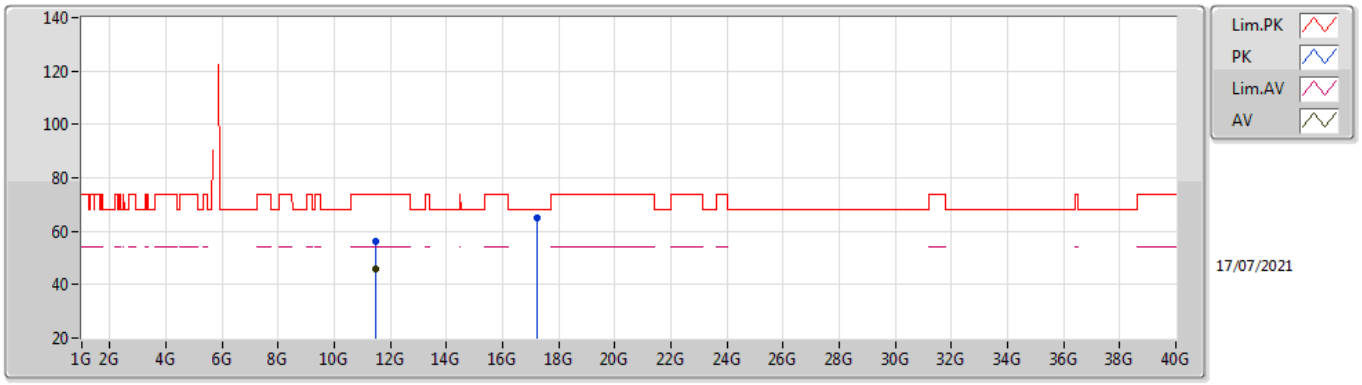

EUT Y_4TX
Setting 31
01-A-C-5

Type	Freq	Level	Limit	Margin	Raw	Dist	Condition	Azimuth	Height	Comment	AF	CL	PA
	(Hz)	(dBuV/m)	(dBuV/m)	(dB)	(dBuV)	(m)		(°)	(m)		(dB)	(dB)	(dB)
PK	11.48994G	56.32	74.00	-17.68	42.91	3	Vertical	345	1.66	-	38.40	7.82	32.81
AV	11.48994G	45.66	54.00	-8.34	32.25	3	Vertical	345	1.66	-	38.40	7.82	32.81
PK	17.22654G	64.81	68.20	-3.39	45.41	3	Vertical	182	1.32	-	41.68	9.73	32.01

802.11a_Nss1,(6Mbps)_4TX

5745MHz_TnomVnom

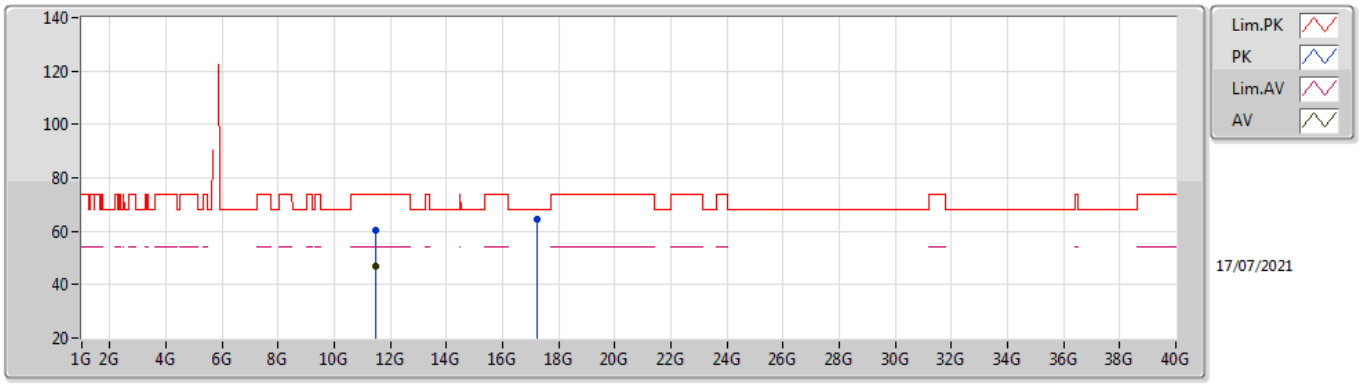

EUT Y_4TX
Setting 31
01-A-C-5

Type	Freq	Level	Limit	Margin	Raw	Dist	Condition	Azimuth	Height	Comment	AF	CL	PA
	(Hz)	(dBuV/m)	(dBuV/m)	(dB)	(dBuV)	(m)		(°)	(m)		(dB)	(dB)	(dB)
PK	11.48436G	60.60	74.00	-13.40	47.19	3	Horizontal	6	1.78	-	38.40	7.82	32.81
AV	11.4834G	47.12	54.00	-6.88	33.71	3	Horizontal	6	1.78	-	38.40	7.82	32.81
PK	17.2293G	64.64	68.20	-3.56	45.23	3	Horizontal	128	1.79	-	41.69	9.73	32.01

802.11a_Nss1,(6Mbps)_4TX

5785MHz_TnomVnom

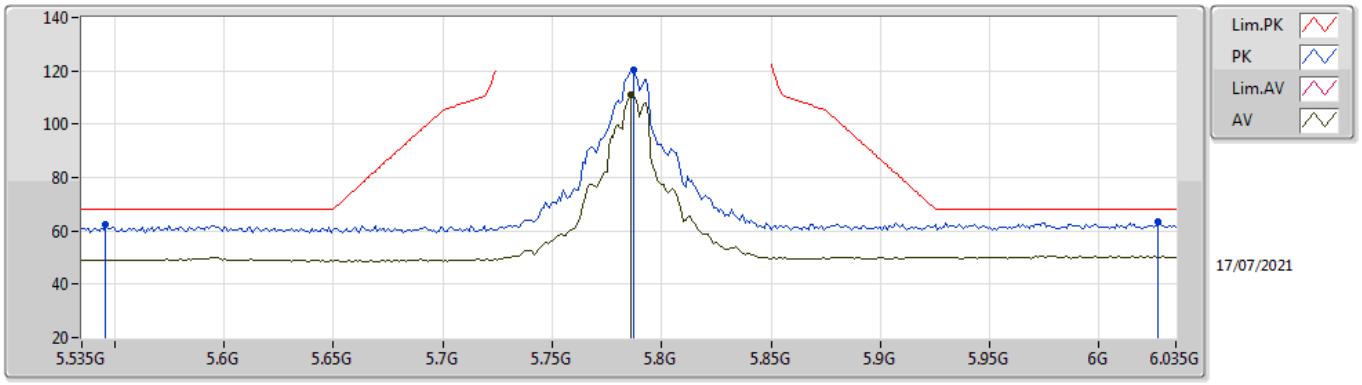

EUT Y_4TX
Setting 31
01-A-C-5-13

Type	Freq	Level	Limit	Margin	Raw	Dist	Condition	Azimuth	Height	Comment	AF	CL	PA
	(Hz)	(dBuV/m)	(dBuV/m)	(dB)	(dBuV)	(m)		(°)	(m)		(dB)	(dB)	(dB)
PK	5.546G	62.37	68.20	-5.83	56.19	3	Vertical	351	1.80	-	33.68	5.40	32.90
PK	5.787G	120.15	Inf	-Inf	113.34	3	Vertical	351	1.80	-	34.25	5.49	32.93
AV	5.786G	111.11	Inf	-Inf	104.31	3	Vertical	351	1.80	-	34.24	5.49	32.93
PK	6.027G	63.57	68.20	-4.63	55.77	3	Vertical	351	1.80	-	35.20	5.55	32.95

802.11a_Nss1,(6Mbps)_4TX

5785MHz_TnomVnom

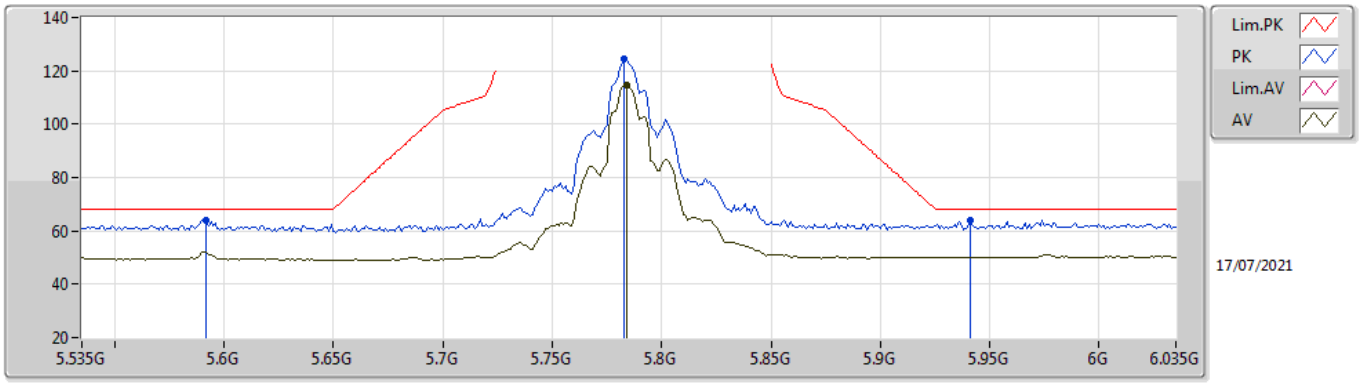

EUT Y_4TX
Setting 31
01-A-C-5-13

Type	Freq	Level	Limit	Margin	Raw	Dist	Condition	Azimuth	Height	Comment	AF	CL	PA
	(Hz)	(dBuV/m)	(dBuV/m)	(dB)	(dBuV)	(m)		(°)	(m)		(dB)	(dB)	(dB)
PK	5.592G	64.16	68.20	-4.04	57.89	3	Horizontal	267	1.80	-	33.78	5.40	32.91
PK	5.783G	124.44	Inf	-Inf	117.65	3	Horizontal	267	1.80	-	34.23	5.49	32.93
AV	5.784G	114.77	Inf	-Inf	107.97	3	Horizontal	267	1.80	-	34.24	5.49	32.93
PK	5.941G	63.91	68.20	-4.29	56.39	3	Horizontal	267	1.80	-	34.96	5.50	32.94

802.11a_Nss1,(6Mbps)_4TX

5785MHz_TnomVnom

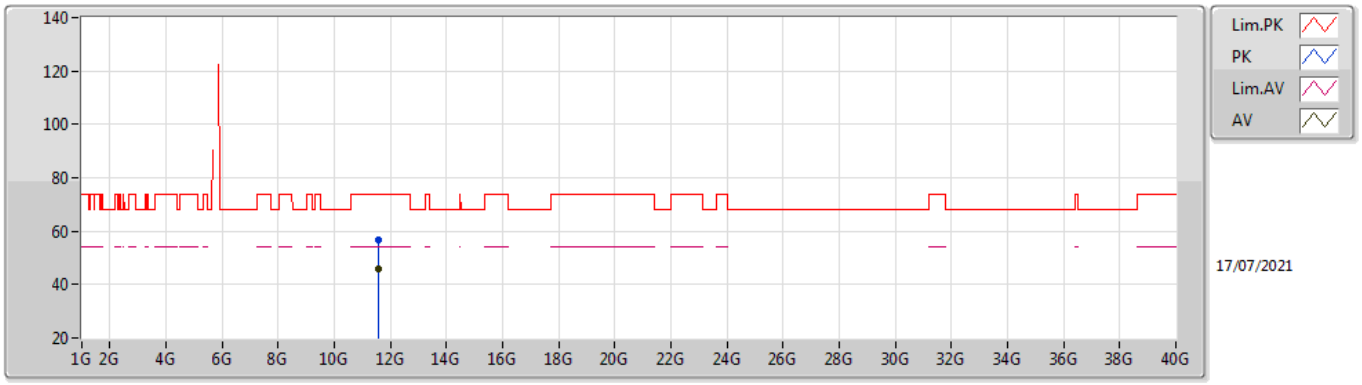

EUT Y_4TX
Setting 31
01-A-C-5

Type	Freq	Level	Limit	Margin	Raw	Dist	Condition	Azimuth	Height	Comment	AF	CL	PA
	(Hz)	(dBuV/m)	(dBuV/m)	(dB)	(dBuV)	(m)		(°)	(m)		(dB)	(dB)	(dB)
PK	11.56985G	56.67	74.00	-17.33	43.24	3	Vertical	21	1.76	-	38.40	7.85	32.82
AV	11.56993G	45.67	54.00	-8.33	32.24	3	Vertical	21	1.76	-	38.40	7.85	32.82

802.11a_Nss1,(6Mbps)_4TX

5785MHz_TnomVnom

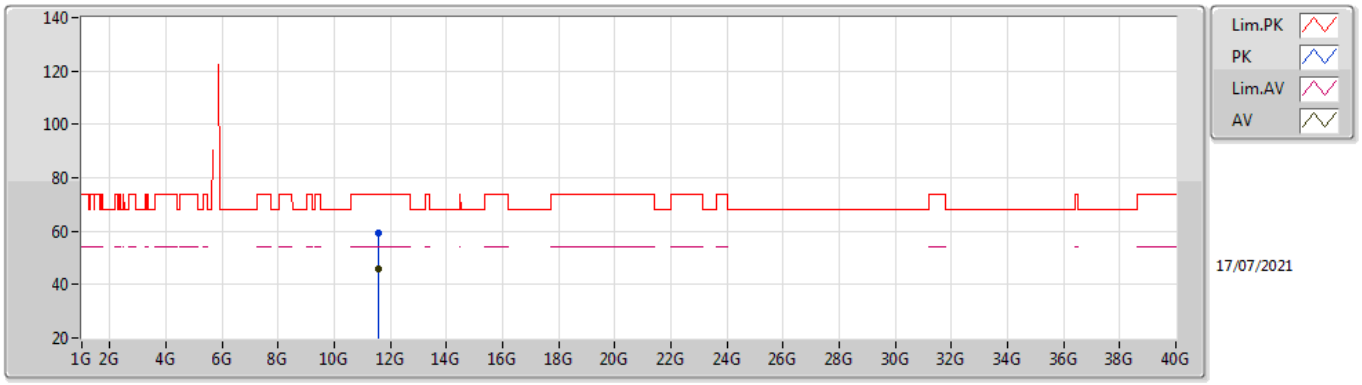

EUT Y_4TX
Setting 31
01-A-C-5

Type	Freq	Level	Limit	Margin	Raw	Dist	Condition	Azimuth	Height	Comment	AF	CL	PA
	(Hz)	(dBuV/m)	(dBuV/m)	(dB)	(dBuV)	(m)		(°)	(m)		(dB)	(dB)	(dB)
PK	11.56986G	59.12	74.00	-14.88	45.69	3	Horizontal	352	2.49	-	38.40	7.85	32.82
AV	11.5699G	45.92	54.00	-8.08	32.49	3	Horizontal	352	2.49	-	38.40	7.85	32.82

802.11a_Nss1,(6Mbps)_4TX

5825MHz_TnomVnom

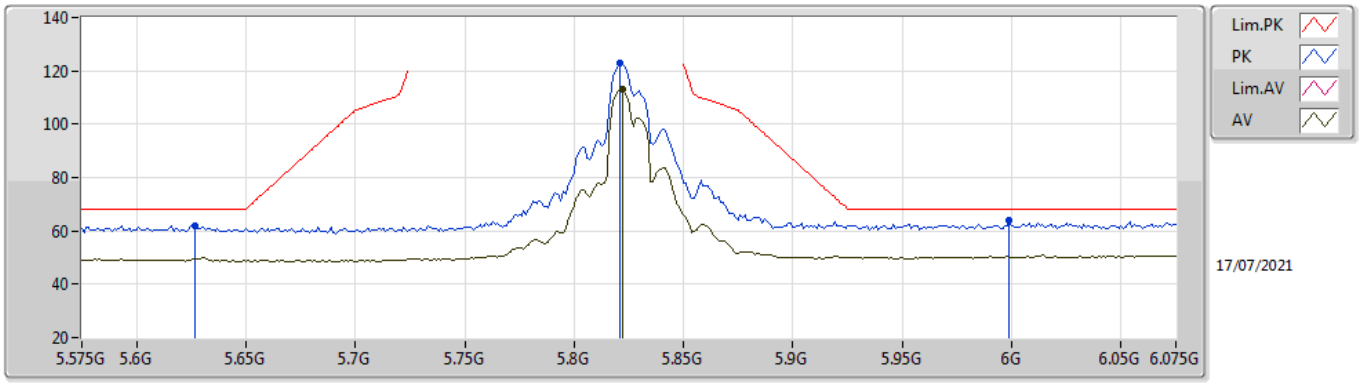

EUT Y_4TX
Setting 31
01-A-C-5-13

Type	Freq	Level	Limit	Margin	Raw	Dist	Condition	Azimuth	Height	Comment	AF	CL	PA
	(Hz)	(dBuV/m)	(dBuV/m)	(dB)	(dBuV)	(m)		(°)	(m)		(dB)	(dB)	(dB)
PK	5.627G	61.93	68.20	-6.27	55.58	3	Vertical	181	2.14	-	33.85	5.41	32.91
PK	5.821G	122.86	Inf	-Inf	115.91	3	Vertical	181	2.14	-	34.38	5.50	32.93
AV	5.822G	112.86	Inf	-Inf	105.90	3	Vertical	181	2.14	-	34.39	5.50	32.93
PK	5.999G	63.97	68.20	-4.23	56.22	3	Vertical	181	2.14	-	35.20	5.50	32.95

802.11a_Nss1,(6Mbps)_4TX

5825MHz_TnomVnom

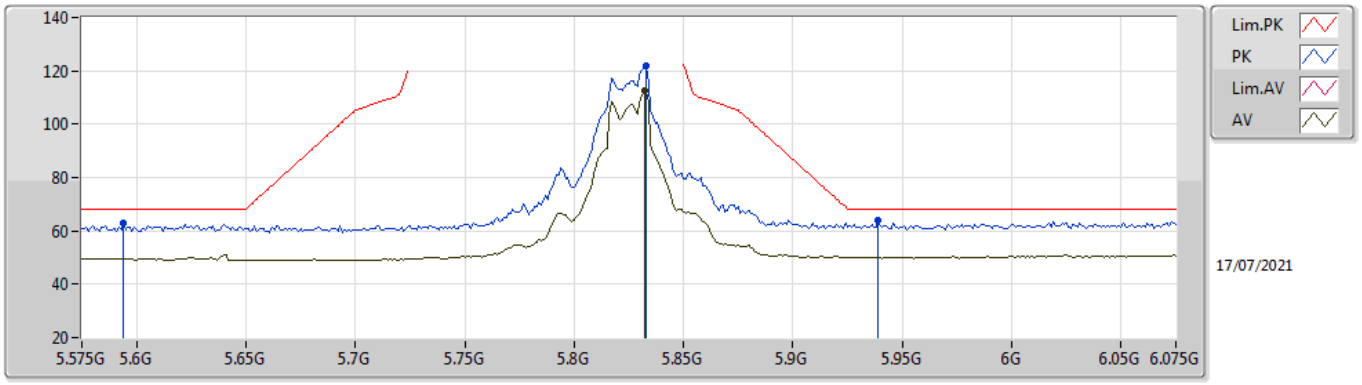

EUT Y_4TX
Setting 31
01-A-C-5-13

Type	Freq	Level	Limit	Margin	Raw	Dist	Condition	Azimuth	Height	Comment	AF	CL	PA
	(Hz)	(dBuV/m)	(dBuV/m)	(dB)	(dBuV)	(m)		(°)	(m)		(dB)	(dB)	(dB)
PK	5.594G	63.06	68.20	-5.14	56.78	3	Horizontal	267	1.81	-	33.79	5.40	32.91
PK	5.833G	121.98	Inf	-Inf	114.98	3	Horizontal	267	1.81	-	34.43	5.50	32.93
AV	5.832G	112.59	Inf	-Inf	105.59	3	Horizontal	267	1.81	-	34.43	5.50	32.93
PK	5.939G	63.78	68.20	-4.42	56.26	3	Horizontal	267	1.81	-	34.96	5.50	32.94

802.11a_Nss1,(6Mbps)_4TX

5825MHz_TnomVnom

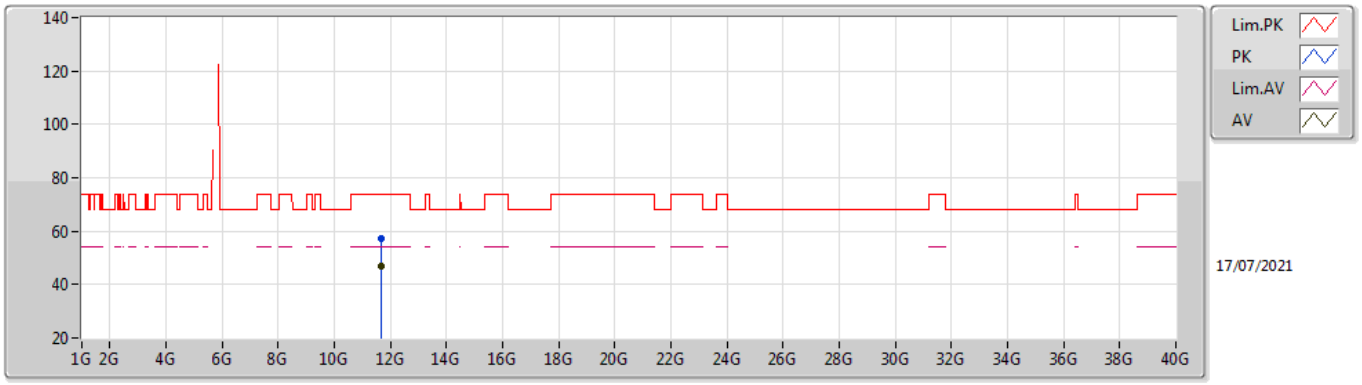

EUT Y_4TX
Setting 31
01-A-C-5

Type	Freq	Level	Limit	Margin	Raw	Dist	Condition	Azimuth	Height	Comment	AF	CL	PA
	(Hz)	(dBuV/m)	(dBuV/m)	(dB)	(dBuV)	(m)		(°)	(m)		(dB)	(dB)	(dB)
PK	11.65011G	57.40	74.00	-16.60	43.90	3	Vertical	22	1.80	-	38.45	7.88	32.83
AV	11.64992G	47.06	54.00	-6.94	33.56	3	Vertical	22	1.80	-	38.45	7.88	32.83

802.11a_Nss1,(6Mbps)_4TX

5825MHz_TnomVnom

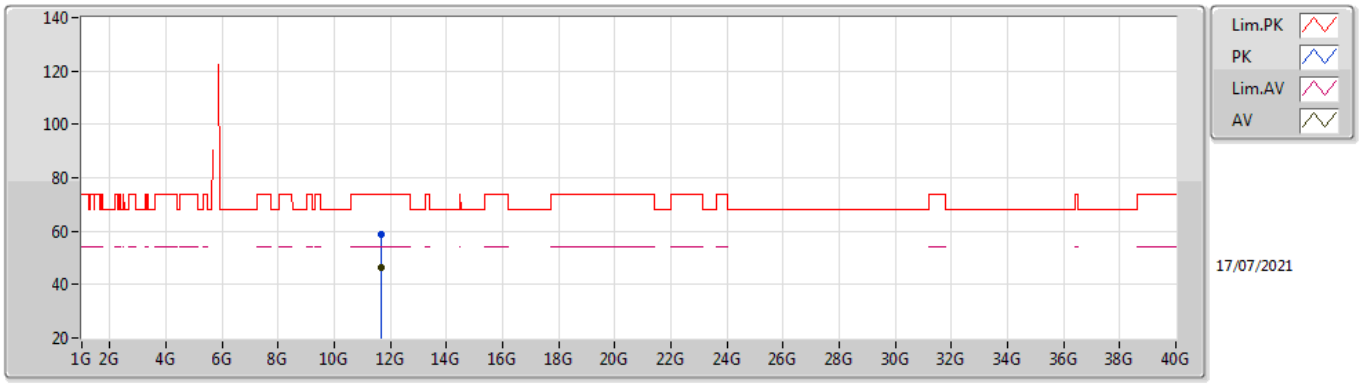

EUT Y_4TX
Setting 31
01-A-C-5

Type	Freq	Level	Limit	Margin	Raw	Dist	Condition	Azimuth	Height	Comment	AF	CL	PA
	(Hz)	(dBuV/m)	(dBuV/m)	(dB)	(dBuV)	(m)		(°)	(m)		(dB)	(dB)	(dB)
PK	11.64977G	58.65	74.00	-15.35	45.15	3	Horizontal	4	1.80	-	38.45	7.88	32.83
AV	11.64996G	46.18	54.00	-7.82	32.68	3	Horizontal	4	1.80	-	38.45	7.88	32.83

802.11ax HEW20_Nss1,(MCS0)_4TX

5180MHz_TnomVnom

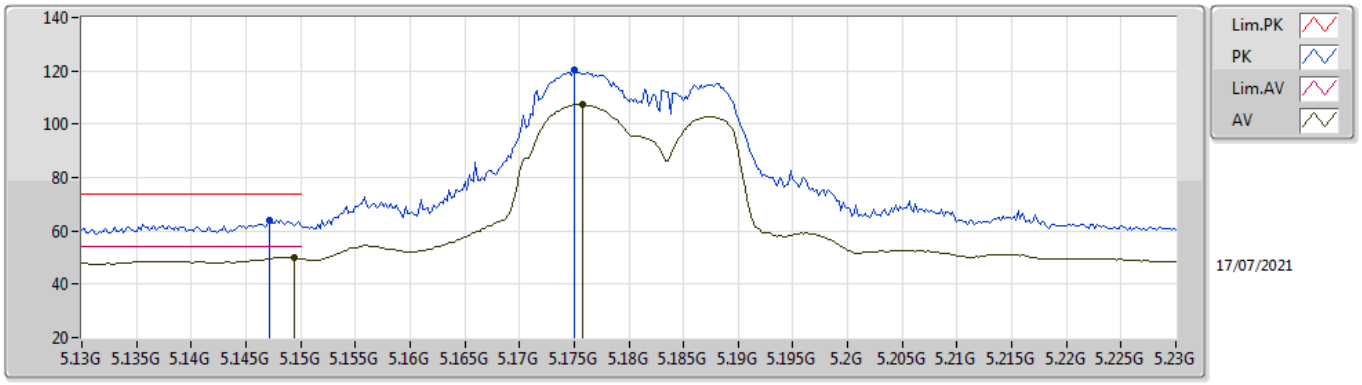

EUT Y_4TX
Setting 22
01-A-C-5-13

Type	Freq	Level	Limit	Margin	Raw	Dist	Condition	Azimuth	Height	Comment	AF	CL	PA
	(Hz)	(dBuV/m)	(dBuV/m)	(dB)	(dBuV)	(m)		(°)	(m)		(dB)	(dB)	(dB)
PK	5.1472G	64.00	74.00	-10.00	59.17	3	Vertical	141	2.07	-	32.60	5.17	32.94
AV	5.1494G	49.95	54.00	-4.05	45.12	3	Vertical	141	2.07	-	32.60	5.17	32.94
PK	5.175G	120.45	Inf	-Inf	115.55	3	Vertical	141	2.07	-	32.65	5.19	32.94
AV	5.1758G	107.43	Inf	-Inf	102.53	3	Vertical	141	2.07	-	32.65	5.19	32.94

802.11ax HEW20_Nss1,(MCS0)_4TX

5180MHz_TnomVnom

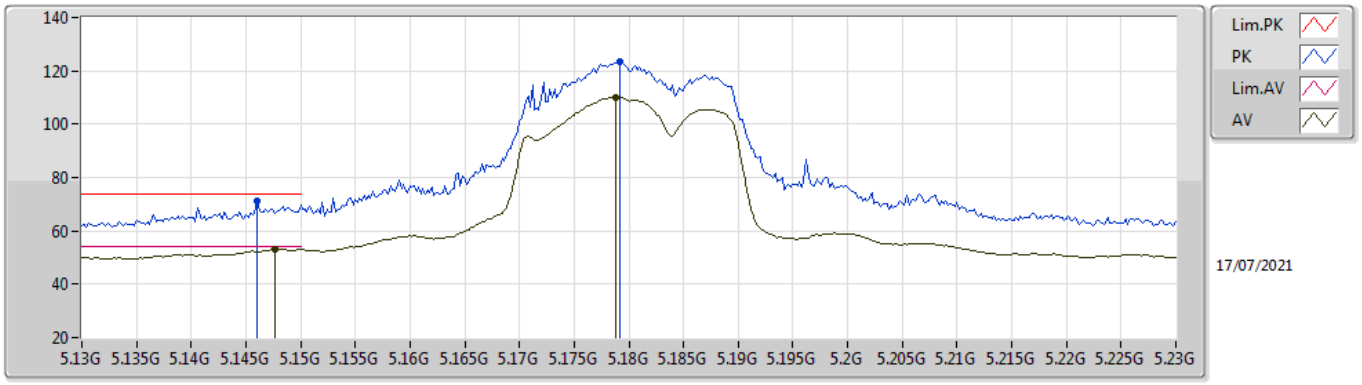

EUT Y_4TX
Setting 22
01-A-C-5-13

Type	Freq	Level	Limit	Margin	Raw	Dist	Condition	Azimuth	Height	Comment	AF	CL	PA
	(Hz)	(dBuV/m)	(dBuV/m)	(dB)	(dBuV)	(m)		(°)	(m)		(dB)	(dB)	(dB)
PK	5.146G	71.45	74.00	-2.55	66.62	3	Horizontal	300	1.79	-	32.60	5.17	32.94
AV	5.1476G	53.03	54.00	-0.97	48.20	3	Horizontal	300	1.79	-	32.60	5.17	32.94
PK	5.1792G	123.68	Inf	-Inf	118.77	3	Horizontal	300	1.79	-	32.66	5.19	32.94
AV	5.1788G	110.23	Inf	-Inf	105.32	3	Horizontal	300	1.79	-	32.66	5.19	32.94

802.11ax HEW20_Nss1,(MCS0)_4TX

5180MHz_TnomVnom

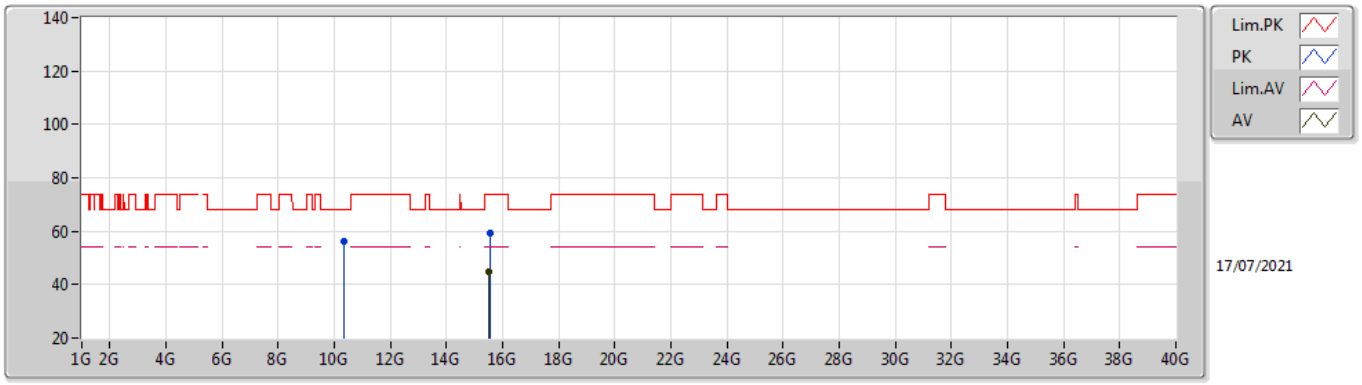

EUT Y_4TX
Setting 22
01-A-C-5

Type	Freq	Level	Limit	Margin	Raw	Dist	Condition	Azimuth	Height	Comment	AF	CL	PA
	(Hz)	(dBuV/m)	(dBuV/m)	(dB)	(dBuV)	(m)		(°)	(m)		(dB)	(dB)	(dB)
PK	10.36138G	56.15	68.20	-12.05	43.68	3	Vertical	182	1.80	-	38.16	7.43	33.12
PK	15.54936G	59.17	74.00	-14.83	44.57	3	Vertical	146	2.92	-	38.20	9.21	32.81
AV	15.52776G	44.81	54.00	-9.19	30.26	3	Vertical	146	2.92	-	38.16	9.21	32.82

802.11ax HEW20_Nss1,(MCS0)_4TX

5180MHz_TnomVnom

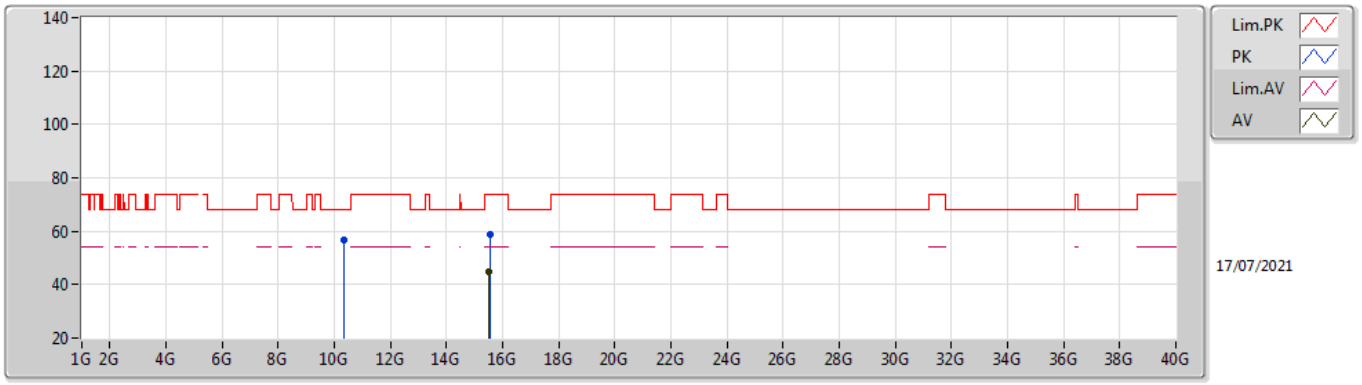

EUT Y_4TX
Setting 22
01-A-C-5

Type	Freq	Level	Limit	Margin	Raw	Dist	Condition	Azimuth	Height	Comment	AF	CL	PA
	(Hz)	(dBuV/m)	(dBuV/m)	(dB)	(dBuV)	(m)		(°)	(m)		(dB)	(dB)	(dB)
PK	10.36018G	56.47	68.20	-11.73	44.00	3	Horizontal	0	2.24	-	38.16	7.43	33.12
PK	15.5444G	58.65	74.00	-15.35	44.06	3	Horizontal	66	1.80	-	38.19	9.21	32.81
AV	15.5185G	44.93	54.00	-9.07	30.41	3	Horizontal	66	1.80	-	38.14	9.20	32.82

802.11ax HEW20_Nss1,(MCS0)_4TX

5200MHz_TnomVnom

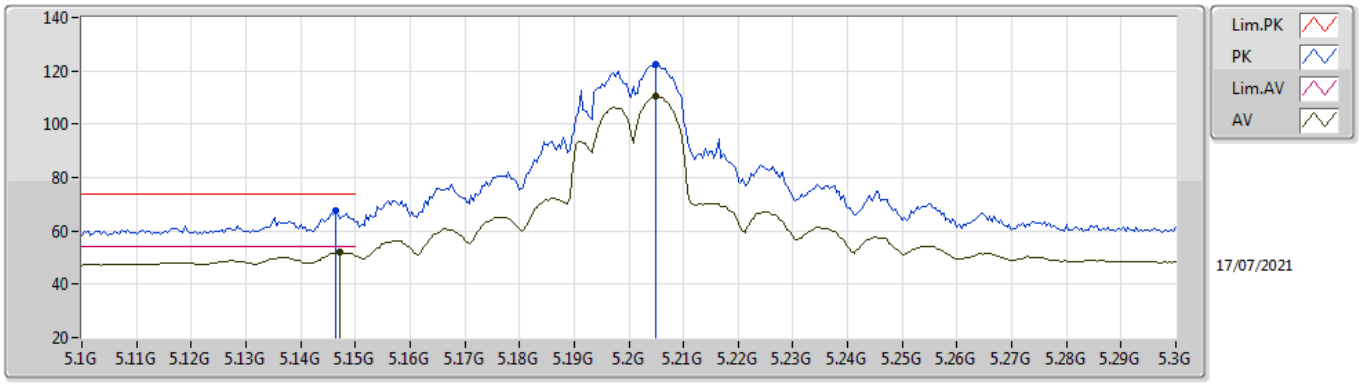

EUT Y_4TX
Setting 24.5
01-A-C-5-13

Type	Freq	Level	Limit	Margin	Raw	Dist	Condition	Azimuth	Height	Comment	AF	CL	PA
	(Hz)	(dBuV/m)	(dBuV/m)	(dB)	(dBuV)	(m)		(°)	(m)		(dB)	(dB)	(dB)
PK	5.1464G	67.35	74.00	-6.65	62.52	3	Vertical	141	1.93	-	32.60	5.17	32.94
AV	5.1472G	51.88	54.00	-2.12	47.05	3	Vertical	141	1.93	-	32.60	5.17	32.94
PK	5.2048G	122.42	Inf	-Inf	117.45	3	Vertical	141	1.93	-	32.71	5.20	32.94
AV	5.2048G	110.28	Inf	-Inf	105.31	3	Vertical	141	1.93	-	32.71	5.20	32.94

802.11ax HEW20_Nss1,(MCS0)_4TX

5200MHz_TnomVnom

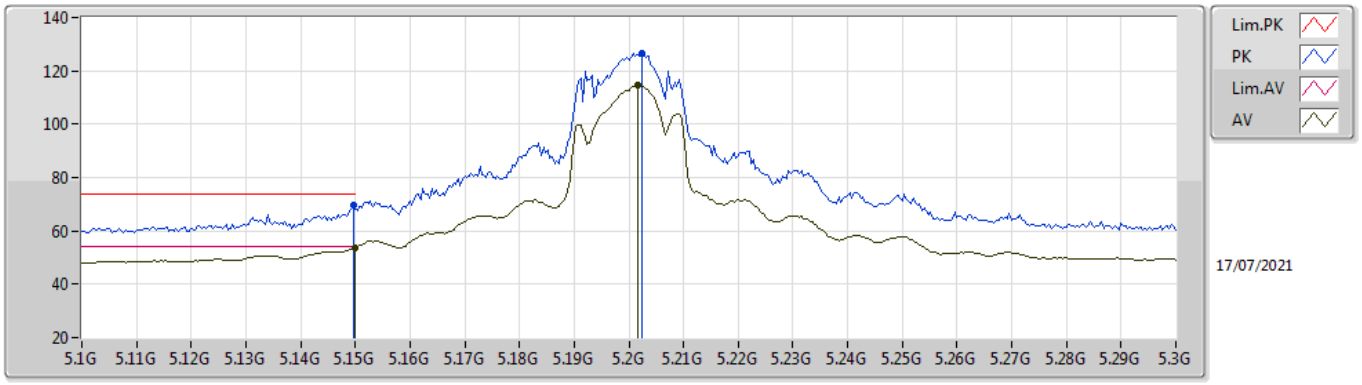

EUT Y_4TX
Setting 24.5
01-A-C-5-13

Type	Freq	Level	Limit	Margin	Raw	Dist	Condition	Azimuth	Height	Comment	AF	CL	PA
	(Hz)	(dBuV/m)	(dBuV/m)	(dB)	(dBuV)	(m)		(°)	(m)		(dB)	(dB)	(dB)
PK	5.1496G	69.74	74.00	-4.26	64.91	3	Horizontal	260	1.66	-	32.60	5.17	32.94
AV	5.15G	53.70	54.00	-0.30	48.87	3	Horizontal	260	1.66	-	32.60	5.17	32.94
PK	5.2024G	126.53	Inf	-Inf	121.57	3	Horizontal	260	1.66	-	32.70	5.20	32.94
AV	5.2016G	114.41	Inf	-Inf	109.45	3	Horizontal	260	1.66	-	32.70	5.20	32.94

802.11ax HEW20_Nss1,(MCS0)_4TX

5200MHz_TnomVnom

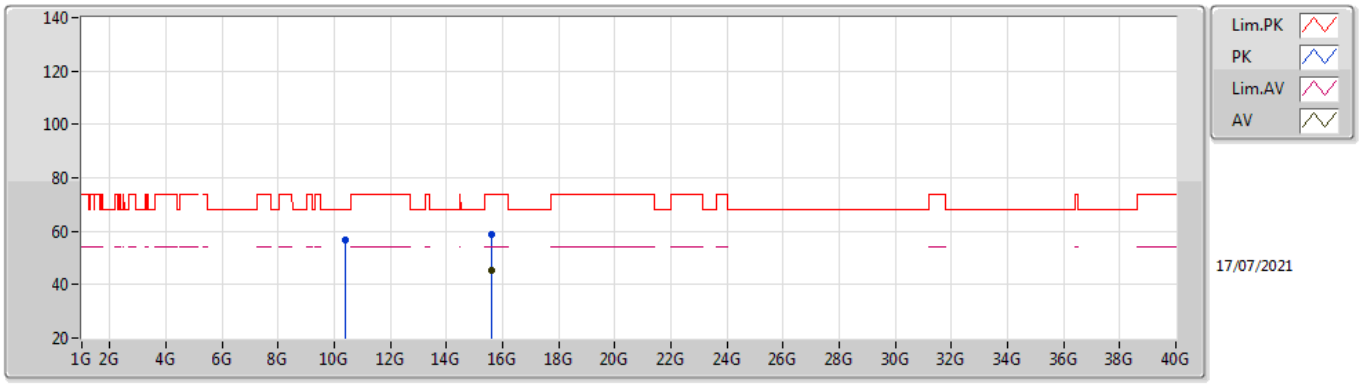

EUT Y_4TX
Setting 24.5
01-A-C-5

Type	Freq	Level	Limit	Margin	Raw	Dist	Condition	Azimuth	Height	Comment	AF	CL	PA
	(Hz)	(dBuV/m)	(dBuV/m)	(dB)	(dBuV)	(m)		(°)	(m)		(dB)	(dB)	(dB)
PK	10.39964G	56.90	68.20	-11.30	44.35	3	Vertical	188	1.80	-	38.20	7.44	33.09
PK	15.59562G	58.94	74.00	-15.06	44.23	3	Vertical	356	1.38	-	38.29	9.22	32.80
AV	15.5904G	45.17	54.00	-8.83	30.48	3	Vertical	356	1.38	-	38.28	9.22	32.81

802.11ax HEW20_Nss1,(MCS0)_4TX

5200MHz_TnomVnom

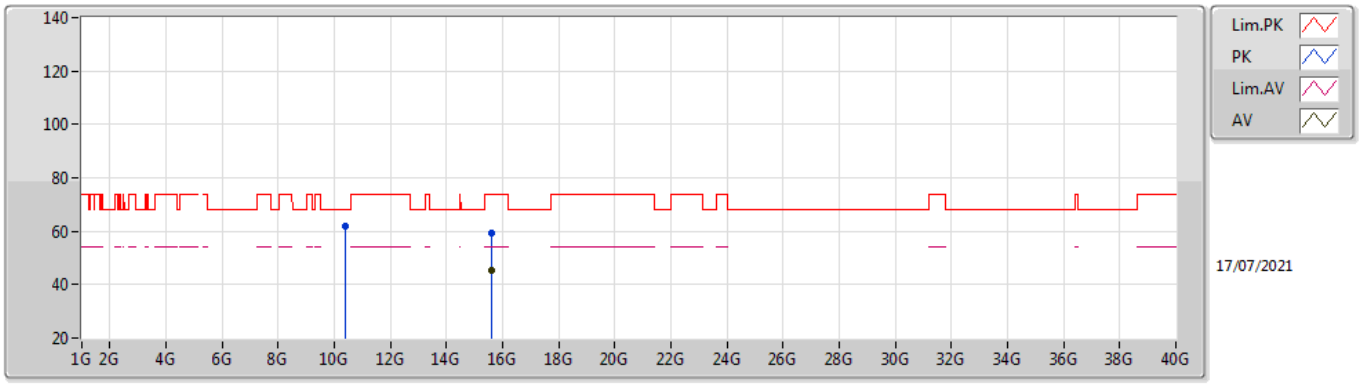

EUT Y_4TX
Setting 24.5
01-A-C-5

Type	Freq	Level	Limit	Margin	Raw	Dist	Condition	Azimuth	Height	Comment	AF	CL	PA
	(Hz)	(dBuV/m)	(dBuV/m)	(dB)	(dBuV)	(m)		(°)	(m)		(dB)	(dB)	(dB)
PK	10.39694G	62.03	68.20	-6.17	49.48	3	Horizontal	7	2.42	-	38.20	7.44	33.09
PK	15.6048G	59.10	74.00	-14.90	44.38	3	Horizontal	23	2.10	-	38.30	9.22	32.80
AV	15.60432G	45.13	54.00	-8.87	30.41	3	Horizontal	23	2.10	-	38.30	9.22	32.80

802.11ax HEW20_Nss1,(MCS0)_4TX

5240MHz_TnomVnom

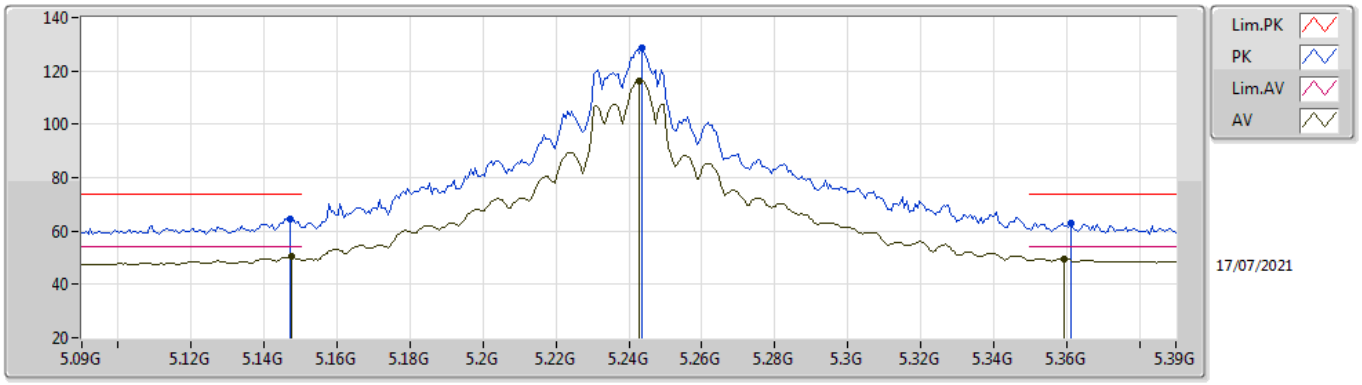

EUT Y_4TX
Setting 31
01-A-C-5-13

Type	Freq	Level	Limit	Margin	Raw	Dist	Condition	Azimuth	Height	Comment	AF	CL	PA
	(Hz)	(dBuV/m)	(dBuV/m)	(dB)	(dBuV)	(m)		(°)	(m)		(dB)	(dB)	(dB)
PK	5.147G	64.66	74.00	-9.34	59.83	3	Vertical	177	2.73	-	32.60	5.17	32.94
AV	5.1476G	50.35	54.00	-3.65	45.52	3	Vertical	177	2.73	-	32.60	5.17	32.94
PK	5.2436G	128.67	Inf	-Inf	123.57	3	Vertical	177	2.73	-	32.79	5.24	32.93
AV	5.243G	116.06	Inf	-Inf	110.96	3	Vertical	177	2.73	-	32.79	5.24	32.93
PK	5.3612G	62.71	74.00	-11.29	57.30	3	Vertical	177	2.73	-	32.97	5.36	32.92
AV	5.3594G	49.61	54.00	-4.39	44.21	3	Vertical	177	2.73	-	32.96	5.36	32.92

802.11ax HEW20_Nss1,(MCS0)_4TX

5240MHz_TnomVnom

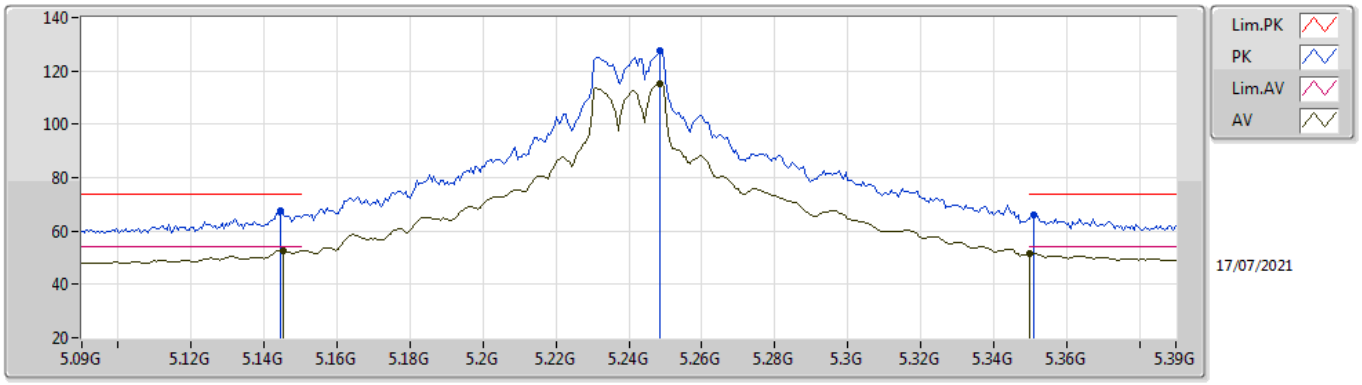

EUT Y_4TX
Setting 31
01-A-C-5-13

Type	Freq	Level	Limit	Margin	Raw	Dist	Condition	Azimuth	Height	Comment	AF	CL	PA
	(Hz)	(dBuV/m)	(dBuV/m)	(dB)	(dBuV)	(m)		(°)	(m)		(dB)	(dB)	(dB)
PK	5.1446G	67.58	74.00	-6.42	62.75	3	Horizontal	260	1.66	-	32.60	5.17	32.94
AV	5.1452G	52.76	54.00	-1.24	47.93	3	Horizontal	260	1.66	-	32.60	5.17	32.94
PK	5.2484G	127.49	Inf	-Inf	122.37	3	Horizontal	260	1.66	-	32.80	5.25	32.93
AV	5.2484G	115.36	Inf	-Inf	110.24	3	Horizontal	260	1.66	-	32.80	5.25	32.93
PK	5.351G	66.13	74.00	-7.87	60.79	3	Horizontal	260	1.66	-	32.91	5.35	32.92
AV	5.35G	51.77	54.00	-2.23	46.44	3	Horizontal	260	1.66	-	32.90	5.35	32.92

802.11ax HEW20_Nss1,(MCS0)_4TX

5240MHz_TnomVnom

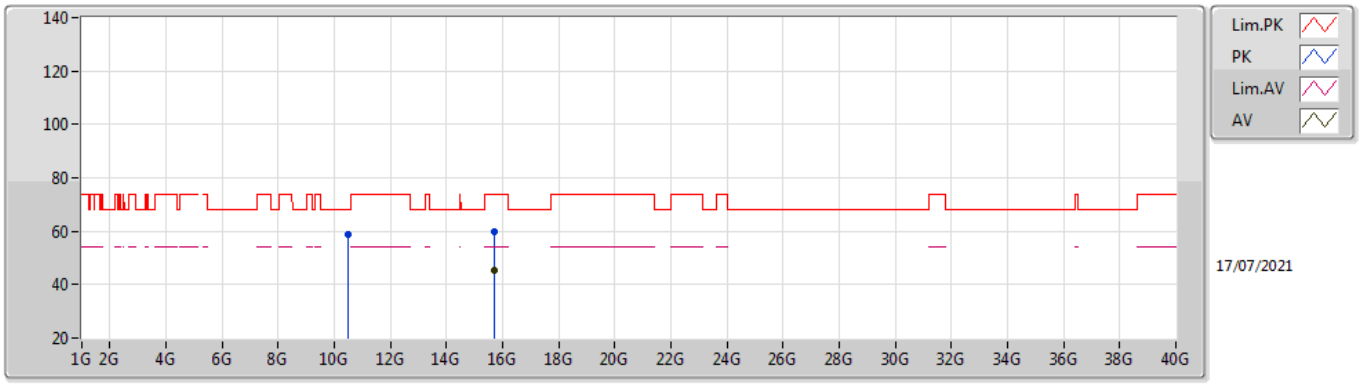

EUT Y_4TX
Setting 31
01-A-C-5

Type	Freq	Level	Limit	Margin	Raw	Dist	Condition	Azimuth	Height	Comment	AF	CL	PA
	(Hz)	(dBuV/m)	(dBuV/m)	(dB)	(dBuV)	(m)		(°)	(m)		(dB)	(dB)	(dB)
PK	10.4803G	58.96	68.20	-9.24	46.16	3	Vertical	141	1.91	-	38.36	7.47	33.03
PK	15.72108G	59.88	74.00	-14.12	45.02	3	Vertical	325	2.40	-	38.40	9.24	32.78
AV	15.7212G	45.11	54.00	-8.89	30.25	3	Vertical	325	2.40	-	38.40	9.24	32.78

802.11ax HEW20_Nss1,(MCS0)_4TX

5240MHz_TnomVnom

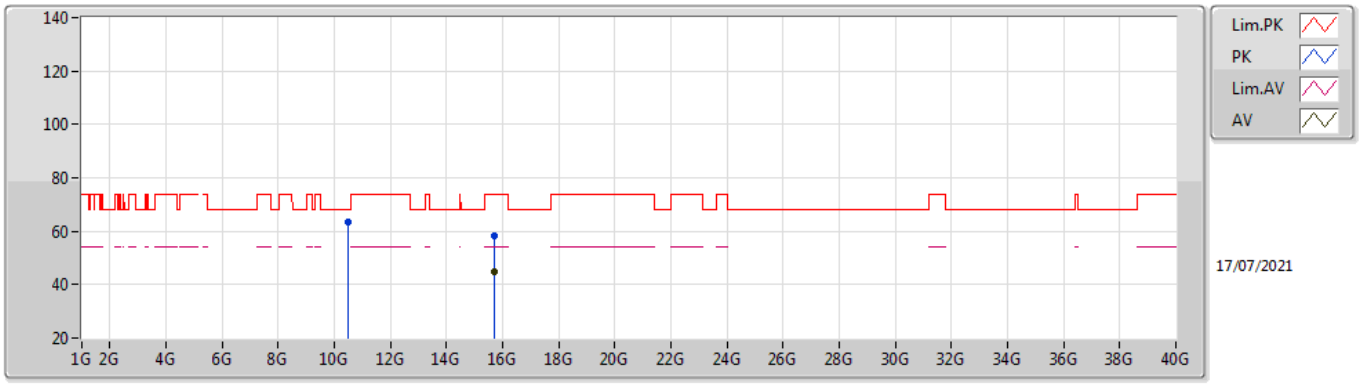

EUT Y_4TX
Setting 31
01-A-C-5

Type	Freq	Level	Limit	Margin	Raw	Dist	Condition	Azimuth	Height	Comment	AF	CL	PA
	(Hz)	(dBuV/m)	(dBuV/m)	(dB)	(dBuV)	(m)		(°)	(m)		(dB)	(dB)	(dB)
PK	10.48072G	63.23	68.20	-4.97	50.43	3	Horizontal	310	2.26	-	38.36	7.47	33.03
PK	15.72444G	58.25	74.00	-15.75	43.39	3	Horizontal	311	2.11	-	38.40	9.24	32.78
AV	15.72108G	44.99	54.00	-9.01	30.13	3	Horizontal	311	2.11	-	38.40	9.24	32.78

802.11ax HEW20_Nss1,(MCS0)_4TX

5745MHz_TnomVnom

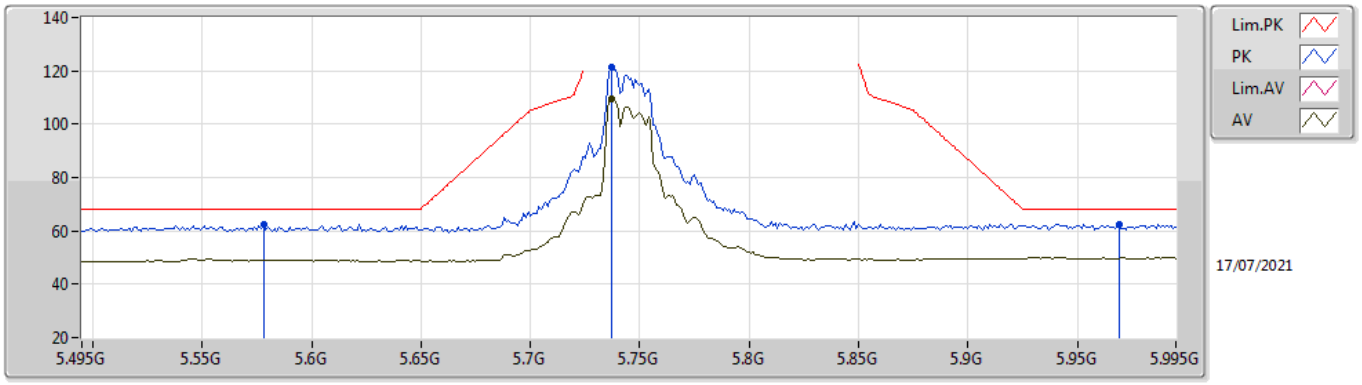

EUT Y_4TX
Setting 31
01-A-C-5-13

Type	Freq	Level	Limit	Margin	Raw	Dist	Condition	Azimuth	Height	Comment	AF	CL	PA
	(Hz)	(dBuV/m)	(dBuV/m)	(dB)	(dBuV)	(m)		(°)	(m)		(dB)	(dB)	(dB)
PK	5.578G	62.48	68.20	-5.72	56.23	3	Vertical	350	1.80	-	33.76	5.40	32.91
PK	5.737G	121.47	Inf	-Inf	114.87	3	Vertical	350	1.80	-	34.05	5.47	32.92
AV	5.737G	109.72	Inf	-Inf	103.12	3	Vertical	350	1.80	-	34.05	5.47	32.92
PK	5.969G	62.61	68.20	-5.59	54.98	3	Vertical	350	1.80	-	35.08	5.50	32.95

802.11ax HEW20_Nss1,(MCS0)_4TX

5745MHz_TnomVnom

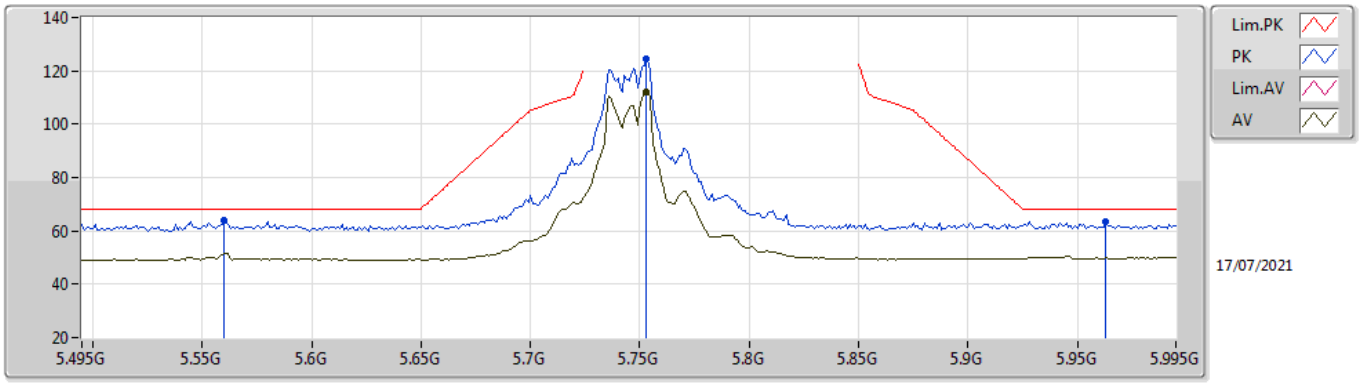

EUT Y_4TX
Setting 31
01-A-C-5-13

Type	Freq	Level	Limit	Margin	Raw	Dist	Condition	Azimuth	Height	Comment	AF	CL	PA
	(Hz)	(dBuV/m)	(dBuV/m)	(dB)	(dBuV)	(m)		(°)	(m)		(dB)	(dB)	(dB)
PK	5.56G	64.18	68.20	-4.02	57.97	3	Horizontal	268	1.88	-	33.72	5.40	32.91
PK	5.753G	124.38	Inf	-Inf	117.72	3	Horizontal	268	1.88	-	34.11	5.48	32.93
AV	5.753G	112.06	Inf	-Inf	105.40	3	Horizontal	268	1.88	-	34.11	5.48	32.93
PK	5.963G	63.68	68.20	-4.52	56.08	3	Horizontal	268	1.88	-	35.05	5.50	32.95

802.11ax HEW20_Nss1,(MCS0)_4TX

5745MHz_TnomVnom

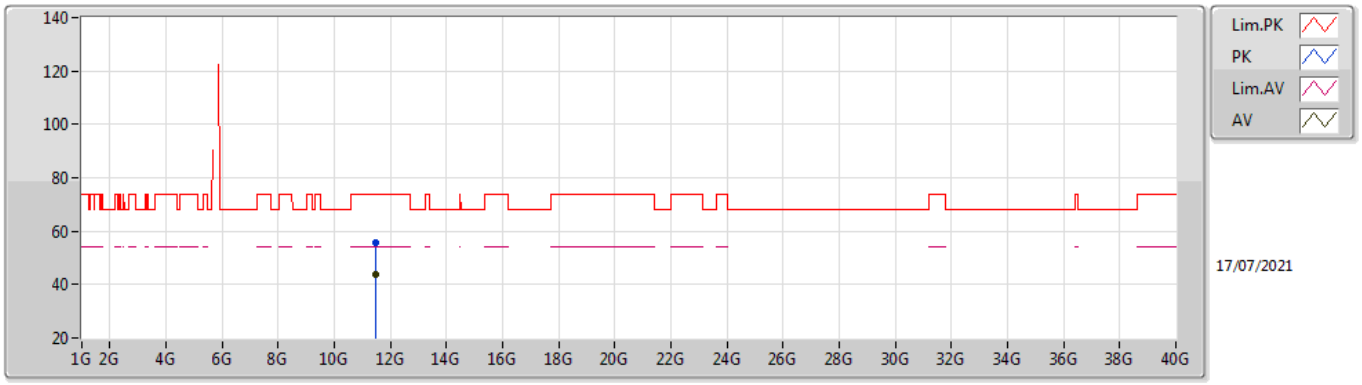

EUT Y_4TX
Setting 31
01-A-C-5

Type	Freq	Level	Limit	Margin	Raw	Dist	Condition	Azimuth	Height	Comment	AF	CL	PA
	(Hz)	(dBuV/m)	(dBuV/m)	(dB)	(dBuV)	(m)		(°)	(m)		(dB)	(dB)	(dB)
PK	11.48364G	55.51	74.00	-18.49	42.10	3	Vertical	360	2.04	-	38.40	7.82	32.81
AV	11.49006G	44.05	54.00	-9.95	30.64	3	Vertical	360	2.04	-	38.40	7.82	32.81

802.11ax HEW20_Nss1,(MCS0)_4TX

5745MHz_TnomVnom

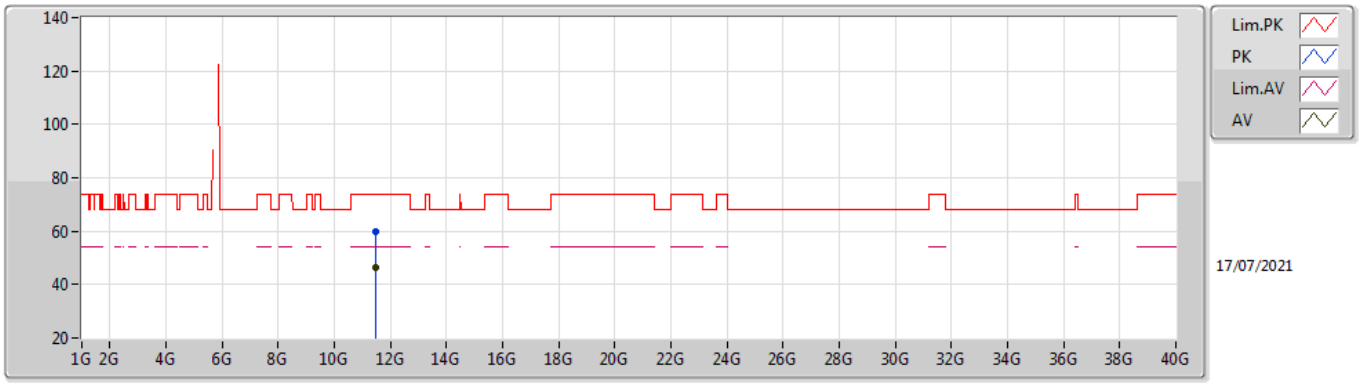

EUT Y_4TX
Setting 31
01-A-C-5

Type	Freq	Level	Limit	Margin	Raw	Dist	Condition	Azimuth	Height	Comment	AF	CL	PA
	(Hz)	(dBuV/m)	(dBuV/m)	(dB)	(dBuV)	(m)		(°)	(m)		(dB)	(dB)	(dB)
PK	11.49414G	60.03	74.00	-13.97	46.62	3	Horizontal	5	1.93	-	38.40	7.82	32.81
AV	11.49414G	46.30	54.00	-7.70	32.89	3	Horizontal	5	1.93	-	38.40	7.82	32.81

802.11ax HEW20_Nss1,(MCS0)_4TX

5785MHz_TnomVnom

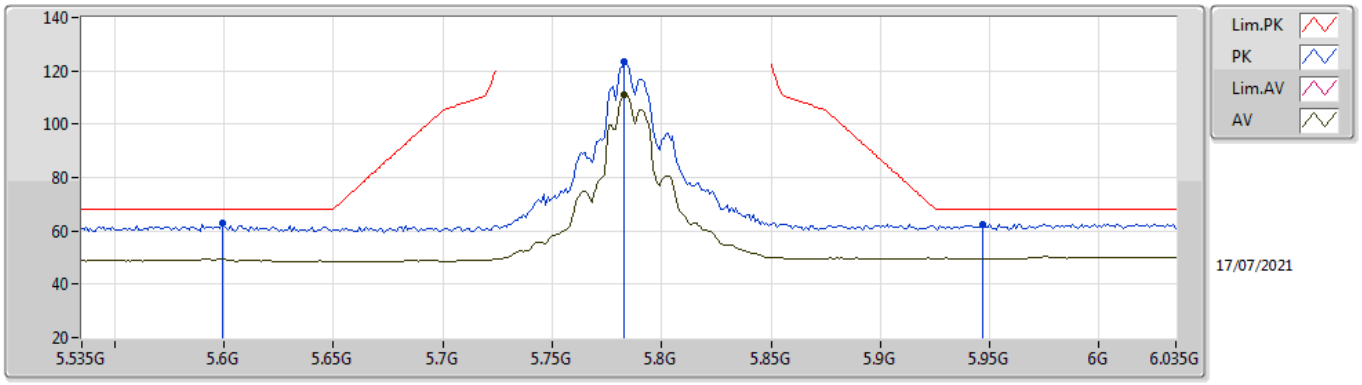

EUT Y_4TX
Setting 31
01-A-C-5-13

Type	Freq	Level	Limit	Margin	Raw	Dist	Condition	Azimuth	Height	Comment	AF	CL	PA
	(Hz)	(dBuV/m)	(dBuV/m)	(dB)	(dBuV)	(m)		(°)	(m)		(dB)	(dB)	(dB)
PK	5.599G	63.10	68.20	-5.10	56.81	3	Vertical	0	1.72	-	33.80	5.40	32.91
PK	5.783G	123.48	Inf	-Inf	116.69	3	Vertical	0	1.72	-	34.23	5.49	32.93
AV	5.783G	110.94	Inf	-Inf	104.15	3	Vertical	0	1.72	-	34.23	5.49	32.93
PK	5.947G	62.63	68.20	-5.57	55.08	3	Vertical	0	1.72	-	34.99	5.50	32.94

802.11ax HEW20_Nss1,(MCS0)_4TX

5785MHz_TnomVnom

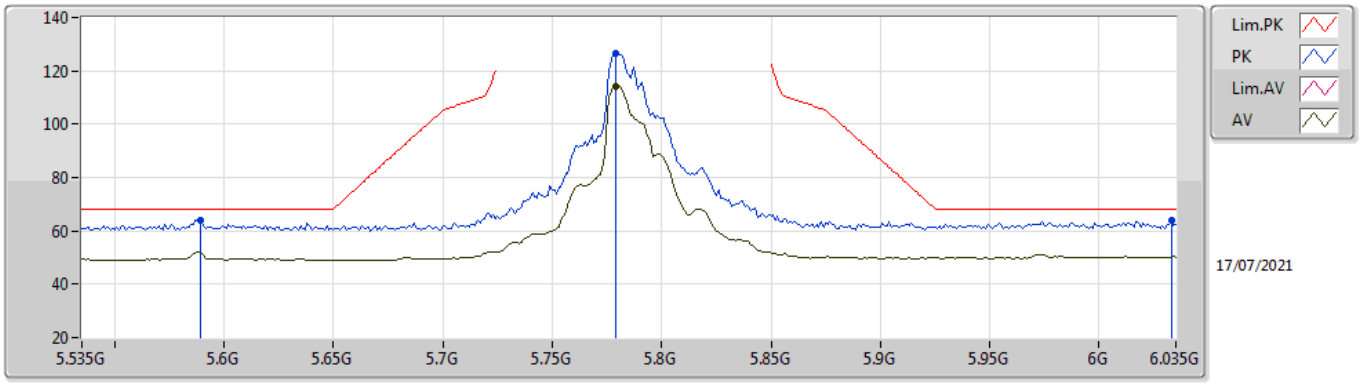

EUT Y_4TX
Setting 31
01-A-C-5-13

Type	Freq	Level	Limit	Margin	Raw	Dist	Condition	Azimuth	Height	Comment	AF	CL	PA
	(Hz)	(dBuV/m)	(dBuV/m)	(dB)	(dBuV)	(m)		(°)	(m)		(dB)	(dB)	(dB)
PK	5.589G	64.17	68.20	-4.03	57.90	3	Horizontal	291	1.76	-	33.78	5.40	32.91
PK	5.779G	126.76	Inf	-Inf	119.98	3	Horizontal	291	1.76	-	34.22	5.49	32.93
AV	5.779G	114.33	Inf	-Inf	107.55	3	Horizontal	291	1.76	-	34.22	5.49	32.93
PK	6.033G	63.79	68.20	-4.41	55.97	3	Horizontal	291	1.76	-	35.20	5.57	32.95

802.11ax HEW20_Nss1,(MCS0)_4TX

5785MHz_TnomVnom

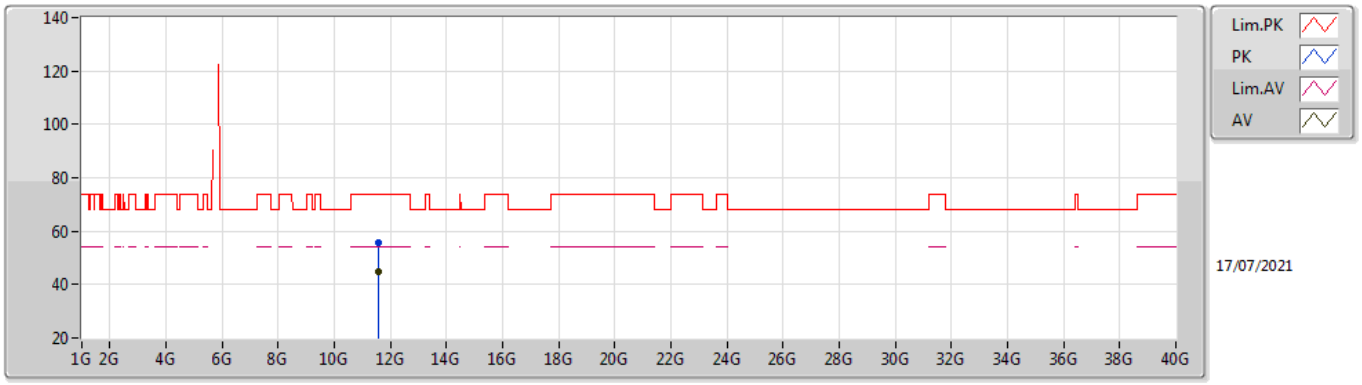

EUT Y_4TX
Setting 31
01-A-C-5

Type	Freq	Level	Limit	Margin	Raw	Dist	Condition	Azimuth	Height	Comment	AF	CL	PA
	(Hz)	(dBuV/m)	(dBuV/m)	(dB)	(dBuV)	(m)		(°)	(m)		(dB)	(dB)	(dB)
PK	11.56738G	55.86	74.00	-18.14	42.43	3	Vertical	20	1.79	-	38.40	7.85	32.82
AV	11.56996G	44.78	54.00	-9.22	31.35	3	Vertical	20	1.79	-	38.40	7.85	32.82

802.11ax HEW20_Nss1,(MCS0)_4TX

5785MHz_TnomVnom

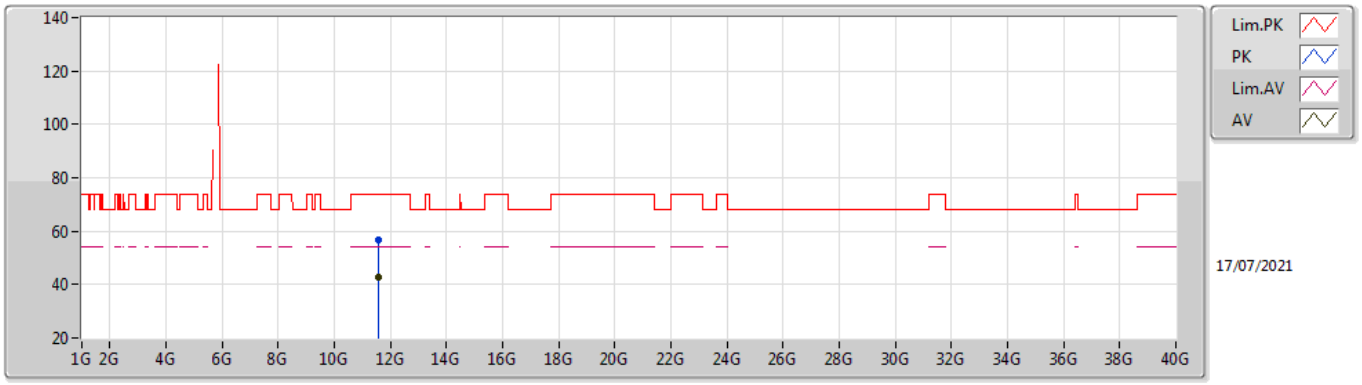

EUT Y_4TX
Setting 31
01-A-C-5

Type	Freq	Level	Limit	Margin	Raw	Dist	Condition	Azimuth	Height	Comment	AF	CL	PA
	(Hz)	(dBuV/m)	(dBuV/m)	(dB)	(dBuV)	(m)		(°)	(m)		(dB)	(dB)	(dB)
PK	11.57048G	56.59	74.00	-17.41	43.16	3	Horizontal	6	1.84	-	38.40	7.85	32.82
AV	11.56989G	42.52	54.00	-11.48	29.09	3	Horizontal	6	1.84	-	38.40	7.85	32.82

802.11ax HEW20_Nss1,(MCS0)_4TX

5825MHz_TnomVnom

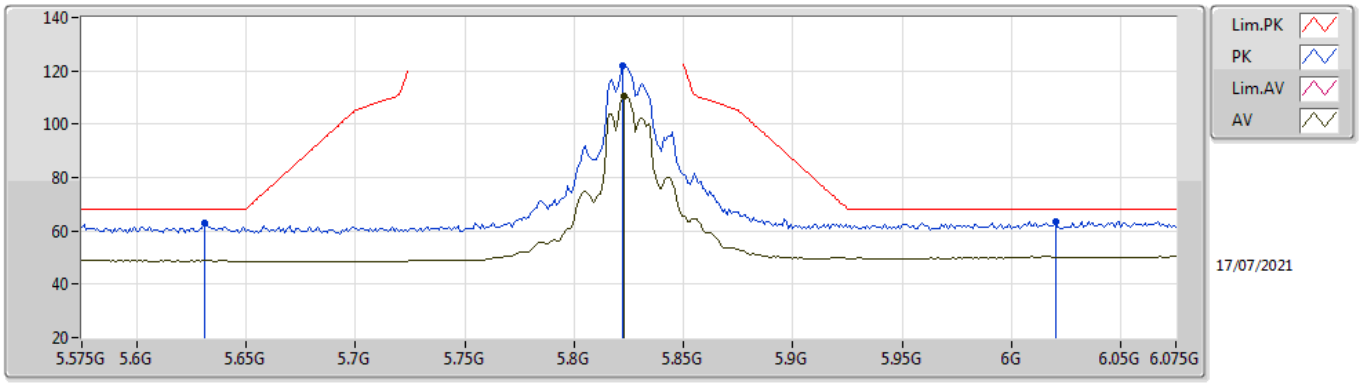

EUT Y_4TX
Setting 31
01-A-C-5-13

Type	Freq	Level	Limit	Margin	Raw	Dist	Condition	Azimuth	Height	Comment	AF	CL	PA
	(Hz)	(dBuV/m)	(dBuV/m)	(dB)	(dBuV)	(m)		(°)	(m)		(dB)	(dB)	(dB)
PK	5.631G	62.95	68.20	-5.25	56.58	3	Vertical	342	1.80	-	33.86	5.42	32.91
PK	5.822G	122.07	Inf	-Inf	115.11	3	Vertical	342	1.80	-	34.39	5.50	32.93
AV	5.823G	110.28	Inf	-Inf	103.32	3	Vertical	342	1.80	-	34.39	5.50	32.93
PK	6.02G	63.60	68.20	-4.60	55.81	3	Vertical	342	1.80	-	35.20	5.54	32.95

802.11ax HEW20_Nss1,(MCS0)_4TX

5825MHz_TnomVnom

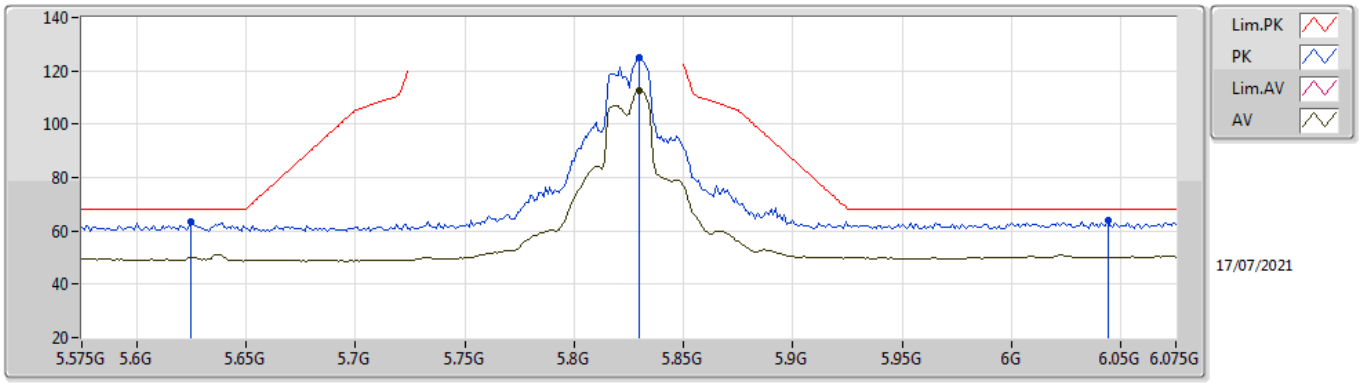

EUT Y_4TX
Setting 31
01-A-C-5-13

Type	Freq	Level	Limit	Margin	Raw	Dist	Condition	Azimuth	Height	Comment	AF	CL	PA
	(Hz)	(dBuV/m)	(dBuV/m)	(dB)	(dBuV)	(m)		(°)	(m)		(dB)	(dB)	(dB)
PK	5.625G	63.63	68.20	-4.57	57.28	3	Horizontal	271	1.82	-	33.85	5.41	32.91
PK	5.83G	124.97	Inf	-Inf	117.98	3	Horizontal	271	1.82	-	34.42	5.50	32.93
AV	5.83G	112.53	Inf	-Inf	105.54	3	Horizontal	271	1.82	-	34.42	5.50	32.93
PK	6.044G	64.18	68.20	-4.02	56.34	3	Horizontal	271	1.82	-	35.20	5.59	32.95

802.11ax HEW20_Nss1,(MCS0)_4TX

5825MHz_TnomVnom

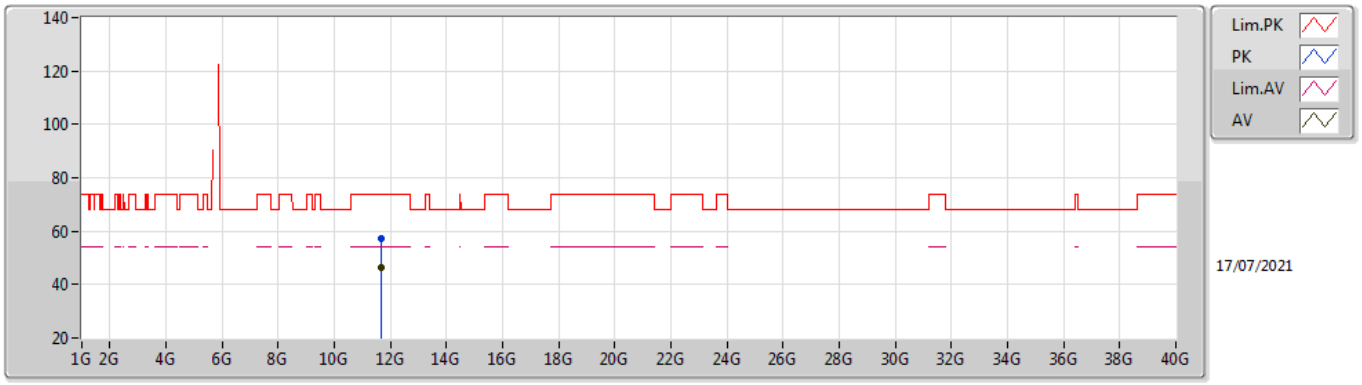

EUT Y_4TX
Setting 31
01-A-C-5

Type	Freq	Level	Limit	Margin	Raw	Dist	Condition	Azimuth	Height	Comment	AF	CL	PA
	(Hz)	(dBuV/m)	(dBuV/m)	(dB)	(dBuV)	(m)		(°)	(m)		(dB)	(dB)	(dB)
PK	11.65007G	57.08	74.00	-16.92	43.58	3	Vertical	22	1.80	-	38.45	7.88	32.83
AV	11.64999G	46.15	54.00	-7.85	32.65	3	Vertical	22	1.80	-	38.45	7.88	32.83

802.11ax HEW20_Nss1,(MCS0)_4TX

5825MHz_TnomVnom

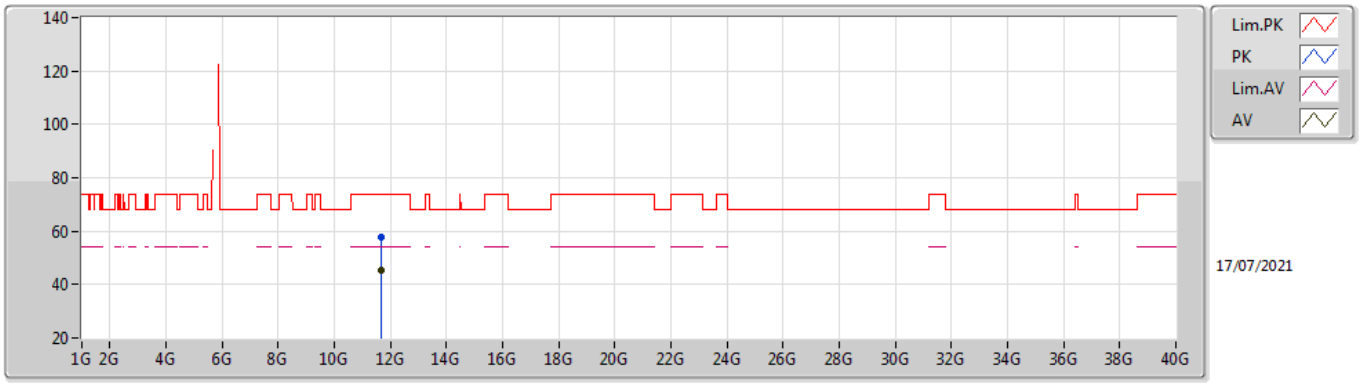

EUT Y_4TX
Setting 31
01-A-C-5

Type	Freq	Level	Limit	Margin	Raw	Dist	Condition	Azimuth	Height	Comment	AF	CL	PA
	(Hz)	(dBuV/m)	(dBuV/m)	(dB)	(dBuV)	(m)		(°)	(m)		(dB)	(dB)	(dB)
PK	11.65014G	57.77	74.00	-16.23	44.27	3	Horizontal	4	1.80	-	38.45	7.88	32.83
AV	11.64995G	45.28	54.00	-8.72	31.78	3	Horizontal	4	1.80	-	38.45	7.88	32.83

802.11ax HEW40_Nss1,(MCS0)_4TX

5190MHz_TnomVnom

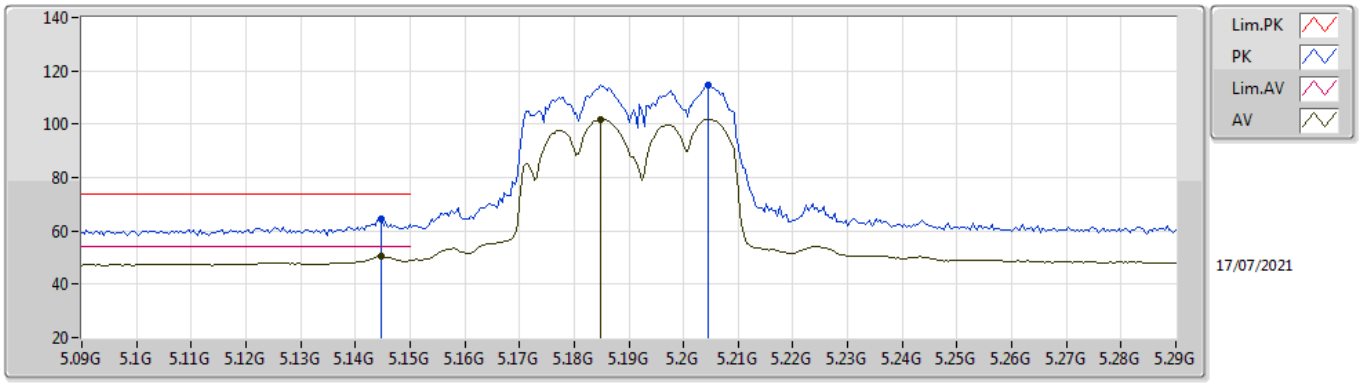

EUT Y_4TX
Setting 19.5
01-A-C-5-13

Type	Freq	Level	Limit	Margin	Raw	Dist	Condition	Azimuth	Height	Comment	AF	CL	PA
	(Hz)	(dBuV/m)	(dBuV/m)	(dB)	(dBuV)	(m)		(°)	(m)		(dB)	(dB)	(dB)
PK	5.1448G	64.31	74.00	-9.69	59.48	3	Vertical	139	2.06	-	32.60	5.17	32.94
AV	5.1448G	50.59	54.00	-3.41	45.76	3	Vertical	139	2.06	-	32.60	5.17	32.94
PK	5.2044G	114.76	Inf	-Inf	109.79	3	Vertical	139	2.06	-	32.71	5.20	32.94
AV	5.1848G	101.87	Inf	-Inf	96.95	3	Vertical	139	2.06	-	32.67	5.19	32.94

802.11ax HEW40_Nss1,(MCS0)_4TX

5190MHz_TnomVnom

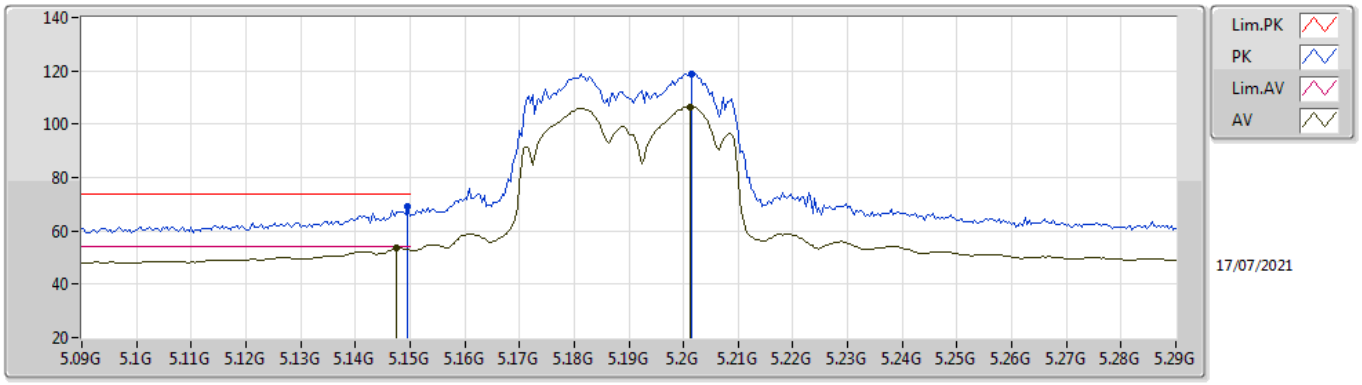

EUT Y_4TX
Setting 19.5
01-A-C-5-13

Type	Freq	Level	Limit	Margin	Raw	Dist	Condition	Azimuth	Height	Comment	AF	CL	PA
	(Hz)	(dBuV/m)	(dBuV/m)	(dB)	(dBuV)	(m)		(°)	(m)		(dB)	(dB)	(dB)
PK	5.1496G	69.21	74.00	-4.79	64.38	3	Horizontal	259	1.80	-	32.60	5.17	32.94
AV	5.1476G	53.55	54.00	-0.45	48.72	3	Horizontal	259	1.80	-	32.60	5.17	32.94
PK	5.2016G	118.89	Inf	-Inf	113.93	3	Horizontal	259	1.80	-	32.70	5.20	32.94
AV	5.2012G	106.42	Inf	-Inf	101.46	3	Horizontal	259	1.80	-	32.70	5.20	32.94

802.11ax HEW40_Nss1,(MCS0)_4TX

5190MHz_TnomVnom

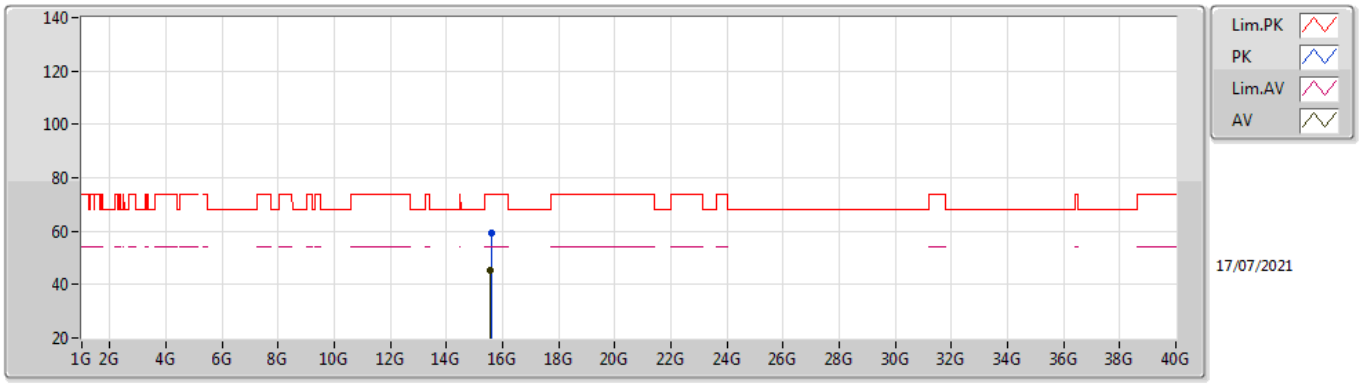

EUT Y_4TX
Setting 19.5
01-A-C-5

Type	Freq	Level	Limit	Margin	Raw	Dist	Condition	Azimuth	Height	Comment	AF	CL	PA
	(Hz)	(dBuV/m)	(dBuV/m)	(dB)	(dBuV)	(m)		(°)	(m)		(dB)	(dB)	(dB)
PK	15.58458G	59.41	74.00	-14.59	44.73	3	Vertical	122	1.83	-	38.27	9.22	32.81
AV	15.56394G	45.26	54.00	-8.74	30.63	3	Vertical	122	1.83	-	38.23	9.21	32.81

802.11ax HEW40_Nss1,(MCS0)_4TX

5190MHz_TnomVnom

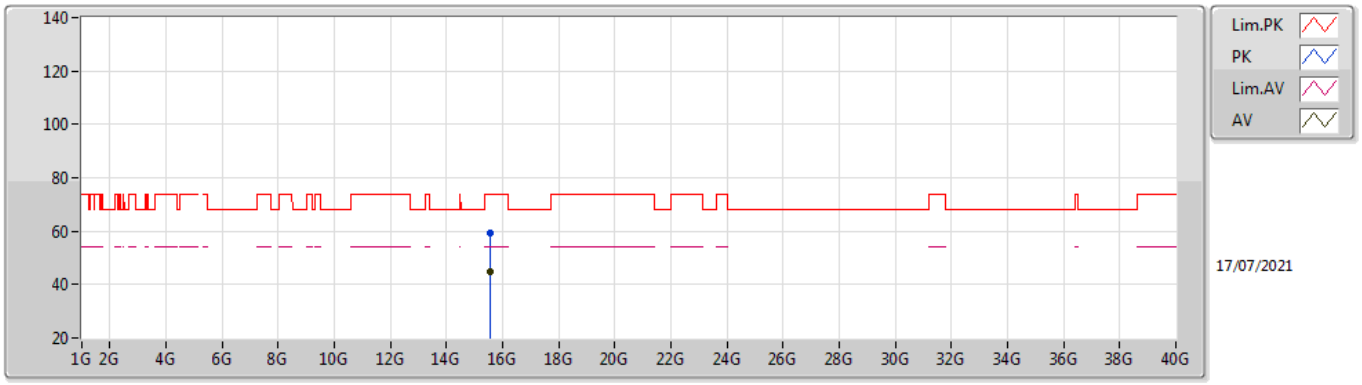

EUT Y_4TX
Setting 19.5
01-A-C-5

Type	Freq	Level	Limit	Margin	Raw	Dist	Condition	Azimuth	Height	Comment	AF	CL	PA
	(Hz)	(dBuV/m)	(dBuV/m)	(dB)	(dBuV)	(m)		(°)	(m)		(dB)	(dB)	(dB)
PK	15.57738G	59.21	74.00	-14.79	44.55	3	Horizontal	139	1.12	-	38.25	9.22	32.81
AV	15.56478G	44.98	54.00	-9.02	30.35	3	Horizontal	139	1.12	-	38.23	9.21	32.81

802.11ax HEW40_Nss1,(MCS0)_4TX

5230MHz_TnomVnom

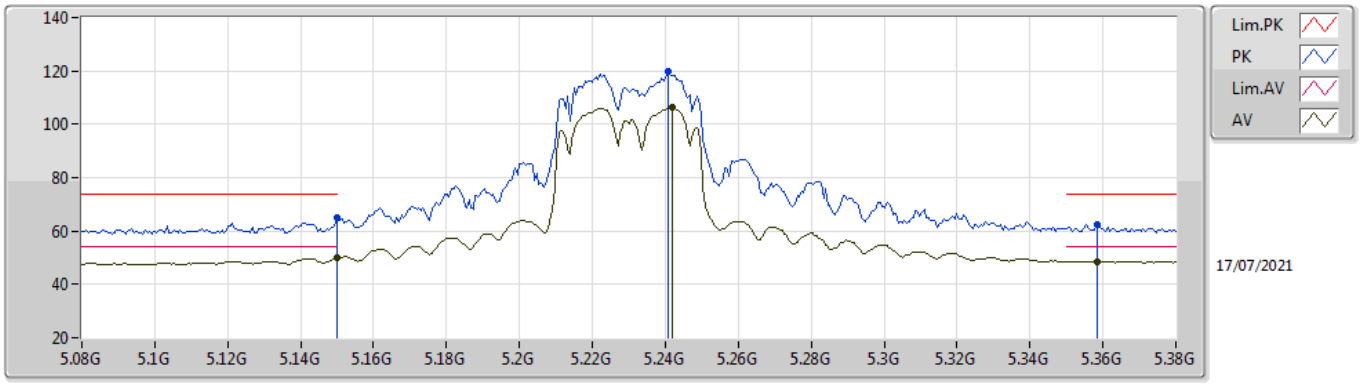

EUT Y_4TX
Setting 23
01-A-C-5-13

Type	Freq	Level	Limit	Margin	Raw	Dist	Condition	Azimuth	Height	Comment	AF	CL	PA
	(Hz)	(dBuV/m)	(dBuV/m)	(dB)	(dBuV)	(m)		(°)	(m)		(dB)	(dB)	(dB)
PK	5.15G	64.93	74.00	-9.07	60.10	3	Vertical	135	2.06	-	32.60	5.17	32.94
AV	5.15G	50.10	54.00	-3.90	45.27	3	Vertical	135	2.06	-	32.60	5.17	32.94
PK	5.2408G	119.87	Inf	-Inf	114.78	3	Vertical	135	2.06	-	32.78	5.24	32.93
AV	5.242G	106.17	Inf	-Inf	101.08	3	Vertical	135	2.06	-	32.78	5.24	32.93
PK	5.3584G	62.41	74.00	-11.59	57.02	3	Vertical	135	2.06	-	32.95	5.36	32.92
AV	5.3584G	48.59	54.00	-5.41	43.20	3	Vertical	135	2.06	-	32.95	5.36	32.92

802.11ax HEW40_Nss1,(MCS0)_4TX

5230MHz_TnomVnom

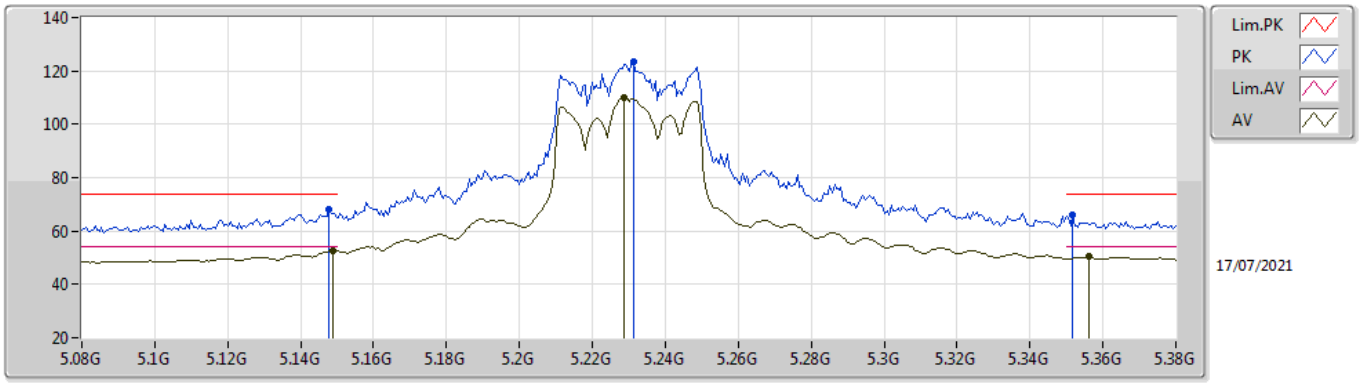

EUT Y_4TX
Setting 23
01-A-C-5-13

Type	Freq	Level	Limit	Margin	Raw	Dist	Condition	Azimuth	Height	Comment	AF	CL	PA
	(Hz)	(dBuV/m)	(dBuV/m)	(dB)	(dBuV)	(m)		(°)	(m)		(dB)	(dB)	(dB)
PK	5.1478G	67.96	74.00	-6.04	63.13	3	Horizontal	260	1.71	-	32.60	5.17	32.94
AV	5.149G	52.74	54.00	-1.26	47.91	3	Horizontal	260	1.71	-	32.60	5.17	32.94
PK	5.2312G	123.32	Inf	-Inf	118.26	3	Horizontal	260	1.71	-	32.76	5.23	32.93
AV	5.2288G	110.18	Inf	-Inf	105.12	3	Horizontal	260	1.71	-	32.76	5.23	32.93
PK	5.3518G	66.19	74.00	-7.81	60.85	3	Horizontal	260	1.71	-	32.91	5.35	32.92
AV	5.356G	50.34	54.00	-3.66	44.96	3	Horizontal	260	1.71	-	32.94	5.36	32.92

802.11ax HEW40_Nss1,(MCS0)_4TX

5230MHz_TnomVnom

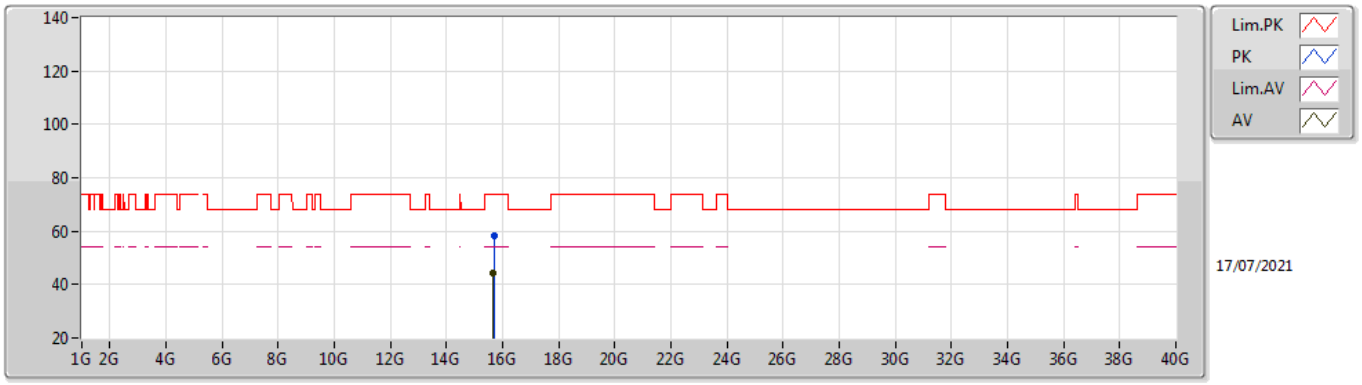

EUT Y_4TX
Setting 23
01-A-C-5

Type	Freq	Level	Limit	Margin	Raw	Dist	Condition	Azimuth	Height	Comment	AF	CL	PA
	(Hz)	(dBuV/m)	(dBuV/m)	(dB)	(dBuV)	(m)		(°)	(m)		(dB)	(dB)	(dB)
PK	15.7014G	58.16	74.00	-15.84	43.31	3	Vertical	177	1.72	-	38.40	9.24	32.79
AV	15.6765G	44.20	54.00	-9.80	29.37	3	Vertical	177	1.72	-	38.38	9.24	32.79

802.11ax HEW40_Nss1,(MCS0)_4TX

5230MHz_TnomVnom

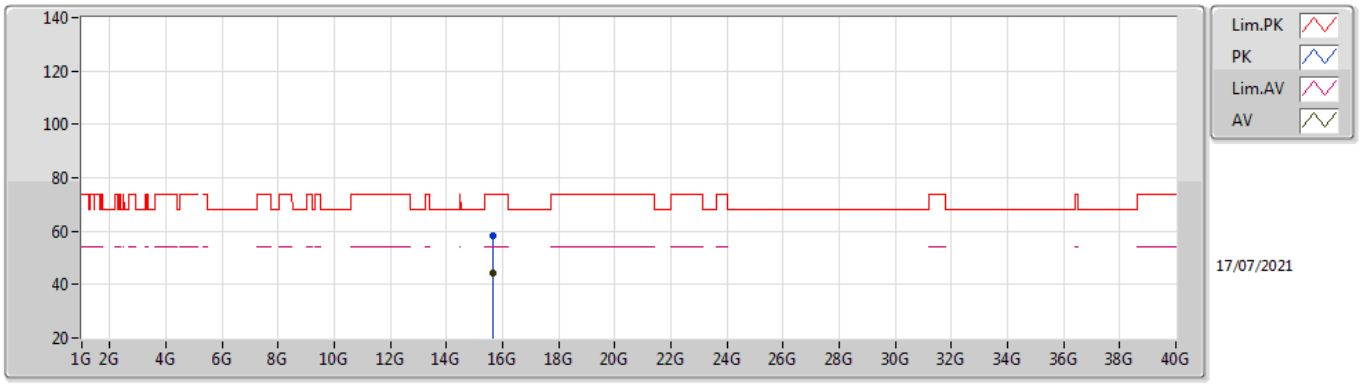

EUT Y_4TX
Setting 23
01-A-C-5

Type	Freq	Level	Limit	Margin	Raw	Dist	Condition	Azimuth	Height	Comment	AF	CL	PA
	(Hz)	(dBuV/m)	(dBuV/m)	(dB)	(dBuV)	(m)		(°)	(m)		(dB)	(dB)	(dB)
PK	15.67974G	58.22	74.00	-15.78	43.39	3	Horizontal	150	1.12	-	38.38	9.24	32.79
AV	15.67788G	44.07	54.00	-9.93	29.24	3	Horizontal	150	1.12	-	38.38	9.24	32.79

802.11ax HEW40_Nss1,(MCS0)_4TX

5755MHz_TnomVnom

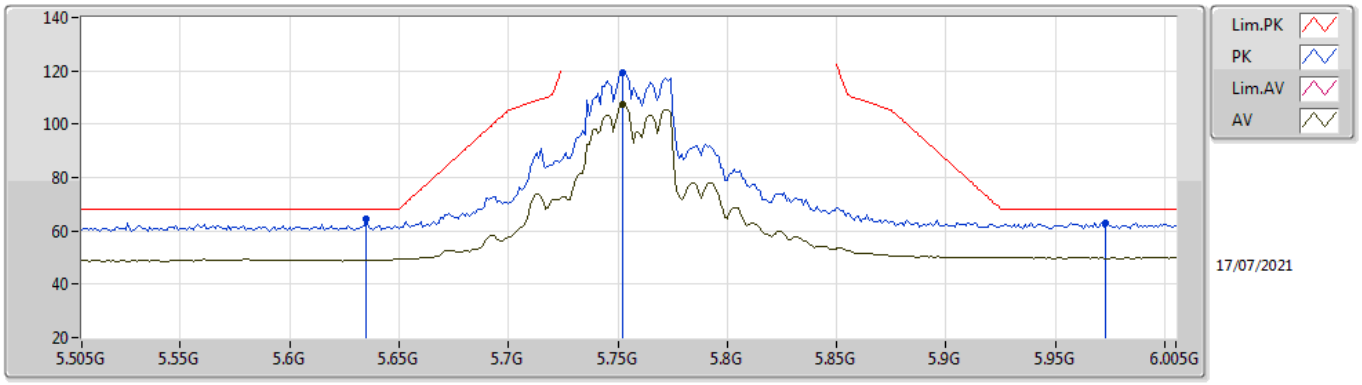

EUT Y_4TX
Setting 31
01-A-C-5-13

Type	Freq	Level	Limit	Margin	Raw	Dist	Condition	Azimuth	Height	Comment	AF	CL	PA
	(Hz)	(dBuV/m)	(dBuV/m)	(dB)	(dBuV)	(m)		(°)	(m)		(dB)	(dB)	(dB)
PK	5.635G	64.27	68.20	-3.93	57.89	3	Vertical	346	1.83	-	33.87	5.42	32.91
PK	5.752G	119.26	Inf	-Inf	112.60	3	Vertical	346	1.83	-	34.11	5.48	32.93
AV	5.752G	107.60	Inf	-Inf	100.94	3	Vertical	346	1.83	-	34.11	5.48	32.93
PK	5.973G	63.14	68.20	-5.06	55.50	3	Vertical	346	1.83	-	35.09	5.50	32.95

802.11ax HEW40_Nss1,(MCS0)_4TX

5755MHz_TnomVnom

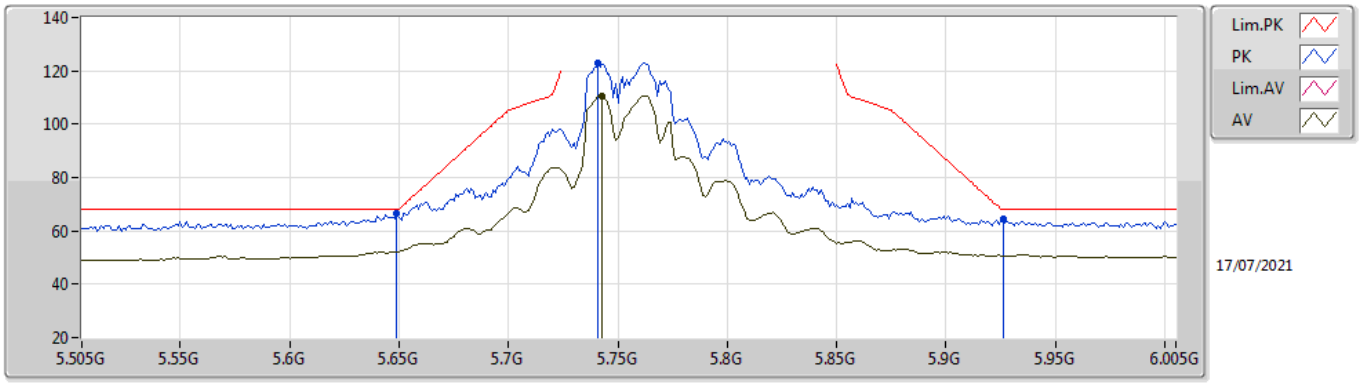

EUT Y_4TX
Setting 31
01-A-C-5-13

Type	Freq	Level	Limit	Margin	Raw	Dist	Condition	Azimuth	Height	Comment	AF	CL	PA
	(Hz)	(dBuV/m)	(dBuV/m)	(dB)	(dBuV)	(m)		(°)	(m)		(dB)	(dB)	(dB)
PK	5.649G	66.53	68.20	-1.67	60.12	3	Horizontal	293	1.68	-	33.90	5.42	32.91
PK	5.741G	122.88	Inf	-Inf	116.27	3	Horizontal	293	1.68	-	34.06	5.47	32.92
AV	5.743G	110.65	Inf	-Inf	104.03	3	Horizontal	293	1.68	-	34.07	5.47	32.92
PK	5.926G	64.26	68.20	-3.94	56.80	3	Horizontal	293	1.68	-	34.90	5.50	32.94

802.11ax HEW40_Nss1,(MCS0)_4TX

5755MHz_TnomVnom

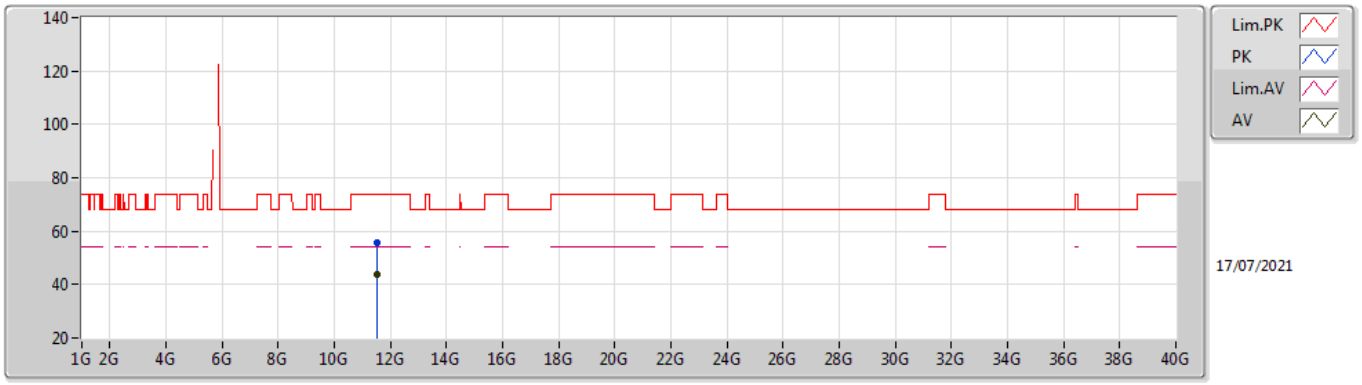

EUT Y_4TX
Setting 31
01-A-C-5

Type	Freq	Level	Limit	Margin	Raw	Dist	Condition	Azimuth	Height	Comment	AF	CL	PA
	(Hz)	(dBuV/m)	(dBuV/m)	(dB)	(dBuV)	(m)		(°)	(m)		(dB)	(dB)	(dB)
PK	11.50784G	55.55	74.00	-18.45	42.13	3	Vertical	16	1.80	-	38.40	7.83	32.81
AV	11.51G	43.61	54.00	-10.39	30.19	3	Vertical	16	1.80	-	38.40	7.83	32.81

802.11ax HEW40_Nss1,(MCS0)_4TX

5755MHz_TnomVnom

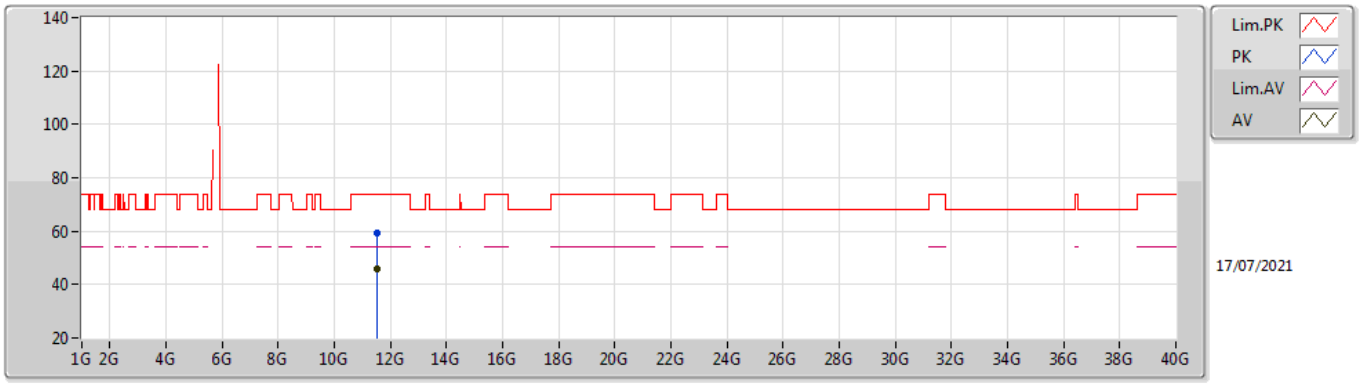

EUT Y_4TX
Setting 31
01-A-C-5

Type	Freq	Level	Limit	Margin	Raw	Dist	Condition	Azimuth	Height	Comment	AF	CL	PA
	(Hz)	(dBuV/m)	(dBuV/m)	(dB)	(dBuV)	(m)		(°)	(m)		(dB)	(dB)	(dB)
PK	11.51642G	59.42	74.00	-14.58	46.00	3	Horizontal	7	1.78	-	38.40	7.83	32.81
AV	11.51582G	45.77	54.00	-8.23	32.35	3	Horizontal	7	1.78	-	38.40	7.83	32.81

802.11ax HEW40_Nss1,(MCS0)_4TX

5795MHz_TnomVnom

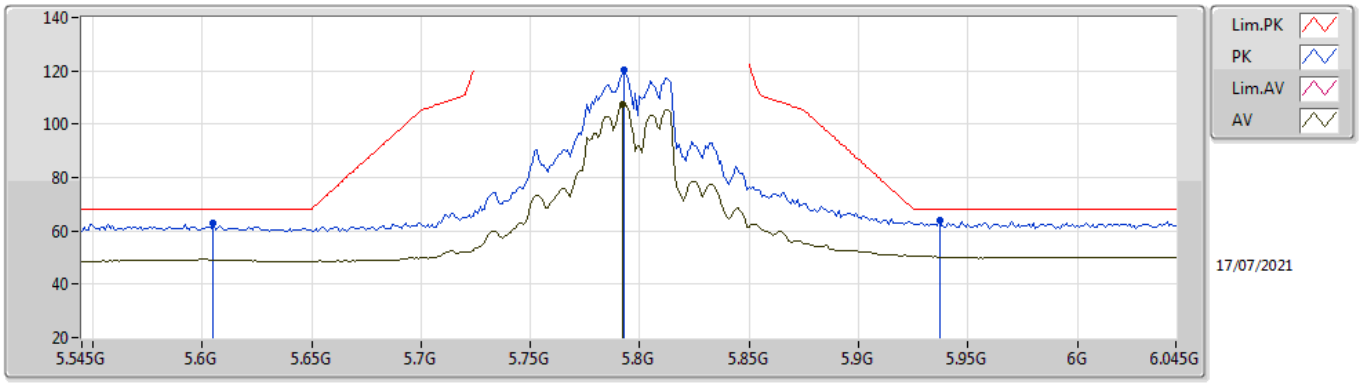

EUT Y_4TX
Setting 31
01-A-C-5-13

Type	Freq	Level	Limit	Margin	Raw	Dist	Condition	Azimuth	Height	Comment	AF	CL	PA
	(Hz)	(dBuV/m)	(dBuV/m)	(dB)	(dBuV)	(m)		(°)	(m)		(dB)	(dB)	(dB)
PK	5.605G	62.85	68.20	-5.35	56.55	3	Vertical	345	1.80	-	33.81	5.40	32.91
PK	5.793G	120.39	Inf	-Inf	113.55	3	Vertical	345	1.80	-	34.27	5.50	32.93
AV	5.792G	107.36	Inf	-Inf	100.52	3	Vertical	345	1.80	-	34.27	5.50	32.93
PK	5.937G	63.74	68.20	-4.46	56.23	3	Vertical	345	1.80	-	34.95	5.50	32.94

802.11ax HEW40_Nss1,(MCS0)_4TX

5795MHz_TnomVnom

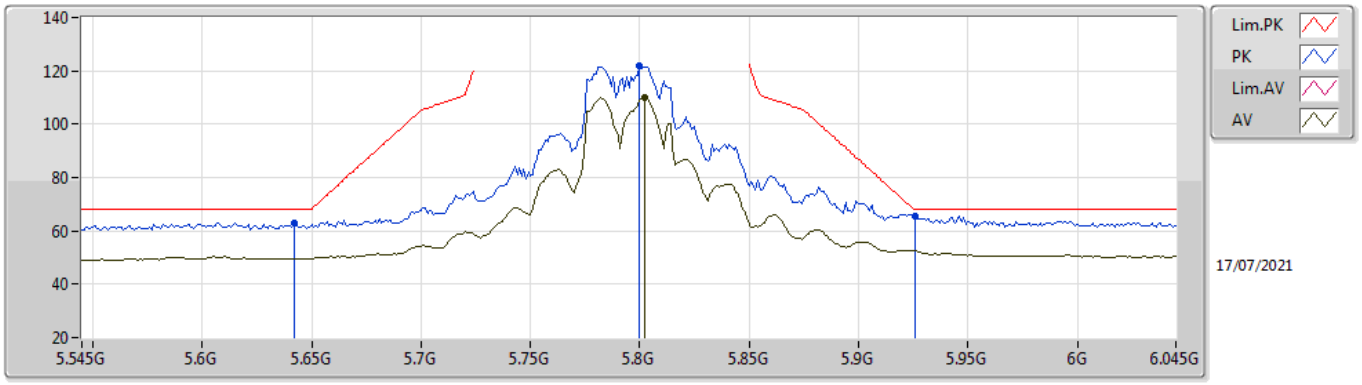

EUT Y_4TX
Setting 31
01-A-C-5-13

Type	Freq	Level	Limit	Margin	Raw	Dist	Condition	Azimuth	Height	Comment	AF	CL	PA
	(Hz)	(dBuV/m)	(dBuV/m)	(dB)	(dBuV)	(m)		(°)	(m)		(dB)	(dB)	(dB)
PK	5.642G	63.15	68.20	-5.05	56.76	3	Horizontal	296	1.77	-	33.88	5.42	32.91
PK	5.8G	121.73	Inf	-Inf	114.86	3	Horizontal	296	1.77	-	34.30	5.50	32.93
AV	5.802G	109.94	Inf	-Inf	103.06	3	Horizontal	296	1.77	-	34.31	5.50	32.93
PK	5.926G	65.67	68.20	-2.53	58.21	3	Horizontal	296	1.77	-	34.90	5.50	32.94

802.11ax HEW40_Nss1,(MCS0)_4TX

5795MHz_TnomVnom

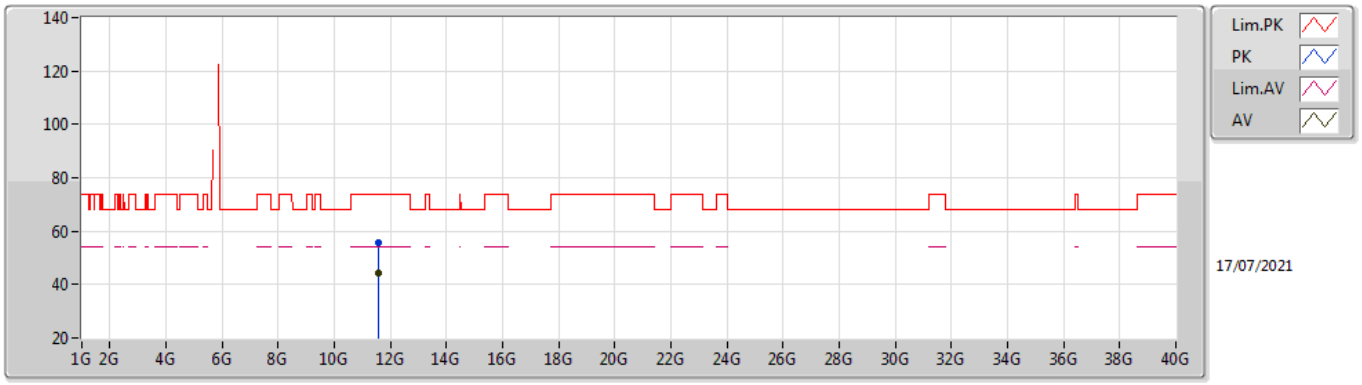

EUT Y_4TX
Setting 31
01-A-C-5

Type	Freq	Level	Limit	Margin	Raw	Dist	Condition	Azimuth	Height	Comment	AF	CL	PA
	(Hz)	(dBuV/m)	(dBuV/m)	(dB)	(dBuV)	(m)		(°)	(m)		(dB)	(dB)	(dB)
PK	11.59024G	55.63	74.00	-18.37	42.19	3	Vertical	20	1.80	-	38.40	7.86	32.82
AV	11.58996G	44.52	54.00	-9.48	31.08	3	Vertical	20	1.80	-	38.40	7.86	32.82

802.11ax HEW40_Nss1,(MCS0)_4TX

5795MHz_TnomVnom

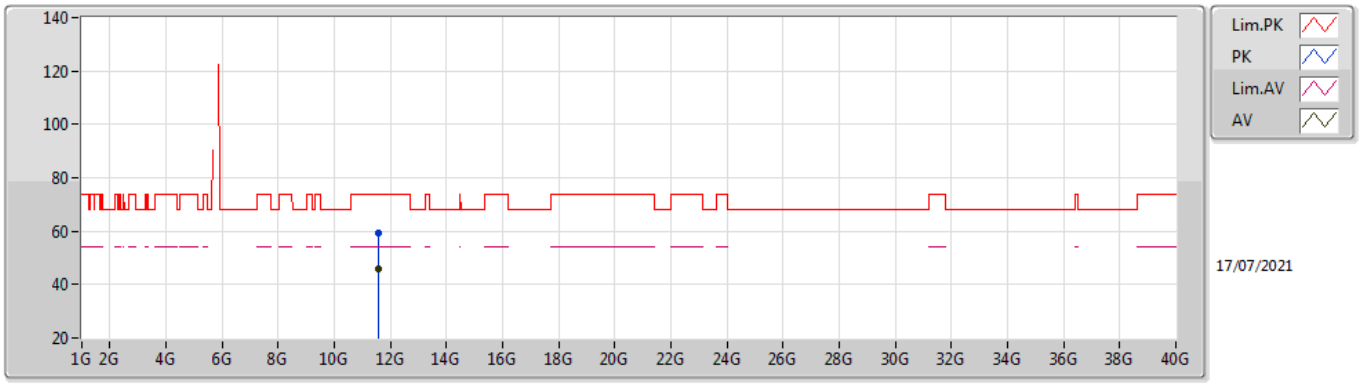

EUT Y_4TX
Setting 31
01-A-C-5

Type	Freq	Level	Limit	Margin	Raw	Dist	Condition	Azimuth	Height	Comment	AF	CL	PA
	(Hz)	(dBuV/m)	(dBuV/m)	(dB)	(dBuV)	(m)		(°)	(m)		(dB)	(dB)	(dB)
PK	11.5961G	59.34	74.00	-14.66	45.90	3	Horizontal	6	1.93	-	38.40	7.86	32.82
AV	11.5973G	45.86	54.00	-8.14	32.42	3	Horizontal	6	1.93	-	38.40	7.86	32.82

802.11ax HEW80_Nss1,(MCS0)_4TX

5210MHz_TnomVnom

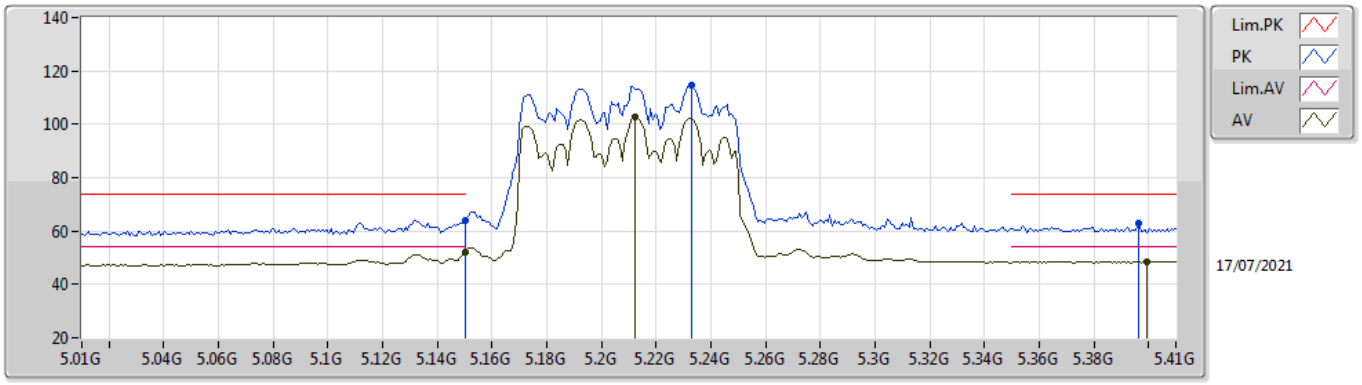

EUT Y_4TX
Setting 19
01-A-C-5-13

Type	Freq	Level	Limit	Margin	Raw	Dist	Condition	Azimuth	Height	Comment	AF	CL	PA
	(Hz)	(dBuV/m)	(dBuV/m)	(dB)	(dBuV)	(m)		(°)	(m)		(dB)	(dB)	(dB)
PK	5.15G	63.98	74.00	-10.02	59.15	3	Vertical	173	2.89	-	32.60	5.17	32.94
AV	5.15G	52.27	54.00	-1.73	47.44	3	Vertical	173	2.89	-	32.60	5.17	32.94
PK	5.2332G	114.59	Inf	-Inf	109.52	3	Vertical	173	2.89	-	32.77	5.23	32.93
AV	5.2124G	102.64	Inf	-Inf	97.64	3	Vertical	173	2.89	-	32.72	5.21	32.93
PK	5.3964G	62.71	74.00	-11.29	57.04	3	Vertical	173	2.89	-	33.18	5.40	32.91
AV	5.3996G	48.46	54.00	-5.54	42.77	3	Vertical	173	2.89	-	33.20	5.40	32.91

802.11ax HEW80_Nss1,(MCS0)_4TX

5210MHz_TnomVnom

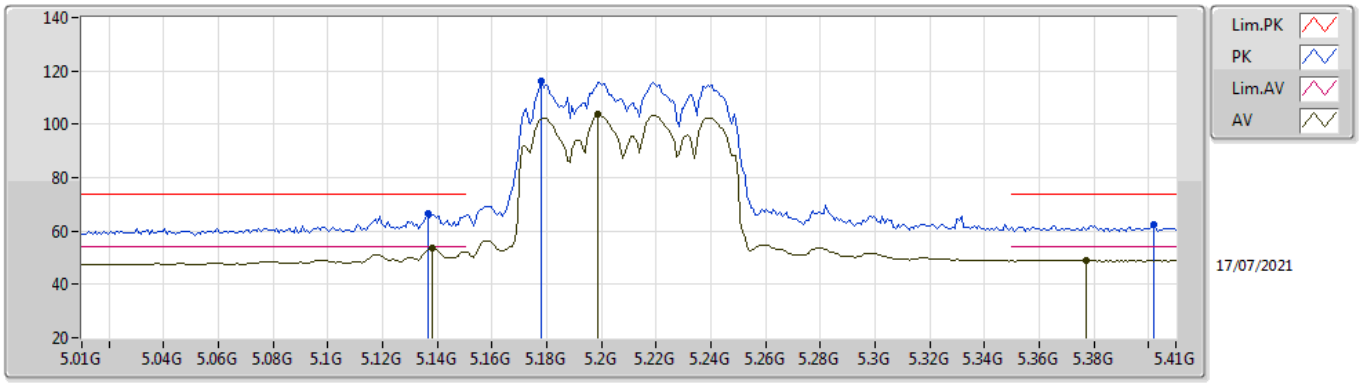

EUT Y_4TX
Setting 19
01-A-C-5-13

Type	Freq	Level	Limit	Margin	Raw	Dist	Condition	Azimuth	Height	Comment	AF	CL	PA
	(Hz)	(dBuV/m)	(dBuV/m)	(dB)	(dBuV)	(m)		(°)	(m)		(dB)	(dB)	(dB)
PK	5.1364G	66.38	74.00	-7.62	61.55	3	Horizontal	260	1.72	-	32.60	5.17	32.94
AV	5.138G	53.60	54.00	-0.40	48.77	3	Horizontal	260	1.72	-	32.60	5.17	32.94
PK	5.178G	116.19	Inf	-Inf	111.28	3	Horizontal	260	1.72	-	32.66	5.19	32.94
AV	5.1988G	103.54	Inf	-Inf	98.58	3	Horizontal	260	1.72	-	32.70	5.20	32.94
PK	5.402G	62.58	74.00	-11.42	56.88	3	Horizontal	260	1.72	-	33.21	5.40	32.91
AV	5.3772G	49.02	54.00	-4.98	43.49	3	Horizontal	260	1.72	-	33.06	5.38	32.91

802.11ax HEW80_Nss1,(MCS0)_4TX

5210MHz_TnomVnom

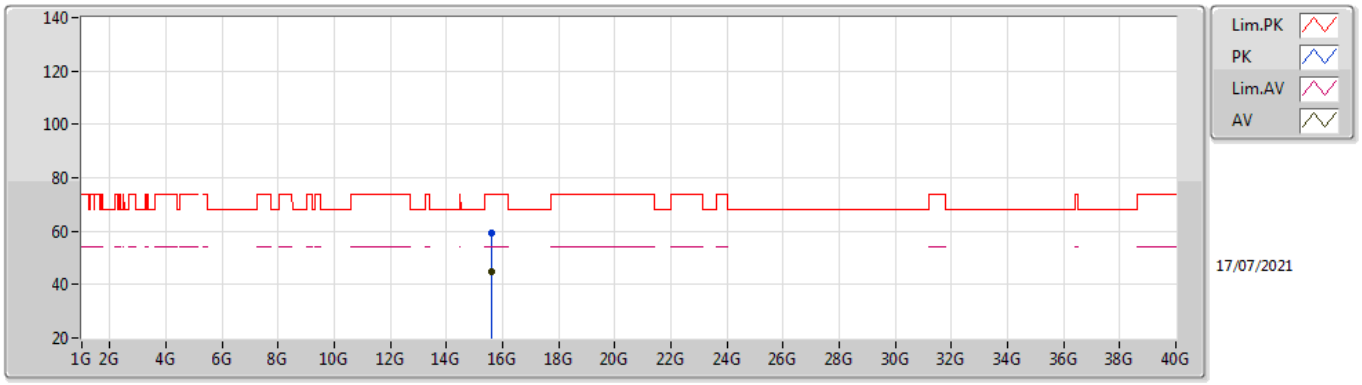

EUT Y_4TX
Setting 19
01-A-C-5

Type	Freq	Level	Limit	Margin	Raw	Dist	Condition	Azimuth	Height	Comment	AF	CL	PA
	(Hz)	(dBuV/m)	(dBuV/m)	(dB)	(dBuV)	(m)		(°)	(m)		(dB)	(dB)	(dB)
PK	15.625G	59.40	74.00	-14.60	44.65	3	Vertical	274	1.00	-	38.32	9.23	32.80
AV	15.6089G	44.91	54.00	-9.09	30.18	3	Vertical	274	1.00	-	38.31	9.22	32.80

802.11ax HEW80_Nss1,(MCS0)_4TX

5210MHz_TnomVnom

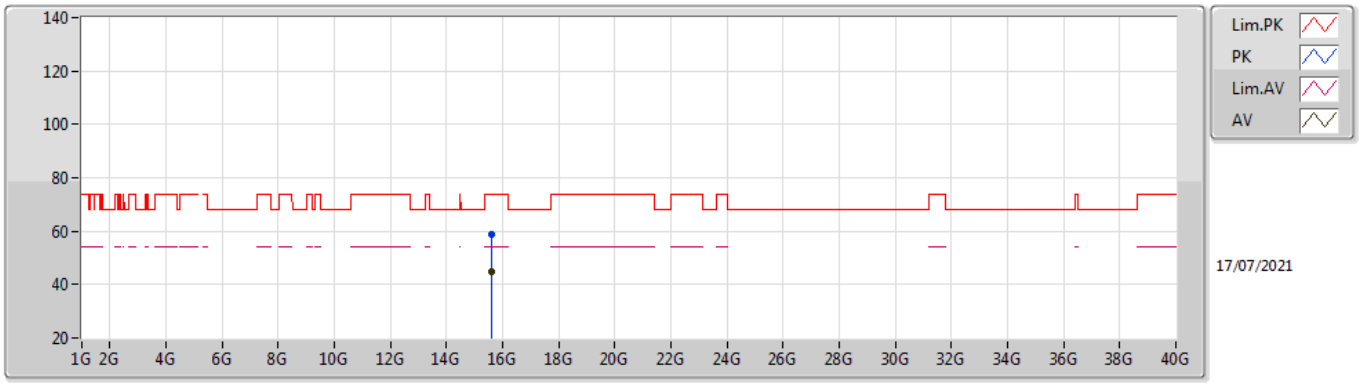

EUT Y_4TX
Setting 19
01-A-C-5

Type	Freq	Level	Limit	Margin	Raw	Dist	Condition	Azimuth	Height	Comment	AF	CL	PA
	(Hz)	(dBuV/m)	(dBuV/m)	(dB)	(dBuV)	(m)		(°)	(m)		(dB)	(dB)	(dB)
PK	15.6202G	58.63	74.00	-15.37	43.89	3	Horizontal	156	1.23	-	38.32	9.22	32.80
AV	15.6074G	44.91	54.00	-9.09	30.18	3	Horizontal	156	1.23	-	38.31	9.22	32.80

802.11ax HEW80_Nss1,(MCS0)_4TX

5775MHz_TnomVnom

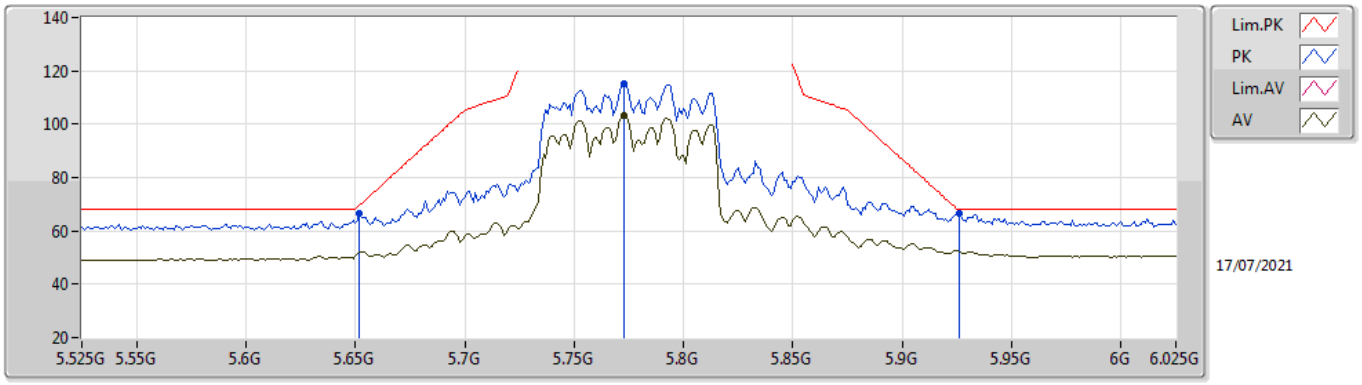

EUT Y_4TX
Setting 20.5
01-A-C-5-13

Type	Freq	Level	Limit	Margin	Raw	Dist	Condition	Azimuth	Height	Comment	AF	CL	PA
	(Hz)	(dBuV/m)	(dBuV/m)	(dB)	(dBuV)	(m)		(°)	(m)		(dB)	(dB)	(dB)
PK	5.652G	66.35	69.68	-3.33	59.94	3	Vertical	345	1.80	-	33.90	5.43	32.92
PK	5.773G	115.29	Inf	-Inf	108.54	3	Vertical	345	1.80	-	34.19	5.49	32.93
AV	5.773G	103.13	Inf	-Inf	96.38	3	Vertical	345	1.80	-	34.19	5.49	32.93
PK	5.926G	66.58	68.20	-1.62	59.12	3	Vertical	345	1.80	-	34.90	5.50	32.94

802.11ax HEW80_Nss1,(MCS0)_4TX

5775MHz_TnomVnom

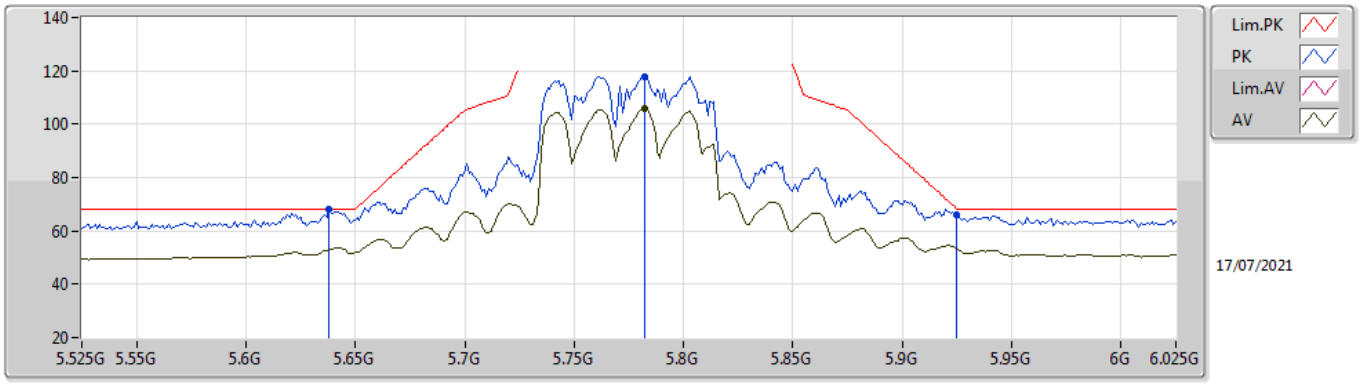

EUT Y_4TX
Setting 20.5
01-A-C-5-13

Type	Freq	Level	Limit	Margin	Raw	Dist	Condition	Azimuth	Height	Comment	AF	CL	PA
	(Hz)	(dBuV/m)	(dBuV/m)	(dB)	(dBuV)	(m)		(°)	(m)		(dB)	(dB)	(dB)
PK	5.638G	68.06	68.20	-0.14	61.67	3	Horizontal	292	1.56	-	33.88	5.42	32.91
PK	5.782G	117.92	Inf	-Inf	111.13	3	Horizontal	292	1.56	-	34.23	5.49	32.93
AV	5.782G	105.65	Inf	-Inf	98.86	3	Horizontal	292	1.56	-	34.23	5.49	32.93
PK	5.925G	66.12	68.20	-2.08	58.66	3	Horizontal	292	1.56	-	34.90	5.50	32.94

802.11ax HEW80_Nss1,(MCS0)_4TX

5775MHz_TnomVnom

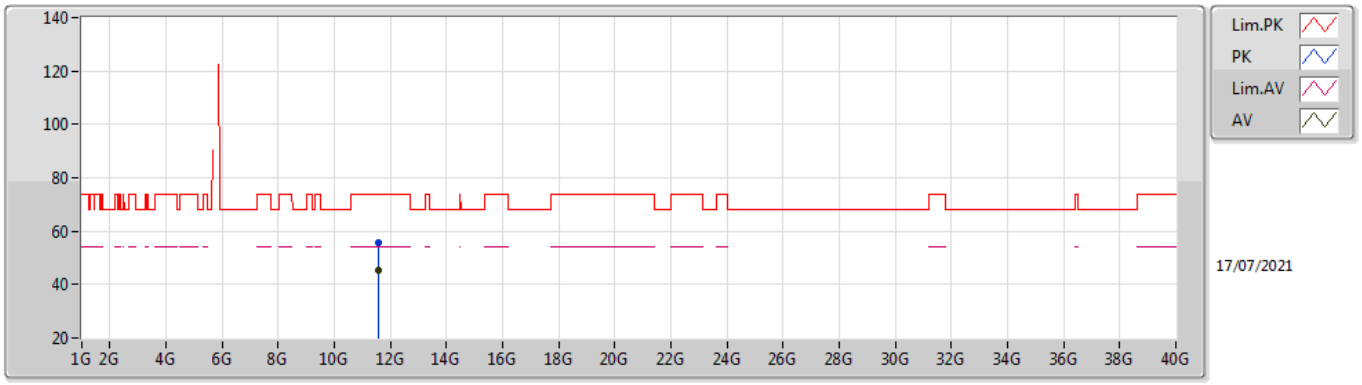

EUT Y_4TX
Setting 20.5
01-A-C-5

Type	Freq	Level	Limit	Margin	Raw	Dist	Condition	Azimuth	Height	Comment	AF	CL	PA
	(Hz)	(dBuV/m)	(dBuV/m)	(dB)	(dBuV)	(m)		(°)	(m)		(dB)	(dB)	(dB)
PK	11.54982G	55.89	74.00	-18.11	42.47	3	Vertical	17	2.28	-	38.40	7.84	32.82
AV	11.54992G	45.55	54.00	-8.45	32.13	3	Vertical	17	2.28	-	38.40	7.84	32.82

802.11ax HEW80_Nss1,(MCS0)_4TX

5775MHz_TnomVnom

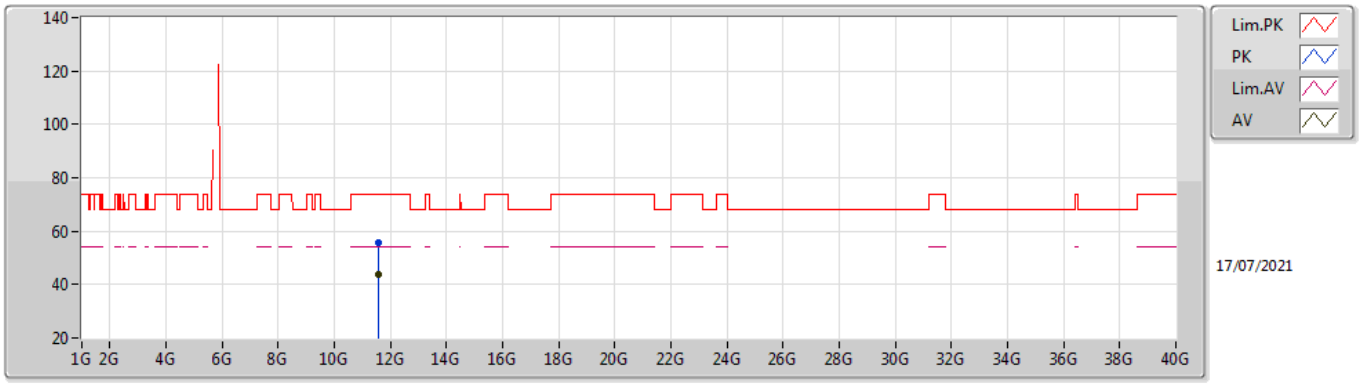

EUT Y_4TX
Setting 20.5
01-A-C-5

Type	Freq	Level	Limit	Margin	Raw	Dist	Condition	Azimuth	Height	Comment	AF	CL	PA
	(Hz)	(dBuV/m)	(dBuV/m)	(dB)	(dBuV)	(m)		(°)	(m)		(dB)	(dB)	(dB)
PK	11.5501G	55.53	74.00	-18.47	42.11	3	Horizontal	329	2.51	-	38.40	7.84	32.82
AV	11.54993G	43.76	54.00	-10.24	30.34	3	Horizontal	329	2.51	-	38.40	7.84	32.82