RADIO TEST REPORT

FCC ID	:	O2U-5881
Equipment	:	Wireless Access Point
Brand Name	:	cbn
Model Name	:	WR5881
Applicant	:	COMPAL BROADBAND NETWORKS,INC. 13F-1, No.1, Taiyuan 1st St., Zhubei City, Hsinchu County 30288, Taiwan, R.O.C.
Manufacturer	:	COMPAL BROADBAND NETWORKS,INC. 13F-1, No.1, Taiyuan 1st St., Zhubei City, Hsinchu County 30288, Taiwan, R.O.C.
Standard	:	47 CFR FCC Part 15.407

The product was received on Jul. 06, 2021, and testing was started from Jul. 21, 2021 and completed on Jul. 22, 2021. We, Sporton International Inc. Hsinchu Laboratory, would like to declare that the tested sample has been evaluated in accordance with the procedures given in ANSI C63.10-2013 and shown compliance with the applicable technical standards.

The test results in this variant report apply exclusively to the tested model / sample. Without written approval of Sporton International Inc. Hsinchu Laboratory, the test report shall not be reproduced except in full.

Approved by: Sam Chen

Sporton International Inc. Hsinchu Laboratory
No.8, Ln. 724, Bo'ai St., Zhubei City, Hsinchu County 302010, Taiwan (R.O.C.)

Table of Contents

History of this test report **3**

Summary of Test Result **4**

1 General Description **5**

1.1 Information 5
1.2 Applicable Standards 8
1.3 Testing Location Information 8
1.4 Measurement Uncertainty 8

2 Test Configuration of EUT **9**

2.1 Test Channel Mode 9
2.2 The Worst Case Measurement Configuration 10
2.3 EUT Operation during Test 10
2.4 Accessories 10
2.5 Support Equipment 10
2.6 Test Setup Diagram 11

3 Transmitter Test Result **12**

3.1 Emission Bandwidth 12
3.2 Maximum Output Power 14
3.3 Power Spectral Density 17
3.4 Unwanted Emissions 20

4 Test Equipment and Calibration Data **23**

Appendix A. Test Results of Emission Bandwidth

Appendix B. Test Results of Maximum Output Power

Appendix C. Test Results of Power Spectral Density

Appendix D. Test Results of Unwanted Emissions

Appendix E. Test Photos

Photographs of EUT v01

History of this test report

Report No.	Version	Description	Issued Date
FR151112-01	01	Initial issue of report	Sep. 28, 2021

Summary of Test Result

Report Clause	Ref Std. Clause	Test Items	Result (PASS/FAIL)	Remark
1.1.2	15.203	Antenna Requirement	PASS	-
3.1	15.407(a)	Emission Bandwidth	PASS	-
3.2	15.407(a)	Maximum Output Power	PASS	-
3.3	15.407(a)	Power Spectral Density	PASS	-
3.4	15.407(b)	Unwanted Emissions	PASS	-

Declaration of Conformity:
The test results with all measurement uncertainty excluded are presented in accordance with the regulation limits or requirements declared by manufacturers.
Comments and Explanations:
The declared of product specification for EUT presented in the report are provided by the manufacturer, and the manufacturer takes all the responsibilities for the accuracy of product specification.

Reviewed by: Sam Chen

Report Producer: Vicky Huang

1 General Description

1.1 Information

1.1.1 RF General Information

Frequency Range (MHz)	IEEE Std. 802.11	Ch. Frequency (MHz)	Channel Number
5250-5350	a, n (HT20), ac (VHT20), ax (HEW20)	5260-5320	52-64 [4]
5470-5725		5500-5720	100-144 [12]
5250-5350	n (HT40), ac (VHT40), ax (HEW40)	5270-5310	54-62 [2]
5470-5725		5510-5710	102-142 [6]
5250-5350	ac (VHT80), ax (HEW80)	5290	58 [1]
5470-5725		5530-5690	106-138 [3]

Band	Mode	BWch (MHz)	Nant
5.25-5.35GHz	802.11a	20	4TX
5.25-5.35GHz	802.11n HT20	20	4TX
5.25-5.35GHz	802.11ac VHT20	20	4TX
5.25-5.35GHz	802.11ax HEW20	20	4TX
5.25-5.35GHz	802.11n HT40	40	4TX
5.25-5.35GHz	802.11ac VHT40	40	4TX
5.25-5.35GHz	802.11ax HEW40	40	4TX
5.25-5.35GHz	802.11ac VHT80	80	4TX
5.25-5.35GHz	802.11ax HEW80	80	4TX
5.47-5.725GHz	802.11a	20	4TX
5.47-5.725GHz	802.11n HT20	20	4TX
5.47-5.725GHz	802.11ac VHT20	20	4TX
5.47-5.725GHz	802.11ax HEW20	20	4TX
5.47-5.725GHz	802.11n HT40	40	4TX
5.47-5.725GHz	802.11ac VHT40	40	4TX
5.47-5.725GHz	802.11ax HEW40	40	4TX
5.47-5.725GHz	802.11ac VHT80	80	4TX
5.47-5.725GHz	802.11ax HEW80	80	4TX

Note:
- 11a, HT20 and HT40 use a combination of OFDM-BPSK, QPSK, 16QAM, 64QAM modulation.
- VHT20, VHT40, VHT80 use a combination of OFDM-BPSK, QPSK, 16QAM, 64QAM, 256QAM modulation.
- HEW20, HEW40, HEW80 use a combination of OFDMA-BPSK, QPSK, 16QAM, 64QAM, 256QAM, 1024QAM modulation.
- BWch is the nominal channel bandwidth.

1.1.2 Antenna Information

Ant.	Port		Brand	Model Name	Antenna Type	Connector	Antenna Gain (dBi)		Cable Loss (dB)		True Gain (dBi)	
	2.4GHz	5GHz					2.4GHz	5GHz	2.4GHz	5GHz	2.4GHz	5GHz
1	3	-	CBN	WR5581	PCB	I-Pex	3.41	-	0.67	-	2.74	-
2	2	-	CBN	WR5581	PCB	I-Pex	4.09	-	0.68	-	3.41	-
3	4	-	CBN	WR5581	PCB	I-Pex	5.22	-	0.55	-	4.67	-
4	1	-	CBN	WR5581	PCB	I-Pex	4.27	-	1.13	-	3.14	-
5	-	1	CBN	WR5581	PCB	I-Pex	-	3.48	-	0.29	-	3.19
6	-	2	CBN	WR5581	Dipole	I-Pex	-	3.80	-	0.63	-	3.17
7	-	3	CBN	WR5581	Dipole	I-Pex	-	4.43	-	0.32	-	4.11
8	-	4	CBN	WR5581	PCB	I-Pex	-	5.17	-	0.45	-	4.72

Note: The above information was declared by manufacturer.

<For 2.4GHz Band>

For IEEE 802.11b/g/n mode (4TX/4RX)

Port 1, Port 2, Port 3 and Port 4 can be used as transmitting/receiving antenna.

Port 1, Port 2, Port 3 and Port 4 could transmit/receive simultaneously.

<For 5GHz Band>

For IEEE 802.11a/n/ac/ax mode (4TX/4RX)

Port 1, Port 2, Port 3 and Port 4 can be used as transmitting/receiving antenna.

Port 1, Port 2, Port 3 and Port 4 could transmit/receive simultaneously

1.1.3 Mode Test Duty Cycle

Mode	DC	DCF(dB)	T(s)	VBW(Hz) ≥ 1/T
802.11a	0.935	0.29	1.433m	1k
802.11ax HEW20	0.943	0.25	5.448m	300
802.11ax HEW40	0.956	0.2	5.448m	300
802.11ax HEW80	0.959	0.18	5.448m	300

Note:
- DC is Duty Cycle.
- DCF is Duty Cycle Factor.

1.1.4 EUT Operational Condition

EUT Power Type	From Power Adapter			
Beamforming Function	☐	With beamforming	☒	Without beamforming
Weather Band	☒	With 5600~5650MHz	☐	Without 5600~5650MHz
TPC Function	☒	With TPC	☐	Without TPC
Function	☐	Outdoor P2M	☒	Indoor P2M
	☐	Fixed P2P	☐	Client
Test Software Version	QSPR (ver.5.0-00186)			
Test sample serial number	1415881200004			

Note: The above information was declared by manufacturer.

1.1.5 Table for Class II Change

This product is an extension of original one reported under Sporton project number: FR151112AB

Below is the table for the change of the product with respect to the original one.

Modifications	Performance Checking
Adding 5GHz band 2 and band 3 (5250~5350 MHz, 5470~5725 MHz) for this device	1. Emission Bandwidth. 2. Maximum Conducted Output Power. 3. Peak Power Spectral Density. 4. Unwanted Emissions Above 1GHz.

1.2 Applicable Standards

According to the specifications of the manufacturer, the EUT must comply with the requirements of the following standards:

- 47 CFR FCC Part 15
- ANSI C63.10-2013
- FCC KDB 789033 D02 v02r01

The following reference test guidance is not within the scope of accreditation of TAF.

- FCC KDB 662911 D01 v02r01
- FCC KDB 412172 D01 v01r01
- FCC KDB 414788 D01 v01r01

1.3 Testing Location Information

Testing Location Information	
Test Lab.：Sporton International Inc. Hsinchu Laboratory	
Hsinchu (TAF: 3787)	ADD: No.8, Ln. 724, Bo'ai St., Zhubei City, Hsinchu County 302010, Taiwan (R.O.C.) TEL: 886-3-656-9065 FAX: 886-3-656-9085 Test site Designation No. TW3787 with FCC. Conformity Assessment Body Identifier (CABID) TW3787 with ISED.

Test Condition	Test Site No.	Test Engineer	Test Environment (°C / %)	Test Date
RF Conducted	TH01-CB	Lucas Haung	25.2~26.8 / 65~67	Jul. 22, 2021
Radiated	03CH03-CB	Ken Yeh	25.2~26.5 / 68~70	Jul. 21, 2021

1.4 Measurement Uncertainty

ISO/IEC 17025 requires that an estimate of the measurement uncertainties associated with the emissions test results be included in the report. The measurement uncertainties given below are based on a 95% confidence level (based on a coverage factor (k=2)

Test Items	Uncertainty	Remark
Radiated Emission (1GHz ~ 18GHz)	4.3 dB	Confidence levels of 95%
Radiated Emission (18GHz ~ 40GHz)	5.1 dB	Confidence levels of 95%
Conducted Emission	2.4 dB	Confidence levels of 95%
Output Power Measurement	1.5 dB	Confidence levels of 95%
Power Density Measurement	2.4 dB	Confidence levels of 95%
Bandwidth Measurement	2%	Confidence levels of 95%

2 Test Configuration of EUT

2.1 Test Channel Mode

Mode	Power Setting
802.11a_Nss1,(6Mbps)_4TX	-
5260MHz	16.5
5300MHz	16.5
5320MHz	16.5
5500MHz	15.5
5580MHz	15
5700MHz	12.5
5720MHz Straddle 5.47-5.725GHz	12
5720MHz Straddle 5.725-5.85GHz	12
802.11ax HEW20_Nss1,(MCS0)_4TX	-
5260MHz	15
5300MHz	15
5320MHz	14.5
5500MHz	13.5
5580MHz	13.5
5700MHz	12
5720MHz Straddle 5.47-5.725GHz	12
5720MHz Straddle 5.725-5.85GHz	12
802.11ax HEW40_Nss1,(MCS0)_4TX	-
5270MHz	17
5310MHz	17
5510MHz	16.5
5550MHz	16
5670MHz	15.5
5710MHz Straddle 5.47-5.725GHz	15
5710MHz Straddle 5.725-5.85GHz	15
802.11ax HEW80_Nss1,(MCS0)_4TX	-
5290MHz	17
5530MHz	16.5
5610MHz	16
5690MHz Straddle 5.47-5.725GHz	16.5
5690MHz Straddle 5.725-5.85GHz	16.5

Note:
- Evaluated HEW20/HEW40/HEW80 mode only, due to similar modulation. The power setting of HT20/HT40/VHT20/VHT40/VHT80 mode are the same or lower than HEW20/HEW40/HEW80.

2.2 The Worst Case Measurement Configuration

The Worst Case Mode for Following Conformance Tests	
Tests Item	Emission Bandwidth Maximum Output Power Power Spectral Density
Test Condition	Conducted measurement at transmit chains

The Worst Case Mode for Following Conformance Tests	
Tests Item	Unwanted Emissions
Test Condition	Radiated measurement If EUT consist of multiple antenna assembly (multiple antenna are used in EUT regardless of spatial multiplexing MIMO configuration), the radiated test should be performed with highest antenna gain of each antenna type.
Operating Mode > 1GHz	CTX
1	EUT in Y axis

The Worst Case Mode for Following Conformance Tests	
Tests Item	Simultaneous Transmission Analysis - Co-location RF Exposure Evaluation
Operating Mode	
1	WLAN 2.4GHz + WLAN 5 GHz
Refer to Sporton Test Report No.: FA151112-01 for Co-location RF Exposure Evaluation.	

2.3 EUT Operation during Test

The EUT was programmed to be in continuously transmitting mode.

2.4 Accessories

Accessories			
Equipment Name	**Brand Name**	**Model Name**	**Rating**
Adapter	Frecom	F30L7-120250SPAU	INPUT: 100-240V~50/60Hz, 0.8A OUTPUT: 12.0V, 2.5A, 30.0W
Other			
RJ-45 cable*1: Non-Shielded, 1.5m			

2.5 Support Equipment

Support Equipment				
No.	**Equipment**	**Brand Name**	**Model Name**	**FCC ID**
A	NB	DELL	E4300	N/A

2.6 Test Setup Diagram

Test Setup Diagram - Radiated Test > 1GHz

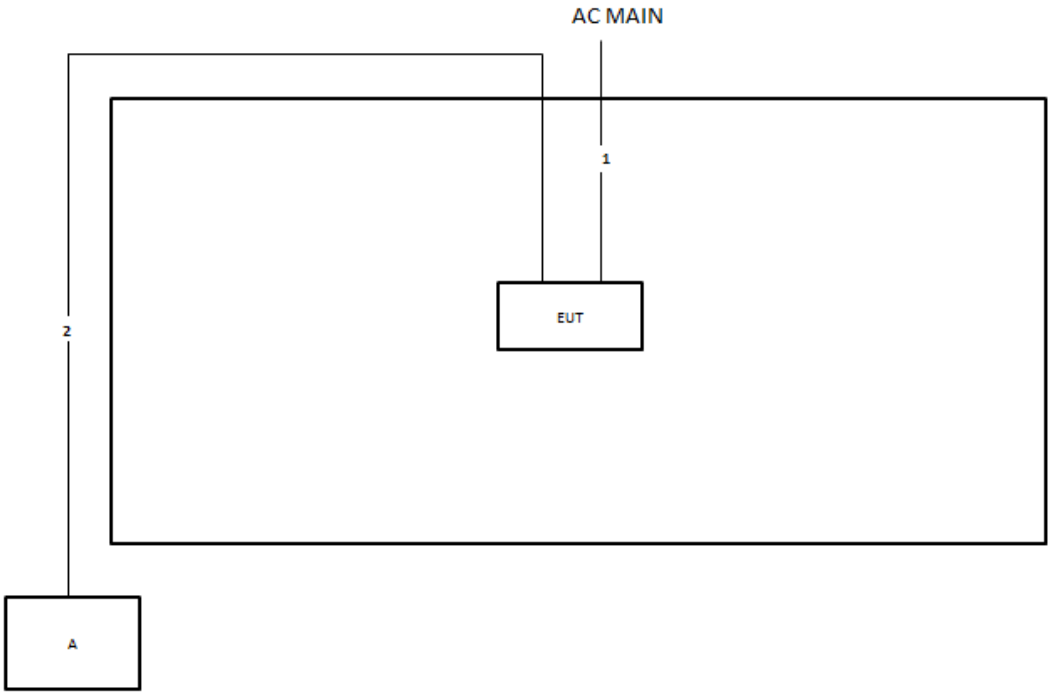

Item	Connection	Shielded	Length
1	Power cable	No	2m
2	RJ-45 cable	No	10m

3 Transmitter Test Result

3.1 Emission Bandwidth

3.1.1 Emission Bandwidth Limit

Emission Bandwidth Limit	
UNII Devices	
☐	For the 5.15-5.25 GHz band, N/A
☒	For the 5.25-5.35 GHz band, the maximum conducted output power shall not exceed the lesser of 250 mW or 11 dBm + 10 log B, where B is the 26 dB emission bandwidth in MHz.
☒	For the 5.47-5.725 GHz band, the maximum conducted output power shall not exceed the lesser of 250 mW or 11 dBm + 10 log B, where B is the 26 dB emission bandwidth in MHz.
☒	For the 5.725-5.85 GHz band, 6 dB emission bandwidth ≥ 500kHz.
☐	For the 5.85-5.895 GHz band, 6 dB emission bandwidth ≥ 500kHz.
LE-LAN Devices	
☐	For the band 5.15-5.25 GHz, the maximum e.i.r.p. shall not exceed 200 mW or 10 + 10 log B, dBm, whichever power is less. B is the 99% emission bandwidth in MHz.
☐	For the 5.25-5.35 GHz band, the maximum e.i.r.p. shall not exceed 1.0 W or 17 + 10 log B, dBm, whichever power is less. B is the 99% emission bandwidth in MHz
☐	For the 5.47-5.6 GHz band and 5.65-5.725 GHz band, the maximum e.i.r.p. shall not exceed 1.0 W or 17 + 10 log B, dBm, whichever power is less. B is the 99% emission bandwidth in MHz
☐	For the 5.725-5.85 GHz band, 6 dB emission bandwidth ≥ 500kHz.

3.1.2 Measuring Instruments

Refer a test equipment and calibration data table in this test report.

3.1.3 Test Procedures

Test Method		
▪	For the emission bandwidth shall be measured using one of the options below:	
	☒	Refer as FCC KDB 789033, clause C for EBW and clause D for OBW measurement.
	☐	Refer as ANSI C63.10, clause 6.9.1 for occupied bandwidth testing.
	☐	Refer as IC RSS-Gen, clause 4.6 for bandwidth testing.

3.1.4 Test Setup

Emission Bandwidth

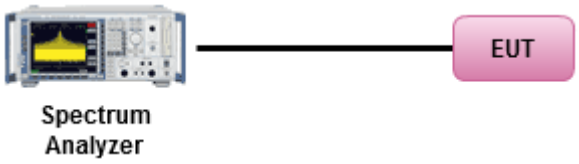

3.1.5 Test Result of Emission Bandwidth

Refer as Appendix A

3.2 Maximum Output Power

3.2.1 Limit

Maximum Output Power Limit	
UNII Devices	
☐	For the 5.15-5.25 GHz band:
	▪ Outdoor AP: the maximum conducted output power (P_{Out}) shall not exceed the lesser of 1 W. If G_{TX} > 6 dBi, then P_{Out} = 30 – (G_{TX} – 6). e.i.r.p. at any elevation angle above 30 degrees ≤ 125mW [21dBm]
	▪ Indoor AP: the maximum conducted output power (P_{Out}) shall not exceed the lesser of 1 W. If G_{TX} > 6 dBi, then P_{Out} = 30 – (G_{TX} – 6)
	▪ Point-to-point AP: the maximum conducted output power (P_{Out}) shall not exceed the lesser of 1 W If G_{TX} > 23 dBi, then P_{Out} = 30 – (G_{TX} – 23).
	▪ Mobile or Portable Client: the maximum conducted output power (P_{Out}) shall not exceed the lesser of 250 mW. If G_{TX} > 6 dBi, then P_{Out} = 24 – (G_{TX} – 6).
☒	For the 5.25-5.35 GHz band, the maximum conducted output power (P_{Out}) shall not exceed the lesser of 250 mW or 11 dBm + 10 log B, where B is the 26 dB emission bandwidth in MHz. If G_{TX} > 6 dBi, then P_{Out} = 24 – (G_{TX} – 6).
☒	For the 5.47-5.725 GHz band, the maximum conducted output power (P_{Out}) shall not exceed the lesser of 250 mW or 11 dBm + 10 log B, where B is the 26 dB emission bandwidth in MHz. If G_{TX} > 6 dBi, then P_{Out} = 24 – (G_{TX} – 6).
☒	For the 5.725-5.85 GHz band:
	▪ Point-to-multipoint systems (P2M): the maximum conducted output power (P_{Out}) shall not exceed the lesser of 1 W. If G_{TX} > 6 dBi, then P_{Out} = 30 – (G_{TX} – 6).
	▪ Point-to-point systems (P2P): the maximum conducted output power (P_{Out}) shall not exceed the lesser of 1 W.
Maximum EIRP Limit	
☐	For the 5.85-5.895 GHz band:
	▪ Indoor AP & subordinate device < 36 dBm
	▪ Client device < 30 dBm
LE-LAN Devices	
☐	For the 5.15-5.25 GHz band, the maximum e.i.r.p. shall not exceed 200 mW or 10 + 10 log B, dBm, whichever power is less. B is the 99% emission bandwidth in MHz.
☐	For the 5.25-5.35 GHz band, the maximum e.i.r.p. shall not exceed 1.0 W or 17 + 10 log B, dBm, whichever power is less. B is the 99% emission bandwidth in MHz
☐	For the 5.47-5.6 GHz band and 5.65-5.725 GHz band, the maximum e.i.r.p. shall not exceed 1.0 W or 17 + 10 log B, dBm, whichever power is less. B is the 99% emission bandwidth in MHz
☐	For the 5.725-5.85 GHz band:
	▪ Point-to-multipoint systems (P2M): the maximum conducted output power (P_{Out}) shall not exceed the lesser of 1 W. If G_{TX} > 6 dBi, then P_{Out} = 30 – (G_{TX} – 6).
	▪ Point-to-point systems (P2P): the maximum conducted output power (P_{Out}) shall not exceed the

	lesser of 1 W.
P_{Out} = maximum conducted output power in dBm, G_{TX} = the maximum transmitting antenna directional gain in dBi.	

3.2.2 Measuring Instruments

Refer a test equipment and calibration data table in this test report.

3.2.3 Test Procedures

Test Method	
▪ Maximum Conducted Output Power	
	Average over on/off periods with duty factor
	☒ Refer as FCC KDB 789033, clause E Method SA-2 (spectral trace averaging).
	☐ Refer as FCC KDB 789033, clause E Method SA-2 Alt. (RMS detection with slow sweep speed)
	Wideband RF power meter and average over on/off periods with duty factor
	☒ Refer as FCC KDB 789033, clause E Method PM-G (using an RF average power meter).
▪ For conducted measurement.	
	▪ If the EUT supports multiple transmit chains using options given below: Refer as FCC KDB 662911, In-band power measurements. Using the measure-and-sum approach, measured all transmit ports individually. Sum the power (in linear power units e.g., mW) of all ports for each individual sample and save them.
	▪ If multiple transmit chains, EIRP calculation could be following as methods: $P_{total} = P_1 + P_2 + \ldots + P_n$ (calculated in linear unit [mW] and transfer to log unit [dBm]) $EIRP_{total} = P_{total} + DG$

3.2.4 Test Setup

For Straddle channel

RF Output Power (Spectrum Analyzer)

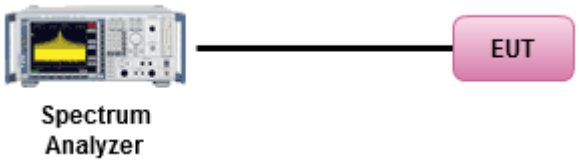

For others channel

RF Output Power (Power Meter)

3.2.5 Test Result of Maximum Output Power

Refer as Appendix B

3.3 Power Spectral Density

3.3.1 Limit

Peak Power Spectral Density Limit	
UNII Devices	
☐	For the 5.15-5.25 GHz band:
	▪ Outdoor AP: the peak power spectral density (PPSD) shall not exceed the lesser of 17dBm/MHz. If G_{TX} > 6 dBi, then P_{Out} = 17 – (G_{TX} – 6).
	▪ Indoor AP: the peak power spectral density (PPSD) shall not exceed the lesser of 17dBm/MHz. If G_{TX} > 6 dBi, then P_{Out} = 17 – (G_{TX} – 6).
	▪ Point-to-point AP: the peak power spectral density (PPSD) shall not exceed the lesser of 17dBm/MHz. If G_{TX} > 23 dBi, then P_{Out} = 17 – (G_{TX} – 23).
	▪ Mobile or Portable Client: the peak power spectral density (PPSD) ≤ 11 dBm/MHz. If G_{TX} > 6 dBi, then PPSD= 11 – (G_{TX} – 6)..
☒	For the 5.25-5.35 GHz band, the peak power spectral density (PPSD) ≤ 11 dBm/MHz. If G_{TX} > 6 dBi, then PPSD= 11 – (G_{TX} – 6).
☒	For the 5.47-5.725 GHz band, the peak power spectral density (PPSD) ≤ 11 dBm/MHz. If G_{TX} > 6 dBi, then PPSD= 11 – (G_{TX} – 6).
☒	For the 5.725-5.85 GHz band:
	▪ Point-to-multipoint systems (P2M): the peak power spectral density (PPSD) ≤ 30 dBm/500kHz. If G_{TX} > 6 dBi, then PPSD= 30 – (G_{TX} – 6).
	▪ Point-to-point systems (P2P): the peak power spectral density (PPSD) ≤ 30 dBm/500kHz.
EIRP Power Spectral Density Limit	
☐	For the 5.85-5.895 GHz band:
	▪ Indoor AP & subordinate device < 20dBm/MHz
	▪ Client device < 14dBm/MHz
LE-LAN Devices	
☐	For the 5.15-5.25 GHz band, the e.i.r.p. peak power spectral density (PPSD) ≤ 10 dBm/MHz.
☐	For the 5.25-5.35 GHz band, the peak power spectral density (PPSD) ≤ 11 dBm/MHz.
	▪ e.i.r.p. greater than 200 mW shall comply with the following e.i.r.p. at different elevations, where θ is the angle above the local horizontal plane (of the Earth) as shown below: -13 dBW/MHz for 0° ≤ θ < 8° ; -13 − 0.716 (θ-8) dBW/MHz for 8° ≤ θ < 40° -35.9 − 1.22 (θ-40) dBW/MHz for 40° ≤ θ ≤ 45° ; -42 dBW/MHz for θ > 45°
☐	For the 5.47-5.6 GHz band and 5.65-5.725 GHz band, the peak power spectral density (PPSD) ≤ 11 dBm/MHz.
☐	For the 5.725-5.85 GHz band:
	▪ Point-to-multipoint systems (P2M): the peak power spectral density (PPSD) ≤ 30 dBm/500kHz. If G_{TX} > 6 dBi, then PPSD= 30 – (G_{TX} – 6).
	▪ Point-to-point systems (P2P): the peak power spectral density (PPSD) ≤ 30 dBm/500kHz.
PPSD = peak power spectral density that he same method as used to determine the conducted output	

power shall be used to determine the power spectral density. And power spectral density in dBm/MHz **G_{TX}** = the maximum transmitting antenna directional gain in dBi.

3.3.2 Measuring Instruments

Refer a test equipment and calibration data table in this test report.

3.3.3 Test Procedures

Test Method			
▪ Peak power spectral density procedures that the same method as used to determine the conducted output power shall be used to determine the peak power spectral density and use the peak search function on the spectrum analyzer to find the peak of the spectrum. For the peak power spectral density shall be measured using below options:			
	☐ Refer as FCC KDB 789033, F)5) power spectral density can be measured using resolution bandwidths < 1 MHz provided that the results are integrated over 1 MHz bandwidth		
	[duty cycle ≥ 98% or external video / power trigger]		
	☒ Refer as FCC KDB 789033, clause E Method SA-1 (spectral trace averaging).		
	☐ Refer as FCC KDB 789033, clause E Method SA-1 Alt. (RMS detection with slow sweep speed)		
	duty cycle < 98% and average over on/off periods with duty factor		
	☒ Refer as FCC KDB 789033, clause E Method SA-2 (spectral trace averaging).		
	☐ Refer as FCC KDB 789033, clause E Method SA-2 Alt. (RMS detection with slow sweep speed)		
▪ For conducted measurement.			
	▪ If the EUT supports multiple transmit chains using options given below:		
		☒ Option 1: Measure and sum the spectra across the outputs. Refer as FCC KDB 662911, In-band power spectral density (PSD). Sample all transmit ports simultaneously using a spectrum analyzer for each transmit port. Where the trace bin-by-bin of each transmit port summing can be performed. (i.e., in the first spectral bin of output 1 is summed with that in the first spectral bin of output 2 and that from the first spectral bin of output 3, and so on up to the NTX output to obtain the value for the first frequency bin of the summed spectrum.). Add up the amplitude (power) values for the different transmit chains and use this as the new data trace.	
		☐ Option 2: Measure and sum spectral maxima across the outputs. With this technique, spectra are measured at each output of the device at the required resolution bandwidth. The maximum value (peak) of each spectrum is determined. These maximum values are then summed mathematically in linear power units across the outputs. These operations shall be performed separately over frequency spans that have different out-of-band or spurious emission limits,	
		☐ Option 3: Measure and add 10 log(N) dB, where N is the number of transmit chains. Refer as FCC KDB 662911, In-band power spectral density (PSD). Performed at each transmit chains and each transmit chains shall be compared with the limit have been reduced with 10 log(N). Or each transmit chains shall be add 10 log(N) to compared with the limit.	
	▪ If multiple transmit chains, EIRP PPSD calculation could be following as methods: $PPSD_{total} = PPSD_1 + PPSD_2 + \ldots + PPSD_n$ (calculated in linear unit [mW] and transfer to log unit [dBm]) $EIRP_{total} = PPSD_{total} + DG$		

3.3.4 Test Setup

Power Spectral Density

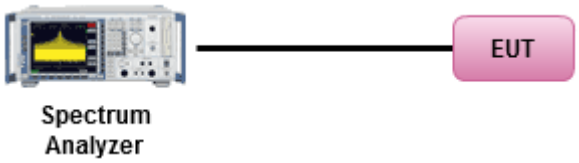

3.3.5 Test Result of Power Spectral Density

Refer as Appendix C

3.4 Unwanted Emissions

3.4.1 Transmitter Unwanted Emissions Limit

Unwanted emissions below 1 GHz and restricted band emissions above 1GHz limit			
Frequency Range (MHz)	**Field Strength (uV/m)**	**Field Strength (dBuV/m)**	**Measure Distance (m)**
0.009~0.490	2400/F(kHz)	48.5 - 13.8	300
0.490~1.705	24000/F(kHz)	33.8 - 23	30
1.705~30.0	30	29	30
30~88	100	40	3
88~216	150	43.5	3
216~960	200	46	3
Above 960	500	54	3

Note 1: Test distance for frequencies at or above 30 MHz, measurements may be performed at a distance other than the limit distance provided they are not performed in the near field and the emissions to be measured can be detected by the measurement equipment. When performing measurements at a distance other than that specified, the results shall be extrapolated to the specified distance using an extrapolation factor of 20 dB/decade (inverse of linear distance for field-strength measurements, inverse of linear distance-squared for power-density measurements).

Note 2: Test distance for frequencies at below 30 MHz, measurements may be performed at a distance closer than the EUT limit distance; however, an attempt should be made to avoid making measurements in the near field. When performing measurements below 30 MHz at a closer distance than the limit distance, the results shall be extrapolated to the specified distance by either making measurements at a minimum of two or more distances on at least one radial to determine the proper extrapolation factor or by using the square of an inverse linear distance extrapolation factor (40 dB/decade). The test report shall specify the extrapolation method used to determine compliance of the EUT.

Note 3: Using the distance of 1m during the test for above 18 GHz, and the test value to correct for the distance factor at 3m.

Un-restricted band emissions above 1GHz Limit	
Operating Band	**Limit**
☐ 5.15 - 5.25 GHz	e.i.r.p. -27 dBm [68.2 dBuV/m@3m]
☒ 5.25 - 5.35 GHz	e.i.r.p. -27 dBm [68.2 dBuV/m@3m]
☒ 5.47 - 5.725 GHz	e.i.r.p. -27 dBm [68.2 dBuV/m@3m]
☒ 5.725 - 5.85 GHz	all emissions shall be limited to a level of -27 dBm/MHz at 75 MHz or more above or below the band edge increasing linearly to 10 dBm/MHz at 25 MHz above or below the band edge, and from 25 MHz above or below the band edge increasing linearly to a level of 15.6 dBm/MHz at 5 MHz above or below the band edge, and from 5 MHz above or below the band edge increasing linearly to a level of 27 dBm/MHz at the band edge.
☐ 5.85 - 5.895 GHz	(i) For an indoor access point or subordinate device, all emissions at or above 5.895 GHz shall not exceed an e.i.r.p. of 15 dBm/MHz and shall decrease linearly to an e.i.r.p. of - 7 dBm/MHz at or above 5.925 GHz. (ii) For a client device, all emissions at or above 5.895 GHz shall not exceed an

	e.i.r.p. of -5 dBm/MHz and shall decrease linearly to an e.i.r.p. of -27 dBm/MHz at or above 5.925 GHz. (iii) For a client device or indoor access point or subordinate device, all emissions below 5.725 GHz shall not exceed an e.i.r.p. of -27 dBm/MHz at 5.65 GHz increasing linearly to 10 dBm/ MHz at 5.7 GHz, and from 5.7 GHz increasing linearly to a level of 15.6 dBm/MHz at 5.72 GHz, and from 5.72 GHz increasing linearly to a level of 27 dBm/MHz at 5.725 GHz.
Note 1: Measurements may be performed at a distance other than the limit distance provided they are not performed in the near field and the emissions to be measured can be detected by the measurement equipment. When performing measurements at a distance other than that specified, the results shall be extrapolated to the specified distance using an extrapolation factor of 20 dB/decade (inverse of linear distance for field-strength measurements, inverse of linear distance-squared for power-density measurements).	

3.4.2 Measuring Instruments

Refer a test equipment and calibration data table in this test report.

3.4.3 Test Procedures

Test Method			
▪ Measurements may be performed at a distance other than the limit distance provided they are not performed in the near field and the emissions to be measured can be detected by the measurement equipment. Measurements shall not be performed at a distance greater than 30 m for frequencies above 30 MHz, unless it can be further demonstrated that measurements at a distance of 30 m or less are impractical. When performing measurements at a distance other than that specified, the results shall be extrapolated to the specified distance using an extrapolation factor of 20 dB/decade (inverse of linear distance for field-strength measurements, inverse of linear distance-squared for power-density measurements).			
▪ The average emission levels shall be measured in [duty cycle ≥ 98 or duty factor].			
▪ For the transmitter unwanted emissions shall be measured using following options below:			
	▪ Refer as FCC KDB 789033, clause G)2) for unwanted emissions into non-restricted bands.		
	▪ Refer as FCC KDB 789033, clause G)1) for unwanted emissions into restricted bands.		
		☐	Refer as FCC KDB 789033, G)6) Method AD (Trace Averaging).
		☒	Refer as FCC KDB 789033, G)6) Method VB (Reduced VBW).
		☐	Refer as ANSI C63.10, clause 11.12.2.5.3 (Reduced VBW). VBW ≥ 1/T, where T is pulse time.
		☐	Refer as ANSI C63.10, clause 7.5 average value of pulsed emissions.
		☒	Refer as FCC KDB 789033, clause G)5) measurement procedure peak limit.
		☐	Refer as ANSI C63.10, clause 4.1.4.2.2 measurement procedure peak limit.
▪ For radiated measurement.			
	▪ Refer as ANSI C63.10, clause 6.4 for radiated emissions below 30 MHz and test distance is 3m.		
	▪ Refer as ANSI C63.10, clause 6.5 for radiated emissions 30 MHz to 1 GHz and test distance is 3m.		
	▪ Refer as ANSI C63.10, clause 6.6 for radiated emissions above 1GHz.		
▪ The any unwanted emissions level shall not exceed the fundamental emission level.			

Test Method
▪ All amplitude of spurious emissions that are attenuated by more than 20 dB below the permissible value has no need to be reported.

3.4.4 Test Setup

Above 1GHz

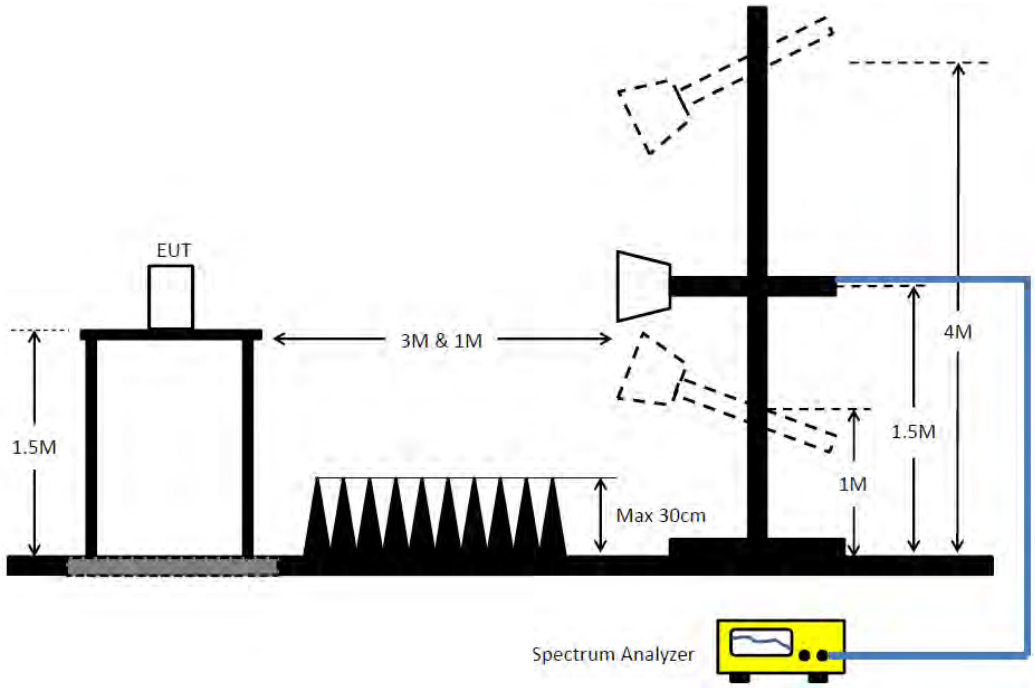

3.4.5 Measurement Results Calculation

The measured Level is calculated using:
Corrected Reading: Antenna factor (AF) + Cable loss (CL) + Read level (Raw) - Preamp factor (PA)(if applicable) = Level.

3.4.6 Test Result of Transmitter Unwanted Emissions

Refer as Appendix D

4 Test Equipment and Calibration Data

Instrument	Brand	Model No.	Serial No.	Characteristics	Calibration Date	Calibration Due Date	Remark
3m Semi Anechoic Chamber VSWR	TDK	SAC-3M	03CH03-CB	1GHz ~18GHz 3m	May 06, 2021	May 05, 2022	Radiation (03CH03-CB)
Horn Antenna	ETS・Lindgren	3115	6821	750MHz~18GHz	Jan. 26, 2021	Jan. 25, 2022	Radiation (03CH03-CB)
Horn Antenna	SCHWARZBECK	BBHA 9170	BBHA9170507	15GHz ~ 40GHz	Jun. 18, 2021	Jun. 17, 2022	Radiation (03CH03-CB)
Pre-Amplifier	Agilent	8449B	3008A02097	1GHz ~ 26.5GHz	Jul. 02, 2021	Jul. 01, 2022	Radiation (03CH03-CB)
Amplifier	-	-	TF-130N-R1	18GHz ~ 40GHz	Jun.15, 2021	Jun. 14, 2022	Radiation (03CH03-CB)
Spectrum Analyzer	R&S	FSP40	100019	9kHz ~ 40GHz	Jun. 04, 2021	Jun. 03, 2022	Radiation (03CH03-CB)
RF Cable-high	Woken	RG402	High Cable-20+29	1GHz ~ 18GHz	Oct. 05, 2020	Oct. 04, 2021	Radiation (03CH03-CB)
RF Cable-high	Woken	RG402	High Cable-40G#1	18GHz ~ 40 GHz	Jul. 15, 2021	Jul. 14, 2022	Radiation (03CH03-CB)
RF Cable-high	Woken	RG402	High Cable-29	1GHz ~ 18GHz	Oct. 05, 2020	Oct. 04, 2021	Radiation (03CH03-CB)
RF Cable-high	Woken	RG402	High Cable-40G#2	18GHz ~ 40 GHz	Jul. 15, 2021	Jul. 14, 2022	Radiation (03CH03-CB)
Test Software	SPORTON	SENSE	V5.10	-	N.C.R.	N.C.R.	Radiation (03CH03-CB)
Spectrum analyzer	R&S	FSV40	100979	9kHz~40GHz	May 21, 2021	May 20, 2022	Conducted (TH01-CB)
RF Cable-high	Woken	RG402	High Cable-06	1 GHz – 26.5 GHz	Oct. 05, 2020	Oct. 04, 2021	Conducted (TH01-CB)
RF Cable-high	Woken	RG402	High Cable-07	1 GHz –26.5 GHz	Oct. 05, 2020	Oct. 04, 2021	Conducted (TH01-CB)
RF Cable-high	Woken	RG402	High Cable-08	1 GHz –26.5 GHz	Oct. 05, 2020	Oct. 04, 2021	Conducted (TH01-CB)
RF Cable-high	Woken	RG402	High Cable-09	1 GHz –26.5 GHz	Oct. 05, 2020	Oct. 04, 2021	Conducted (TH01-CB)
RF Cable-high	Woken	RG402	High Cable-10	1 GHz –26.5 GHz	Oct. 05, 2020	Oct. 04, 2021	Conducted (TH01-CB)
RF Cable-high	Woken	RG402	High Cable-30	1 GHz –26.5 GHz	Oct. 05, 2020	Oct. 04, 2021	Conducted (TH01-CB)
Power Sensor	Agilent	E9327A	US40442088	50MHz~18GHz	Feb. 23, 2021	Feb. 22, 2022	Conducted (TH01-CB)
Power Meter	Agilent	E4416A	GB41291199	50MHz~18GHz	Feb. 23, 2021	Feb. 22, 2022	Conducted (TH01-CB)
Test Software	SPORTON	SENSE	V5.10	-	N.C.R.	N.C.R.	Conducted (TH01-CB)

Note: Calibration Interval of instruments listed above is one year.
NCR means Non-Calibration required.

Summary

Mode	Max-N dB (Hz)	Max-OBW (Hz)	ITU-Code	Min-N dB (Hz)	Min-OBW (Hz)
5.25-5.35GHz	-	-	-	-	-
802.11a_Nss1,(6Mbps)_4TX	22.32M	16.912M	16M9D1D	20.16M	16.582M
802.11ax HEW20_Nss1,(MCS0)_4TX	21.3M	19.04M	19M0D1D	20.61M	18.831M
802.11ax HEW40_Nss1,(MCS0)_4TX	40.98M	38.081M	38M1D1D	40.38M	37.781M
802.11ax HEW80_Nss1,(MCS0)_4TX	82.32M	77.841M	77M8D1D	81.48M	77.121M
5.47-5.725GHz	-	-	-	-	-
802.11a_Nss1,(6Mbps)_4TX	21.57M	16.852M	16M9D1D	14.28M	13.163M
802.11ax HEW20_Nss1,(MCS0)_4TX	21.6M	19.07M	19M1D1D	15.21M	14.333M
802.11ax HEW40_Nss1,(MCS0)_4TX	40.74M	37.901M	37M9D1D	35.175M	33.618M
802.11ax HEW80_Nss1,(MCS0)_4TX	82.32M	77.601M	77M6D1D	75.75M	73.013M
5.725-5.85GHz	-	-	-	-	-
802.11a_Nss1,(6Mbps)_4TX	3.16M	3.498M	3M50D1D	3.12M	3.358M
802.11ax HEW20_Nss1,(MCS0)_4TX	4.48M	4.598M	4M60D1D	3.82M	4.518M
802.11ax HEW40_Nss1,(MCS0_4TX	4.1M	4.138M	4M14D1D	3.48M	4.118M
802.11ax HEW80_Nss1,(MCS0)_4TX	4.04M	4.238M	4M24D1D	3.86M	4.118M

Max-N dB = Maximum 6dB down bandwidth for 5.725-5.85GHz band / Maximum 26dB down bandwidth for other band;
Max-OBW = Maximum 99% occupied bandwidth;
Min-N dB = Minimum 6dB down bandwidth for 5.725-5.85GHz band / Maximum 26dB down bandwidth for other band;
Min-OBW = Minimum 99% occupied bandwidth

Result

Mode	Result	Limit (Hz)	Port 1-N dB (Hz)	Port 1-OBW (Hz)	Port 2-N dB (Hz)	Port 2-OBW (Hz)	Port 3-N dB (Hz)	Port 3-OBW (Hz)	Port 4-N dB (Hz)	Port 4-OBW (Hz)
802.11a_Nss1,(6Mbps)_4TX	-	-	-	-	-	-	-	-	-	-
5260MHz	Pass	Inf	20.61M	16.762M	21.45M	16.642M	21.33M	16.672M	21.9M	16.852M
5300MHz	Pass	Inf	20.88M	16.702M	20.82M	16.672M	21.27M	16.762M	22.32M	16.912M
5320MHz	Pass	Inf	20.79M	16.672M	20.16M	16.582M	20.43M	16.702M	21.57M	16.852M
5500MHz	Pass	Inf	21.06M	16.792M	21.54M	16.732M	20.91M	16.702M	21.57M	16.822M
5580MHz	Pass	Inf	21.3M	16.822M	21.54M	16.792M	20.13M	16.702M	21.33M	16.852M
5700MHz	Pass	Inf	18.39M	15.862M	18.57M	16.222M	19.92M	16.702M	19.5M	16.372M
5720MHz Straddle 5.47-5.725GHz	Pass	Inf	15.18M	13.388M	14.715M	13.313M	14.28M	13.163M	14.715M	13.313M
5720MHz Straddle 5.725-5.85GHz	Pass	500k	3.12M	3.358M	3.14M	3.438M	3.14M	3.498M	3.16M	3.498M
802.11ax HEW20_Nss1,(MCS0)_4TX	-	-	-	-	-	-	-	-	-	-
5260MHz	Pass	Inf	21.3M	18.981M	20.85M	18.861M	21.12M	18.891M	21.03M	18.951M
5300MHz	Pass	Inf	21.18M	18.981M	20.94M	18.981M	21M	18.921M	21.18M	18.921M
5320MHz	Pass	Inf	21M	19.04M	20.61M	18.831M	21.18M	18.951M	21.06M	18.921M
5500MHz	Pass	Inf	21.21M	18.981M	20.88M	18.981M	21.06M	18.921M	20.91M	18.861M
5580MHz	Pass	Inf	20.55M	18.861M	20.61M	18.801M	20.55M	18.801M	21.06M	18.891M
5700MHz	Pass	Inf	21.03M	18.981M	21.6M	19.07M	20.28M	18.411M	20.97M	18.861M
5720MHz Straddle 5.47-5.725GHz	Pass	Inf	15.21M	14.333M	15.63M	14.468M	15.285M	14.423M	15.45M	14.483M
5720MHz Straddle 5.725-5.85GHz	Pass	500k	3.82M	4.538M	4.48M	4.578M	4.12M	4.518M	4.48M	4.598M
802.11ax HEW40_Nss1,(MCS0)_4TX	-	-	-	-	-	-	-	-	-	-
5270MHz	Pass	Inf	40.98M	37.961M	40.38M	37.781M	40.74M	37.961M	40.8M	37.901M
5310MHz	Pass	Inf	40.5M	38.081M	40.68M	37.961M	40.68M	37.961M	40.74M	37.901M
5510MHz	Pass	Inf	40.26M	37.781M	39.84M	37.121M	40.56M	37.841M	40.32M	37.781M
5550MHz	Pass	Inf	40.5M	37.901M	40.08M	37.481M	40.38M	37.661M	40.32M	37.841M
5670MHz	Pass	Inf	40.44M	37.721M	40.38M	37.901M	40.74M	37.661M	40.74M	37.841M
5710MHz Straddle 5.47-5.725GHz	Pass	Inf	35.175M	33.618M	35.42M	33.863M	35.175M	33.863M	35.28M	33.898M
5710MHz Straddle 5.725-5.85GHz	Pass	500k	4M	4.118M	4.1M	4.138M	3.48M	4.118M	4.06M	4.138M
802.11ax HEW80_Nss1,(MCS0)_4TX	-	-	-	-	-	-	-	-	-	-
5290MHz	Pass	Inf	81.96M	77.841M	81.48M	77.361M	82.08M	77.241M	82.32M	77.121M
5530MHz	Pass	Inf	81.12M	77.001M	81.24M	76.402M	81.96M	76.882M	81.96M	77.241M
5610MHz	Pass	Inf	81.24M	77.001M	82.32M	77.601M	81.36M	76.522M	82.2M	77.481M
5690MHz Straddle 5.47-5.725GHz	Pass	Inf	75.75M	73.013M	76.125M	73.313M	76.125M	73.538M	76.05M	73.313M
5690MHz Straddle 5.725-5.85GHz	Pass	500k	3.98M	4.118M	4.04M	4.218M	3.86M	4.138M	4.04M	4.238M

Port X-N dB = Port X 6dB down bandwidth for 5.725-5.85GHz band / 26dB down bandwidth for other band
Port X-OBW = Port X 99% occupied bandwidth

802.11a_Nss1,(6Mbps)_4TX EBW

5260MHz

22/07/2021

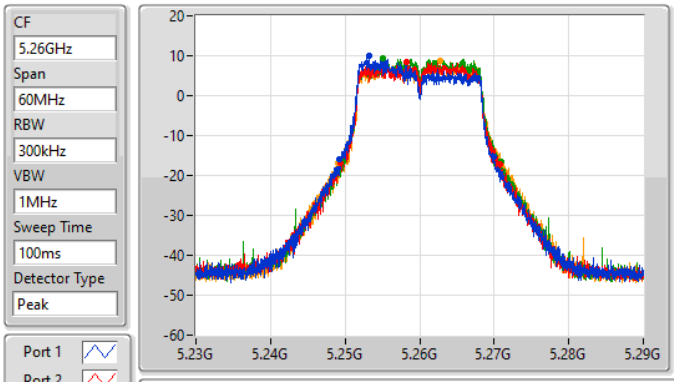

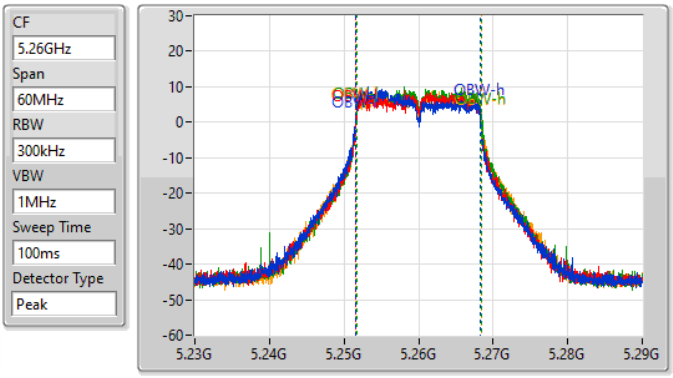

26dB(Hz)	Fl-26dB(Hz)	Fh-26dB(Hz)	OBW(Hz)	Fl-OBW(Hz)	Fh-OBW(Hz)	Limit(Hz)	Port
20.61M	5.24929G	5.2699G	16.762M	5.251514G	5.268276G	Inf	1
21.45M	5.24932G	5.27077G	16.642M	5.251634G	5.268276G	Inf	2
21.33M	5.24968G	5.27101G	16.672M	5.251724G	5.268396G	Inf	3
21.9M	5.24911G	5.27101G	16.852M	5.251604G	5.268456G	Inf	4

802.11a_Nss1,(6Mbps)_4TX EBW

5300MHz

22/07/2021

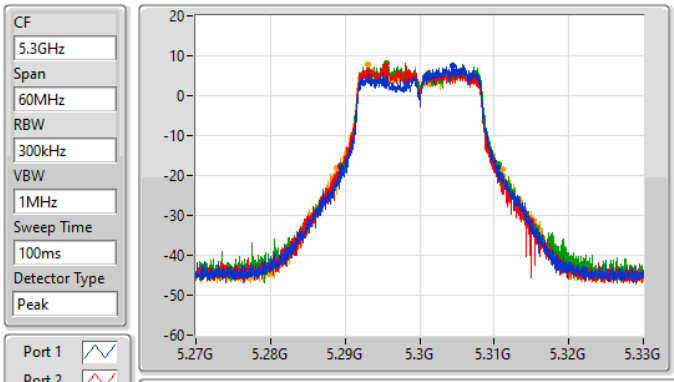

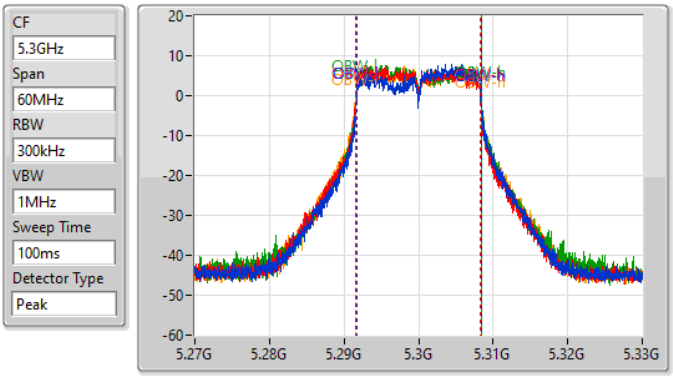

26dB(Hz)	Fl-26dB(Hz)	Fh-26dB(Hz)	OBW(Hz)	Fl-OBW(Hz)	Fh-OBW(Hz)	Limit(Hz)	Port
20.88M	5.28959G	5.31047G	16.702M	5.291694G	5.308396G	Inf	1
20.82M	5.28947G	5.31029G	16.672M	5.291604G	5.308276G	Inf	2
21.27M	5.28938G	5.31065G	16.762M	5.291634G	5.308396G	Inf	3
22.32M	5.28884G	5.31116G	16.912M	5.291514G	5.308426G	Inf	4

802.11a_Nss1,(6Mbps)_4TX EBW

5320MHz

22/07/2021

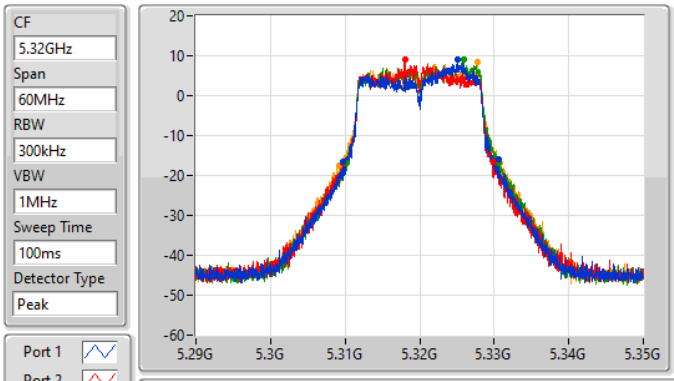

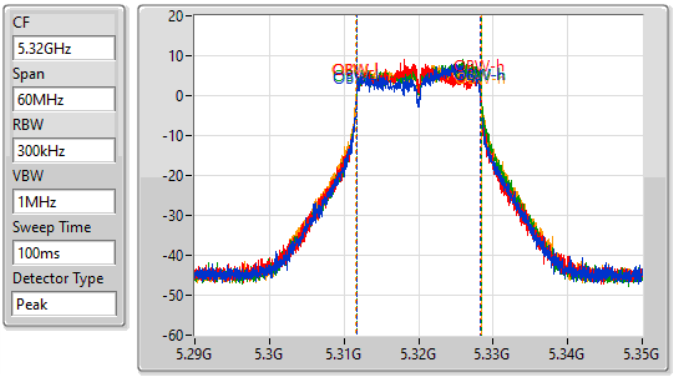

26dB(Hz)	Fl-26dB(Hz)	Fh-26dB(Hz)	OBW(Hz)	Fl-OBW(Hz)	Fh-OBW(Hz)	Limit(Hz)	Port
20.79M	5.30974G	5.33053G	16.672M	5.311664G	5.328336G	Inf	1
20.16M	5.30974G	5.3299G	16.582M	5.311694G	5.328276G	Inf	2
20.43M	5.31016G	5.33059G	16.702M	5.311724G	5.328426G	Inf	3
21.57M	5.30929G	5.33086G	16.852M	5.311634G	5.328486G	Inf	4

802.11a_Nss1,(6Mbps)_4TX EBW

5500MHz

22/07/2021

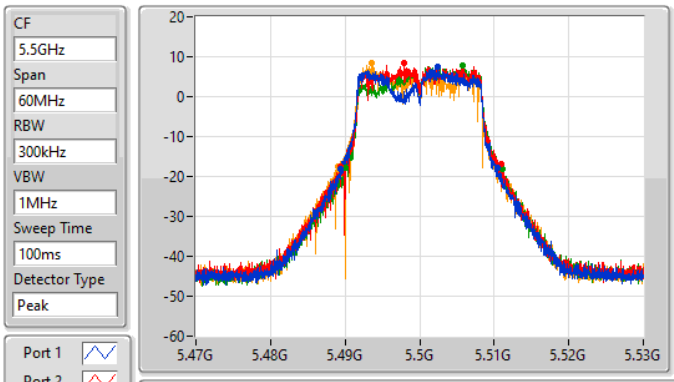

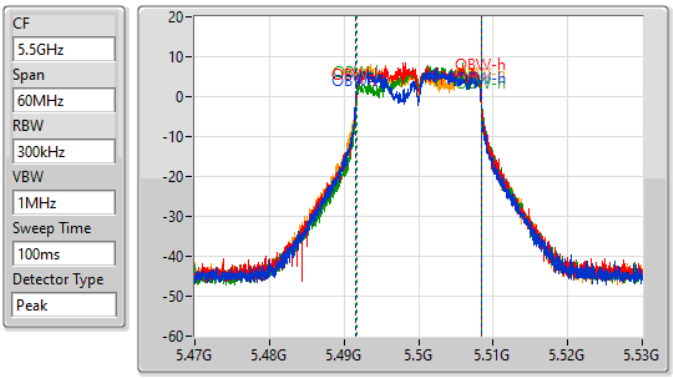

26dB(Hz)	Fl-26dB(Hz)	Fh-26dB(Hz)	OBW(Hz)	Fl-OBW(Hz)	Fh-OBW(Hz)	Limit(Hz)	Port
21.06M	5.48935G	5.51041G	16.792M	5.491574G	5.508366G	Inf	1
21.54M	5.48944G	5.51098G	16.732M	5.491634G	5.508366G	Inf	2
20.91M	5.49013G	5.51104G	16.702M	5.491754G	5.508456G	Inf	3
21.57M	5.48908G	5.51065G	16.822M	5.491544G	5.508366G	Inf	4

802.11a_Nss1,(6Mbps)_4TX EBW

5580MHz

22/07/2021

CF 5.58GHz
Span 60MHz
RBW 300kHz
VBW 1MHz
Sweep Time 100ms
Detector Type Peak

Port 1
Port 2
Port 3
Port 4

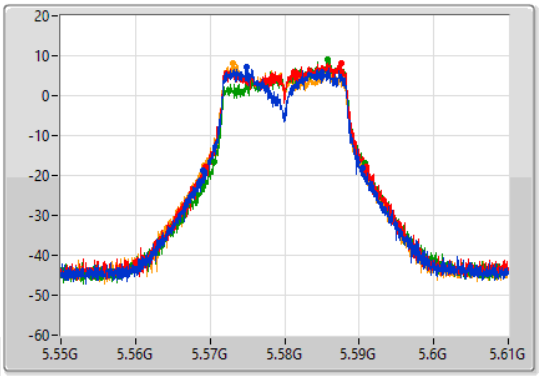

CF 5.58GHz
Span 60MHz
RBW 300kHz
VBW 1MHz
Sweep Time 100ms
Detector Type Peak

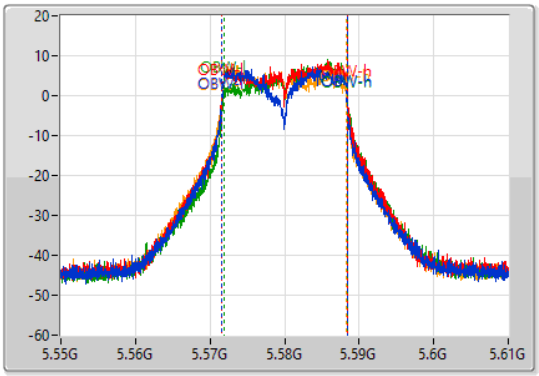

26dB(Hz)	Fl-26dB(Hz)	Fh-26dB(Hz)	OBW(Hz)	Fl-OBW(Hz)	Fh-OBW(Hz)	Limit(Hz)	Port
21.3M	5.56908G	5.59038G	16.822M	5.571544G	5.588366G	Inf	1
21.54M	5.56941G	5.59095G	16.792M	5.571634G	5.588426G	Inf	2
20.13M	5.57058G	5.59071G	16.702M	5.571814G	5.588516G	Inf	3
21.33M	5.56917G	5.5905G	16.852M	5.571484G	5.588336G	Inf	4

802.11a_Nss1,(6Mbps)_4TX EBW

5700MHz

22/07/2021

CF 5.7GHz
Span 60MHz
RBW 300kHz
VBW 1MHz
Sweep Time 100ms
Detector Type Peak

Port 1
Port 2
Port 3
Port 4

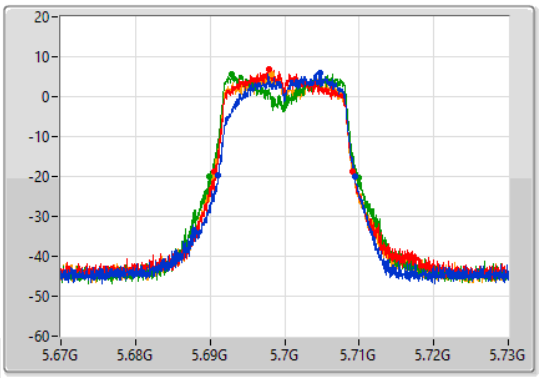

CF 5.7GHz
Span 60MHz
RBW 300kHz
VBW 1MHz
Sweep Time 100ms
Detector Type Peak

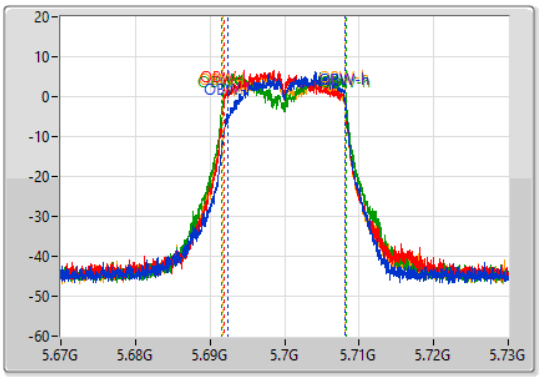

26dB(Hz)	Fl-26dB(Hz)	Fh-26dB(Hz)	OBW(Hz)	Fl-OBW(Hz)	Fh-OBW(Hz)	Limit(Hz)	Port
18.39M	5.69106G	5.70945G	15.862M	5.692324G	5.708186G	Inf	1
18.57M	5.69061G	5.70918G	16.222M	5.691874G	5.708096G	Inf	2
19.92M	5.68995G	5.70987G	16.702M	5.691604G	5.708306G	Inf	3
19.5M	5.69025G	5.70975G	16.372M	5.691754G	5.708126G	Inf	4

802.11a_Nss1,(6Mbps)_4TX EBW

5720MHz Straddle 5.47-5.725GHz

22/07/2021

CF 5.71GHz
Span 30MHz
RBW 200kHz
VBW 1MHz
Sweep Time 100ms
Detector Type Peak

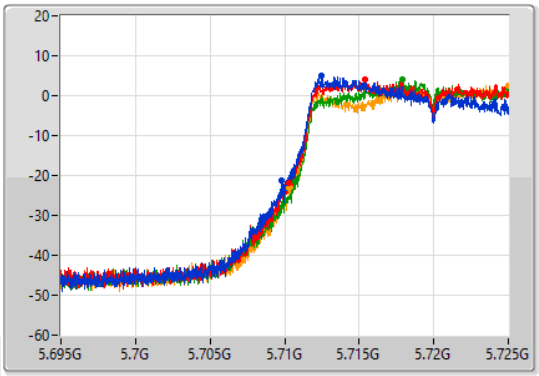

CF 5.71GHz
Span 30MHz
RBW 300kHz
VBW 1MHz
Sweep Time 100ms
Detector Type Peak

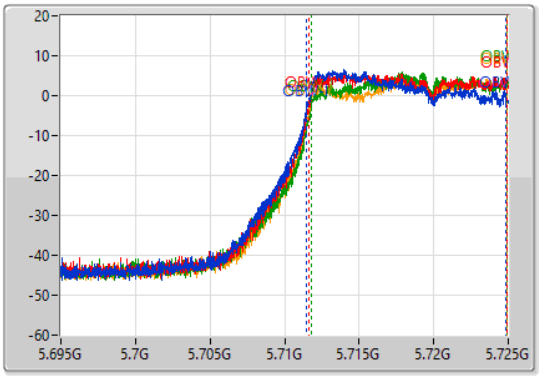

Port 1
Port 2
Port 3
Port 4

26dB(Hz)	Fl-26dB(Hz)	Fh-26dB(Hz)	OBW(Hz)	Fl-OBW(Hz)	Fh-OBW(Hz)	Limit(Hz)	Port
15.18M	5.70982G	5.725G	13.388M	5.711454G	5.724843G	Inf	1
14.715M	5.710285G	5.725G	13.313M	5.711604G	5.724918G	Inf	2
14.28M	5.71072G	5.725G	13.163M	5.711769G	5.724933G	Inf	3
14.715M	5.710285G	5.725G	13.313M	5.711634G	5.724948G	Inf	4

802.11a_Nss1,(6Mbps)_4TX EBW

5720MHz Straddle 5.725-5.85GHz

22/07/2021

CF 5.745GHz
Span 40MHz
RBW 100kHz
VBW 300kHz
Sweep Time 100ms
Detector Type Peak

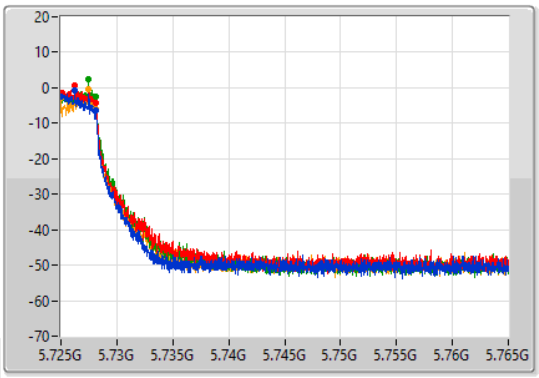

CF 5.745GHz
Span 40MHz
RBW 100kHz
VBW 300kHz
Sweep Time 100ms
Detector Type Peak

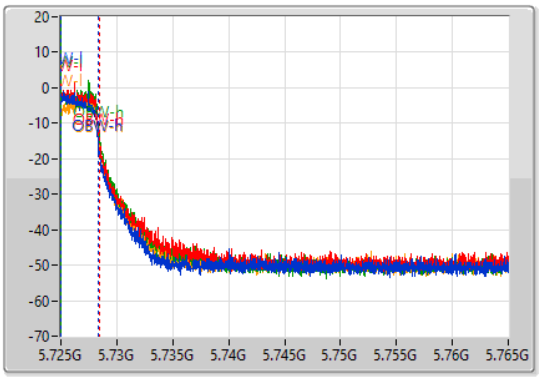

Port 1
Port 2
Port 3
Port 4

6dB(Hz)	Fl-6dB(Hz)	Fh-6dB(Hz)	OBW(Hz)	Fl-OBW(Hz)	Fh-OBW(Hz)	Limit(Hz)	Port
3.12M	5.725G	5.72812G	3.358M	5.72501G	5.728368G	500k	1
3.14M	5.725G	5.72814G	3.438M	5.72501G	5.728448G	500k	2
3.14M	5.725G	5.72814G	3.498M	5.72501G	5.728508G	500k	3
3.16M	5.725G	5.72816G	3.498M	5.72501G	5.728508G	500k	4

802.11ax HEW20_Nss1,(MCS0)_4TX EBW

5260MHz

22/07/2021

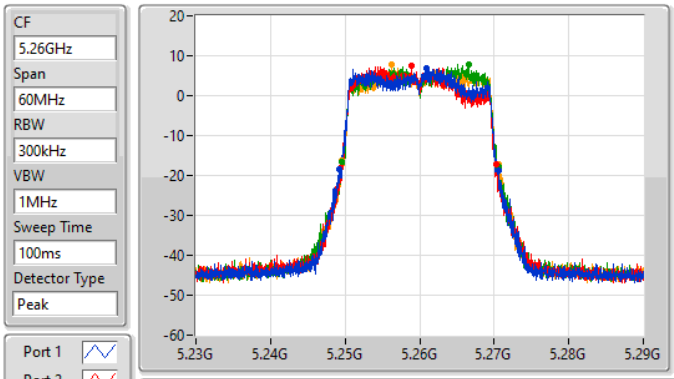

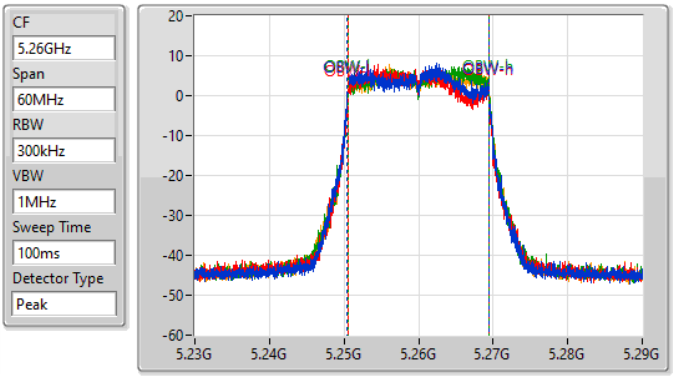

26dB(Hz)	Fl-26dB(Hz)	Fh-26dB(Hz)	OBW(Hz)	Fl-OBW(Hz)	Fh-OBW(Hz)	Limit(Hz)	Port
21.3M	5.24926G	5.27056G	18.981M	5.250465G	5.269445G	Inf	1
20.85M	5.24941G	5.27026G	18.861M	5.250525G	5.269385G	Inf	2
21.12M	5.24953G	5.27065G	18.891M	5.250555G	5.269445G	Inf	3
21.03M	5.2495G	5.27053G	18.951M	5.250525G	5.269475G	Inf	4

802.11ax HEW20_Nss1,(MCS0)_4TX EBW

5300MHz

22/07/2021

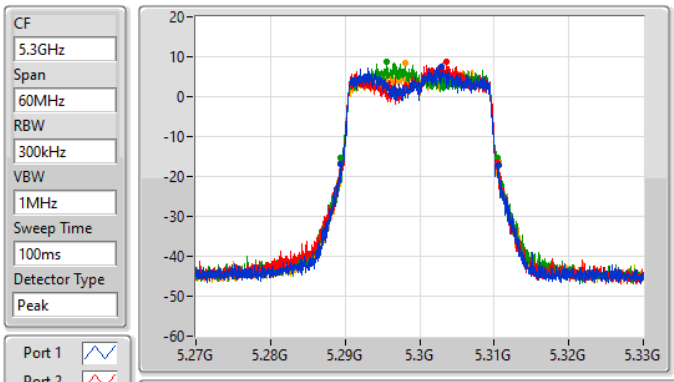

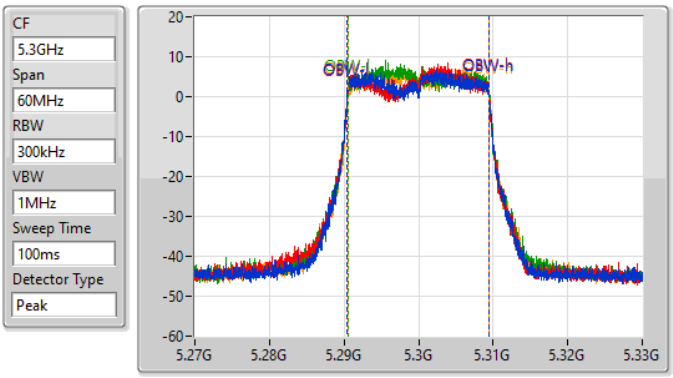

26dB(Hz)	Fl-26dB(Hz)	Fh-26dB(Hz)	OBW(Hz)	Fl-OBW(Hz)	Fh-OBW(Hz)	Limit(Hz)	Port
21.18M	5.28944G	5.31062G	18.981M	5.290465G	5.309445G	Inf	1
20.94M	5.2895G	5.31044G	18.981M	5.290465G	5.309445G	Inf	2
21M	5.28947G	5.31047G	18.921M	5.290525G	5.309445G	Inf	3
21.18M	5.28938G	5.31056G	18.921M	5.290525G	5.309445G	Inf	4

802.11ax HEW20_Nss1,(MCS0)_4TX EBW

5320MHz

22/07/2021

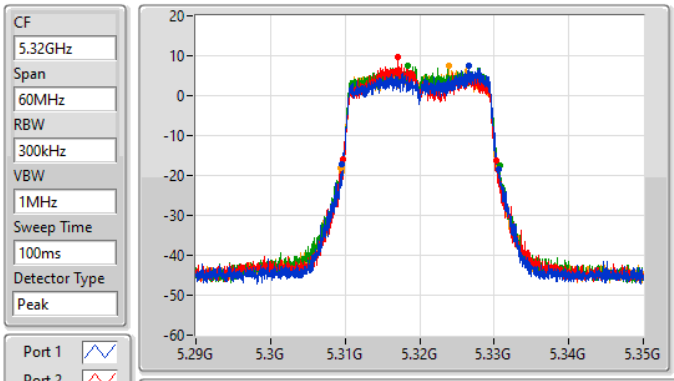

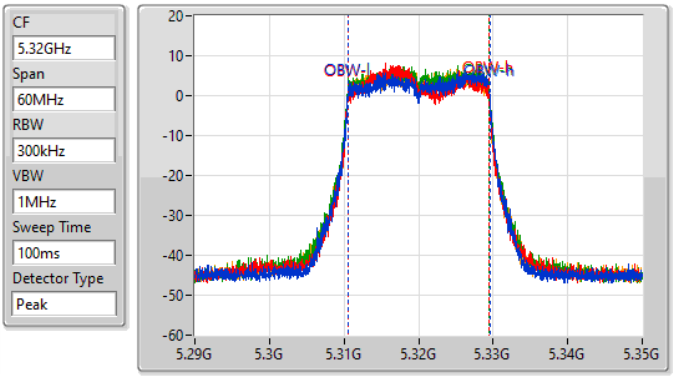

26dB(Hz)	Fl-26dB(Hz)	Fh-26dB(Hz)	OBW(Hz)	Fl-OBW(Hz)	Fh-OBW(Hz)	Limit(Hz)	Port
21M	5.30959G	5.33059G	19.04M	5.310495G	5.329535G	Inf	1
20.61M	5.30965G	5.33026G	18.831M	5.310585G	5.329415G	Inf	2
21.18M	5.30953G	5.33071G	18.951M	5.310525G	5.329475G	Inf	3
21.06M	5.30947G	5.33053G	18.921M	5.310525G	5.329445G	Inf	4

802.11ax HEW20_Nss1,(MCS0)_4TX EBW

5500MHz

22/07/2021

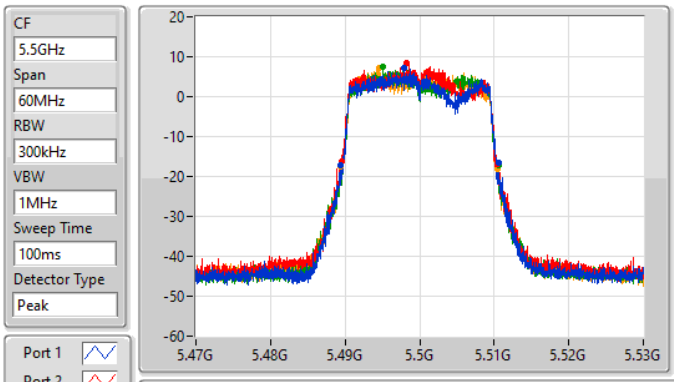

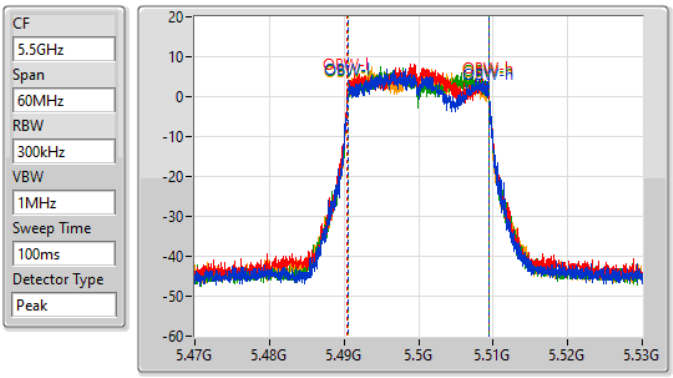

26dB(Hz)	Fl-26dB(Hz)	Fh-26dB(Hz)	OBW(Hz)	Fl-OBW(Hz)	Fh-OBW(Hz)	Limit(Hz)	Port
21.21M	5.48938G	5.51059G	18.981M	5.490495G	5.509475G	Inf	1
20.88M	5.48953G	5.51041G	18.981M	5.490465G	5.509445G	Inf	2
21.06M	5.48947G	5.51053G	18.921M	5.490525G	5.509445G	Inf	3
20.91M	5.48947G	5.51038G	18.861M	5.490525G	5.509385G	Inf	4

802.11ax HEW20_Nss1,(MCS0)_4TX EBW

5580MHz

22/07/2021

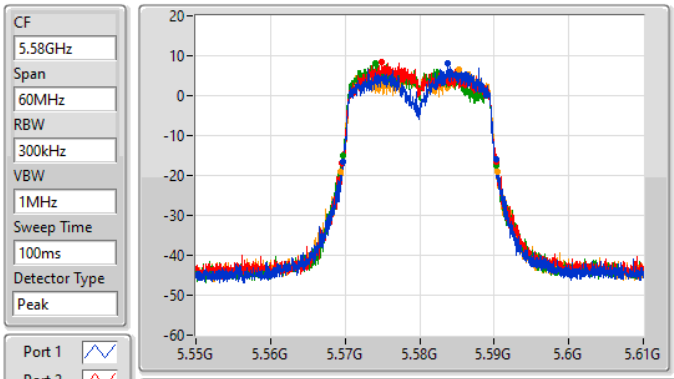

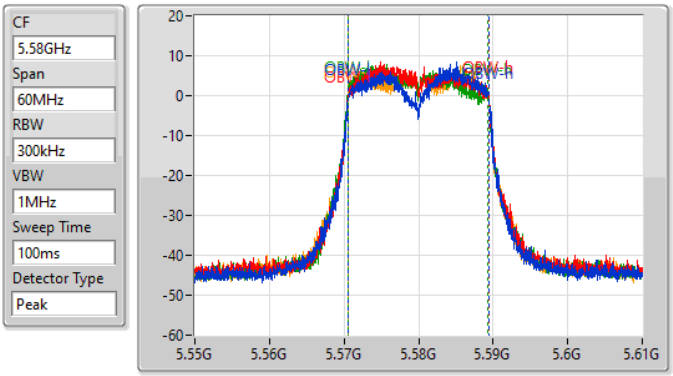

26dB(Hz)	Fl-26dB(Hz)	Fh-26dB(Hz)	OBW(Hz)	Fl-OBW(Hz)	Fh-OBW(Hz)	Limit(Hz)	Port
20.55M	5.56974G	5.59029G	18.861M	5.570555G	5.589415G	Inf	1
20.61M	5.56962G	5.59023G	18.801M	5.570585G	5.589385G	Inf	2
20.55M	5.56968G	5.59023G	18.801M	5.570525G	5.589325G	Inf	3
21.06M	5.56938G	5.59044G	18.891M	5.570525G	5.589415G	Inf	4

802.11ax HEW20_Nss1,(MCS0)_4TX EBW

5700MHz

22/07/2021

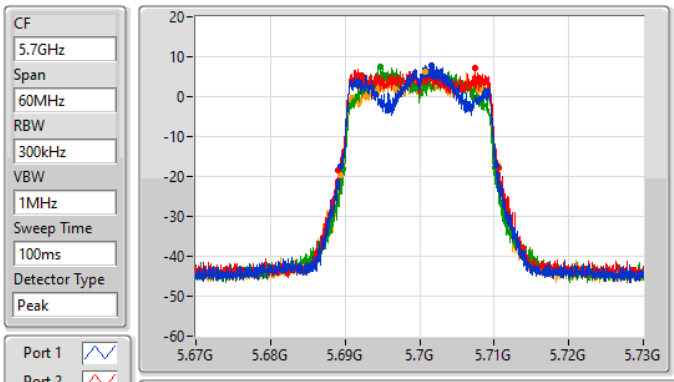

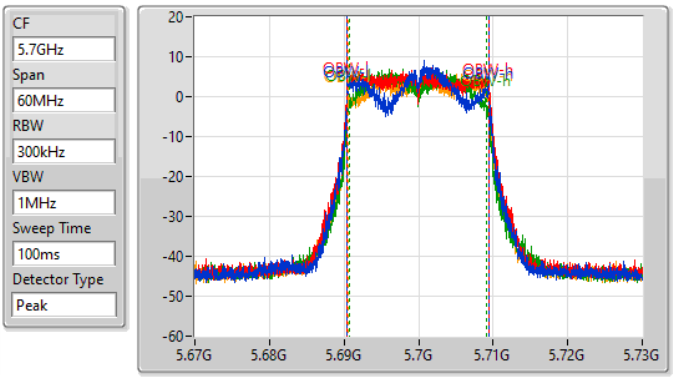

26dB(Hz)	Fl-26dB(Hz)	Fh-26dB(Hz)	OBW(Hz)	Fl-OBW(Hz)	Fh-OBW(Hz)	Limit(Hz)	Port
21.03M	5.68932G	5.71035G	18.981M	5.690465G	5.709445G	Inf	1
21.6M	5.68908G	5.71068G	19.07M	5.690435G	5.709505G	Inf	2
20.28M	5.6898G	5.71008G	18.411M	5.690735G	5.709145G	Inf	3
20.97M	5.68944G	5.71041G	18.861M	5.690585G	5.709445G	Inf	4

802.11ax HEW20_Nss1,(MCS0)_4TX EBW

5720MHz Straddle 5.47-5.725GHz

22/07/2021

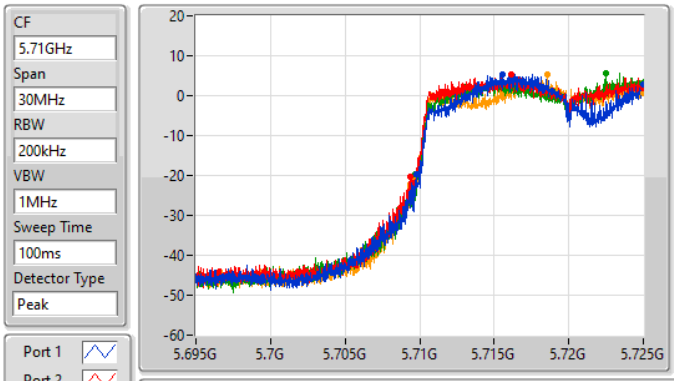

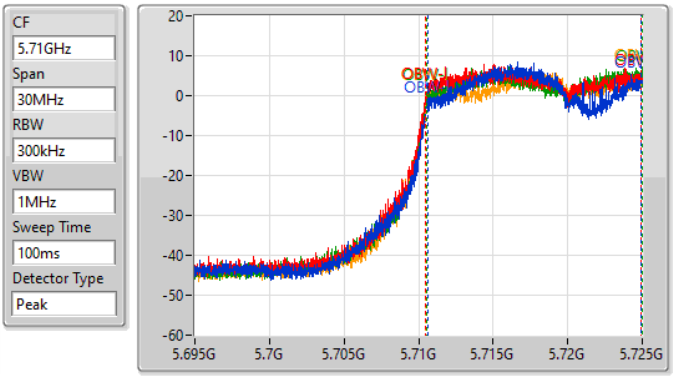

26dB(Hz)	Fl-26dB(Hz)	Fh-26dB(Hz)	OBW(Hz)	Fl-OBW(Hz)	Fh-OBW(Hz)	Limit(Hz)	Port
15.21M	5.70979G	5.725G	14.333M	5.7106G	5.724933G	Inf	1
15.63M	5.70937G	5.725G	14.468M	5.710465G	5.724933G	Inf	2
15.285M	5.709715G	5.725G	14.423M	5.71054G	5.724963G	Inf	3
15.45M	5.70955G	5.725G	14.483M	5.710465G	5.724948G	Inf	4

802.11ax HEW20_Nss1,(MCS0)_4TX EBW

5720MHz Straddle 5.725-5.85GHz

22/07/2021

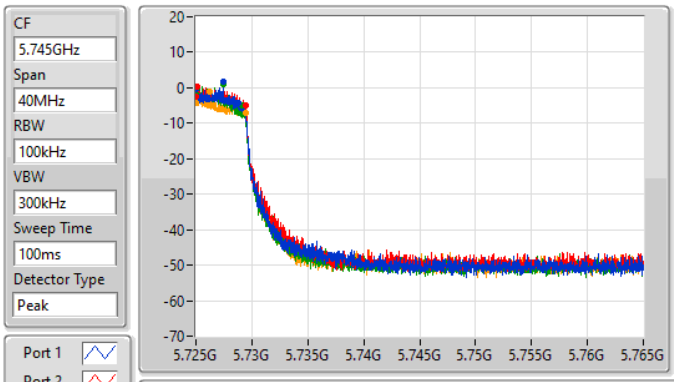

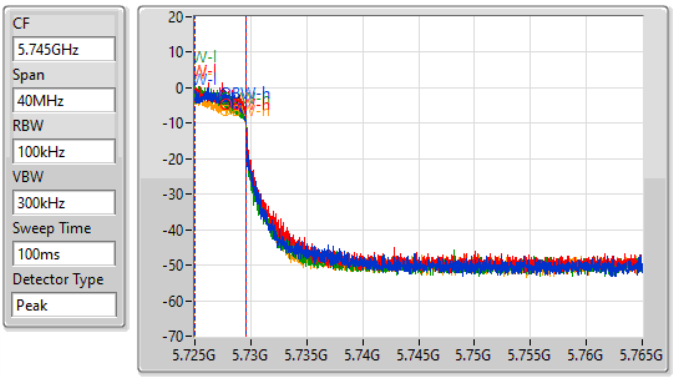

6dB(Hz)	Fl-6dB(Hz)	Fh-6dB(Hz)	OBW(Hz)	Fl-OBW(Hz)	Fh-OBW(Hz)	Limit(Hz)	Port
3.82M	5.725G	5.72882G	4.538M	5.72503G	5.729568G	500k	1
4.48M	5.725G	5.72948G	4.578M	5.72501G	5.729588G	500k	2
4.12M	5.725G	5.72912G	4.518M	5.72501G	5.729528G	500k	3
4.48M	5.725G	5.72948G	4.598M	5.72501G	5.729608G	500k	4

802.11ax HEW40_Nss1,(MCS0)_4TX EBW

5270MHz

22/07/2021

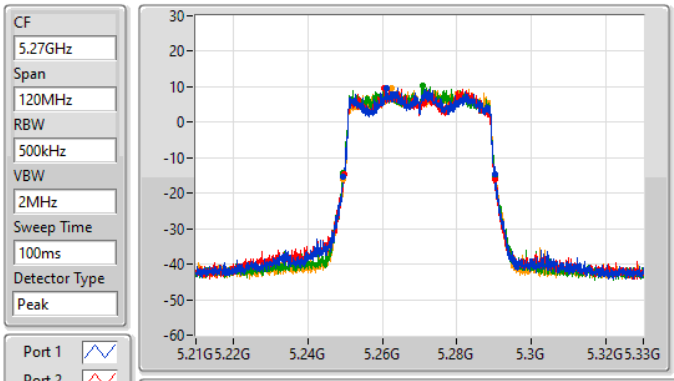

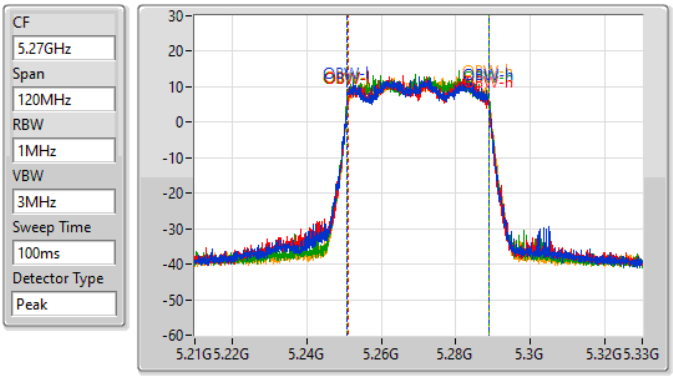

26dB(Hz)	Fl-26dB(Hz)	Fh-26dB(Hz)	OBW(Hz)	Fl-OBW(Hz)	Fh-OBW(Hz)	Limit(Hz)	Port
40.98M	5.24936G	5.29034G	37.961M	5.25093G	5.288891G	Inf	1
40.38M	5.24972G	5.2901G	37.781M	5.25099G	5.288771G	Inf	2
40.74M	5.24948G	5.29022G	37.961M	5.25093G	5.288891G	Inf	3
40.8M	5.24954G	5.29034G	37.901M	5.251049G	5.288951G	Inf	4

802.11ax HEW40_Nss1,(MCS0)_4TX EBW

5310MHz

22/07/2021

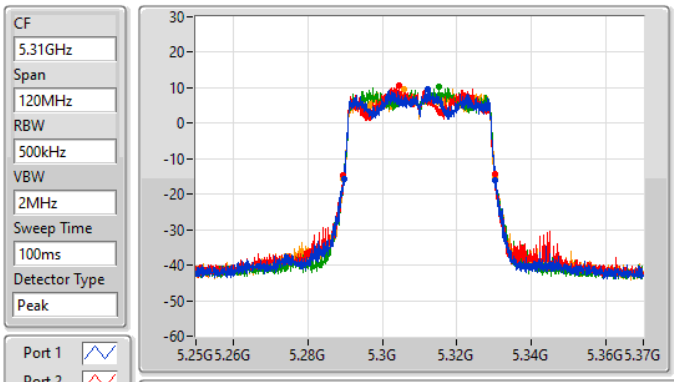

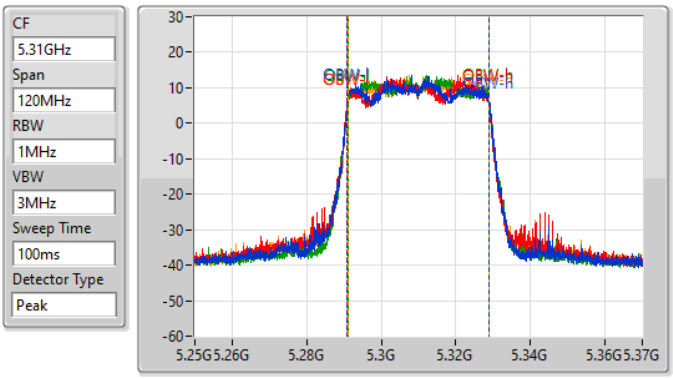

26dB(Hz)	Fl-26dB(Hz)	Fh-26dB(Hz)	OBW(Hz)	Fl-OBW(Hz)	Fh-OBW(Hz)	Limit(Hz)	Port
40.5M	5.28966G	5.33016G	38.081M	5.29093G	5.32901G	Inf	1
40.68M	5.28954G	5.33022G	37.961M	5.29093G	5.328891G	Inf	2
40.68M	5.28954G	5.33022G	37.961M	5.291049G	5.32901G	Inf	3
40.74M	5.28954G	5.33028G	37.901M	5.291049G	5.328951G	Inf	4

802.11ax HEW40_Nss1,(MCS0)_4TX EBW

5510MHz

22/07/2021

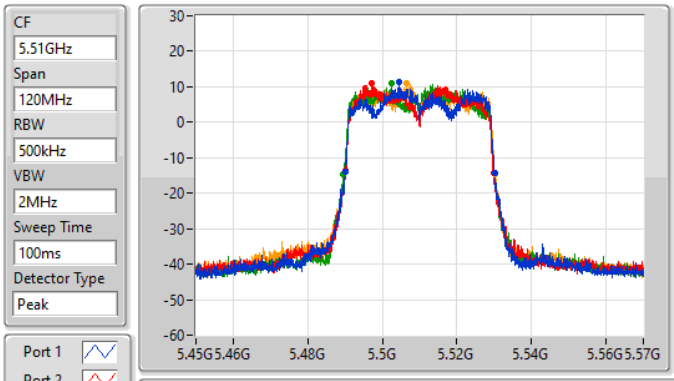

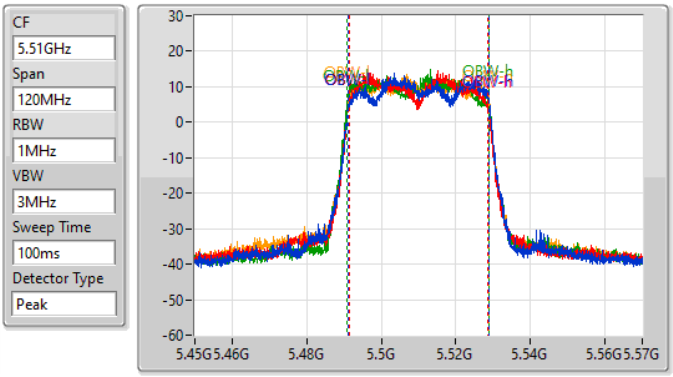

26dB(Hz)	Fl-26dB(Hz)	Fh-26dB(Hz)	OBW(Hz)	Fl-OBW(Hz)	Fh-OBW(Hz)	Limit(Hz)	Port
40.26M	5.48996G	5.53022G	37.781M	5.491169G	5.528951G	Inf	1
39.84M	5.49002G	5.52986G	37.121M	5.491349G	5.528471G	Inf	2
40.56M	5.4896G	5.53016G	37.841M	5.49093G	5.528771G	Inf	3
40.32M	5.4899G	5.53022G	37.781M	5.491109G	5.528891G	Inf	4

802.11ax HEW40_Nss1,(MCS0)_4TX EBW

5550MHz

22/07/2021

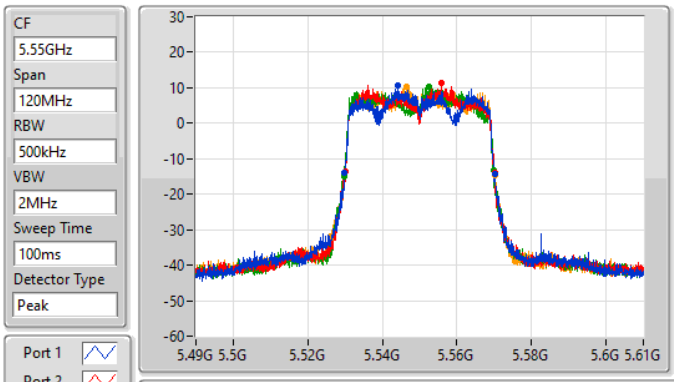

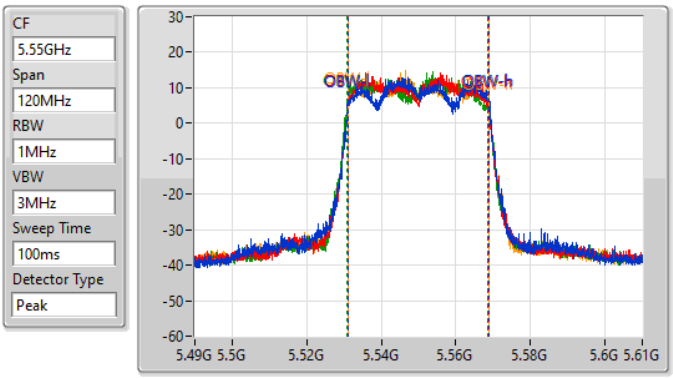

26dB(Hz)	Fl-26dB(Hz)	Fh-26dB(Hz)	OBW(Hz)	Fl-OBW(Hz)	Fh-OBW(Hz)	Limit(Hz)	Port
40.5M	5.52972G	5.57022G	37.901M	5.531049G	5.568951G	Inf	1
40.08M	5.53002G	5.5701G	37.481M	5.531169G	5.568651G	Inf	2
40.38M	5.52966G	5.57004G	37.661M	5.53093G	5.568591G	Inf	3
40.32M	5.52984G	5.57016G	37.841M	5.531049G	5.568891G	Inf	4

802.11ax HEW40_Nss1,(MCS0)_4TX EBW

5670MHz

22/07/2021

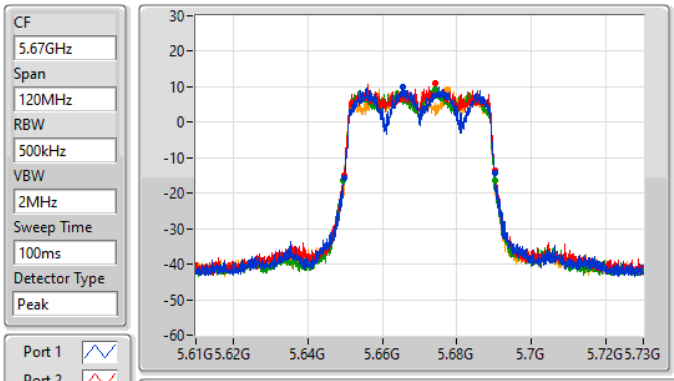

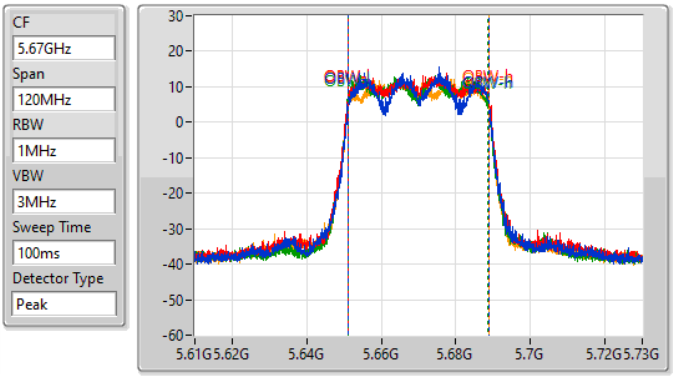

26dB(Hz)	Fl-26dB(Hz)	Fh-26dB(Hz)	OBW(Hz)	Fl-OBW(Hz)	Fh-OBW(Hz)	Limit(Hz)	Port
40.44M	5.64966G	5.6901G	37.721M	5.651169G	5.688891G	Inf	1
40.38M	5.64984G	5.69022G	37.901M	5.65099G	5.688891G	Inf	2
40.74M	5.64942G	5.69016G	37.661M	5.65099G	5.688651G	Inf	3
40.74M	5.64954G	5.69028G	37.841M	5.65099G	5.688831G	Inf	4

802.11ax HEW40_Nss1,(MCS0)_4TX EBW

5710MHz Straddle 5.47-5.725GHz

22/07/2021

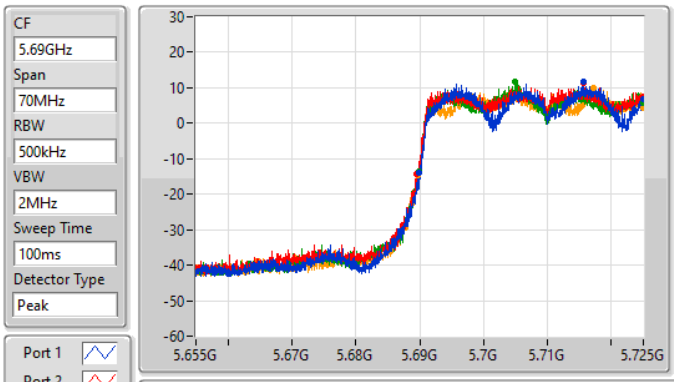

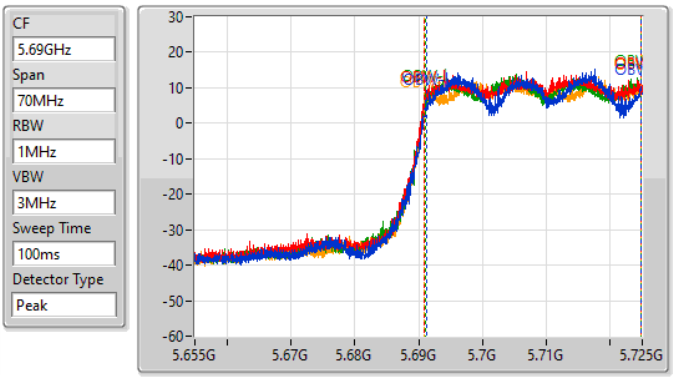

26dB(Hz)	Fl-26dB(Hz)	Fh-26dB(Hz)	OBW(Hz)	Fl-OBW(Hz)	Fh-OBW(Hz)	Limit(Hz)	Port
35.175M	5.689825G	5.725G	33.618M	5.691189G	5.724808G	Inf	1
35.42M	5.68958G	5.725G	33.863M	5.690945G	5.724808G	Inf	2
35.175M	5.689825G	5.725G	33.863M	5.69098G	5.724843G	Inf	3
35.28M	5.68972G	5.725G	33.898M	5.690945G	5.724843G	Inf	4

802.11ax HEW40_Nss1,(MCS0)_4TX EBW

5710MHz Straddle 5.725-5.85GHz

22/07/2021

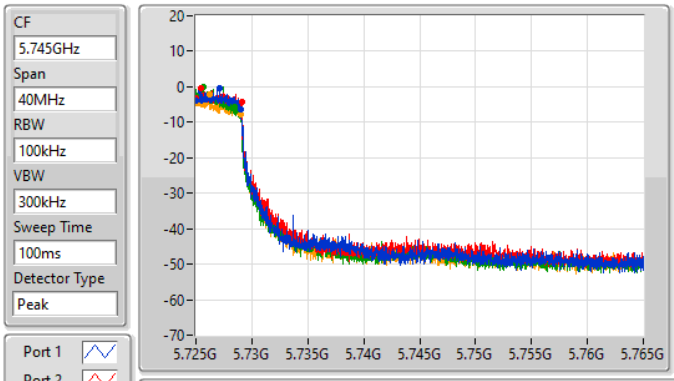

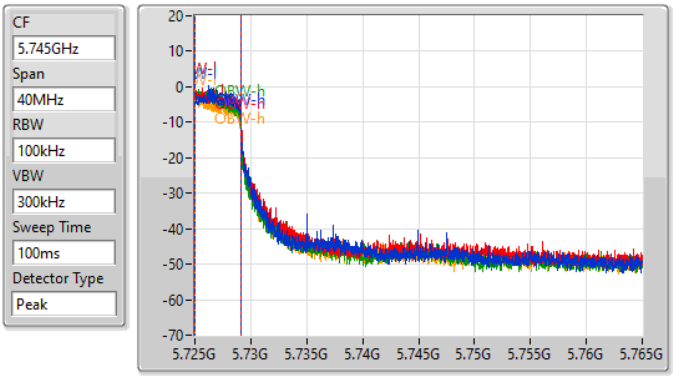

6dB(Hz)	Fl-6dB(Hz)	Fh-6dB(Hz)	OBW(Hz)	Fl-OBW(Hz)	Fh-OBW(Hz)	Limit(Hz)	Port
4M	5.725G	5.729G	4.118M	5.72501G	5.729128G	500k	1
4.1M	5.725G	5.7291G	4.138M	5.72503G	5.729168G	500k	2
3.48M	5.725G	5.72848G	4.118M	5.72501G	5.729128G	500k	3
4.06M	5.725G	5.72906G	4.138M	5.72501G	5.729148G	500k	4

802.11ax HEW80_Nss1,(MCS0)_4TX EBW

5290MHz

22/07/2021

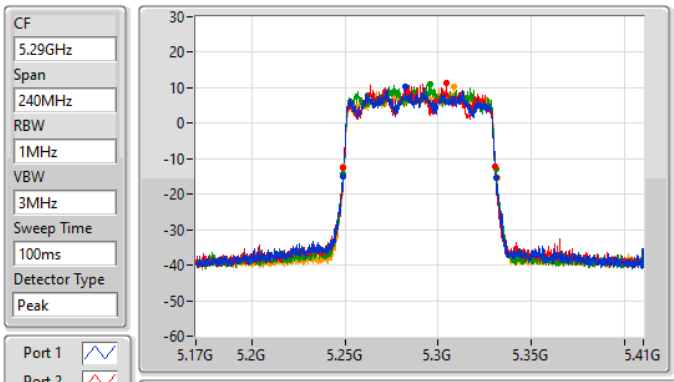

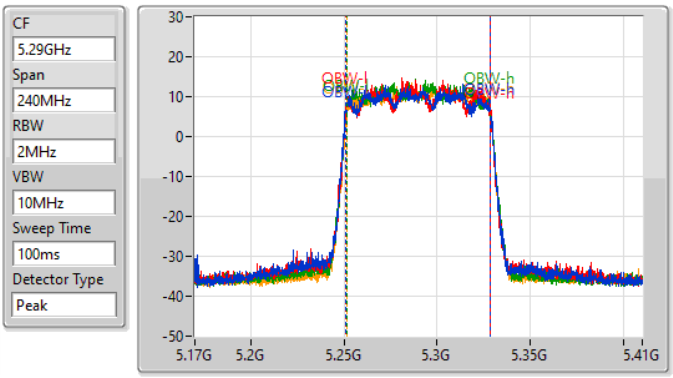

26dB(Hz)	Fl-26dB(Hz)	Fh-26dB(Hz)	OBW(Hz)	Fl-OBW(Hz)	Fh-OBW(Hz)	Limit(Hz)	Port
81.96M	5.24884G	5.3308G	77.841M	5.2509G	5.328741G	Inf	1
81.48M	5.2492G	5.33068G	77.361M	5.251139G	5.328501G	Inf	2
82.08M	5.24884G	5.33092G	77.241M	5.251379G	5.328621G	Inf	3
82.32M	5.2492G	5.33152G	77.121M	5.251619G	5.328741G	Inf	4

802.11ax HEW80_Nss1,(MCS0)_4TX EBW

5530MHz

22/07/2021

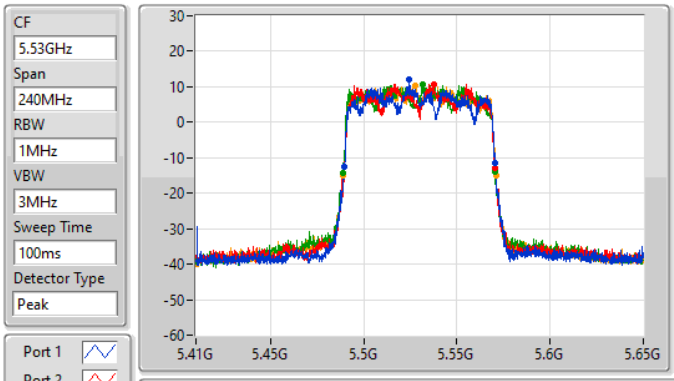

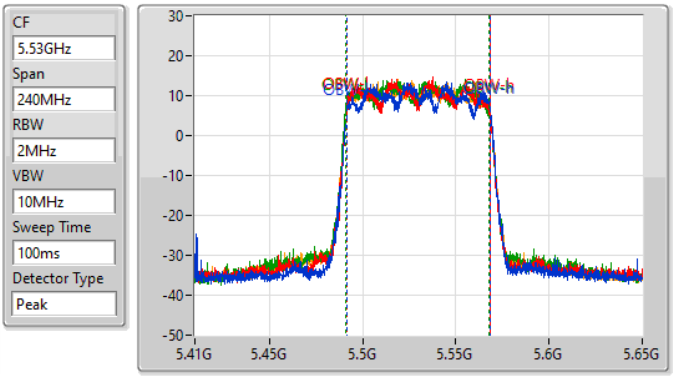

26dB(Hz)	Fl-26dB(Hz)	Fh-26dB(Hz)	OBW(Hz)	Fl-OBW(Hz)	Fh-OBW(Hz)	Limit(Hz)	Port
81.12M	5.48944G	5.57056G	77.001M	5.491619G	5.568621G	Inf	1
81.24M	5.48944G	5.57068G	76.402M	5.491739G	5.568141G	Inf	2
81.96M	5.48872G	5.57068G	76.882M	5.491139G	5.568021G	Inf	3
81.96M	5.48896G	5.57092G	77.241M	5.491259G	5.568501G	Inf	4

802.11ax HEW80_Nss1,(MCS0)_4TX EBW

5610MHz

22/07/2021

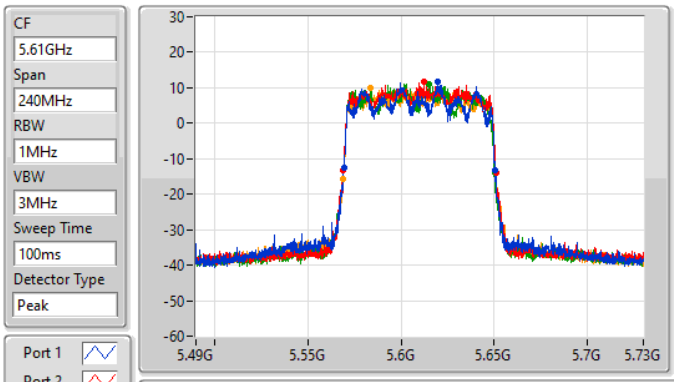

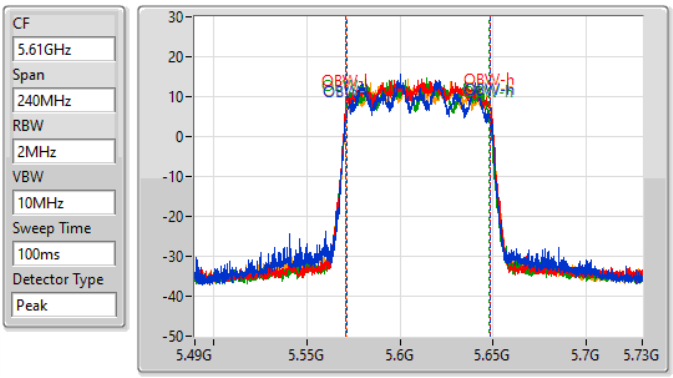

26dB(Hz)	Fl-26dB(Hz)	Fh-26dB(Hz)	OBW(Hz)	Fl-OBW(Hz)	Fh-OBW(Hz)	Limit(Hz)	Port
81.24M	5.56932G	5.65056G	77.001M	5.571379G	5.648381G	Inf	1
82.32M	5.56884G	5.65116G	77.601M	5.571139G	5.648741G	Inf	2
81.36M	5.5692G	5.65056G	76.522M	5.571019G	5.647541G	Inf	3
82.2M	5.56884G	5.65104G	77.481M	5.571259G	5.648741G	Inf	4

802.11ax HEW80_Nss1,(MCS0)_4TX EBW

5690MHz Straddle 5.47-5.725GHz

22/07/2021

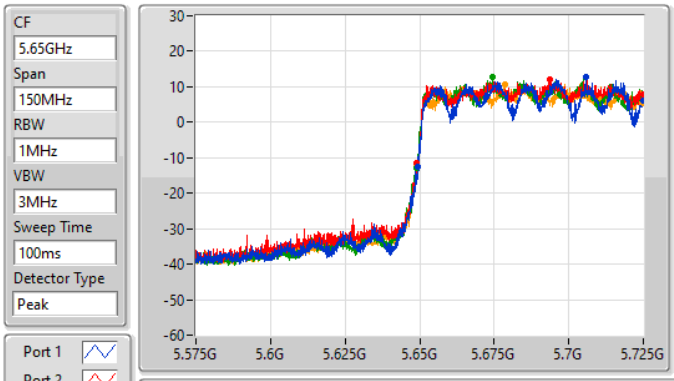

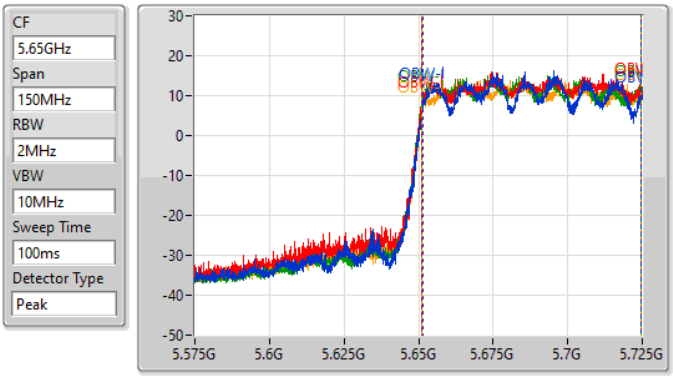

26dB(Hz)	Fl-26dB(Hz)	Fh-26dB(Hz)	OBW(Hz)	Fl-OBW(Hz)	Fh-OBW(Hz)	Limit(Hz)	Port
75.75M	5.64925G	5.725G	73.013M	5.651499G	5.724513G	Inf	1
76.125M	5.648875G	5.725G	73.313M	5.651199G	5.724513G	Inf	2
76.125M	5.648875G	5.725G	73.538M	5.651049G	5.724588G	Inf	3
76.05M	5.64895G	5.725G	73.313M	5.651199G	5.724513G	Inf	4

802.11ax HEW80_Nss1,(MCS0)_4TX EBW

5690MHz Straddle 5.725-5.85GHz

22/07/2021

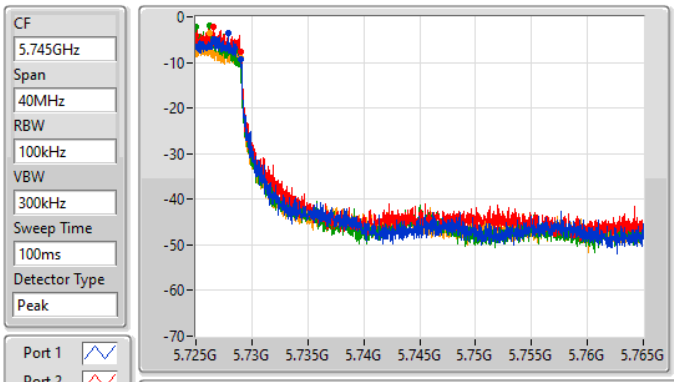

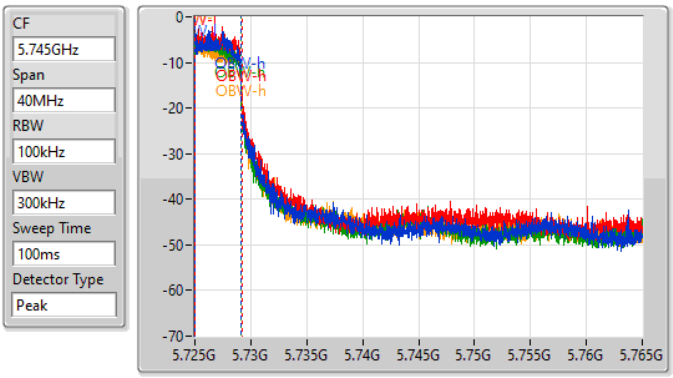

6dB(Hz)	Fl-6dB(Hz)	Fh-6dB(Hz)	OBW(Hz)	Fl-OBW(Hz)	Fh-OBW(Hz)	Limit(Hz)	Port
3.98M	5.725G	5.72898G	4.118M	5.72503G	5.729148G	500k	1
4.04M	5.725G	5.72904G	4.218M	5.72503G	5.729248G	500k	2
3.86M	5.725G	5.72886G	4.138M	5.72501G	5.729148G	500k	3
4.04M	5.725G	5.72904G	4.238M	5.72501G	5.729248G	500k	4

Summary

Mode	Total Power (dBm)	Total Power (W)
5.25-5.35GHz	-	-
802.11a_Nss1,(6Mbps)_4TX	22.36	0.17219
802.11ax HEW20_Nss1,(MCS0)_4TX	21.46	0.13996
802.11ax HEW40_Nss1,(MCS0)_4TX	23.70	0.23442
802.11ax HEW80_Nss1,(MCS0)_4TX	23.66	0.23227
5.47-5.725GHz	-	-
802.11a_Nss1,(6Mbps)_4TX	22.15	0.16406
802.11ax HEW20_Nss1,(MCS0)_4TX	20.78	0.11967
802.11ax HEW40_Nss1,(MCS0)_4TX	23.63	0.23067
802.11ax HEW80_Nss1,(MCS0)_4TX	23.78	0.23878
5.725-5.85GHz	-	-
802.11a_Nss1,(6Mbps)_4TX	12.18	0.01652
802.11ax HEW20_Nss1,(MCS0)_4TX	13.11	0.02046
802.11ax HEW40_Nss1,(MCS0_4TX	12.24	0.01675
802.11ax HEW80_Nss1,(MCS0)_4TX	9.67	0.00927

Result

Mode	Result	DG (dBi)	Port 1 (dBm)	Port 2 (dBm)	Port 3 (dBm)	Port 4 (dBm)	Total Power (dBm)	Power Limit (dBm)
802.11a_Nss1,(6Mbps)_4TX	-	-	-	-	-	-	-	-
5260MHz	Pass	4.72	15.58	16.03	16.75	16.15	22.17	23.98
5300MHz	Pass	4.72	15.80	16.24	16.89	16.34	22.36	23.98
5320MHz	Pass	4.72	15.83	15.99	16.83	16.42	22.31	23.98
5500MHz	Pass	4.72	15.44	16.92	16.10	15.94	22.15	23.98
5580MHz	Pass	4.72	15.45	16.77	15.98	15.68	22.02	23.98
5700MHz	Pass	4.72	14.04	14.74	14.19	13.89	20.25	23.65
5720MHz Straddle 5.47-5.725GHz	Pass	4.72	11.99	12.77	12.54	11.96	18.35	22.55
5720MHz Straddle 5.725-5.85GHz	Pass	4.72	5.33	6.96	7.02	4.93	12.18	30.00
802.11ax HEW20_Nss1,(MCS0)_4TX	-	-	-	-	-	-	-	-
5260MHz	Pass	4.72	14.90	14.81	15.84	15.35	21.27	23.98
5300MHz	Pass	4.72	14.97	15.35	15.95	15.45	21.46	23.98
5320MHz	Pass	4.72	14.33	14.71	15.51	15.00	20.93	23.98
5500MHz	Pass	4.72	13.88	15.22	14.55	14.63	20.62	23.98
5580MHz	Pass	4.72	14.24	15.28	15.09	14.33	20.78	23.98
5700MHz	Pass	4.72	13.80	15.12	14.16	13.43	20.19	23.98
5720MHz Straddle 5.47-5.725GHz	Pass	4.72	11.77	12.74	12.20	11.54	18.11	22.82
5720MHz Straddle 5.725-5.85GHz	Pass	4.72	7.36	7.81	7.24	5.65	13.11	30.00
802.11ax HEW40_Nss1,(MCS0)_4TX	-	-	-	-	-	-	-	-
5270MHz	Pass	4.72	17.10	17.16	17.87	17.82	23.52	23.98
5310MHz	Pass	4.72	17.09	17.61	18.26	17.67	23.70	23.98
5510MHz	Pass	4.72	17.08	17.90	17.80	17.61	23.63	23.98
5550MHz	Pass	4.72	16.68	17.64	17.58	17.28	23.33	23.98
5670MHz	Pass	4.72	17.12	17.89	16.86	16.73	23.19	23.98
5710MHz Straddle 5.47-5.725GHz	Pass	4.72	15.80	16.48	15.97	15.36	21.94	23.98
5710MHz Straddle 5.725-5.85GHz	Pass	4.72	6.62	7.10	6.10	4.72	12.24	30.00
802.11ax HEW80_Nss1,(MCS0)_4TX	-	-	-	-	-	-	-	-
5290MHz	Pass	4.72	17.22	17.40	18.21	17.65	23.66	23.98
5530MHz	Pass	4.72	17.19	17.92	18.15	17.71	23.78	23.98
5610MHz	Pass	4.72	17.05	18.53	17.80	17.22	23.71	23.98
5690MHz Straddle 5.47-5.725GHz	Pass	4.72	17.17	18.03	17.67	16.96	23.50	23.98
5690MHz Straddle 5.725-5.85GHz	Pass	4.72	3.84	4.70	3.52	2.16	9.67	30.00

DG = Directional Gain; Port X = Port X output power

802.11a_Nss1,(6Mbps)_4TX AV Power

5720MHz Straddle 5.47-5.725GHz_TnomVnom

22/07/2021

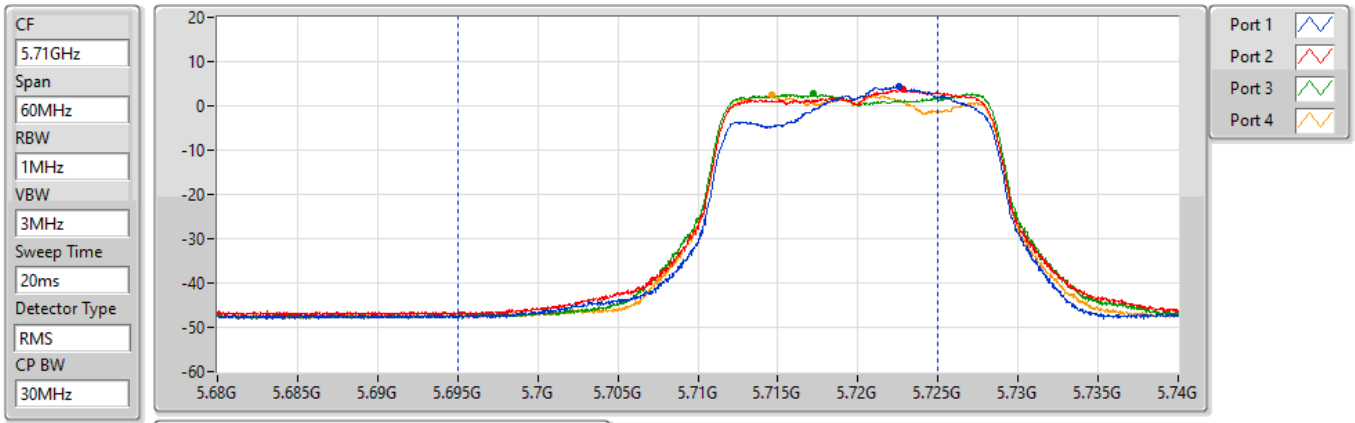

Sum(dBm)	P1(dBm)	P2(dBm)	P3(dBm)	P4(dBm)
18.35	11.99	12.77	12.54	11.96

802.11a_Nss1,(6Mbps)_4TX AV Power

5720MHz Straddle 5.725-5.85GHz_TnomVnom

22/07/2021

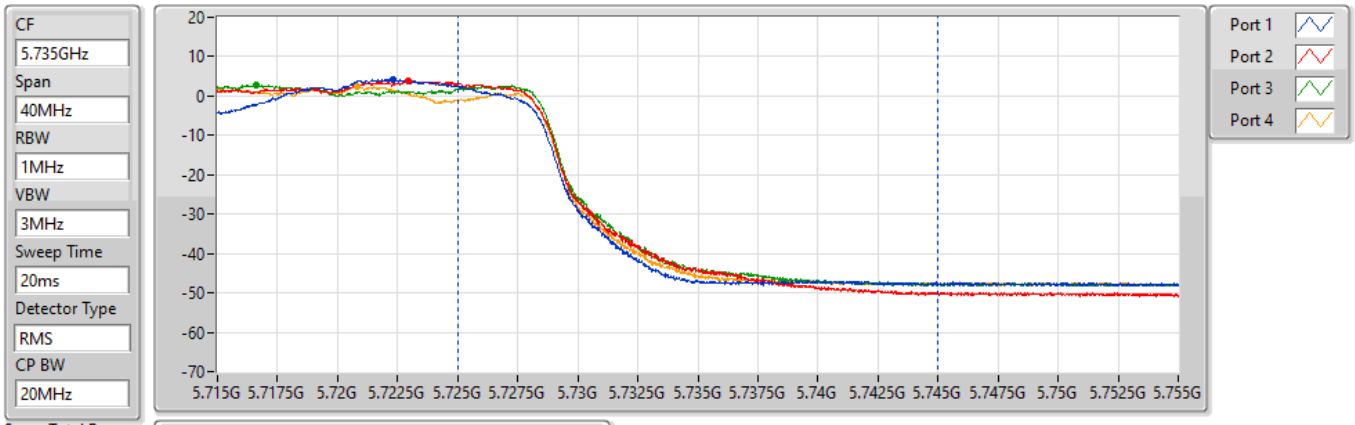

Sum(dBm)	P1(dBm)	P2(dBm)	P3(dBm)	P4(dBm)
12.18	5.33	6.96	7.02	4.93

802.11ax HEW20_Nss1,(MCS0)_4TX AV Power

5720MHz Straddle 5.47-5.725GHz_TnomVnom

22/07/2021

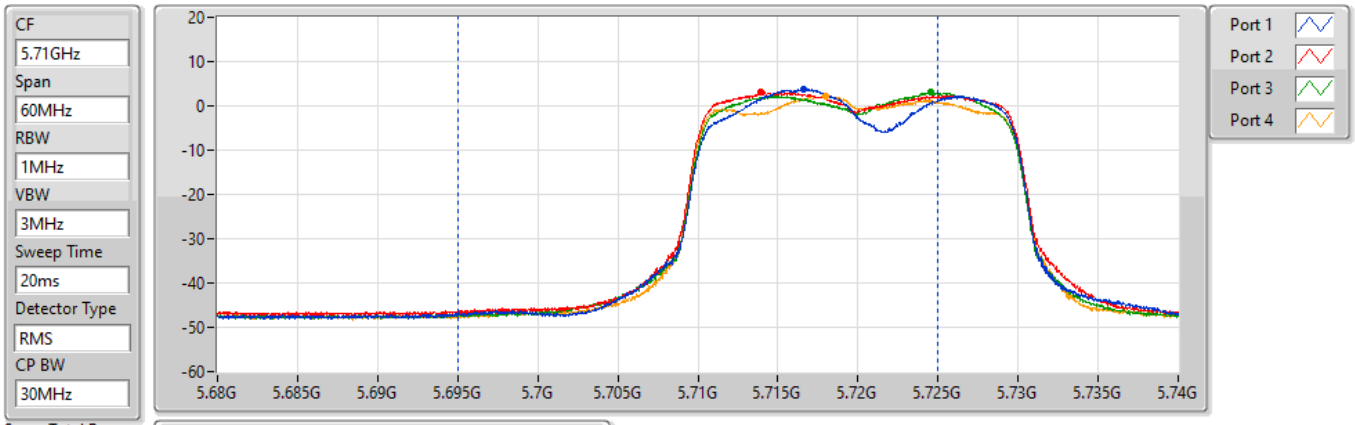

Sum(dBm)	P1(dBm)	P2(dBm)	P3(dBm)	P4(dBm)
18.11	11.77	12.74	12.20	11.54

802.11ax HEW20_Nss1,(MCS0)_4TX AV Power

5720MHz Straddle 5.725-5.85GHz_TnomVnom

22/07/2021

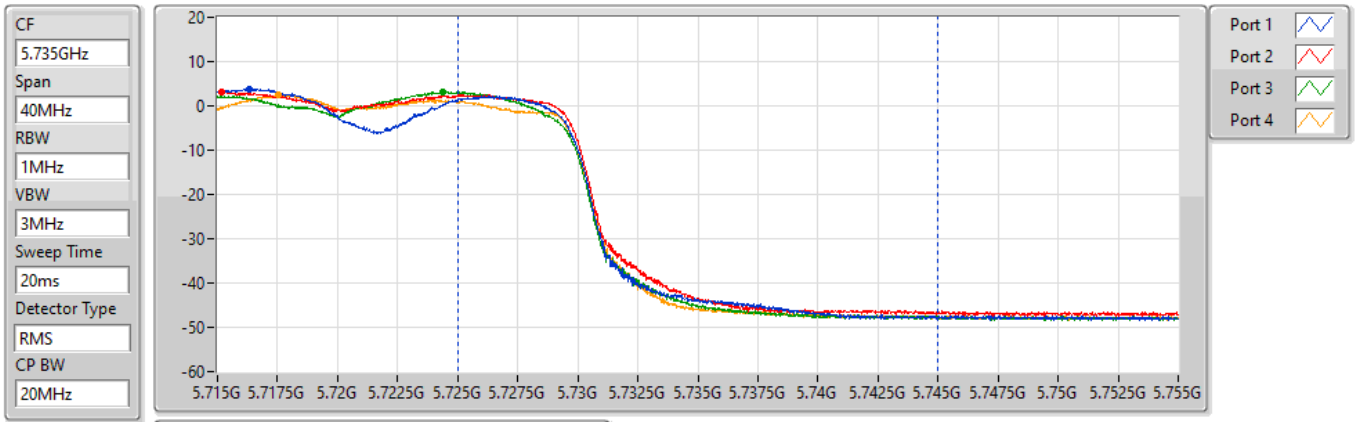

Sum(dBm)	P1(dBm)	P2(dBm)	P3(dBm)	P4(dBm)
13.11	7.36	7.81	7.24	5.65

802.11ax HEW40_Nss1,(MCS0)_4TX AV Power

5710MHz Straddle 5.47-5.725GHz_TnomVnom

22/07/2021

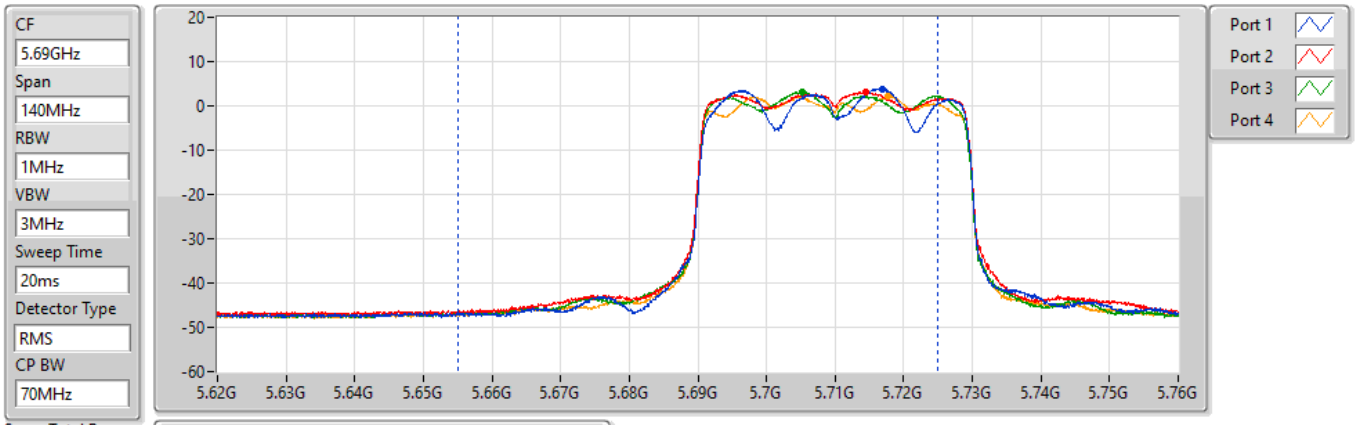

Sum=Total Power
PX=Port X

Sum(dBm)	P1(dBm)	P2(dBm)	P3(dBm)	P4(dBm)
21.94	15.80	16.48	15.97	15.36

802.11ax HEW40_Nss1,(MCS0)_4TX AV Power

5710MHz Straddle 5.725-5.85GHz_TnomVnom

22/07/2021

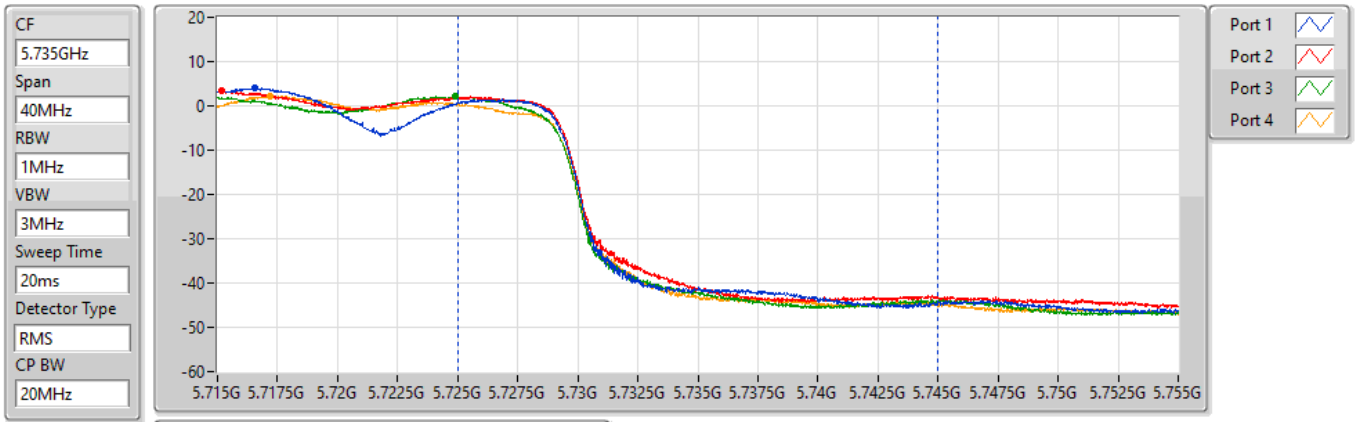

Sum=Total Power
PX=Port X

Sum(dBm)	P1(dBm)	P2(dBm)	P3(dBm)	P4(dBm)
12.24	6.62	7.10	6.10	4.72

802.11ax HEW80_Nss1,(MCS0)_4TX AV Power

5290MHz_TnomVnom

22/07/2021

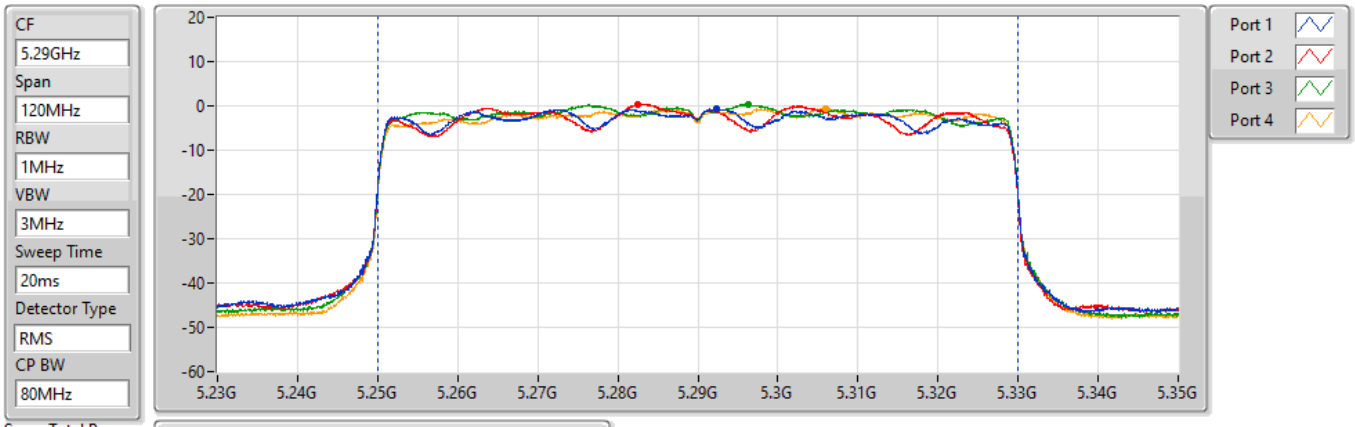

Sum=Total Power
PX=Port X

Sum(dBm)	P1(dBm)	P2(dBm)	P3(dBm)	P4(dBm)
22.43	15.94	16.22	17.01	16.40

802.11ax HEW80_Nss1,(MCS0)_4TX AV Power

5690MHz Straddle 5.47-5.725GHz_TnomVnom

22/07/2021

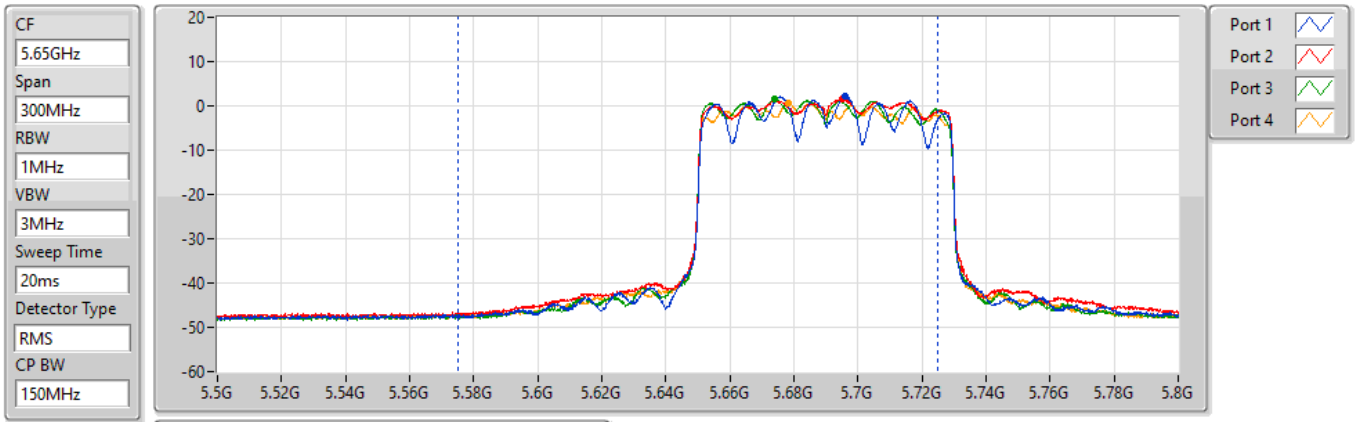

Sum=Total Power
PX=Port X

Sum(dBm)	P1(dBm)	P2(dBm)	P3(dBm)	P4(dBm)
23.50	17.17	18.03	17.67	16.96

802.11ax HEW80_Nss1,(MCS0)_4TX AV Power

5690MHz Straddle 5.725-5.85GHz_TnomVnom

22/07/2021

CF
5.735GHz
Span
40MHz
RBW
1MHz
VBW
3MHz
Sweep Time
20ms
Detector Type
RMS
CP BW
20MHz

Sum=Total Power
PX=Port X

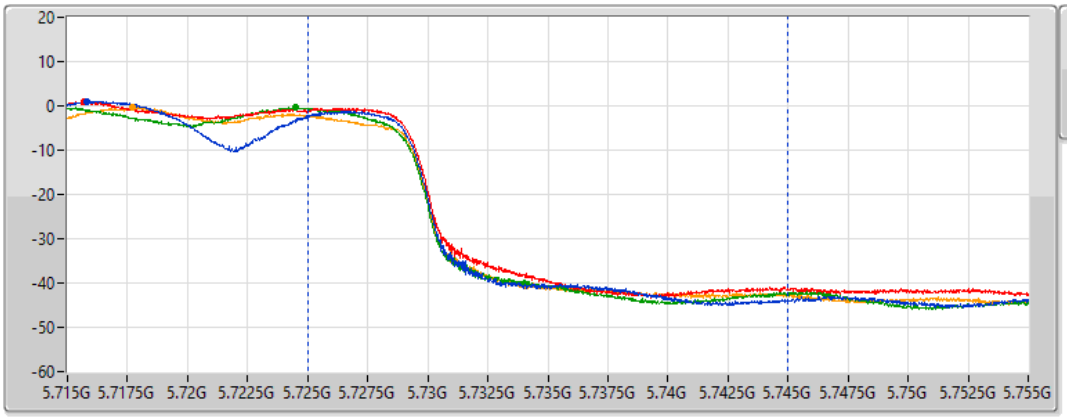

Sum(dBm)	P1(dBm)	P2(dBm)	P3(dBm)	P4(dBm)
9.67	3.84	4.70	3.52	2.16

Summary

Mode	PD (dBm/RBW)
5.25-5.35GHz	-
802.11a_Nss1,(6Mbps)_4TX	6.94
802.11ax HEW20_Nss1,(MCS0)_4TX	7.11
802.11ax HEW40_Nss1,(MCS0)_4TX	6.65
802.11ax HEW80_Nss1,(MCS0)_4TX	3.51
5.47-5.725GHz	-
802.11a_Nss1,(6Mbps)_4TX	7.05
802.11ax HEW20_Nss1,(MCS0)_4TX	7.09
802.11ax HEW40_Nss1,(MCS0)_4TX	6.98
802.11ax HEW80_Nss1,(MCS0)_4TX	5.37
5.725-5.85GHz	-
802.11a_Nss1,(6Mbps)_4TX	4.66
802.11ax HEW20_Nss1,(MCS0)_4TX	4.94
802.11ax HEW40_Nss1,(MCS0_4TX	4.29
802.11ax HEW80_Nss1,(MCS0)_4TX	1.58

RBW = 500kHz for 5.725-5.85GHz band / 1MHz for other band;

Result

Mode	Result	DG (dBi)	Port 1 (dBm/RBW)	Port 2 (dBm/RBW)	Port 3 (dBm/RBW)	Port 4 (dBm/RBW)	PD (dBm/RBW)	PD Limit (dBm/RBW)
802.11a_Nss1,(6Mbps)_4TX	-	-	-	-	-	-	-	-
5260MHz	Pass	9.84	1.37	2.58	3.27	1.81	6.94	7.16
5300MHz	Pass	9.84	2.01	1.50	1.68	1.52	6.76	7.16
5320MHz	Pass	9.84	2.07	1.78	2.54	1.44	6.87	7.16
5500MHz	Pass	9.84	1.18	1.79	2.18	2.01	7.04	7.16
5580MHz	Pass	9.84	1.11	2.41	2.65	1.98	7.05	7.16
5700MHz	Pass	9.84	1.65	2.49	2.10	1.46	6.76	7.16
5720MHz Straddle 5.47-5.725GHz	Pass	9.84	2.89	1.69	1.64	0.63	6.76	7.16
5720MHz Straddle 5.725-5.85GHz	Pass	9.84	-0.85	0.13	-0.24	-2.06	4.66	26.16
802.11ax HEW20_Nss1,(MCS0)_4TX	-	-	-	-	-	-	-	-
5260MHz	Pass	9.84	1.71	1.41	1.91	1.23	6.91	7.16
5300MHz	Pass	9.84	1.39	2.69	2.50	1.29	6.98	7.16
5320MHz	Pass	9.84	0.84	2.25	1.60	1.06	7.11	7.16
5500MHz	Pass	9.84	0.55	2.27	1.33	1.01	6.85	7.16
5580MHz	Pass	9.84	1.67	2.35	2.15	0.89	7.09	7.16
5700MHz	Pass	9.84	2.65	1.05	1.28	0.19	6.89	7.16
5720MHz Straddle 5.47-5.725GHz	Pass	9.84	2.18	1.52	1.54	0.65	6.84	7.16
5720MHz Straddle 5.725-5.85GHz	Pass	9.84	-0.97	-0.59	-0.09	-1.97	4.94	26.16
802.11ax HEW40_Nss1,(MCS0)_4TX	-	-	-	-	-	-	-	-
5270MHz	Pass	9.84	1.08	1.08	1.26	0.52	6.65	7.16
5310MHz	Pass	9.84	0.96	1.90	1.58	0.98	6.49	7.16
5510MHz	Pass	9.84	1.47	2.40	1.70	1.73	6.75	7.16
5550MHz	Pass	9.84	1.43	1.89	1.99	1.27	6.82	7.16
5670MHz	Pass	9.84	1.97	1.75	1.37	0.95	6.98	7.16
5710MHz Straddle 5.47-5.725GHz	Pass	9.84	2.30	1.72	1.69	0.66	6.94	7.16
5710MHz Straddle 5.725-5.85GHz	Pass	9.84	-1.58	-1.00	-1.08	-2.58	4.29	26.16
802.11ax HEW80_Nss1,(MCS0)_4TX	-	-	-	-	-	-	-	-
5290MHz	Pass	9.84	-2.05	-1.05	-1.04	-2.13	3.51	7.16
5530MHz	Pass	9.84	-1.11	-0.59	-0.67	-1.14	4.25	7.16
5610MHz	Pass	9.84	-0.30	-0.68	-1.12	-1.82	4.37	7.16
5690MHz Straddle 5.47-5.725GHz	Pass	9.84	0.53	0.14	0.06	-0.78	5.37	7.16
5690MHz Straddle 5.725-5.85GHz	Pass	9.84	-4.37	-3.54	-3.66	-5.19	1.58	26.16

DG = Directional Gain; RBW = 500kHz for 5.725-5.85GHz band / 1MHz for other band;
PD = trace bin-by-bin of each transmits port summing can be performed maximum power density; Port X = Port X Power Density;

802.11a_Nss1,(6Mbps)_4TX PSD

5260MHz

22/07/2021

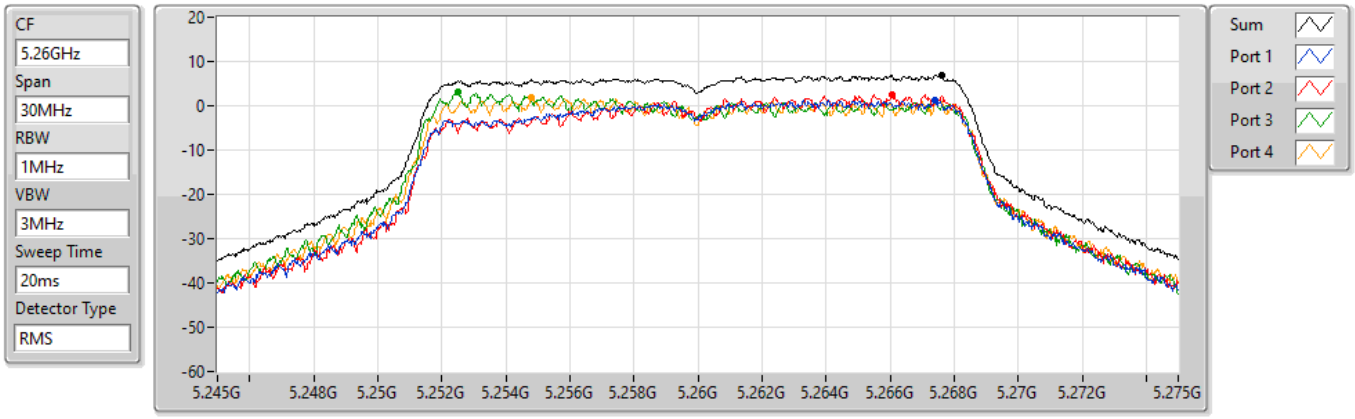

Sum	PD	Port 1	Port 2	Port 3	Port 4
(dBm/RBW)	(dBm/RBW)	(dBm/RBW)	(dBm/RBW)	(dBm/RBW)	(dBm/RBW)
6.94	6.94	1.37	2.58	3.27	1.81

802.11a_Nss1,(6Mbps)_4TX PSD

5300MHz

22/07/2021

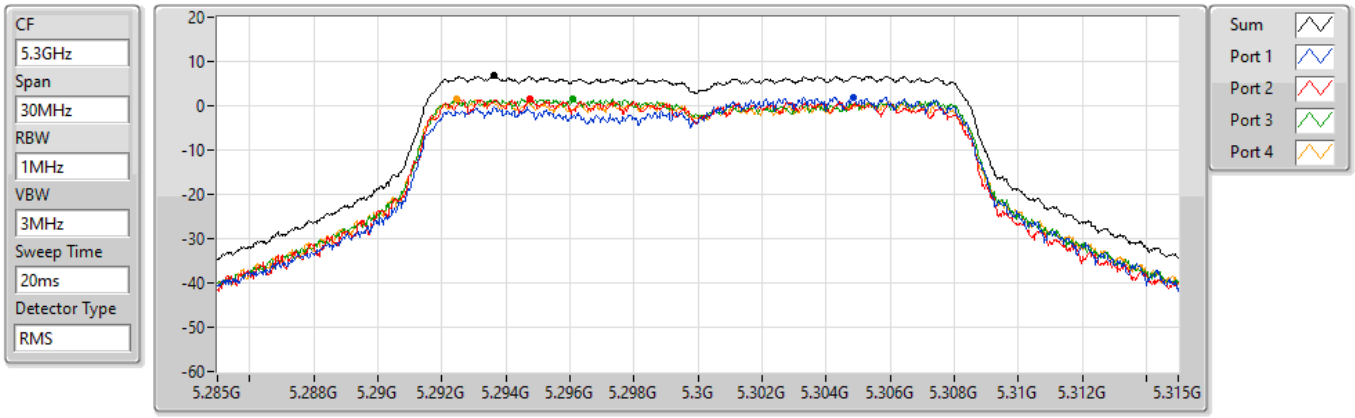

Sum	PD	Port 1	Port 2	Port 3	Port 4
(dBm/RBW)	(dBm/RBW)	(dBm/RBW)	(dBm/RBW)	(dBm/RBW)	(dBm/RBW)
6.76	6.76	2.01	1.50	1.68	1.52

802.11a_Nss1,(6Mbps)_4TX PSD

5320MHz

22/07/2021

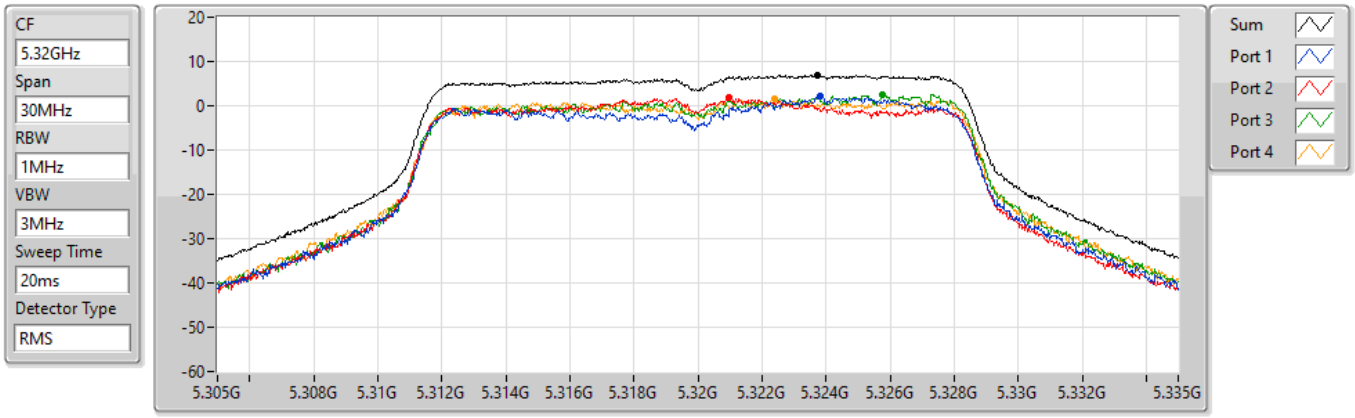

Sum	PD	Port 1	Port 2	Port 3	Port 4
(dBm/RBW)	(dBm/RBW)	(dBm/RBW)	(dBm/RBW)	(dBm/RBW)	(dBm/RBW)
6.87	6.87	2.07	1.78	2.54	1.44

802.11a_Nss1,(6Mbps)_4TX PSD

5500MHz

22/07/2021

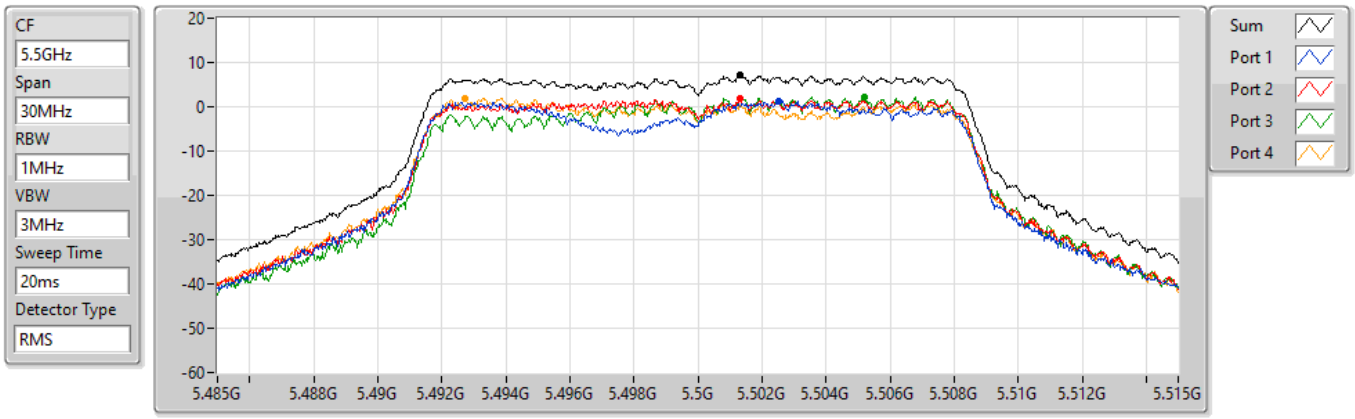

Sum	PD	Port 1	Port 2	Port 3	Port 4
(dBm/RBW)	(dBm/RBW)	(dBm/RBW)	(dBm/RBW)	(dBm/RBW)	(dBm/RBW)
7.04	7.04	1.18	1.79	2.18	2.01

802.11a_Nss1,(6Mbps)_4TX PSD

5580MHz

22/07/2021

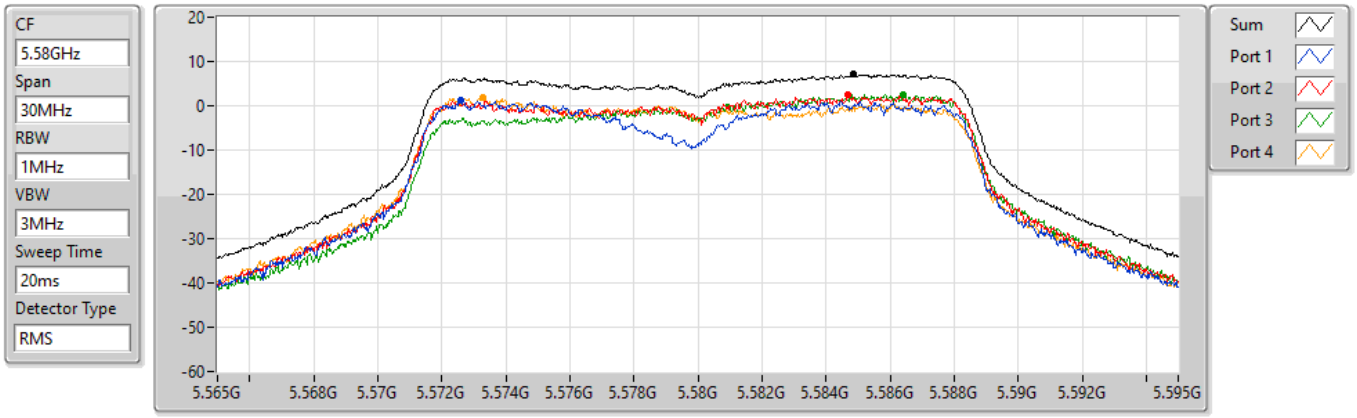

Sum	PD	Port 1	Port 2	Port 3	Port 4
(dBm/RBW)	(dBm/RBW)	(dBm/RBW)	(dBm/RBW)	(dBm/RBW)	(dBm/RBW)
7.05	7.05	1.11	2.41	2.65	1.98

802.11a_Nss1,(6Mbps)_4TX PSD

5700MHz

22/07/2021

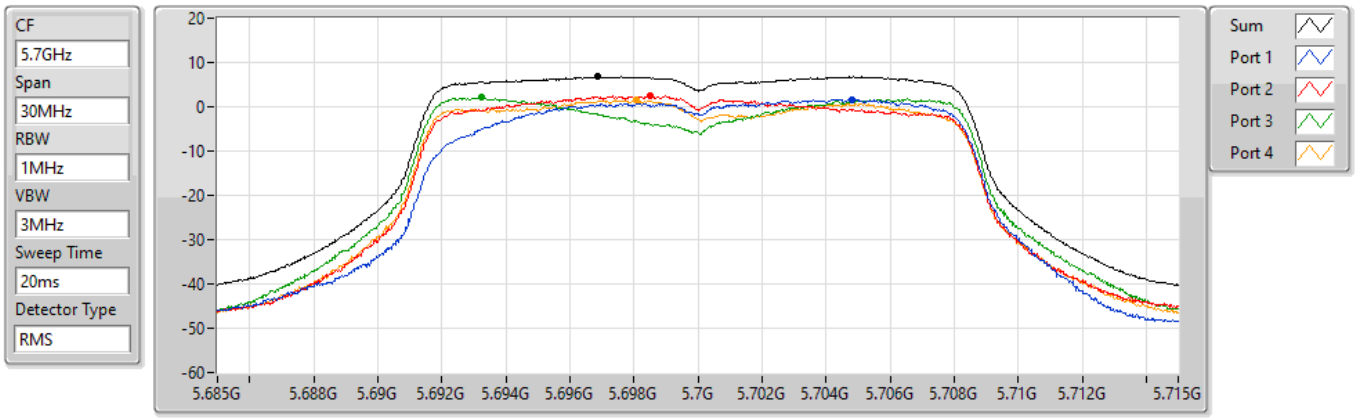

Sum	PD	Port 1	Port 2	Port 3	Port 4
(dBm/RBW)	(dBm/RBW)	(dBm/RBW)	(dBm/RBW)	(dBm/RBW)	(dBm/RBW)
6.76	6.76	1.65	2.49	2.10	1.46

802.11a_Nss1,(6Mbps)_4TX PSD

5720MHz Straddle 5.47-5.725GHz

22/07/2021

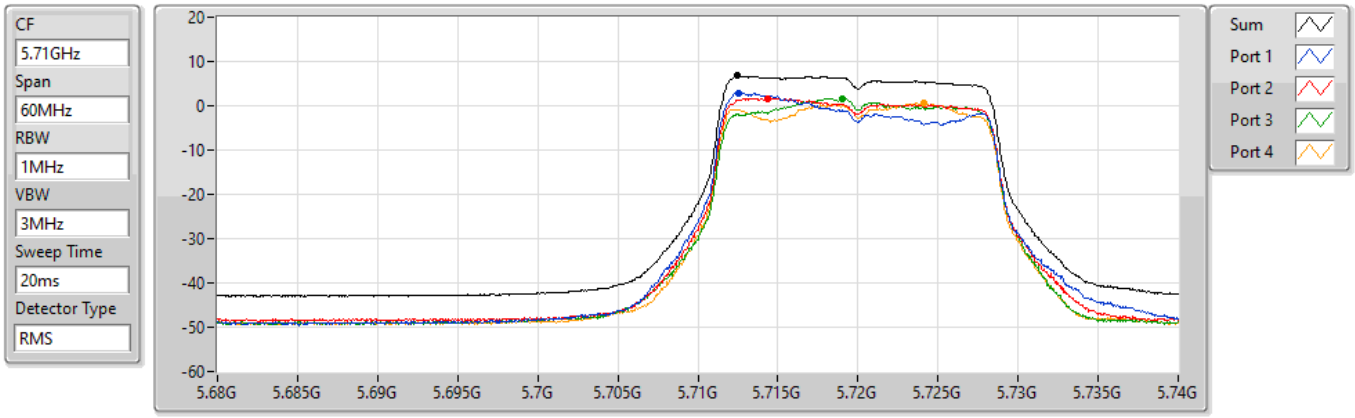

Sum	PD	Port 1	Port 2	Port 3	Port 4
(dBm/RBW)	(dBm/RBW)	(dBm/RBW)	(dBm/RBW)	(dBm/RBW)	(dBm/RBW)
6.76	6.76	2.89	1.69	1.64	0.63

802.11a_Nss1,(6Mbps)_4TX PSD

5720MHz Straddle 5.725-5.85GHz

22/07/2021

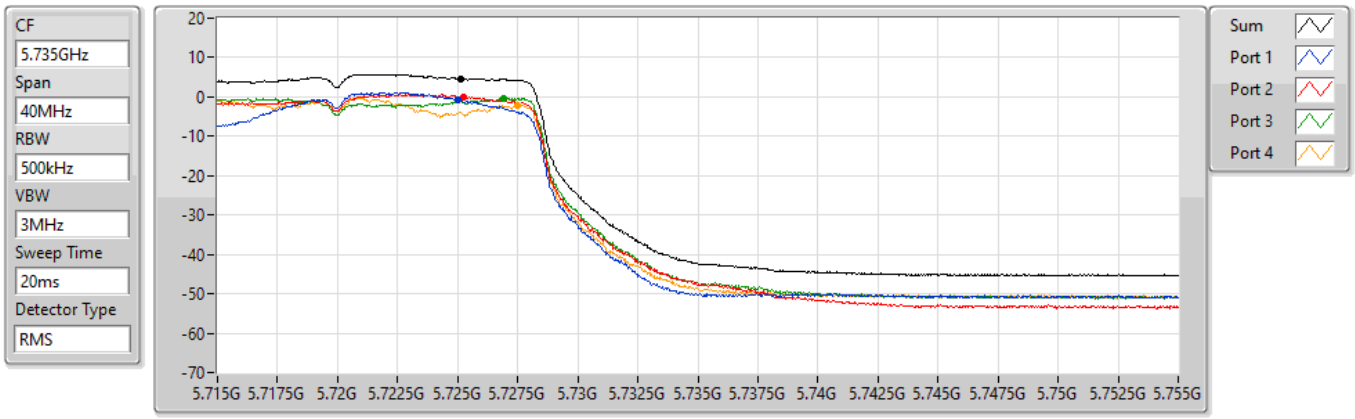

Sum	PD	Port 1	Port 2	Port 3	Port 4
(dBm/RBW)	(dBm/RBW)	(dBm/RBW)	(dBm/RBW)	(dBm/RBW)	(dBm/RBW)
4.66	4.66	-0.85	0.13	-0.24	-2.06

802.11ax HEW20_Nss1,(MCS0)_4TX PSD

5260MHz

22/07/2021

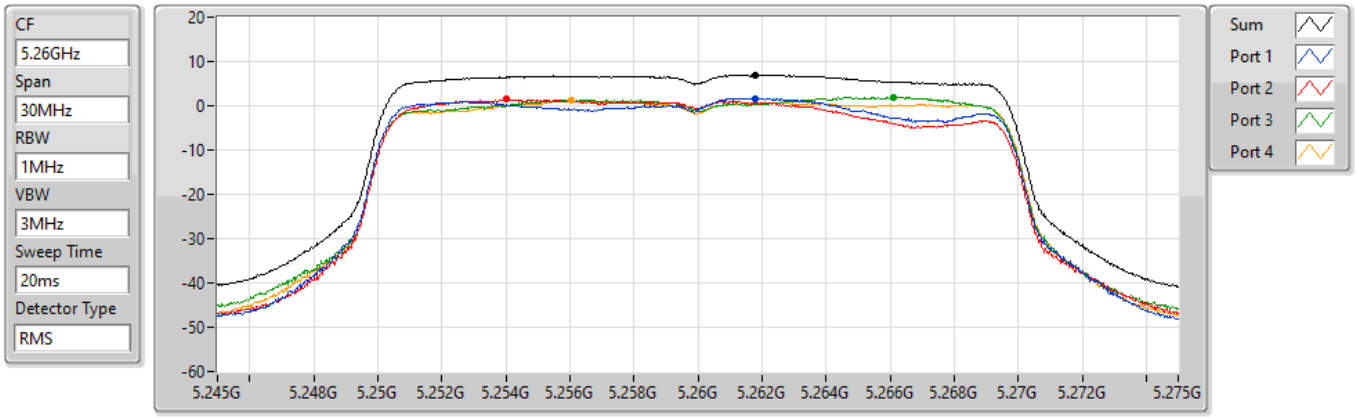

Sum	PD	Port 1	Port 2	Port 3	Port 4
(dBm/RBW)	(dBm/RBW)	(dBm/RBW)	(dBm/RBW)	(dBm/RBW)	(dBm/RBW)
6.91	6.91	1.71	1.41	1.91	1.23

802.11ax HEW20_Nss1,(MCS0)_4TX PSD

5300MHz

22/07/2021

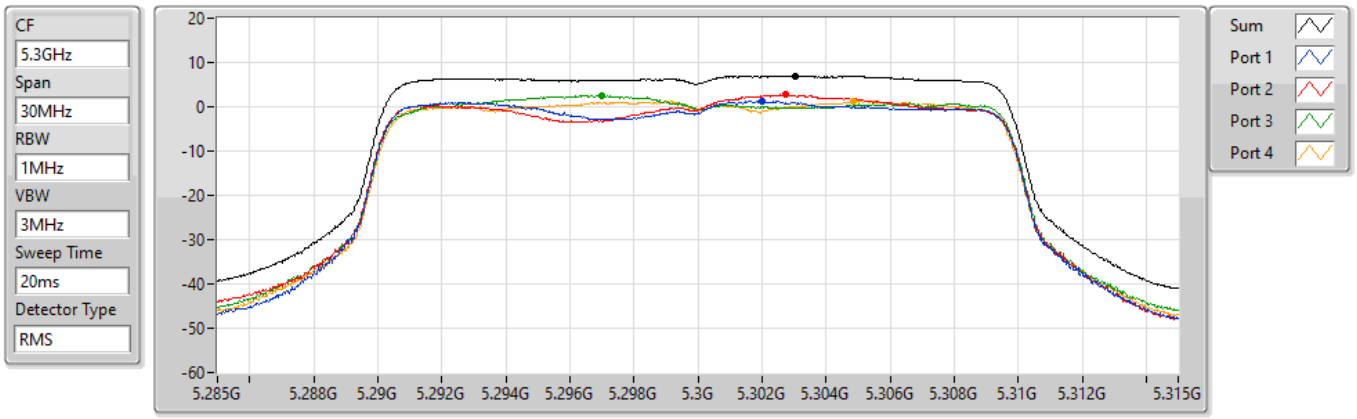

Sum	PD	Port 1	Port 2	Port 3	Port 4
(dBm/RBW)	(dBm/RBW)	(dBm/RBW)	(dBm/RBW)	(dBm/RBW)	(dBm/RBW)
6.98	6.98	1.39	2.69	2.50	1.29

802.11ax HEW20_Nss1,(MCS0)_4TX PSD

5320MHz

22/07/2021

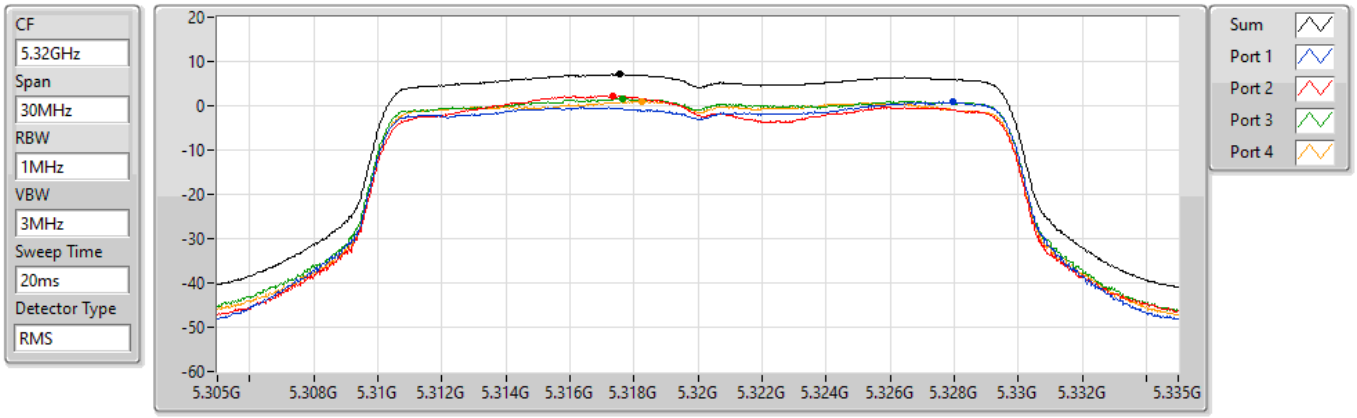

Sum	PD	Port 1	Port 2	Port 3	Port 4
(dBm/RBW)	(dBm/RBW)	(dBm/RBW)	(dBm/RBW)	(dBm/RBW)	(dBm/RBW)
7.11	7.11	0.84	2.25	1.60	1.06

802.11ax HEW20_Nss1,(MCS0)_4TX PSD

5500MHz

22/07/2021

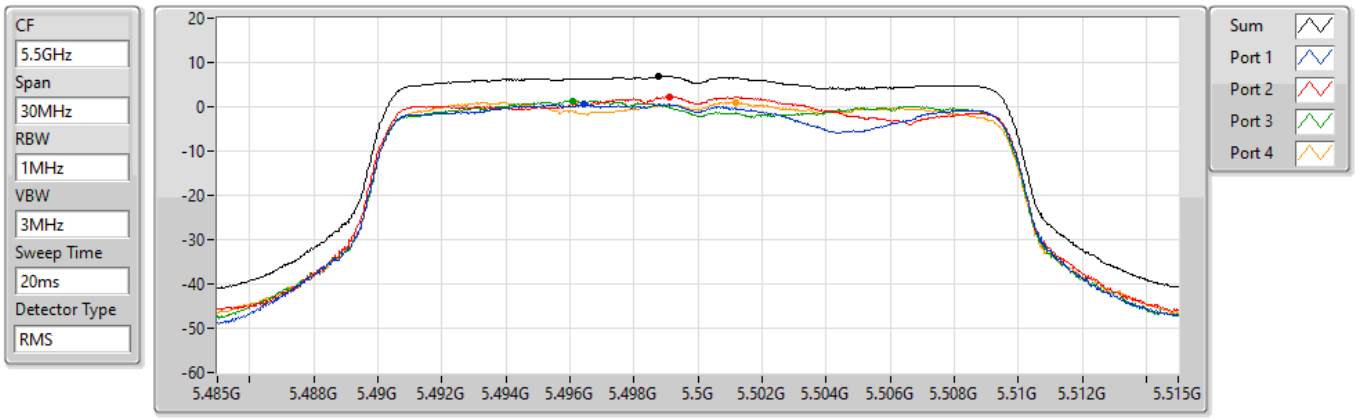

Sum	PD	Port 1	Port 2	Port 3	Port 4
(dBm/RBW)	(dBm/RBW)	(dBm/RBW)	(dBm/RBW)	(dBm/RBW)	(dBm/RBW)
6.85	6.85	0.55	2.27	1.33	1.01

802.11ax HEW20_Nss1,(MCS0)_4TX PSD

5580MHz

22/07/2021

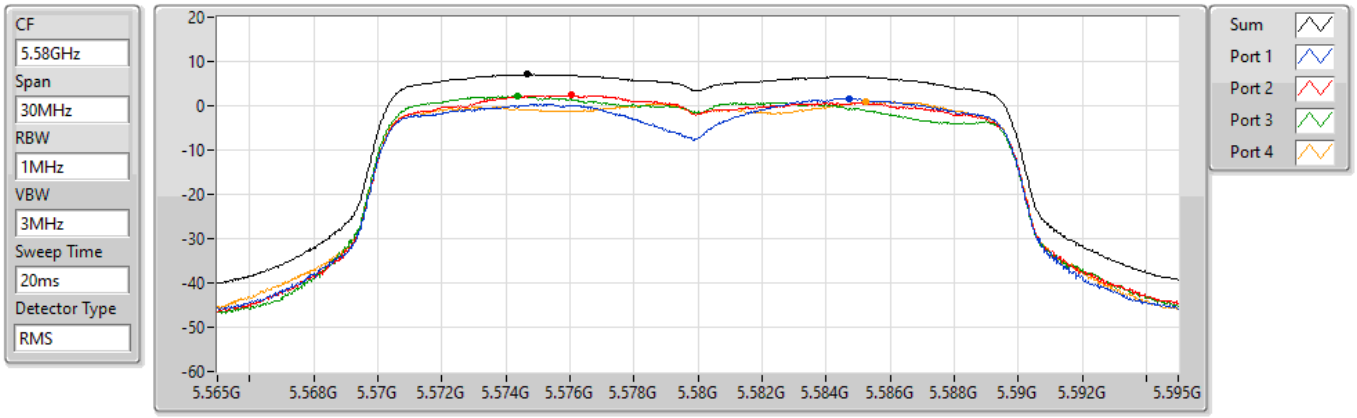

Sum	PD	Port 1	Port 2	Port 3	Port 4
(dBm/RBW)	(dBm/RBW)	(dBm/RBW)	(dBm/RBW)	(dBm/RBW)	(dBm/RBW)
7.09	7.09	1.67	2.35	2.15	0.89

802.11ax HEW20_Nss1,(MCS0)_4TX PSD

5700MHz

22/07/2021

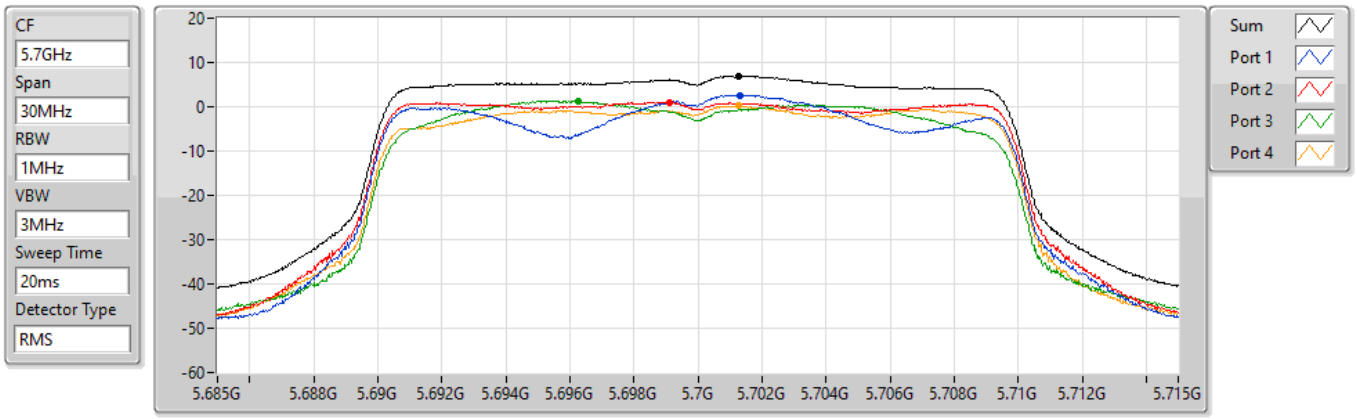

Sum	PD	Port 1	Port 2	Port 3	Port 4
(dBm/RBW)	(dBm/RBW)	(dBm/RBW)	(dBm/RBW)	(dBm/RBW)	(dBm/RBW)
6.89	6.89	2.65	1.05	1.28	0.19

802.11ax HEW20_Nss1,(MCS0)_4TX PSD

5720MHz Straddle 5.47-5.725GHz

22/07/2021

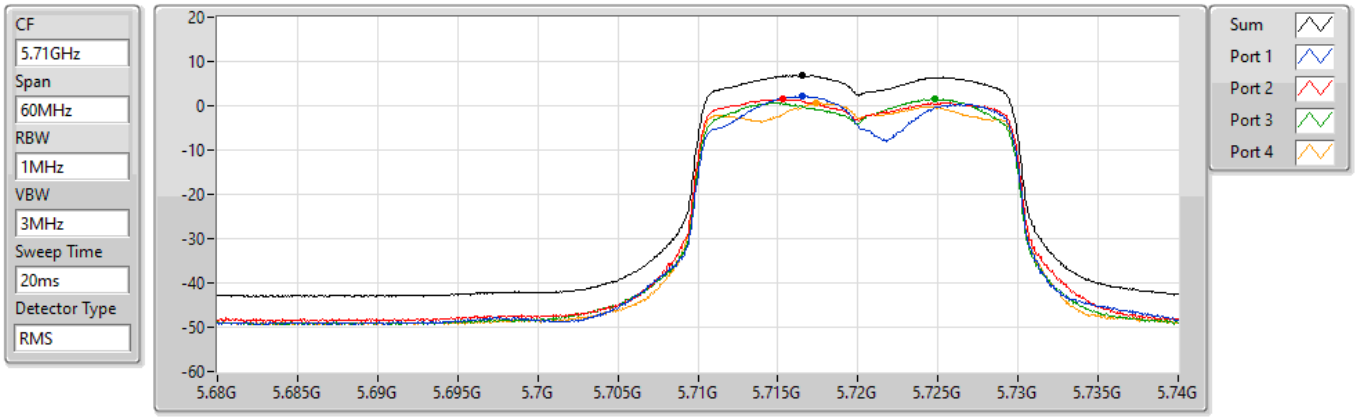

Sum	PD	Port 1	Port 2	Port 3	Port 4
(dBm/RBW)	(dBm/RBW)	(dBm/RBW)	(dBm/RBW)	(dBm/RBW)	(dBm/RBW)
6.84	6.84	2.18	1.52	1.54	0.65

802.11ax HEW20_Nss1,(MCS0)_4TX PSD

5720MHz Straddle 5.725-5.85GHz

22/07/2021

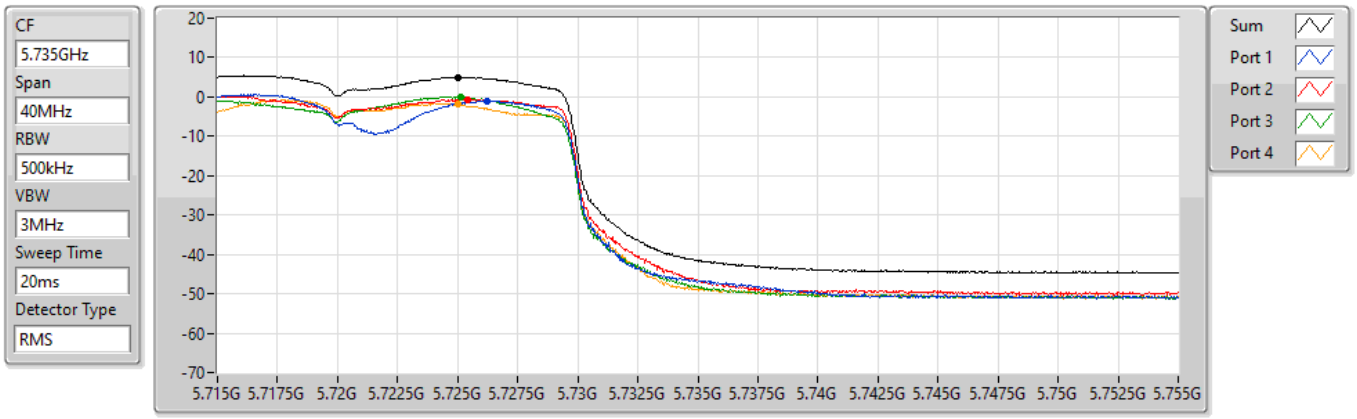

Sum	PD	Port 1	Port 2	Port 3	Port 4
(dBm/RBW)	(dBm/RBW)	(dBm/RBW)	(dBm/RBW)	(dBm/RBW)	(dBm/RBW)
4.94	4.94	-0.97	-0.59	-0.09	-1.97

802.11ax HEW40_Nss1,(MCS0)_4TX PSD

5270MHz

22/07/2021

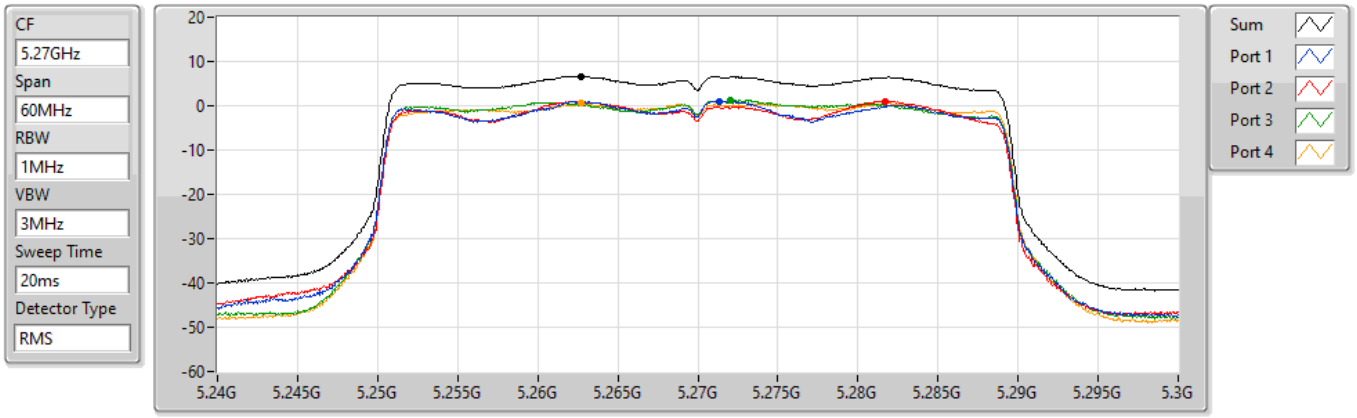

Sum	PD	Port 1	Port 2	Port 3	Port 4
(dBm/RBW)	(dBm/RBW)	(dBm/RBW)	(dBm/RBW)	(dBm/RBW)	(dBm/RBW)
6.65	6.65	1.08	1.08	1.26	0.52

802.11ax HEW40_Nss1,(MCS0)_4TX PSD

5310MHz

22/07/2021

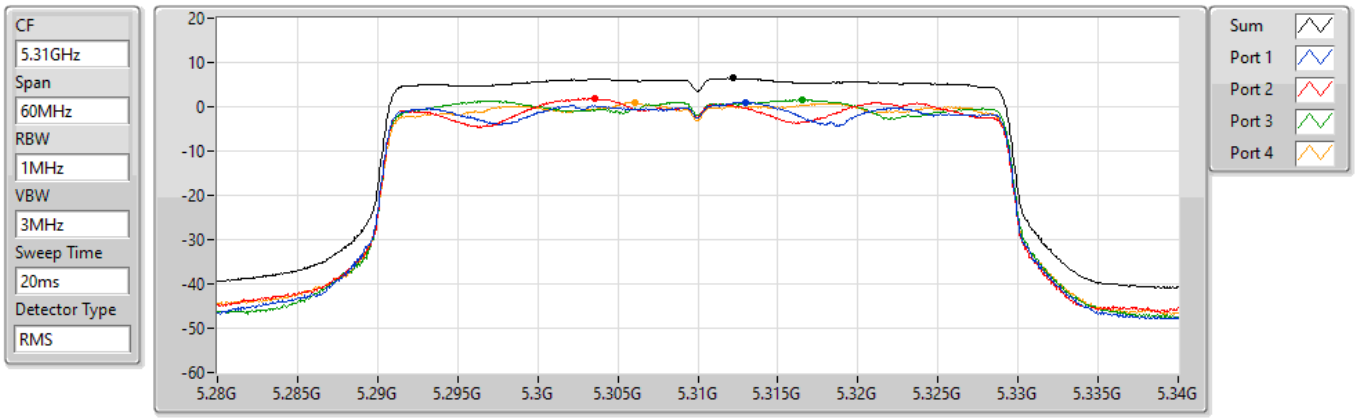

Sum	PD	Port 1	Port 2	Port 3	Port 4
(dBm/RBW)	(dBm/RBW)	(dBm/RBW)	(dBm/RBW)	(dBm/RBW)	(dBm/RBW)
6.49	6.49	0.96	1.90	1.58	0.98

802.11ax HEW40_Nss1,(MCS0)_4TX PSD

5510MHz

22/07/2021

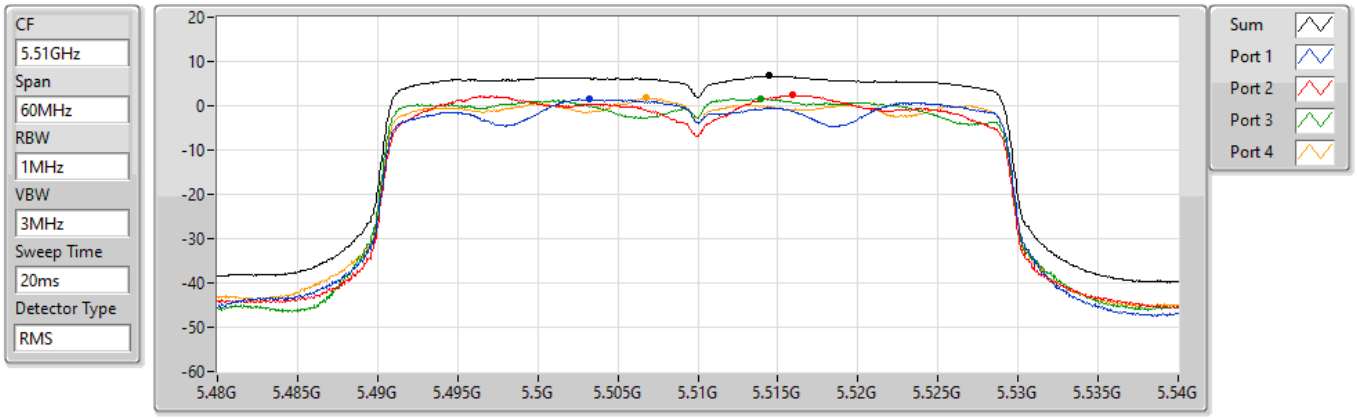

Sum	PD	Port 1	Port 2	Port 3	Port 4
(dBm/RBW)	(dBm/RBW)	(dBm/RBW)	(dBm/RBW)	(dBm/RBW)	(dBm/RBW)
6.75	6.75	1.47	2.40	1.70	1.73

802.11ax HEW40_Nss1,(MCS0)_4TX PSD

5550MHz

22/07/2021

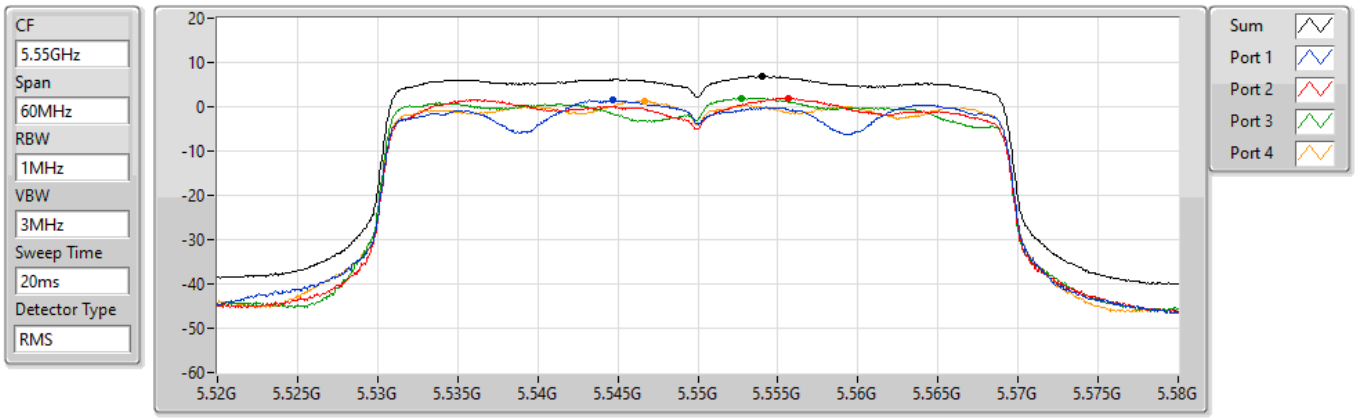

Sum	PD	Port 1	Port 2	Port 3	Port 4
(dBm/RBW)	(dBm/RBW)	(dBm/RBW)	(dBm/RBW)	(dBm/RBW)	(dBm/RBW)
6.82	6.82	1.43	1.89	1.99	1.27

802.11ax HEW40_Nss1,(MCS0)_4TX PSD

5670MHz

22/07/2021

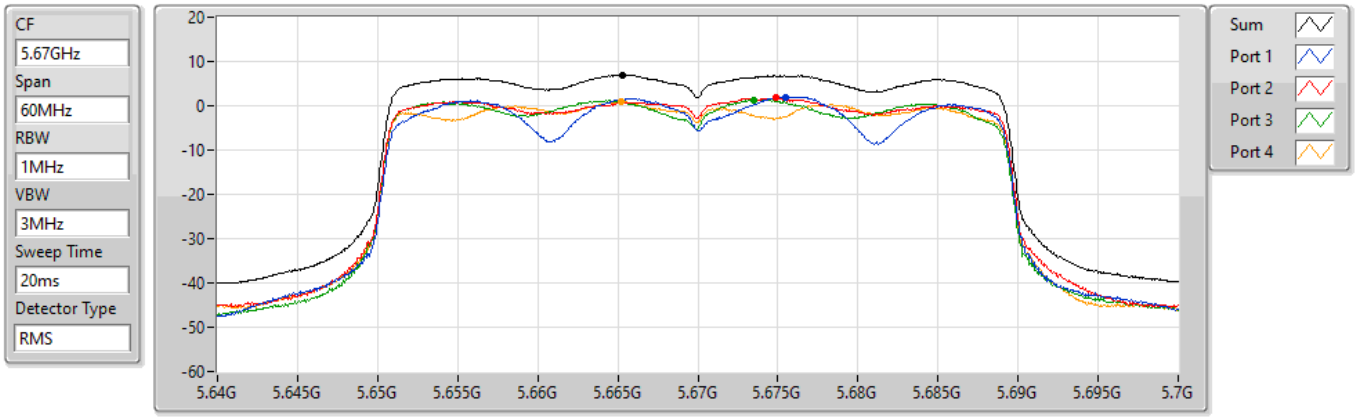

Sum	PD	Port 1	Port 2	Port 3	Port 4
(dBm/RBW)	(dBm/RBW)	(dBm/RBW)	(dBm/RBW)	(dBm/RBW)	(dBm/RBW)
6.98	6.98	1.97	1.75	1.37	0.95

802.11ax HEW40_Nss1,(MCS0)_4TX PSD

5710MHz Straddle 5.47-5.725GHz

22/07/2021

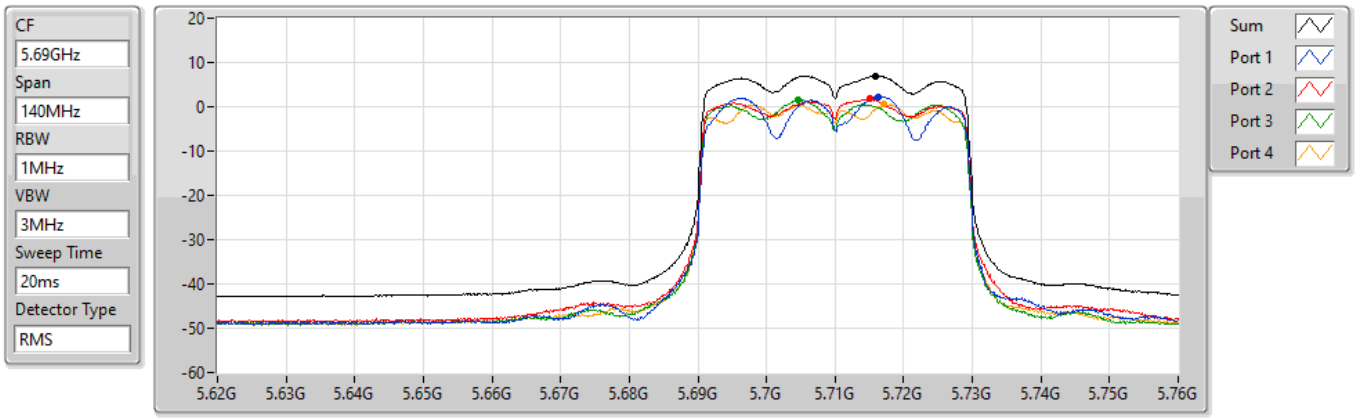

Sum	PD	Port 1	Port 2	Port 3	Port 4
(dBm/RBW)	(dBm/RBW)	(dBm/RBW)	(dBm/RBW)	(dBm/RBW)	(dBm/RBW)
6.94	6.94	2.30	1.72	1.69	0.66

802.11ax HEW40_Nss1,(MCS0)_4TX PSD

5710MHz Straddle 5.725-5.85GHz

22/07/2021

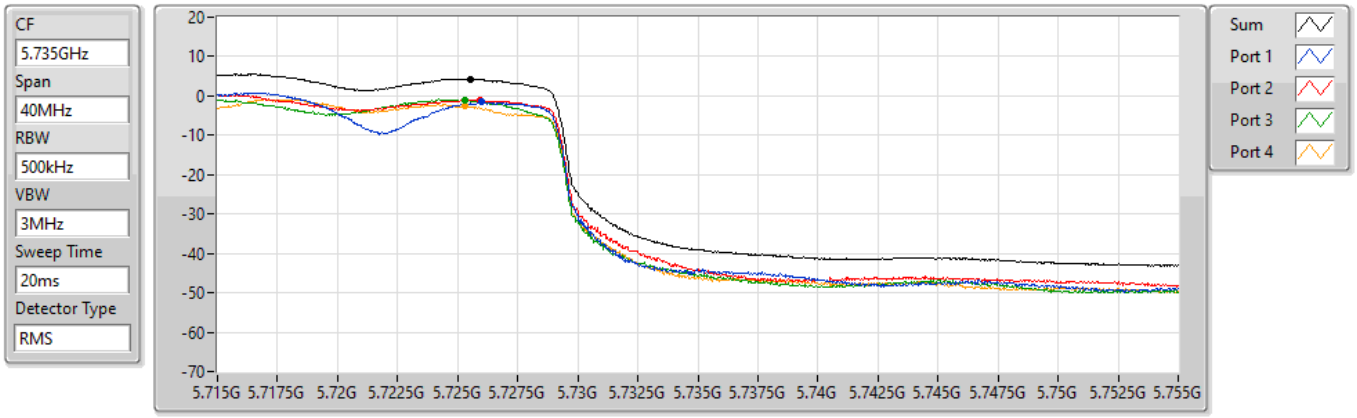

Sum	PD	Port 1	Port 2	Port 3	Port 4
(dBm/RBW)	(dBm/RBW)	(dBm/RBW)	(dBm/RBW)	(dBm/RBW)	(dBm/RBW)
4.29	4.29	-1.58	-1.00	-1.08	-2.58

802.11ax HEW80_Nss1,(MCS0)_4TX PSD

5290MHz

22/07/2021

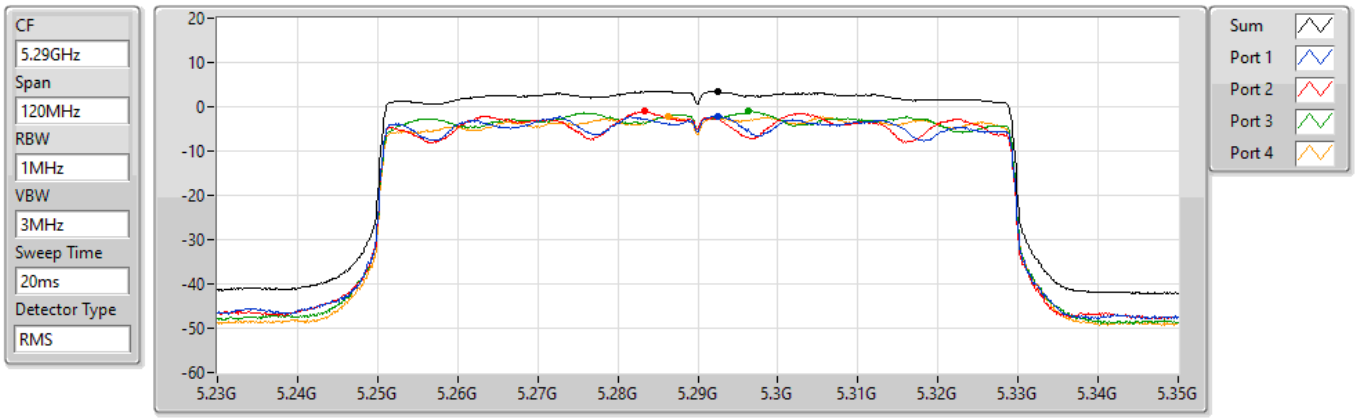

Sum	PD	Port 1	Port 2	Port 3	Port 4
(dBm/RBW)	(dBm/RBW)	(dBm/RBW)	(dBm/RBW)	(dBm/RBW)	(dBm/RBW)
3.51	3.51	-2.05	-1.05	-1.04	-2.13

802.11ax HEW80_Nss1,(MCS0)_4TX PSD

5530MHz

22/07/2021

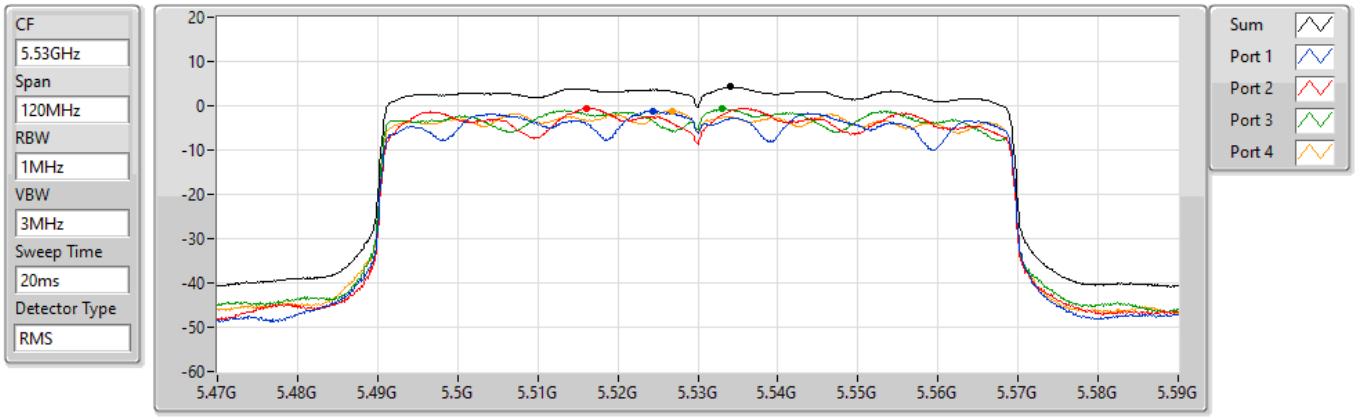

Sum	PD	Port 1	Port 2	Port 3	Port 4
(dBm/RBW)	(dBm/RBW)	(dBm/RBW)	(dBm/RBW)	(dBm/RBW)	(dBm/RBW)
4.25	4.25	-1.11	-0.59	-0.67	-1.14

802.11ax HEW80_Nss1,(MCS0)_4TX PSD

5610MHz

22/07/2021

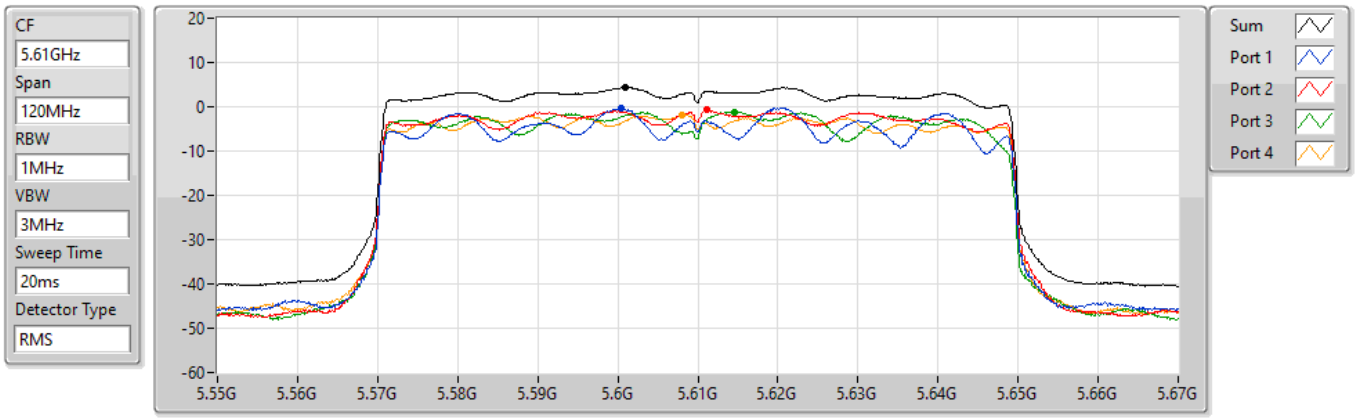

Sum	PD	Port 1	Port 2	Port 3	Port 4
(dBm/RBW)	(dBm/RBW)	(dBm/RBW)	(dBm/RBW)	(dBm/RBW)	(dBm/RBW)
4.37	4.37	-0.30	-0.68	-1.12	-1.82

802.11ax HEW80_Nss1,(MCS0)_4TX PSD

5690MHz Straddle 5.47-5.725GHz

22/07/2021

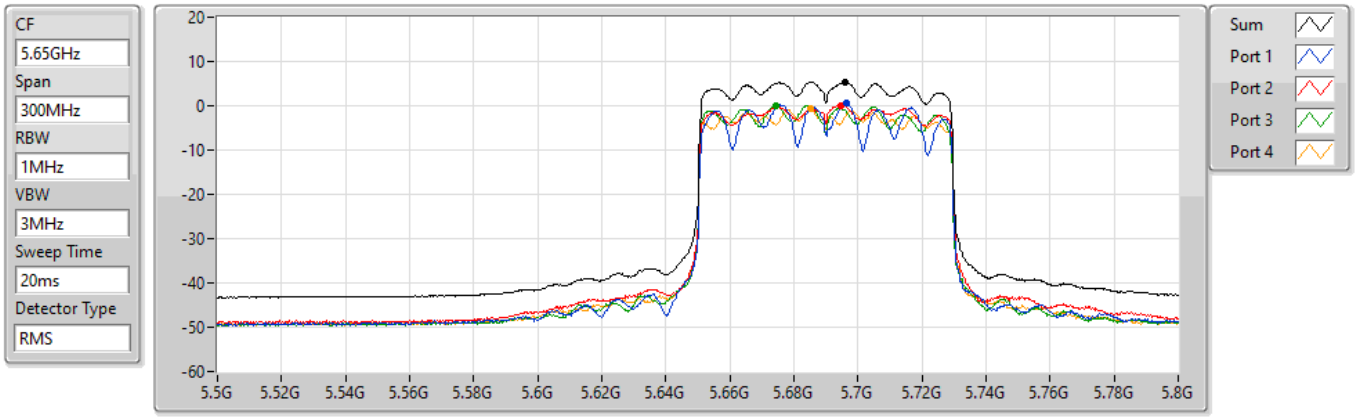

Sum	PD	Port 1	Port 2	Port 3	Port 4
(dBm/RBW)	(dBm/RBW)	(dBm/RBW)	(dBm/RBW)	(dBm/RBW)	(dBm/RBW)
5.37	5.37	0.53	0.14	0.06	-0.78

802.11ax HEW80_Nss1,(MCS0)_4TX PSD

5690MHz Straddle 5.725-5.85GHz

22/07/2021

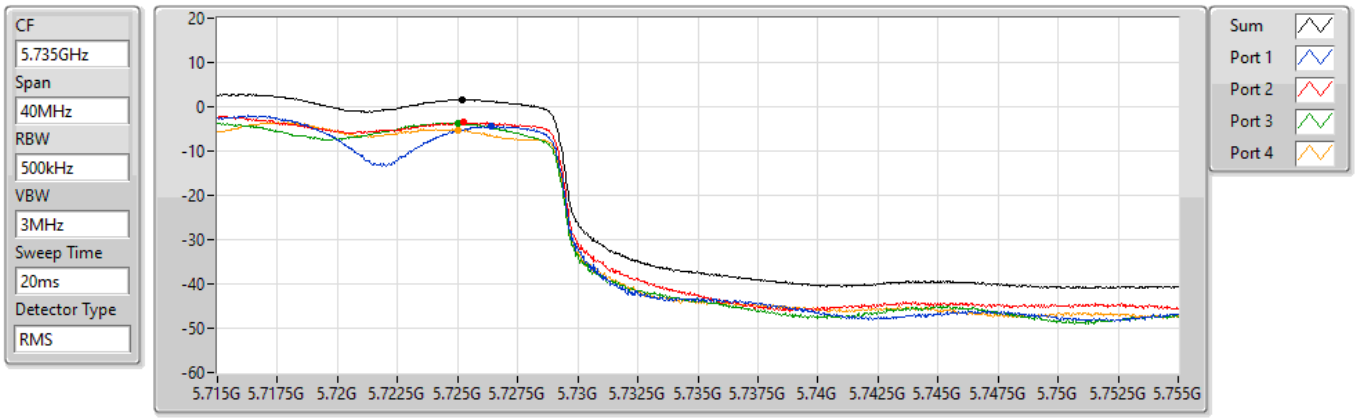

Sum	PD	Port 1	Port 2	Port 3	Port 4
(dBm/RBW)	(dBm/RBW)	(dBm/RBW)	(dBm/RBW)	(dBm/RBW)	(dBm/RBW)
1.58	1.58	-4.37	-3.54	-3.66	-5.19

Summary

Mode	Result	Type	Freq (Hz)	Level (dBuV/m)	Limit (dBuV/m)	Margin (dB)	Dist (m)	Condition	Azimuth (°)	Height (m)	Comments
5.47-5.725GHz	-	-	-	-	-	-	-	-	-	-	-
802.11ax HEW20_Nss1,(MCS0)_4TX	Pass	PK	5.467G	68.17	68.20	-0.03	3	Horizontal	268	1.40	-

802.11a_Nss1,(6Mbps)_4TX

5260MHz_TnomVnom

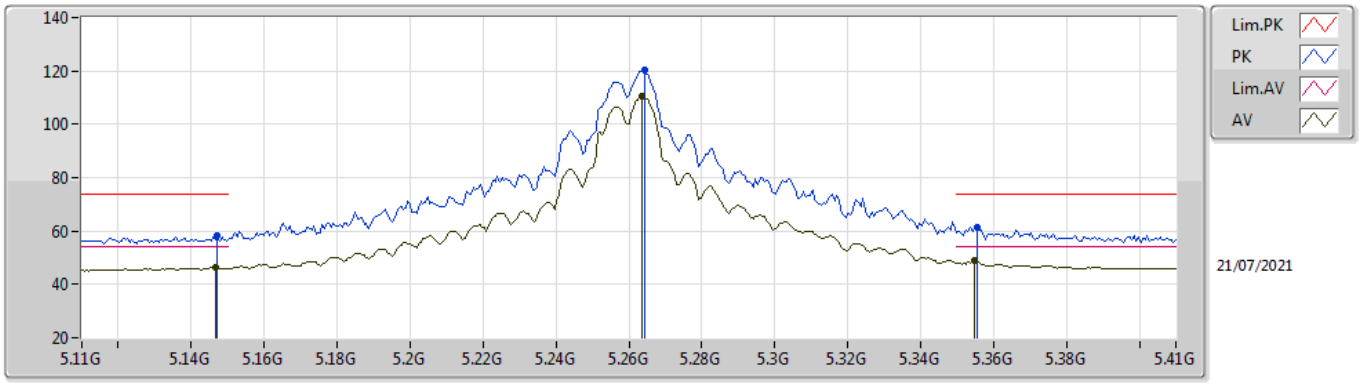

EUT Y_4TX
Setting 30
03-D-K-5-10

Type	Freq	Level	Limit	Margin	Raw	Dist	Condition	Azimuth	Height	Comment	AF	CL	PA
	(Hz)	(dBuV/m)	(dBuV/m)	(dB)	(dBuV)	(m)		(°)	(m)		(dB)	(dB)	(dB)
PK	5.1472G	58.44	74.00	-15.56	53.26	3	Vertical	339	1.83	-	34.09	6.43	35.34
AV	5.1466G	46.23	54.00	-7.77	41.05	3	Vertical	339	1.83	-	34.09	6.43	35.34
PK	5.2642G	120.18	Inf	-Inf	114.83	3	Vertical	339	1.83	-	34.26	6.43	35.34
AV	5.2636G	110.52	Inf	-Inf	105.18	3	Vertical	339	1.83	-	34.25	6.43	35.34
PK	5.3554G	61.57	74.00	-12.43	55.84	3	Vertical	339	1.83	-	34.59	6.48	35.34
AV	5.3548G	48.76	54.00	-5.24	43.03	3	Vertical	339	1.83	-	34.59	6.48	35.34

802.11a_Nss1,(6Mbps)_4TX

5260MHz_TnomVnom

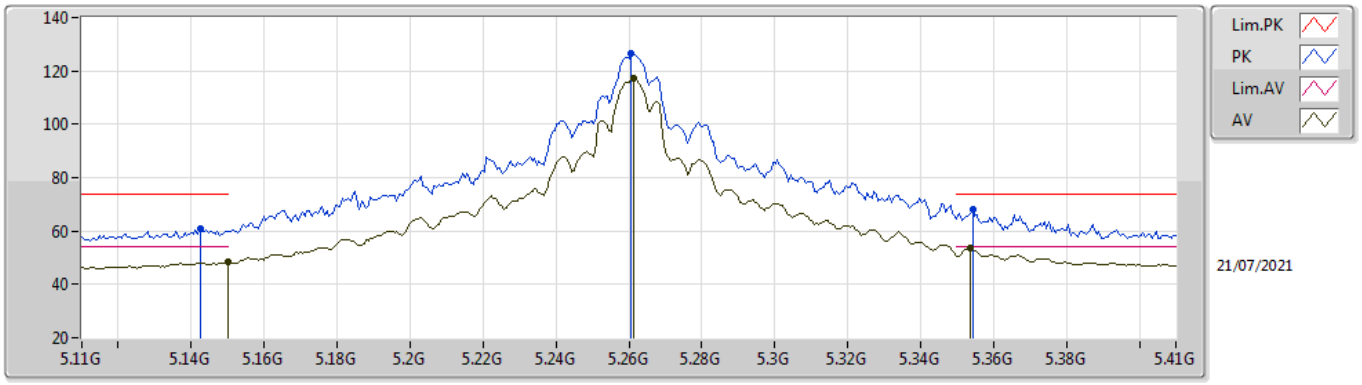

EUT Y_4TX
Setting 30
03-D-K-5-10

Type	Freq	Level	Limit	Margin	Raw	Dist	Condition	Azimuth	Height	Comment	AF	CL	PA
	(Hz)	(dBuV/m)	(dBuV/m)	(dB)	(dBuV)	(m)		(°)	(m)		(dB)	(dB)	(dB)
PK	5.1424G	60.84	74.00	-13.16	55.68	3	Horizontal	258	1.39	-	34.07	6.43	35.34
AV	5.15G	48.40	54.00	-5.60	43.21	3	Horizontal	258	1.39	-	34.10	6.43	35.34
PK	5.2606G	126.40	Inf	-Inf	121.07	3	Horizontal	258	1.39	-	34.24	6.43	35.34
AV	5.2612G	117.03	Inf	-Inf	111.70	3	Horizontal	258	1.39	-	34.24	6.43	35.34
PK	5.3542G	67.91	74.00	-6.09	62.18	3	Horizontal	258	1.39	-	34.59	6.48	35.34
AV	5.3536G	53.51	54.00	-0.49	47.78	3	Horizontal	258	1.39	-	34.59	6.48	35.34

802.11a_Nss1,(6Mbps)_4TX

5260MHz_TnomVnom

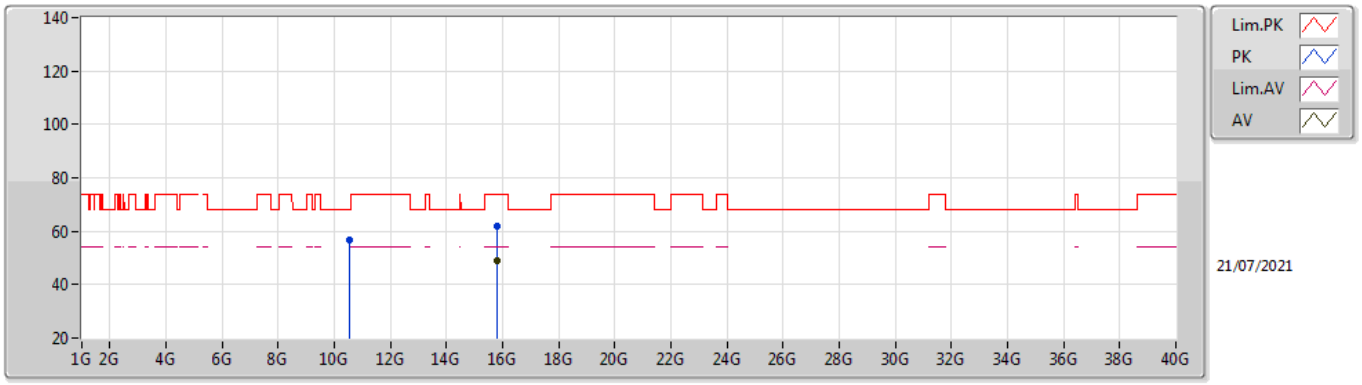

EUT Y_4TX
Setting 30
03-D-K-5

Type	Freq	Level	Limit	Margin	Raw	Dist	Condition	Azimuth	Height	Comment	AF	CL	PA
	(Hz)	(dBuV/m)	(dBuV/m)	(dB)	(dBuV)	(m)		(°)	(m)		(dB)	(dB)	(dB)
PK	10.52248G	56.83	68.20	-11.37	44.18	3	Vertical	352	1.73	-	38.40	9.70	35.45
PK	15.7816G	62.15	74.00	-11.85	47.95	3	Vertical	178	1.80	-	37.92	11.89	35.61
AV	15.78268G	48.84	54.00	-5.16	34.64	3	Vertical	178	1.80	-	37.92	11.89	35.61

802.11a_Nss1,(6Mbps)_4TX

5260MHz_TnomVnom

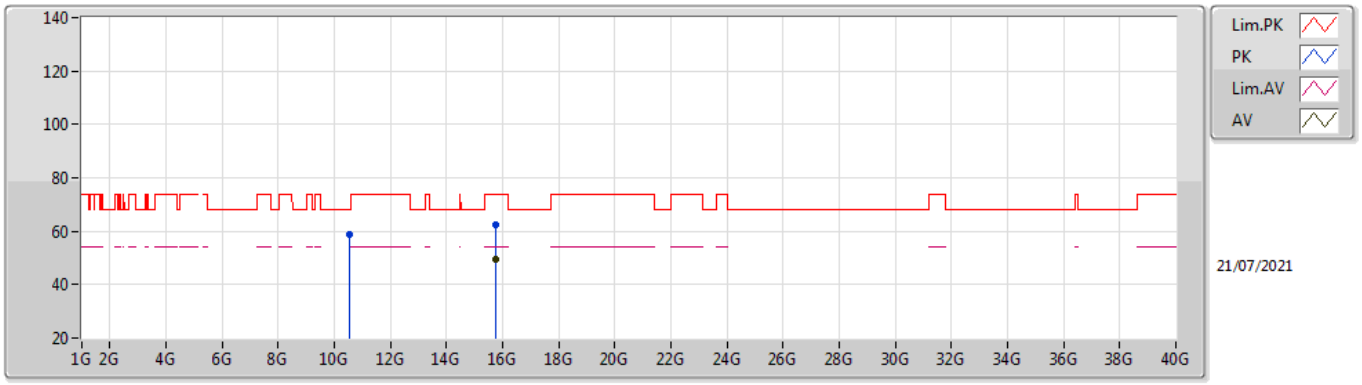

EUT Y_4TX
Setting 30
03-D-K-5

Type	Freq	Level	Limit	Margin	Raw	Dist	Condition	Azimuth	Height	Comment	AF	CL	PA
	(Hz)	(dBuV/m)	(dBuV/m)	(dB)	(dBuV)	(m)		(°)	(m)		(dB)	(dB)	(dB)
PK	10.52108G	59.04	68.20	-9.16	46.39	3	Horizontal	132	1.80	-	38.40	9.70	35.45
PK	15.77634G	62.43	74.00	-11.57	48.22	3	Horizontal	360	1.74	-	37.92	11.89	35.60
AV	15.77742G	49.31	54.00	-4.69	35.10	3	Horizontal	360	1.74	-	37.92	11.89	35.60

802.11a_Nss1,(6Mbps)_4TX

5300MHz_TnomVnom

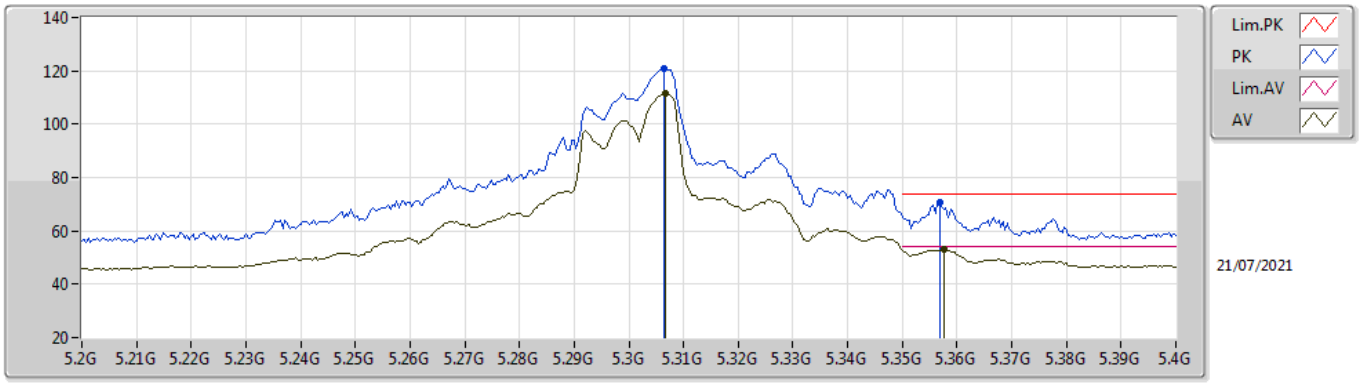

EUT Y_4TX
Setting 25
03-D-K-5-10

Type	Freq	Level	Limit	Margin	Raw	Dist	Condition	Azimuth	Height	Comment	AF	CL	PA
	(Hz)	(dBuV/m)	(dBuV/m)	(dB)	(dBuV)	(m)		(°)	(m)		(dB)	(dB)	(dB)
PK	5.3064G	120.98	Inf	-Inf	115.44	3	Vertical	196	2.85	-	34.43	6.45	35.34
AV	5.3068G	111.46	Inf	-Inf	105.92	3	Vertical	196	2.85	-	34.43	6.45	35.34
PK	5.3568G	70.72	74.00	-3.28	64.99	3	Vertical	196	2.85	-	34.59	6.48	35.34
AV	5.3576G	53.30	54.00	-0.70	47.58	3	Vertical	196	2.85	-	34.58	6.48	35.34

802.11a_Nss1,(6Mbps)_4TX

5300MHz_TnomVnom

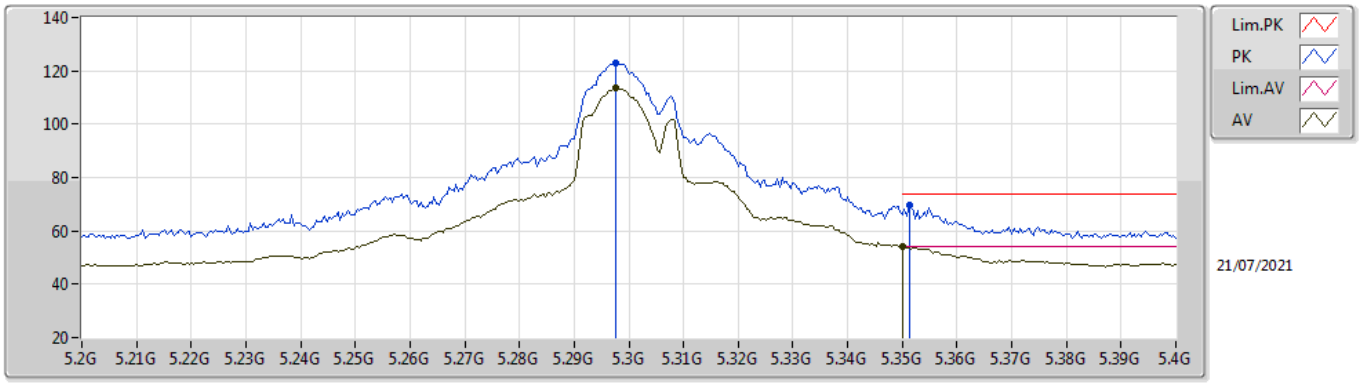

EUT Y_4TX
Setting 25
03-D-K-5-10

Type	Freq	Level	Limit	Margin	Raw	Dist	Condition	Azimuth	Height	Comment	AF	CL	PA
	(Hz)	(dBuV/m)	(dBuV/m)	(dB)	(dBuV)	(m)		(°)	(m)		(dB)	(dB)	(dB)
PK	5.2976G	123.16	Inf	-Inf	117.66	3	Horizontal	264	1.93	-	34.39	6.45	35.34
AV	5.2976G	113.37	Inf	-Inf	107.87	3	Horizontal	264	1.93	-	34.39	6.45	35.34
PK	5.3512G	69.46	74.00	-4.54	63.72	3	Horizontal	264	1.93	-	34.60	6.48	35.34
AV	5.35G	53.93	54.00	-0.07	48.19	3	Horizontal	264	1.93	-	34.60	6.48	35.34

802.11a_Nss1,(6Mbps)_4TX

5300MHz_TnomVnom

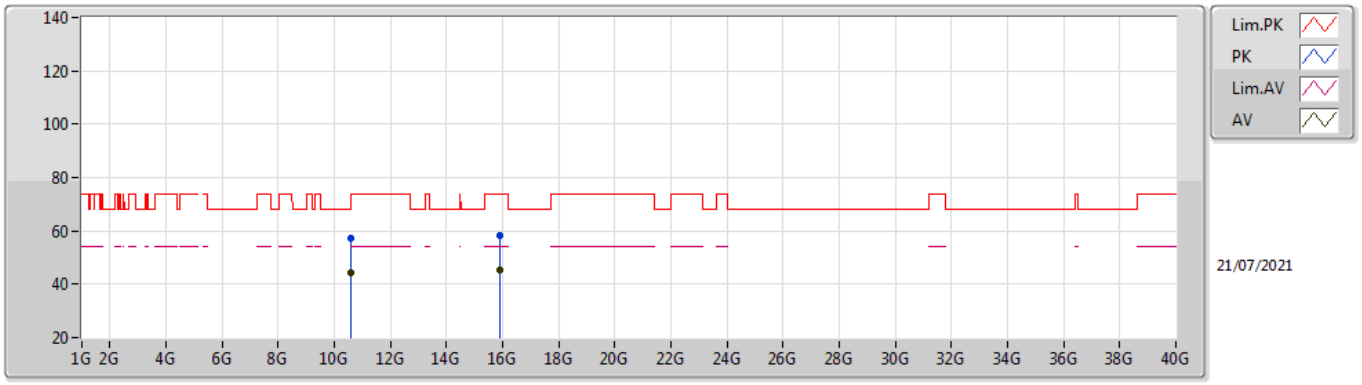

EUT Y_4TX
Setting 25
03-D-K-5

Type	Freq	Level	Limit	Margin	Raw	Dist	Condition	Azimuth	Height	Comment	AF	CL	PA
	(Hz)	(dBuV/m)	(dBuV/m)	(dB)	(dBuV)	(m)		(°)	(m)		(dB)	(dB)	(dB)
PK	10.60009G	57.13	74.00	-16.87	44.39	3	Vertical	322	1.89	-	38.40	9.72	35.38
AV	10.60004G	44.34	54.00	-9.66	31.60	3	Vertical	322	1.89	-	38.40	9.72	35.38
PK	15.90482G	58.17	74.00	-15.83	44.53	3	Vertical	30	2.69	-	37.40	11.95	35.71
AV	15.90474G	45.21	54.00	-8.79	31.57	3	Vertical	30	2.69	-	37.40	11.95	35.71

802.11a_Nss1,(6Mbps)_4TX

5300MHz_TnomVnom

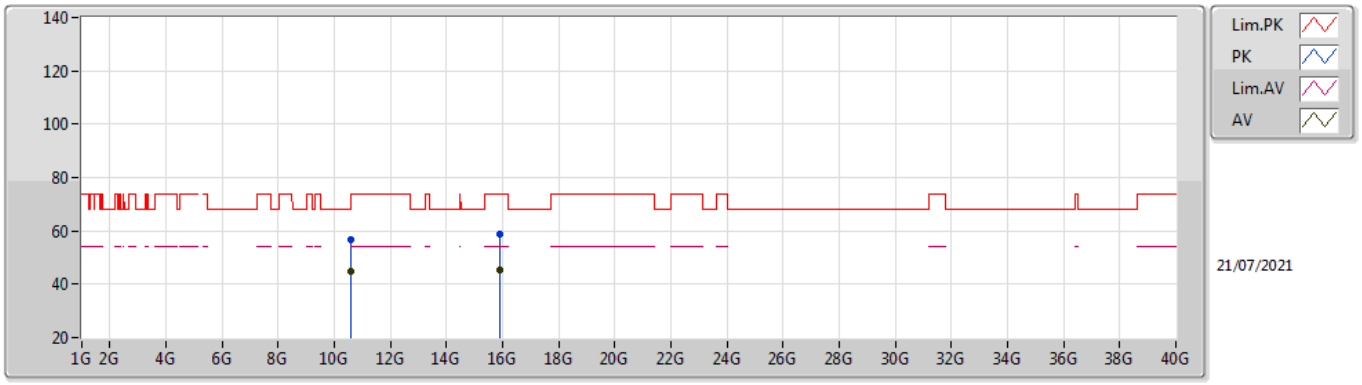

EUT Y_4TX
Setting 25
03-D-K-5

Type	Freq	Level	Limit	Margin	Raw	Dist	Condition	Azimuth	Height	Comment	AF	CL	PA
	(Hz)	(dBuV/m)	(dBuV/m)	(dB)	(dBuV)	(m)		(°)	(m)		(dB)	(dB)	(dB)
PK	10.60042G	56.82	74.00	-17.18	44.08	3	Horizontal	139	1.75	-	38.40	9.72	35.38
AV	10.60012G	45.06	54.00	-8.94	32.32	3	Horizontal	139	1.75	-	38.40	9.72	35.38
PK	15.8976G	58.71	74.00	-15.29	45.05	3	Horizontal	278	1.30	-	37.41	11.95	35.70
AV	15.89022G	45.58	54.00	-8.42	31.88	3	Horizontal	278	1.30	-	37.45	11.95	35.70

802.11a_Nss1,(6Mbps)_4TX

5320MHz_TnomVnom

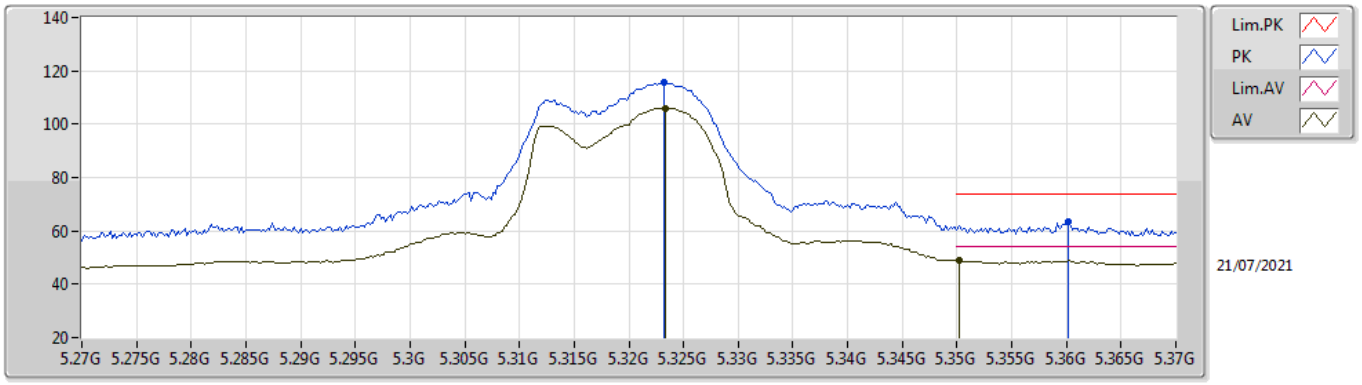

EUT Y_4TX
Setting 20.5
03-D-K-5-10

Type	Freq	Level	Limit	Margin	Raw	Dist	Condition	Azimuth	Height	Comment	AF	CL	PA
	(Hz)	(dBuV/m)	(dBuV/m)	(dB)	(dBuV)	(m)		(°)	(m)		(dB)	(dB)	(dB)
PK	5.3232G	115.70	Inf	-Inf	110.09	3	Vertical	194	2.34	-	34.49	6.46	35.34
AV	5.3234G	106.11	Inf	-Inf	100.50	3	Vertical	194	2.34	-	34.49	6.46	35.34
PK	5.3602G	63.43	74.00	-10.57	57.71	3	Vertical	194	2.34	-	34.58	6.48	35.34
AV	5.3502G	48.88	54.00	-5.12	43.14	3	Vertical	194	2.34	-	34.60	6.48	35.34

802.11a_Nss1,(6Mbps)_4TX

5320MHz_TnomVnom

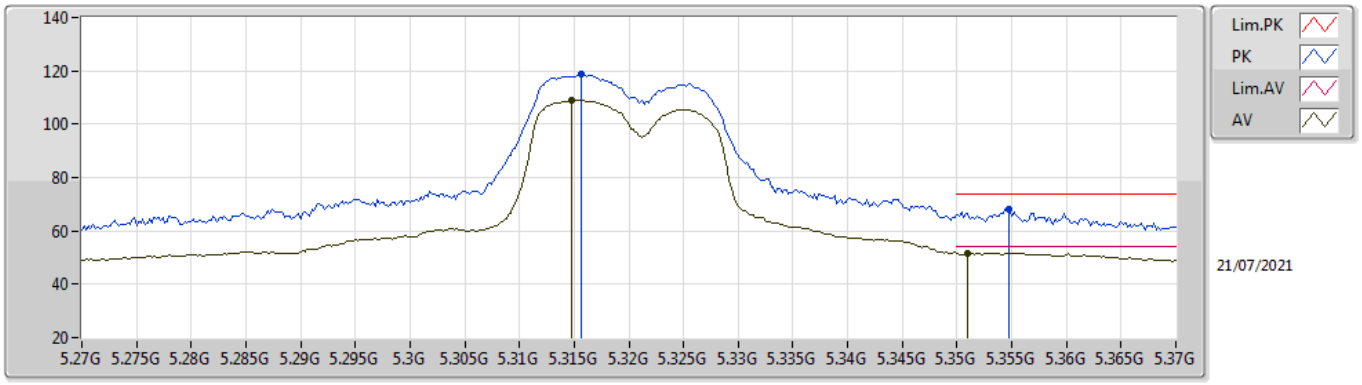

EUT Y_4TX
Setting 20.5
03-D-K-5-10

Type	Freq	Level	Limit	Margin	Raw	Dist	Condition	Azimuth	Height	Comment	AF	CL	PA
	(Hz)	(dBuV/m)	(dBuV/m)	(dB)	(dBuV)	(m)		(°)	(m)		(dB)	(dB)	(dB)
PK	5.3156G	118.77	Inf	-Inf	113.19	3	Horizontal	223	1.99	-	34.46	6.46	35.34
AV	5.3148G	108.90	Inf	-Inf	103.32	3	Horizontal	223	1.99	-	34.46	6.46	35.34
PK	5.3548G	68.06	74.00	-5.94	62.33	3	Horizontal	223	1.99	-	34.59	6.48	35.34
AV	5.351G	51.81	54.00	-2.19	46.07	3	Horizontal	223	1.99	-	34.60	6.48	35.34

802.11a_Nss1,(6Mbps)_4TX

5320MHz_TnomVnom

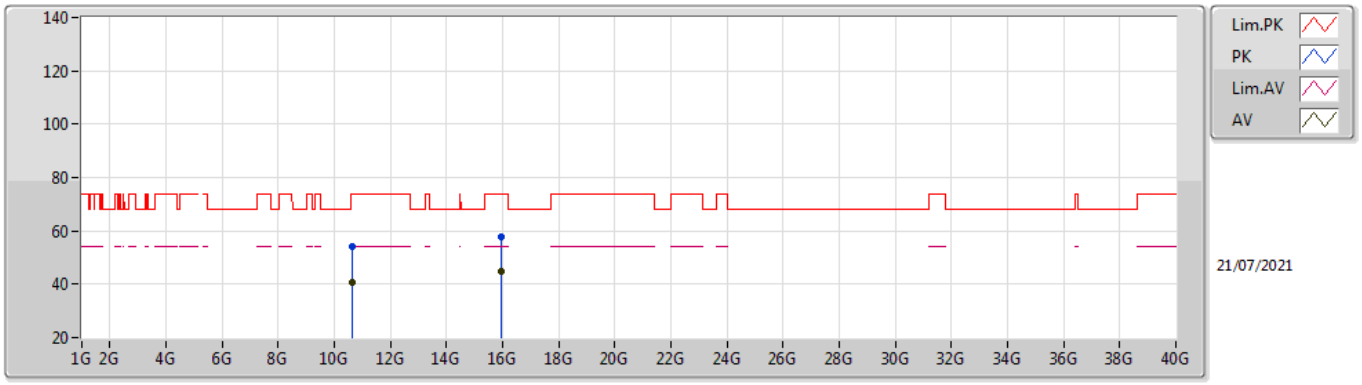

EUT Y_4TX
Setting 20.5
03-D-K-5

Type	Freq	Level	Limit	Margin	Raw	Dist	Condition	Azimuth	Height	Comment	AF	CL	PA
	(Hz)	(dBuV/m)	(dBuV/m)	(dB)	(dBuV)	(m)		(°)	(m)		(dB)	(dB)	(dB)
PK	10.64134G	54.16	74.00	-19.84	41.38	3	Vertical	61	2.35	-	38.40	9.73	35.35
AV	10.63844G	40.77	54.00	-13.23	27.99	3	Vertical	61	2.35	-	38.40	9.73	35.35
PK	15.96176G	57.53	74.00	-16.47	43.85	3	Vertical	34	1.95	-	37.46	11.98	35.76
AV	15.95788G	44.93	54.00	-9.07	31.24	3	Vertical	34	1.95	-	37.46	11.98	35.75

802.11a_Nss1,(6Mbps)_4TX

5320MHz_TnomVnom

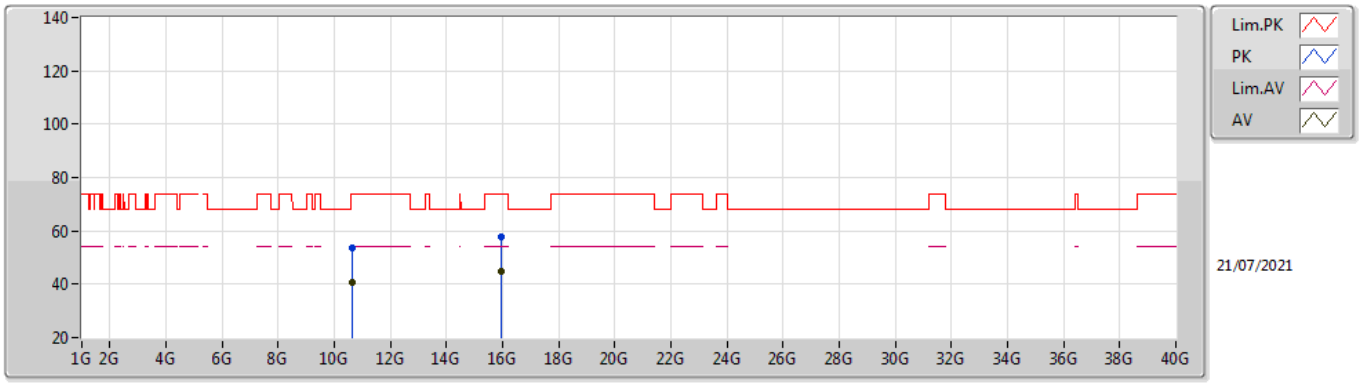

EUT Y_4TX
Setting 20.5
03-D-K-5

Type	Freq	Level	Limit	Margin	Raw	Dist	Condition	Azimuth	Height	Comment	AF	CL	PA
	(Hz)	(dBuV/m)	(dBuV/m)	(dB)	(dBuV)	(m)		(°)	(m)		(dB)	(dB)	(dB)
PK	10.64042G	53.53	74.00	-20.47	40.75	3	Horizontal	128	1.64	-	38.40	9.73	35.35
AV	10.63795G	40.81	54.00	-13.19	28.03	3	Horizontal	128	1.64	-	38.40	9.73	35.35
PK	15.96394G	58.01	74.00	-15.99	44.33	3	Horizontal	28	2.06	-	37.46	11.98	35.76
AV	15.95502G	44.83	54.00	-9.17	31.14	3	Horizontal	28	2.06	-	37.46	11.98	35.75

802.11a_Nss1,(6Mbps)_4TX

5500MHz_TnomVnom

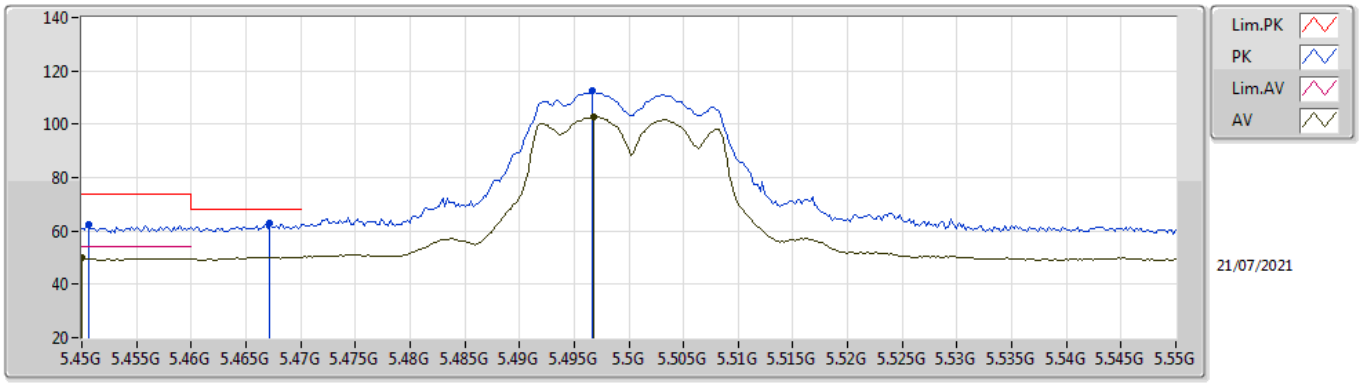

EUT Y_4TX
Setting 22
03-D-K-5-13

Type	Freq	Level	Limit	Margin	Raw	Dist	Condition	Azimuth	Height	Comment	AF	CL	PA
	(Hz)	(dBuV/m)	(dBuV/m)	(dB)	(dBuV)	(m)		(°)	(m)		(dB)	(dB)	(dB)
PK	5.4506G	62.20	74.00	-11.80	56.27	3	Vertical	347	1.70	-	34.70	6.58	35.35
AV	5.45G	49.84	54.00	-4.16	43.91	3	Vertical	347	1.70	-	34.70	6.58	35.35
PK	5.4672G	63.00	68.20	-5.20	57.08	3	Vertical	347	1.70	-	34.67	6.60	35.35
PK	5.4966G	112.35	Inf	-Inf	106.45	3	Vertical	347	1.70	-	34.61	6.64	35.35
AV	5.4968G	102.93	Inf	-Inf	97.02	3	Vertical	347	1.70	-	34.61	6.65	35.35

802.11a_Nss1,(6Mbps)_4TX

5500MHz_TnomVnom

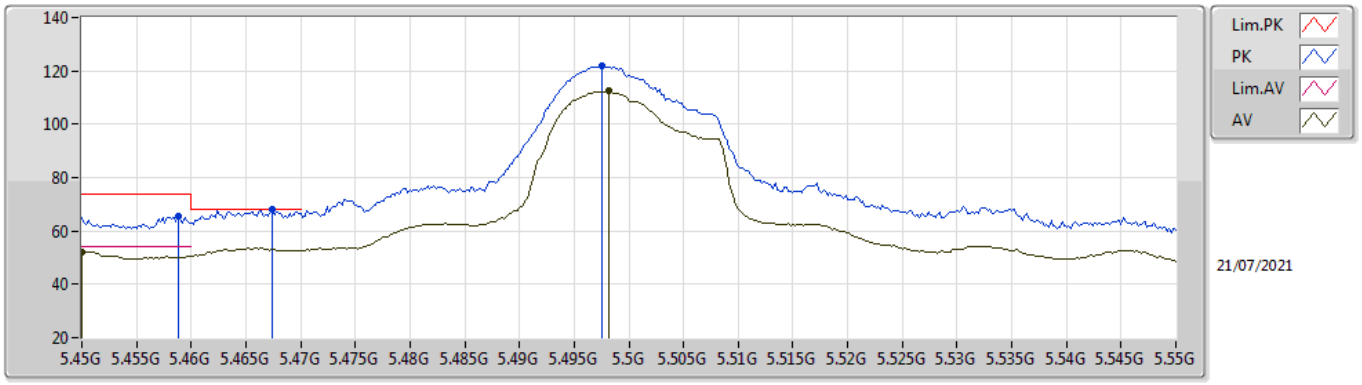

EUT Y_4TX
Setting 22
03-D-K-5-13

Type	Freq	Level	Limit	Margin	Raw	Dist	Condition	Azimuth	Height	Comment	AF	CL	PA
	(Hz)	(dBuV/m)	(dBuV/m)	(dB)	(dBuV)	(m)		(°)	(m)		(dB)	(dB)	(dB)
PK	5.4588G	65.29	74.00	-8.71	59.37	3	Horizontal	268	1.90	-	34.68	6.59	35.35
AV	5.45G	52.23	54.00	-1.77	46.30	3	Horizontal	268	1.90	-	34.70	6.58	35.35
PK	5.4674G	68.15	68.20	-0.05	62.23	3	Horizontal	268	1.90	-	34.67	6.60	35.35
PK	5.4976G	122.02	Inf	-Inf	116.12	3	Horizontal	268	1.90	-	34.60	6.65	35.35
AV	5.4982G	112.48	Inf	-Inf	106.58	3	Horizontal	268	1.90	-	34.60	6.65	35.35

802.11a_Nss1,(6Mbps)_4TX

5500MHz_TnomVnom

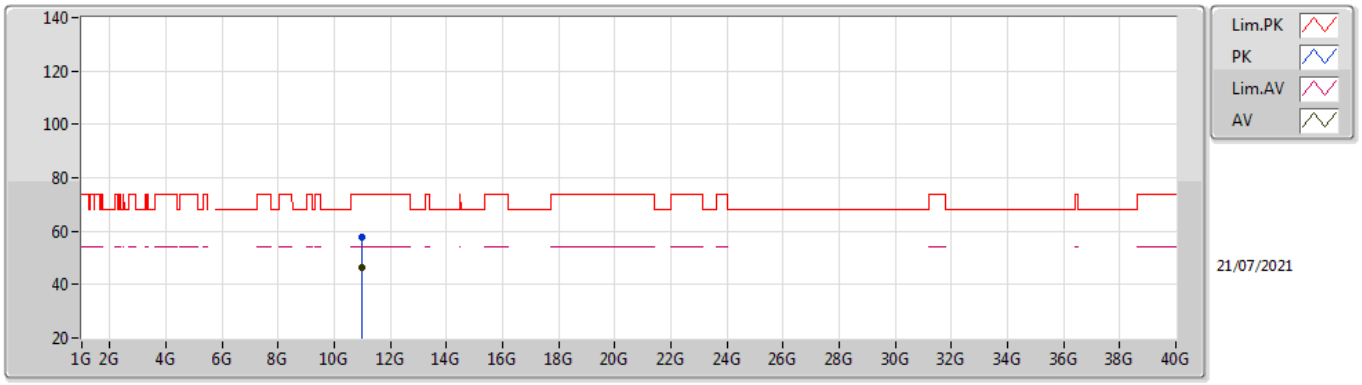

EUT Y_4TX
Setting 22
03-D-K-5

Type	Freq	Level	Limit	Margin	Raw	Dist	Condition	Azimuth	Height	Comment	AF	CL	PA
	(Hz)	(dBuV/m)	(dBuV/m)	(dB)	(dBuV)	(m)		(°)	(m)		(dB)	(dB)	(dB)
PK	10.99973G	57.67	74.00	-16.33	44.31	3	Vertical	6	1.80	-	38.60	9.80	35.04
AV	10.99997G	46.24	54.00	-7.76	32.88	3	Vertical	6	1.80	-	38.60	9.80	35.04

802.11a_Nss1,(6Mbps)_4TX

5500MHz_TnomVnom

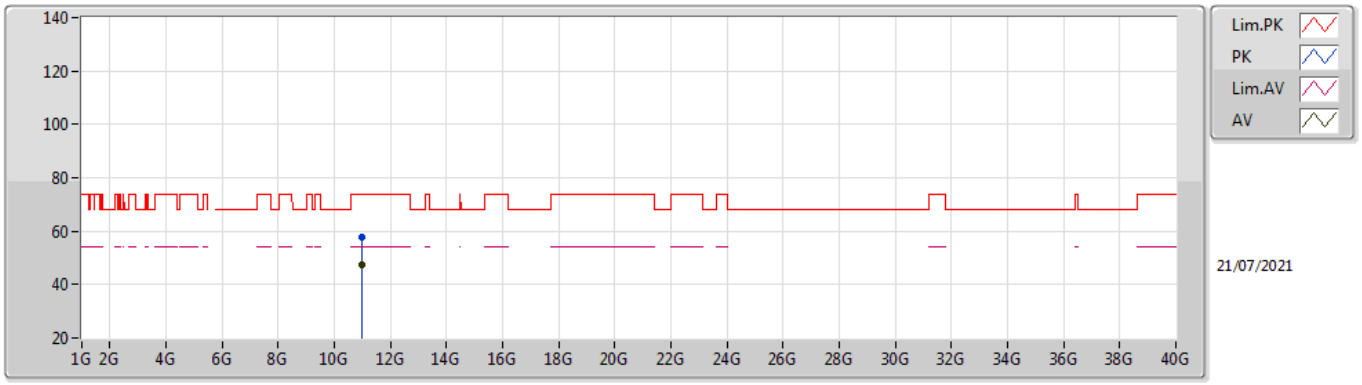

EUT Y_4TX
Setting 22
03-D-K-5

Type	Freq	Level	Limit	Margin	Raw	Dist	Condition	Azimuth	Height	Comment	AF	CL	PA
	(Hz)	(dBuV/m)	(dBuV/m)	(dB)	(dBuV)	(m)		(°)	(m)		(dB)	(dB)	(dB)
PK	10.99985G	57.88	74.00	-16.12	44.52	3	Horizontal	353	1.65	-	38.60	9.80	35.04
AV	10.99993G	47.62	54.00	-6.38	34.26	3	Horizontal	353	1.65	-	38.60	9.80	35.04

802.11a_Nss1,(6Mbps)_4TX

5580MHz_TnomVnom

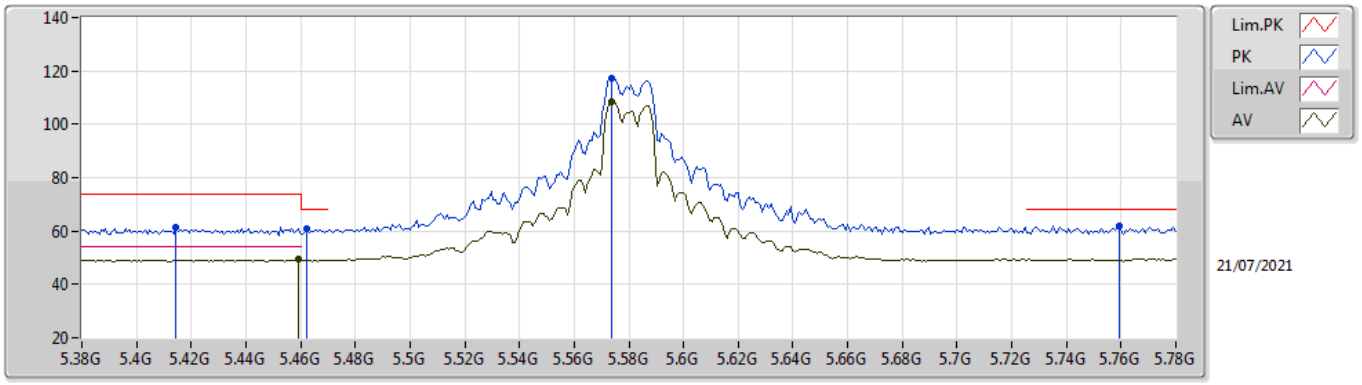

EUT Y_4TX
Setting 31
03-D-K-5-13

Type	Freq	Level	Limit	Margin	Raw	Dist	Condition	Azimuth	Height	Comment	AF	CL	PA
	(Hz)	(dBuV/m)	(dBuV/m)	(dB)	(dBuV)	(m)		(°)	(m)		(dB)	(dB)	(dB)
PK	5.4144G	61.33	74.00	-12.67	55.60	3	Vertical	346	1.76	-	34.56	6.52	35.35
PK	5.4624G	60.70	68.20	-7.50	54.78	3	Vertical	346	1.76	-	34.68	6.59	35.35
AV	5.4592G	49.46	54.00	-4.54	43.54	3	Vertical	346	1.76	-	34.68	6.59	35.35
PK	5.5736G	117.45	Inf	-Inf	111.57	3	Vertical	346	1.76	-	34.51	6.76	35.39
AV	5.5736G	108.46	Inf	-Inf	102.58	3	Vertical	346	1.76	-	34.51	6.76	35.39
PK	5.7592G	62.03	68.20	-6.17	56.23	3	Vertical	346	1.76	-	34.40	6.88	35.48

802.11a_Nss1,(6Mbps)_4TX

5580MHz_TnomVnom

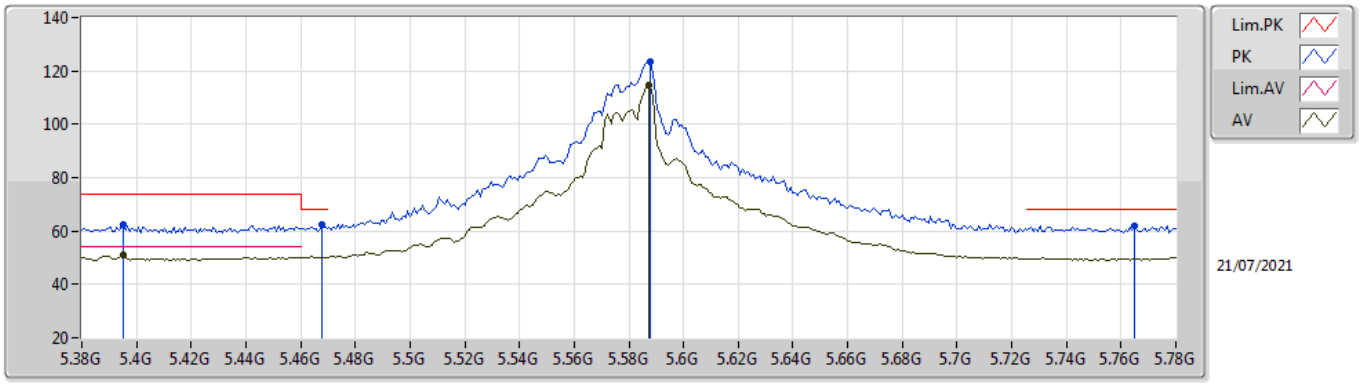

EUT Y_4TX
Setting 31
03-D-K-5-13

Type	Freq	Level	Limit	Margin	Raw	Dist	Condition	Azimuth	Height	Comment	AF	CL	PA
	(Hz)	(dBuV/m)	(dBuV/m)	(dB)	(dBuV)	(m)		(°)	(m)		(dB)	(dB)	(dB)
PK	5.3952G	62.61	74.00	-11.39	56.95	3	Horizontal	261	1.79	-	34.51	6.50	35.35
AV	5.3952G	51.14	54.00	-2.86	45.48	3	Horizontal	261	1.79	-	34.51	6.50	35.35
PK	5.468G	62.19	68.20	-6.01	56.28	3	Horizontal	261	1.79	-	34.66	6.60	35.35
PK	5.588G	123.60	Inf	-Inf	117.76	3	Horizontal	261	1.79	-	34.45	6.78	35.39
AV	5.5872G	114.62	Inf	-Inf	108.78	3	Horizontal	261	1.79	-	34.45	6.78	35.39
PK	5.7648G	62.06	68.20	-6.14	56.26	3	Horizontal	261	1.79	-	34.40	6.88	35.48

802.11a_Nss1,(6Mbps)_4TX

5580MHz_TnomVnom

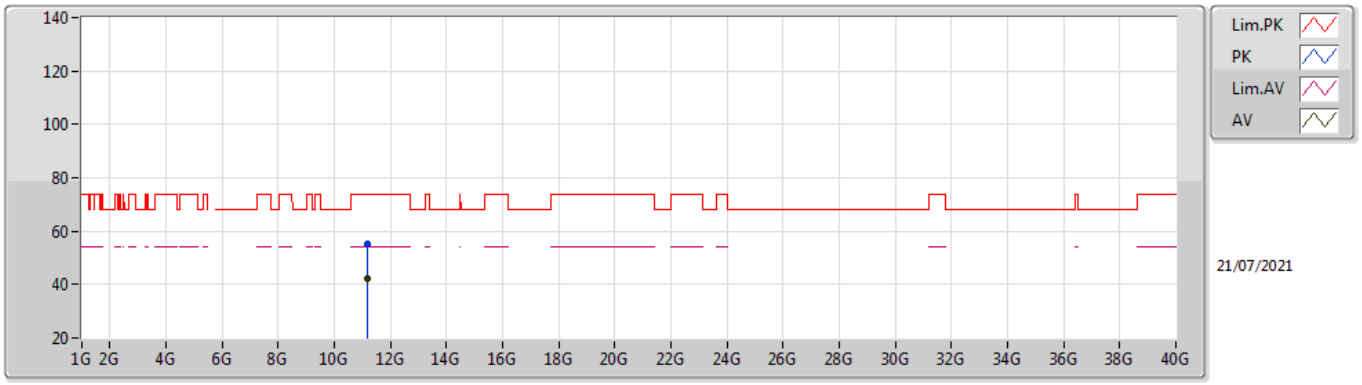

EUT Y_4TX
Setting 31
03-D-K-5

Type	Freq	Level	Limit	Margin	Raw	Dist	Condition	Azimuth	Height	Comment	AF	CL	PA
	(Hz)	(dBuV/m)	(dBuV/m)	(dB)	(dBuV)	(m)		(°)	(m)		(dB)	(dB)	(dB)
PK	11.15884G	55.38	74.00	-18.62	42.01	3	Vertical	216	1.07	-	38.76	9.83	35.22
AV	11.16245G	42.12	54.00	-11.88	28.75	3	Vertical	216	1.07	-	38.76	9.83	35.22

802.11a_Nss1,(6Mbps)_4TX

5580MHz_TnomVnom

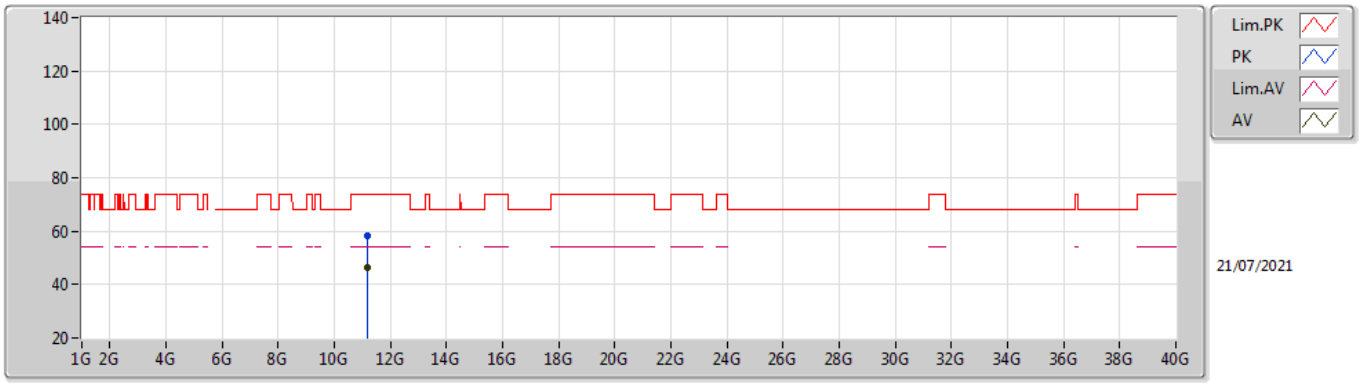

EUT Y_4TX
Setting 31
03-D-K-5

Type	Freq	Level	Limit	Margin	Raw	Dist	Condition	Azimuth	Height	Comment	AF	CL	PA
	(Hz)	(dBuV/m)	(dBuV/m)	(dB)	(dBuV)	(m)		(°)	(m)		(dB)	(dB)	(dB)
PK	11.16016G	58.17	74.00	-15.83	44.80	3	Horizontal	320	1.80	-	38.76	9.83	35.22
AV	11.15985G	46.42	54.00	-7.58	33.05	3	Horizontal	320	1.80	-	38.76	9.83	35.22

802.11a_Nss1,(6Mbps)_4TX

5700MHz_TnomVnom

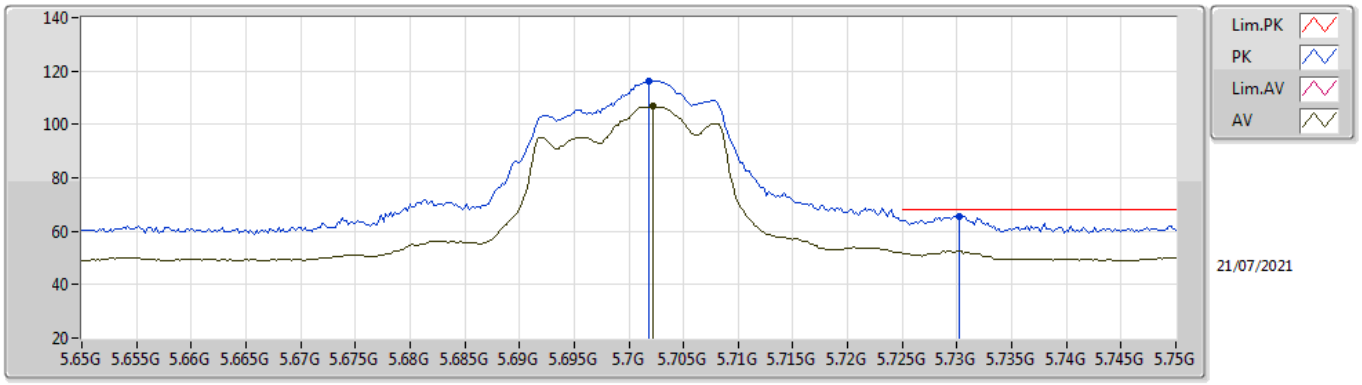

EUT Y_4TX
Setting 20
03-D-K-5-13

Type	Freq	Level	Limit	Margin	Raw	Dist	Condition	Azimuth	Height	Comment	AF	CL	PA
	(Hz)	(dBuV/m)	(dBuV/m)	(dB)	(dBuV)	(m)		(°)	(m)		(dB)	(dB)	(dB)
PK	5.7018G	116.34	Inf	-Inf	110.54	3	Vertical	348	1.90	-	34.40	6.85	35.45
AV	5.7022G	106.77	Inf	-Inf	100.97	3	Vertical	348	1.90	-	34.40	6.85	35.45
PK	5.7302G	65.74	68.20	-2.46	59.94	3	Vertical	348	1.90	-	34.40	6.87	35.47

802.11a_Nss1,(6Mbps)_4TX

5700MHz_TnomVnom

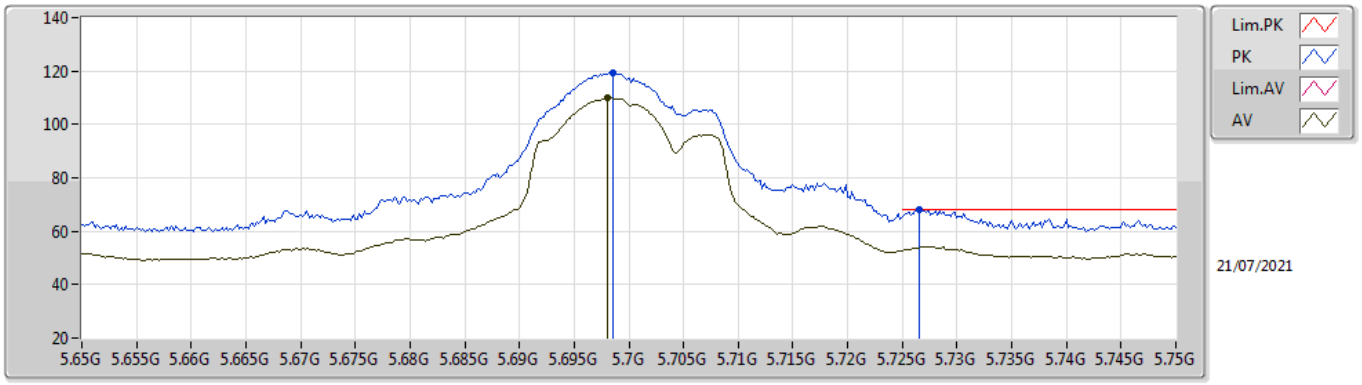

EUT Y_4TX
Setting 20
03-D-K-5-13

Type	Freq	Level	Limit	Margin	Raw	Dist	Condition	Azimuth	Height	Comment	AF	CL	PA
	(Hz)	(dBuV/m)	(dBuV/m)	(dB)	(dBuV)	(m)		(°)	(m)		(dB)	(dB)	(dB)
PK	5.6986G	119.24	Inf	-Inf	113.44	3	Horizontal	267	1.88	-	34.40	6.85	35.45
AV	5.698G	109.80	Inf	-Inf	104.00	3	Horizontal	267	1.88	-	34.40	6.85	35.45
PK	5.7266G	68.14	68.20	-0.06	62.34	3	Horizontal	267	1.88	-	34.40	6.86	35.46

802.11a_Nss1,(6Mbps)_4TX

5700MHz_TnomVnom

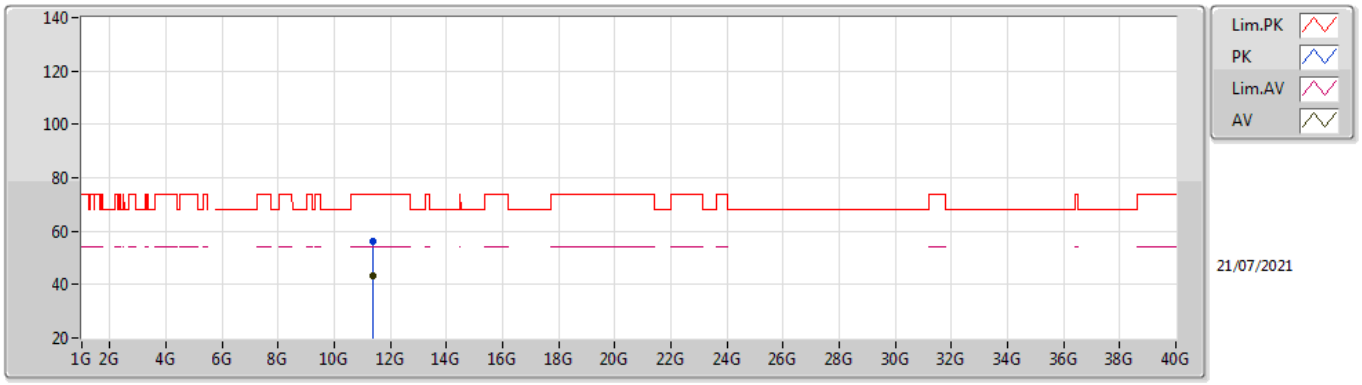

EUT Y_4TX
Setting 20
03-D-K-5

Type	Freq	Level	Limit	Margin	Raw	Dist	Condition	Azimuth	Height	Comment	AF	CL	PA
	(Hz)	(dBuV/m)	(dBuV/m)	(dB)	(dBuV)	(m)		(°)	(m)		(dB)	(dB)	(dB)
PK	11.40148G	56.07	74.00	-17.93	42.68	3	Vertical	26	2.01	-	39.00	9.88	35.49
AV	11.39981G	43.05	54.00	-10.95	29.66	3	Vertical	26	2.01	-	39.00	9.88	35.49

802.11a_Nss1,(6Mbps)_4TX

5700MHz_TnomVnom

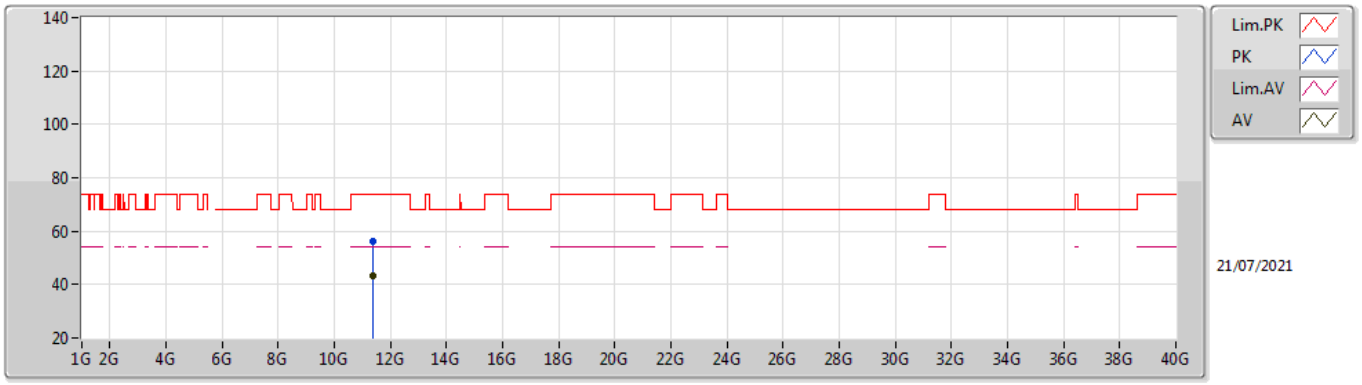

EUT Y_4TX
Setting 20
03-D-K-5

Type	Freq	Level	Limit	Margin	Raw	Dist	Condition	Azimuth	Height	Comment	AF	CL	PA
	(Hz)	(dBuV/m)	(dBuV/m)	(dB)	(dBuV)	(m)		(°)	(m)		(dB)	(dB)	(dB)
PK	11.40017G	55.96	74.00	-18.04	42.57	3	Horizontal	250	1.73	-	39.00	9.88	35.49
AV	11.40003G	43.12	54.00	-10.88	29.73	3	Horizontal	250	1.73	-	39.00	9.88	35.49

802.11a_Nss1,(6Mbps)_4TX

5720MHz Straddle 5.47-5.725GHz_TnomVnom

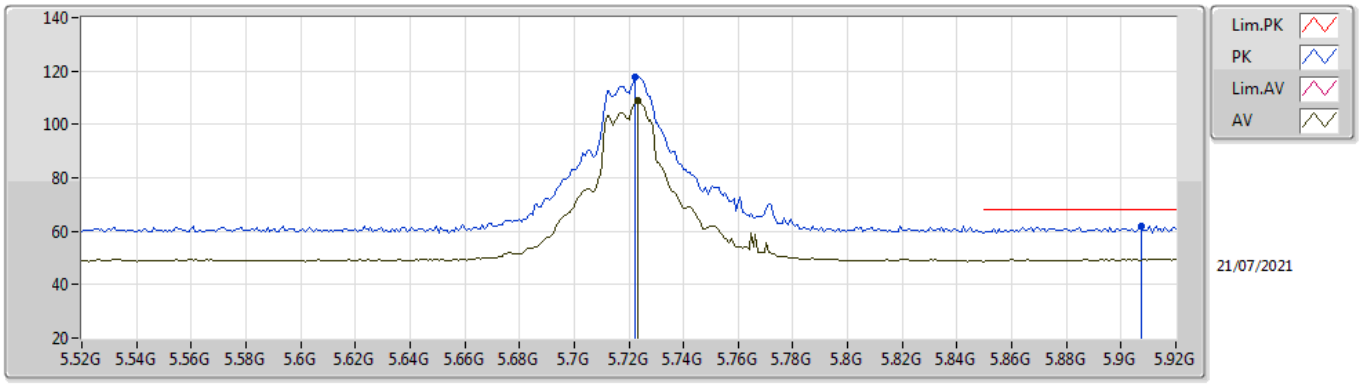

EUT Y_4TX
Setting 31
03-D-K-5-13

Type	Freq	Level	Limit	Margin	Raw	Dist	Condition	Azimuth	Height	Comment	AF	CL	PA
	(Hz)	(dBuV/m)	(dBuV/m)	(dB)	(dBuV)	(m)		(°)	(m)		(dB)	(dB)	(dB)
PK	5.7224G	117.96	Inf	-Inf	112.16	3	Vertical	353	1.69	-	34.40	6.86	35.46
AV	5.7232G	108.76	Inf	-Inf	102.96	3	Vertical	353	1.69	-	34.40	6.86	35.46
PK	5.9072G	62.03	68.20	-6.17	55.94	3	Vertical	353	1.69	-	34.69	6.95	35.55

802.11a_Nss1,(6Mbps)_4TX

5720MHz Straddle 5.47-5.725GHz_TnomVnom

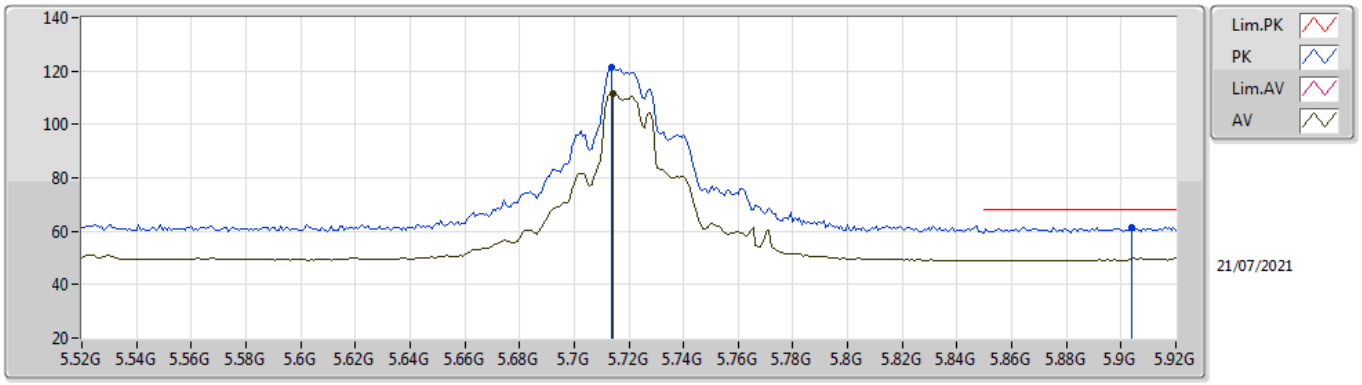

EUT Y_4TX
Setting 31
03-D-K-5-13

Type	Freq	Level	Limit	Margin	Raw	Dist	Condition	Azimuth	Height	Comment	AF	CL	PA
	(Hz)	(dBuV/m)	(dBuV/m)	(dB)	(dBuV)	(m)		(°)	(m)		(dB)	(dB)	(dB)
PK	5.7136G	121.35	Inf	-Inf	115.55	3	Horizontal	290	1.76	-	34.40	6.86	35.46
AV	5.7144G	111.49	Inf	-Inf	105.69	3	Horizontal	290	1.76	-	34.40	6.86	35.46
PK	5.904G	61.41	68.20	-6.79	55.32	3	Horizontal	290	1.76	-	34.69	6.95	35.55

802.11a_Nss1,(6Mbps)_4TX

5720MHz Straddle 5.47-5.725GHz_TnomVnom

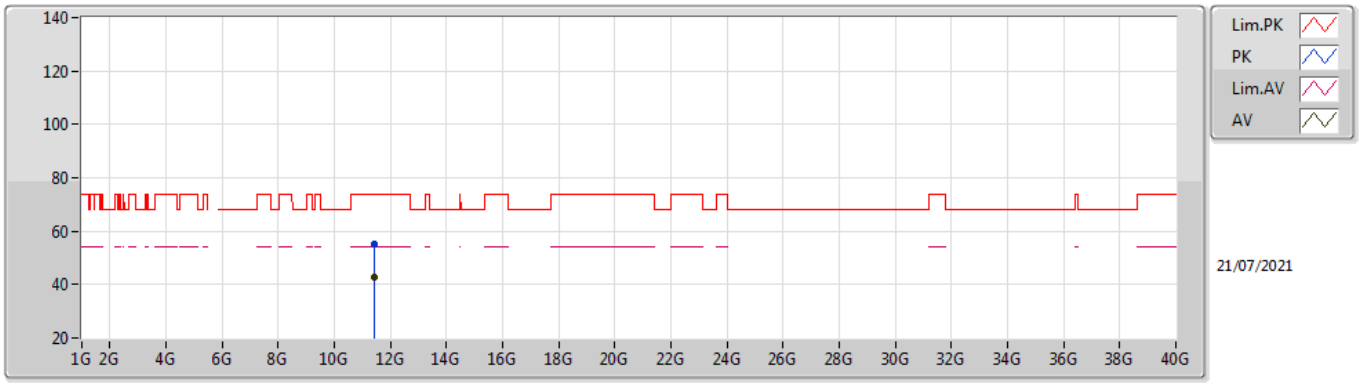

EUT Y_4TX
Setting 31
03-D-K-5

Type	Freq	Level	Limit	Margin	Raw	Dist	Condition	Azimuth	Height	Comment	AF	CL	PA
	(Hz)	(dBuV/m)	(dBuV/m)	(dB)	(dBuV)	(m)		(°)	(m)		(dB)	(dB)	(dB)
PK	11.43286G	55.14	74.00	-18.86	41.70	3	Vertical	11	2.63	-	39.07	9.89	35.52
AV	11.43994G	42.74	54.00	-11.26	29.30	3	Vertical	11	2.63	-	39.08	9.89	35.53

802.11a_Nss1,(6Mbps)_4TX

5720MHz Straddle 5.47-5.725GHz_TnomVnom

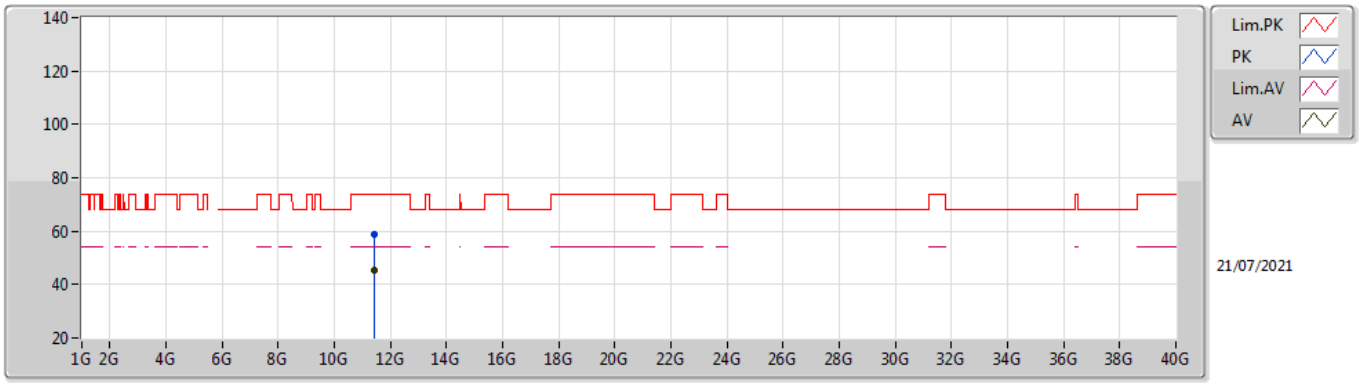

EUT Y_4TX
Setting 31
03-D-K-5

Type	Freq	Level	Limit	Margin	Raw	Dist	Condition	Azimuth	Height	Comment	AF	CL	PA
	(Hz)	(dBuV/m)	(dBuV/m)	(dB)	(dBuV)	(m)		(°)	(m)		(dB)	(dB)	(dB)
PK	11.43352G	58.63	74.00	-15.37	45.20	3	Horizontal	0	1.80	-	39.07	9.89	35.53
AV	11.4334G	45.30	54.00	-8.70	31.87	3	Horizontal	0	1.80	-	39.07	9.89	35.53

802.11ax HEW20_Nss1,(MCS0)_4TX

5260MHz_TnomVnom

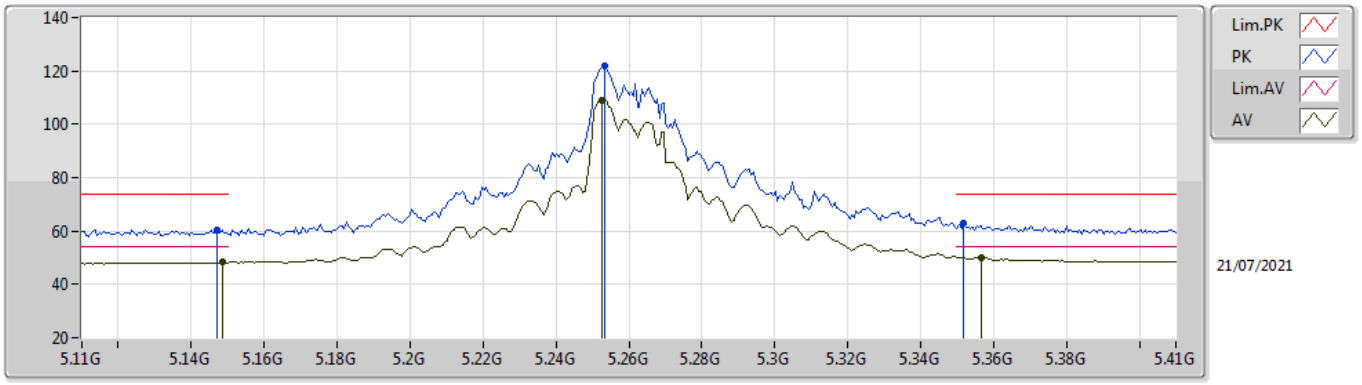

EUT Y_4TX
Setting 29.5
03-D-K-5-13

Type	Freq	Level	Limit	Margin	Raw	Dist	Condition	Azimuth	Height	Comment	AF	CL	PA
	(Hz)	(dBuV/m)	(dBuV/m)	(dB)	(dBuV)	(m)		(°)	(m)		(dB)	(dB)	(dB)
PK	5.1472G	60.41	74.00	-13.59	55.23	3	Vertical	2	1.84	-	34.09	6.43	35.34
AV	5.1484G	48.19	54.00	-5.81	43.01	3	Vertical	2	1.84	-	34.09	6.43	35.34
PK	5.2534G	121.79	Inf	-Inf	116.49	3	Vertical	2	1.84	-	34.21	6.43	35.34
AV	5.2528G	108.96	Inf	-Inf	103.66	3	Vertical	2	1.84	-	34.21	6.43	35.34
PK	5.3518G	63.06	74.00	-10.94	57.32	3	Vertical	2	1.84	-	34.60	6.48	35.34
AV	5.3566G	50.11	54.00	-3.89	44.38	3	Vertical	2	1.84	-	34.59	6.48	35.34

802.11ax HEW20_Nss1,(MCS0)_4TX

5260MHz_TnomVnom

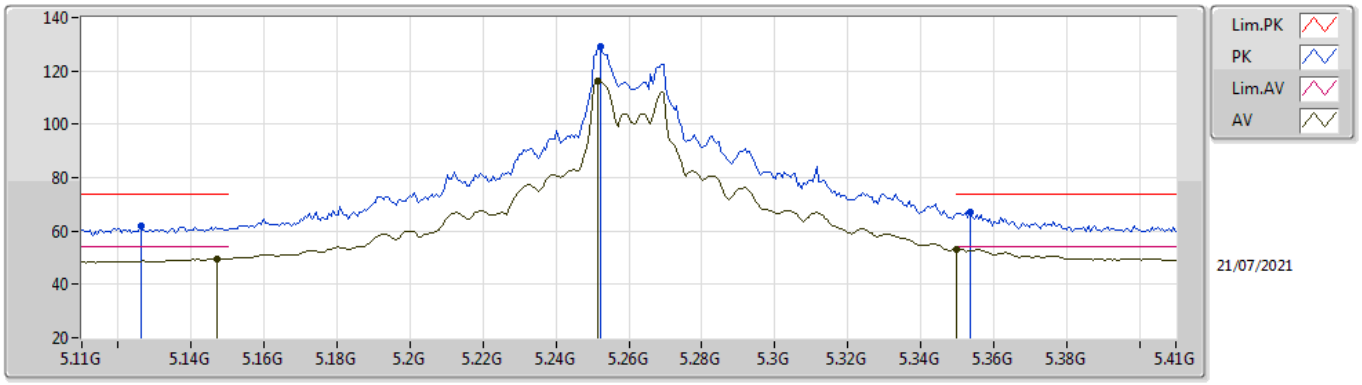

EUT Y_4TX
Setting 29.5
03-D-K-5-13

Type	Freq	Level	Limit	Margin	Raw	Dist	Condition	Azimuth	Height	Comment	AF	CL	PA
	(Hz)	(dBuV/m)	(dBuV/m)	(dB)	(dBuV)	(m)		(°)	(m)		(dB)	(dB)	(dB)
PK	5.1262G	61.78	74.00	-12.22	56.68	3	Horizontal	262	1.45	-	34.00	6.44	35.34
AV	5.1472G	49.44	54.00	-4.56	44.26	3	Horizontal	262	1.45	-	34.09	6.43	35.34
PK	5.2522G	129.32	Inf	-Inf	124.02	3	Horizontal	262	1.45	-	34.21	6.43	35.34
AV	5.2516G	116.00	Inf	-Inf	110.70	3	Horizontal	262	1.45	-	34.21	6.43	35.34
PK	5.3536G	67.23	74.00	-6.77	61.50	3	Horizontal	262	1.45	-	34.59	6.48	35.34
AV	5.35G	53.32	54.00	-0.68	47.58	3	Horizontal	262	1.45	-	34.60	6.48	35.34

802.11ax HEW20_Nss1,(MCS0)_4TX

5260MHz_TnomVnom

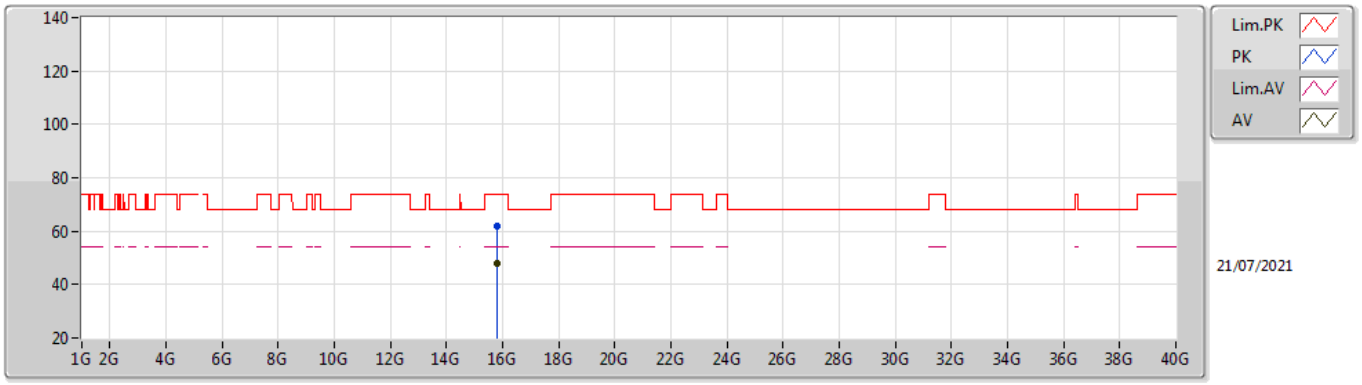

EUT Y_4TX
Setting 29.5
03-D-K-5

Type	Freq	Level	Limit	Margin	Raw	Dist	Condition	Azimuth	Height	Comment	AF	CL	PA
	(Hz)	(dBuV/m)	(dBuV/m)	(dB)	(dBuV)	(m)		(°)	(m)		(dB)	(dB)	(dB)
PK	15.7848G	61.86	74.00	-12.14	47.66	3	Vertical	174	1.80	-	37.92	11.89	35.61
AV	15.78516G	47.90	54.00	-6.10	33.71	3	Vertical	174	1.80	-	37.91	11.89	35.61

802.11ax HEW20_Nss1,(MCS0)_4TX

5260MHz_TnomVnom

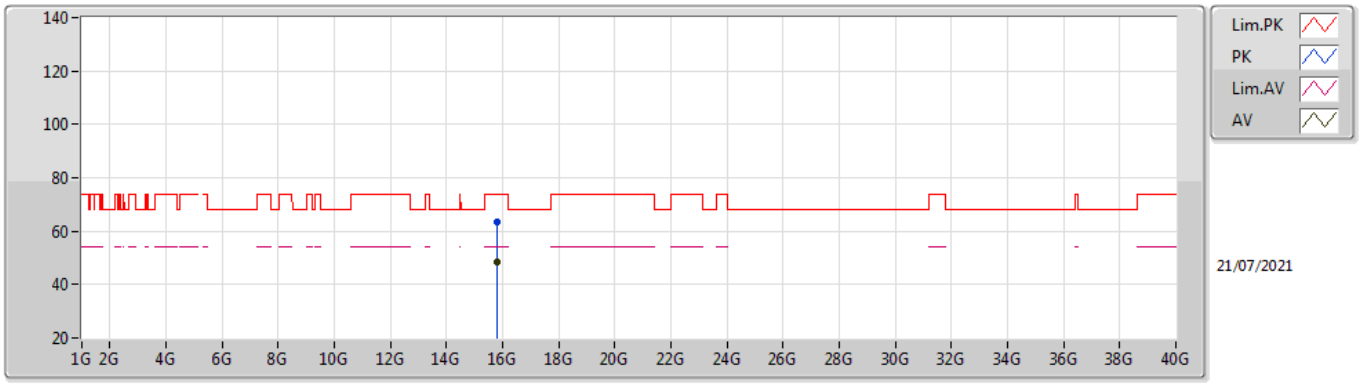

EUT Y_4TX
Setting 29.5
03-D-K-5

Type	Freq	Level	Limit	Margin	Raw	Dist	Condition	Azimuth	Height	Comment	AF	CL	PA
	(Hz)	(dBuV/m)	(dBuV/m)	(dB)	(dBuV)	(m)		(°)	(m)		(dB)	(dB)	(dB)
PK	15.78G	63.29	74.00	-10.71	49.09	3	Horizontal	93	2.61	-	37.92	11.89	35.61
AV	15.77946G	48.44	54.00	-5.56	34.23	3	Horizontal	93	2.61	-	37.92	11.89	35.60

802.11ax HEW20_Nss1,(MCS0)_4TX

5300MHz_TnomVnom

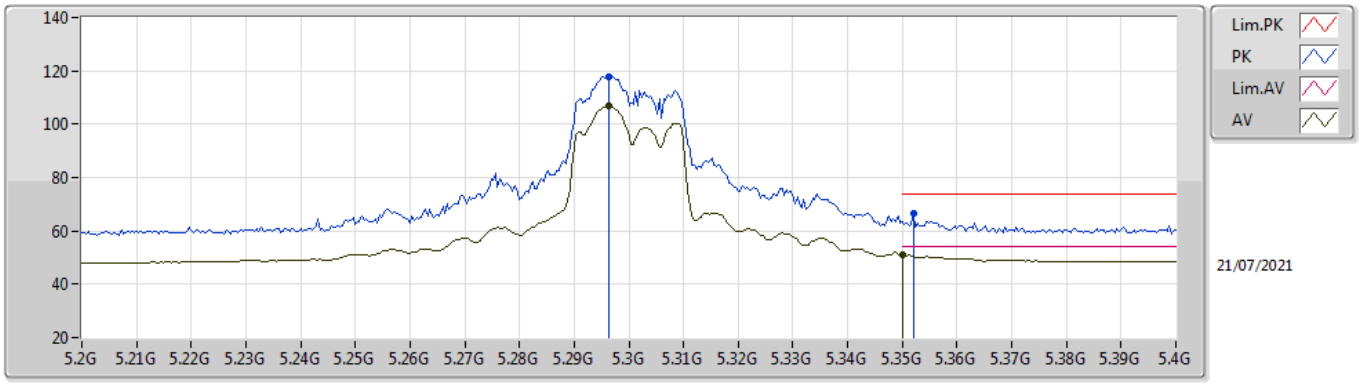

EUT Y_4TX
Setting 24.5
03-D-K-5-13

Type	Freq	Level	Limit	Margin	Raw	Dist	Condition	Azimuth	Height	Comment	AF	CL	PA
	(Hz)	(dBuV/m)	(dBuV/m)	(dB)	(dBuV)	(m)		(°)	(m)		(dB)	(dB)	(dB)
PK	5.2964G	118.01	Inf	-Inf	112.51	3	Vertical	350	1.80	-	34.39	6.45	35.34
AV	5.2964G	106.78	Inf	-Inf	101.28	3	Vertical	350	1.80	-	34.39	6.45	35.34
PK	5.352G	66.59	74.00	-7.41	60.85	3	Vertical	350	1.80	-	34.60	6.48	35.34
AV	5.35G	51.29	54.00	-2.71	45.55	3	Vertical	350	1.80	-	34.60	6.48	35.34

802.11ax HEW20_Nss1,(MCS0)_4TX

5300MHz_TnomVnom

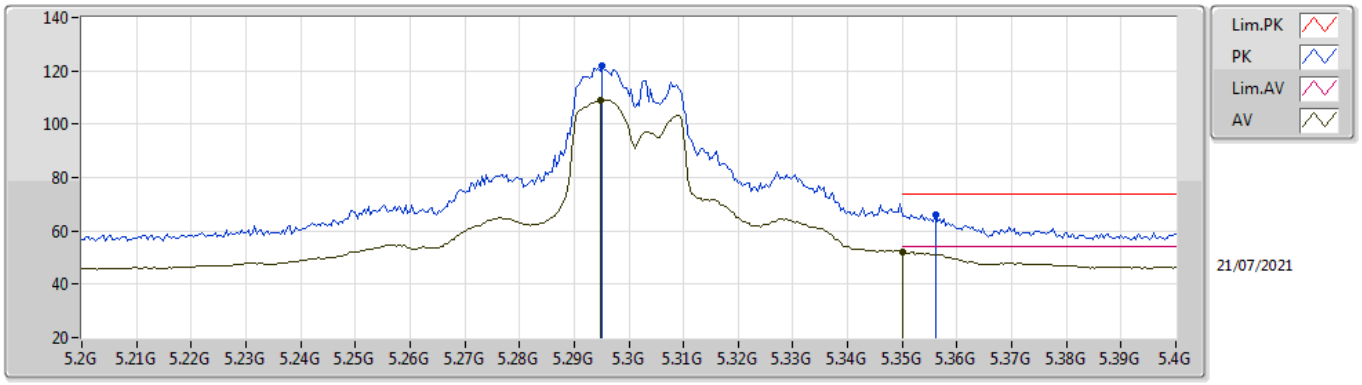

EUT Y_4TX
Setting 24.5
03-D-K-5-13

Type	Freq	Level	Limit	Margin	Raw	Dist	Condition	Azimuth	Height	Comment	AF	CL	PA
	(Hz)	(dBuV/m)	(dBuV/m)	(dB)	(dBuV)	(m)		(°)	(m)		(dB)	(dB)	(dB)
PK	5.2952G	121.79	Inf	-Inf	116.30	3	Horizontal	224	1.67	-	34.38	6.45	35.34
AV	5.2948G	108.96	Inf	-Inf	103.47	3	Horizontal	224	1.67	-	34.38	6.45	35.34
PK	5.356G	66.21	74.00	-7.79	60.48	3	Horizontal	224	1.67	-	34.59	6.48	35.34
AV	5.35G	52.28	54.00	-1.72	46.54	3	Horizontal	224	1.67	-	34.60	6.48	35.34

802.11ax HEW20_Nss1,(MCS0)_4TX

5300MHz_TnomVnom

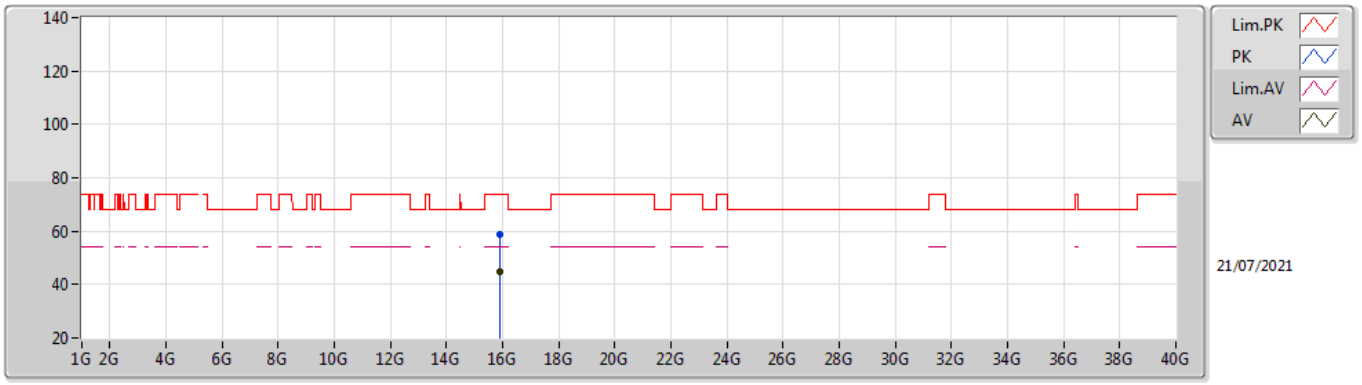

EUT Y_4TX
Setting 24.5
03-D-K-5

Type	Freq	Level	Limit	Margin	Raw	Dist	Condition	Azimuth	Height	Comment	AF	CL	PA
	(Hz)	(dBuV/m)	(dBuV/m)	(dB)	(dBuV)	(m)		(°)	(m)		(dB)	(dB)	(dB)
PK	15.89998G	58.65	74.00	-15.35	45.01	3	Vertical	135	1.39	-	37.40	11.95	35.71
AV	15.90008G	44.71	54.00	-9.29	31.07	3	Vertical	135	1.39	-	37.40	11.95	35.71

802.11ax HEW20_Nss1,(MCS0)_4TX

5300MHz_TnomVnom

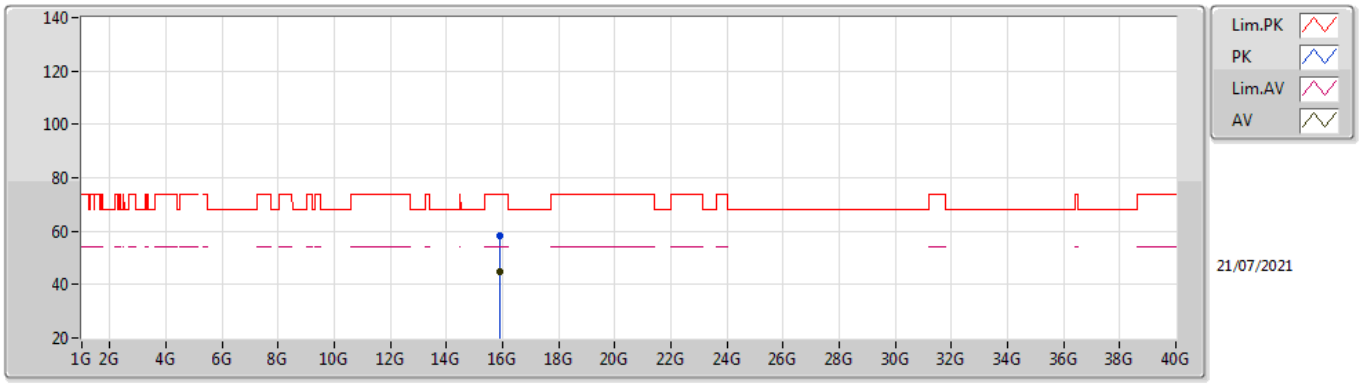

EUT Y_4TX
Setting 24.5
03-D-K-5

Type	Freq	Level	Limit	Margin	Raw	Dist	Condition	Azimuth	Height	Comment	AF	CL	PA
	(Hz)	(dBuV/m)	(dBuV/m)	(dB)	(dBuV)	(m)		(°)	(m)		(dB)	(dB)	(dB)
PK	15.89646G	58.16	74.00	-15.84	44.49	3	Horizontal	3	1.96	-	37.42	11.95	35.70
AV	15.90154G	44.77	54.00	-9.23	31.13	3	Horizontal	3	1.96	-	37.40	11.95	35.71

802.11ax HEW20_Nss1,(MCS0)_4TX

5320MHz_TnomVnom

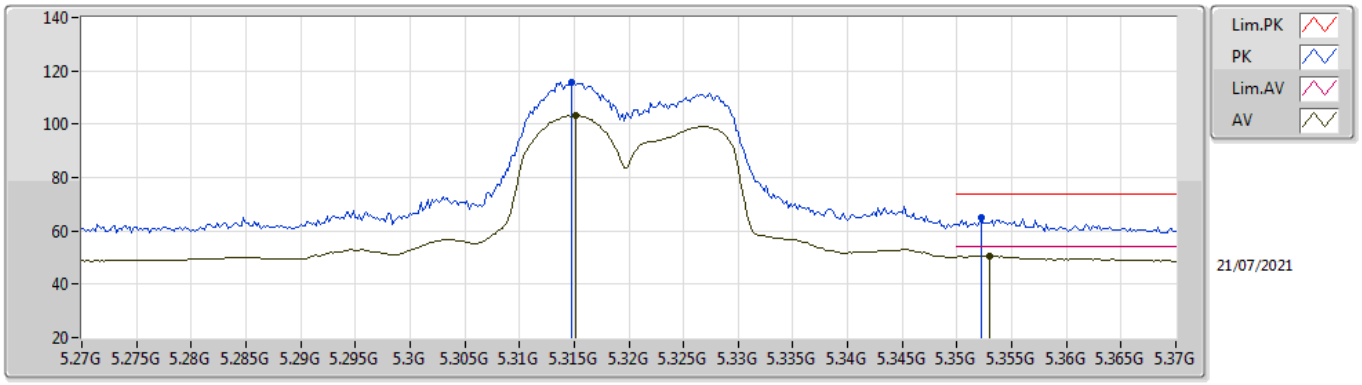

EUT Y_4TX
Setting 20
03-D-K-5-13

Type	Freq	Level	Limit	Margin	Raw	Dist	Condition	Azimuth	Height	Comment	AF	CL	PA
	(Hz)	(dBuV/m)	(dBuV/m)	(dB)	(dBuV)	(m)		(°)	(m)		(dB)	(dB)	(dB)
PK	5.3148G	115.93	Inf	-Inf	110.35	3	Vertical	144	1.94	-	34.46	6.46	35.34
AV	5.3152G	103.08	Inf	-Inf	97.50	3	Vertical	144	1.94	-	34.46	6.46	35.34
PK	5.3522G	65.23	74.00	-8.77	59.49	3	Vertical	144	1.94	-	34.60	6.48	35.34
AV	5.353G	50.75	54.00	-3.25	45.02	3	Vertical	144	1.94	-	34.59	6.48	35.34

802.11ax HEW20_Nss1,(MCS0)_4TX

5320MHz_TnomVnom

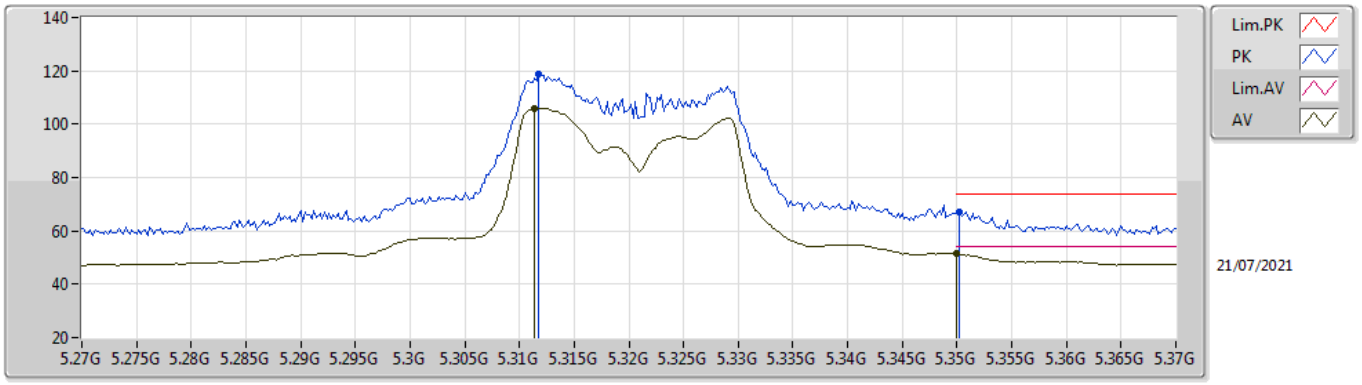

EUT Y_4TX
Setting 20
03-D-K-5-13

Type	Freq	Level	Limit	Margin	Raw	Dist	Condition	Azimuth	Height	Comment	AF	CL	PA
	(Hz)	(dBuV/m)	(dBuV/m)	(dB)	(dBuV)	(m)		(°)	(m)		(dB)	(dB)	(dB)
PK	5.3118G	118.96	Inf	-Inf	113.39	3	Horizontal	266	1.50	-	34.45	6.46	35.34
AV	5.3114G	105.87	Inf	-Inf	100.30	3	Horizontal	266	1.50	-	34.45	6.46	35.34
PK	5.3502G	67.13	74.00	-6.87	61.39	3	Horizontal	266	1.50	-	34.60	6.48	35.34
AV	5.35G	51.55	54.00	-2.45	45.81	3	Horizontal	266	1.50	-	34.60	6.48	35.34

802.11ax HEW20_Nss1,(MCS0)_4TX

5320MHz_TnomVnom

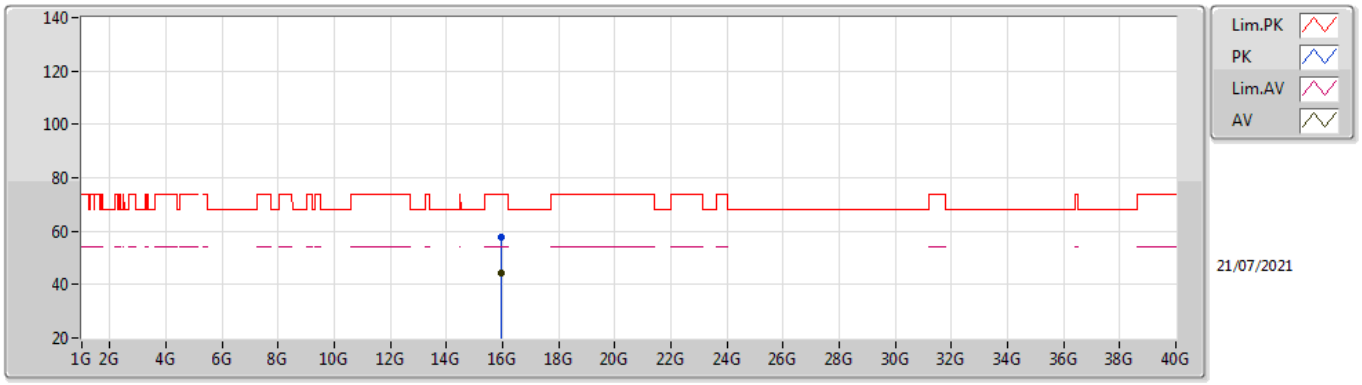

EUT Y_4TX
Setting 20
03-D-K-5

Type	Freq	Level	Limit	Margin	Raw	Dist	Condition	Azimuth	Height	Comment	AF	CL	PA
	(Hz)	(dBuV/m)	(dBuV/m)	(dB)	(dBuV)	(m)		(°)	(m)		(dB)	(dB)	(dB)
PK	15.96254G	57.61	74.00	-16.39	43.93	3	Vertical	182	1.37	-	37.46	11.98	35.76
AV	15.96384G	44.51	54.00	-9.49	30.83	3	Vertical	182	1.37	-	37.46	11.98	35.76

802.11ax HEW20_Nss1,(MCS0)_4TX

5320MHz_TnomVnom

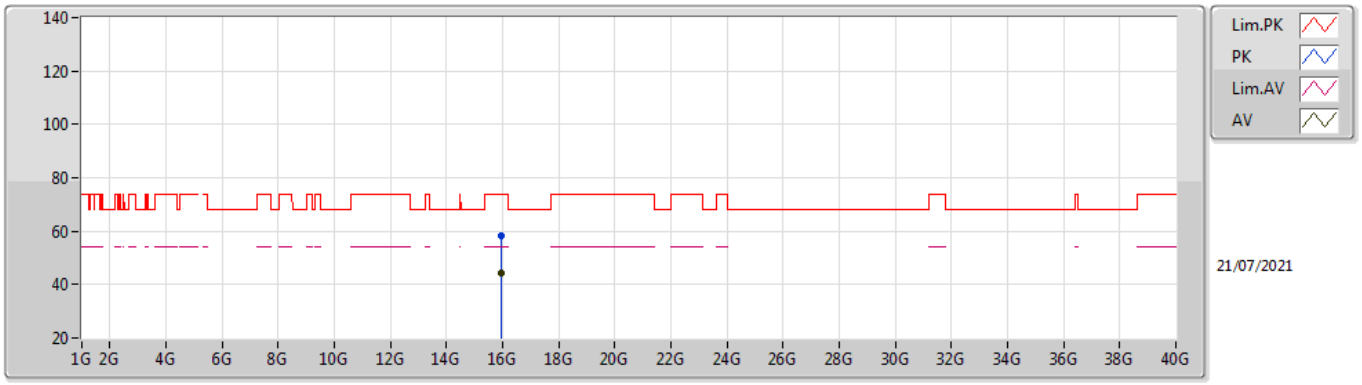

EUT Y_4TX
Setting 20
03-D-K-5

Type	Freq	Level	Limit	Margin	Raw	Dist	Condition	Azimuth	Height	Comment	AF	CL	PA
	(Hz)	(dBuV/m)	(dBuV/m)	(dB)	(dBuV)	(m)		(°)	(m)		(dB)	(dB)	(dB)
PK	15.96234G	58.12	74.00	-15.88	44.44	3	Horizontal	333	1.65	-	37.46	11.98	35.76
AV	15.955G	44.43	54.00	-9.57	30.75	3	Horizontal	333	1.65	-	37.45	11.98	35.75

802.11ax HEW20_Nss1,(MCS0)_4TX

5500MHz_TnomVnom

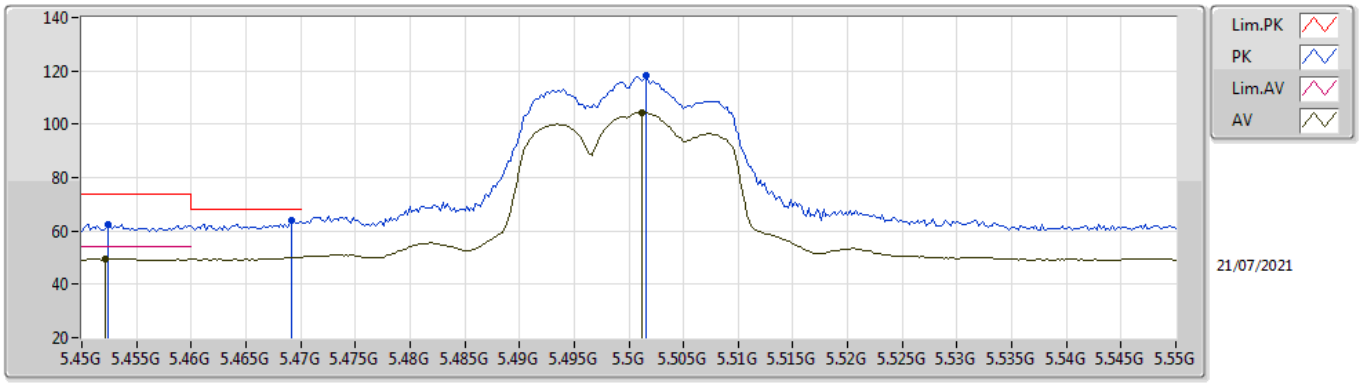

EUT Y_4TX
Setting 20.5
03-D-K-5-13

Type	Freq	Level	Limit	Margin	Raw	Dist	Condition	Azimuth	Height	Comment	AF	CL	PA
	(Hz)	(dBuV/m)	(dBuV/m)	(dB)	(dBuV)	(m)		(°)	(m)		(dB)	(dB)	(dB)
PK	5.4524G	62.38	74.00	-11.62	56.45	3	Vertical	345	1.98	-	34.70	6.58	35.35
AV	5.4522G	49.47	54.00	-4.53	43.54	3	Vertical	345	1.98	-	34.70	6.58	35.35
PK	5.4692G	64.18	68.20	-4.02	58.27	3	Vertical	345	1.98	-	34.66	6.60	35.35
PK	5.5016G	118.18	Inf	-Inf	112.28	3	Vertical	345	1.98	-	34.60	6.65	35.35
AV	5.5012G	104.56	Inf	-Inf	98.66	3	Vertical	345	1.98	-	34.60	6.65	35.35

802.11ax HEW20_Nss1,(MCS0)_4TX

5500MHz_TnomVnom

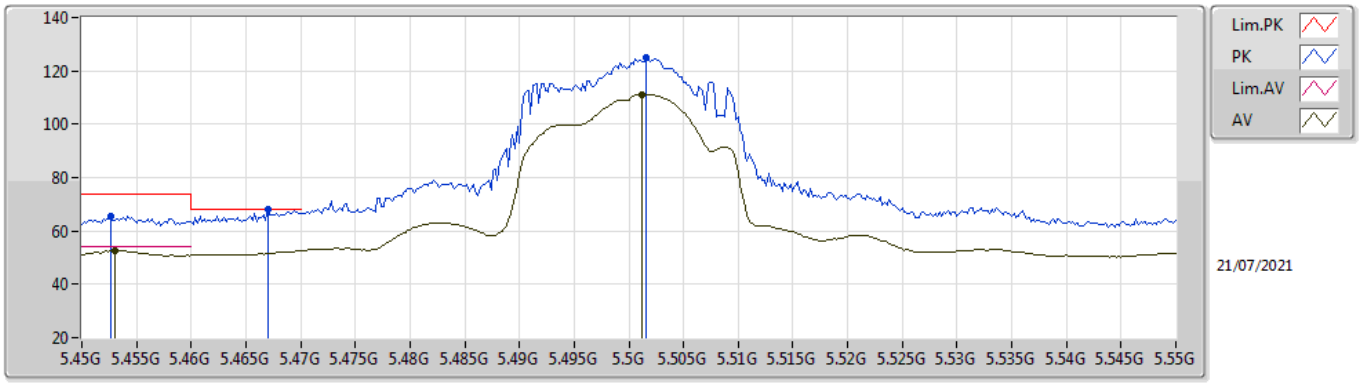

EUT Y_4TX
Setting 20.5
03-D-K-5-13

Type	Freq	Level	Limit	Margin	Raw	Dist	Condition	Azimuth	Height	Comment	AF	CL	PA
	(Hz)	(dBuV/m)	(dBuV/m)	(dB)	(dBuV)	(m)		(°)	(m)		(dB)	(dB)	(dB)
PK	5.4526G	65.58	74.00	-8.42	59.66	3	Horizontal	268	1.40	-	34.69	6.58	35.35
AV	5.453G	52.51	54.00	-1.49	46.59	3	Horizontal	268	1.40	-	34.69	6.58	35.35
PK	5.467G	68.17	68.20	-0.03	62.25	3	Horizontal	268	1.40	-	34.67	6.60	35.35
PK	5.5016G	125.06	Inf	-Inf	119.16	3	Horizontal	268	1.40	-	34.60	6.65	35.35
AV	5.5012G	111.29	Inf	-Inf	105.39	3	Horizontal	268	1.40	-	34.60	6.65	35.35

802.11ax HEW20_Nss1,(MCS0)_4TX

5500MHz_TnomVnom

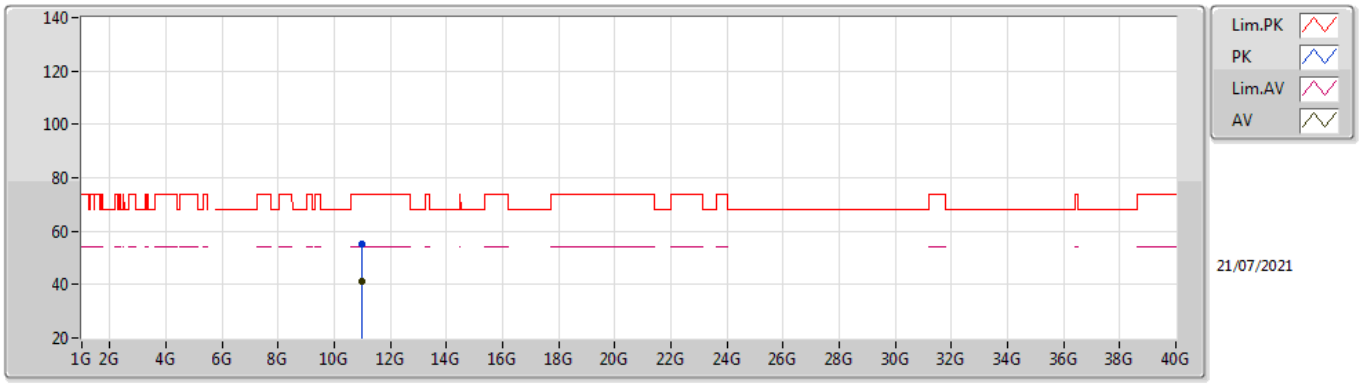

EUT Y_4TX
Setting 20.5
03-D-K-5

Type	Freq	Level	Limit	Margin	Raw	Dist	Condition	Azimuth	Height	Comment	AF	CL	PA
	(Hz)	(dBuV/m)	(dBuV/m)	(dB)	(dBuV)	(m)		(°)	(m)		(dB)	(dB)	(dB)
PK	11.00012G	55.15	74.00	-18.85	41.79	3	Vertical	142	2.06	-	38.60	9.80	35.04
AV	10.99556G	41.20	54.00	-12.80	27.84	3	Vertical	142	2.06	-	38.60	9.80	35.04

802.11ax HEW20_Nss1,(MCS0)_4TX

5500MHz_TnomVnom

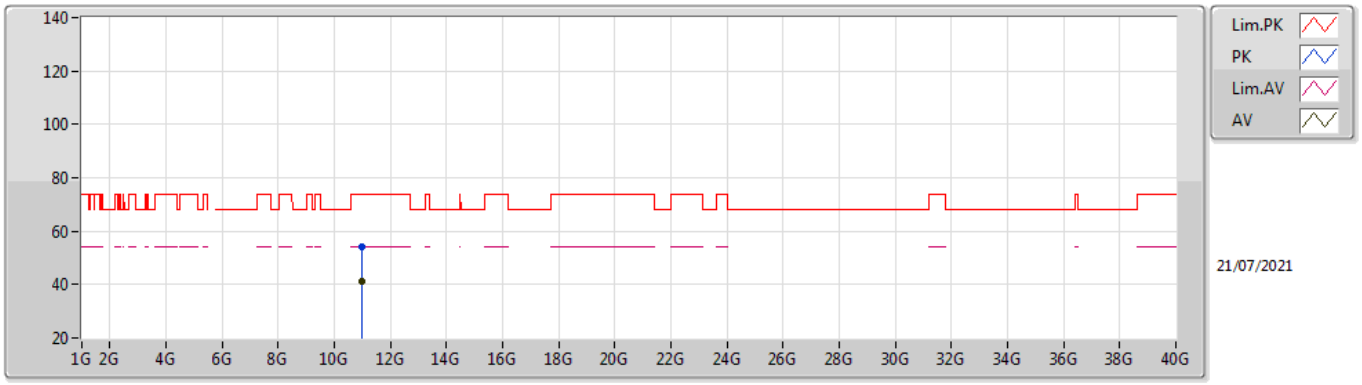

EUT Y_4TX
Setting 20.5
03-D-K-5

Type	Freq	Level	Limit	Margin	Raw	Dist	Condition	Azimuth	Height	Comment	AF	CL	PA
	(Hz)	(dBuV/m)	(dBuV/m)	(dB)	(dBuV)	(m)		(°)	(m)		(dB)	(dB)	(dB)
PK	10.99568G	54.39	74.00	-19.61	41.03	3	Horizontal	314	1.84	-	38.60	9.80	35.04
AV	11.00032G	41.25	54.00	-12.75	27.89	3	Horizontal	314	1.84	-	38.60	9.80	35.04

802.11ax HEW20_Nss1,(MCS0)_4TX

5580MHz_TnomVnom

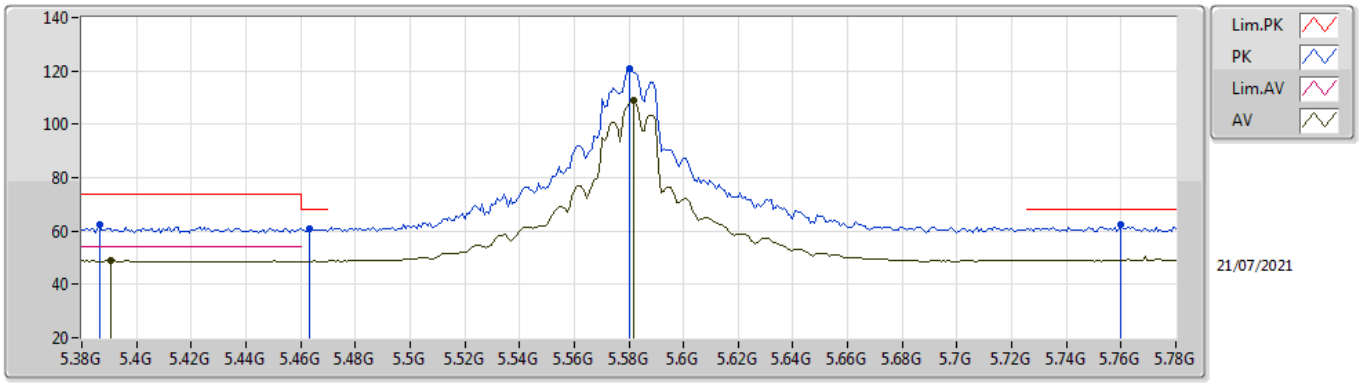

EUT Y_4TX
Setting 31
03-D-K-5-13

Type	Freq	Level	Limit	Margin	Raw	Dist	Condition	Azimuth	Height	Comment	AF	CL	PA
	(Hz)	(dBuV/m)	(dBuV/m)	(dB)	(dBuV)	(m)		(°)	(m)		(dB)	(dB)	(dB)
PK	5.3864G	62.22	74.00	-11.78	56.55	3	Vertical	0	1.84	-	34.53	6.49	35.35
AV	5.3904G	49.09	54.00	-4.91	43.42	3	Vertical	0	1.84	-	34.52	6.50	35.35
PK	5.4632G	60.80	68.20	-7.40	54.89	3	Vertical	0	1.84	-	34.67	6.59	35.35
PK	5.58G	120.88	Inf	-Inf	115.02	3	Vertical	0	1.84	-	34.48	6.77	35.39
AV	5.5816G	108.78	Inf	-Inf	102.93	3	Vertical	0	1.84	-	34.47	6.77	35.39
PK	5.76G	62.45	68.20	-5.75	56.65	3	Vertical	0	1.84	-	34.40	6.88	35.48

802.11ax HEW20_Nss1,(MCS0)_4TX

5580MHz_TnomVnom

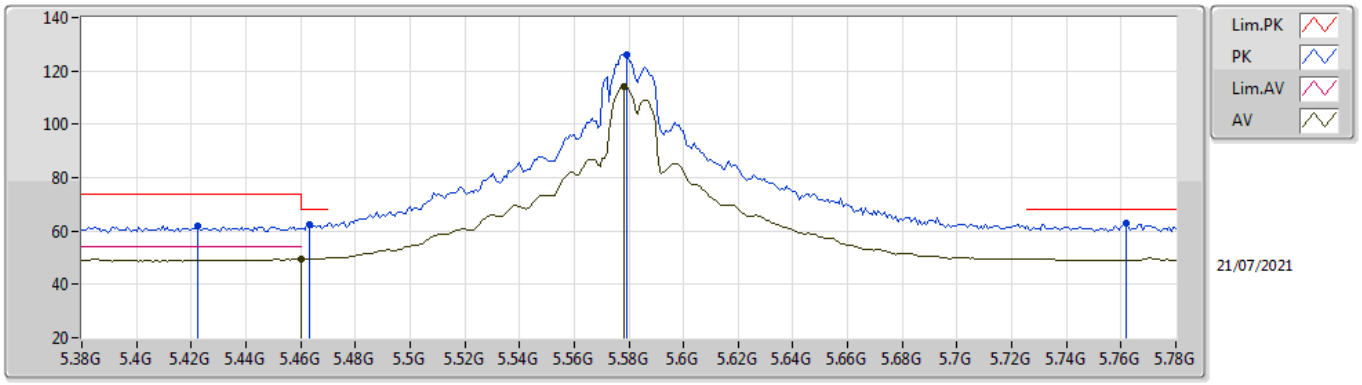

EUT Y_4TX
Setting 31
03-D-K-5-13

Type	Freq	Level	Limit	Margin	Raw	Dist	Condition	Azimuth	Height	Comment	AF	CL	PA
	(Hz)	(dBuV/m)	(dBuV/m)	(dB)	(dBuV)	(m)		(°)	(m)		(dB)	(dB)	(dB)
PK	5.4224G	61.94	74.00	-12.06	56.17	3	Horizontal	270	2.47	-	34.59	6.53	35.35
PK	5.4632G	62.36	68.20	-5.84	56.45	3	Horizontal	270	2.47	-	34.67	6.59	35.35
AV	5.46G	49.52	54.00	-4.48	43.60	3	Horizontal	270	2.47	-	34.68	6.59	35.35
PK	5.5792G	126.25	Inf	-Inf	120.39	3	Horizontal	270	2.47	-	34.48	6.77	35.39
AV	5.5784G	114.23	Inf	-Inf	108.36	3	Horizontal	270	2.47	-	34.49	6.77	35.39
PK	5.7616G	62.69	68.20	-5.51	56.89	3	Horizontal	270	2.47	-	34.40	6.88	35.48

802.11ax HEW20_Nss1,(MCS0)_4TX

5580MHz_TnomVnom

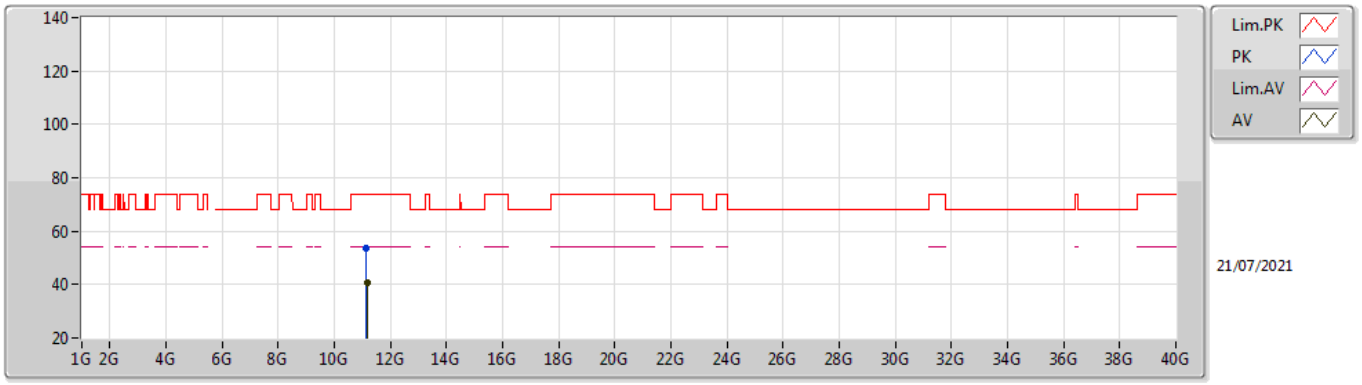

EUT Y_4TX
Setting 31
03-D-K-5

Type	Freq	Level	Limit	Margin	Raw	Dist	Condition	Azimuth	Height	Comment	AF	CL	PA
	(Hz)	(dBuV/m)	(dBuV/m)	(dB)	(dBuV)	(m)		(°)	(m)		(dB)	(dB)	(dB)
PK	11.15064G	53.74	74.00	-20.26	40.37	3	Vertical	64	2.15	-	38.75	9.83	35.21
AV	11.1735G	40.69	54.00	-13.31	27.32	3	Vertical	64	2.15	-	38.77	9.83	35.23

802.11ax HEW20_Nss1,(MCS0)_4TX

5580MHz_TnomVnom

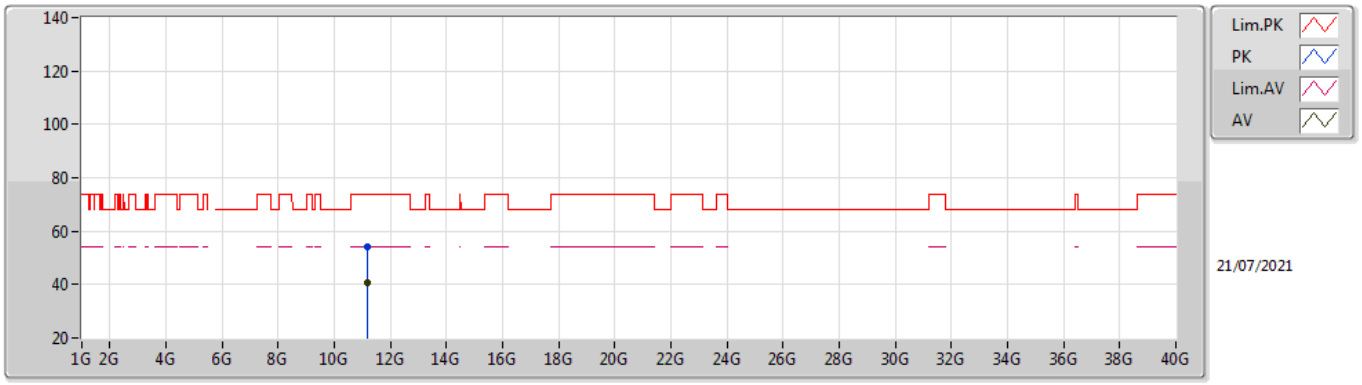

EUT Y_4TX
Setting 31
03-D-K-5

Type	Freq	Level	Limit	Margin	Raw	Dist	Condition	Azimuth	Height	Comment	AF	CL	PA
	(Hz)	(dBuV/m)	(dBuV/m)	(dB)	(dBuV)	(m)		(°)	(m)		(dB)	(dB)	(dB)
PK	11.16954G	53.89	74.00	-20.11	40.52	3	Horizontal	114	1.36	-	38.77	9.83	35.23
AV	11.17398G	40.66	54.00	-13.34	27.29	3	Horizontal	114	1.36	-	38.77	9.83	35.23

802.11ax HEW20_Nss1,(MCS0)_4TX

5700MHz_TnomVnom

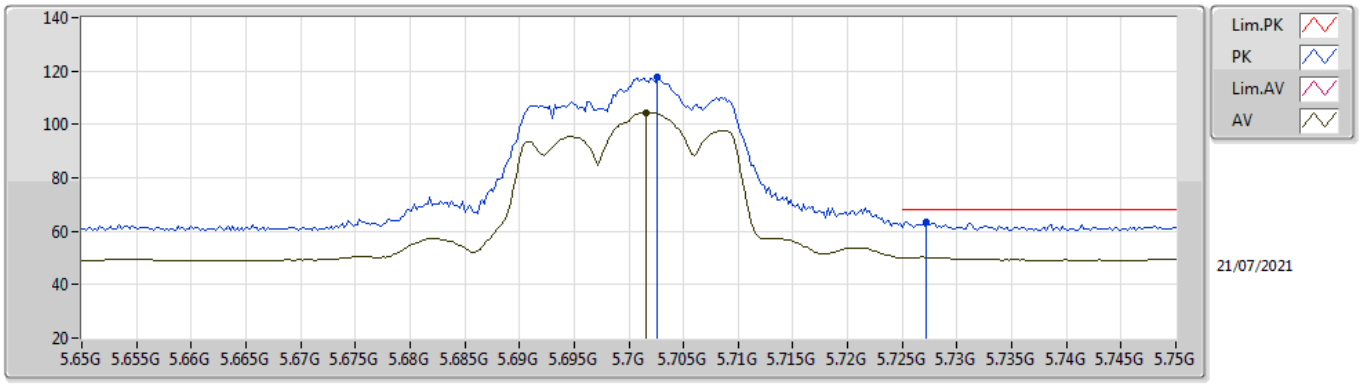

EUT Y_4TX
Setting 18
03-D-K-5-13

Type	Freq	Level	Limit	Margin	Raw	Dist	Condition	Azimuth	Height	Comment	AF	CL	PA
	(Hz)	(dBuV/m)	(dBuV/m)	(dB)	(dBuV)	(m)		(°)	(m)		(dB)	(dB)	(dB)
PK	5.7026G	117.57	Inf	-Inf	111.77	3	Vertical	23	1.93	-	34.40	6.85	35.45
AV	5.7016G	104.52	Inf	-Inf	98.72	3	Vertical	23	1.93	-	34.40	6.85	35.45
PK	5.7272G	63.29	68.20	-4.91	57.49	3	Vertical	23	1.93	-	34.40	6.86	35.46

802.11ax HEW20_Nss1,(MCS0)_4TX

5700MHz_TnomVnom

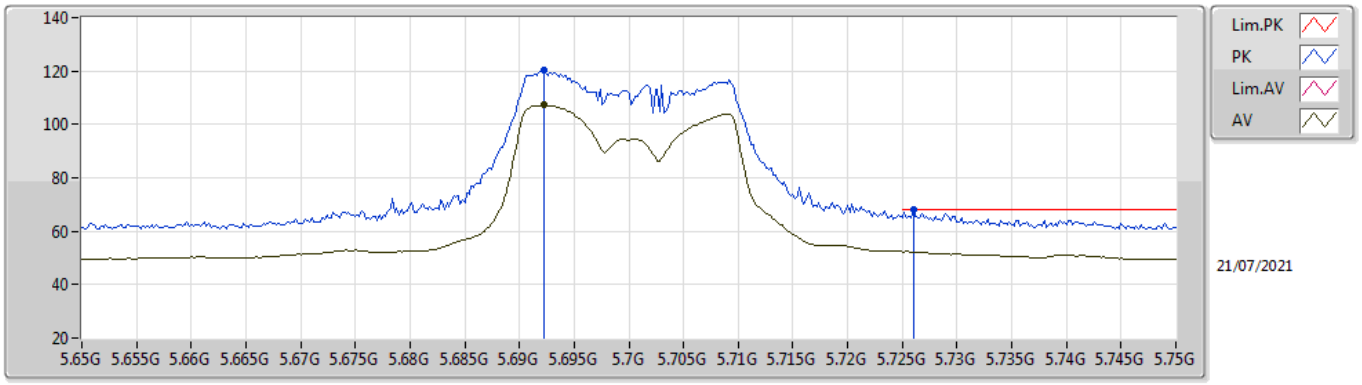

EUT Y_4TX
Setting 18
03-D-K-5-13

Type	Freq	Level	Limit	Margin	Raw	Dist	Condition	Azimuth	Height	Comment	AF	CL	PA
	(Hz)	(dBuV/m)	(dBuV/m)	(dB)	(dBuV)	(m)		(°)	(m)		(dB)	(dB)	(dB)
PK	5.6922G	120.26	Inf	-Inf	114.46	3	Horizontal	267	1.54	-	34.40	6.85	35.45
AV	5.6922G	107.23	Inf	-Inf	101.43	3	Horizontal	267	1.54	-	34.40	6.85	35.45
PK	5.726G	67.93	68.20	-0.27	62.13	3	Horizontal	267	1.54	-	34.40	6.86	35.46

802.11ax HEW20_Nss1,(MCS0)_4TX

5700MHz_TnomVnom

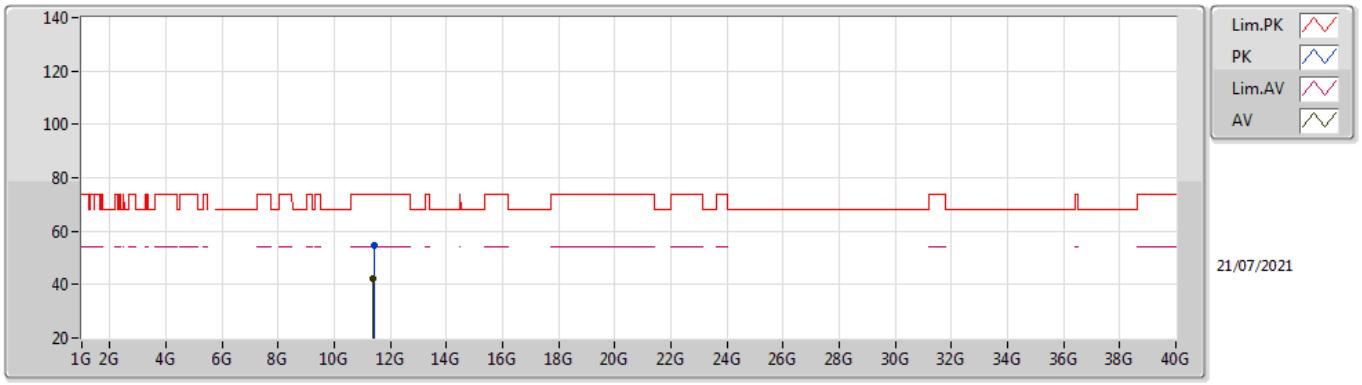

EUT Y_4TX
Setting 18
03-D-K-5

Type	Freq	Level	Limit	Margin	Raw	Dist	Condition	Azimuth	Height	Comment	AF	CL	PA
	(Hz)	(dBuV/m)	(dBuV/m)	(dB)	(dBuV)	(m)		(°)	(m)		(dB)	(dB)	(dB)
PK	11.40608G	54.41	74.00	-19.59	41.01	3	Vertical	148	1.53	-	39.01	9.88	35.49
AV	11.39996G	42.04	54.00	-11.96	28.65	3	Vertical	148	1.53	-	39.00	9.88	35.49

802.11ax HEW20_Nss1,(MCS0)_4TX

5700MHz_TnomVnom

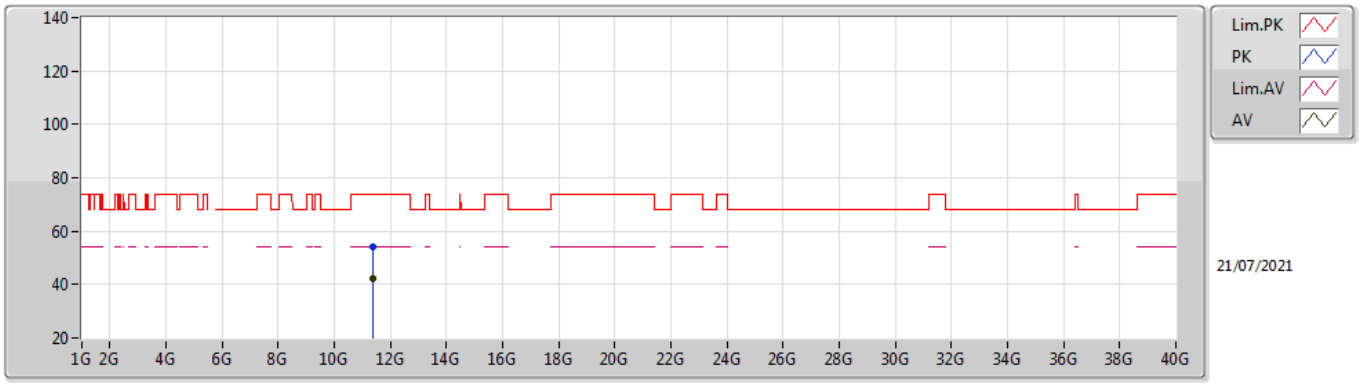

EUT Y_4TX
Setting 18
03-D-K-5

Type	Freq	Level	Limit	Margin	Raw	Dist	Condition	Azimuth	Height	Comment	AF	CL	PA
	(Hz)	(dBuV/m)	(dBuV/m)	(dB)	(dBuV)	(m)		(°)	(m)		(dB)	(dB)	(dB)
PK	11.3994G	54.32	74.00	-19.68	40.93	3	Horizontal	207	2.21	-	39.00	9.88	35.49
AV	11.39988G	42.05	54.00	-11.95	28.66	3	Horizontal	207	2.21	-	39.00	9.88	35.49

802.11ax HEW20_Nss1,(MCS0)_4TX

5720MHz Straddle 5.47-5.725GHz_TnomVnom

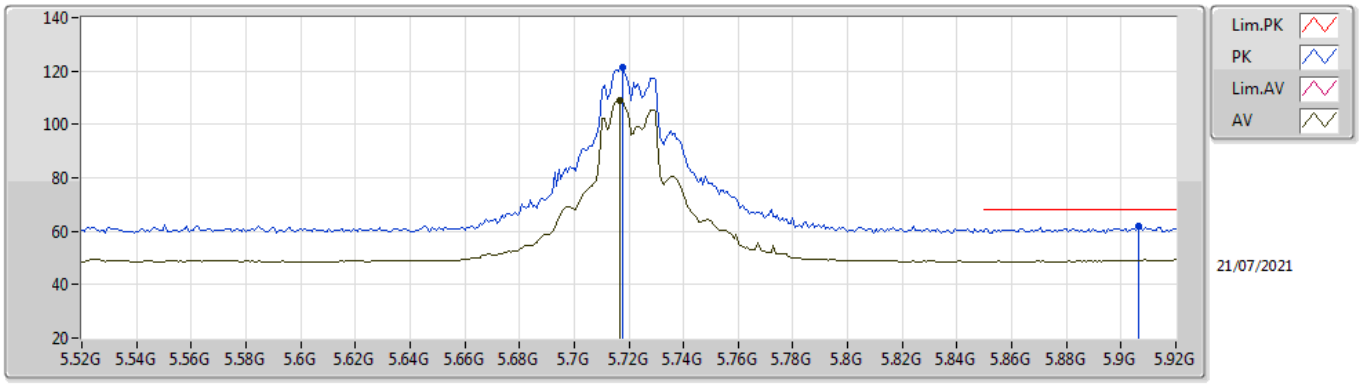

EUT Y_4TX
Setting 31
03-D-K-5-13

Type	Freq	Level	Limit	Margin	Raw	Dist	Condition	Azimuth	Height	Comment	AF	CL	PA
	(Hz)	(dBuV/m)	(dBuV/m)	(dB)	(dBuV)	(m)		(°)	(m)		(dB)	(dB)	(dB)
PK	5.7176G	121.63	Inf	-Inf	115.83	3	Vertical	346	1.87	-	34.40	6.86	35.46
AV	5.7168G	109.03	Inf	-Inf	103.23	3	Vertical	346	1.87	-	34.40	6.86	35.46
PK	5.9064G	62.07	68.20	-6.13	55.98	3	Vertical	346	1.87	-	34.69	6.95	35.55

802.11ax HEW20_Nss1,(MCS0)_4TX

5720MHz Straddle 5.47-5.725GHz_TnomVnom

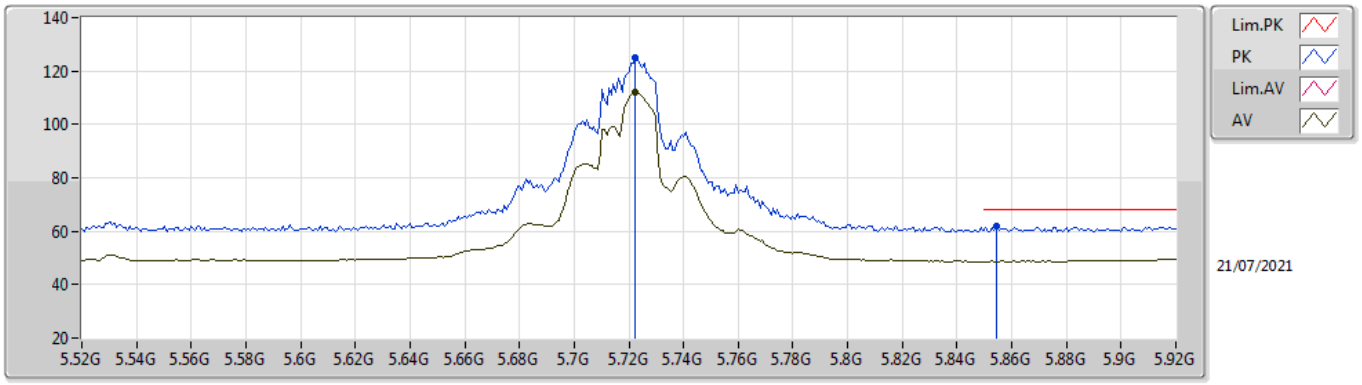

EUT Y_4TX
Setting 31
03-D-K-5-13

Type	Freq	Level	Limit	Margin	Raw	Dist	Condition	Azimuth	Height	Comment	AF	CL	PA
	(Hz)	(dBuV/m)	(dBuV/m)	(dB)	(dBuV)	(m)		(°)	(m)		(dB)	(dB)	(dB)
PK	5.7224G	124.87	Inf	-Inf	119.07	3	Horizontal	284	1.98	-	34.40	6.86	35.46
AV	5.7224G	112.06	Inf	-Inf	106.26	3	Horizontal	284	1.98	-	34.40	6.86	35.46
PK	5.8544G	61.70	68.20	-6.50	55.87	3	Horizontal	284	1.98	-	34.43	6.93	35.53

802.11ax HEW20_Nss1,(MCS0)_4TX

5720MHz Straddle 5.47-5.725GHz_TnomVnom

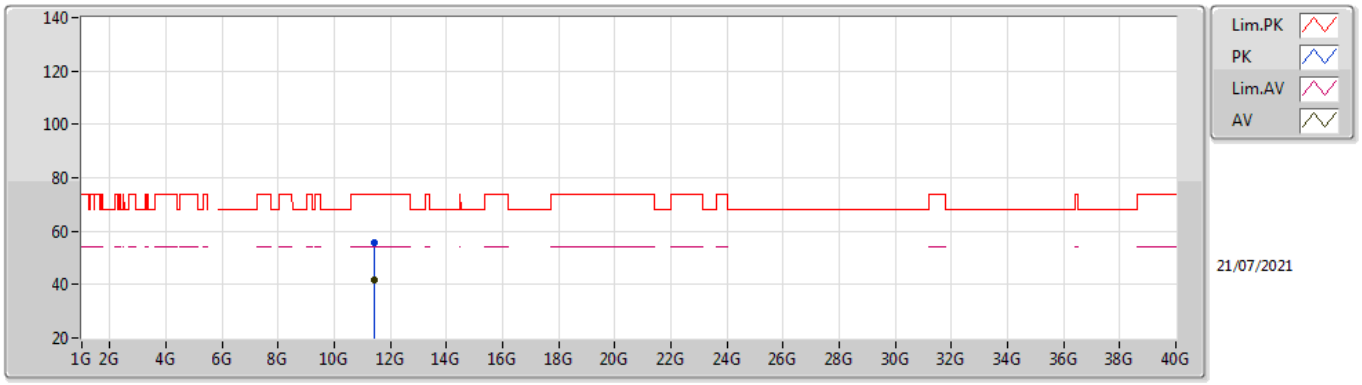

EUT Y_4TX
Setting 31
03-D-K-5

Type	Freq	Level	Limit	Margin	Raw	Dist	Condition	Azimuth	Height	Comment	AF	CL	PA
	(Hz)	(dBuV/m)	(dBuV/m)	(dB)	(dBuV)	(m)		(°)	(m)		(dB)	(dB)	(dB)
PK	11.44128G	55.48	74.00	-18.52	42.04	3	Vertical	120	2.84	-	39.08	9.89	35.53
AV	11.43976G	41.72	54.00	-12.28	28.28	3	Vertical	120	2.84	-	39.08	9.89	35.53

802.11ax HEW20_Nss1,(MCS0)_4TX

5720MHz Straddle 5.47-5.725GHz_TnomVnom

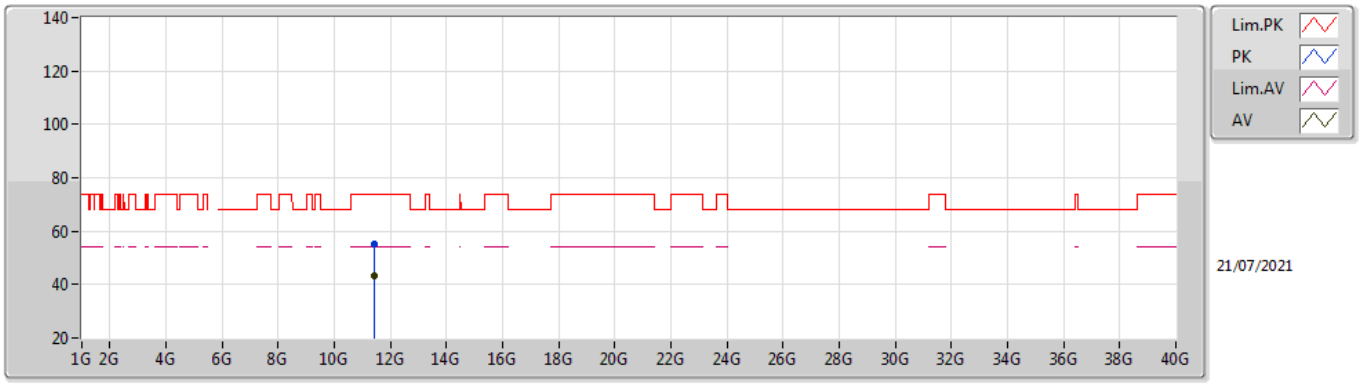

EUT Y_4TX
Setting 31
03-D-K-5

Type	Freq	Level	Limit	Margin	Raw	Dist	Condition	Azimuth	Height	Comment	AF	CL	PA
	(Hz)	(dBuV/m)	(dBuV/m)	(dB)	(dBuV)	(m)		(°)	(m)		(dB)	(dB)	(dB)
PK	11.44408G	55.28	74.00	-18.72	41.84	3	Horizontal	258	2.36	-	39.09	9.89	35.54
AV	11.44512G	43.02	54.00	-10.98	29.58	3	Horizontal	258	2.36	-	39.09	9.89	35.54

802.11ax HEW40_Nss1,(MCS0)_4TX

5270MHz_TnomVnom

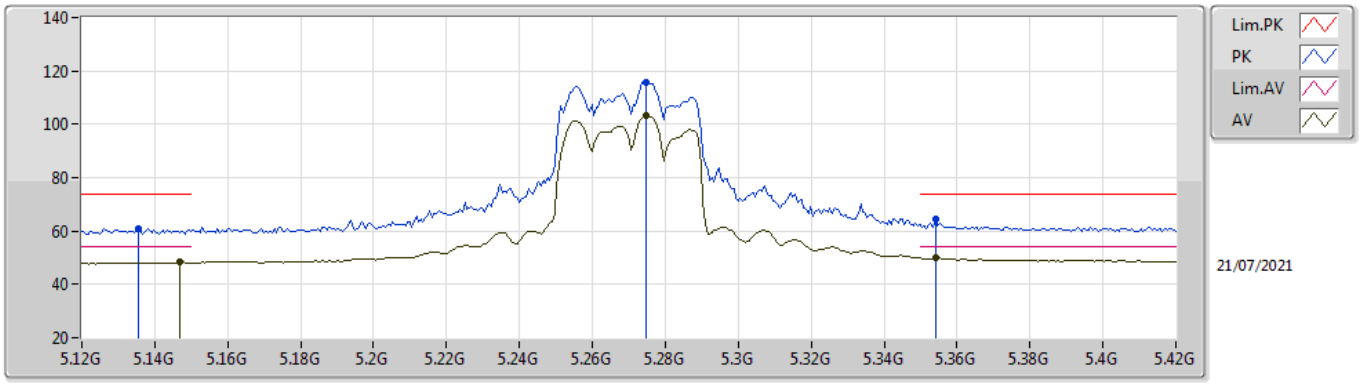

EUT Y_4TX
Setting 23
03-D-K-5-13

Type	Freq	Level	Limit	Margin	Raw	Dist	Condition	Azimuth	Height	Comment	AF	CL	PA
	(Hz)	(dBuV/m)	(dBuV/m)	(dB)	(dBuV)	(m)		(°)	(m)		(dB)	(dB)	(dB)
PK	5.1356G	61.06	74.00	-12.94	55.93	3	Vertical	144	1.98	-	34.04	6.43	35.34
AV	5.147G	48.24	54.00	-5.76	43.06	3	Vertical	144	1.98	-	34.09	6.43	35.34
PK	5.2748G	115.93	Inf	-Inf	110.53	3	Vertical	144	1.98	-	34.30	6.44	35.34
AV	5.2748G	103.39	Inf	-Inf	97.99	3	Vertical	144	1.98	-	34.30	6.44	35.34
PK	5.354G	64.25	74.00	-9.75	58.52	3	Vertical	144	1.98	-	34.59	6.48	35.34
AV	5.354G	49.90	54.00	-4.10	44.17	3	Vertical	144	1.98	-	34.59	6.48	35.34

802.11ax HEW40_Nss1,(MCS0)_4TX

5270MHz_TnomVnom

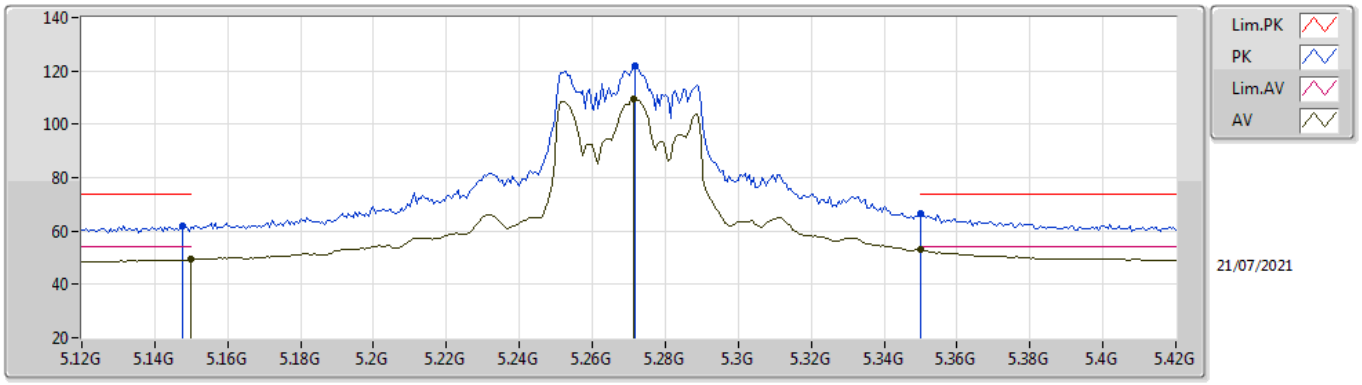

EUT Y_4TX
Setting 23
03-D-K-5-13

Type	Freq	Level	Limit	Margin	Raw	Dist	Condition	Azimuth	Height	Comment	AF	CL	PA
	(Hz)	(dBuV/m)	(dBuV/m)	(dB)	(dBuV)	(m)		(°)	(m)		(dB)	(dB)	(dB)
PK	5.1476G	62.03	74.00	-11.97	56.85	3	Horizontal	261	1.59	-	34.09	6.43	35.34
AV	5.15G	49.24	54.00	-4.76	44.05	3	Horizontal	261	1.59	-	34.10	6.43	35.34
PK	5.2718G	122.15	Inf	-Inf	116.76	3	Horizontal	261	1.59	-	34.29	6.44	35.34
AV	5.2712G	109.51	Inf	-Inf	104.13	3	Horizontal	261	1.59	-	34.28	6.44	35.34
PK	5.35G	66.78	74.00	-7.22	61.04	3	Horizontal	261	1.59	-	34.60	6.48	35.34
AV	5.35G	52.96	54.00	-1.04	47.22	3	Horizontal	261	1.59	-	34.60	6.48	35.34

802.11ax HEW40_Nss1,(MCS0)_4TX

5270MHz_TnomVnom

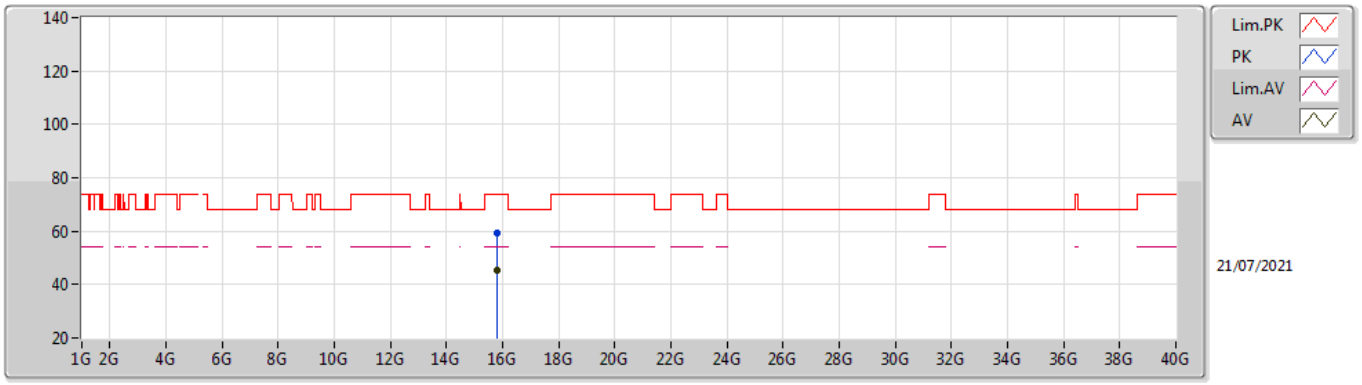

EUT Y_4TX
Setting 23
03-D-K-5

Type	Freq	Level	Limit	Margin	Raw	Dist	Condition	Azimuth	Height	Comment	AF	CL	PA
	(Hz)	(dBuV/m)	(dBuV/m)	(dB)	(dBuV)	(m)		(°)	(m)		(dB)	(dB)	(dB)
PK	15.81184G	59.09	74.00	-14.91	44.97	3	Vertical	134	2.70	-	37.84	11.91	35.63
AV	15.81424G	45.23	54.00	-8.77	31.12	3	Vertical	134	2.70	-	37.83	11.91	35.63

802.11ax HEW40_Nss1,(MCS0)_4TX

5270MHz_TnomVnom

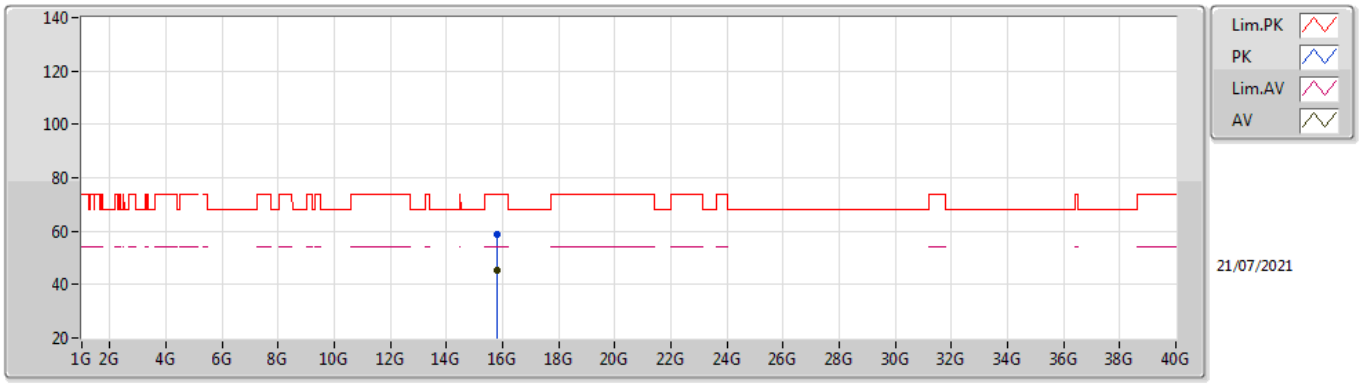

EUT Y_4TX
Setting 23
03-D-K-5

Type	Freq	Level	Limit	Margin	Raw	Dist	Condition	Azimuth	Height	Comment	AF	CL	PA
	(Hz)	(dBuV/m)	(dBuV/m)	(dB)	(dBuV)	(m)		(°)	(m)		(dB)	(dB)	(dB)
PK	15.81012G	58.73	74.00	-15.27	44.60	3	Horizontal	203	1.41	-	37.85	11.91	35.63
AV	15.81464G	45.17	54.00	-8.83	31.06	3	Horizontal	203	1.41	-	37.83	11.91	35.63

802.11ax HEW40_Nss1,(MCS0)_4TX

5310MHz_TnomVnom

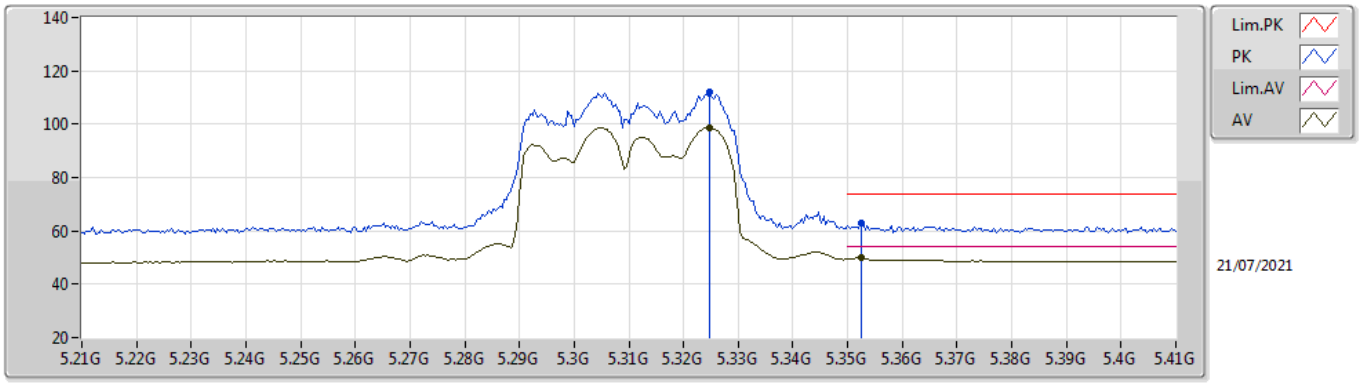

EUT Y_4TX
Setting 18
03-D-K-5-13

Type	Freq	Level	Limit	Margin	Raw	Dist	Condition	Azimuth	Height	Comment	AF	CL	PA
	(Hz)	(dBuV/m)	(dBuV/m)	(dB)	(dBuV)	(m)		(°)	(m)		(dB)	(dB)	(dB)
PK	5.3248G	111.85	Inf	-Inf	106.23	3	Vertical	132	2.08	-	34.50	6.46	35.34
AV	5.3248G	98.67	Inf	-Inf	93.05	3	Vertical	132	2.08	-	34.50	6.46	35.34
PK	5.3524G	63.17	74.00	-10.83	57.43	3	Vertical	132	2.08	-	34.60	6.48	35.34
AV	5.3524G	49.80	54.00	-4.20	44.06	3	Vertical	132	2.08	-	34.60	6.48	35.34

802.11ax HEW40_Nss1,(MCS0)_4TX

5310MHz_TnomVnom

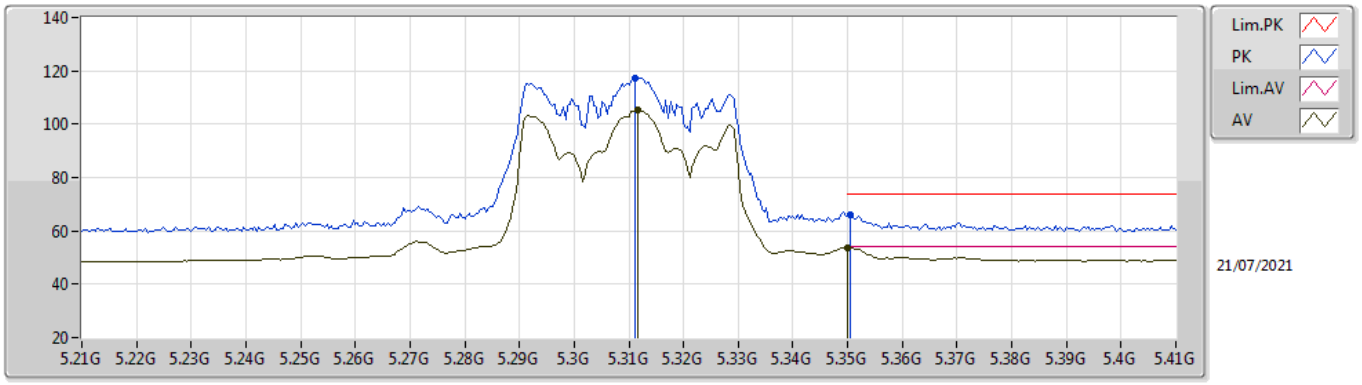

EUT Y_4TX
Setting 18
03-D-K-5-13

Type	Freq	Level	Limit	Margin	Raw	Dist	Condition	Azimuth	Height	Comment	AF	CL	PA
	(Hz)	(dBuV/m)	(dBuV/m)	(dB)	(dBuV)	(m)		(°)	(m)		(dB)	(dB)	(dB)
PK	5.3112G	117.49	Inf	-Inf	111.93	3	Horizontal	262	1.53	-	34.44	6.46	35.34
AV	5.3116G	105.17	Inf	-Inf	99.60	3	Horizontal	262	1.53	-	34.45	6.46	35.34
PK	5.3504G	66.21	74.00	-7.79	60.47	3	Horizontal	262	1.53	-	34.60	6.48	35.34
AV	5.35G	53.63	54.00	-0.37	47.89	3	Horizontal	262	1.53	-	34.60	6.48	35.34

802.11ax HEW40_Nss1,(MCS0)_4TX

5310MHz_TnomVnom

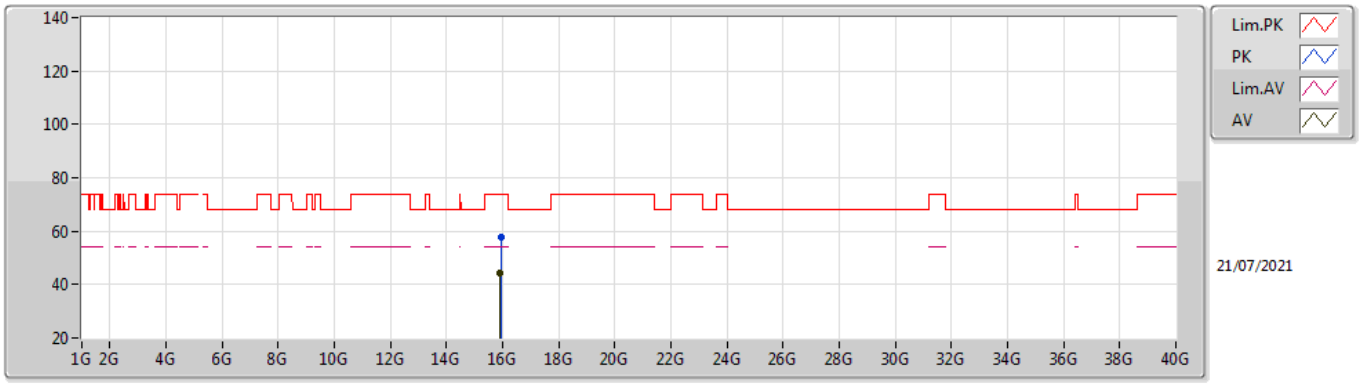

EUT Y_4TX
Setting 18
03-D-K-5

Type	Freq	Level	Limit	Margin	Raw	Dist	Condition	Azimuth	Height	Comment	AF	CL	PA
	(Hz)	(dBuV/m)	(dBuV/m)	(dB)	(dBuV)	(m)		(°)	(m)		(dB)	(dB)	(dB)
PK	15.9271G	57.81	74.00	-16.19	44.15	3	Vertical	232	1.08	-	37.43	11.96	35.73
AV	15.92524G	44.45	54.00	-9.55	30.79	3	Vertical	232	1.08	-	37.43	11.96	35.73

802.11ax HEW40_Nss1,(MCS0)_4TX

5310MHz_TnomVnom

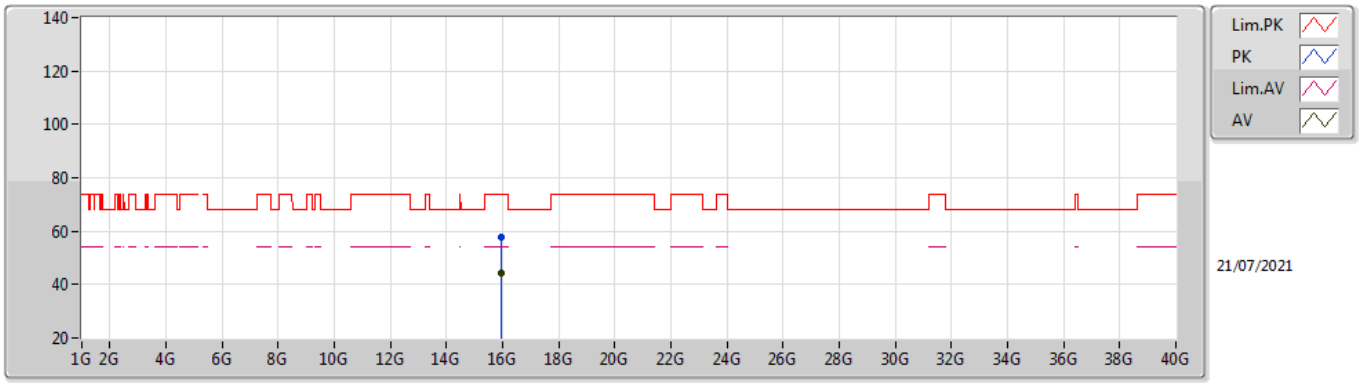

EUT Y_4TX
Setting 18
03-D-K-5

Type	Freq	Level	Limit	Margin	Raw	Dist	Condition	Azimuth	Height	Comment	AF	CL	PA
	(Hz)	(dBuV/m)	(dBuV/m)	(dB)	(dBuV)	(m)		(°)	(m)		(dB)	(dB)	(dB)
PK	15.93466G	57.84	74.00	-16.16	44.18	3	Horizontal	153	1.77	-	37.43	11.97	35.74
AV	15.92666G	44.54	54.00	-9.46	30.88	3	Horizontal	153	1.77	-	37.43	11.96	35.73

802.11ax HEW40_Nss1,(MCS0)_4TX

5510MHz_TnomVnom

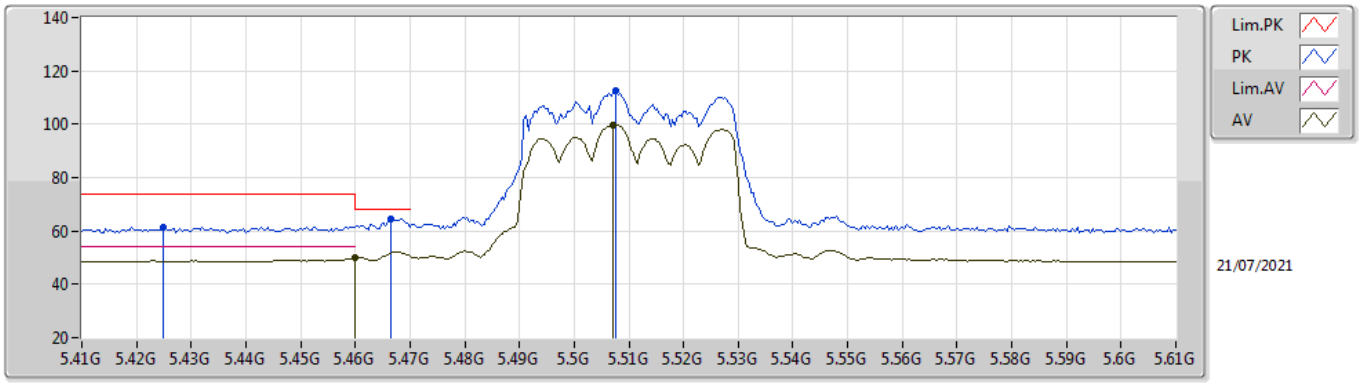

EUT Y_4TX
Setting 19.5
03-D-K-5-13

Type	Freq	Level	Limit	Margin	Raw	Dist	Condition	Azimuth	Height	Comment	AF	CL	PA
	(Hz)	(dBuV/m)	(dBuV/m)	(dB)	(dBuV)	(m)		(°)	(m)		(dB)	(dB)	(dB)
PK	5.4248G	61.63	74.00	-12.37	55.84	3	Vertical	345	1.80	-	34.60	6.54	35.35
PK	5.4664G	64.44	68.20	-3.76	58.52	3	Vertical	345	1.80	-	34.67	6.60	35.35
AV	5.46G	49.88	54.00	-4.12	43.96	3	Vertical	345	1.80	-	34.68	6.59	35.35
PK	5.5076G	112.35	Inf	-Inf	106.44	3	Vertical	345	1.80	-	34.60	6.66	35.35
AV	5.5072G	99.76	Inf	-Inf	93.85	3	Vertical	345	1.80	-	34.60	6.66	35.35

802.11ax HEW40_Nss1,(MCS0)_4TX

5510MHz_TnomVnom

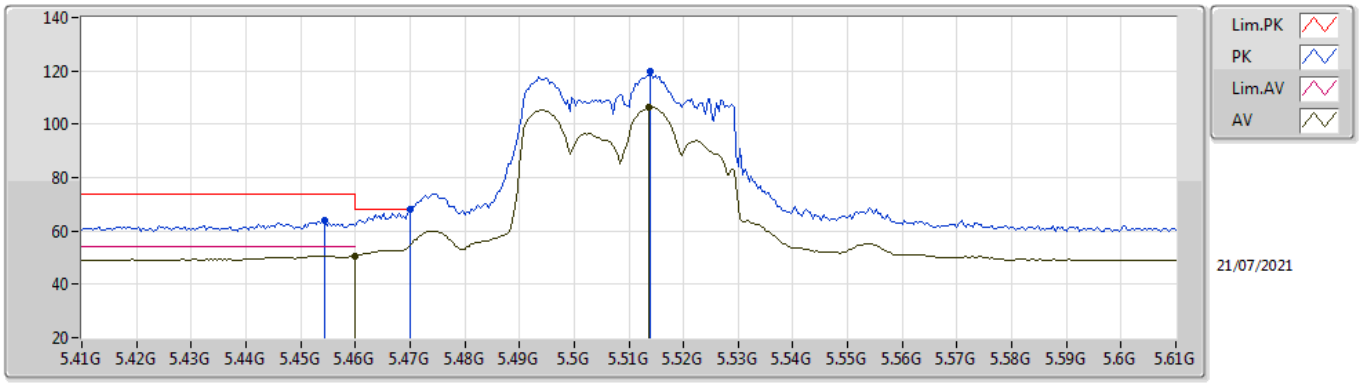

EUT Y_4TX
Setting 19.5
03-D-K-5-13

Type	Freq	Level	Limit	Margin	Raw	Dist	Condition	Azimuth	Height	Comment	AF	CL	PA
	(Hz)	(dBuV/m)	(dBuV/m)	(dB)	(dBuV)	(m)		(°)	(m)		(dB)	(dB)	(dB)
PK	5.4544G	63.78	74.00	-10.22	57.86	3	Horizontal	264	1.97	-	34.69	6.58	35.35
AV	5.46G	50.67	54.00	-3.33	44.75	3	Horizontal	264	1.97	-	34.68	6.59	35.35
PK	5.47G	67.93	68.20	-0.27	62.01	3	Horizontal	264	1.97	-	34.66	6.61	35.35
PK	5.514G	119.77	Inf	-Inf	113.86	3	Horizontal	264	1.97	-	34.60	6.67	35.36
AV	5.5136G	106.21	Inf	-Inf	100.30	3	Horizontal	264	1.97	-	34.60	6.67	35.36

802.11ax HEW40_Nss1,(MCS0)_4TX

5510MHz_TnomVnom

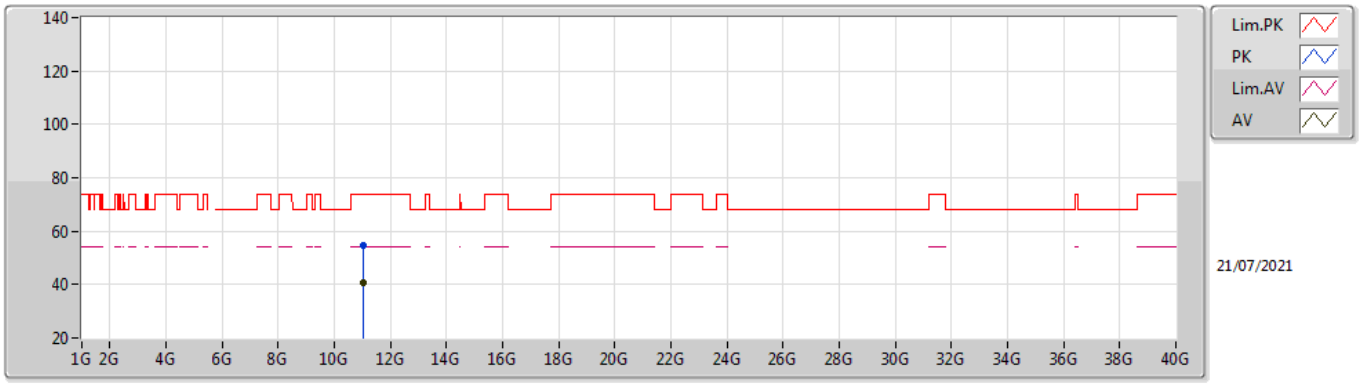

EUT Y_4TX
Setting 19.5
03-D-K-5

Type	Freq	Level	Limit	Margin	Raw	Dist	Condition	Azimuth	Height	Comment	AF	CL	PA
	(Hz)	(dBuV/m)	(dBuV/m)	(dB)	(dBuV)	(m)		(°)	(m)		(dB)	(dB)	(dB)
PK	11.0179G	54.56	74.00	-19.44	41.20	3	Vertical	93	2.09	-	38.62	9.80	35.06
AV	11.02162G	40.83	54.00	-13.17	27.47	3	Vertical	93	2.09	-	38.62	9.80	35.06

802.11ax HEW40_Nss1,(MCS0)_4TX

5510MHz_TnomVnom

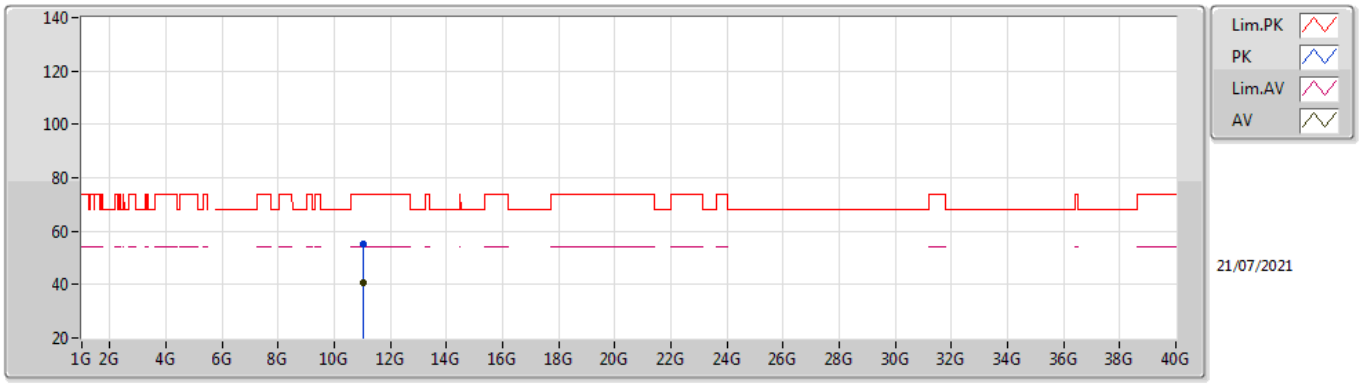

EUT Y_4TX
Setting 19.5
03-D-K-5

Type	Freq	Level	Limit	Margin	Raw	Dist	Condition	Azimuth	Height	Comment	AF	CL	PA
	(Hz)	(dBuV/m)	(dBuV/m)	(dB)	(dBuV)	(m)		(°)	(m)		(dB)	(dB)	(dB)
PK	11.01882G	55.30	74.00	-18.70	41.94	3	Horizontal	320	1.57	-	38.62	9.80	35.06
AV	11.01544G	40.80	54.00	-13.20	27.44	3	Horizontal	320	1.57	-	38.62	9.80	35.06

802.11ax HEW40_Nss1,(MCS0)_4TX

5550MHz_TnomVnom

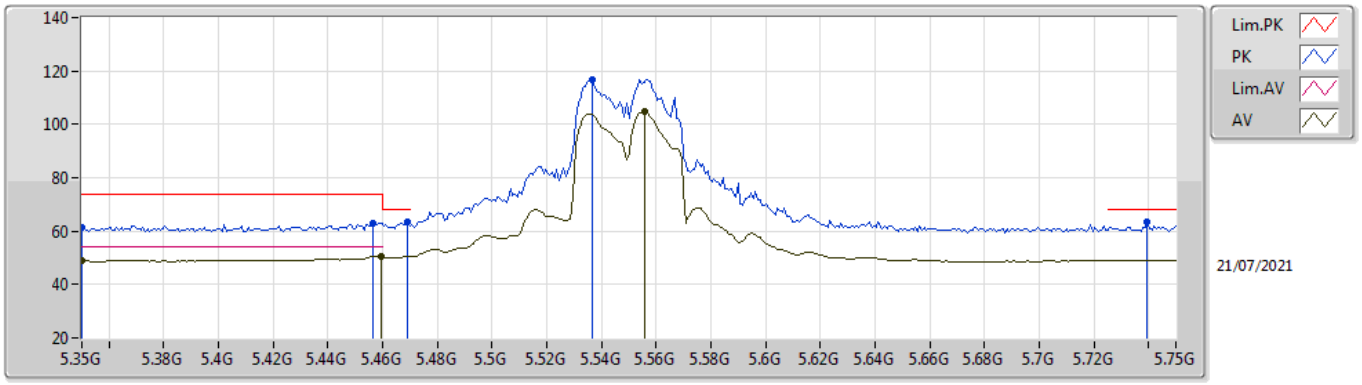

EUT Y_4TX
Setting 23
03-D-K-5-13

Type	Freq	Level	Limit	Margin	Raw	Dist	Condition	Azimuth	Height	Comment	AF	CL	PA
	(Hz)	(dBuV/m)	(dBuV/m)	(dB)	(dBuV)	(m)		(°)	(m)		(dB)	(dB)	(dB)
PK	5.35G	61.59	74.00	-12.41	55.86	3	Vertical	196	2.07	-	34.60	6.47	35.34
AV	5.35G	48.88	54.00	-5.12	43.15	3	Vertical	196	2.07	-	34.60	6.47	35.34
PK	5.4564G	62.96	74.00	-11.04	57.04	3	Vertical	196	2.07	-	34.69	6.58	35.35
AV	5.4596G	50.74	54.00	-3.26	44.82	3	Vertical	196	2.07	-	34.68	6.59	35.35
PK	5.4692G	63.26	68.20	-4.94	57.35	3	Vertical	196	2.07	-	34.66	6.60	35.35
PK	5.5364G	116.92	Inf	-Inf	110.99	3	Vertical	196	2.07	-	34.60	6.70	35.37
AV	5.5556G	104.64	Inf	-Inf	98.71	3	Vertical	196	2.07	-	34.58	6.73	35.38
PK	5.7396G	63.53	68.20	-4.67	57.73	3	Vertical	196	2.07	-	34.40	6.87	35.47

802.11ax HEW40_Nss1,(MCS0)_4TX

5550MHz_TnomVnom

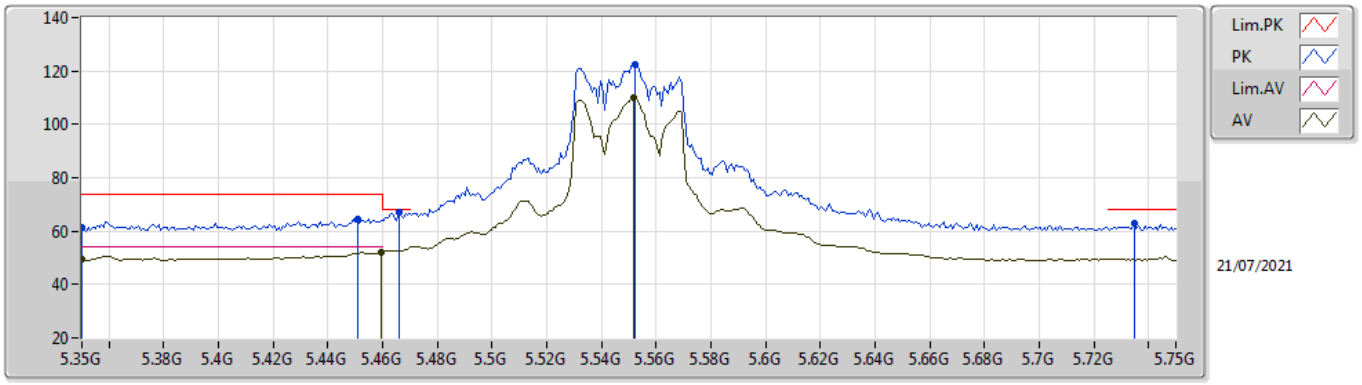

EUT Y_4TX
Setting 23
03-D-K-5-13

Type	Freq	Level	Limit	Margin	Raw	Dist	Condition	Azimuth	Height	Comment	AF	CL	PA
	(Hz)	(dBuV/m)	(dBuV/m)	(dB)	(dBuV)	(m)		(°)	(m)		(dB)	(dB)	(dB)
PK	5.35G	61.36	74.00	-12.64	55.63	3	Horizontal	268	1.58	-	34.60	6.47	35.34
AV	5.35G	49.26	54.00	-4.74	43.53	3	Horizontal	268	1.58	-	34.60	6.47	35.34
PK	5.4508G	64.47	74.00	-9.53	58.54	3	Horizontal	268	1.58	-	34.70	6.58	35.35
PK	5.466G	66.84	68.20	-1.36	60.92	3	Horizontal	268	1.58	-	34.67	6.60	35.35
AV	5.4596G	52.24	54.00	-1.76	46.32	3	Horizontal	268	1.58	-	34.68	6.59	35.35
PK	5.5524G	122.20	Inf	-Inf	116.26	3	Horizontal	268	1.58	-	34.59	6.73	35.38
AV	5.5516G	110.08	Inf	-Inf	104.14	3	Horizontal	268	1.58	-	34.59	6.73	35.38
PK	5.7348G	62.81	68.20	-5.39	57.01	3	Horizontal	268	1.58	-	34.40	6.87	35.47

802.11ax HEW40_Nss1,(MCS0)_4TX

5550MHz_TnomVnom

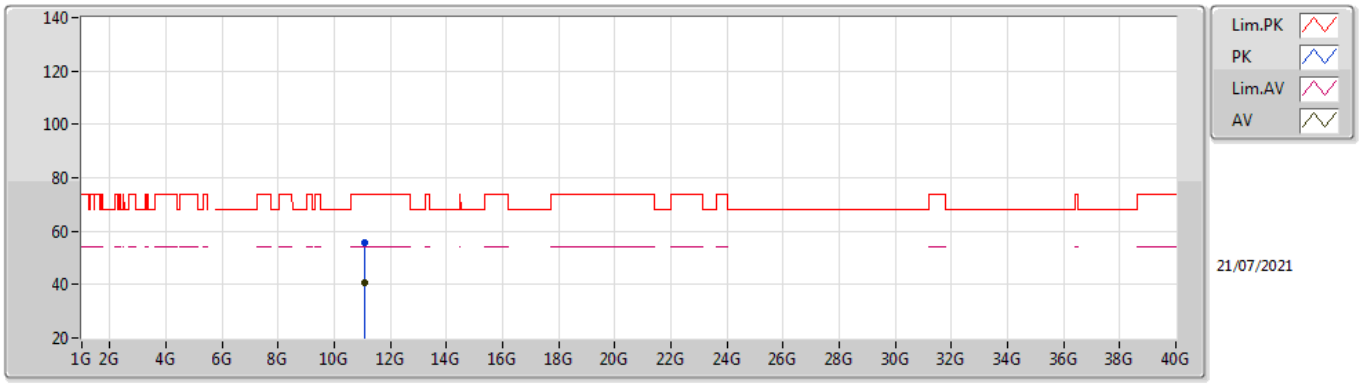

EUT Y_4TX
Setting 23
03-D-K-5

Type	Freq	Level	Limit	Margin	Raw	Dist	Condition	Azimuth	Height	Comment	AF	CL	PA
	(Hz)	(dBuV/m)	(dBuV/m)	(dB)	(dBuV)	(m)		(°)	(m)		(dB)	(dB)	(dB)
PK	11.10354G	55.72	74.00	-18.28	42.36	3	Vertical	346	2.61	-	38.70	9.82	35.16
AV	11.10026G	40.87	54.00	-13.13	27.50	3	Vertical	346	2.61	-	38.70	9.82	35.15

802.11ax HEW40_Nss1,(MCS0)_4TX

5550MHz_TnomVnom

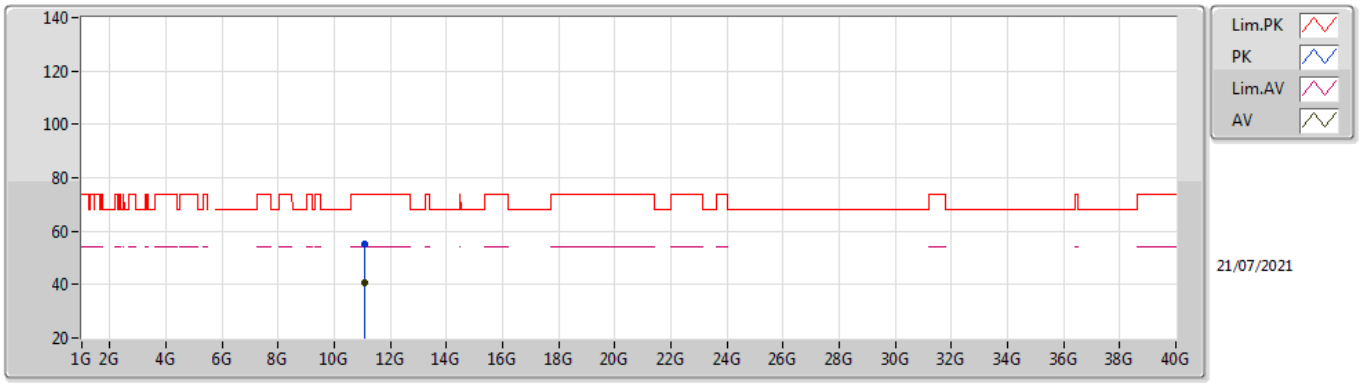

EUT Y_4TX
Setting 23
03-D-K-5

Type	Freq	Level	Limit	Margin	Raw	Dist	Condition	Azimuth	Height	Comment	AF	CL	PA
	(Hz)	(dBuV/m)	(dBuV/m)	(dB)	(dBuV)	(m)		(°)	(m)		(dB)	(dB)	(dB)
PK	11.09994G	54.99	74.00	-19.01	41.62	3	Horizontal	248	2.72	-	38.70	9.82	35.15
AV	11.09844G	40.90	54.00	-13.10	27.53	3	Horizontal	248	2.72	-	38.70	9.82	35.15

802.11ax HEW40_Nss1,(MCS0)_4TX

5670MHz_TnomVnom

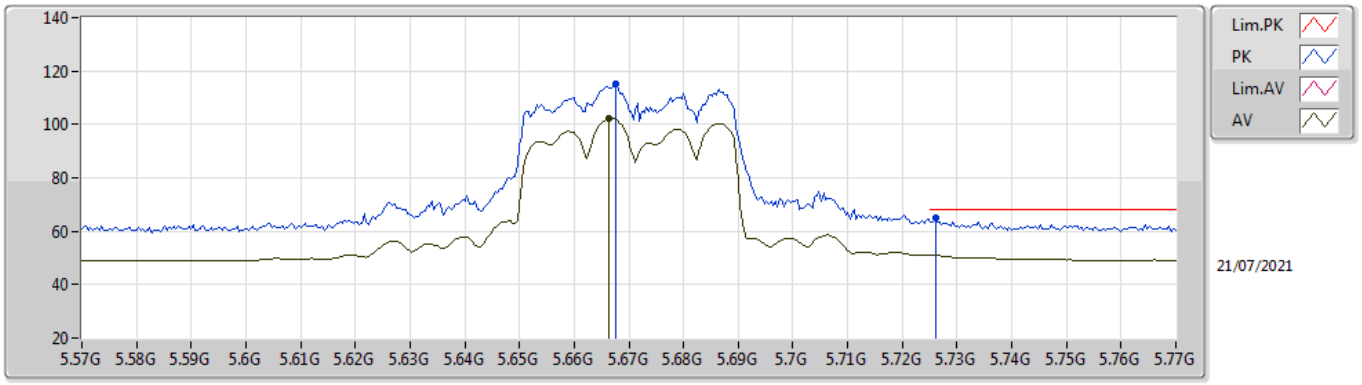

EUT Y_4TX
Setting 20
03-D-K-5-13

Type	Freq	Level	Limit	Margin	Raw	Dist	Condition	Azimuth	Height	Comment	AF	CL	PA
	(Hz)	(dBuV/m)	(dBuV/m)	(dB)	(dBuV)	(m)		(°)	(m)		(dB)	(dB)	(dB)
PK	5.6676G	115.31	Inf	-Inf	109.51	3	Vertical	346	1.80	-	34.40	6.83	35.43
AV	5.6664G	102.08	Inf	-Inf	96.28	3	Vertical	346	1.80	-	34.40	6.83	35.43
PK	5.726G	64.83	68.20	-3.37	59.03	3	Vertical	346	1.80	-	34.40	6.86	35.46

802.11ax HEW40_Nss1,(MCS0)_4TX

5670MHz_TnomVnom

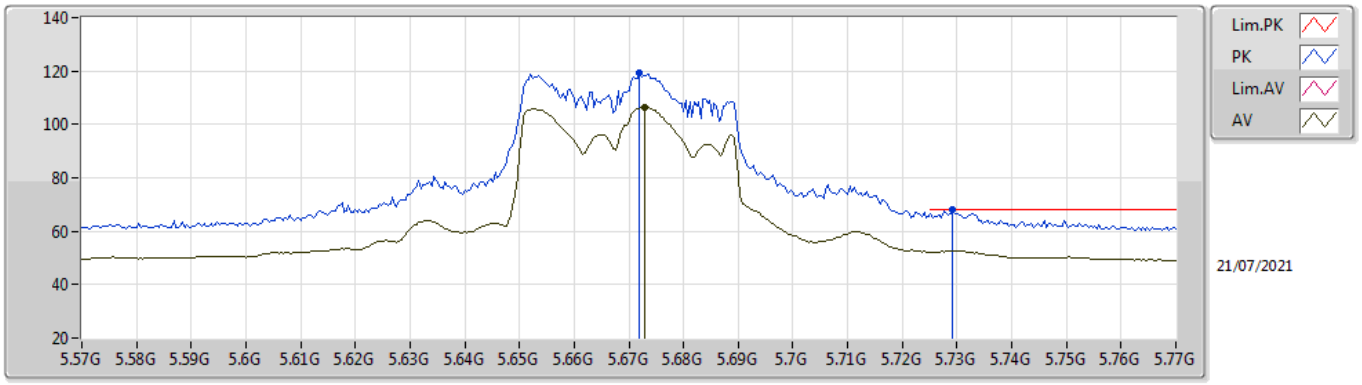

EUT Y_4TX
Setting 20
03-D-K-5-13

Type	Freq	Level	Limit	Margin	Raw	Dist	Condition	Azimuth	Height	Comment	AF	CL	PA
	(Hz)	(dBuV/m)	(dBuV/m)	(dB)	(dBuV)	(m)		(°)	(m)		(dB)	(dB)	(dB)
PK	5.672G	119.15	Inf	-Inf	113.35	3	Horizontal	277	2.21	-	34.40	6.84	35.44
AV	5.6728G	106.58	Inf	-Inf	100.78	3	Horizontal	277	2.21	-	34.40	6.84	35.44
PK	5.7292G	67.85	68.20	-0.35	62.05	3	Horizontal	277	2.21	-	34.40	6.86	35.46

802.11ax HEW40_Nss1,(MCS0)_4TX

5670MHz_TnomVnom

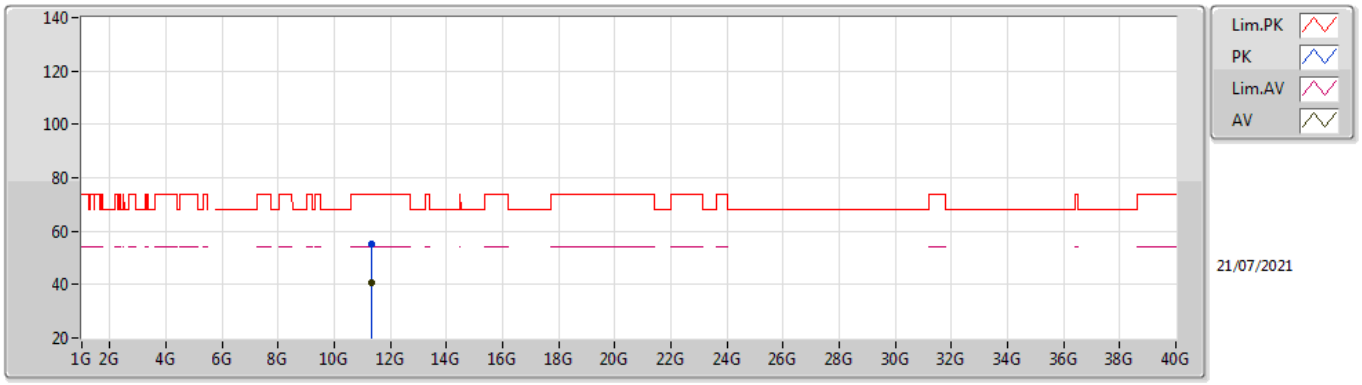

EUT Y_4TX
Setting 20
03-D-K-5

Type	Freq	Level	Limit	Margin	Raw	Dist	Condition	Azimuth	Height	Comment	AF	CL	PA
	(Hz)	(dBuV/m)	(dBuV/m)	(dB)	(dBuV)	(m)		(°)	(m)		(dB)	(dB)	(dB)
PK	11.33916G	55.02	74.00	-18.98	41.69	3	Vertical	27	2.67	-	38.88	9.87	35.42
AV	11.33512G	40.70	54.00	-13.30	27.38	3	Vertical	27	2.67	-	38.87	9.87	35.42

802.11ax HEW40_Nss1,(MCS0)_4TX

5670MHz_TnomVnom

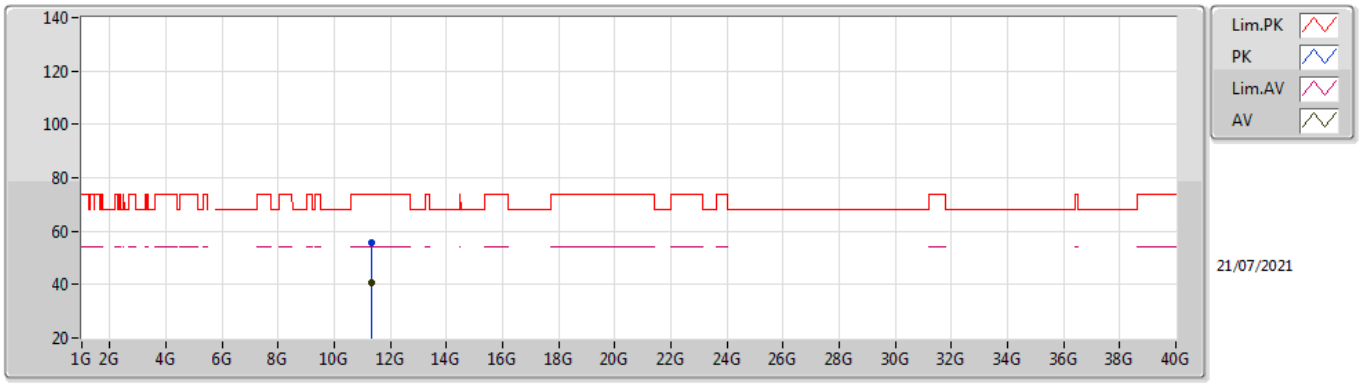

EUT Y_4TX
Setting 20
03-D-K-5

Type	Freq	Level	Limit	Margin	Raw	Dist	Condition	Azimuth	Height	Comment	AF	CL	PA
	(Hz)	(dBuV/m)	(dBuV/m)	(dB)	(dBuV)	(m)		(°)	(m)		(dB)	(dB)	(dB)
PK	11.33954G	55.77	74.00	-18.23	42.44	3	Horizontal	340	2.90	-	38.88	9.87	35.42
AV	11.33814G	40.64	54.00	-13.36	27.31	3	Horizontal	340	2.90	-	38.88	9.87	35.42

802.11ax HEW40_Nss1,(MCS0)_4TX

5710MHz Straddle 5.47-5.725GHz_TnomVnom

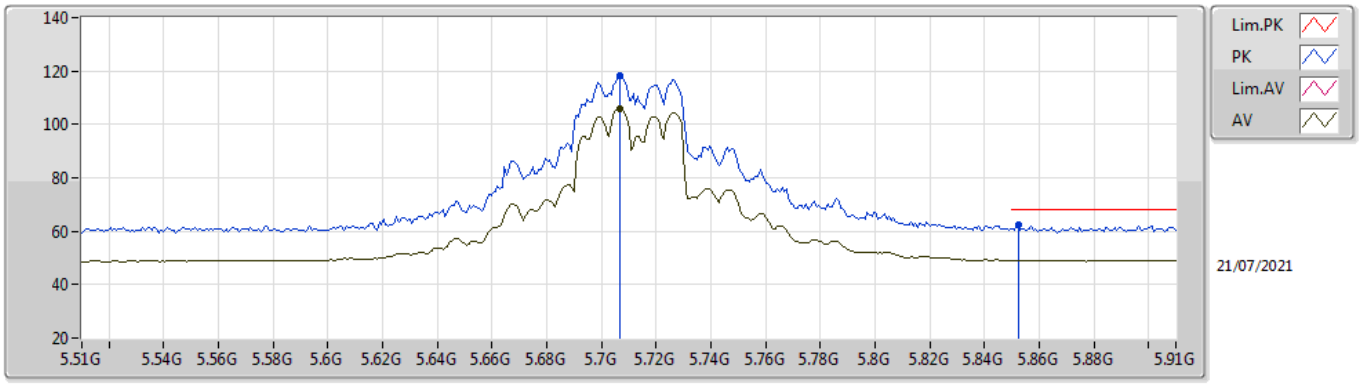

EUT Y_4TX
Setting 31
03-C-K-5-13

Type	Freq	Level	Limit	Margin	Raw	Dist	Condition	Azimuth	Height	Comment	AF	CL	PA
	(Hz)	(dBuV/m)	(dBuV/m)	(dB)	(dBuV)	(m)		(°)	(m)		(dB)	(dB)	(dB)
PK	5.7068G	118.09	Inf	-Inf	112.29	3	Vertical	346	1.78	-	34.40	6.85	35.45
AV	5.7068G	106.08	Inf	-Inf	100.28	3	Vertical	346	1.78	-	34.40	6.85	35.45
PK	5.8524G	62.49	68.20	-5.71	56.68	3	Vertical	346	1.78	-	34.41	6.93	35.53

802.11ax HEW40_Nss1,(MCS0)_4TX

5710MHz Straddle 5.47-5.725GHz_TnomVnom

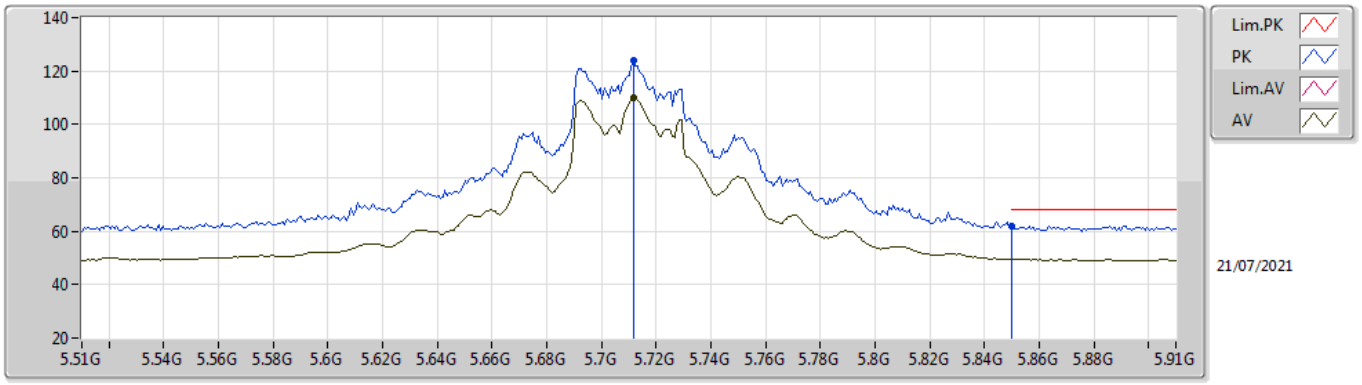

EUT Y_4TX
Setting 31
03-C-K-5-13

Type	Freq	Level	Limit	Margin	Raw	Dist	Condition	Azimuth	Height	Comment	AF	CL	PA
	(Hz)	(dBuV/m)	(dBuV/m)	(dB)	(dBuV)	(m)		(°)	(m)		(dB)	(dB)	(dB)
PK	5.7116G	123.94	Inf	-Inf	118.14	3	Horizontal	280	2.28	-	34.40	6.86	35.46
AV	5.7116G	109.83	Inf	-Inf	104.03	3	Horizontal	280	2.28	-	34.40	6.86	35.46
PK	5.85G	61.91	68.20	-6.29	56.10	3	Horizontal	280	2.28	-	34.40	6.93	35.52

802.11ax HEW40_Nss1,(MCS0)_4TX

5710MHz Straddle 5.47-5.725GHz_TnomVnom

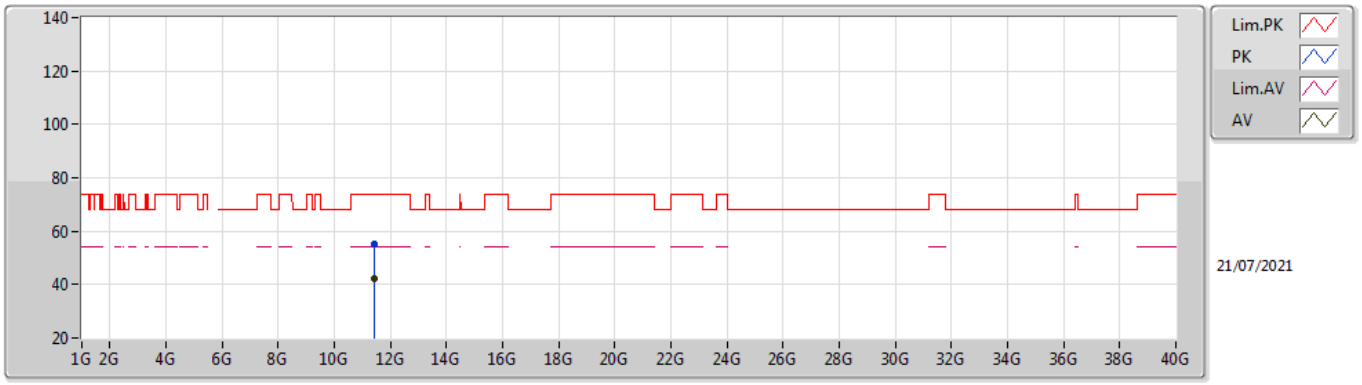

EUT Y_4TX
Setting 31
03-C-K-5

Type	Freq	Level	Limit	Margin	Raw	Dist	Condition	Azimuth	Height	Comment	AF	CL	PA
	(Hz)	(dBuV/m)	(dBuV/m)	(dB)	(dBuV)	(m)		(°)	(m)		(dB)	(dB)	(dB)
PK	11.41984G	55.36	74.00	-18.64	41.95	3	Vertical	320	1.07	-	39.04	9.88	35.51
AV	11.42004G	42.02	54.00	-11.98	28.61	3	Vertical	320	1.07	-	39.04	9.88	35.51

802.11ax HEW40_Nss1,(MCS0)_4TX

5710MHz Straddle 5.47-5.725GHz_TnomVnom

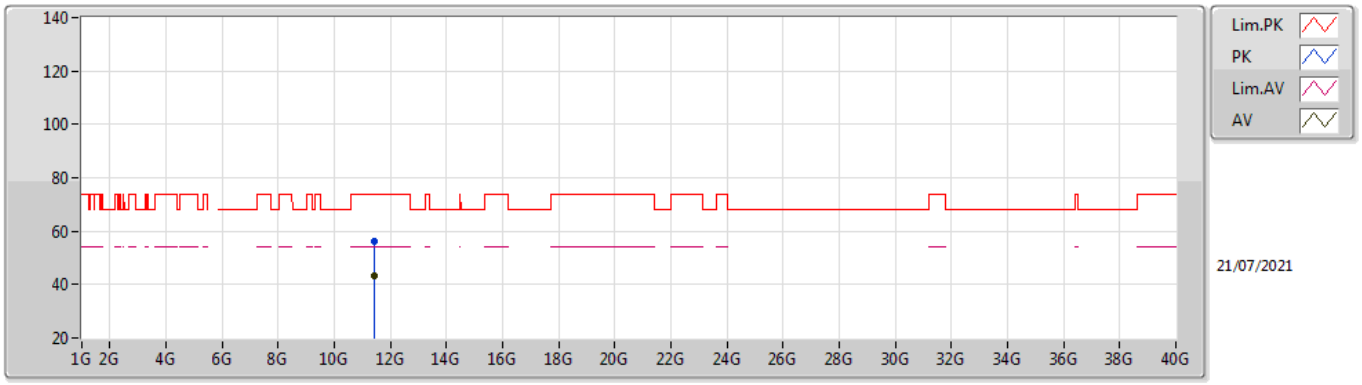

EUT Y_4TX
Setting 31
03-C-K-5

Type	Freq	Level	Limit	Margin	Raw	Dist	Condition	Azimuth	Height	Comment	AF	CL	PA
	(Hz)	(dBuV/m)	(dBuV/m)	(dB)	(dBuV)	(m)		(°)	(m)		(dB)	(dB)	(dB)
PK	11.4248G	56.27	74.00	-17.73	42.86	3	Horizontal	275	2.05	-	39.05	9.88	35.52
AV	11.42488G	43.15	54.00	-10.85	29.74	3	Horizontal	275	2.05	-	39.05	9.88	35.52

802.11ax HEW80_Nss1,(MCS0)_4TX

5290MHz_TnomVnom

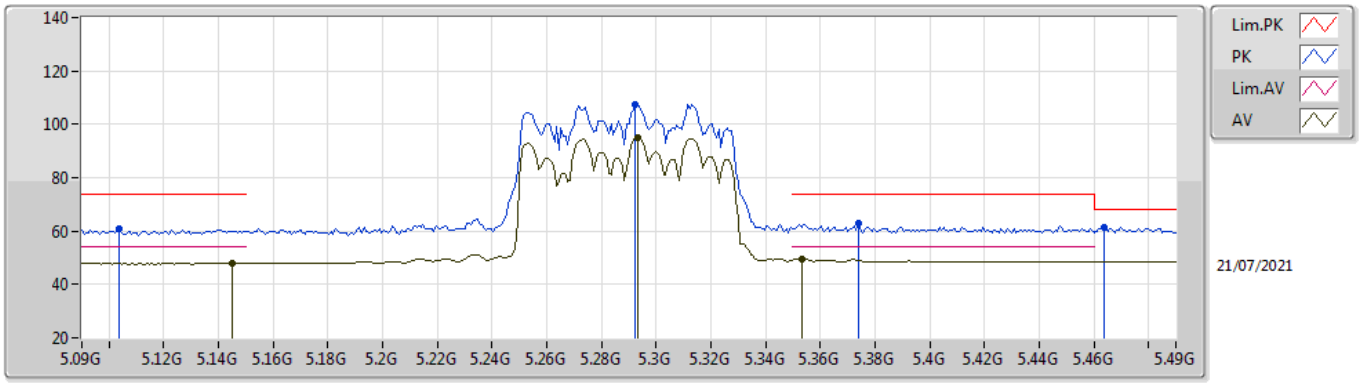

EUT Y_4TX
Setting 19
03-D-K-5-13

Type	Freq	Level	Limit	Margin	Raw	Dist	Condition	Azimuth	Height	Comment	AF	CL	PA
	(Hz)	(dBuV/m)	(dBuV/m)	(dB)	(dBuV)	(m)		(°)	(m)		(dB)	(dB)	(dB)
PK	5.1036G	60.69	74.00	-13.31	55.66	3	Vertical	-0	1.80	-	33.91	6.45	35.33
AV	5.1452G	48.12	54.00	-5.88	42.95	3	Vertical	-0	1.80	-	34.08	6.43	35.34
PK	5.2924G	107.44	Inf	-Inf	101.96	3	Vertical	-0	1.80	-	34.37	6.45	35.34
AV	5.2932G	94.87	Inf	-Inf	89.39	3	Vertical	-0	1.80	-	34.37	6.45	35.34
PK	5.374G	62.85	74.00	-11.15	57.15	3	Vertical	-0	1.80	-	34.55	6.49	35.34
AV	5.3532G	49.73	54.00	-4.27	44.00	3	Vertical	-0	1.80	-	34.59	6.48	35.34
PK	5.4636G	61.51	68.20	-6.69	55.59	3	Vertical	-0	1.80	-	34.67	6.60	35.35

802.11ax HEW80_Nss1,(MCS0)_4TX

5290MHz_TnomVnom

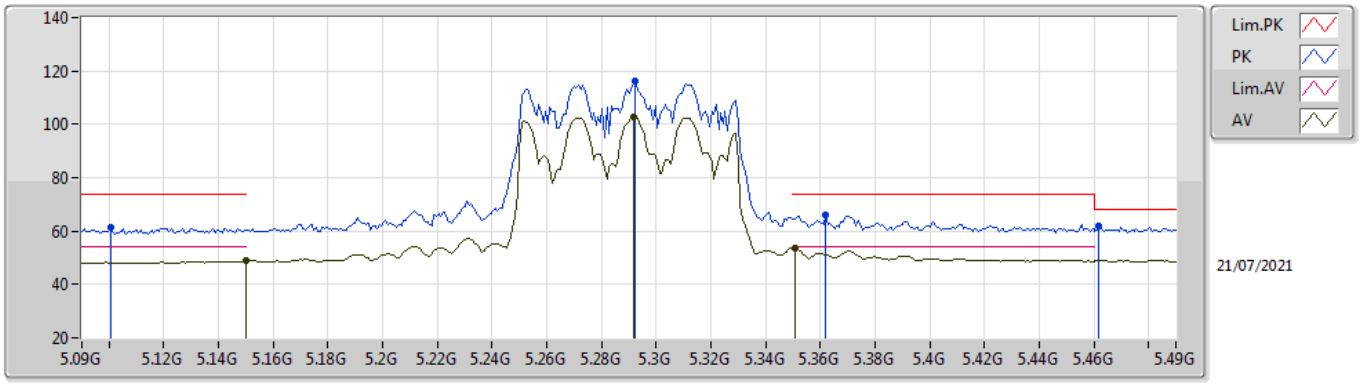

EUT Y_4TX
Setting 19
03-D-K-5-13

Type	Freq	Level	Limit	Margin	Raw	Dist	Condition	Azimuth	Height	Comment	AF	CL	PA
	(Hz)	(dBuV/m)	(dBuV/m)	(dB)	(dBuV)	(m)		(°)	(m)		(dB)	(dB)	(dB)
PK	5.1004G	61.39	74.00	-12.61	56.37	3	Horizontal	262	1.43	-	33.90	6.45	35.33
AV	5.15G	48.85	54.00	-5.15	43.66	3	Horizontal	262	1.43	-	34.10	6.43	35.34
PK	5.2924G	116.04	Inf	-Inf	110.56	3	Horizontal	262	1.43	-	34.37	6.45	35.34
AV	5.2916G	102.98	Inf	-Inf	97.50	3	Horizontal	262	1.43	-	34.37	6.45	35.34
PK	5.362G	65.99	74.00	-8.01	60.27	3	Horizontal	262	1.43	-	34.58	6.48	35.34
AV	5.3508G	53.51	54.00	-0.49	47.77	3	Horizontal	262	1.43	-	34.60	6.48	35.34
PK	5.462G	61.72	68.20	-6.48	55.80	3	Horizontal	262	1.43	-	34.68	6.59	35.35

802.11ax HEW80_Nss1,(MCS0)_4TX

5290MHz_TnomVnom

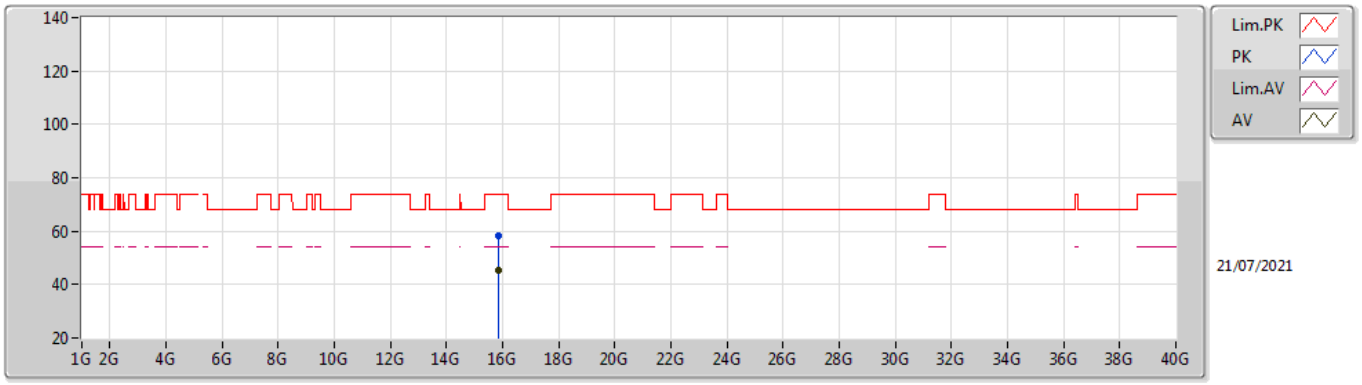

EUT Y_4TX
Setting 19
03-D-K-5

Type	Freq	Level	Limit	Margin	Raw	Dist	Condition	Azimuth	Height	Comment	AF	CL	PA
	(Hz)	(dBuV/m)	(dBuV/m)	(dB)	(dBuV)	(m)		(°)	(m)		(dB)	(dB)	(dB)
PK	15.8723G	58.49	74.00	-15.51	44.69	3	Vertical	198	1.01	-	37.54	11.94	35.68
AV	15.86864G	45.10	54.00	-8.90	31.29	3	Vertical	198	1.01	-	37.56	11.93	35.68

802.11ax HEW80_Nss1,(MCS0)_4TX

5290MHz_TnomVnom

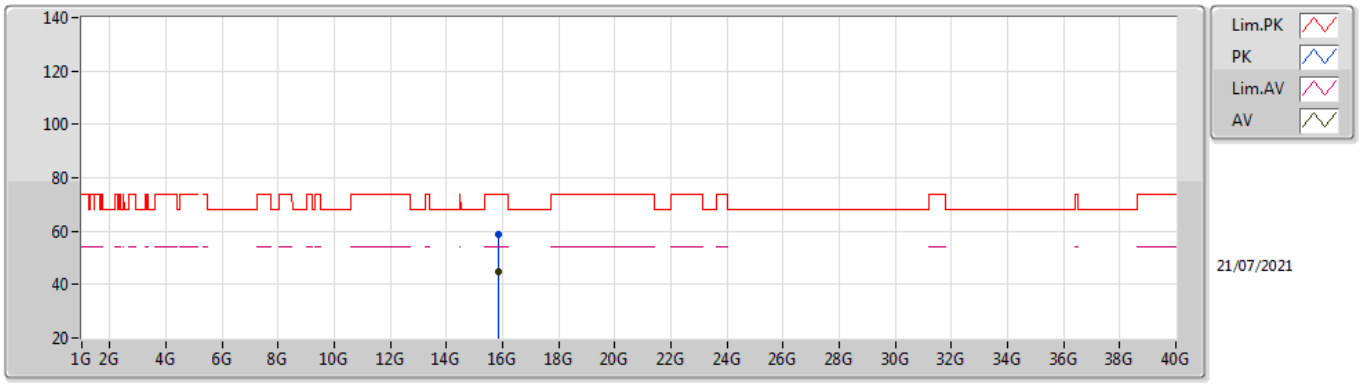

EUT Y_4TX
Setting 19
03-D-K-5

Type	Freq	Level	Limit	Margin	Raw	Dist	Condition	Azimuth	Height	Comment	AF	CL	PA
	(Hz)	(dBuV/m)	(dBuV/m)	(dB)	(dBuV)	(m)		(°)	(m)		(dB)	(dB)	(dB)
PK	15.87094G	58.54	74.00	-15.46	44.73	3	Horizontal	302	1.07	-	37.55	11.94	35.68
AV	15.86602G	45.07	54.00	-8.93	31.25	3	Horizontal	302	1.07	-	37.57	11.93	35.68

802.11ax HEW80_Nss1,(MCS0)_4TX

5530MHz_TnomVnom

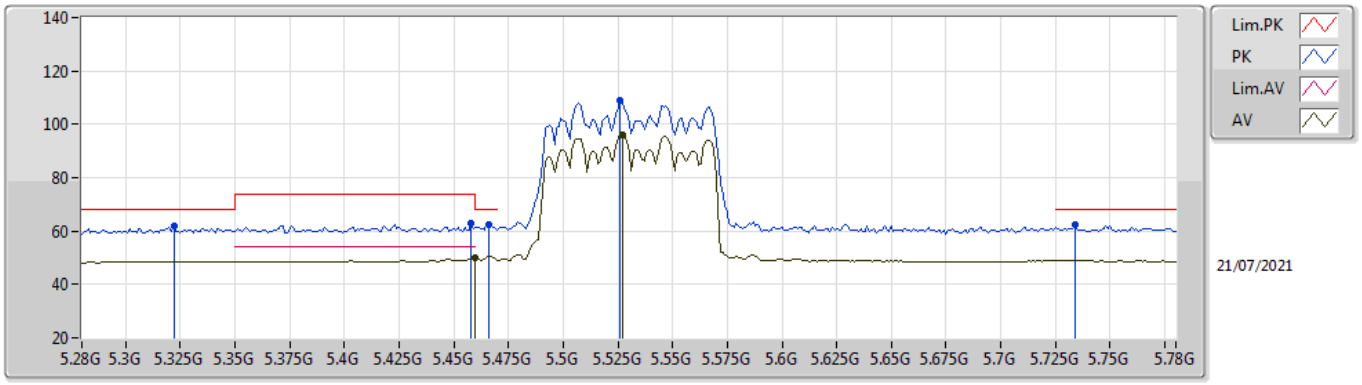

EUT Y_4TX
Setting 18
03-D-K-5-13

Type	Freq	Level	Limit	Margin	Raw	Dist	Condition	Azimuth	Height	Comment	AF	CL	PA
	(Hz)	(dBuV/m)	(dBuV/m)	(dB)	(dBuV)	(m)		(°)	(m)		(dB)	(dB)	(dB)
PK	5.322G	61.85	68.20	-6.35	56.24	3	Vertical	347	1.77	-	34.49	6.46	35.34
PK	5.458G	62.94	74.00	-11.06	57.02	3	Vertical	347	1.77	-	34.68	6.59	35.35
AV	5.46G	49.99	54.00	-4.01	44.07	3	Vertical	347	1.77	-	34.68	6.59	35.35
PK	5.466G	62.32	68.20	-5.88	56.40	3	Vertical	347	1.77	-	34.67	6.60	35.35
PK	5.526G	109.21	Inf	-Inf	103.28	3	Vertical	347	1.77	-	34.60	6.69	35.36
AV	5.527G	96.23	Inf	-Inf	90.30	3	Vertical	347	1.77	-	34.60	6.69	35.36
PK	5.734G	62.37	68.20	-5.83	56.57	3	Vertical	347	1.77	-	34.40	6.87	35.47

802.11ax HEW80_Nss1,(MCS0)_4TX

5530MHz_TnomVnom

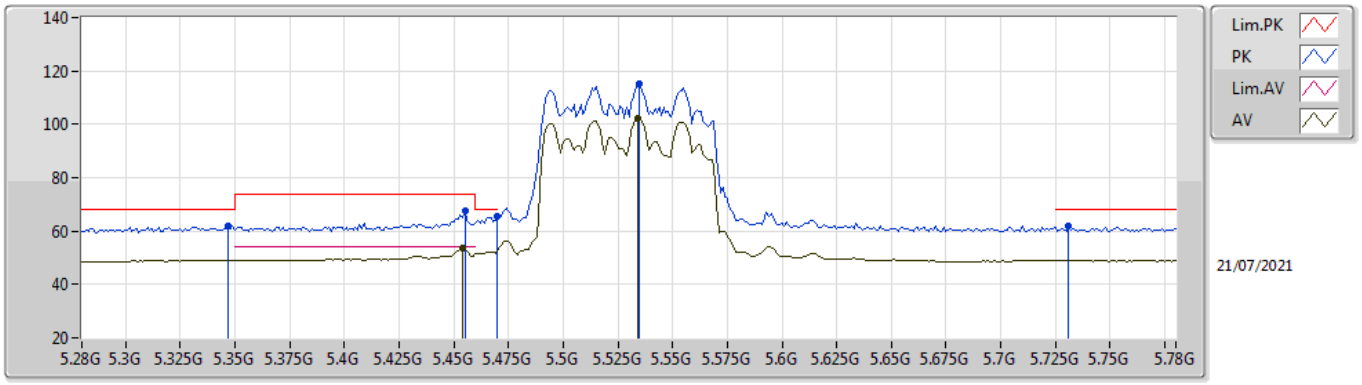

EUT Y_4TX
Setting 18
03-D-K-5-13

Type	Freq	Level	Limit	Margin	Raw	Dist	Condition	Azimuth	Height	Comment	AF	CL	PA
	(Hz)	(dBuV/m)	(dBuV/m)	(dB)	(dBuV)	(m)		(°)	(m)		(dB)	(dB)	(dB)
PK	5.347G	62.14	68.20	-6.06	56.42	3	Horizontal	260	1.80	-	34.59	6.47	35.34
PK	5.455G	67.50	74.00	-6.50	61.58	3	Horizontal	260	1.80	-	34.69	6.58	35.35
AV	5.454G	53.52	54.00	-0.48	47.60	3	Horizontal	260	1.80	-	34.69	6.58	35.35
PK	5.47G	65.45	68.20	-2.75	59.53	3	Horizontal	260	1.80	-	34.66	6.61	35.35
PK	5.535G	115.26	Inf	-Inf	109.33	3	Horizontal	260	1.80	-	34.60	6.70	35.37
AV	5.534G	102.30	Inf	-Inf	96.37	3	Horizontal	260	1.80	-	34.60	6.70	35.37
PK	5.731G	61.94	68.20	-6.26	56.14	3	Horizontal	260	1.80	-	34.40	6.87	35.47

802.11ax HEW80_Nss1,(MCS0)_4TX

5530MHz_TnomVnom

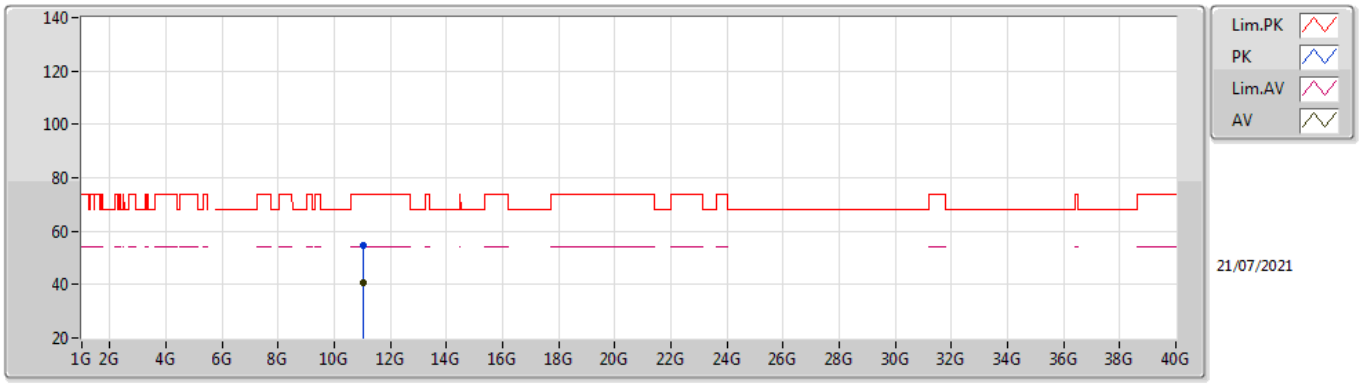

EUT Y_4TX
Setting 18
03-D-K-5

Type	Freq	Level	Limit	Margin	Raw	Dist	Condition	Azimuth	Height	Comment	AF	CL	PA
	(Hz)	(dBuV/m)	(dBuV/m)	(dB)	(dBuV)	(m)		(°)	(m)		(dB)	(dB)	(dB)
PK	11.05532G	54.71	74.00	-19.29	41.34	3	Vertical	109	1.21	-	38.66	9.81	35.10
AV	11.05702G	40.77	54.00	-13.23	27.40	3	Vertical	109	1.21	-	38.66	9.81	35.10

802.11ax HEW80_Nss1,(MCS0)_4TX

5530MHz_TnomVnom

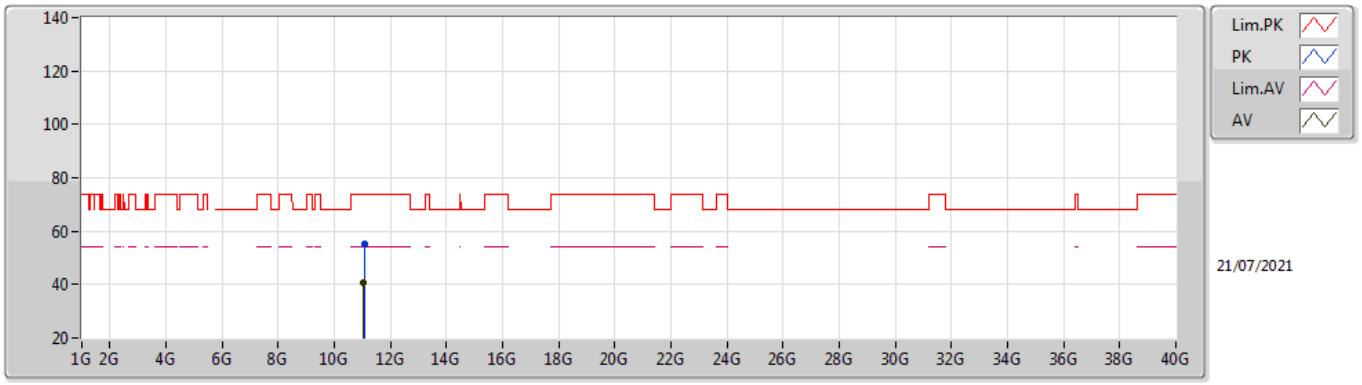

EUT Y_4TX
Setting 18
03-D-K-5

Type	Freq	Level	Limit	Margin	Raw	Dist	Condition	Azimuth	Height	Comment	AF	CL	PA
	(Hz)	(dBuV/m)	(dBuV/m)	(dB)	(dBuV)	(m)		(°)	(m)		(dB)	(dB)	(dB)
PK	11.05896G	55.34	74.00	-18.66	41.98	3	Horizontal	267	2.01	-	38.66	9.81	35.11
AV	11.05696G	40.86	54.00	-13.14	27.49	3	Horizontal	267	2.01	-	38.66	9.81	35.10

802.11ax HEW80_Nss1,(MCS0)_4TX

5610MHz_TnomVnom

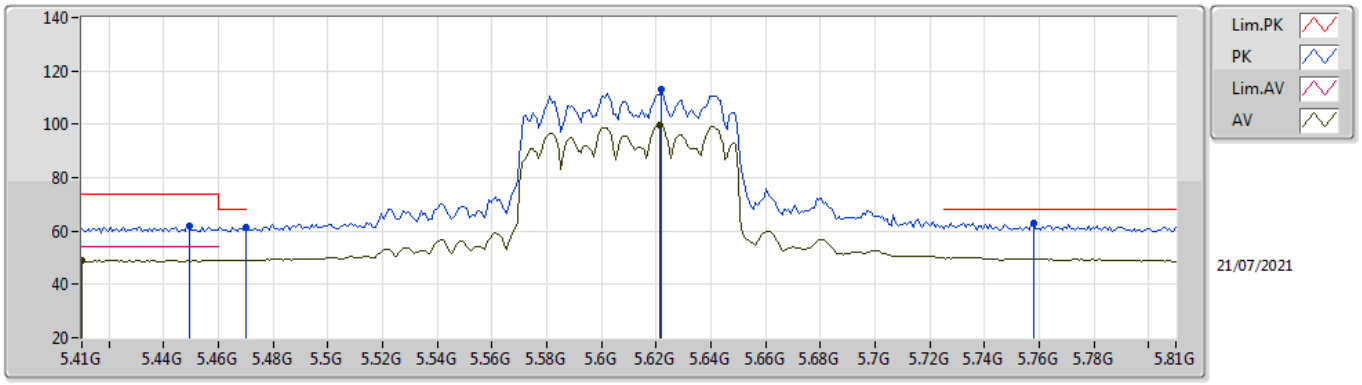

EUT Y_4TX
Setting 20.5
03-D-K-5-13

Type	Freq	Level	Limit	Margin	Raw	Dist	Condition	Azimuth	Height	Comment	AF	CL	PA
	(Hz)	(dBuV/m)	(dBuV/m)	(dB)	(dBuV)	(m)		(°)	(m)		(dB)	(dB)	(dB)
PK	5.4492G	61.95	74.00	-12.05	56.03	3	Vertical	182	3.00	-	34.70	6.57	35.35
AV	5.41G	48.94	54.00	-5.06	43.23	3	Vertical	182	3.00	-	34.54	6.52	35.35
PK	5.47G	61.24	68.20	-6.96	55.32	3	Vertical	182	3.00	-	34.66	6.61	35.35
PK	5.622G	112.97	Inf	-Inf	107.17	3	Vertical	182	3.00	-	34.40	6.81	35.41
AV	5.6212G	99.60	Inf	-Inf	93.80	3	Vertical	182	3.00	-	34.40	6.81	35.41
PK	5.758G	63.12	68.20	-5.08	57.32	3	Vertical	182	3.00	-	34.40	6.88	35.48

802.11ax HEW80_Nss1,(MCS0)_4TX

5610MHz_TnomVnom

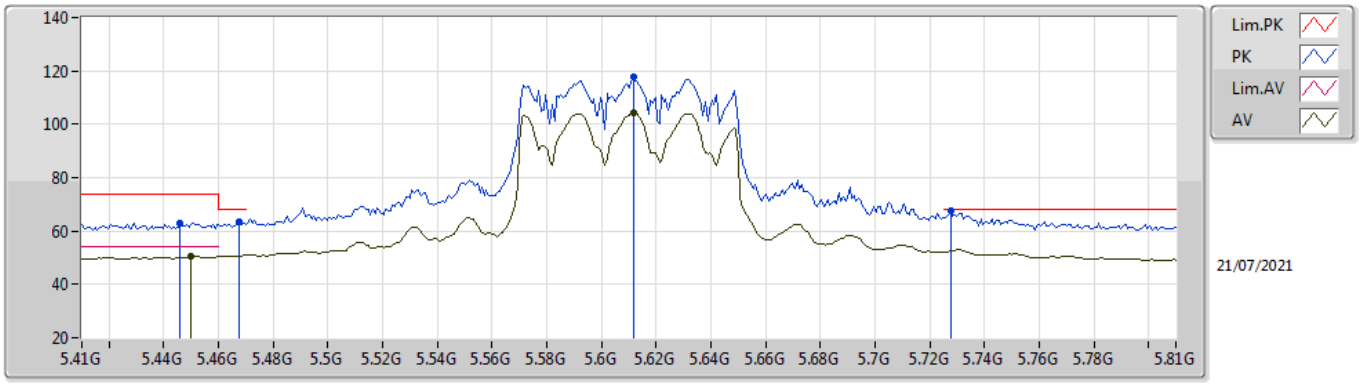

EUT Y_4TX
Setting 20.5
03-D-K-5-13

Type	Freq	Level	Limit	Margin	Raw	Dist	Condition	Azimuth	Height	Comment	AF	CL	PA
	(Hz)	(dBuV/m)	(dBuV/m)	(dB)	(dBuV)	(m)		(°)	(m)		(dB)	(dB)	(dB)
PK	5.446G	62.90	74.00	-11.10	57.00	3	Horizontal	268	1.61	-	34.68	6.57	35.35
AV	5.45G	50.45	54.00	-3.55	44.52	3	Horizontal	268	1.61	-	34.70	6.58	35.35
PK	5.4676G	63.60	68.20	-4.60	57.69	3	Horizontal	268	1.61	-	34.66	6.60	35.35
PK	5.6116G	117.71	Inf	-Inf	111.91	3	Horizontal	268	1.61	-	34.40	6.81	35.41
AV	5.6116G	104.52	Inf	-Inf	98.72	3	Horizontal	268	1.61	-	34.40	6.81	35.41
PK	5.7276G	67.55	68.20	-0.65	61.75	3	Horizontal	268	1.61	-	34.40	6.86	35.46

802.11ax HEW80_Nss1,(MCS0)_4TX

5610MHz_TnomVnom

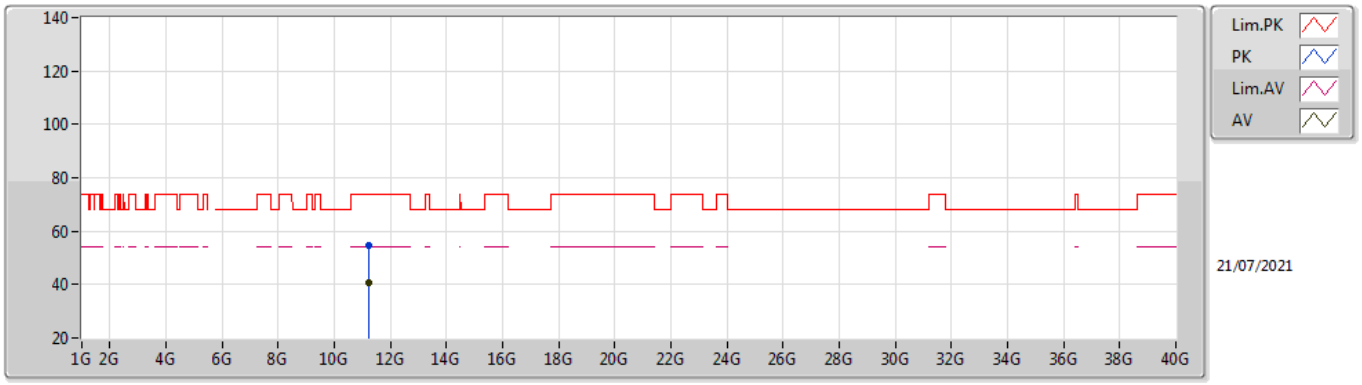

EUT Y_4TX
Setting 20.5
03-D-K-5

Type	Freq	Level	Limit	Margin	Raw	Dist	Condition	Azimuth	Height	Comment	AF	CL	PA
	(Hz)	(dBuV/m)	(dBuV/m)	(dB)	(dBuV)	(m)		(°)	(m)		(dB)	(dB)	(dB)
PK	11.21598G	54.46	74.00	-19.54	41.10	3	Vertical	239	2.23	-	38.80	9.84	35.28
AV	11.22354G	40.62	54.00	-13.38	27.27	3	Vertical	239	2.23	-	38.80	9.84	35.29

802.11ax HEW80_Nss1,(MCS0)_4TX

5610MHz_TnomVnom

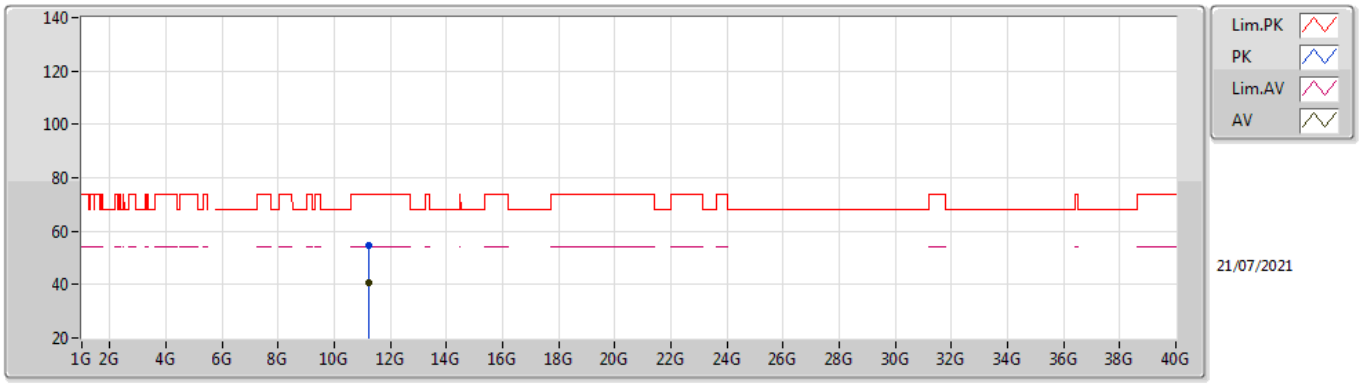

EUT Y_4TX
Setting 20.5
03-D-K-5

Type	Freq	Level	Limit	Margin	Raw	Dist	Condition	Azimuth	Height	Comment	AF	CL	PA
	(Hz)	(dBuV/m)	(dBuV/m)	(dB)	(dBuV)	(m)		(°)	(m)		(dB)	(dB)	(dB)
PK	11.21978G	54.54	74.00	-19.46	41.19	3	Horizontal	109	3.00	-	38.80	9.84	35.29
AV	11.22454G	40.67	54.00	-13.33	27.32	3	Horizontal	109	3.00	-	38.80	9.84	35.29

802.11ax HEW80_Nss1,(MCS0)_4TX

5690MHz Straddle 5.47-5.725GHz_TnomVnom

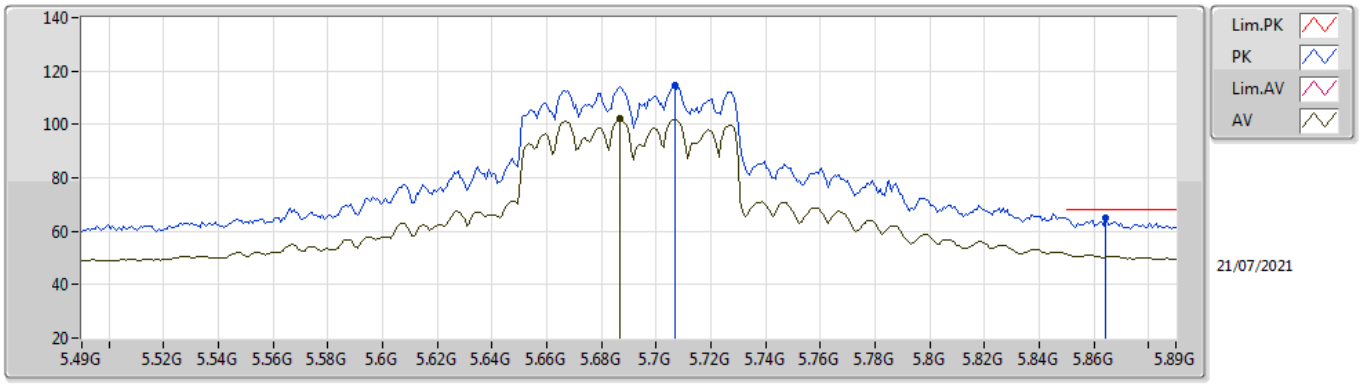

EUT Y_4TX
Setting 22.5
03-D-K-5-13

Type	Freq	Level	Limit	Margin	Raw	Dist	Condition	Azimuth	Height	Comment	AF	CL	PA
	(Hz)	(dBuV/m)	(dBuV/m)	(dB)	(dBuV)	(m)		(°)	(m)		(dB)	(dB)	(dB)
PK	5.7068G	114.69	Inf	-Inf	108.89	3	Vertical	346	1.89	-	34.40	6.85	35.45
AV	5.6868G	102.03	Inf	-Inf	96.23	3	Vertical	346	1.89	-	34.40	6.84	35.44
PK	5.8644G	64.93	68.20	-3.27	59.04	3	Vertical	346	1.89	-	34.49	6.93	35.53

802.11ax HEW80_Nss1,(MCS0)_4TX

5690MHz Straddle 5.47-5.725GHz_TnomVnom

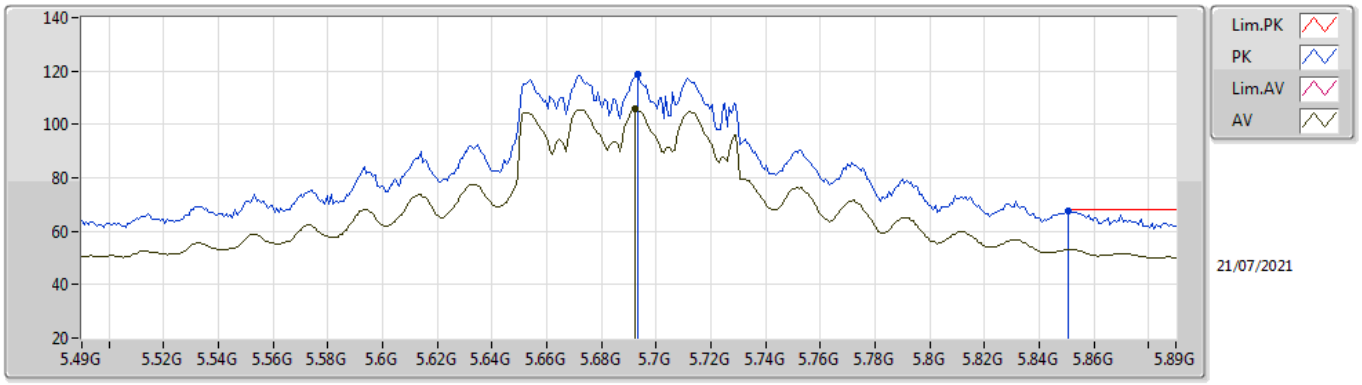

EUT Y_4TX
Setting 22.5
03-D-K-5-13

Type	Freq	Level	Limit	Margin	Raw	Dist	Condition	Azimuth	Height	Comment	AF	CL	PA
	(Hz)	(dBuV/m)	(dBuV/m)	(dB)	(dBuV)	(m)		(°)	(m)		(dB)	(dB)	(dB)
PK	5.6932G	118.72	Inf	-Inf	112.92	3	Horizontal	275	2.27	-	34.40	6.85	35.45
AV	5.6924G	105.80	Inf	-Inf	100.00	3	Horizontal	275	2.27	-	34.40	6.85	35.45
PK	5.8508G	67.56	68.20	-0.64	61.76	3	Horizontal	275	2.27	-	34.40	6.93	35.53

802.11ax HEW80_Nss1,(MCS0)_4TX

5690MHz Straddle 5.47-5.725GHz_TnomVnom

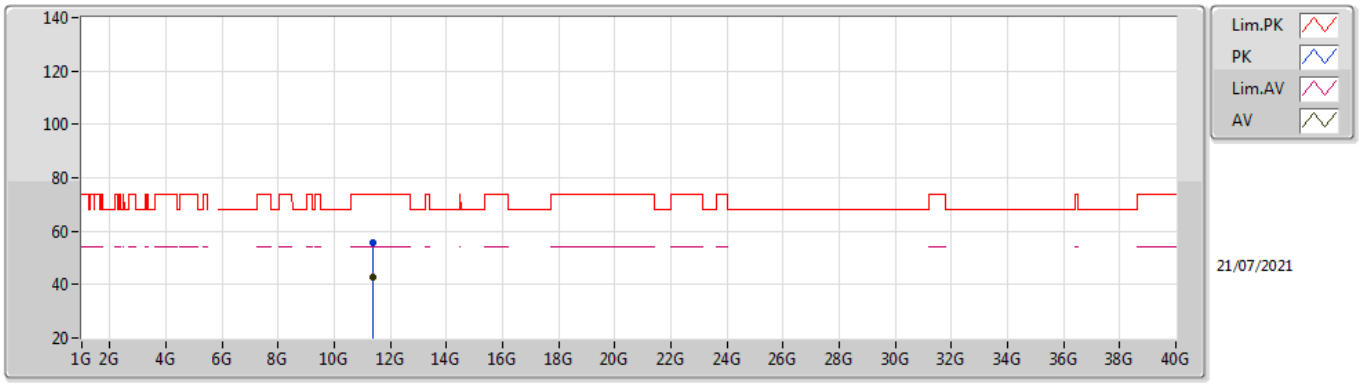

EUT Y_4TX
Setting 22.5
03-D-K-5

Type	Freq	Level	Limit	Margin	Raw	Dist	Condition	Azimuth	Height	Comment	AF	CL	PA
	(Hz)	(dBuV/m)	(dBuV/m)	(dB)	(dBuV)	(m)		(°)	(m)		(dB)	(dB)	(dB)
PK	11.38021G	55.58	74.00	-18.42	42.21	3	Vertical	353	1.03	-	38.96	9.88	35.47
AV	11.38G	42.62	54.00	-11.38	29.25	3	Vertical	353	1.03	-	38.96	9.88	35.47

802.11ax HEW80_Nss1,(MCS0)_4TX

5690MHz Straddle 5.47-5.725GHz_TnomVnom

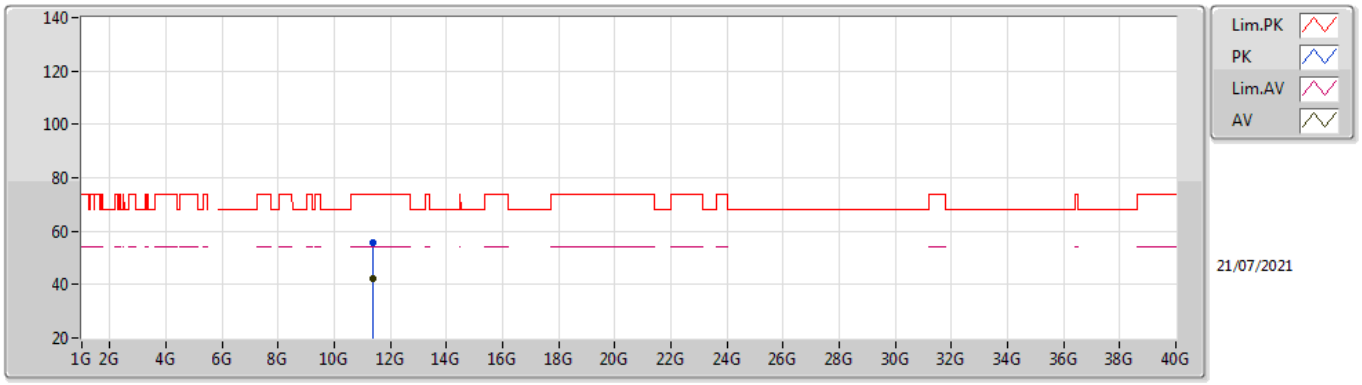

EUT Y_4TX
Setting 22.5
03-D-K-5

Type	Freq	Level	Limit	Margin	Raw	Dist	Condition	Azimuth	Height	Comment	AF	CL	PA
	(Hz)	(dBuV/m)	(dBuV/m)	(dB)	(dBuV)	(m)		(°)	(m)		(dB)	(dB)	(dB)
PK	11.37993G	55.68	74.00	-18.32	42.31	3	Horizontal	7	1.80	-	38.96	9.88	35.47
AV	11.38G	42.36	54.00	-11.64	28.99	3	Horizontal	7	1.80	-	38.96	9.88	35.47