RADIO TEST REPORT

FCC ID	:	O2U-8679
Equipment	:	Wireless Access Point
Brand Name	:	cbn
Model Name	:	CH8679
Applicant	:	COMPAL BROADBAND NETWORKS,INC. 13F-1, No.1, Taiyuan 1st St., Zhubei City, Hsinchu County 30288, Taiwan, R.O.C.
Manufacturer	:	COMPAL BROADBAND NETWORKS,INC. 13F-1, No.1, Taiyuan 1st St., Zhubei City, Hsinchu County 30288, Taiwan, R.O.C.
Standard	:	47 CFR FCC Part 15.247

The product was received on Feb. 03, 2021, and testing was started from Feb. 26, 2021 and completed on Jul. 24, 2021. We, Sporton International Inc. Hsinchu Laboratory, would like to declare that the tested sample has been evaluated in accordance with the procedures given in ANSI C63.10-2013 and shown compliance with the applicable technical standards.

The test results in this report apply exclusively to the tested model / sample. Without written approval of Sporton International Inc. Hsinchu Laboratory, the test report shall not be reproduced except in full.

Approved by: Sam Chen

Sporton International Inc. Hsinchu Laboratory
No.8, Ln. 724, Bo'ai St., Zhubei City, Hsinchu County 302010, Taiwan (R.O.C.)

Table of Contents

History of this test report **3**

Summary of Test Result **4**

1 General Description **5**

1.1 Information 5
1.2 Applicable Standards 8
1.3 Testing Location Information 8
1.4 Measurement Uncertainty 9

2 Test Configuration of EUT **10**

2.1 Test Channel Mode 10
2.2 The Worst Case Measurement Configuration 11
2.3 EUT Operation during Test 11
2.4 Accessories 12
2.5 Support Equipment 12
2.6 Test Setup Diagram 13

3 Transmitter Test Result **16**

3.1 AC Power-line Conducted Emissions 16
3.2 DTS Bandwidth 18
3.3 Maximum Conducted Output Power 19
3.4 Power Spectral Density 22
3.5 Emissions in Non-restricted Frequency Bands 24
3.6 Emissions in Restricted Frequency Bands 25

4 Test Equipment and Calibration Data **29**

Appendix A. Test Results of AC Power-line Conducted Emissions

Appendix B. Test Results of DTS Bandwidth

Appendix C. Test Results of Maximum Conducted Output Power

Appendix D. Test Results of Power Spectral Density

Appendix E. Test Results of Emissions in Non-restricted Frequency Bands

Appendix F. Test Results of Emissions in Restricted Frequency Bands

Appendix G. Test Photos

Photographs of EUT v01

History of this test report

Report No.	Version	Description	Issued Date
FR112814-03AA	01	Initial issue of report	Aug. 18, 2021

Summary of Test Result

Report Clause	Ref Std. Clause	Test Items	Result (PASS/FAIL)	Remark
1.1.2	15.203	Antenna Requirement	PASS	-
3.1	15.207	AC Power-line Conducted Emissions	PASS	-
3.2	15.247(a)	DTS Bandwidth	PASS	-
3.3	15.247(b)	Maximum Conducted Output Power	PASS	-
3.4	15.247(e)	Power Spectral Density	PASS	-
3.5	15.247(d)	Emissions in Non-restricted Frequency Bands	PASS	-
3.6	15.247(d)	Emissions in Restricted Frequency Bands	PASS	-
Note: Reference to Sporton Project No.: 112814.				

Declaration of Conformity:
The test results with all measurement uncertainty excluded are presented in accordance with the regulation limits or requirements declared by manufacturers.
Comments and Explanations:
The declared of product specification for EUT presented in the report are provided by the manufacturer, and the manufacturer takes all the responsibilities for the accuracy of product specification.

Reviewed by: Sam Chen
Report Producer: Wendy Pan

1 General Description

1.1 Information

1.1.1 RF General Information

Frequency Range (MHz)	IEEE Std. 802.11	Ch. Frequency (MHz)	Channel Number
2400-2483.5	b, g, n (HT20), VHT20, ax (HEW20)	2412-2462	1-11 [11]
2400-2483.5	n (HT40), VHT40, ax (HEW40)	2422-2452	3-9 [7]

Band	Mode	BWch (MHz)	Nant
2.4-2.4835GHz	802.11b	20	1TX
2.4-2.4835GHz	802.11g	20	4TX
2.4-2.4835GHz	802.11n HT20	20	4TX
2.4-2.4835GHz	VHT20	20	4TX
2.4-2.4835GHz	802.11ax HEW20	20	4TX
2.4-2.4835GHz	802.11n HT40	40	4TX
2.4-2.4835GHz	VHT40	40	4TX
2.4-2.4835GHz	802.11ax HEW40	40	4TX

Note:
- 11b mode uses a combination of DSSS-DBPSK, DQPSK, CCK modulation.
- 11g, HT20 and HT40 use a combination of OFDM-BPSK, QPSK, 16QAM, 64QAM modulation.
- VHT20, VHT40 use a combination of OFDM-BPSK, QPSK, 16QAM, 64QAM, 256QAM modulation.
- HEW20, HEW40 use a combination of OFDMA-BPSK, QPSK, 16QAM, 64QAM, 256QAM, 1024QAM modulation.
- BWch is the nominal channel bandwidth.

1.1.2 Antenna Information

Ant.	Port	Brand	Model Name	Antenna Type	Connector	Gain (dBi)	
						2.4GHz	5GHz
1	1	CBN	CH8679	PCB Dipole	I-Pex	4.0	-
2	2	CBN	CH8679	PCB Dipole	I-Pex	4.0	-
3	3	CBN	CH8679	PCB PIFA	I-Pex	3.2	-
4	4	CBN	CH8679	PCB PIFA	I-Pex	3.1	-
5	1	CBN	CH8679	PCB Dipole	I-Pex	-	3.5
6	2	CBN	CH8679	PCB Dipole	I-Pex	-	3.5
7	3	CBN	CH8679	PCB Dipole	I-Pex	-	4.9
8	4	CBN	CH8679	PCB Dipole	I-Pex	-	5.3

Note: The above information was declared by manufacturer.

For 2.4GHz function:

For IEEE 802.11b (1TX/1RX):

Only Port 1 can be used as transmitting/receiving.

For IEEE 802.11g/n/VHT/ax (4TX/4RX):

Port 1, Port 2, Pot 3 and Port 4 can be used as transmitting/receiving antenna.

Port 1, Port 2, Pot 3 and Port 4 could transmit/receive simultaneously.

For 5GHz function:

For IEEE 802.11a/n/ac/ax (4TX/4RX):

Port 1, Port 2, Pot 3 and Port 4 can be used as transmitting/receiving antenna.

Port 1, Port 2, Pot 3 and Port 4 could transmit/receive simultaneously.

1.1.3 Mode Test Duty Cycle

Mode	DC	DCF(dB)	T(s)	VBW(Hz) ≥ 1/T
802.11b	1	0	n/a (DC>=0.98)	n/a (DC>=0.98)
802.11g	0.992	0.03	n/a (DC>=0.98)	n/a (DC>=0.98)
802.11ax HEW20	0.995	0.02	n/a (DC>=0.98)	n/a (DC>=0.98)
802.11ax HEW40	0.988	0.05	n/a (DC>=0.98)	n/a (DC>=0.98)

Note:
- DC is Duty Cycle.
- DCF is Duty Cycle Factor.

1.1.4 EUT Operational Condition

EUT Power Type	From Power Adapter			
Beamforming Function	☐	With beamforming	☒	Without beamforming
Function	☒	Point-to-multipoint	☐	Point-to-point
Test Software Version	DUT GUI V610.32			
Serial Number	520281028900069201120301			

Note: The above information was declared by manufacturer.

1.2 Applicable Standards

According to the specifications of the manufacturer, the EUT must comply with the requirements of the following standards:

- 47 CFR FCC Part 15.247
- ANSI C63.10-2013

The following reference test guidance is not within the scope of accreditation of TAF.

- FCC KDB 558074 D01 v05r02
- FCC KDB 662911 D01 v02r01
- FCC KDB 414788 D01 v01r01

1.3 Testing Location Information

Testing Location Information	
Test Lab.：Sporton International Inc. Hsinchu Laboratory	
Hsinchu	ADD: No.8, Ln. 724, Bo'ai St., Zhubei City, Hsinchu County 302010, Taiwan (R.O.C.)
(TAF: 3787)	TEL: 886-3-656-9065 FAX: 886-3-656-9085
	Test site Designation No. TW3787 with FCC.
	Conformity Assessment Body Identifier (CABID) TW3787 with ISED.

Test Condition	Test Site No.	Test Engineer	Test Environment (°C / %)	Test Date
RF Conducted	TH03-CB	Owen Hsu	24.3-26.2 / 62-66	Feb. 26, 2021 ~ Jul. 24, 2021
Radiated<1GHz	10CH01-CB	Zack Kuo	25~27 / 58~59	Jul. 12, 2021
Radiated>1GHz	03CH04-CB	Bruce Yang	20.8-22 / 55-58	Jul. 21, 2021 ~ Jul. 22, 2021
			21-21.5 / 54-59	
AC Conduction	CO01-CB	Wei Li	22~23 / 54~57	Jul. 09, 2021

1.4 Measurement Uncertainty

ISO/IEC 17025 requires that an estimate of the measurement uncertainties associated with the emissions test results be included in the report. The measurement uncertainties given below are based on a 95% confidence level (based on a coverage factor (k=2)

Test Date: Before May 08, 2021

Test Items	Uncertainty	Remark
Conducted Emission	2.8 dB	Confidence levels of 95%
Output Power Measurement	1.4 dB	Confidence levels of 95%
Power Density Measurement	2.8 dB	Confidence levels of 95%
Bandwidth Measurement	0.4%	Confidence levels of 95%

Test Date: After May 07, 2021

Test Items	Uncertainty	Remark
Conducted Emission (150kHz ~ 30MHz)	2.0 dB	Confidence levels of 95%
Radiated Emission (9kHz ~ 30MHz)	1.6 dB	Confidence levels of 95%
Radiated Emission (30MHz ~ 1,000MHz)	4.2 dB	Confidence levels of 95%
Radiated Emission (1GHz ~ 18GHz)	4.7 dB	Confidence levels of 95%
Radiated Emission (18GHz ~ 40GHz)	4.2 dB	Confidence levels of 95%
Conducted Emission	2.5 dB	Confidence levels of 95%
Output Power Measurement	1.3 dB	Confidence levels of 95%
Power Density Measurement	2.5 dB	Confidence levels of 95%
Bandwidth Measurement	0.9%	Confidence levels of 95%

2 Test Configuration of EUT

2.1 Test Channel Mode

Mode	Power Setting
802.11b_Nss1,(1Mbps)_1TX	-
2412MHz	27
2437MHz	29
2462MHz	27
802.11g_Nss1,(6Mbps)_4TX	-
2412MHz	16
2417MHz	23
2437MHz	25
2457MHz	20
2462MHz	20
802.11ax HEW20_Nss1,(MCS0)_4TX	-
2412MHz	15.5
2417MHz	22
2437MHz	25
2457MHz	20
2462MHz	19
802.11ax HEW40_Nss1,(MCS0)_4TX	-
2422MHz	19.5
2437MHz	21.5
2452MHz	19.5

Note:
- Evaluated HEW20/HEW40 mode only, due to similar modulation. The power setting of HT20/HT40/VHT20/VHT40 mode are the same or lower than HEW20/HEW40.

2.2 The Worst Case Measurement Configuration

The Worst Case Mode for Following Conformance Tests	
Tests Item	AC power-line conducted emissions
Condition	AC power-line conducted measurement for line and neutral Test Voltage: 120Vac / 60Hz
Operating Mode	Normal Link
1	EUT + adapter

The Worst Case Mode for Following Conformance Tests	
Tests Item	DTS Bandwidth Maximum Conducted Output Power Power Spectral Density Emissions in Non-restricted Frequency Bands
Test Condition	Conducted measurement at transmit chains

The Worst Case Mode for Following Conformance Tests	
Tests Item	Emissions in Restricted Frequency Bands
Test Condition	Radiated measurement If EUT consist of multiple antenna assembly (multiple antenna are used in EUT regardless of spatial multiplexing MIMO configuration), the radiated test should be performed with highest antenna gain of each antenna type.
Operating Mode < 1GHz	Normal Link
1	EUT + adapter
Operating Mode > 1GHz	CTX

The Worst Case Mode for Following Conformance Tests	
Tests Item	Simultaneous Transmission Analysis - Co-location RF Exposure Evaluation
Operating Mode	
1	WLAN 2.4GHz+WLAN 5GHz
Refer to Sporton Test Report No.: FA112814-03 for Co-location RF Exposure Evaluation.	

Note: The EUT can only be used in Y-axis position.

2.3 EUT Operation during Test

For CTX Mode:

The EUT was programmed to be in continuously transmitting mode.

For Normal Link:

During the test, the EUT operation to normal function.

2.4 Accessories

Accessories			
Equipment Name	**Brand Name**	**Model Name**	**Rating**
Adapter	Frecom	F42L1-120350SPAU	Input: 100-240V~50/60Hz, 1.4A Output: 12V, 3.5A
Other			
RJ-45 cable*1, Non-shielded, 1.5m			
Cradle*1			

2.5 Support Equipment

For AC Conduction and Radiated (below 1GHz)::

Support Equipment				
No.	**Equipment**	**Brand Name**	**Model Name**	**FCC ID**
A	2.5G PC	DELL	T3400	N/A
B	Phone	SAMPO	HT-B 907WL	N/A
C	Phone	SAMPO	HT-B 907WL	N/A
D	2.4G NB	DELL	E6430	N/A
E	5G NB	DELL	E6430	N/A
F	LAN NB	DELL	E6430	N/A
G	Flash disk3.0	Transcend	JetFlash-700	N/A
I	CO	CASA	C2200	N/A
H	CO NB	Lenovo	R400	N/A

For Radiated (above 1GHz) and RF Conducted:

Support Equipment				
No.	**Equipment**	**Brand Name**	**Model Name**	**FCC ID**
A	Notebook (LAN)	DELL	E4300	N/A

2.6 Test Setup Diagram

Test Setup Diagram – AC Line Conducted Emission Test

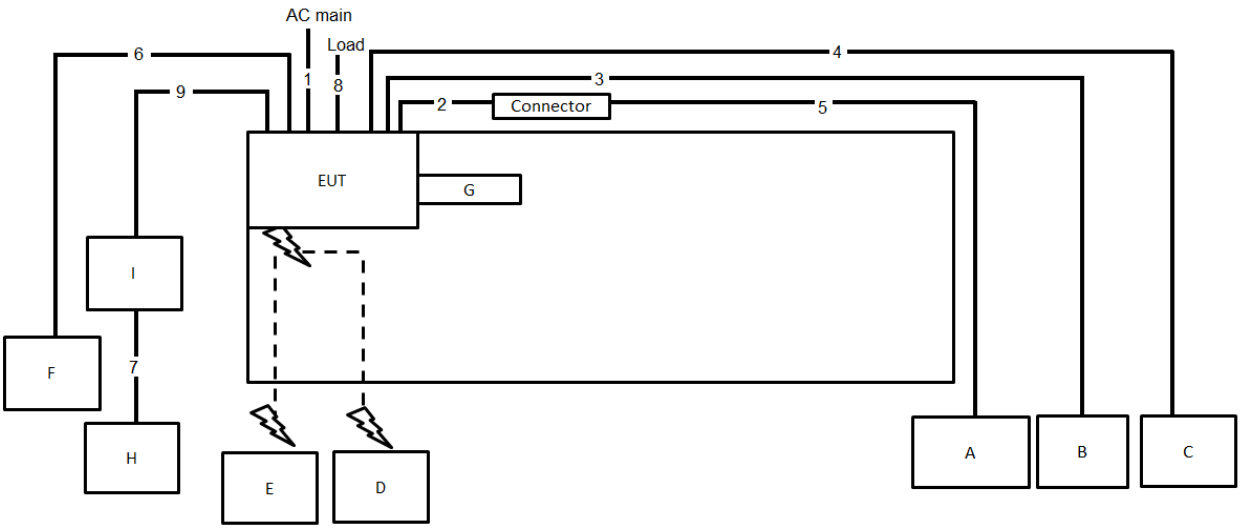

Item	Connection	Shielded	Length
1	Power cable	No	1.5m
2	RJ-45 cable	No	1.5m
3	RJ-11 cable	No	10m
4	RJ-11 cable	No	10m
5	RJ-45 cable	No	10m
6	RJ-45 cable	No	10m
7	RJ-45 cable	No	1.5m
8	RJ-45 cable*3	No	1.5m
9	Coaxial cable	Yes	10m

Test Setup Diagram - Radiated Test < 1GHz

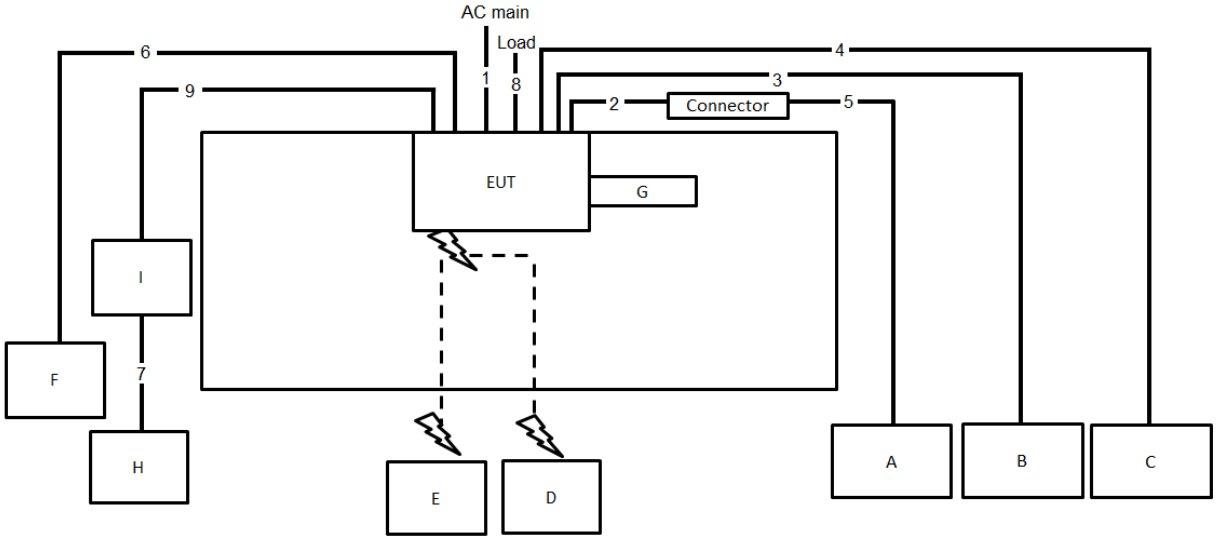

Item	Connection	Shielded	Length
1	Power cable	No	1.5m
2	RJ-45 cable	No	1.5m
3	RJ-11 cable	No	10m
4	RJ-11 cable	No	10m
5	RJ-45 cable	No	10m
6	RJ-45 cable	No	10m
7	RJ-45 cable	No	1.5m
8	RJ-45 cable*3	No	1.5m
9	Coaxial cable	Yes	10m

Test Setup Diagram - Radiated Test > 1GHz

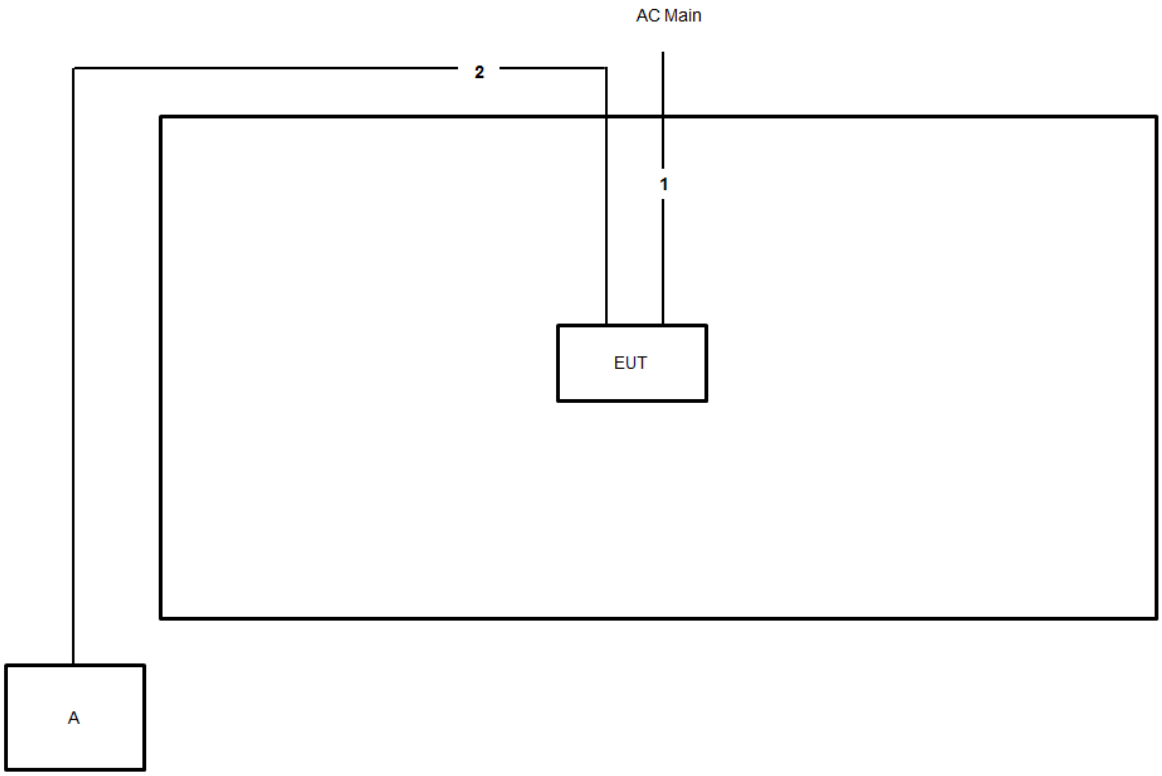

Item	Connection	Shielded	Length
1	Power cable	No	1.5m
2	RJ-45 cable	No	10m

3 Transmitter Test Result

3.1 AC Power-line Conducted Emissions

3.1.1 AC Power-line Conducted Emissions Limit

AC Power-line Conducted Emissions Limit		
Frequency Emission (MHz)	**Quasi-Peak**	**Average**
0.15-0.5	66 - 56 *	56 - 46 *
0.5-5	56	46
5-30	60	50
Note 1: * Decreases with the logarithm of the frequency.		

3.1.2 Measuring Instruments

Refer a test equipment and calibration data table in this test report.

3.1.3 Test Procedures

Test Method
☒ Refer as ANSI C63.10-2013, clause 6.2 for AC power-line conducted emissions.

3.1.4 Test Setup

AC Power-line Conducted Emissions

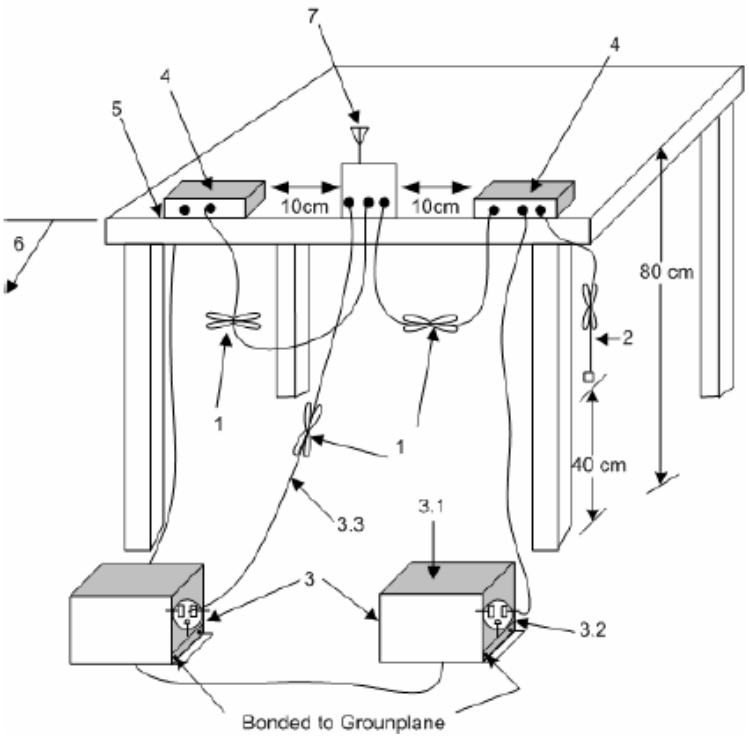

1—Interconnecting cables that hang closer than 40 cm to the ground plane shall be folded back and forth in the center forming a bundle 30 cm to 40 cm long.
2—The I/O cables that are not connected to an accessory shall be bundled in the center. The end of the cable may be terminated, if required, using the correct terminating impedance. The overall length shall not exceed 1 m.
3—EUT connected to one LISN. Unused LISN measuring port connectors shall be terminated in 50 Ω loads. LISN may be placed on top of, or immediately beneath, reference ground plane.
3.1—All other equipment powered from additional LISN(s).
3.2—A multiple-outlet strip may be used for multiple power cords of non-EUT equipment.
3.3—LISN at least 80 cm from nearest part of EUT chassis.
4—Non-EUT components of EUT system being tested.
5—Rear of EUT, including peripherals, shall all be aligned and flush with edge of tabletop.
6—Edge of tabletop shall be 40 cm removed from a vertical conducting plane that is bonded to the ground plane.
7—Antenna can be integral or detachable. If detachable, then the antenna shall be attached for this test.

3.1.5 Measurement Results Calculation

The measured Level is calculated using:

a. Corrected Reading: LISN Factor (LISN) + Attenuator (AT/AUX) + Cable Loss (CL) + Read Level (Raw) = Level

b. Margin = -Limit + Level

3.1.6 Test Result of AC Power-line Conducted Emissions

Refer as Appendix A

3.2 DTS Bandwidth

3.2.1 6dB Bandwidth Limit

6dB Bandwidth Limit
Systems using digital modulation techniques:
▪ 6 dB bandwidth ≥ 500 kHz.

3.2.2 Measuring Instruments

Refer a test equipment and calibration data table in this test report.

3.2.3 Test Procedures

Test Method	
▪ For the emission bandwidth shall be measured using one of the options below:	
	☒ Refer as FCC KDB 558074, clause 8.2 & C63.10 clause 11.8.1 Option 1 for 6 dB bandwidth measurement.
	☐ Refer as FCC KDB 558074, clause 8.2 & C63.10 clause 11.8.2 Option 2 for 6 dB bandwidth measurement.
	☐ Refer as ANSI C63.10, clause 6.9.1 for occupied bandwidth testing.

3.2.4 Test Setup

Emission Bandwidth

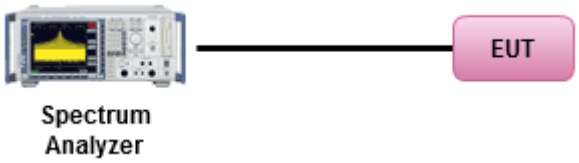

3.2.5 Test Result of Emission Bandwidth

Refer as Appendix B

3.3 Maximum Conducted Output Power

3.3.1 Maximum Conducted Output Power Limit

Maximum Conducted Output Power Limit		
	▪ If $G_{TX} \leq 6$ dBi, then $P_{Out} \leq 30$ dBm (1 W)	
	▪ Point-to-multipoint systems (P2M): If $G_{TX} > 6$ dBi, then $P_{Out} = 30 – (G_{TX} – 6)$ dBm	
	▪ Point-to-point systems (P2P): If $G_{TX} > 6$ dBi, then $P_{Out} = 30 – (G_{TX} – 6)/3$ dBm	
	▪ Smart antenna system (SAS):	
		- Single beam: If $G_{TX} > 6$ dBi, then $P_{Out} = 30 – (G_{TX} – 6)/3$ dBm
		- Overlap beam: If $G_{TX} > 6$ dBi, then $P_{Out} = 30 – (G_{TX} – 6)/3$ dBm
		- Aggregate power on all beams: If $G_{TX} > 6$ dBi, then $P_{Out} = 30 – (G_{TX} – 6)/3 + 8$dB dBm
P_{Out} = maximum peak conducted output power or maximum conducted output power in dBm, **G_{TX}** = the maximum transmitting antenna directional gain in dBi.		

3.3.2 Measuring Instruments

Refer a test equipment and calibration data table in this test report.

3.3.3 Test Procedures

Test Method	
▪ Maximum Peak Conducted Output Power	
	☐ Refer as FCC KDB 558074, clause 8.3.1.1 & C63.10 clause 11.9.1.1 (RBW ≥ EBW method).
	☐ Refer as FCC KDB 558074, clause 8.3.1.3 & C63.10 clause 11.9.1.3 (peak power meter
▪ Maximum Conducted Output Power	
	[duty cycle ≥ 98% or external video / power trigger]
	☐ Refer as FCC KDB 558074, clause 8.3.2.2 & C63.10 clause 11.9.2.2.2 Method AVGSA-1.
	☐ Refer as FCC KDB 558074, clause 8.3.2.2 & C63.10 clause 11.9.2.2.3 Method AVGSA-1A. (alternative)
	duty cycle < 98% and average over on/off periods with duty factor
	☐ Refer as FCC KDB 558074, clause 8.3.2.2 & C63.10 clause 11.9.2.2.4 Method AVGSA-2.
	☐ Refer as FCC KDB 558074, clause 8.3.2.2 & C63.10 clause 11.9.2.2.5 Method AVGSA-2A (alternative)
	☐ Refer as FCC KDB 558074, clause 8.3.2.2 & C63.10 clause 11.9.2.2.6 Method AVGSA-3
	☐ Refer as FCC KDB 558074, clause 8.3.2.2 & C63.10 clause 11.9.2.2.7 Method AVGSA-3A (alternative)
	Measurement using a power meter (PM)
	☐ Refer as FCC KDB 558074, clause 8.3.2.3 & C63.10 clause 11.9.2.3.1 Method AVGPM (using an RF average power meter).
	☒ Refer as FCC KDB 558074, clause 8.3.2.3 & C63.10 clause 11.9.2.3.2 Method AVGPM-G (using an gate RF average power meter).
▪ For conducted measurement.	
	▪ If the EUT supports multiple transmit chains using options given below: Refer as FCC KDB 662911, In-band power measurements. Using the measure-and-sum approach, measured all transmit ports individually. Sum the power (in linear power units e.g., mW) of all ports for each individual sample and save them.
	▪ If multiple transmit chains, EIRP calculation could be following as methods: $P_{total} = P_1 + P_2 + \ldots + P_n$ (calculated in linear unit [mW] and transfer to log unit [dBm]) $EIRP_{total} = P_{total} + DG$

3.3.4 Test Setup

Maximum Conducted Output Power (Power Meter)

3.3.5 Test Result of Maximum Conducted Output Power

Refer as Appendix C

3.4 Power Spectral Density

3.4.1 Power Spectral Density Limit

Power Spectral Density Limit
▪ Power Spectral Density (PSD) ≤ 8 dBm/3kHz

3.4.2 Measuring Instruments

Refer a test equipment and calibration data table in this test report.

3.4.3 Test Procedures

Test Method		
▪ Peak power spectral density procedures that the same method as used to determine the conducted output power. If maximum peak conducted output power was measured to demonstrate compliance to the output power limit, then the peak PSD procedure below (Method PKPSD) shall be used. If maximum conducted output power was measured to demonstrate compliance to the output power limit, then one of the average PSD procedures shall be used, as applicable based on the following criteria (the peak PSD procedure is also an acceptable option).		
	☒ Refer as FCC KDB 558074, clause 8.4 & C63.10 clause 11.10 Method Max. PSD.	
▪ For conducted measurement.		
	▪ If The EUT supports multiple transmit chains using options given below:	
		☒ Option 1: Measure and sum the spectra across the outputs. Refer as FCC KDB 662911, In-band power spectral density (PSD). Sample all transmit ports simultaneously using a spectrum analyzer for each transmit port. Where the trace bin-by-bin of each transmit port summing can be performed. (i.e., in the first spectral bin of output 1 is summed with that in the first spectral bin of output 2 and that from the first spectral bin of output 3, and so on up to the NTX output to obtain the value for the first frequency bin of the summed spectrum.). Add up the amplitude (power) values for the different transmit chains and use this as the new data trace.
		☐ Option 2: Measure and sum spectral maxima across the outputs. With this technique, spectra are measured at each output of the device at the required resolution bandwidth. The maximum value (peak) of each spectrum is determined. These maximum values are then summed mathematically in linear power units across the outputs. These operations shall be performed separately over frequency spans that have different out-of-band or spurious emission limits,
		☐ Option 3: Measure and add 10 log(N) dB, where N is the number of transmit chains. Refer as FCC KDB 662911, In-band power spectral density (PSD). Performed at each transmit chains and each transmit chains shall be compared with the limit have been reduced with 10 log(N). Or each transmit chains shall be add 10 log(N) to compared with the limit.

3.4.4 Test Setup

Power Spectral Density

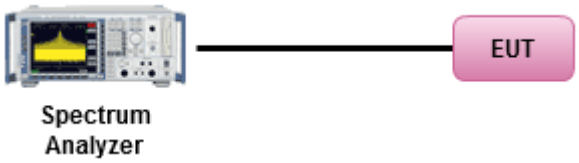

3.4.5 Test Result of Power Spectral Density

Refer as Appendix D

3.5 Emissions in Non-restricted Frequency Bands

3.5.1 Emissions in Non-restricted Frequency Bands Limit

Un-restricted Band Emissions Limit	
RF output power procedure	**Limit (dBc)**
Peak output power procedure	20
Average output power procedure	30

Note 1: If the peak output power procedure is used to measure the fundamental emission power to demonstrate compliance to requirements, then the peak conducted output power measured within any 100 kHz outside the authorized frequency band shall be attenuated by at least 20 dB relative to the maximum measured in-band peak PSD level.

Note 2: If the average output power procedure is used to measure the fundamental emission power to demonstrate compliance to requirements, then the power in any 100 kHz outside of the authorized frequency band shall be attenuated by at least 30 dB relative to the maximum measured in-band average PSD level.

3.5.2 Measuring Instruments

Refer a test equipment and calibration data table in this test report.

3.5.3 Test Procedures

Test Method
▪ Refer as FCC KDB 558074, clause 8.5 for unwanted emissions into non-restricted bands.

3.5.4 Test Setup

Emissions in Non-restricted Frequency Bands



3.5.5 Test Result of Emissions in Non-restricted Frequency Bands

Refer as Appendix E

3.6 Emissions in Restricted Frequency Bands

3.6.1 Emissions in Restricted Frequency Bands Limit

Restricted Band Emissions Limit			
Frequency Range (MHz)	**Field Strength (uV/m)**	**Field Strength (dBuV/m)**	**Measure Distance (m)**
0.009~0.490	2400/F(kHz)	48.5 - 13.8	300
0.490~1.705	24000/F(kHz)	33.8 - 23	30
1.705~30.0	30	29	30
30~88	100	40	3
88~216	150	43.5	3
216~960	200	46	3
Above 960	500	54	3

Note 1: Test distance for frequencies at or above 30 MHz, measurements may be performed at a distance other than the limit distance provided they are not performed in the near field and the emissions to be measured can be detected by the measurement equipment. When performing measurements at a distance other than that specified, the results shall be extrapolated to the specified distance using an extrapolation factor of 20 dB/decade (inverse of linear distance for field-strength measurements, inverse of linear distance-squared for power-density measurements).

Note 2: Test distance for frequencies at below 30 MHz, measurements may be performed at a distance closer than the EUT limit distance; however, an attempt should be made to avoid making measurements in the near field. When performing measurements below 30 MHz at a closer distance than the limit distance, the results shall be extrapolated to the specified distance by either making measurements at a minimum of two or more distances on at least one radial to determine the proper extrapolation factor or by using the square of an inverse linear distance extrapolation factor (40 dB/decade). The test report shall specify the extrapolation method used to determine compliance of the EUT.

Note 3: Using the distance of 1m during the test for above 18 GHz, and the test value to correct for the distance factor at 3m.

3.6.2 Measuring Instruments

Refer a test equipment and calibration data table in this test report.

3.6.3 Test Procedures

Test Method			
▪ The average emission levels shall be measured in [duty cycle ≥ 98 or duty factor].			
▪ Refer as ANSI C63.10, clause 6.10.3 band-edge testing shall be performed at the lowest frequency channel and highest frequency channel within the allowed operating band.			
▪ For the transmitter unwanted emissions shall be measured using following options below:			
	▪ Refer as FCC KDB 558074, clause 8.6 for unwanted emissions into restricted bands.		
		☐	Refer as FCC KDB 558074, clause 8.6 & C63.10 clause 11.12.2.5.1(trace averaging for duty cycle ≥98%).
		☐	Refer as FCC KDB 558074, clause 8.6 & C63.10 clause 11.12.2.5.2(trace averaging + duty factor).
		☒	Refer as FCC KDB 558074, clause 8.6 & C63.10 clause 11.12.2.5.3(Reduced VBW≥1/T).
		☐	Refer as ANSI C63.10, clause 11.12.2.5.3 (Reduced VBW). VBW ≥ 1/T, where T is pulse time.
		☐	Refer as ANSI C63.10, clause 7.5 average value of pulsed emissions.
		☒	Refer as FCC KDB 558074, clause 8.6 & C63.10 clause 11.12.2.4 measurement procedure peak limit.
▪ For the transmitter band-edge emissions shall be measured using following options below:			
	▪ Refer as FCC KDB 558074 clause 8.7 & C63.10 clause 11.13.1, When the performing peak or average radiated measurements, emissions within 2 MHz of the authorized band edge may be measured using the marker-delta method described below.		
	▪ Refer as FCC KDB 558074, clause 8.7 (ANSI C63.10, clause 6.10.6) for marker-delta method for band-edge measurements.		
	▪ Refer as FCC KDB 558074, clause 8.7 for narrower resolution bandwidth (100kHz) using the band power and summing the spectral levels (i.e., 1 MHz).		
	▪ For conducted unwanted emissions into restricted bands (absolute emission limits). Devices with multiple transmit chains using options given below: (1) Measure and sum the spectra across the outputs or (2) Measure and add 10 log(N) dB		
	▪ For FCC KDB 662911 The methodology described here may overestimate array gain, thereby resulting in apparent failures to satisfy the out-of-band limits even if the device is actually compliant. In such cases, compliance may be demonstrated by performing radiated tests around the frequencies at which the apparent failures occurred.		

3.6.4 Test Setup

Radiated - Emissions in Restricted Frequency Bands

9kHz ~30MHz

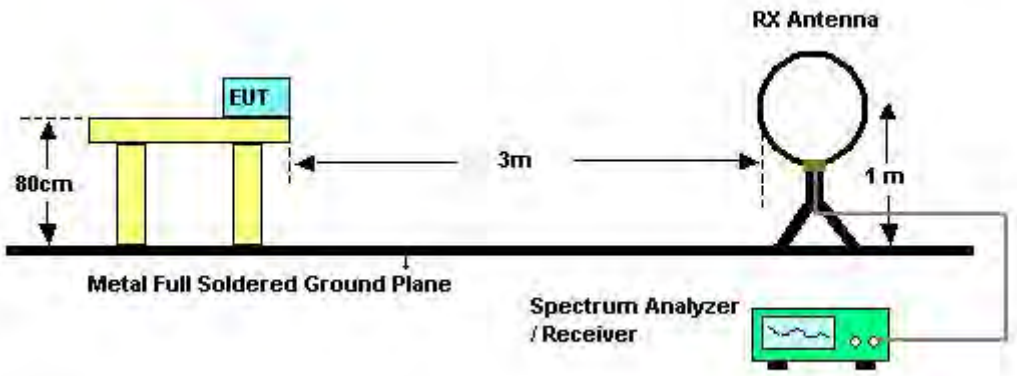

30MHz~1GHz

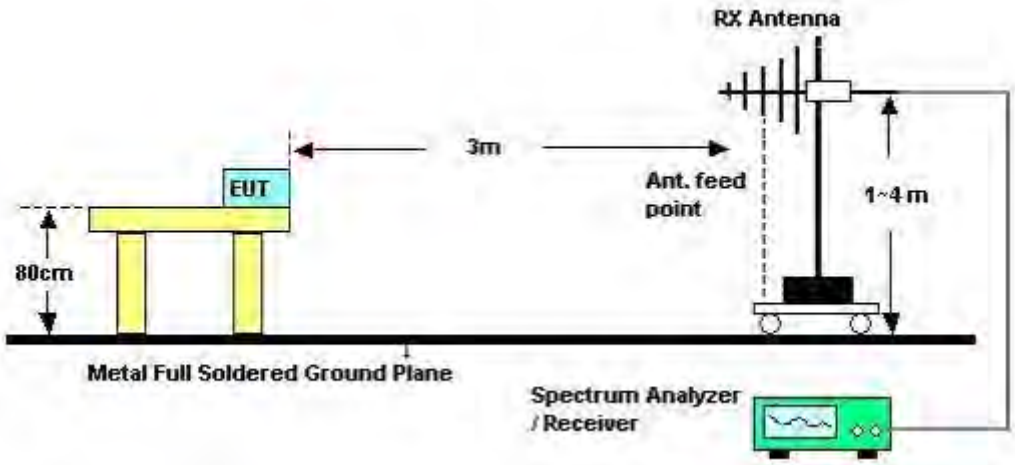

Above 1GHz

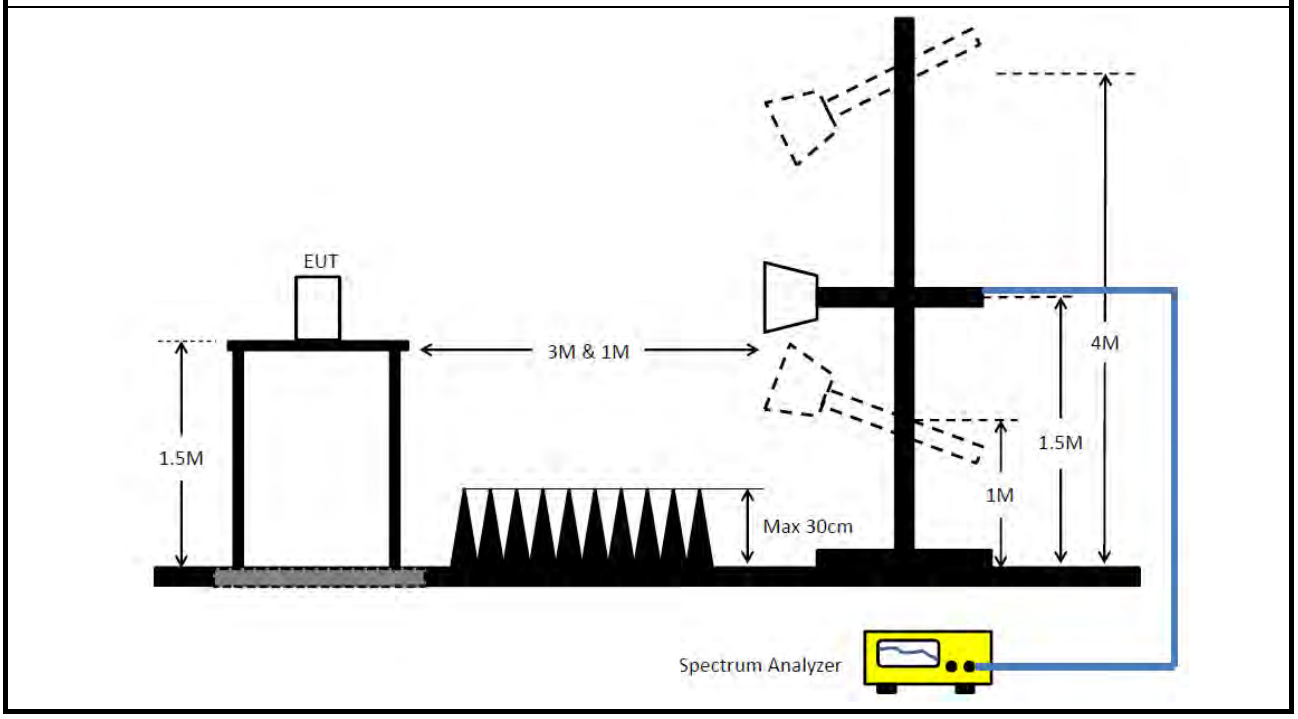

3.6.5 Measurement Results Calculation

The measured Level is calculated using:
Corrected Reading: Antenna factor (AF) + Cable loss (CL) + Read level (Raw) - Preamp factor (PA)(if applicable) = Level.

3.6.6 Emissions in Restricted Frequency Bands (Below 30MHz)

There is a comparison data of both open-field test site and alternative test site - semi-Anechoic chamber according to KDB414788 Radiated Test Site, and the result came out very similar.
All amplitude of spurious emissions that are attenuated by more than 20 dB below the permissible value has no need to be reported.
The radiated emissions were investigated from 9 kHz or the lowest frequency generated within the device, up to the 10th harmonic or 40 GHz, whichever is appropriate.

3.6.7 Test Result of Emissions in Restricted Frequency Bands

Refer as Appendix F

4 Test Equipment and Calibration Data

Instrument	Brand	Model No.	Serial No.	Characteristics	Calibration Date	Calibration Due Date	Remark
EMI Receiver	Agilent	N9038A	My52260123	9kHz ~ 8.4GHz	Mar. 03, 2021	Mar. 02, 2022	Conduction (CO01-CB)
LISN	F.C.C.	FCC-LISN-50-16-2	04083	150kHz ~ 100MHz	Jan. 06, 2021	Jan. 05, 2022	Conduction (CO01-CB)
LISN	Schwarzbeck	NSLK 8127	8127647	9kHz ~ 30MHz	Mar. 07, 2021	Mar. 06, 2022	Conduction (CO01-CB)
Pulse Limiter	Rohde&Schwarz	ESH3-Z2	100430	9kHz ~ 30MHz	Jan. 30, 2021	Jan. 29, 2022	Conduction (CO01-CB)
COND Cable	Woken	Cable	Low cable-CO01	9kHz ~ 30MHz	May 19, 2021	May 18, 2022	Conduction (CO01-CB)
Software	SPORTON	SENSE	V5.10	-	N.C.R.	N.C.R.	Conduction (CO01-CB)
Loop Antenna	Teseq	HLA 6120	24155	9kHz - 30 MHz	Apr. 14, 2021	Apr. 13, 2022	Radiation (10CH01-CB)
10m Semi Anechoic Chamber NSA	TDK	SAC-10M	10CH01-CB	30MHz~1GHz 10m,3m	Jan. 28, 2021	Jan. 27, 2022	Radiation (10CH01-CB)
Pre-Amplifier	Agilent	8447D	2944A10783	9kHz ~ 1.3GHz	Mar. 11, 2021	Mar. 10, 2022	Radiation (10CH01-CB)
Pre-Amplifier	Agilent	8447D	2944A10784	9kHz ~ 1.3GHz	Mar. 11, 2021	Mar. 10, 2022	Radiation (10CH01-CB)
Low Cable	Woken	SUCOFLEX 104	low cable-01	25MHz ~ 1GHz	Oct. 20, 2020	Oct. 19, 2021	Radiation (10CH01-CB)
High Cable	Woken	SUCOFLEX 104	low cable-02	25MHz ~ 1GHz	Oct. 20, 2020	Oct. 19, 2021	Radiation (10CH01-CB)
Bilog Antenna with 6dB Attenator	Chase & EMCI	CBL6111A &N-6-06	1543 &AT-N0609	30MHz ~ 1GHz	Jul. 01, 2021	Jun. 30, 2022	Radiation (10CH01-CB)
EMI Receiver	Agilent	N9038A	MY52260140	9kHz ~ 8.4GHz	May 05, 2021	May 04, 2022	Radiation (10CH01-CB)
Spectrum Analyzer	Rohde&Schwarz	FSV30	101026	9kHz ~ 30GHz	Mar. 08, 2021	Mar. 07, 2022	Radiation (10CH01-CB)
Software	SPORTON	SENSE	V5.10	-	N.C.R.	N.C.R.	Radiation (10CH01-CB)
3m Semi Anechoic Chamber VSWR	TDK	SAC-3M	03CH04-CB	1GHz ~18GHz 3m	Feb. 25, 2021	Feb. 24, 2022	Radiation (03CH04-CB)
Horn Antenna	ETS・Lindgren	3115	00143147	750MHz~18GHz	Oct. 23, 2020	Oct. 22, 2021	Radiation (03CH04-CB)
Horn Antenna	SCHWARZBECK	BBHA 9170	BBHA9170507	15GHz ~ 40GHz	Jun. 18, 2021	Jun. 17, 2022	Radiation (03CH04-CB)
Pre-Amplifier	Agilent	83017A	MY53270063	0.5GHz ~ 26.5GHz	Jul. 12, 2021	Jul. 11, 2022	Radiation (03CH04-CB)
Amplifier	-	-	TF-130N-R1	18GHz ~ 40GHz	Jun.15, 2021	Jun. 14, 2022	Radiation (03CH04-CB)

Instrument	Brand	Model No.	Serial No.	Characteristics	Calibration Date	Calibration Due Date	Remark
Spectrum Analyzer	R&S	FSP40	100142	9kHz~40GHz	Feb. 19, 2021	Feb. 18, 2022	Radiation (03CH04-CB
RF Cable-high	Woken	RG402	High Cable-21	1GHz - 18GHz	Oct. 05, 2020	Oct. 04, 2021	Radiation (03CH04-CB)
RF Cable-high	Woken	RG402	High Cable-21+67	1GHz - 18GHz	Nov. 05, 2020	Nov. 04, 2021	Radiation (03CH04-CB)
RF Cable-high	Woken	RG402	High Cable-40G#1	18GHz ~ 40 GHz	Jul. 15, 2021	Jul. 14, 2022	Radiation (03CH04-CB)
RF Cable-high	Woken	RG402	High Cable-40G#2	18GHz ~ 40 GHz	Jul. 15, 2021	Jul. 14, 2022	Radiation (03CH04-CB)
Test Software	SPORTON	SENSE	V5.10	-	N.C.R.	N.C.R.	Radiation (03CH04-CB)
Spectrum analyzer	R&S	FSV40	101028	9kHz~40GHz	Dec. 31, 2020	Dec. 30, 2021	Conducted (TH03-CB)
Power Sensor	Anritsu	MA2411B	1726195	300MHz~40GHz	Aug. 17, 2020	Aug. 16, 2021	Conducted (TH03-CB)
Power Meter	Anritsu	ML2495A	1035008	300MHz~40GHz	Aug. 17, 2020	Aug. 16, 2021	Conducted (TH03-CB)
RF Cable-high	Woken	RG402	High Cable-11	1 GHz –18 GHz	Oct. 05, 2020	Oct. 04, 2021	Conducted (TH03-CB)
RF Cable-high	Woken	RG402	High Cable-12	1 GHz –18 GHz	Oct. 05, 2020	Oct. 04, 2021	Conducted (TH03-CB)
RF Cable-high	Woken	RG402	High Cable-13	1 GHz –18 GHz	Oct. 05, 2020	Oct. 04, 2021	Conducted (TH03-CB)
RF Cable-high	Woken	RG402	High Cable-14	1 GHz –18 GHz	Oct. 05, 2020	Oct. 04, 2021	Conducted (TH03-CB)
RF Cable-high	Woken	RG402	High Cable-15	1 GHz –18 GHz	Oct. 05, 2020	Oct. 04, 2021	Conducted (TH03-CB)
Test Software	SPORTON	SENSE	V5.10	-	N.C.R.	N.C.R.	Conducted (TH03-CB)

Note: Calibration Interval of instruments listed above is one year.

N.C.R. means Non-Calibration required.

Summary

Mode	Result	Type	Freq (Hz)	Level (dBuV)	Limit (dBuV)	Margin (dB)	Condition
Mode 1	Pass	QP	163.5k	42.71	65.27	-22.56	Neutral

Mode 1

09/07/2021

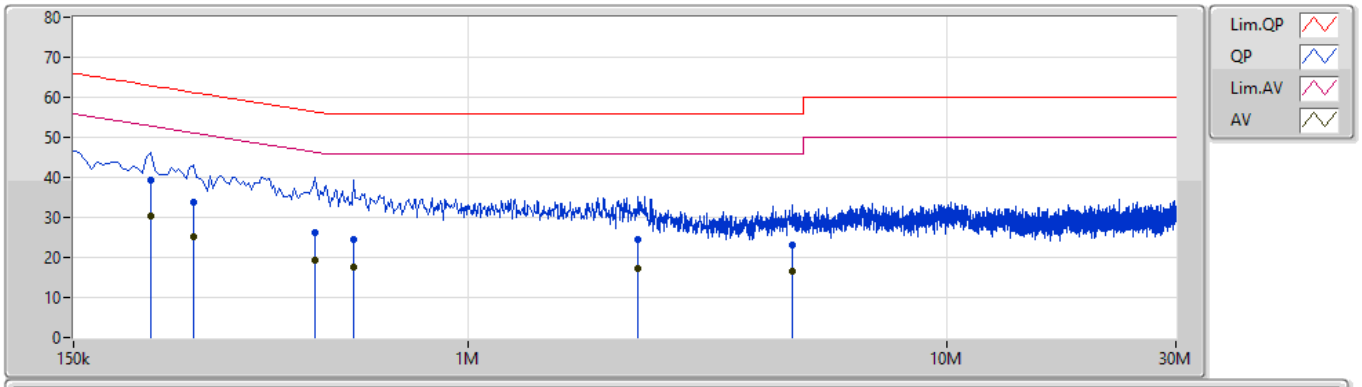

Type	Freq	Level	Limit	Margin	Factor	Condition	Comment	Raw	LISN	CL	AT
	(Hz)	(dBuV)	(dBuV)	(dB)	(dB)			(dBuV)	(dB)	(dB)	(dB)
QP	217.5k	39.17	62.92	-23.75	9.89	Line	-	29.28	0.04	0.04	9.81
AV	217.5k	30.23	52.92	-22.69	9.89	Line	"Worst"	20.34	0.04	0.04	9.81
QP	267k	33.90	61.20	-27.30	9.89	Line	-	24.01	0.04	0.04	9.81
AV	267k	25.21	51.20	-25.99	9.89	Line	-	15.32	0.04	0.04	9.81
QP	478.5k	26.37	56.36	-29.99	9.90	Line	-	16.47	0.04	0.04	9.82
AV	478.5k	19.18	46.36	-27.18	9.90	Line	-	9.28	0.04	0.04	9.82
QP	577.5k	24.56	56.00	-31.44	9.91	Line	-	14.65	0.05	0.04	9.82
AV	577.5k	17.71	46.00	-28.29	9.91	Line	-	7.80	0.05	0.04	9.82
QP	2.265M	24.46	56.00	-31.54	10.01	Line	-	14.45	0.10	0.08	9.83
AV	2.265M	17.39	46.00	-28.61	10.01	Line	-	7.38	0.10	0.08	9.83
QP	4.749M	23.17	56.00	-32.83	10.16	Line	-	13.01	0.15	0.13	9.88
AV	4.749M	16.39	46.00	-29.61	10.16	Line	-	6.23	0.15	0.13	9.88

Mode 1

09/07/2021

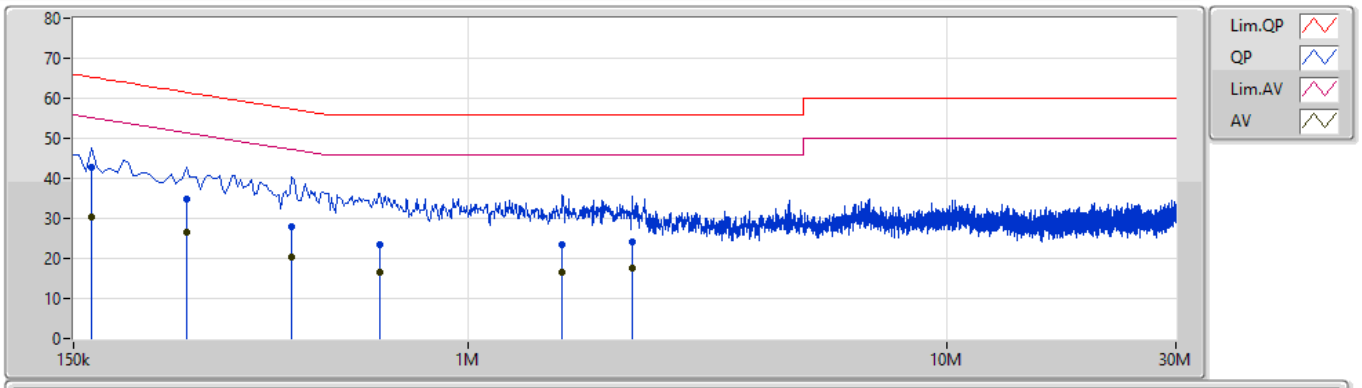

Type	Freq	Level	Limit	Margin	Factor	Condition	Comment	Raw	LISN	CL	AT
	(Hz)	(dBuV)	(dBuV)	(dB)	(dB)			(dBuV)	(dB)	(dB)	(dB)
QP	163.5k	42.71	65.27	-22.56	9.88	Neutral	"Worst"	32.83	0.03	0.04	9.81
AV	163.5k	30.38	55.27	-24.89	9.88	Neutral	-	20.50	0.03	0.04	9.81
QP	258k	34.96	61.49	-26.53	9.88	Neutral	-	25.08	0.03	0.04	9.81
AV	258k	26.41	51.49	-25.08	9.88	Neutral	-	16.53	0.03	0.04	9.81
QP	429k	27.83	57.28	-29.45	9.89	Neutral	-	17.94	0.03	0.04	9.82
AV	429k	20.34	47.28	-26.94	9.89	Neutral	-	10.45	0.03	0.04	9.82
QP	654k	23.57	56.00	-32.43	9.91	Neutral	-	13.66	0.04	0.04	9.83
AV	654k	16.58	46.00	-29.42	9.91	Neutral	-	6.67	0.04	0.04	9.83
QP	1.572M	23.45	56.00	-32.55	9.94	Neutral	-	13.51	0.06	0.06	9.82
AV	1.572M	16.39	46.00	-29.61	9.94	Neutral	-	6.45	0.06	0.06	9.82
QP	2.198M	24.17	56.00	-31.83	9.98	Neutral	-	14.19	0.07	0.08	9.83
AV	2.198M	17.43	46.00	-28.57	9.98	Neutral	-	7.45	0.07	0.08	9.83

Summary

Mode	Max-N dB (Hz)	Max-OBW (Hz)	ITU-Code	Min-N dB (Hz)	Min-OBW (Hz)
2.4-2.4835GHz	-	-	-	-	-
802.11b_Nss1,(1Mbps)_1TX	10.025M	15.692M	15M7G1D	8.55M	12.769M
802.11g_Nss1,(6Mbps)_4TX	16.4M	21.639M	21M6D1D	15.9M	16.592M
802.11ax HEW20_Nss1,(MCS0)_4TX	19.1M	21.889M	21M9D1D	18.55M	18.991M
802.11ax HEW40_Nss1,(MCS0)_4TX	38.05M	38.131M	38M1D1D	36.3M	37.931M

Max-N dB = Maximum 6dB down bandwidth; **Max-OBW** = Maximum 99% occupied bandwidth;
Min-N dB = Minimum 6dB down bandwidth; **Min-OBW** = Minimum 99% occupied bandwidth;

Result

Mode	Result	Limit (Hz)	Port 1-N dB (Hz)	Port 1-OBW (Hz)	Port 2-N dB (Hz)	Port 2-OBW (Hz)	Port 3-N dB (Hz)	Port 3-OBW (Hz)	Port 4-N dB (Hz)	Port 4-OBW (Hz)
802.11b_Nss1,(1Mbps)_1TX	-	-	-	-	-	-	-	-	-	-
2412MHz	Pass	500k	9.5M	14.543M	-	-	-	-	-	-
2437MHz	Pass	500k	10.025M	15.692M	-	-	-	-	-	-
2462MHz	Pass	500k	8.55M	12.769M	-	-	-	-	-	-
802.11g_Nss1,(6Mbps)_4TX	-	-	-	-	-	-	-	-	-	-
2412MHz	Pass	500k	16.375M	16.967M	16.375M	17.016M	16.4M	16.917M	16.375M	16.892M
2437MHz	Pass	500k	16.3M	18.441M	16.075M	19.765M	16.3M	21.014M	15.9M	21.639M
2462MHz	Pass	500k	16.325M	16.692M	16.325M	16.617M	16.325M	16.667M	16.3M	16.592M
802.11ax HEW20_Nss1,(MCS0)_4TX	-	-	-	-	-	-	-	-	-	-
2412MHz	Pass	500k	18.975M	19.24M	19.1M	19.265M	19.1M	19.19M	19M	19.265M
2437MHz	Pass	500k	18.675M	19.54M	18.55M	20.565M	18.625M	21.889M	18.65M	21.189M
2462MHz	Pass	500k	18.675M	19.065M	18.6M	18.991M	18.9M	19.04M	18.9M	19.015M
802.11ax HEW40_Nss1,(MCS0)_4TX	-	-	-	-	-	-	-	-	-	-
2422MHz	Pass	500k	38M	38.131M	38.05M	38.031M	37.95M	38.081M	37.95M	38.081M
2437MHz	Pass	500k	36.9M	37.931M	37.1M	37.981M	37.6M	37.931M	36.3M	37.931M
2452MHz	Pass	500k	38M	38.081M	37.9M	38.081M	38.05M	38.081M	37.85M	38.081M

Port X-N dB = Port **X** 6dB down bandwidth; **Port X-OBW** = Port **X** 99% occupied bandwidth;

802.11b_Nss1,(1Mbps)_1TX EBW

2412MHz

26/02/2021

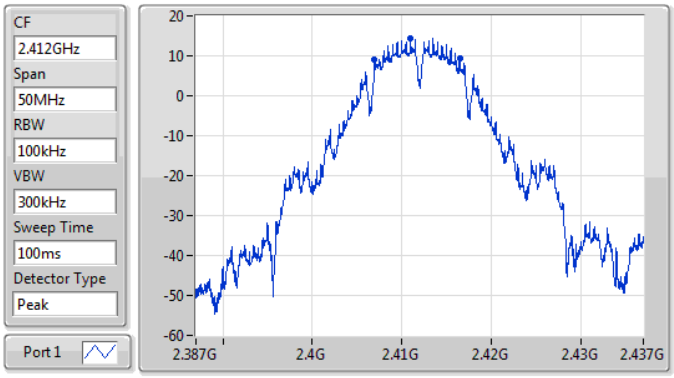

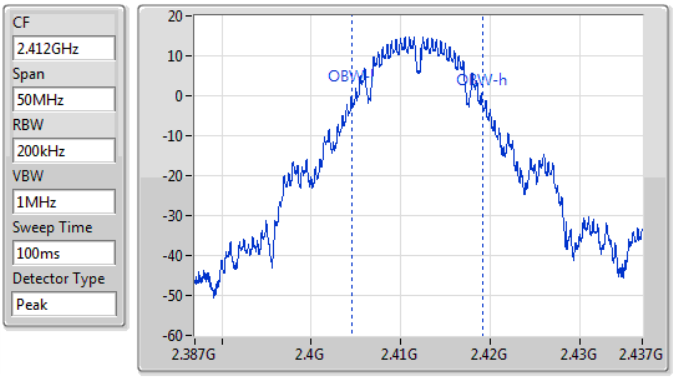

6dB(Hz)	Fl-6dB(Hz)	Fh-6dB(Hz)	OBW(Hz)	Fl-OBW(Hz)	Fh-OBW(Hz)	Limit(Hz)	Port
9.5M	2.406975G	2.416475G	14.543M	2.404579G	2.419121G	500k	1

802.11b_Nss1,(1Mbps)_1TX EBW

2437MHz

26/02/2021

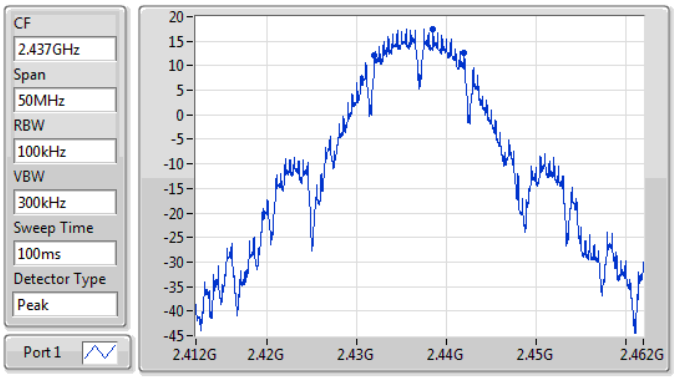

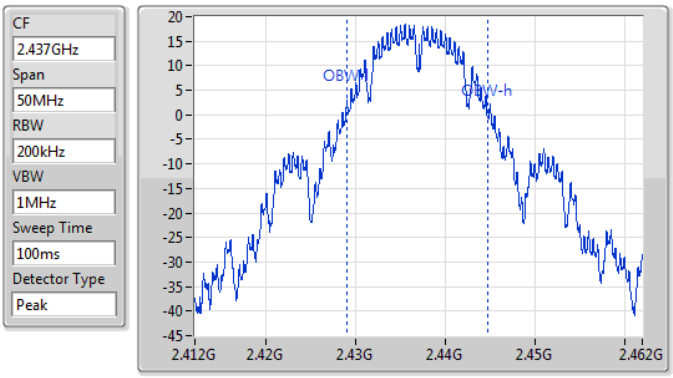

6dB(Hz)	Fl-6dB(Hz)	Fh-6dB(Hz)	OBW(Hz)	Fl-OBW(Hz)	Fh-OBW(Hz)	Limit(Hz)	Port
10.025M	2.431975G	2.442G	15.692M	2.429029G	2.444721G	500k	1

802.11b_Nss1,(1Mbps)_1TX EBW

2462MHz

26/02/2021

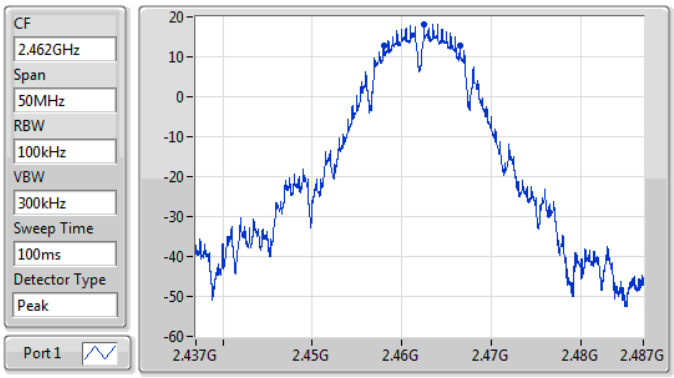

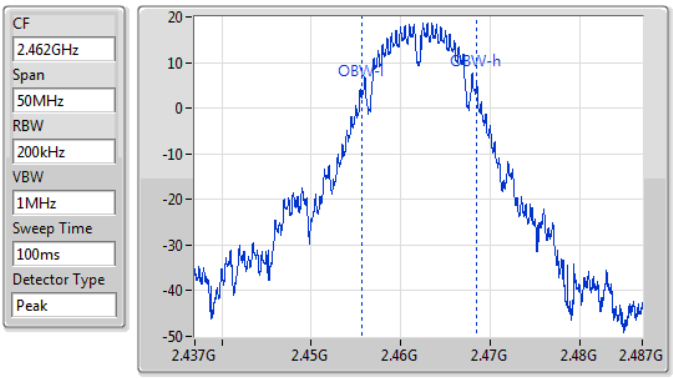

6dB(Hz)	Fl-6dB(Hz)	Fh-6dB(Hz)	OBW(Hz)	Fl-OBW(Hz)	Fh-OBW(Hz)	Limit(Hz)	Port
8.55M	2.457975G	2.466525G	12.769M	2.455678G	2.468447G	500k	1

802.11g_Nss1,(6Mbps)_4TX EBW

2412MHz

26/02/2021

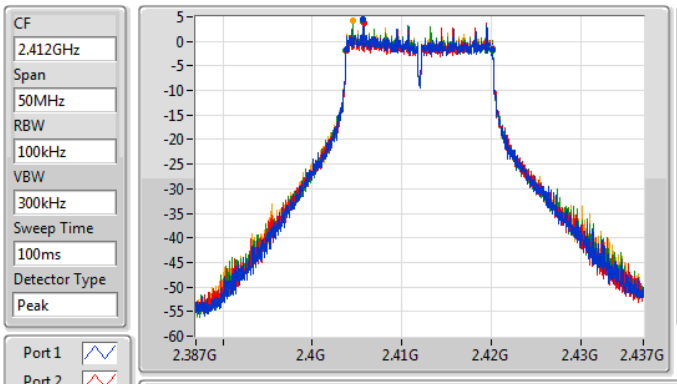

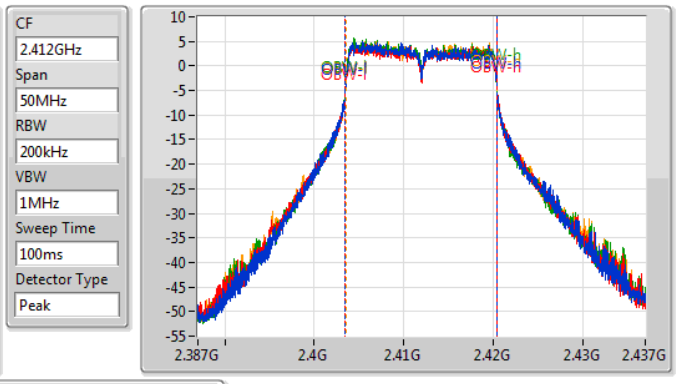

6dB(Hz)	Fl-6dB(Hz)	Fh-6dB(Hz)	OBW(Hz)	Fl-OBW(Hz)	Fh-OBW(Hz)	Limit(Hz)	Port
16.375M	2.4038G	2.420175G	16.967M	2.403454G	2.420421G	500k	1
16.375M	2.4038G	2.420175G	17.016M	2.403429G	2.420446G	500k	2
16.4M	2.403775G	2.420175G	16.917M	2.403454G	2.420371G	500k	3
16.375M	2.4038G	2.420175G	16.892M	2.403504G	2.420396G	500k	4

802.11g_Nss1,(6Mbps)_4TX EBW

2437MHz

09/03/2021

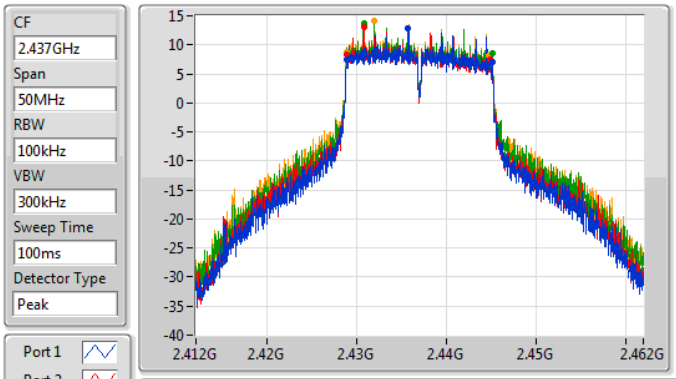

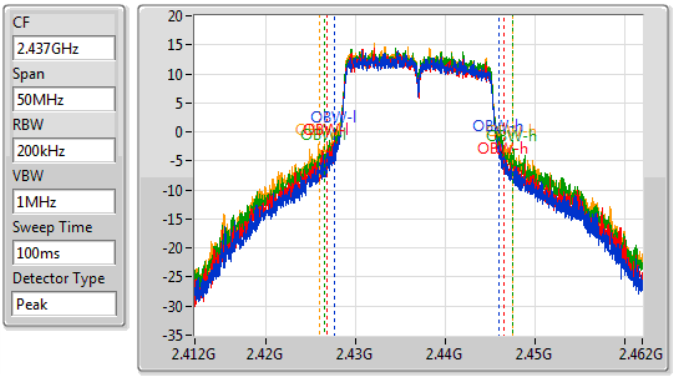

6dB(Hz)	Fl-6dB(Hz)	Fh-6dB(Hz)	OBW(Hz)	Fl-OBW(Hz)	Fh-OBW(Hz)	Limit(Hz)	Port
16.3M	2.428825G	2.445125G	18.441M	2.42758G	2.44602G	500k	1
16.075M	2.428825G	2.4449G	19.765M	2.42683G	2.446595G	500k	2
16.3M	2.428825G	2.445125G	21.014M	2.42648G	2.447495G	500k	3
15.9M	2.428825G	2.444725G	21.639M	2.425881G	2.44752G	500k	4

802.11g_Nss1,(6Mbps)_4TX EBW

2462MHz

09/03/2021

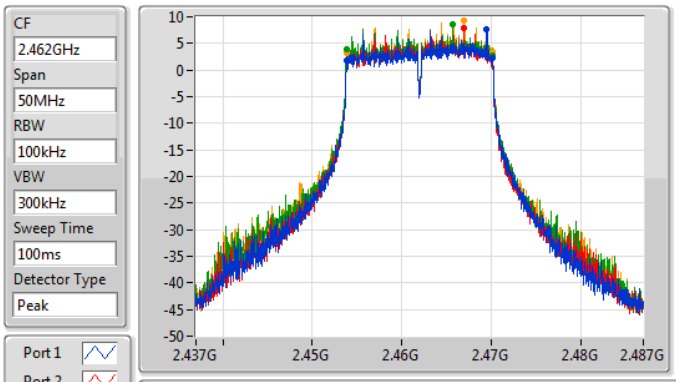

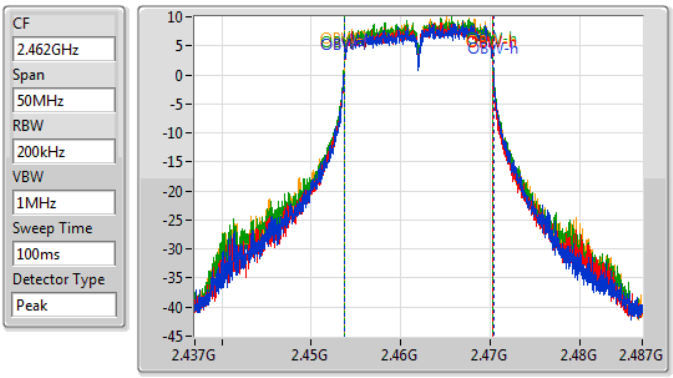

6dB(Hz)	Fl-6dB(Hz)	Fh-6dB(Hz)	OBW(Hz)	Fl-OBW(Hz)	Fh-OBW(Hz)	Limit(Hz)	Port
16.325M	2.45385G	2.470175G	16.692M	2.453679G	2.470371G	500k	1
16.325M	2.453825G	2.47015G	16.617M	2.453679G	2.470296G	500k	2
16.325M	2.45385G	2.470175G	16.667M	2.453654G	2.470321G	500k	3
16.3M	2.45385G	2.47015G	16.592M	2.453704G	2.470296G	500k	4

802.11ax HEW20_Nss1,(MCS0)_4TX EBW

2412MHz

26/02/2021

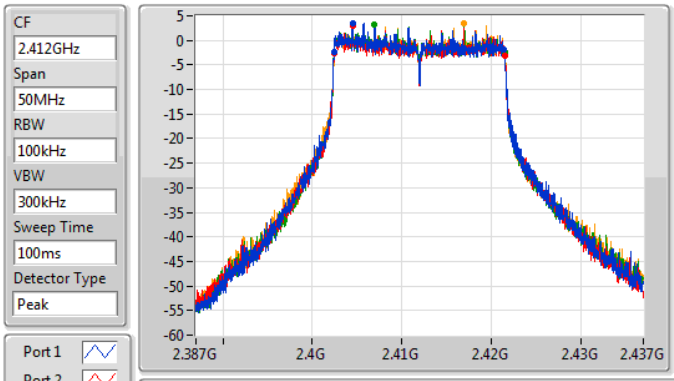

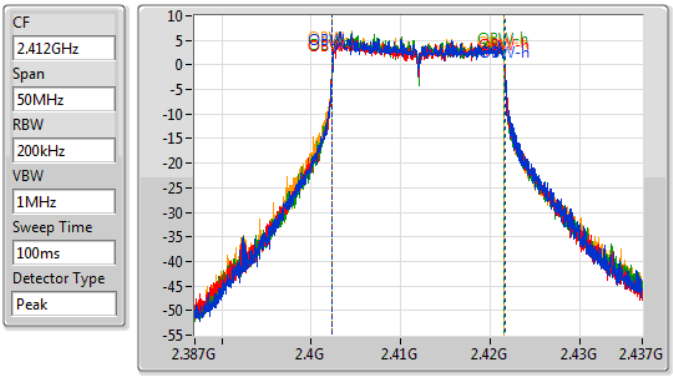

6dB(Hz)	Fl-6dB(Hz)	Fh-6dB(Hz)	OBW(Hz)	Fl-OBW(Hz)	Fh-OBW(Hz)	Limit(Hz)	Port
18.975M	2.402475G	2.42145G	19.24M	2.40238G	2.42162G	500k	1
19.1M	2.402425G	2.421525G	19.265M	2.402355G	2.42162G	500k	2
19.1M	2.4024G	2.4215G	19.19M	2.40238G	2.42157G	500k	3
19M	2.402475G	2.421475G	19.265M	2.40233G	2.421595G	500k	4

802.11ax HEW20_Nss1,(MCS0)_4TX EBW

2437MHz

09/03/2021

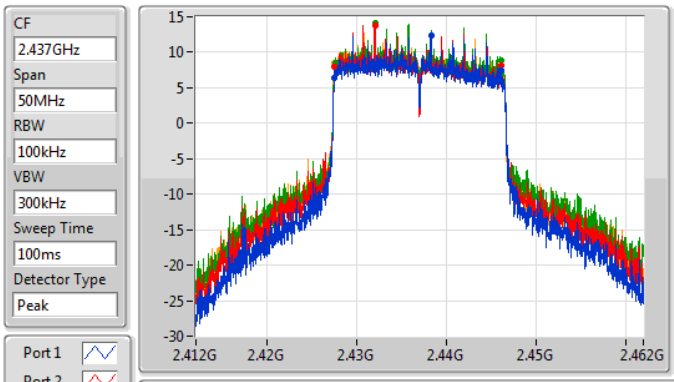

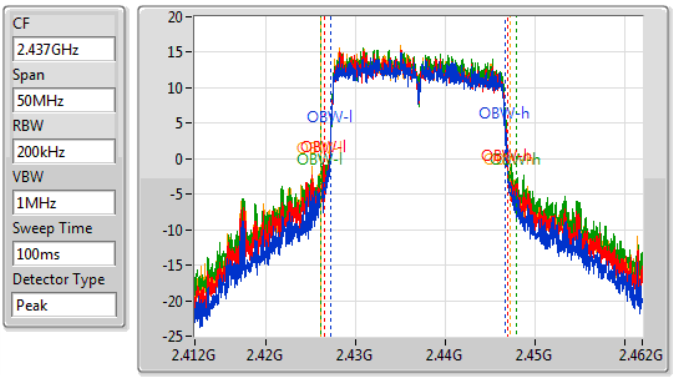

6dB(Hz)	Fl-6dB(Hz)	Fh-6dB(Hz)	OBW(Hz)	Fl-OBW(Hz)	Fh-OBW(Hz)	Limit(Hz)	Port
18.675M	2.4275G	2.446175G	19.54M	2.42718G	2.44672G	500k	1
18.55M	2.427525G	2.446075G	20.565M	2.42643G	2.446995G	500k	2
18.625M	2.42755G	2.446175G	21.889M	2.426005G	2.447895G	500k	3
18.65M	2.427525G	2.446175G	21.189M	2.42608G	2.44727G	500k	4

802.11ax HEW20_Nss1,(MCS0)_4TX EBW

2462MHz

09/03/2021

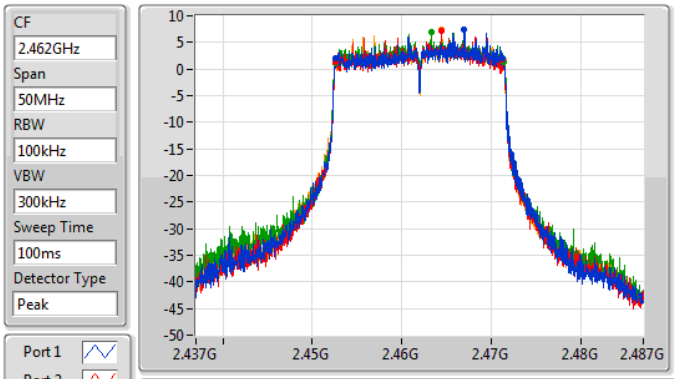

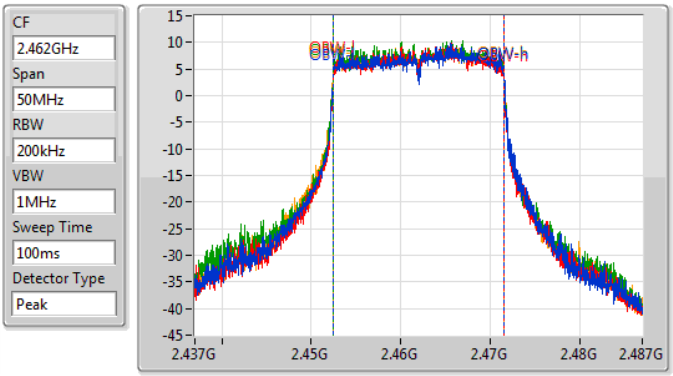

6dB(Hz)	Fl-6dB(Hz)	Fh-6dB(Hz)	OBW(Hz)	Fl-OBW(Hz)	Fh-OBW(Hz)	Limit(Hz)	Port
18.675M	2.452625G	2.4713G	19.065M	2.45248G	2.471545G	500k	1
18.6M	2.452625G	2.471225G	18.991M	2.452505G	2.471495G	500k	2
18.9M	2.45255G	2.47145G	19.04M	2.45248G	2.47152G	500k	3
18.9M	2.45255G	2.47145G	19.015M	2.45248G	2.471495G	500k	4

802.11ax HEW40_Nss1,(MCS0)_4TX EBW

2422MHz

26/02/2021

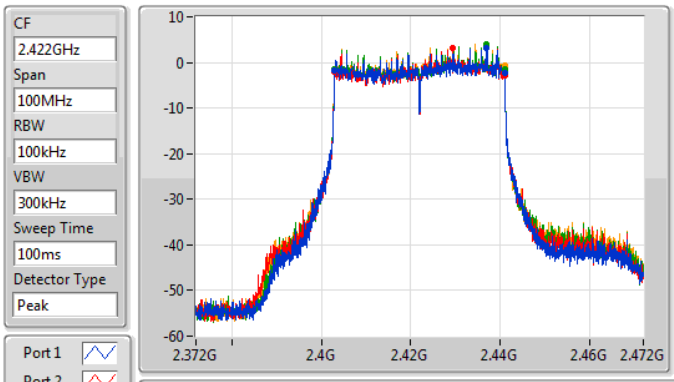

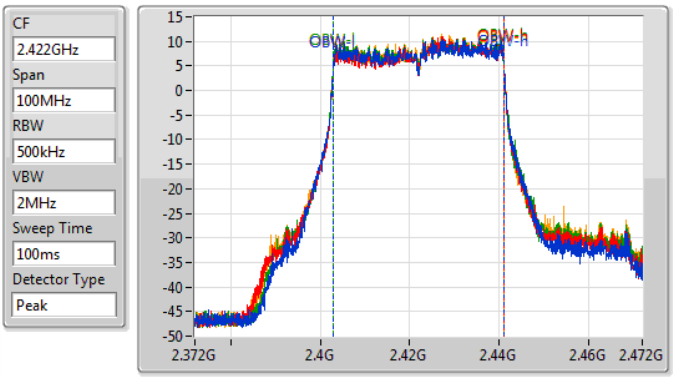

6dB(Hz)	Fl-6dB(Hz)	Fh-6dB(Hz)	OBW(Hz)	Fl-OBW(Hz)	Fh-OBW(Hz)	Limit(Hz)	Port
38M	2.403G	2.441G	38.131M	2.40296G	2.44109G	500k	1
38.05M	2.403G	2.44105G	38.031M	2.403009G	2.44104G	500k	2
37.95M	2.40305G	2.441G	38.081M	2.40296G	2.44104G	500k	3
37.95M	2.403G	2.44095G	38.081M	2.40296G	2.44104G	500k	4

802.11ax HEW40_Nss1,(MCS0)_4TX EBW

2437MHz

09/03/2021

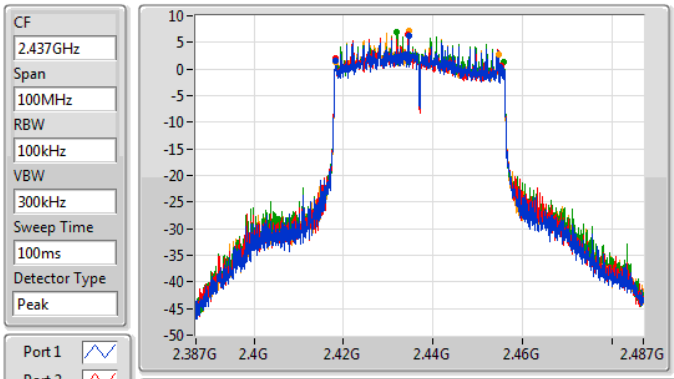

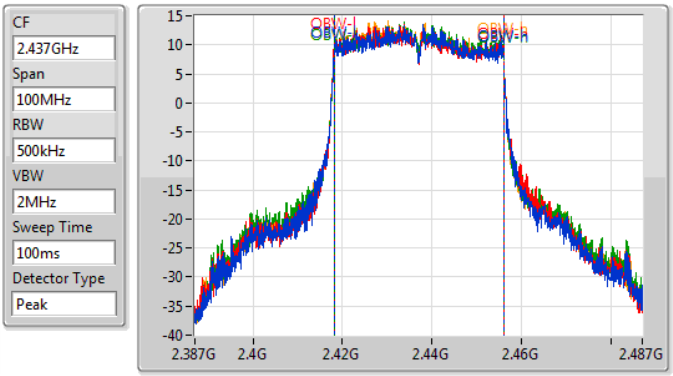

6dB(Hz)	Fl-6dB(Hz)	Fh-6dB(Hz)	OBW(Hz)	Fl-OBW(Hz)	Fh-OBW(Hz)	Limit(Hz)	Port
36.9M	2.41815G	2.45505G	37.931M	2.418059G	2.455991G	500k	1
37.1M	2.4182G	2.4553G	37.981M	2.418059G	2.45604G	500k	2
37.6M	2.41815G	2.45575G	37.931M	2.418059G	2.455991G	500k	3
36.3M	2.41825G	2.45455G	37.931M	2.418059G	2.455991G	500k	4

802.11ax HEW40_Nss1,(MCS0)_4TX EBW

2452MHz

09/03/2021

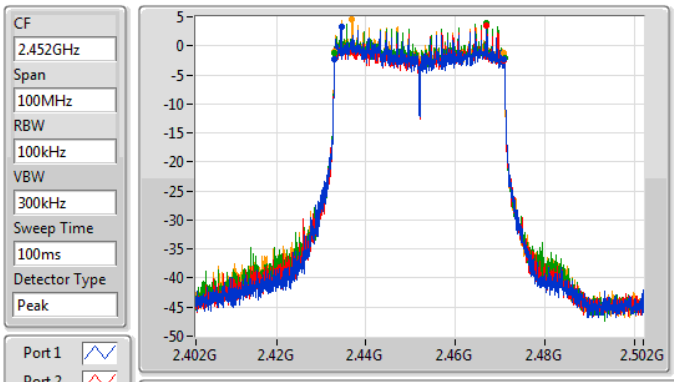

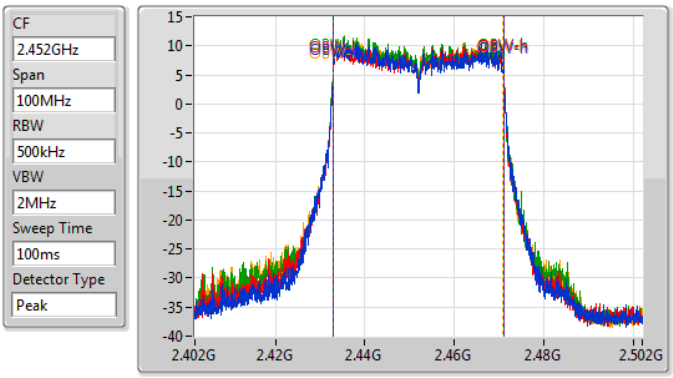

6dB(Hz)	Fl-6dB(Hz)	Fh-6dB(Hz)	OBW(Hz)	Fl-OBW(Hz)	Fh-OBW(Hz)	Limit(Hz)	Port
38M	2.4329G	2.4709G	38.081M	2.43291G	2.470991G	500k	1
37.9M	2.4329G	2.4708G	38.081M	2.43291G	2.470991G	500k	2
38.05M	2.4329G	2.47095G	38.081M	2.43291G	2.470991G	500k	3
37.85M	2.43295G	2.4708G	38.081M	2.43286G	2.470941G	500k	4

Summary

Mode	Total Power (dBm)	Total Power (W)
2.4-2.4835GHz	-	-
802.11b_Nss1,(1Mbps)_1TX	27.28	0.53456
802.11g_Nss1,(6Mbps)_4TX	29.83	0.96161
802.11ax HEW20_Nss1,(MCS0)_4TX	29.98	0.99541
802.11ax HEW40_Nss1,(MCS0)_4TX	25.97	0.39537

Result

Mode	Result	DG (dBi)	Port 1 (dBm)	Port 2 (dBm)	Port 3 (dBm)	Port 4 (dBm)	Total Power (dBm)	Power Limit (dBm)
802.11b_Nss1,(1Mbps)_1TX	-	-	-	-	-	-	-	-
2412MHz	Pass	4.00	23.60	-	-	-	23.60	30.00
2437MHz	Pass	4.00	27.28	-	-	-	27.28	30.00
2462MHz	Pass	4.00	27.04	-	-	-	27.04	30.00
802.11g_Nss1,(6Mbps)_4TX	-	-	-	-	-	-	-	-
2412MHz	Pass	4.00	13.64	13.32	13.91	14.03	19.75	30.00
2417MHz	Pass	4.00	20.55	20.98	21.02	21.37	27.01	30.00
2437MHz	Pass	4.00	23.45	23.42	24.11	24.19	29.83	30.00
2457MHz	Pass	4.00	18.55	18.54	19.24	19.14	24.90	30.00
2462MHz	Pass	4.00	18.77	18.94	19.43	19.28	25.13	30.00
802.11ax HEW20_Nss1,(MCS0)_4TX	-	-	-	-	-	-	-	-
2412MHz	Pass	4.00	13.27	13.23	13.60	13.72	19.48	30.00
2417MHz	Pass	4.00	19.99	20.56	20.73	20.65	26.51	30.00
2437MHz	Pass	4.00	23.59	23.54	24.26	24.37	29.98	30.00
2457MHz	Pass	4.00	18.54	18.98	19.71	19.64	25.26	30.00
2462MHz	Pass	4.00	18.17	18.21	18.90	18.52	24.48	30.00
802.11ax HEW40_Nss1,(MCS0)_4TX	-	-	-	-	-	-	-	-
2422MHz	Pass	4.00	17.36	17.49	17.91	18.08	23.74	30.00
2437MHz	Pass	4.00	19.63	19.81	20.19	20.15	25.97	30.00
2452MHz	Pass	4.00	17.74	17.59	18.14	18.09	23.92	30.00

DG = Directional Gain; **Port X** = Port X output power

Summary

Mode	PD (dBm/RBW)
2.4-2.4835GHz	-
802.11b_Nss1,(1Mbps)_1TX	3.85
802.11g_Nss1,(6Mbps)_4TX	3.40
802.11ax HEW20_Nss1,(MCS0)_4TX	2.84
802.11ax HEW40_Nss1,(MCS0)_4TX	-3.18

RBW = 500 kHz for 5.725-5.85GHz band / 1MHz for other band;

Result

Mode	Result	DG (dBi)	Port 1 (dBm/RBW)	Port 2 (dBm/RBW)	Port 3 (dBm/RBW)	Port 4 (dBm/RBW)	PD (dBm/RBW)	PD Limit (dBm/RBW)
802.11b_Nss1,(1Mbps)_1TX	-	-	-	-	-	-	-	-
2412MHz	Pass	4.00	0.06	-	-	-	0.06	8.00
2437MHz	Pass	4.00	3.85	-	-	-	3.85	8.00
2462MHz	Pass	4.00	3.32	-	-	-	3.32	8.00
802.11g_Nss1,(6Mbps)_4TX	-	-	-	-	-	-	-	-
2412MHz	Pass	9.61	-12.50	-12.52	-11.98	-12.07	-7.14	4.39
2437MHz	Pass	9.61	-1.56	-2.25	-1.00	-0.87	3.40	4.39
2462MHz	Pass	9.61	-6.92	-6.59	-5.33	-5.62	-1.15	4.39
802.11ax HEW20_Nss1,(MCS0)_4TX	-	-	-	-	-	-	-	-
2412MHz	Pass	9.61	-13.43	-13.28	-12.30	-13.17	-7.84	4.39
2437MHz	Pass	9.61	-2.24	-1.92	-2.35	-2.11	2.84	4.39
2462MHz	Pass	9.61	-8.45	-8.08	-6.93	-6.63	-1.72	4.39
802.11ax HEW40_Nss1,(MCS0)_4TX	-	-	-	-	-	-	-	-
2422MHz	Pass	9.61	-11.51	-10.65	-11.91	-11.78	-6.61	4.39
2437MHz	Pass	9.61	-9.22	-8.34	-8.29	-8.81	-3.18	4.39
2452MHz	Pass	9.61	-11.74	-11.34	-10.57	-10.44	-4.97	4.39

DG = Directional Gain; **RBW** = 500 kHz for 5.725-5.85GHz band / 1MHz for other band;
PD = trace bin-by-bin of each transmits port summing can be performed maximum power density; **Port X** = Port X power density;

802.11b_Nss1,(1Mbps)_1TX PSD

2412MHz

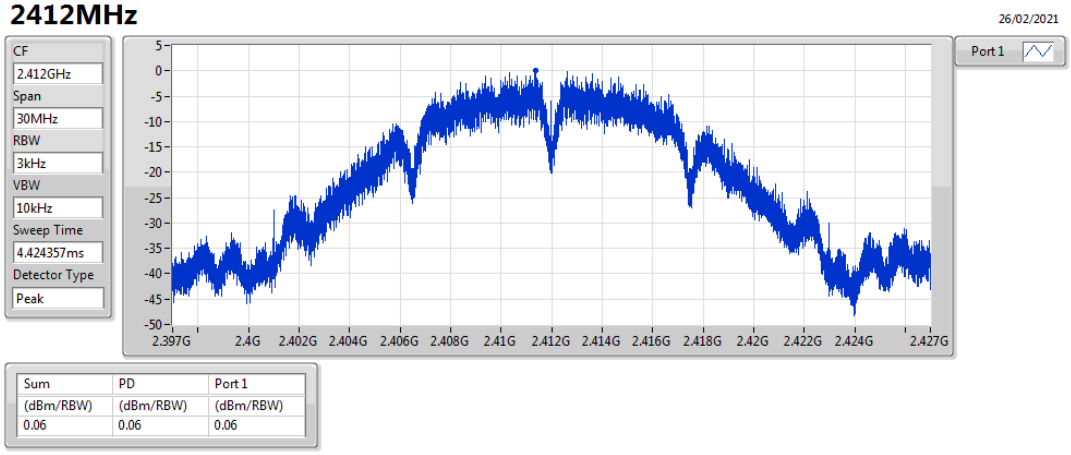

Sum	PD	Port 1
(dBm/RBW)	(dBm/RBW)	(dBm/RBW)
0.06	0.06	0.06

802.11b_Nss1,(1Mbps)_1TX PSD

2437MHz

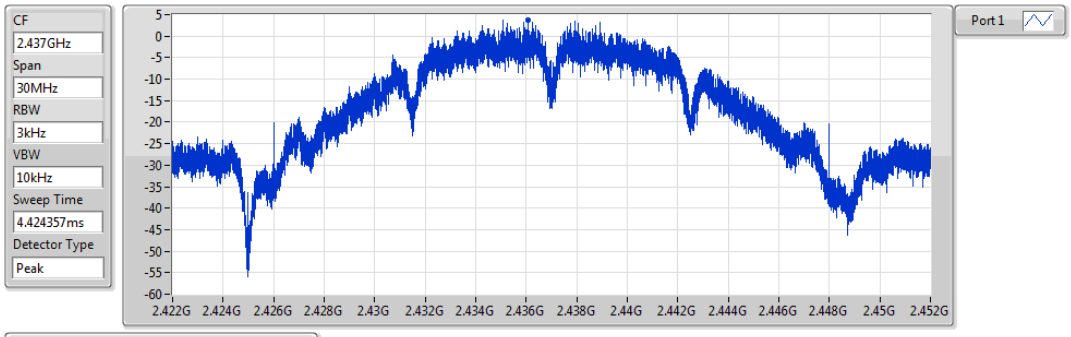

Sum	PD	Port 1
(dBm/RBW)	(dBm/RBW)	(dBm/RBW)
3.85	3.85	3.85

802.11b_Nss1,(1Mbps)_1TX PSD

2462MHz

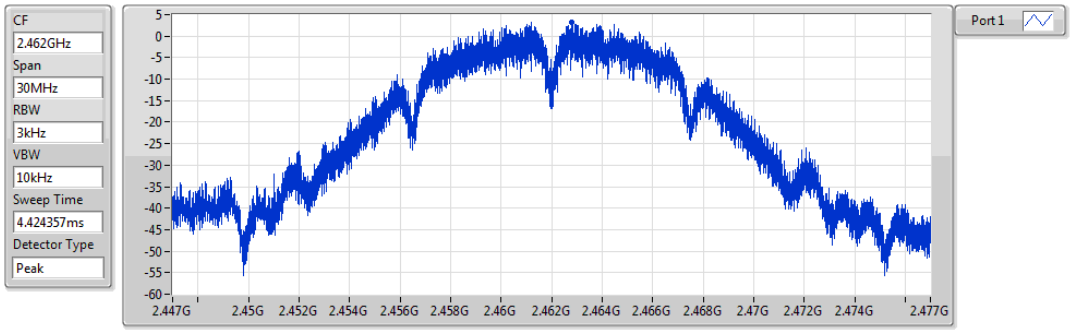

Sum	PD	Port 1
(dBm/RBW)	(dBm/RBW)	(dBm/RBW)
3.32	3.32	3.32

802.11g_Nss1,(6Mbps)_4TX PSD

2412MHz

26/02/2021

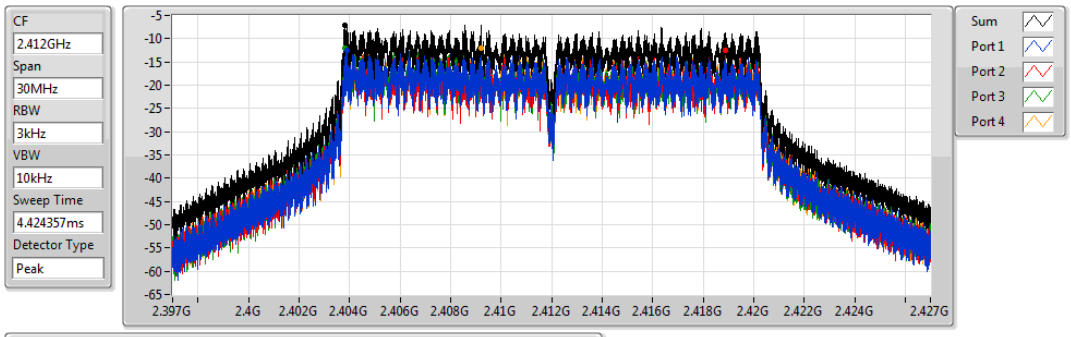

Sum	PD	Port 1	Port 2	Port 3	Port 4
(dBm/RBW)	(dBm/RBW)	(dBm/RBW)	(dBm/RBW)	(dBm/RBW)	(dBm/RBW)
-7.14	-7.14	-12.50	-12.52	-11.98	-12.07

802.11g_Nss1,(6Mbps)_4TX PSD

2437MHz

09/03/2021

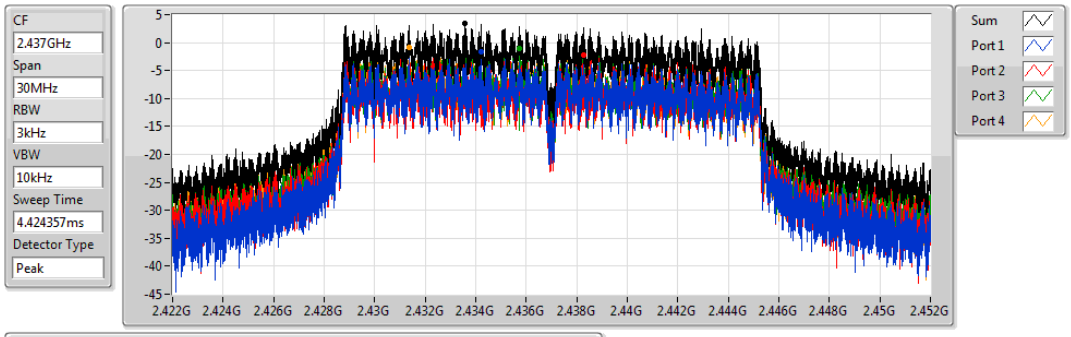

Sum	PD	Port 1	Port 2	Port 3	Port 4
(dBm/RBW)	(dBm/RBW)	(dBm/RBW)	(dBm/RBW)	(dBm/RBW)	(dBm/RBW)
3.40	3.40	-1.56	-2.25	-1.00	-0.87

802.11g_Nss1,(6Mbps)_4TX PSD

2462MHz

09/03/2021

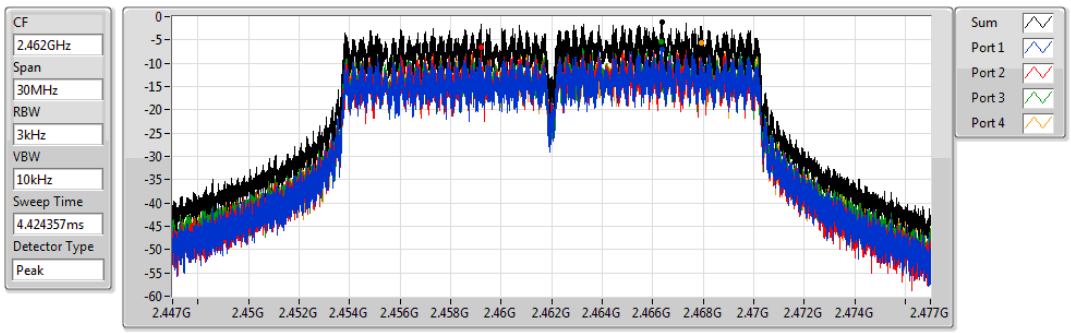

Sum	PD	Port 1	Port 2	Port 3	Port 4
(dBm/RBW)	(dBm/RBW)	(dBm/RBW)	(dBm/RBW)	(dBm/RBW)	(dBm/RBW)
-1.15	-1.15	-6.92	-6.59	-5.33	-5.62

802.11ax HEW20_Nss1,(MCS0)_4TX PSD

2412MHz

26/02/2021

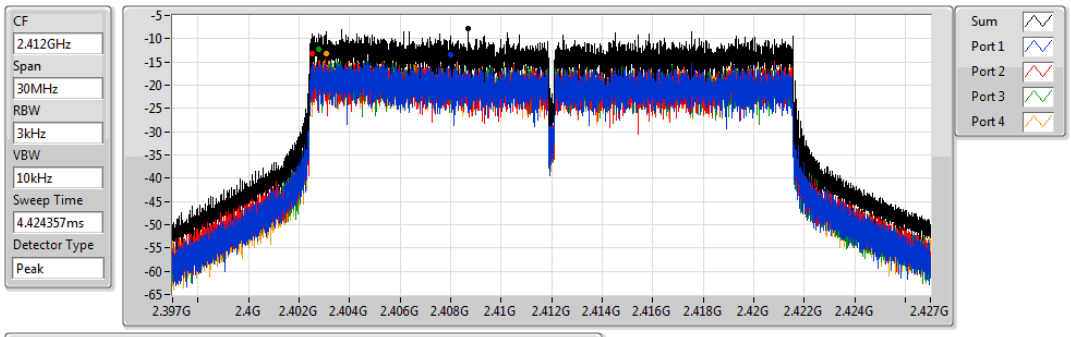

Sum	PD	Port 1	Port 2	Port 3	Port 4
(dBm/RBW)	(dBm/RBW)	(dBm/RBW)	(dBm/RBW)	(dBm/RBW)	(dBm/RBW)
-7.84	-7.84	-13.43	-13.28	-12.30	-13.17

802.11ax HEW20_Nss1,(MCS0)_4TX PSD

2437MHz

09/03/2021

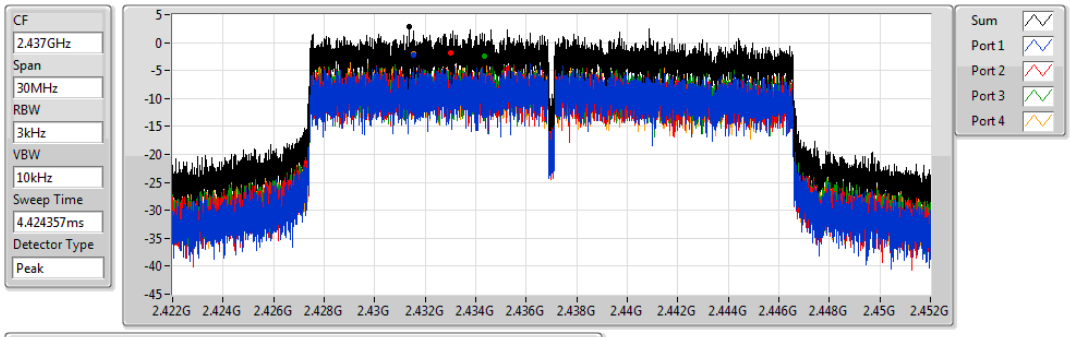

Sum	PD	Port 1	Port 2	Port 3	Port 4
(dBm/RBW)	(dBm/RBW)	(dBm/RBW)	(dBm/RBW)	(dBm/RBW)	(dBm/RBW)
2.84	2.84	-2.24	-1.92	-2.35	-2.11

802.11ax HEW20_Nss1,(MCS0)_4TX PSD

2462MHz

09/03/2021

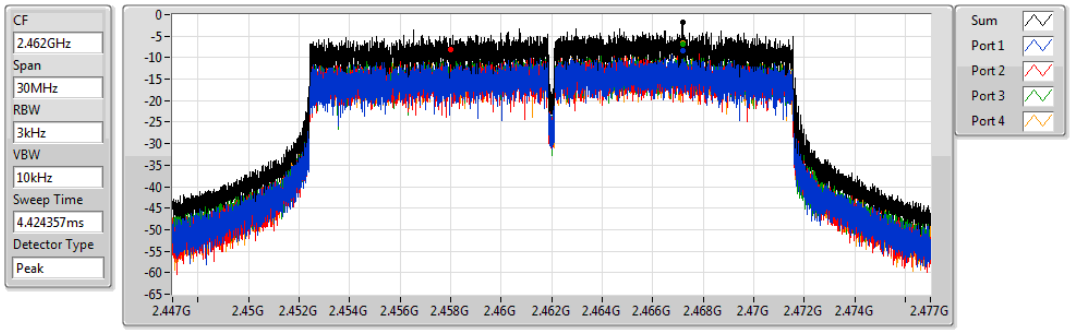

Sum	PD	Port 1	Port 2	Port 3	Port 4
(dBm/RBW)	(dBm/RBW)	(dBm/RBW)	(dBm/RBW)	(dBm/RBW)	(dBm/RBW)
-1.72	-1.72	-8.45	-8.08	-6.93	-6.63

802.11ax HEW40_Nss1,(MCS0)_4TX PSD

2422MHz

26/02/2021

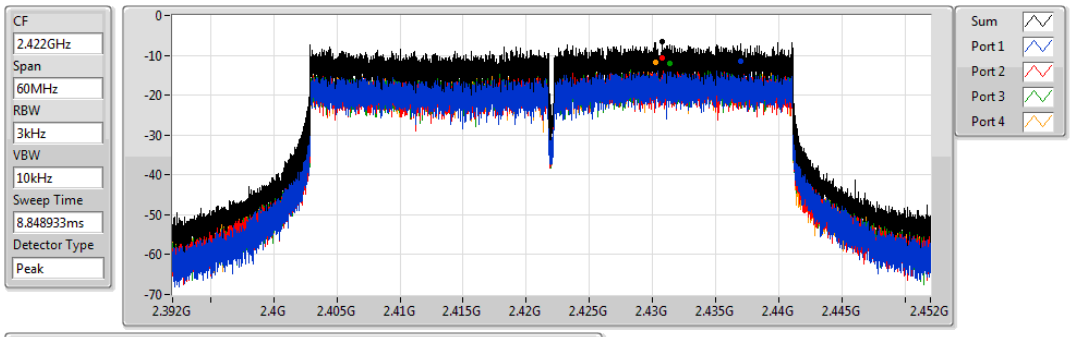

Sum	PD	Port 1	Port 2	Port 3	Port 4
(dBm/RBW)	(dBm/RBW)	(dBm/RBW)	(dBm/RBW)	(dBm/RBW)	(dBm/RBW)
-6.61	-6.61	-11.51	-10.65	-11.91	-11.78

802.11ax HEW40_Nss1,(MCS0)_4TX PSD

2437MHz

09/03/2021

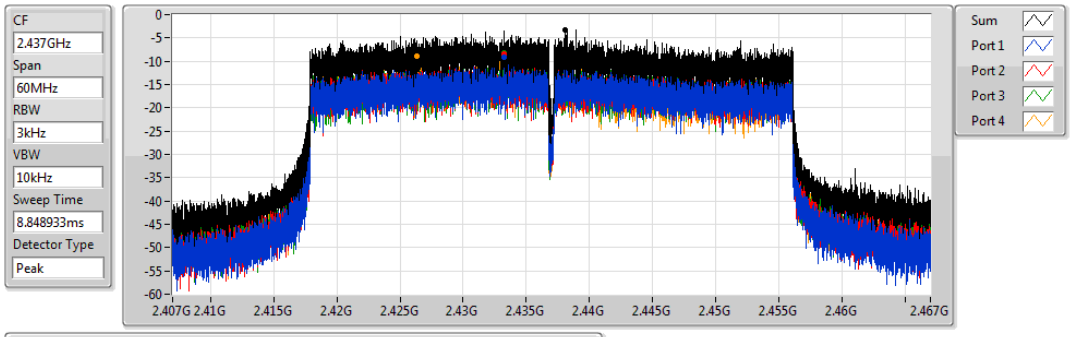

Sum	PD	Port 1	Port 2	Port 3	Port 4
(dBm/RBW)	(dBm/RBW)	(dBm/RBW)	(dBm/RBW)	(dBm/RBW)	(dBm/RBW)
-3.18	-3.18	-9.22	-8.34	-8.29	-8.81

802.11ax HEW40_Nss1,(MCS0)_4TX PSD

2452MHz

09/03/2021

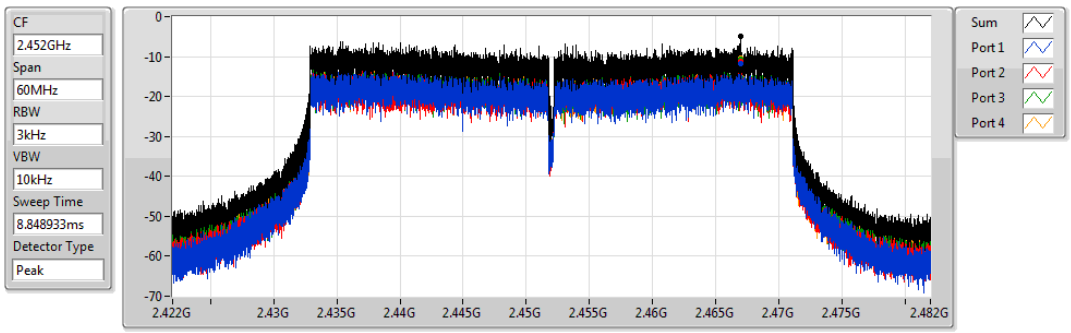

Sum	PD	Port 1	Port 2	Port 3	Port 4
(dBm/RBW)	(dBm/RBW)	(dBm/RBW)	(dBm/RBW)	(dBm/RBW)	(dBm/RBW)
-4.97	-4.97	-11.74	-11.34	-10.57	-10.44

Summary

Mode	Result	Ref (Hz)	Ref (dBm)	Limit (dBm)	Freq (Hz)	Level (dBm)	Freq (Hz)	Level (dBm)	Freq (Hz)	Level (dBm)	Freq (Hz)	Level (dBm)	Freq (Hz)	Level (dBm)	Port
2.4-2.4835GHz	-	-	-	-	-	-	-	-	-	-	-	-	-	-	-
802.11b_Nss1,(1Mbps)_1TX	Pass	2.43799G	17.75	-12.25	159.9M	-39.80	2.39948G	-17.33	2.4G	-21.58	2.489G	-48.93	16.26507G	-42.48	1
802.11g_Nss1,(6Mbps)_4TX	Pass	2.43198G	14.35	-15.65	644.83M	-51.77	2.39992G	-28.12	2.4G	-27.83	2.51668G	-51.32	24.51395G	-45.48	3
802.11ax HEW20_Nss1,(MCS0)_4TX	Pass	2.43194G	14.28	-15.72	932.88M	-52.86	2.39992G	-25.68	2.4G	-28.27	2.5176G	-51.14	24.47461G	-45.94	4
802.11ax HEW40_Nss1,(MCS0)_4TX	Pass	2.43449G	6.97	-23.03	813.75M	-52.71	2.39976G	-26.01	2.4G	-29.28	2.48386G	-37.61	24.49237G	-46.23	3

Result

Mode	Result	Ref (Hz)	Ref (dBm)	Limit (dBm)	Freq (Hz)	Level (dBm)	Freq (Hz)	Level (dBm)	Freq (Hz)	Level (dBm)	Freq (Hz)	Level (dBm)	Freq (Hz)	Level (dBm)	Port
802.11b_Nss1,(1Mbps)_1TX	-	-	-	-	-	-	-	-	-	-	-	-	-	-	-
2412MHz	Pass	2.43799G	17.75	-12.25	159.9M	-39.80	2.39948G	-17.33	2.4G	-21.58	2.489G	-48.93	16.26507G	-42.48	1
2437MHz	Pass	2.43799G	17.75	-12.25	159.9M	-39.69	2.39998G	-43.61	2.4G	-44.56	2.4845G	-49.04	23.31988G	-42.40	1
2462MHz	Pass	2.43799G	17.75	-12.25	159.9M	-38.92	2.39898G	-47.43	2.4835G	-41.88	2.4835G	-42.57	24.54766G	-42.61	1
802.11g_Nss1,(6Mbps)_4TX	-	-	-	-	-	-	-	-	-	-	-	-	-	-	-
2412MHz	Pass	2.43198G	14.35	-15.65	2.10341G	-52.87	2.3996G	-28.55	2.4G	-29.72	2.50872G	-50.43	24.43528G	-45.84	1
2412MHz	Pass	2.43198G	14.35	-15.65	1.99215G	-52.41	2.39998G	-27.94	2.4G	-28.92	2.48456G	-50.71	23.42384G	-45.78	2
2412MHz	Pass	2.43198G	14.35	-15.65	644.83M	-51.77	2.39992G	-28.12	2.4G	-27.83	2.51668G	-51.32	24.51395G	-45.48	3
2412MHz	Pass	2.43198G	14.35	-15.65	908.7M	-52.33	2.39978G	-28.42	2.4G	-28.06	2.51462G	-50.88	24.87357G	-45.84	4
2437MHz	Pass	2.43198G	14.35	-15.65	233.58M	-52.59	2.3998G	-39.19	2.4G	-40.89	2.4839G	-46.47	15.15248G	-45.36	1
2437MHz	Pass	2.43198G	14.35	-15.65	847.54M	-51.74	2.39946G	-41.46	2.4G	-43.02	2.48422G	-47.61	24.26109G	-45.33	2
2437MHz	Pass	2.43198G	14.35	-15.65	866.47M	-52.10	2.39922G	-37.49	2.4G	-39.73	2.4845G	-46.76	24.22737G	-45.29	3
2437MHz	Pass	2.43198G	14.35	-15.65	869.09M	-52.64	2.39946G	-38.63	2.4G	-39.55	2.48382G	-47.11	24.76119G	-45.28	4
2462MHz	Pass	2.43198G	14.35	-15.65	876.96M	-52.21	2.39956G	-49.69	2.4835G	-43.94	2.48354G	-40.12	16.20607G	-45.77	1
2462MHz	Pass	2.43198G	14.35	-15.65	819.29M	-51.42	2.39886G	-49.47	2.4835G	-42.46	2.48352G	-37.31	24.09532G	-45.06	2
2462MHz	Pass	2.43198G	14.35	-15.65	724.63M	-51.56	2.39852G	-50.76	2.4835G	-40.38	2.48382G	-36.08	15.18339G	-45.59	3
2462MHz	Pass	2.43198G	14.35	-15.65	900.55M	-51.51	2.39856G	-50.05	2.4835G	-35.64	2.48356G	-36.07	15.19463G	-45.36	4
802.11ax HEW20_Nss1,(MCS0)_4TX	-	-	-	-	-	-	-	-	-	-	-	-	-	-	-
2412MHz	Pass	2.43194G	14.28	-15.72	640.75M	-52.56	2.4G	-26.82	2.4G	-28.27	2.5149G	-51.08	17.37766G	-45.55	1
2412MHz	Pass	2.43194G	14.28	-15.72	866.76M	-52.27	2.39958G	-27.24	2.4G	-26.97	2.49508G	-51.54	24.1178G	-45.57	2
2412MHz	Pass	2.43194G	14.28	-15.72	816.38M	-51.92	2.39994G	-27.98	2.4G	-27.50	2.505G	-50.55	24.46899G	-45.29	3
2412MHz	Pass	2.43194G	14.28	-15.72	932.88M	-52.86	2.39992G	-25.68	2.4G	-28.27	2.5176G	-51.14	24.47461G	-45.94	4
2437MHz	Pass	2.43194G	14.28	-15.72	2.18845G	-52.52	2.39964G	-38.09	2.4G	-40.36	2.48354G	-45.65	24.74433G	-45.37	1
2437MHz	Pass	2.43194G	14.28	-15.72	364.65M	-52.46	2.3996G	-38.30	2.4G	-39.84	2.48362G	-46.41	21.887G	-45.19	2
2437MHz	Pass	2.43194G	14.28	-15.72	2.01167G	-52.28	2.39978G	-35.81	2.4G	-36.21	2.48366G	-44.55	24.49147G	-45.63	3
2437MHz	Pass	2.43194G	14.28	-15.72	512.89M	-51.90	2.39976G	-35.65	2.4G	-35.60	2.48452G	-44.32	16.72865G	-46.19	4
2462MHz	Pass	2.43194G	14.28	-15.72	237.95M	-52.56	2.3989G	-50.95	2.4835G	-40.22	2.48414G	-39.45	15.20025G	-45.30	1
2462MHz	Pass	2.43194G	14.28	-15.72	711.82M	-52.51	2.39918G	-50.82	2.4835G	-40.75	2.4844G	-38.91	24.47461G	-45.16	2
2462MHz	Pass	2.43194G	14.28	-15.72	942.49M	-53.14	2.39876G	-49.90	2.4835G	-39.21	2.4839G	-37.66	15.19463G	-46.24	3
2462MHz	Pass	2.43194G	14.28	-15.72	2.12991G	-52.56	2.39918G	-50.69	2.4835G	-39.88	2.48364G	-38.58	24.15432G	-44.63	4
802.11ax HEW40_Nss1,(MCS0)_4TX	-	-	-	-	-	-	-	-	-	-	-	-	-	-	-
2422MHz	Pass	2.43449G	6.97	-23.03	665.48M	-52.61	2.39992G	-27.86	2.4G	-28.36	2.48386G	-51.53	24.46433G	-45.42	1
2422MHz	Pass	2.43449G	6.97	-23.03	866.14M	-52.76	2.4G	-27.10	2.4G	-26.25	2.48422G	-51.45	23.2163G	-46.16	2
2422MHz	Pass	2.43449G	6.97	-23.03	784.56M	-52.63	2.39944G	-28.30	2.4G	-29.32	2.48482G	-50.87	15.18964G	-45.82	3
2422MHz	Pass	2.43449G	6.97	-23.03	857.55M	-52.23	2.39932G	-28.12	2.4G	-29.92	2.53918G	-51.02	15.19244G	-45.47	4
2437MHz	Pass	2.43449G	6.97	-23.03	2.1222G	-52.82	2.39976G	-29.37	2.4G	-31.03	2.48386G	-39.35	24.72515G	-46.42	1
2437MHz	Pass	2.43449G	6.97	-23.03	752.5M	-51.96	2.39928G	-27.81	2.4G	-31.93	2.48402G	-39.94	15.17281G	-45.43	2
2437MHz	Pass	2.43449G	6.97	-23.03	813.75M	-52.71	2.39976G	-26.01	2.4G	-29.28	2.48386G	-37.61	24.49237G	-46.23	3
2437MHz	Pass	2.43449G	6.97	-23.03	783.98M	-51.80	2.39928G	-27.04	2.4G	-31.88	2.48406G	-39.18	15.19244G	-45.77	4
2452MHz	Pass	2.43449G	6.97	-23.03	808.31M	-52.37	2.3996G	-48.43	2.4835G	-43.69	2.48374G	-41.55	15.19244G	-45.94	1
2452MHz	Pass	2.43449G	6.97	-23.03	917.38M	-52.04	2.39988G	-47.96	2.4835G	-42.79	2.48366G	-40.44	15.17842G	-45.58	2
2452MHz	Pass	2.43449G	6.97	-23.03	677.21M	-52.16	2.3996G	-47.45	2.4835G	-40.76	2.48378G	-37.62	24.79807G	-45.84	3
2452MHz	Pass	2.43449G	6.97	-23.03	956.59M	-51.97	2.39984G	-46.08	2.4835G	-40.45	2.48382G	-38.07	24.13059G	-45.02	4

802.11b_Nss1,(1Mbps)_1TX **CSE NdB**

2412MHz

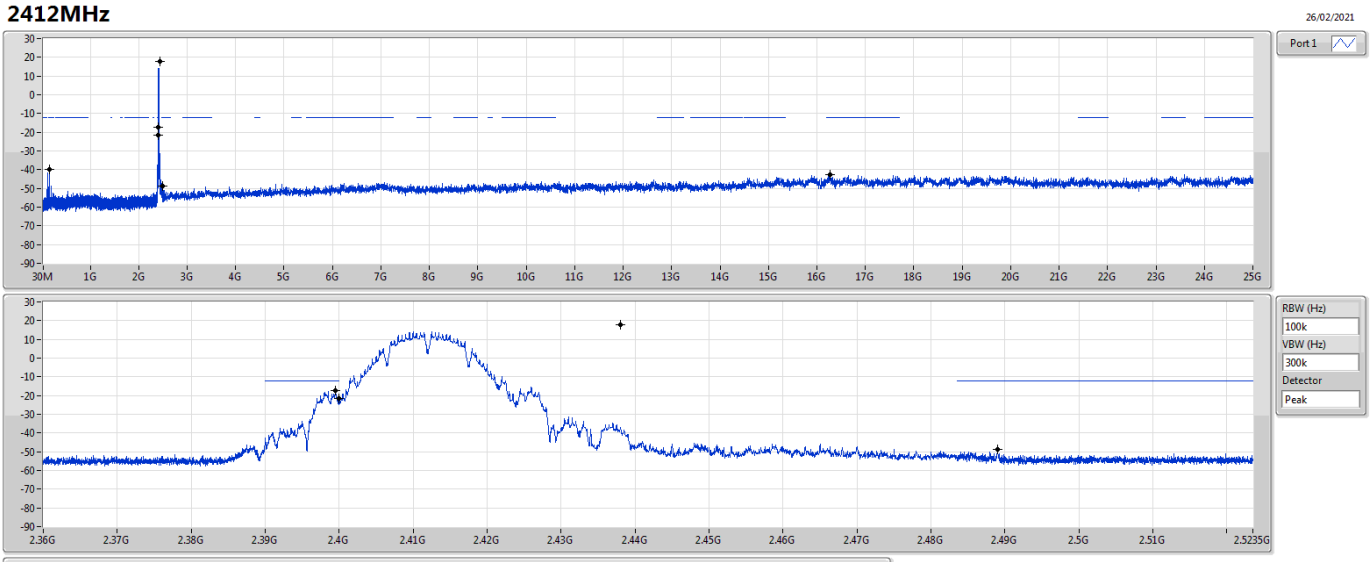

Ref(Hz)	Ref(dBm)	Limit(dBm)	Freq(Hz)	Level(dBm)	Freq(Hz)	Level(dBm)	Freq(Hz)	Level(dBm)	Freq(Hz)	Level(dBm)	Freq(Hz)	Level(dBm)	Port
2.43799G	17.75	-12.25	159.9M	-39.80	2.39948G	-17.33	2.4G	-21.58	2.489G	-48.93	16.26507G	-42.48	1

802.11b_Nss1,(1Mbps)_1TX **CSE NdB**

2437MHz

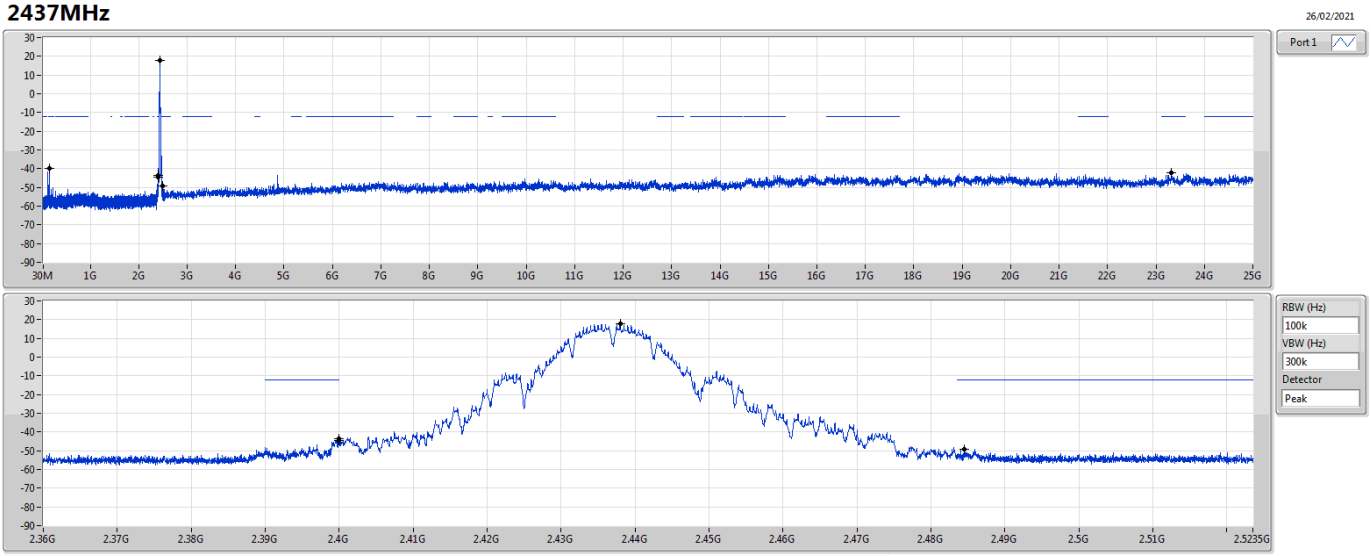

Ref(Hz)	Ref(dBm)	Limit(dBm)	Freq(Hz)	Level(dBm)	Freq(Hz)	Level(dBm)	Freq(Hz)	Level(dBm)	Freq(Hz)	Level(dBm)	Freq(Hz)	Level(dBm)	Port
2.43799G	17.75	-12.25	159.9M	-39.69	2.39998G	-43.61	2.4G	-44.56	2.4845G	-49.04	23.31988G	-42.40	1

802.11b_Nss1,(1Mbps)_1TX **CSE NdB**

2462MHz

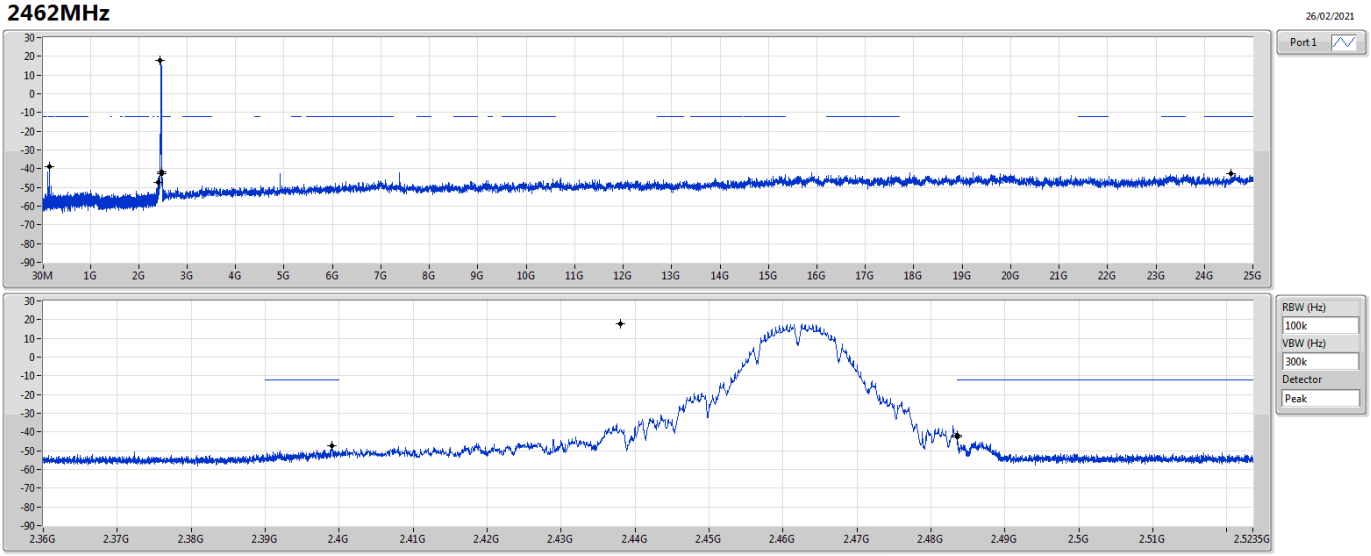

Ref(Hz)	Ref(dBm)	Limit(dBm)	Freq(Hz)	Level(dBm)	Freq(Hz)	Level(dBm)	Freq(Hz)	Level(dBm)	Freq(Hz)	Level(dBm)	Freq(Hz)	Level(dBm)	Port
2.43799G	17.75	-12.25	159.9M	-38.92	2.39898G	-47.43	2.4835G	-41.88	2.4835G	-42.57	24.54766G	-42.61	1

802.11g_Nss1,(6Mbps)_4TX **CSE NdB**

2412MHz

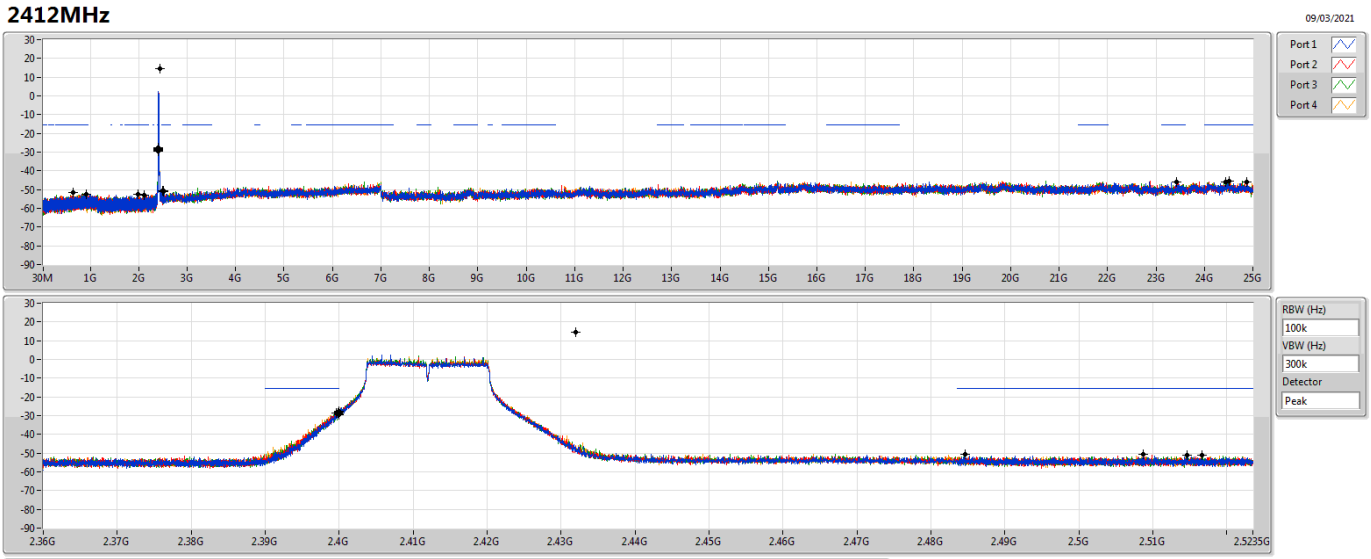

Ref(Hz)	Ref(dBm)	Limit(dBm)	Freq(Hz)	Level(dBm)	Freq(Hz)	Level(dBm)	Freq(Hz)	Level(dBm)	Freq(Hz)	Level(dBm)	Freq(Hz)	Level(dBm)	Port
2.43198G	14.35	-15.65	2.10341G	-52.87	2.3996G	-28.55	2.4G	-29.72	2.50872G	-50.43	24.43528G	-45.84	1
2.43198G	14.35	-15.65	1.99215G	-52.41	2.39998G	-27.94	2.4G	-28.92	2.48456G	-50.71	23.42384G	-45.78	2
2.43198G	14.35	-15.65	644.83M	-51.77	2.39992G	-28.12	2.4G	-27.83	2.51668G	-51.32	24.51395G	-45.48	3
2.43198G	14.35	-15.65	908.7M	-52.33	2.39978G	-28.42	2.4G	-28.06	2.51462G	-50.88	24.87357G	-45.84	4

802.11g_Nss1,(6Mbps)_4TX **CSE NdB**

2437MHz

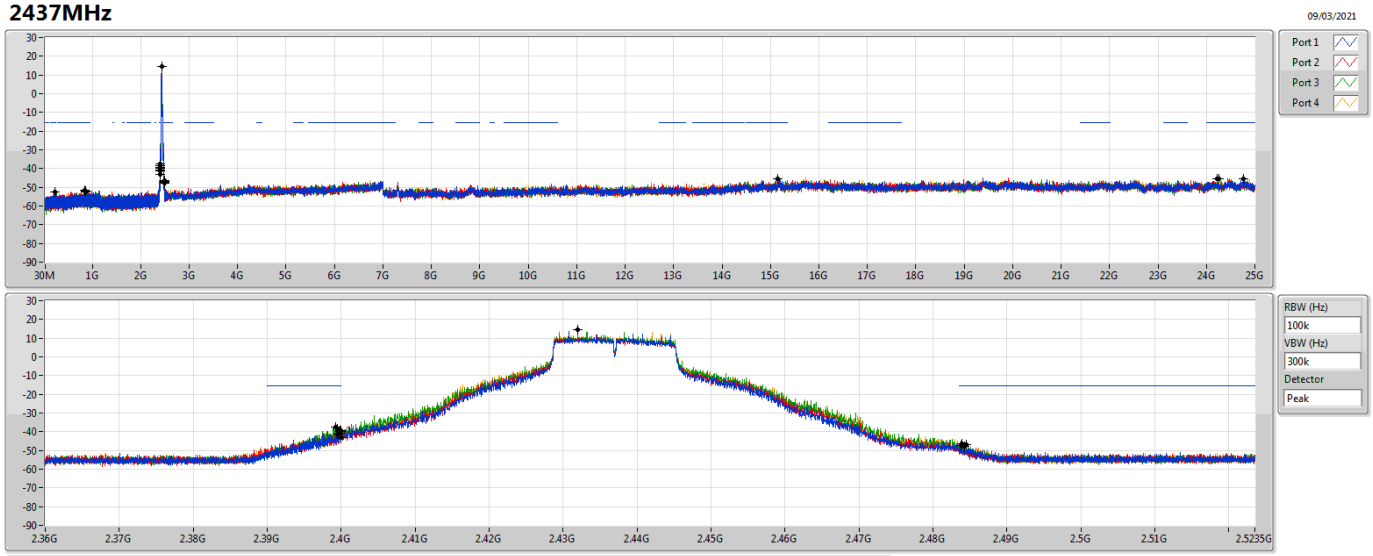

Ref(Hz)	Ref(dBm)	Limit(dBm)	Freq(Hz)	Level(dBm)	Freq(Hz)	Level(dBm)	Freq(Hz)	Level(dBm)	Freq(Hz)	Level(dBm)	Freq(Hz)	Level(dBm)	Port
2.43198G	14.35	-15.65	233.58M	-52.59	2.3998G	-39.19	2.4G	-40.89	2.4839G	-46.47	15.15248G	-45.36	1
2.43198G	14.35	-15.65	847.54M	-51.74	2.39946G	-41.46	2.4G	-43.02	2.48422G	-47.61	24.26109G	-45.33	2
2.43198G	14.35	-15.65	866.47M	-52.10	2.39922G	-37.49	2.4G	-39.73	2.4845G	-46.76	24.22737G	-45.29	3
2.43198G	14.35	-15.65	869.09M	-52.64	2.39946G	-38.63	2.4G	-39.55	2.48382G	-47.11	24.76119G	-45.28	4

802.11g_Nss1,(6Mbps)_4TX **CSE NdB**

2462MHz

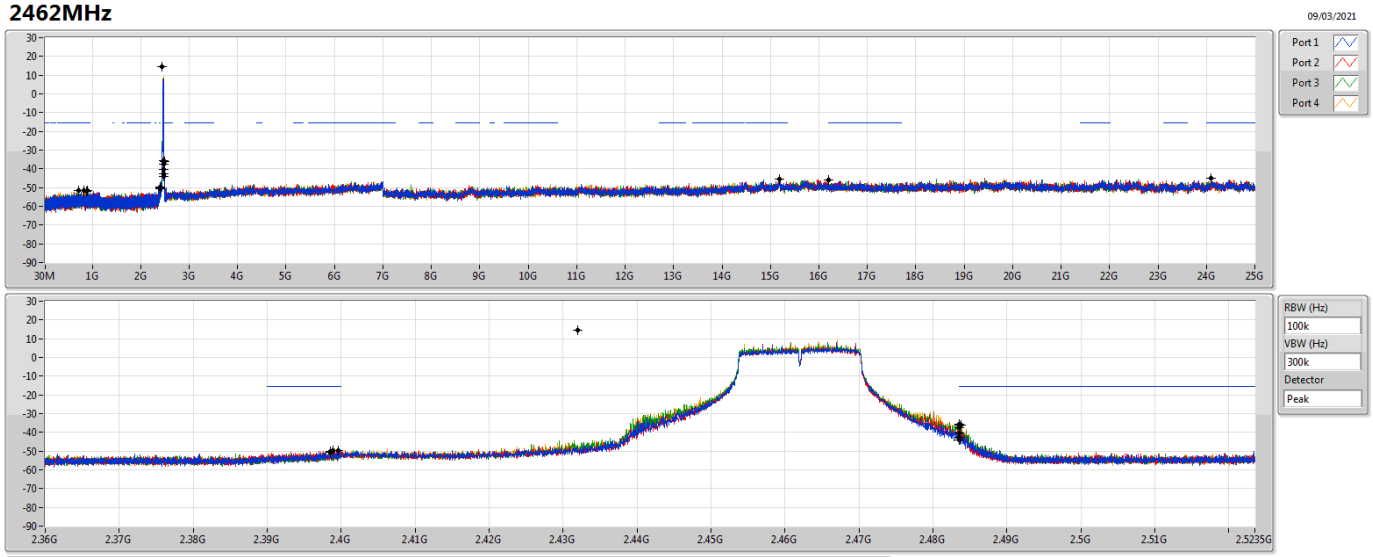

Ref(Hz)	Ref(dBm)	Limit(dBm)	Freq(Hz)	Level(dBm)	Freq(Hz)	Level(dBm)	Freq(Hz)	Level(dBm)	Freq(Hz)	Level(dBm)	Freq(Hz)	Level(dBm)	Port
2.43198G	14.35	-15.65	876.96M	-52.21	2.39956G	-49.69	2.4835G	-43.94	2.48354G	-40.12	16.20607G	-45.77	1
2.43198G	14.35	-15.65	819.29M	-51.42	2.39886G	-49.47	2.4835G	-42.46	2.48352G	-37.31	24.09532G	-45.06	2
2.43198G	14.35	-15.65	724.63M	-51.56	2.39852G	-50.76	2.4835G	-40.38	2.48382G	-36.08	15.18339G	-45.59	3
2.43198G	14.35	-15.65	900.55M	-51.51	2.39856G	-50.05	2.4835G	-35.64	2.48356G	-36.07	15.19463G	-45.36	4

802.11ax HEW20_Nss1,(MCS0)_4TX **CSE NdB**

2412MHz

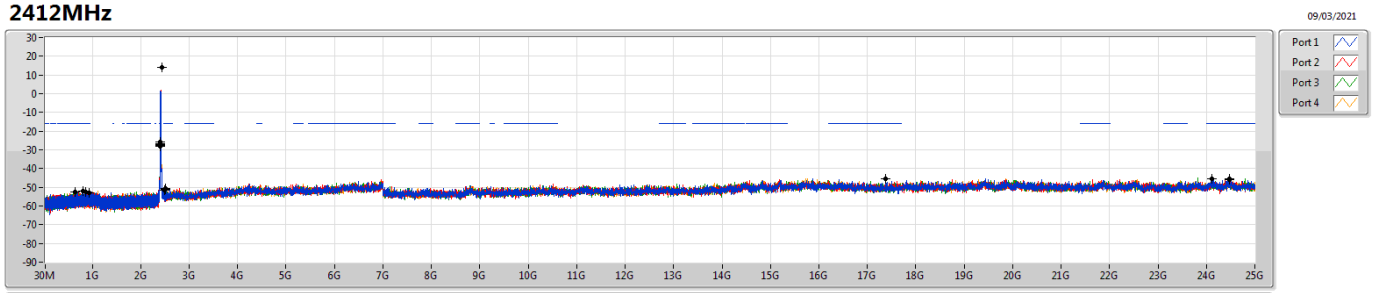

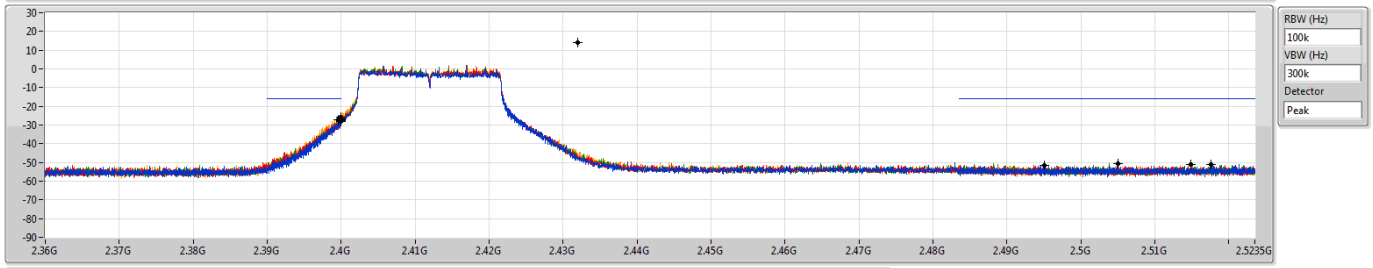

Ref(Hz)	Ref(dBm)	Limit(dBm)	Freq(Hz)	Level(dBm)	Freq(Hz)	Level(dBm)	Freq(Hz)	Level(dBm)	Freq(Hz)	Level(dBm)	Freq(Hz)	Level(dBm)	Port
2.43194G	14.28	-15.72	640.75M	-52.56	2.4G	-26.82	2.4G	-28.27	2.5149G	-51.08	17.37766G	-45.55	1
2.43194G	14.28	-15.72	866.76M	-52.27	2.39958G	-27.24	2.4G	-26.97	2.49508G	-51.54	24.1178G	-45.57	2
2.43194G	14.28	-15.72	816.38M	-51.92	2.39994G	-27.98	2.4G	-27.50	2.505G	-50.55	24.46899G	-45.29	3
2.43194G	14.28	-15.72	932.88M	-52.86	2.39992G	-25.68	2.4G	-28.27	2.5176G	-51.14	24.47461G	-45.94	4

802.11ax HEW20_Nss1,(MCS0)_4TX **CSE NdB**

2437MHz

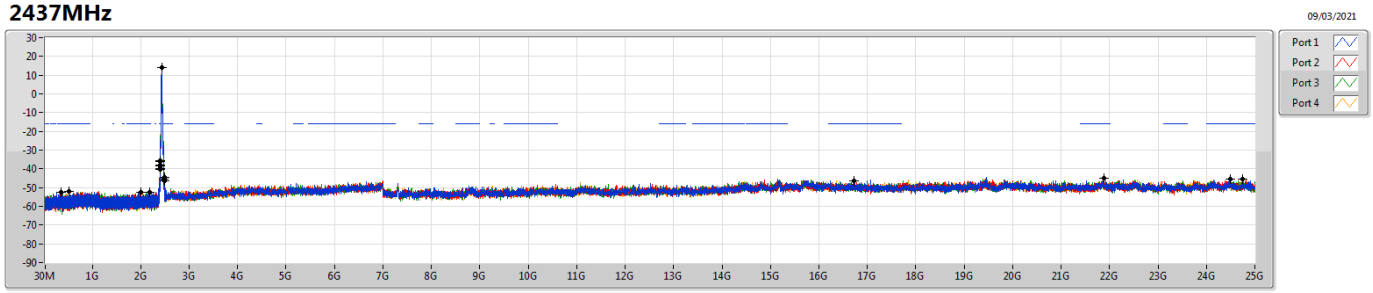

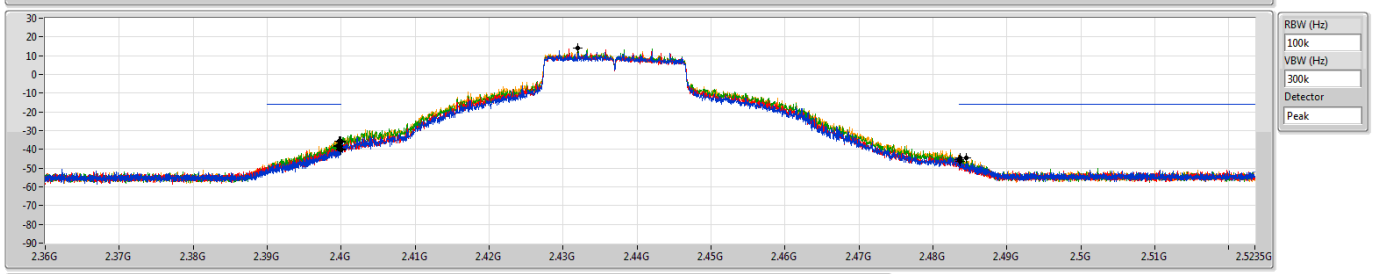

Ref(Hz)	Ref(dBm)	Limit(dBm)	Freq(Hz)	Level(dBm)	Freq(Hz)	Level(dBm)	Freq(Hz)	Level(dBm)	Freq(Hz)	Level(dBm)	Freq(Hz)	Level(dBm)	Port
2.43194G	14.28	-15.72	2.18845G	-52.52	2.39964G	-38.09	2.4G	-40.36	2.48354G	-45.65	24.74433G	-45.37	1
2.43194G	14.28	-15.72	364.65M	-52.46	2.3996G	-38.30	2.4G	-39.84	2.48362G	-46.41	21.887G	-45.19	2
2.43194G	14.28	-15.72	2.01167G	-52.28	2.39978G	-35.81	2.4G	-36.21	2.48366G	-44.55	24.49147G	-45.63	3
2.43194G	14.28	-15.72	512.89M	-51.90	2.39976G	-35.65	2.4G	-35.60	2.48452G	-44.32	16.72865G	-46.19	4

802.11ax HEW20_Nss1,(MCS0)_4TX **CSE NdB**

2462MHz

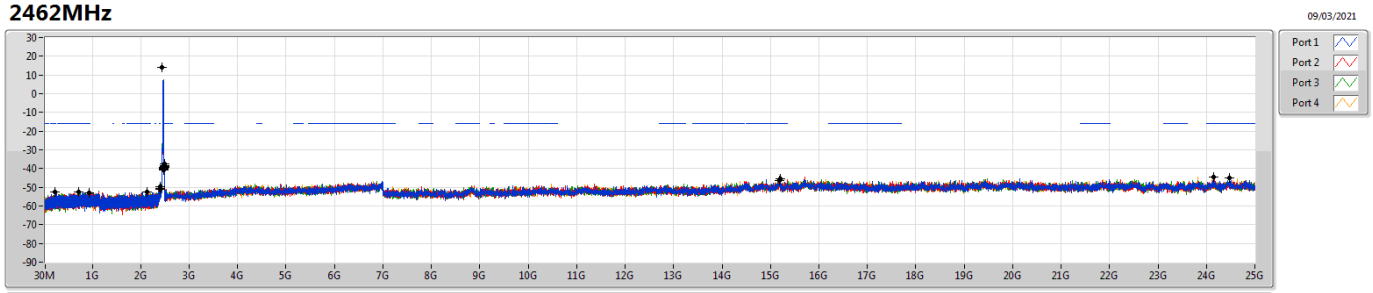

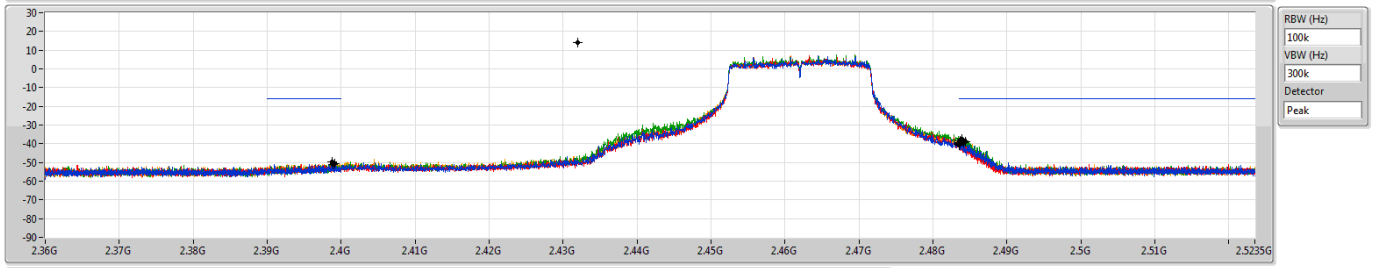

Ref(Hz)	Ref(dBm)	Limit(dBm)	Freq(Hz)	Level(dBm)	Freq(Hz)	Level(dBm)	Freq(Hz)	Level(dBm)	Freq(Hz)	Level(dBm)	Freq(Hz)	Level(dBm)	Port
2.43194G	14.28	-15.72	237.95M	-52.56	2.3989G	-50.95	2.4835G	-40.22	2.48414G	-39.45	15.20025G	-45.30	1
2.43194G	14.28	-15.72	711.82M	-52.51	2.39918G	-50.82	2.4835G	-40.75	2.4844G	-38.91	24.47461G	-45.16	2
2.43194G	14.28	-15.72	942.49M	-53.14	2.39876G	-49.90	2.4835G	-39.21	2.4839G	-37.66	15.19463G	-46.24	3
2.43194G	14.28	-15.72	2.12991G	-52.56	2.39918G	-50.69	2.4835G	-39.88	2.48364G	-38.58	24.15432G	-44.63	4

802.11ax HEW40_Nss1,(MCS0)_4TX **CSE NdB**

2422MHz

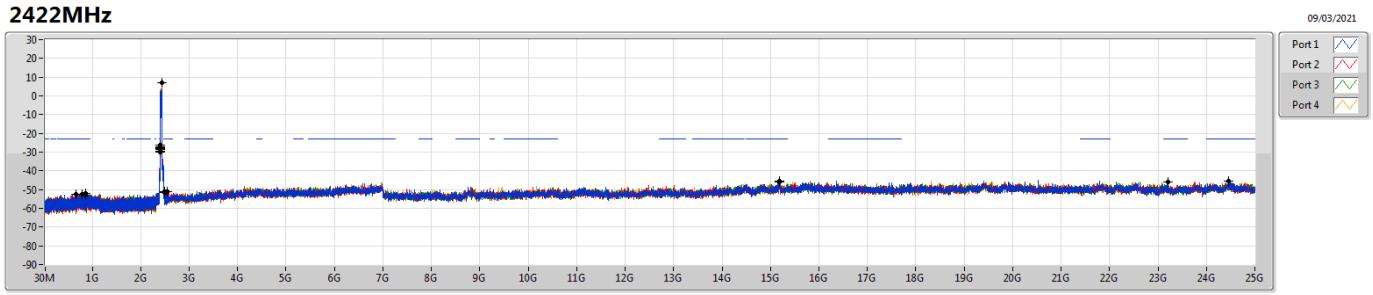

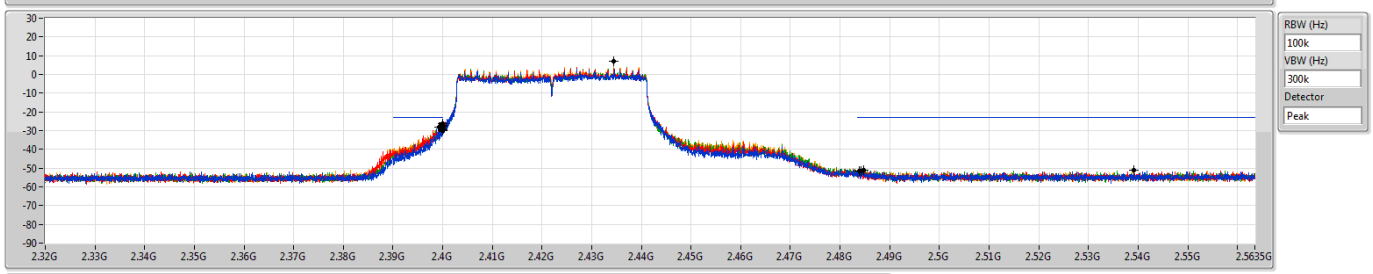

Ref(Hz)	Ref(dBm)	Limit(dBm)	Freq(Hz)	Level(dBm)	Freq(Hz)	Level(dBm)	Freq(Hz)	Level(dBm)	Freq(Hz)	Level(dBm)	Freq(Hz)	Level(dBm)	Port
2.43449G	6.97	-23.03	665.48M	-52.61	2.39992G	-27.86	2.4G	-28.36	2.48386G	-51.53	24.46433G	-45.42	1
2.43449G	6.97	-23.03	866.14M	-52.76	2.4G	-27.10	2.4G	-26.25	2.48422G	-51.45	23.2163G	-46.16	2
2.43449G	6.97	-23.03	784.56M	-52.63	2.39944G	-28.30	2.4G	-29.32	2.48482G	-50.87	15.18964G	-45.82	3
2.43449G	6.97	-23.03	857.55M	-52.23	2.39932G	-28.12	2.4G	-29.92	2.53918G	-51.02	15.19244G	-45.47	4

802.11ax HEW40_Nss1,(MCS0)_4TX **CSE NdB**

2437MHz

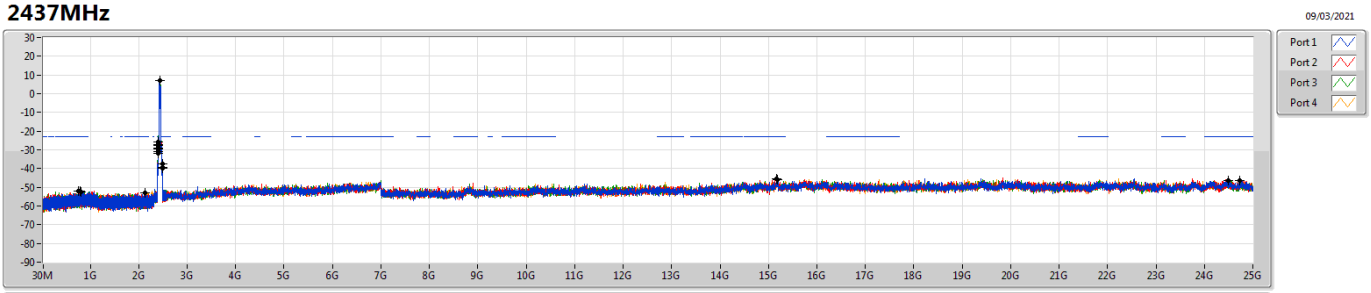

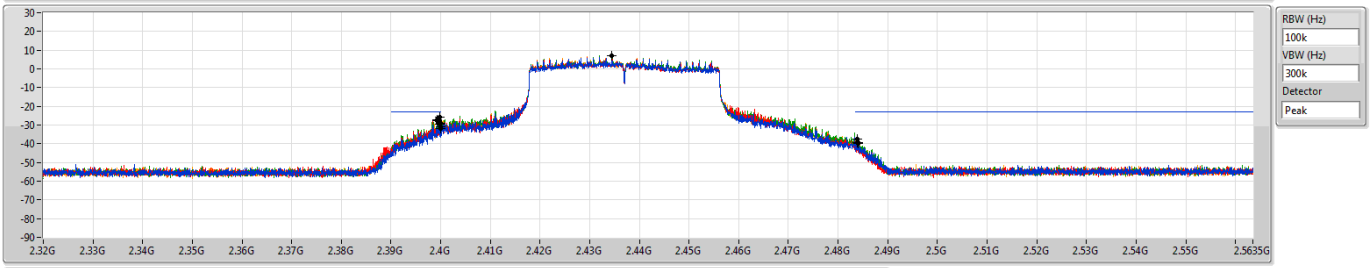

Ref(Hz)	Ref(dBm)	Limit(dBm)	Freq(Hz)	Level(dBm)	Freq(Hz)	Level(dBm)	Freq(Hz)	Level(dBm)	Freq(Hz)	Level(dBm)	Freq(Hz)	Level(dBm)	Port
2.43449G	6.97	-23.03	2.1222G	-52.82	2.39976G	-29.37	2.4G	-31.03	2.48386G	-39.35	24.72515G	-46.42	1
2.43449G	6.97	-23.03	752.5M	-51.96	2.39928G	-27.81	2.4G	-31.93	2.48402G	-39.94	15.17281G	-45.43	2
2.43449G	6.97	-23.03	813.75M	-52.71	2.39976G	-26.01	2.4G	-29.28	2.48386G	-37.61	24.49237G	-46.23	3
2.43449G	6.97	-23.03	783.98M	-51.80	2.39928G	-27.04	2.4G	-31.88	2.48406G	-39.18	15.19244G	-45.77	4

802.11ax HEW40_Nss1,(MCS0)_4TX **CSE NdB**

2452MHz

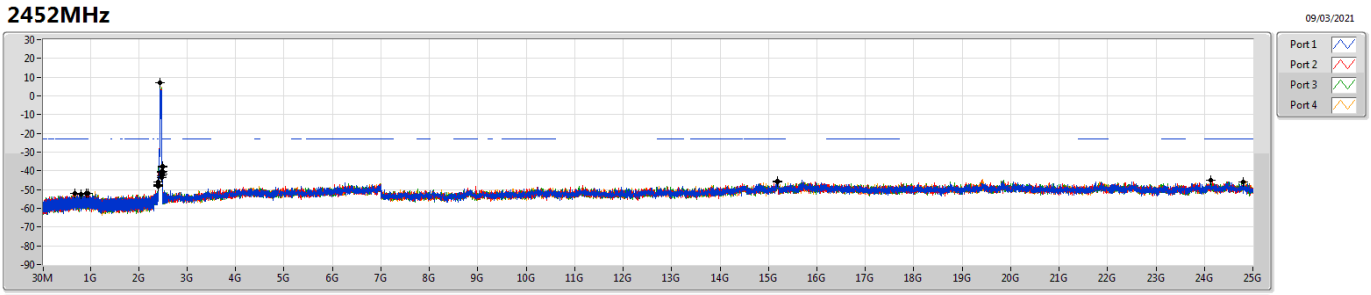

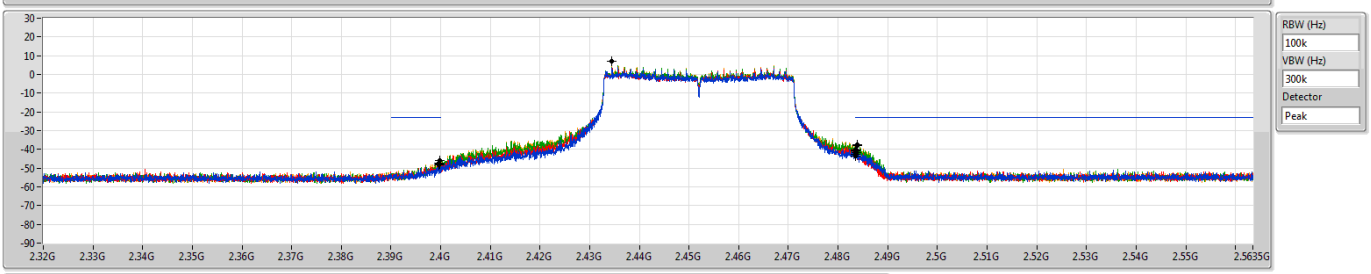

Ref(Hz)	Ref(dBm)	Limit(dBm)	Freq(Hz)	Level(dBm)	Freq(Hz)	Level(dBm)	Freq(Hz)	Level(dBm)	Freq(Hz)	Level(dBm)	Freq(Hz)	Level(dBm)	Port
2.43449G	6.97	-23.03	808.31M	-52.37	2.3996G	-48.43	2.4835G	-43.69	2.48374G	-41.55	15.19244G	-45.94	1
2.43449G	6.97	-23.03	917.38M	-52.04	2.39988G	-47.96	2.4835G	-42.79	2.48366G	-40.44	15.17842G	-45.58	2
2.43449G	6.97	-23.03	677.21M	-52.16	2.3996G	-47.45	2.4835G	-40.76	2.48378G	-37.62	24.79807G	-45.84	3
2.43449G	6.97	-23.03	956.59M	-51.97	2.39984G	-46.08	2.4835G	-40.45	2.48382G	-38.07	24.13059G	-45.02	4

Summary

Mode	Result	Type	Freq (Hz)	Level (dBuV/m)	Limit (dBuV/m)	Margin (dB)	Condition
Mode 1	Pass	PK	62.5M	33.73	40.00	-6.27	Vertical

Mode 1

12/07/2021

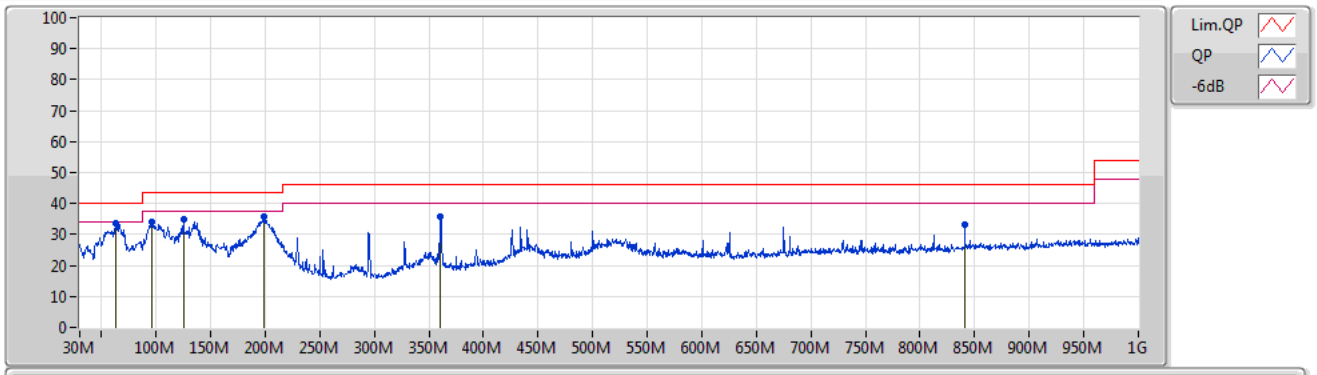

NO : Z
EUT : CH8679E
Power : 120V
Mode : Normal - Y axis
Memo :

Type	Freq	Level	Limit	Margin	Factor	Dist	Condition	Azimuth	Height	Comment	Raw	AF	CL	PA
	(Hz)	(dBuV/m)	(dBuV/m)	(dB)	(dB)	(m)		(°)	(m)		(dBuV)	(dB)	(dB)	(dB)
PK	62.5M	33.73	40.00	-6.27	-13.63	3	Vertical	247	1.00	"Worst"	47.36	12.45	1.75	27.83
PK	96.45M	34.00	43.50	-9.50	-9.29	3	Vertical	212	4.00	-	43.29	16.20	2.33	27.82
PK	125.06M	35.07	43.50	-8.43	-6.71	3	Vertical	315	2.00	-	41.78	18.12	2.78	27.61
PK	198.78M	35.57	43.50	-7.93	-8.38	3	Vertical	4	1.00	-	43.95	15.21	3.69	27.28
PK	360.29M	35.71	46.00	-10.29	-7.48	3	Vertical	151	3.00	-	43.19	15.37	4.14	26.99
PK	840.92M	33.36	46.00	-12.64	0.98	3	Vertical	80	1.00	-	32.38	21.44	6.46	26.92

Mode 1

12/07/2021

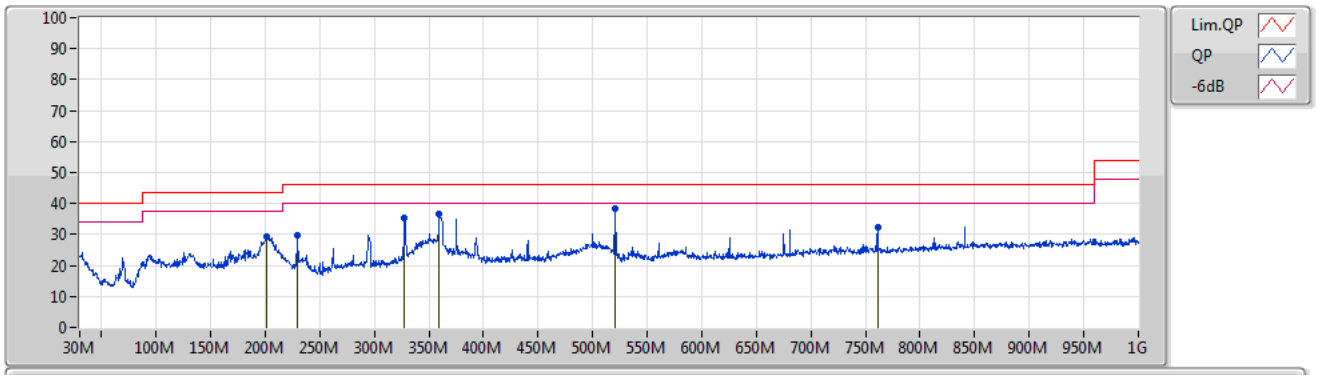

NO : Z
EUT : CH8679E
Power : 120V
Mode : Normal - Y axis
Memo :

Type	Freq	Level	Limit	Margin	Factor	Dist	Condition	Azimuth	Height	Comment	Raw	AF	CL	PA
	(Hz)	(dBuV/m)	(dBuV/m)	(dB)	(dB)	(m)		(°)	(m)		(dBuV)	(dB)	(dB)	(dB)
PK	200.72M	29.32	43.50	-14.18	-7.13	3	Horizontal	53	1.00	-	36.45	16.44	3.01	26.58
PK	229.34M	29.69	46.00	-16.31	-9.85	3	Horizontal	0	3.00	-	39.54	13.35	3.23	26.43
PK	327.79M	35.31	46.00	-10.69	-8.09	3	Horizontal	159	4.00	-	43.40	14.60	3.97	26.66
PK	359.32M	36.83	46.00	-9.17	-7.47	3	Horizontal	43	1.00	-	44.30	15.37	4.14	26.98
PK	520.82M	38.35	46.00	-7.65	-5.34	3	Horizontal	352	2.00	"Worst"	43.69	17.65	4.92	27.91
PK	760.9M	32.50	46.00	-13.50	-0.90	3	Horizontal	47	2.00	-	33.40	20.52	6.07	27.49

Summary

Mode	Result	Type	Freq (Hz)	Level (dBuV/m)	Limit (dBuV/m)	Margin (dB)	Dist (m)	Condition	Azimuth (°)	Height (m)	Comments
2.4-2.4835GHz	-	-	-	-	-	-	-	-	-	-	-
802.11g_Nss1,(6Mbps)_4TX	Pass	PK	2.4836G	73.94	74.00	-0.06	3	Vertical	59	2.83	-

802.11b_Nss1,(1Mbps)_1TX

2412MHz_TX

21/07/2021

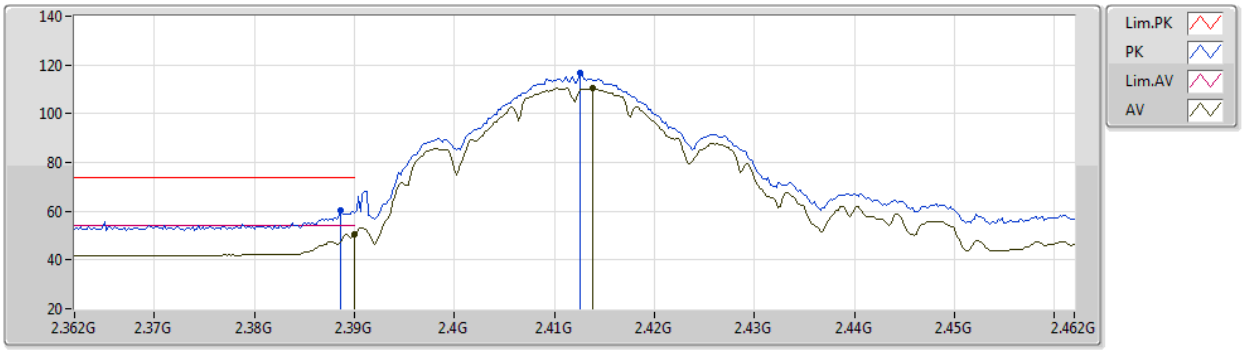

EUT Y_1TX
Setting 29
04-D-B-4

Type	Freq	Level	Limit	Margin	Raw	Dist	Condition	Azimuth	Height	Comment	AF	CL	PA
	(Hz)	(dBuV/m)	(dBuV/m)	(dB)	(dBuV)	(m)		(°)	(m)		(dB)	(dB)	(dB)
PK	2.3886G	60.49	74.00	-13.51	29.81	3	Vertical	53	2.08	-	27.48	3.20	-
AV	2.39G	50.41	54.00	-3.59	19.73	3	Vertical	53	2.08	-	27.48	3.20	-
PK	2.4126G	116.96	Inf	-Inf	86.22	3	Vertical	53	2.08	-	27.53	3.21	-
AV	2.4138G	110.38	Inf	-Inf	79.64	3	Vertical	53	2.08	-	27.53	3.21	-

802.11b_Nss1,(1Mbps)_1TX

2412MHz_TX

21/07/2021

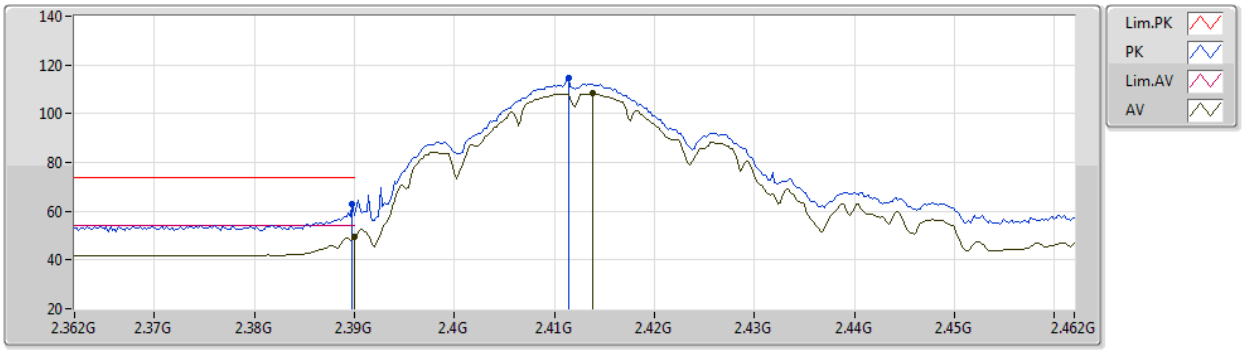

EUT Y_1TX
Setting 29
04-D-B-4

Type	Freq	Level	Limit	Margin	Raw	Dist	Condition	Azimuth	Height	Comment	AF	CL	PA
	(Hz)	(dBuV/m)	(dBuV/m)	(dB)	(dBuV)	(m)		(°)	(m)		(dB)	(dB)	(dB)
PK	2.3898G	62.83	74.00	-11.17	32.15	3	Horizontal	18	1.80	-	27.48	3.20	-
AV	2.39G	49.33	54.00	-4.67	18.65	3	Horizontal	18	1.80	-	27.48	3.20	-
PK	2.4114G	114.55	Inf	-Inf	83.82	3	Horizontal	18	1.80	-	27.52	3.21	-
AV	2.4138G	108.29	Inf	-Inf	77.55	3	Horizontal	18	1.80	-	27.53	3.21	-

802.11b_Nss1,(1Mbps)_1TX

2412MHz_TX

21/07/2021

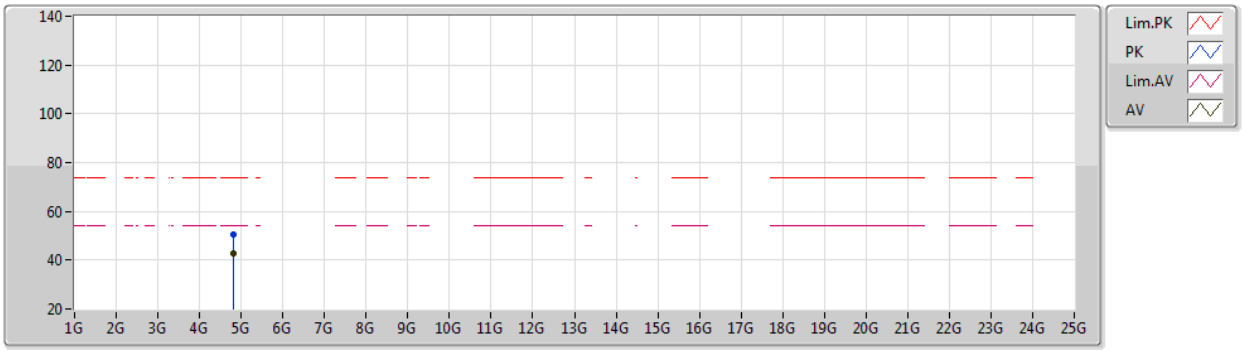

EUT Y_1TX
Setting 29
04-D-B-4

Type	Freq	Level	Limit	Margin	Raw	Dist	Condition	Azimuth	Height	Comment	AF	CL	PA
	(Hz)	(dBuV/m)	(dBuV/m)	(dB)	(dBuV)	(m)		(°)	(m)		(dB)	(dB)	(dB)
PK	4.82398G	50.53	74.00	-23.47	45.46	3	Vertical	224	2.64	-	32.54	5.41	32.88
AV	4.82398G	43.00	54.00	-11.00	37.93	3	Vertical	224	2.64	-	32.54	5.41	32.88

802.11b_Nss1,(1Mbps)_1TX

2412MHz_TX

21/07/2021

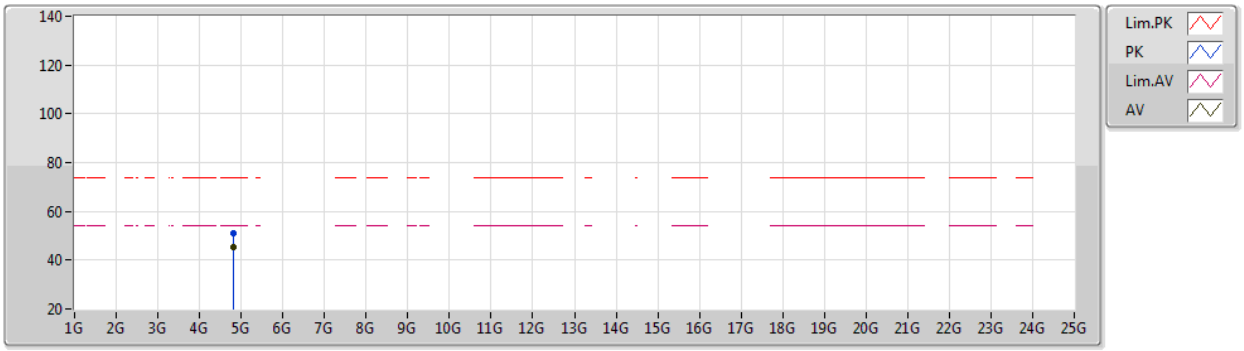

EUT Y_1TX
Setting 29
04-D-B-4

Type	Freq	Level	Limit	Margin	Raw	Dist	Condition	Azimuth	Height	Comment	AF	CL	PA
	(Hz)	(dBuV/m)	(dBuV/m)	(dB)	(dBuV)	(m)		(°)	(m)		(dB)	(dB)	(dB)
PK	4.82404G	51.09	74.00	-22.91	46.02	3	Horizontal	49	1.40	-	32.54	5.41	32.88
AV	4.82402G	45.29	54.00	-8.71	40.22	3	Horizontal	49	1.40	-	32.54	5.41	32.88

802.11b_Nss1,(1Mbps)_1TX

2437MHz_TX

21/07/2021

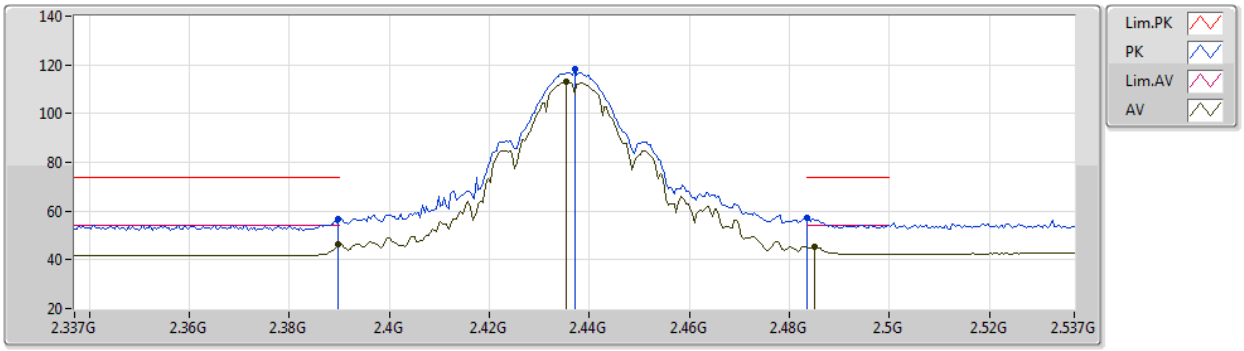

EUT Y_1TX
Setting 29
04-D-B-4

Type	Freq	Level	Limit	Margin	Raw	Dist	Condition	Azimuth	Height	Comment	AF	CL	PA
	(Hz)	(dBuV/m)	(dBuV/m)	(dB)	(dBuV)	(m)		(°)	(m)		(dB)	(dB)	(dB)
PK	2.3898G	56.60	74.00	-17.40	25.92	3	Vertical	59	1.94	-	27.48	3.20	-
AV	2.3898G	46.15	54.00	-7.85	15.47	3	Vertical	59	1.94	-	27.48	3.20	-
PK	2.437G	118.32	Inf	-Inf	87.51	3	Vertical	59	1.94	-	27.57	3.24	-
AV	2.4354G	113.01	Inf	-Inf	82.20	3	Vertical	59	1.94	-	27.57	3.24	-
PK	2.4835G	56.99	74.00	-17.01	25.98	3	Vertical	59	1.94	-	27.73	3.28	-
AV	2.485G	45.40	54.00	-8.60	14.37	3	Vertical	59	1.94	-	27.74	3.29	-

802.11b_Nss1,(1Mbps)_1TX

2437MHz_TX

21/07/2021

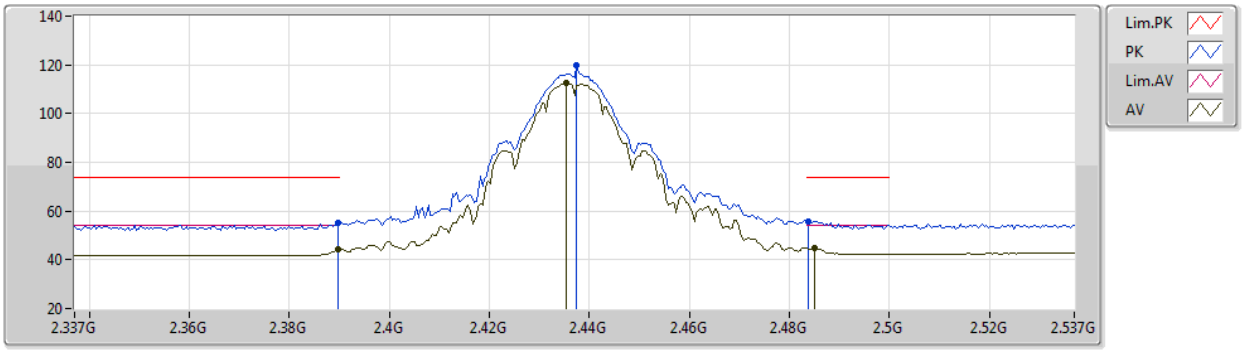

EUT Y_1TX
Setting 29
04-D-B-4

Type	Freq	Level	Limit	Margin	Raw	Dist	Condition	Azimuth	Height	Comment	AF	CL	PA
	(Hz)	(dBuV/m)	(dBuV/m)	(dB)	(dBuV)	(m)		(°)	(m)		(dB)	(dB)	(dB)
PK	2.3898G	55.14	74.00	-18.86	24.46	3	Horizontal	17	1.80	-	27.48	3.20	-
AV	2.3898G	44.43	54.00	-9.57	13.75	3	Horizontal	17	1.80	-	27.48	3.20	-
PK	2.4374G	119.94	Inf	-Inf	89.13	3	Horizontal	17	1.80	-	27.57	3.24	-
AV	2.4354G	112.36	Inf	-Inf	81.55	3	Horizontal	17	1.80	-	27.57	3.24	-
PK	2.4838G	55.85	74.00	-18.15	24.83	3	Horizontal	17	1.80	-	27.74	3.28	-
AV	2.485G	44.79	54.00	-9.21	13.76	3	Horizontal	17	1.80	-	27.74	3.29	-

802.11b_Nss1,(1Mbps)_1TX

2437MHz_TX

21/07/2021

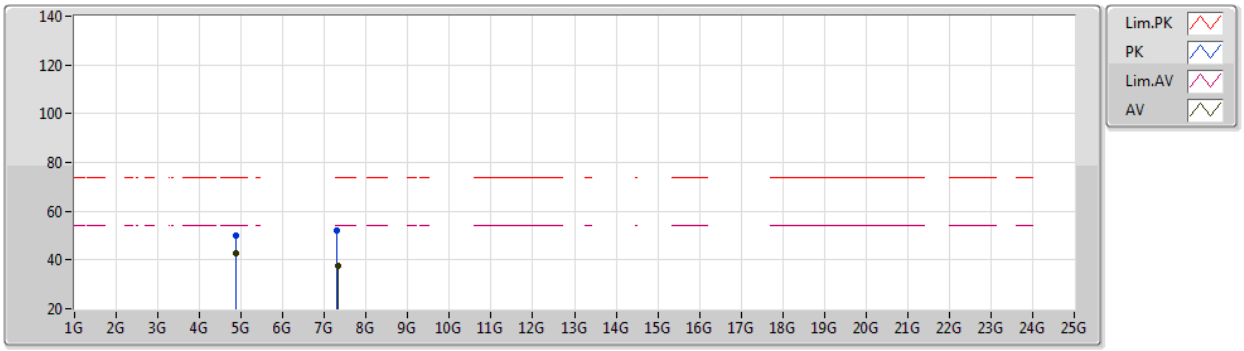

EUT Y_1TX
Setting 29
04-D-B-4

Type	Freq	Level	Limit	Margin	Raw	Dist	Condition	Azimuth	Height	Comment	AF	CL	PA
	(Hz)	(dBuV/m)	(dBuV/m)	(dB)	(dBuV)	(m)		(°)	(m)		(dB)	(dB)	(dB)
PK	4.87384G	50.02	74.00	-23.98	44.70	3	Vertical	63	1.54	-	32.75	5.44	32.87
AV	4.87392G	42.66	54.00	-11.34	37.34	3	Vertical	63	1.54	-	32.75	5.44	32.87
PK	7.30772G	52.03	74.00	-21.97	41.11	3	Vertical	233	1.71	-	37.40	6.85	33.33
AV	7.32064G	37.71	54.00	-16.29	26.79	3	Vertical	233	1.71	-	37.40	6.86	33.34

802.11b_Nss1,(1Mbps)_1TX

2437MHz_TX

21/07/2021

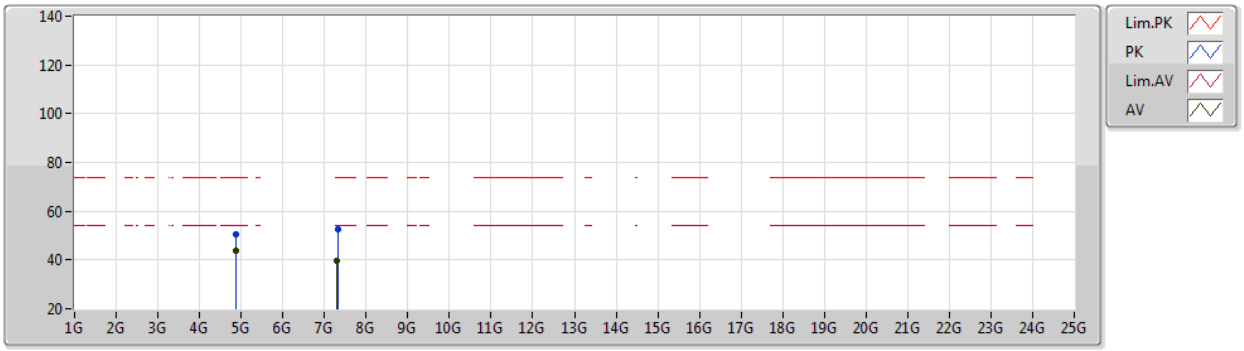

EUT Y_1TX
Setting 29
04-D-B-4

Type	Freq	Level	Limit	Margin	Raw	Dist	Condition	Azimuth	Height	Comment	AF	CL	PA
	(Hz)	(dBuV/m)	(dBuV/m)	(dB)	(dBuV)	(m)		(°)	(m)		(dB)	(dB)	(dB)
PK	4.87392G	50.75	74.00	-23.25	45.43	3	Horizontal	208	1.79	-	32.75	5.44	32.87
AV	4.874G	43.92	54.00	-10.08	38.60	3	Horizontal	208	1.79	-	32.75	5.44	32.87
PK	7.31136G	52.79	74.00	-21.21	41.87	3	Horizontal	122	1.76	-	37.40	6.86	33.34
AV	7.31016G	39.61	54.00	-14.39	28.69	3	Horizontal	122	1.76	-	37.40	6.86	33.34

802.11b_Nss1,(1Mbps)_1TX

2462MHz_TX

21/07/2021

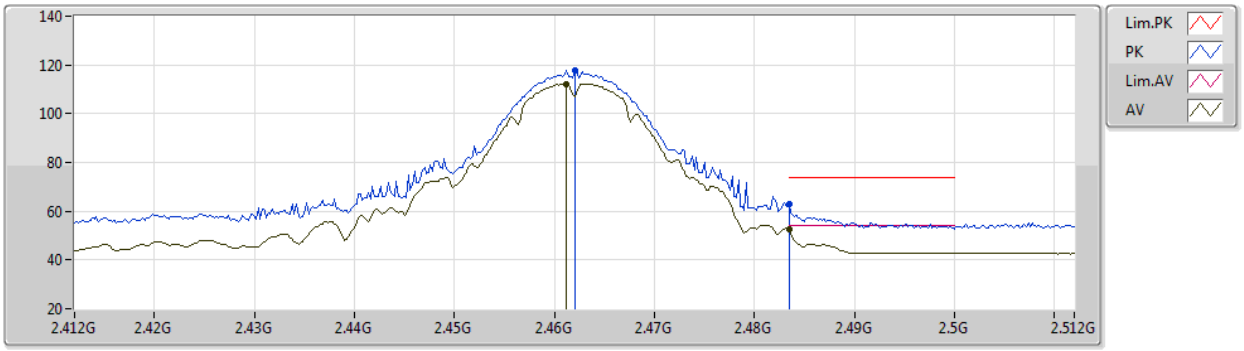

EUT Y_1TX
Setting 27
04-D-B-4

Type	Freq	Level	Limit	Margin	Raw	Dist	Condition	Azimuth	Height	Comment	AF	CL	PA
	(Hz)	(dBuV/m)	(dBuV/m)	(dB)	(dBuV)	(m)		(°)	(m)		(dB)	(dB)	(dB)
PK	2.462G	117.96	Inf	-Inf	87.05	3	Vertical	60	2.58	-	27.65	3.26	-
AV	2.4612G	112.12	Inf	-Inf	81.22	3	Vertical	60	2.58	-	27.64	3.26	-
PK	2.4835G	62.96	74.00	-11.04	31.95	3	Vertical	60	2.58	-	27.73	3.28	-
AV	2.4835G	52.73	54.00	-1.27	21.72	3	Vertical	60	2.58	-	27.73	3.28	-

802.11b_Nss1,(1Mbps)_1TX

2462MHz_TX

21/07/2021

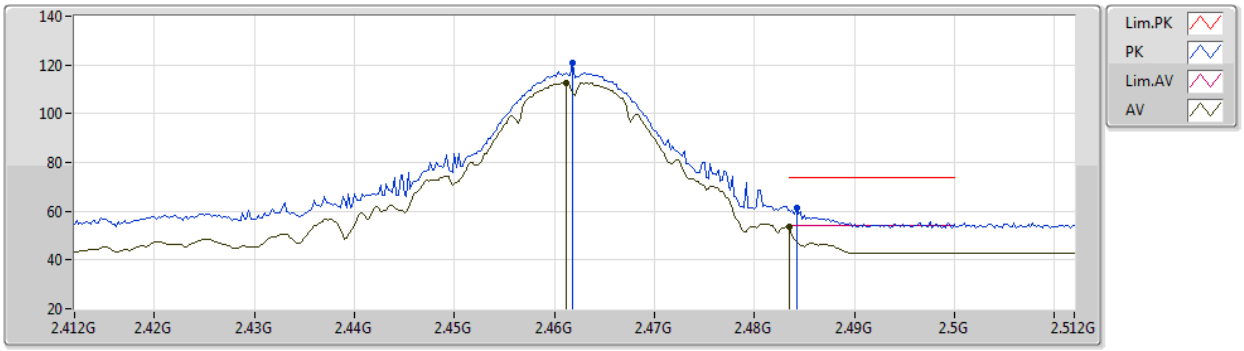

EUT Y_1TX
Setting 27
04-D-B-4

Type	Freq	Level	Limit	Margin	Raw	Dist	Condition	Azimuth	Height	Comment	AF	CL	PA
	(Hz)	(dBuV/m)	(dBuV/m)	(dB)	(dBuV)	(m)		(°)	(m)		(dB)	(dB)	(dB)
PK	2.4618G	120.65	Inf	-Inf	89.74	3	Horizontal	17	1.55	-	27.65	3.26	-
AV	2.4612G	112.52	Inf	-Inf	81.62	3	Horizontal	17	1.55	-	27.64	3.26	-
PK	2.4842G	61.44	74.00	-12.56	30.42	3	Horizontal	17	1.55	-	27.74	3.28	-
AV	2.4835G	53.67	54.00	-0.33	22.66	3	Horizontal	17	1.55	-	27.73	3.28	-

802.11b_Nss1,(1Mbps)_1TX

2462MHz_TX

21/07/2021

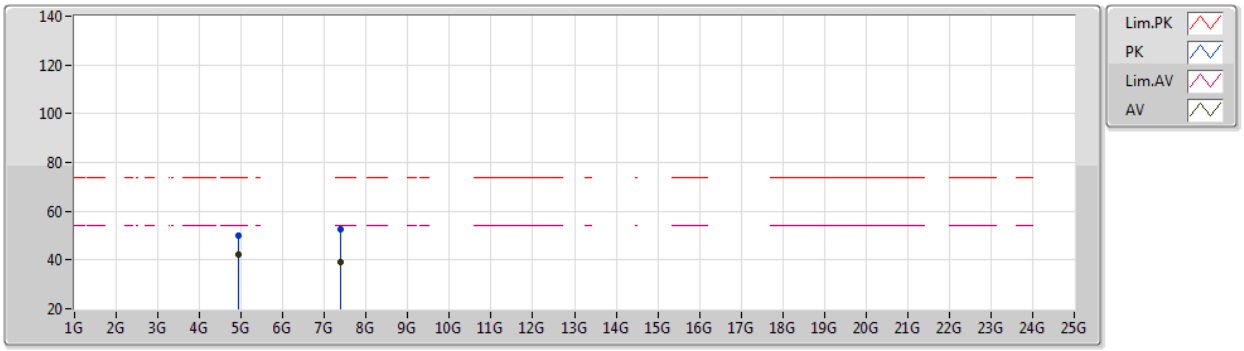

EUT Y_1TX
Setting 27
04-D-B-4

Type	Freq	Level	Limit	Margin	Raw	Dist	Condition	Azimuth	Height	Comment	AF	CL	PA
	(Hz)	(dBuV/m)	(dBuV/m)	(dB)	(dBuV)	(m)		(°)	(m)		(dB)	(dB)	(dB)
PK	4.92406G	49.98	74.00	-24.02	44.48	3	Vertical	265	2.46	-	32.90	5.46	32.86
AV	4.924G	42.37	54.00	-11.63	36.87	3	Vertical	265	2.46	-	32.90	5.46	32.86
PK	7.38668G	52.79	74.00	-21.21	41.89	3	Vertical	212	2.62	-	37.40	6.89	33.39
AV	7.3868G	39.11	54.00	-14.89	28.21	3	Vertical	212	2.62	-	37.40	6.89	33.39

802.11b_Nss1,(1Mbps)_1TX

2462MHz_TX

21/07/2021

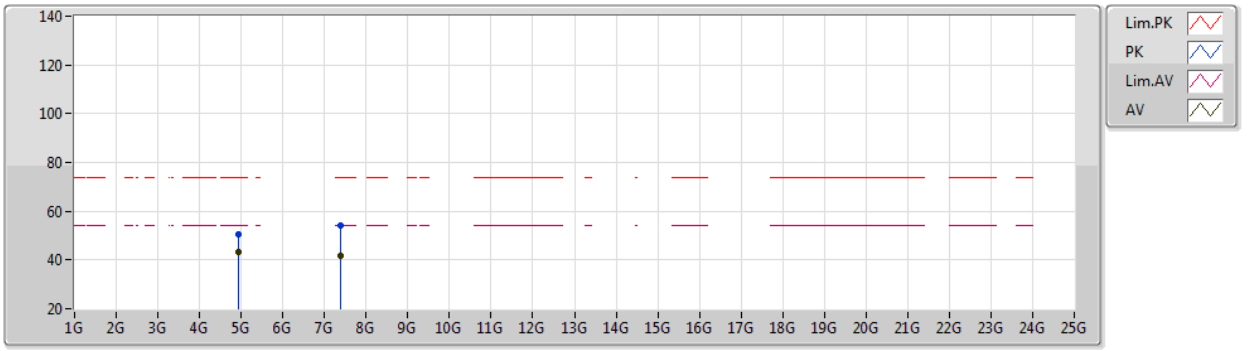

EUT Y_1TX
Setting 27
04-D-B-4

Type	Freq	Level	Limit	Margin	Raw	Dist	Condition	Azimuth	Height	Comment	AF	CL	PA
	(Hz)	(dBuV/m)	(dBuV/m)	(dB)	(dBuV)	(m)		(°)	(m)		(dB)	(dB)	(dB)
PK	4.92404G	50.63	74.00	-23.37	45.13	3	Horizontal	0	1.50	-	32.90	5.46	32.86
AV	4.924G	43.12	54.00	-10.88	37.62	3	Horizontal	0	1.50	-	32.90	5.46	32.86
PK	7.387G	53.90	74.00	-20.10	43.00	3	Horizontal	18	1.45	-	37.40	6.89	33.39
AV	7.38672G	41.59	54.00	-12.41	30.69	3	Horizontal	18	1.45	-	37.40	6.89	33.39

802.11g_Nss1,(6Mbps)_4TX

2412MHz_TX

21/07/2021

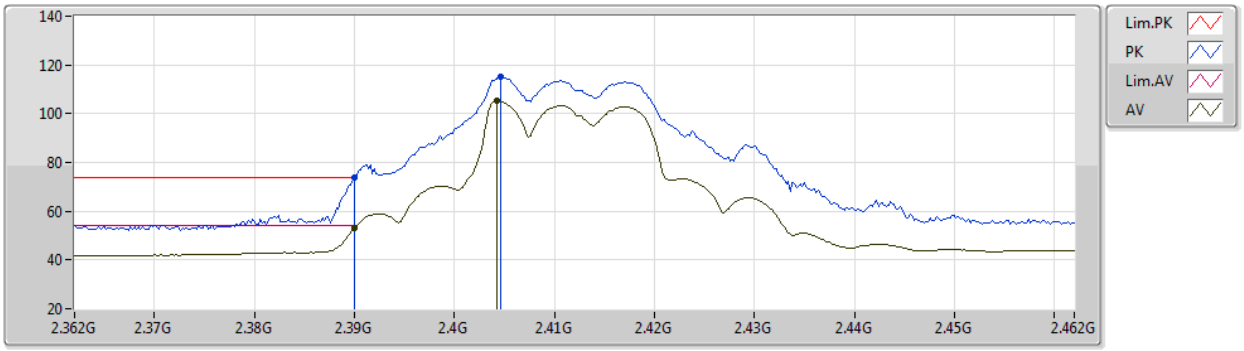

EUT Y_4TX
Setting 20.5
04-D-B-4

Type	Freq	Level	Limit	Margin	Raw	Dist	Condition	Azimuth	Height	Comment	AF	CL	PA
	(Hz)	(dBuV/m)	(dBuV/m)	(dB)	(dBuV)	(m)		(°)	(m)		(dB)	(dB)	(dB)
PK	2.39G	73.83	74.00	-0.17	43.15	3	Vertical	53	2.05	-	27.48	3.20	-
AV	2.39G	53.05	54.00	-0.95	22.37	3	Vertical	53	2.05	-	27.48	3.20	-
PK	2.4046G	115.14	Inf	-Inf	84.43	3	Vertical	53	2.05	-	27.51	3.20	-
AV	2.4042G	105.14	Inf	-Inf	74.43	3	Vertical	53	2.05	-	27.51	3.20	-

802.11g_Nss1,(6Mbps)_4TX

2412MHz_TX

21/07/2021

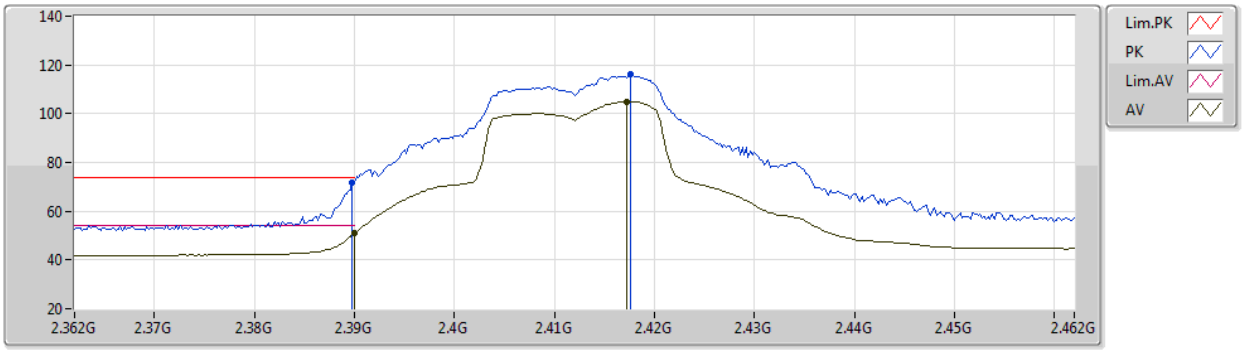

EUT Y_4TX
Setting 20.5
04-D-B-4

Type	Freq	Level	Limit	Margin	Raw	Dist	Condition	Azimuth	Height	Comment	AF	CL	PA
	(Hz)	(dBuV/m)	(dBuV/m)	(dB)	(dBuV)	(m)		(°)	(m)		(dB)	(dB)	(dB)
PK	2.3898G	71.80	74.00	-2.20	41.12	3	Horizontal	95	2.73	-	27.48	3.20	-
AV	2.39G	51.12	54.00	-2.88	20.44	3	Horizontal	95	2.73	-	27.48	3.20	-
PK	2.4176G	116.00	Inf	-Inf	85.24	3	Horizontal	95	2.73	-	27.54	3.22	-
AV	2.4172G	104.99	Inf	-Inf	74.24	3	Horizontal	95	2.73	-	27.53	3.22	-

802.11g_Nss1,(6Mbps)_4TX

2412MHz_TX

21/07/2021

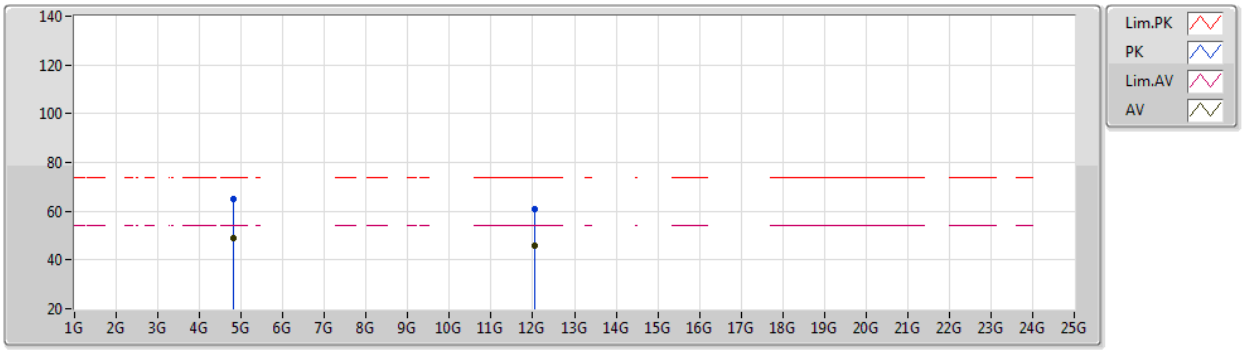

EUT Y_4TX
Setting 20.5
04-D-B-4

Type	Freq	Level	Limit	Margin	Raw	Dist	Condition	Azimuth	Height	Comment	AF	CL	PA
	(Hz)	(dBuV/m)	(dBuV/m)	(dB)	(dBuV)	(m)		(°)	(m)		(dB)	(dB)	(dB)
PK	4.8247G	64.75	74.00	-9.25	59.67	3	Vertical	248	3.00	-	32.55	5.41	32.88
AV	4.8226G	48.71	54.00	-5.29	43.64	3	Vertical	248	3.00	-	32.54	5.41	32.88
PK	12.0451G	60.87	74.00	-13.13	46.81	3	Vertical	61	1.80	-	38.80	9.62	34.36
AV	12.0513G	45.63	54.00	-8.37	31.55	3	Vertical	61	1.80	-	38.80	9.63	34.35

802.11g_Nss1,(6Mbps)_4TX

2412MHz_TX

21/07/2021

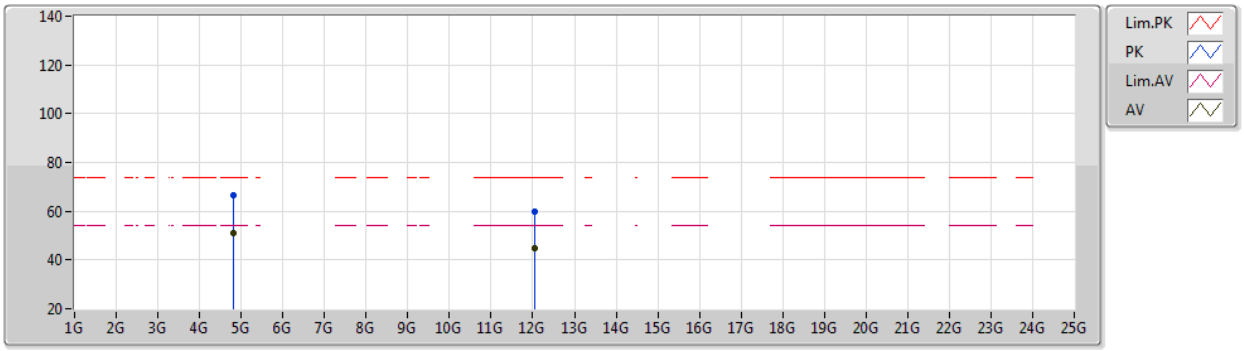

EUT Y_4TX
Setting 20.5
04-D-B-4

Type	Freq	Level	Limit	Margin	Raw	Dist	Condition	Azimuth	Height	Comment	AF	CL	PA
	(Hz)	(dBuV/m)	(dBuV/m)	(dB)	(dBuV)	(m)		(°)	(m)		(dB)	(dB)	(dB)
PK	4.8247G	66.76	74.00	-7.24	61.68	3	Horizontal	11	2.64	-	32.55	5.41	32.88
AV	4.8227G	50.81	54.00	-3.19	45.74	3	Horizontal	11	2.64	-	32.54	5.41	32.88
PK	12.0562G	59.61	74.00	-14.39	45.53	3	Horizontal	61	1.80	-	38.80	9.63	34.35
AV	12.0507G	44.68	54.00	-9.32	30.60	3	Horizontal	61	1.80	-	38.80	9.63	34.35

802.11g_Nss1,(6Mbps)_4TX

2417MHz_TX

22/07/2021

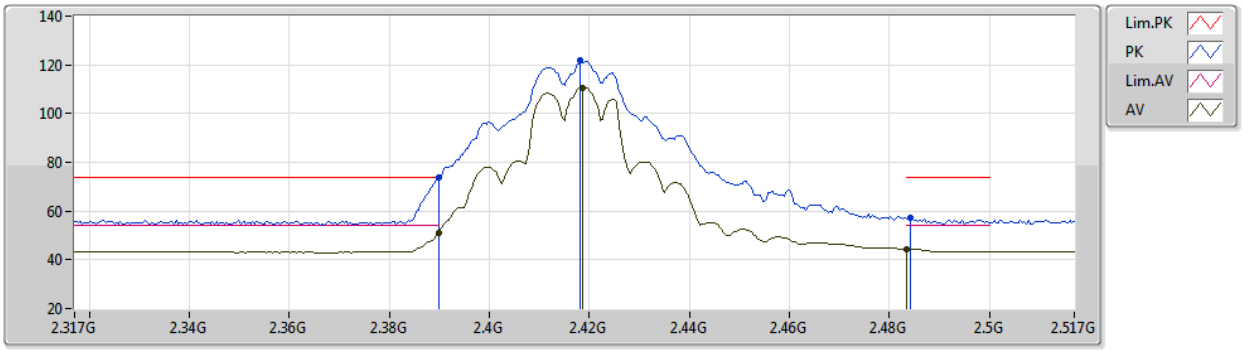

EUT Y_4TX
Setting 23
04-C-K-4

Type	Freq	Level	Limit	Margin	Raw	Dist	Condition	Azimuth	Height	Comment	AF	CL	PA
	(Hz)	(dBuV/m)	(dBuV/m)	(dB)	(dBuV)	(m)		(°)	(m)		(dB)	(dB)	(dB)
PK	2.3898G	73.61	74.00	-0.39	42.93	3	Vertical	81	1.74	-	27.48	3.20	-
AV	2.3898G	51.10	54.00	-2.90	20.42	3	Vertical	81	1.74	-	27.48	3.20	-
PK	2.4182G	121.89	Inf	-Inf	91.13	3	Vertical	81	1.74	-	27.54	3.22	-
AV	2.4186G	110.69	Inf	-Inf	79.93	3	Vertical	81	1.74	-	27.54	3.22	-
PK	2.4842G	57.04	74.00	-16.96	26.02	3	Vertical	81	1.74	-	27.74	3.28	-
AV	2.4835G	44.49	54.00	-9.51	13.48	3	Vertical	81	1.74	-	27.73	3.28	-

802.11g_Nss1,(6Mbps)_4TX

2417MHz_TX

22/07/2021

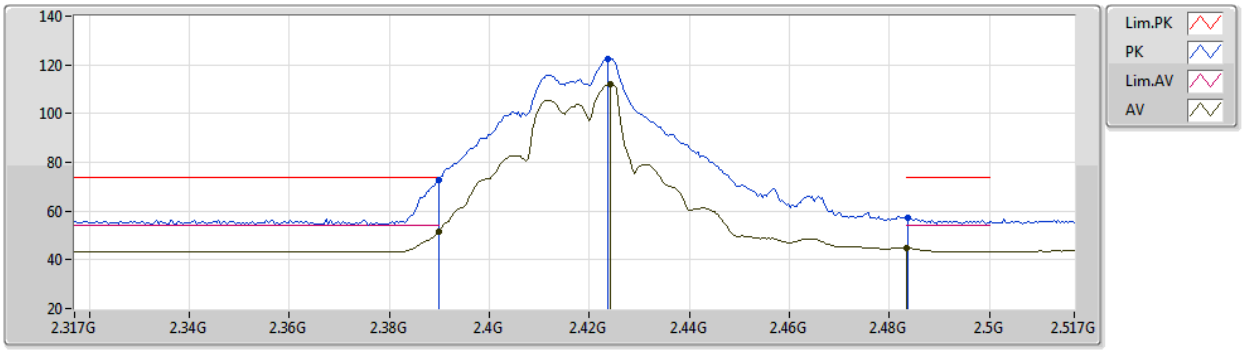

EUT Y_4TX
Setting 23
04-C-K-4

Type	Freq	Level	Limit	Margin	Raw	Dist	Condition	Azimuth	Height	Comment	AF	CL	PA
	(Hz)	(dBuV/m)	(dBuV/m)	(dB)	(dBuV)	(m)		(°)	(m)		(dB)	(dB)	(dB)
PK	2.3898G	72.74	74.00	-1.26	42.06	3	Horizontal	150	1.70	-	27.48	3.20	-
AV	2.3898G	51.46	54.00	-2.54	20.78	3	Horizontal	150	1.70	-	27.48	3.20	-
PK	2.4238G	122.59	Inf	-Inf	91.82	3	Horizontal	150	1.70	-	27.55	3.22	-
AV	2.4242G	112.17	Inf	-Inf	81.40	3	Horizontal	150	1.70	-	27.55	3.22	-
PK	2.4838G	57.17	74.00	-16.83	26.15	3	Horizontal	150	1.70	-	27.74	3.28	-
AV	2.4835G	44.80	54.00	-9.20	13.79	3	Horizontal	150	1.70	-	27.73	3.28	-

802.11g_Nss1,(6Mbps)_4TX

2437MHz_TX

21/07/2021

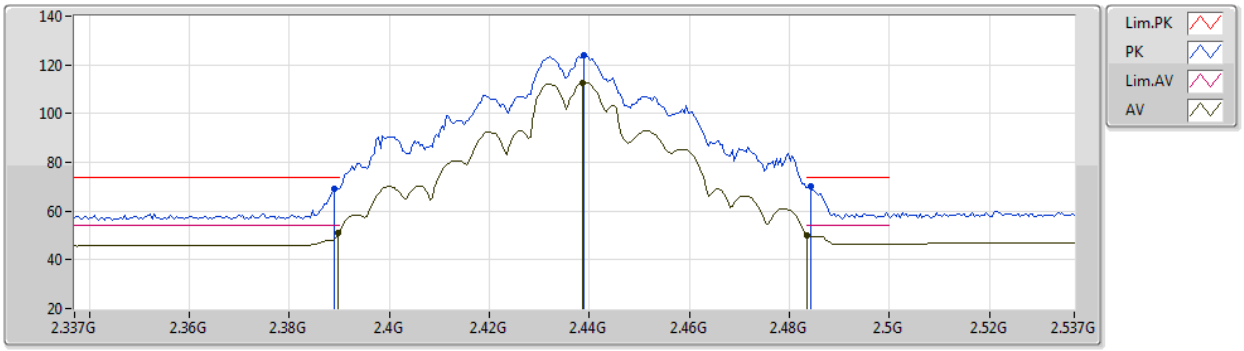

EUT Y_4TX
Setting 29
02-B-R-5

Type	Freq	Level	Limit	Margin	Raw	Dist	Condition	Azimuth	Height	Comment	AF	CL	PA
	(Hz)	(dBuV/m)	(dBuV/m)	(dB)	(dBuV)	(m)		(°)	(m)		(dB)	(dB)	(dB)
PK	2.389G	69.31	74.00	-4.69	38.60	3	Vertical	232	1.80	-	28.30	2.41	-
AV	2.3898G	50.97	54.00	-3.03	20.26	3	Vertical	232	1.80	-	28.30	2.41	-
PK	2.439G	123.98	Inf	-Inf	93.18	3	Vertical	232	1.80	-	28.38	2.42	-
AV	2.4386G	112.78	Inf	-Inf	81.98	3	Vertical	232	1.80	-	28.38	2.42	-
PK	2.4842G	69.96	74.00	-4.04	38.98	3	Vertical	232	1.80	-	28.54	2.44	-
AV	2.4835G	50.10	54.00	-3.90	19.13	3	Vertical	232	1.80	-	28.53	2.44	-

802.11g_Nss1,(6Mbps)_4TX

2437MHz_TX

21/07/2021

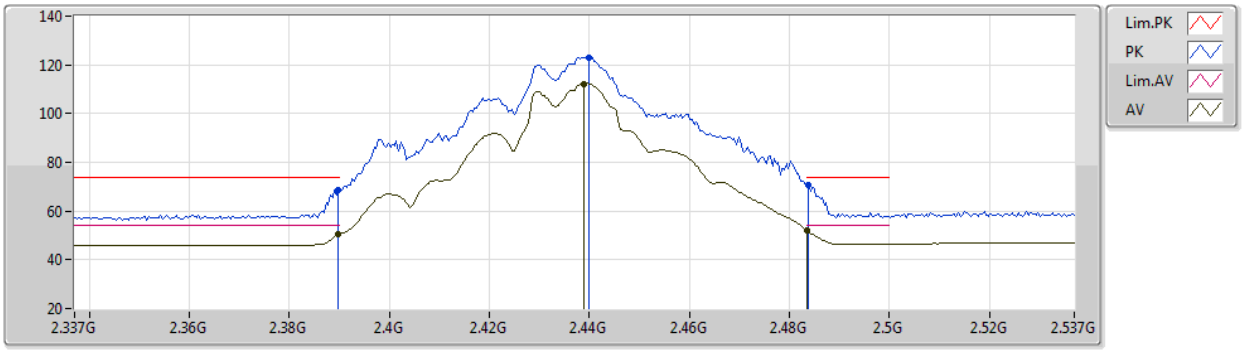

EUT Y_4TX
Setting 29
02-B-R-5

Type	Freq	Level	Limit	Margin	Raw	Dist	Condition	Azimuth	Height	Comment	AF	CL	PA
	(Hz)	(dBuV/m)	(dBuV/m)	(dB)	(dBuV)	(m)		(°)	(m)		(dB)	(dB)	(dB)
PK	2.3898G	68.86	74.00	-5.14	38.15	3	Horizontal	286	1.64	-	28.30	2.41	-
AV	2.3898G	50.64	54.00	-3.36	19.93	3	Horizontal	286	1.64	-	28.30	2.41	-
PK	2.4398G	123.07	Inf	-Inf	92.27	3	Horizontal	286	1.64	-	28.38	2.42	-
AV	2.439G	112.32	Inf	-Inf	81.52	3	Horizontal	286	1.64	-	28.38	2.42	-
PK	2.4838G	70.91	74.00	-3.09	39.93	3	Horizontal	286	1.64	-	28.54	2.44	-
AV	2.4835G	52.22	54.00	-1.78	21.25	3	Horizontal	286	1.64	-	28.53	2.44	-

802.11g_Nss1,(6Mbps)_4TX

2437MHz_TX

21/07/2021

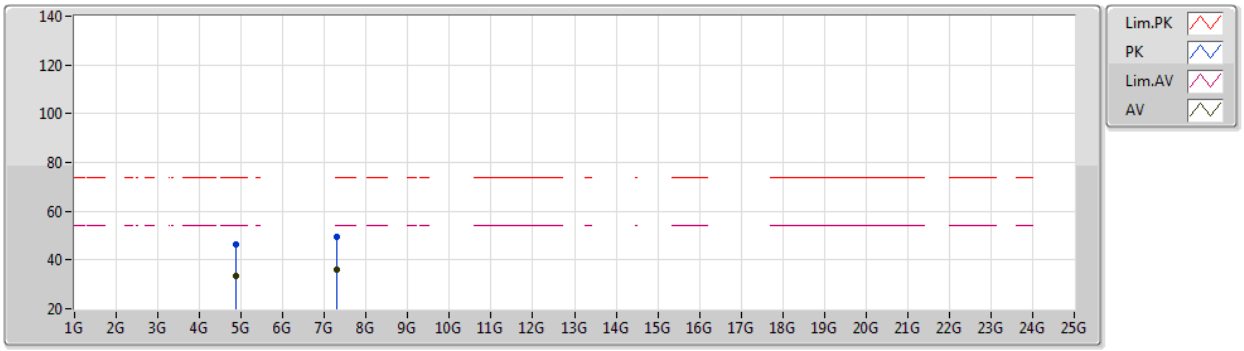

EUT Y_4TX
Setting 29
02-B-R-5

Type	Freq	Level	Limit	Margin	Raw	Dist	Condition	Azimuth	Height	Comment	AF	CL	PA
	(Hz)	(dBuV/m)	(dBuV/m)	(dB)	(dBuV)	(m)		(°)	(m)		(dB)	(dB)	(dB)
PK	4.8803G	46.37	74.00	-27.63	40.35	3	Vertical	91	1.80	-	33.12	4.70	31.80
AV	4.88044G	33.24	54.00	-20.76	27.22	3	Vertical	91	1.80	-	33.12	4.70	31.80
PK	7.30918G	49.60	74.00	-24.40	39.85	3	Vertical	272	1.92	-	36.42	5.75	32.42
AV	7.30806G	36.10	54.00	-17.90	26.35	3	Vertical	272	1.92	-	36.42	5.75	32.42

802.11g_Nss1,(6Mbps)_4TX

2437MHz_TX

21/07/2021

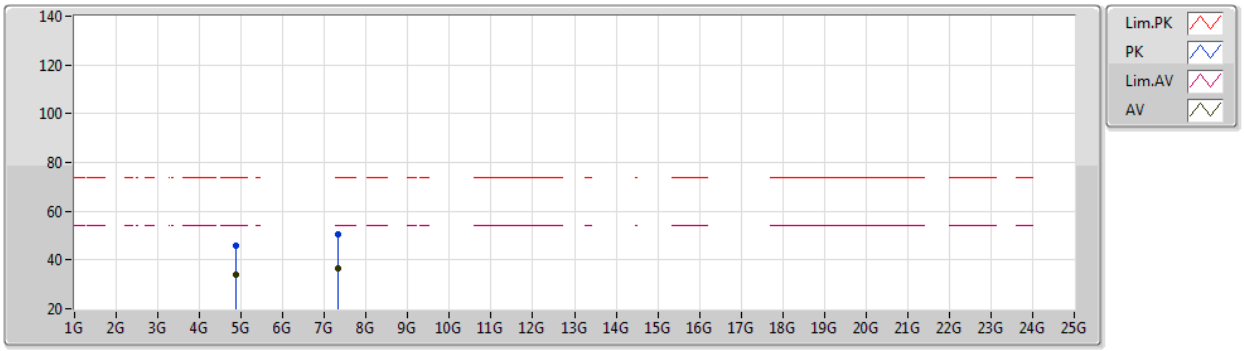

EUT Y_4TX
Setting 29
02-B-R-5

Type	Freq	Level	Limit	Margin	Raw	Dist	Condition	Azimuth	Height	Comment	AF	CL	PA
	(Hz)	(dBuV/m)	(dBuV/m)	(dB)	(dBuV)	(m)		(°)	(m)		(dB)	(dB)	(dB)
PK	4.87554G	45.94	74.00	-28.06	39.94	3	Horizontal	296	1.80	-	33.10	4.70	31.80
AV	4.87498G	33.81	54.00	-20.19	27.80	3	Horizontal	296	1.80	-	33.10	4.70	31.79
PK	7.32038G	50.37	74.00	-23.63	40.60	3	Horizontal	331	1.76	-	36.44	5.76	32.43
AV	7.31366G	36.79	54.00	-17.21	27.03	3	Horizontal	331	1.76	-	36.43	5.76	32.43

802.11g_Nss1,(6Mbps)_4TX

2457MHz_TX

22/07/2021

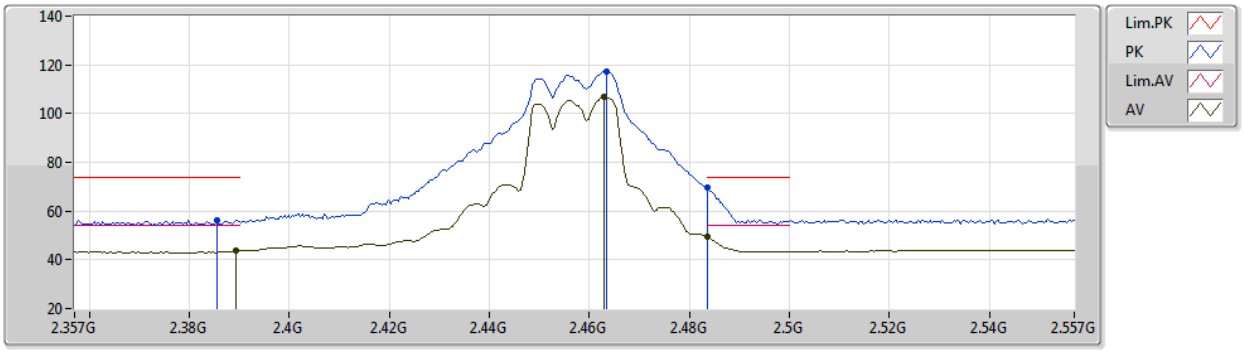

EUT Y_4TX
Setting 20
04-C-K-4

Type	Freq	Level	Limit	Margin	Raw	Dist	Condition	Azimuth	Height	Comment	AF	CL	PA
	(Hz)	(dBuV/m)	(dBuV/m)	(dB)	(dBuV)	(m)		(°)	(m)		(dB)	(dB)	(dB)
PK	2.3854G	56.26	74.00	-17.74	25.59	3	Vertical	186	1.78	-	27.47	3.20	-
AV	2.3894G	43.60	54.00	-10.40	12.92	3	Vertical	186	1.78	-	27.48	3.20	-
PK	2.4634G	117.24	Inf	-Inf	86.33	3	Vertical	186	1.78	-	27.65	3.26	-
AV	2.463G	106.71	Inf	-Inf	75.80	3	Vertical	186	1.78	-	27.65	3.26	-
PK	2.4835G	69.44	74.00	-4.56	38.43	3	Vertical	186	1.78	-	27.73	3.28	-
AV	2.4835G	49.65	54.00	-4.35	18.64	3	Vertical	186	1.78	-	27.73	3.28	-

802.11g_Nss1,(6Mbps)_4TX

2457MHz_TX

22/07/2021

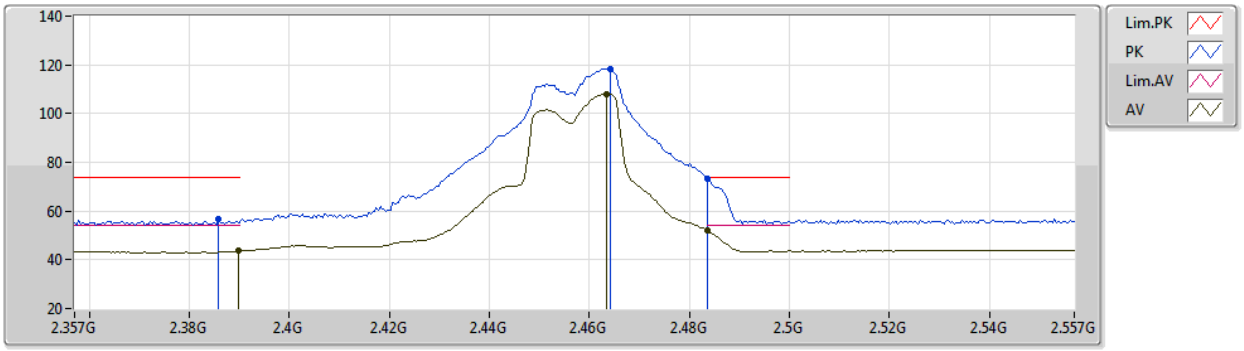

EUT Y_4TX
Setting 20
04-C-K-4

Type	Freq	Level	Limit	Margin	Raw	Dist	Condition	Azimuth	Height	Comment	AF	CL	PA
	(Hz)	(dBuV/m)	(dBuV/m)	(dB)	(dBuV)	(m)		(°)	(m)		(dB)	(dB)	(dB)
PK	2.3858G	56.87	74.00	-17.13	26.20	3	Horizontal	270	1.93	-	27.47	3.20	-
AV	2.3898G	43.61	54.00	-10.39	12.93	3	Horizontal	270	1.93	-	27.48	3.20	-
PK	2.4642G	118.27	Inf	-Inf	87.35	3	Horizontal	270	1.93	-	27.66	3.26	-
AV	2.4634G	108.05	Inf	-Inf	77.14	3	Horizontal	270	1.93	-	27.65	3.26	-
PK	2.4835G	73.52	74.00	-0.48	42.51	3	Horizontal	270	1.93	-	27.73	3.28	-
AV	2.4835G	52.23	54.00	-1.77	21.22	3	Horizontal	270	1.93	-	27.73	3.28	-

802.11g_Nss1,(6Mbps)_4TX

2462MHz_TX

21/07/2021

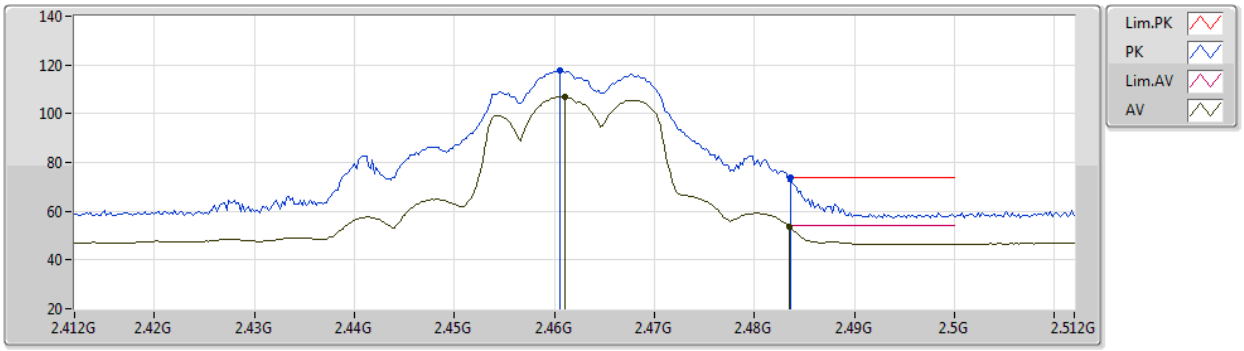

EUT Y_4TX
Setting 20
02-B-R-5

Type	Freq	Level	Limit	Margin	Raw	Dist	Condition	Azimuth	Height	Comment	AF	CL	PA
	(Hz)	(dBuV/m)	(dBuV/m)	(dB)	(dBuV)	(m)		(°)	(m)		(dB)	(dB)	(dB)
PK	2.4606G	117.88	Inf	-Inf	87.01	3	Vertical	59	2.83	-	28.44	2.43	-
AV	2.461G	107.00	Inf	-Inf	76.13	3	Vertical	59	2.83	-	28.44	2.43	-
PK	2.4836G	73.94	74.00	-0.06	42.97	3	Vertical	59	2.83	-	28.53	2.44	-
AV	2.4835G	53.83	54.00	-0.17	22.86	3	Vertical	59	2.83	-	28.53	2.44	-

802.11g_Nss1,(6Mbps)_4TX

2462MHz_TX

21/07/2021

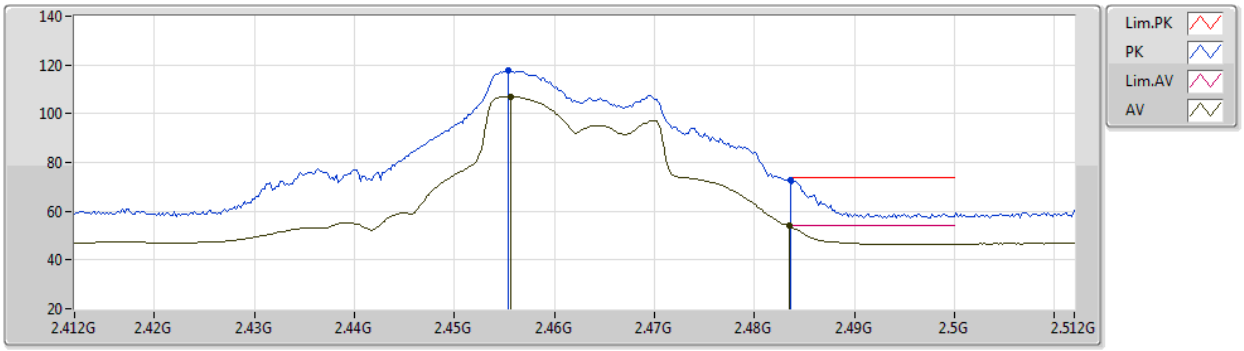

EUT Y_4TX
Setting 20
02-B-R-5

Type	Freq	Level	Limit	Margin	Raw	Dist	Condition	Azimuth	Height	Comment	AF	CL	PA
	(Hz)	(dBuV/m)	(dBuV/m)	(dB)	(dBuV)	(m)		(°)	(m)		(dB)	(dB)	(dB)
PK	2.4554G	117.51	Inf	-Inf	86.66	3	Horizontal	232	1.79	-	28.42	2.43	-
AV	2.4556G	106.83	Inf	-Inf	75.98	3	Horizontal	232	1.79	-	28.42	2.43	-
PK	2.4836G	72.94	74.00	-1.06	41.97	3	Horizontal	232	1.79	-	28.53	2.44	-
AV	2.4835G	53.94	54.00	-0.06	22.97	3	Horizontal	232	1.79	-	28.53	2.44	-

802.11g_Nss1,(6Mbps)_4TX

2462MHz_TX

21/07/2021

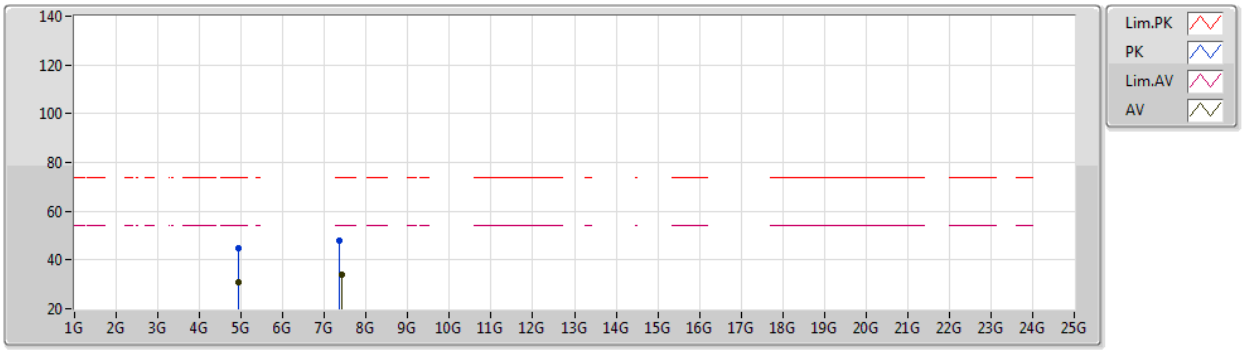

EUT Y_4TX
Setting 20
02-B-R-5

Type	Freq	Level	Limit	Margin	Raw	Dist	Condition	Azimuth	Height	Comment	AF	CL	PA
	(Hz)	(dBuV/m)	(dBuV/m)	(dB)	(dBuV)	(m)		(°)	(m)		(dB)	(dB)	(dB)
PK	4.93492G	44.84	74.00	-29.16	38.76	3	Vertical	79	2.72	-	33.20	4.70	31.82
AV	4.92708G	31.00	54.00	-23.00	24.91	3	Vertical	79	2.72	-	33.20	4.70	31.81
PK	7.36472G	47.94	74.00	-26.06	38.14	3	Vertical	57	1.80	-	36.47	5.78	32.45
AV	7.40112G	34.02	54.00	-19.98	24.28	3	Vertical	57	1.80	-	36.40	5.80	32.46

802.11g_Nss1,(6Mbps)_4TX

2462MHz_TX

21/07/2021

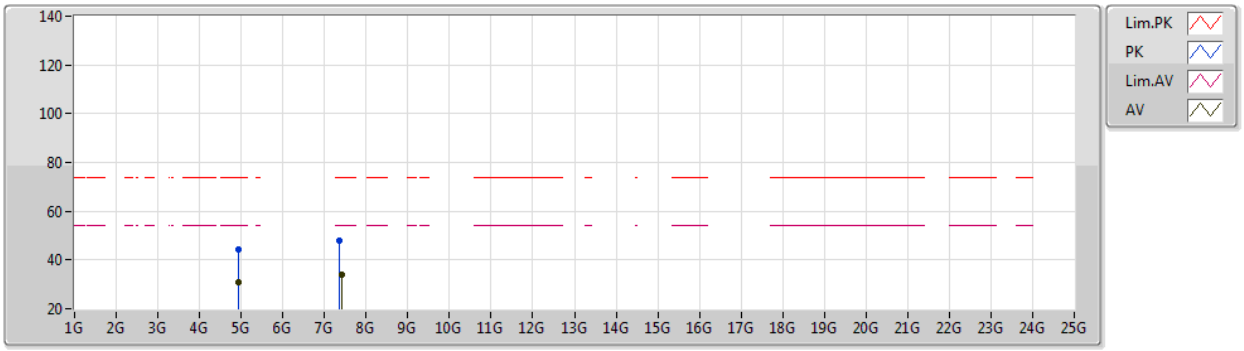

EUT Y_4TX
Setting 20
02-B-R-5

Type	Freq	Level	Limit	Margin	Raw	Dist	Condition	Azimuth	Height	Comment	AF	CL	PA
	(Hz)	(dBuV/m)	(dBuV/m)	(dB)	(dBuV)	(m)		(°)	(m)		(dB)	(dB)	(dB)
PK	4.94612G	44.13	74.00	-29.87	38.05	3	Horizontal	264	2.19	-	33.20	4.70	31.82
AV	4.9254G	30.69	54.00	-23.31	24.60	3	Horizontal	264	2.19	-	33.20	4.70	31.81
PK	7.35912G	48.12	74.00	-25.88	38.30	3	Horizontal	299	1.80	-	36.48	5.78	32.44
AV	7.40126G	33.80	54.00	-20.20	24.06	3	Horizontal	299	1.80	-	36.40	5.80	32.46

802.11ax HEW20_Nss1,(MCS0)_4TX

2412MHz_TX

21/07/2021

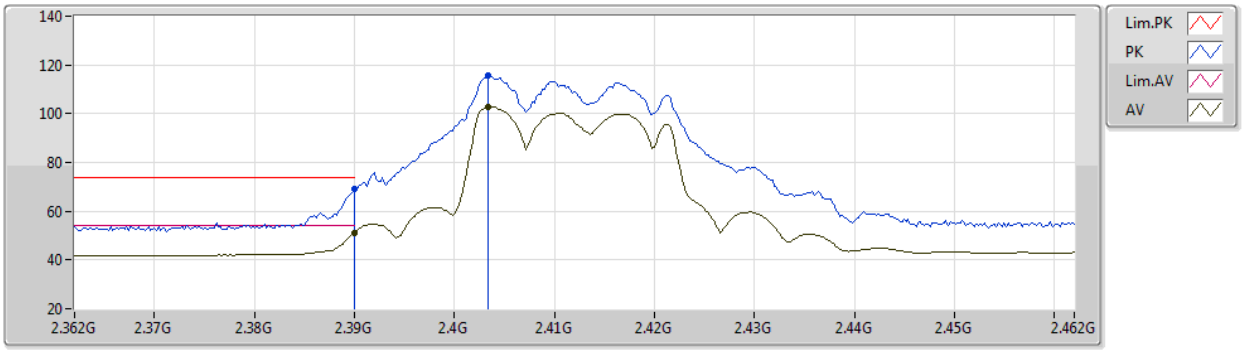

EUT Y_4TX
Setting 18
04-D-B-4

Type	Freq	Level	Limit	Margin	Raw	Dist	Condition	Azimuth	Height	Comment	AF	CL	PA
	(Hz)	(dBuV/m)	(dBuV/m)	(dB)	(dBuV)	(m)		(°)	(m)		(dB)	(dB)	(dB)
PK	2.39G	69.06	74.00	-4.94	38.38	3	Vertical	50	2.06	-	27.48	3.20	-
AV	2.39G	51.27	54.00	-2.73	20.59	3	Vertical	50	2.06	-	27.48	3.20	-
PK	2.4034G	115.62	Inf	-Inf	84.91	3	Vertical	50	2.06	-	27.51	3.20	-
AV	2.4034G	102.78	Inf	-Inf	72.07	3	Vertical	50	2.06	-	27.51	3.20	-

802.11ax HEW20_Nss1,(MCS0)_4TX

2412MHz_TX

21/07/2021

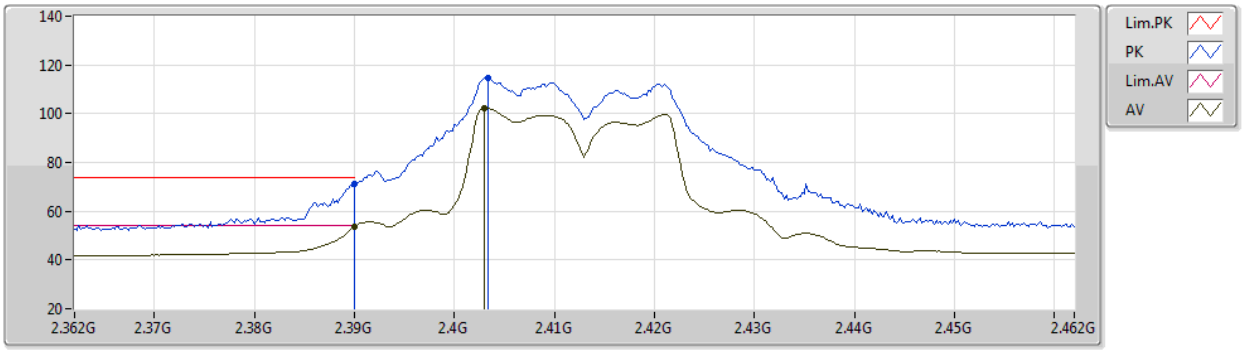

EUT Y_4TX
Setting 18
04-D-B-4

Type	Freq	Level	Limit	Margin	Raw	Dist	Condition	Azimuth	Height	Comment	AF	CL	PA
	(Hz)	(dBuV/m)	(dBuV/m)	(dB)	(dBuV)	(m)		(°)	(m)		(dB)	(dB)	(dB)
PK	2.39G	71.05	74.00	-2.95	40.37	3	Horizontal	240	1.88	-	27.48	3.20	-
AV	2.39G	53.54	54.00	-0.46	22.86	3	Horizontal	240	1.88	-	27.48	3.20	-
PK	2.4034G	114.71	Inf	-Inf	84.00	3	Horizontal	240	1.88	-	27.51	3.20	-
AV	2.403G	102.23	Inf	-Inf	71.52	3	Horizontal	240	1.88	-	27.51	3.20	-

802.11ax HEW20_Nss1,(MCS0)_4TX

2412MHz_TX

21/07/2021

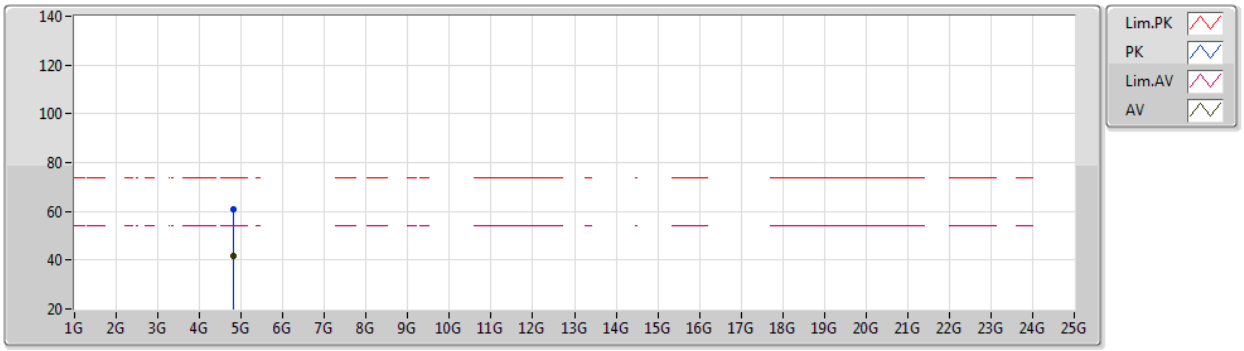

EUT Y_4TX
Setting 18
04-D-B-4

Type	Freq	Level	Limit	Margin	Raw	Dist	Condition	Azimuth	Height	Comment	AF	CL	PA
	(Hz)	(dBuV/m)	(dBuV/m)	(dB)	(dBuV)	(m)		(°)	(m)		(dB)	(dB)	(dB)
PK	4.8241G	61.12	74.00	-12.88	56.05	3	Vertical	247	3.00	-	32.54	5.41	32.88
AV	4.824G	41.97	54.00	-12.03	36.90	3	Vertical	247	3.00	-	32.54	5.41	32.88

802.11ax HEW20_Nss1,(MCS0)_4TX

2412MHz_TX

21/07/2021

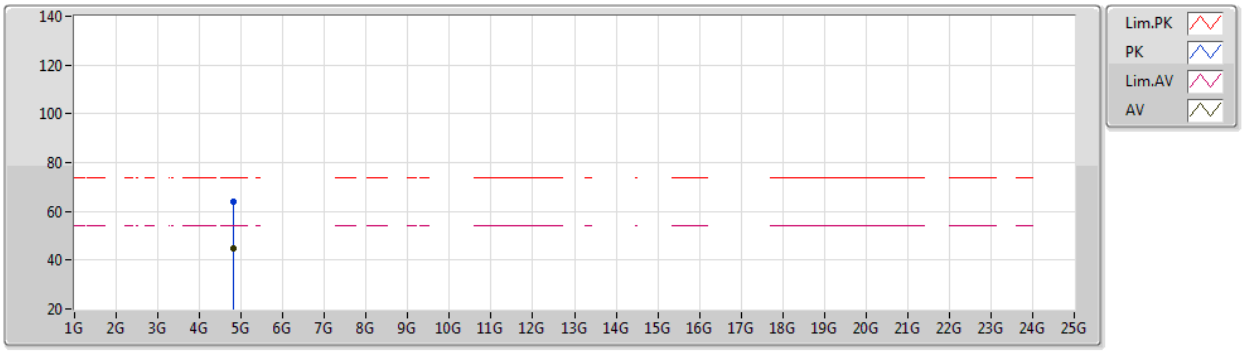

EUT Y_4TX
Setting 18
04-D-B-4

Type	Freq	Level	Limit	Margin	Raw	Dist	Condition	Azimuth	Height	Comment	AF	CL	PA
	(Hz)	(dBuV/m)	(dBuV/m)	(dB)	(dBuV)	(m)		(°)	(m)		(dB)	(dB)	(dB)
PK	4.8237G	64.07	74.00	-9.93	59.00	3	Horizontal	14	2.65	-	32.54	5.41	32.88
AV	4.8234G	45.02	54.00	-8.98	39.95	3	Horizontal	14	2.65	-	32.54	5.41	32.88

802.11ax HEW20_Nss1,(MCS0)_4TX

2417MHz_TX

22/07/2021

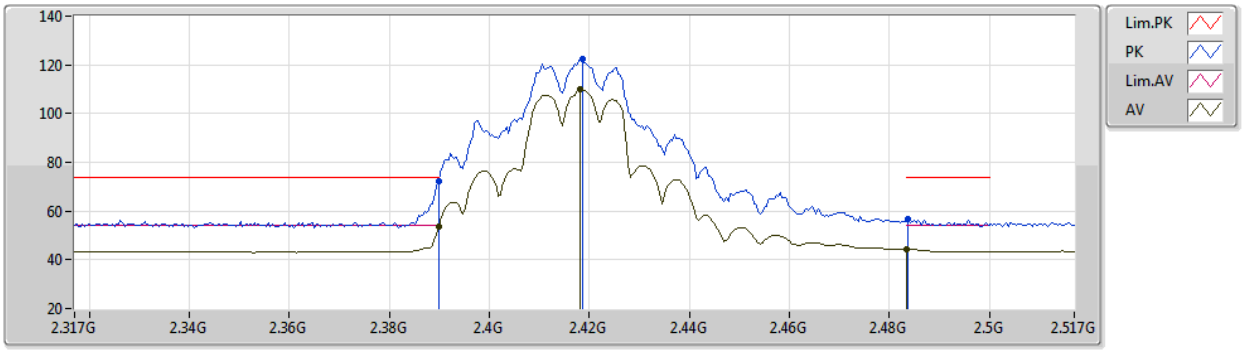

EUT Y_4TX
Setting 22
04-C-K-4

Type	Freq	Level	Limit	Margin	Raw	Dist	Condition	Azimuth	Height	Comment	AF	CL	PA
	(Hz)	(dBuV/m)	(dBuV/m)	(dB)	(dBuV)	(m)		(°)	(m)		(dB)	(dB)	(dB)
PK	2.3898G	72.26	74.00	-1.74	41.58	3	Vertical	78	1.75	-	27.48	3.20	-
AV	2.3898G	53.73	54.00	-0.27	23.05	3	Vertical	78	1.75	-	27.48	3.20	-
PK	2.4186G	122.44	Inf	-Inf	91.68	3	Vertical	78	1.75	-	27.54	3.22	-
AV	2.4182G	109.91	Inf	-Inf	79.15	3	Vertical	78	1.75	-	27.54	3.22	-
PK	2.4838G	56.53	74.00	-17.47	25.51	3	Vertical	78	1.75	-	27.74	3.28	-
AV	2.4835G	44.36	54.00	-9.64	13.35	3	Vertical	78	1.75	-	27.73	3.28	-

802.11ax HEW20_Nss1,(MCS0)_4TX

2417MHz_TX

22/07/2021

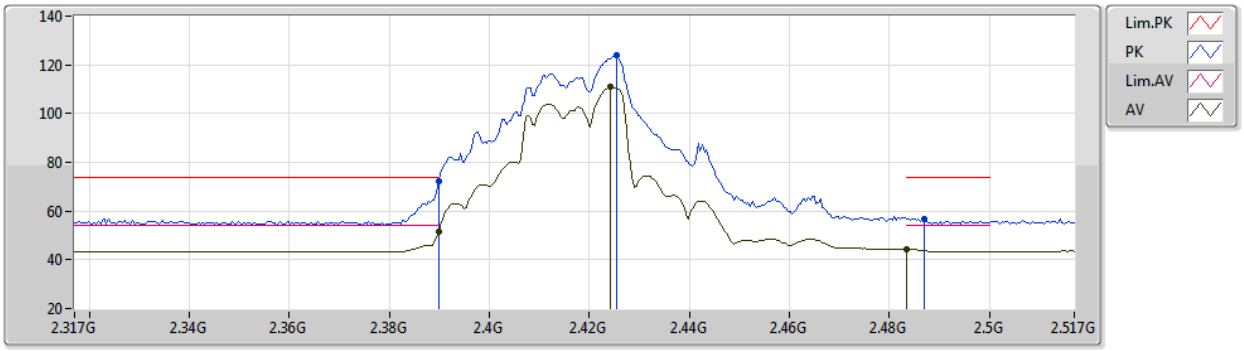

EUT Y_4TX
Setting 22
04-C-K-4

Type	Freq	Level	Limit	Margin	Raw	Dist	Condition	Azimuth	Height	Comment	AF	CL	PA
	(Hz)	(dBuV/m)	(dBuV/m)	(dB)	(dBuV)	(m)		(°)	(m)		(dB)	(dB)	(dB)
PK	2.3898G	72.25	74.00	-1.75	41.57	3	Horizontal	151	1.70	-	27.48	3.20	-
AV	2.3898G	51.58	54.00	-2.42	20.90	3	Horizontal	151	1.70	-	27.48	3.20	-
PK	2.4254G	124.13	Inf	-Inf	93.35	3	Horizontal	151	1.70	-	27.55	3.23	-
AV	2.4242G	110.81	Inf	-Inf	80.04	3	Horizontal	151	1.70	-	27.55	3.22	-
PK	2.487G	56.96	74.00	-17.04	25.92	3	Horizontal	151	1.70	-	27.75	3.29	-
AV	2.4835G	44.54	54.00	-9.46	13.53	3	Horizontal	151	1.70	-	27.73	3.28	-

802.11ax HEW20_Nss1,(MCS0)_4TX

2437MHz_TX

21/07/2021

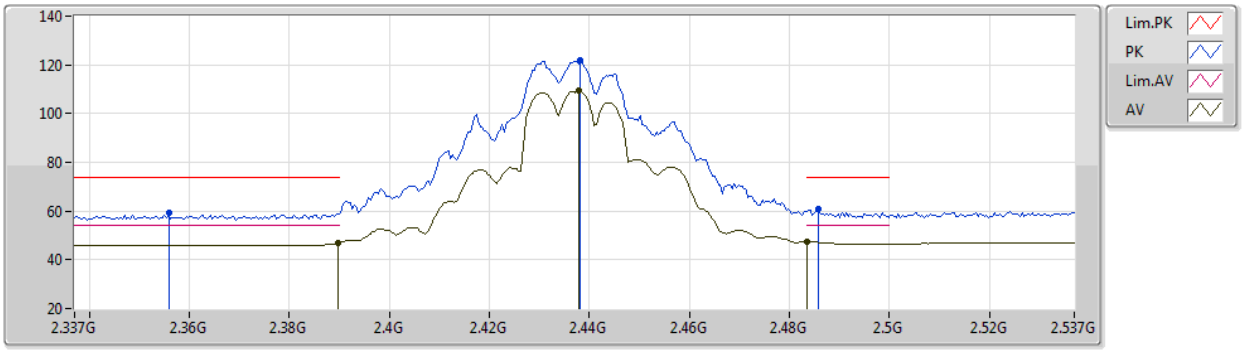

EUT Y_4TX
Setting 29
02-B-R-5

Type	Freq	Level	Limit	Margin	Raw	Dist	Condition	Azimuth	Height	Comment	AF	CL	PA
	(Hz)	(dBuV/m)	(dBuV/m)	(dB)	(dBuV)	(m)		(°)	(m)		(dB)	(dB)	(dB)
PK	2.3558G	59.13	74.00	-14.87	28.41	3	Vertical	242	1.21	-	28.30	2.42	-
AV	2.3898G	47.01	54.00	-6.99	16.30	3	Vertical	242	1.21	-	28.30	2.41	-
PK	2.4382G	121.68	Inf	-Inf	90.88	3	Vertical	242	1.21	-	28.38	2.42	-
AV	2.4378G	109.59	Inf	-Inf	78.79	3	Vertical	242	1.21	-	28.38	2.42	-
PK	2.4858G	60.63	74.00	-13.37	29.65	3	Vertical	242	1.21	-	28.54	2.44	-
AV	2.4835G	47.54	54.00	-6.46	16.57	3	Vertical	242	1.21	-	28.53	2.44	-

802.11ax HEW20_Nss1,(MCS0)_4TX

2437MHz_TX

21/07/2021

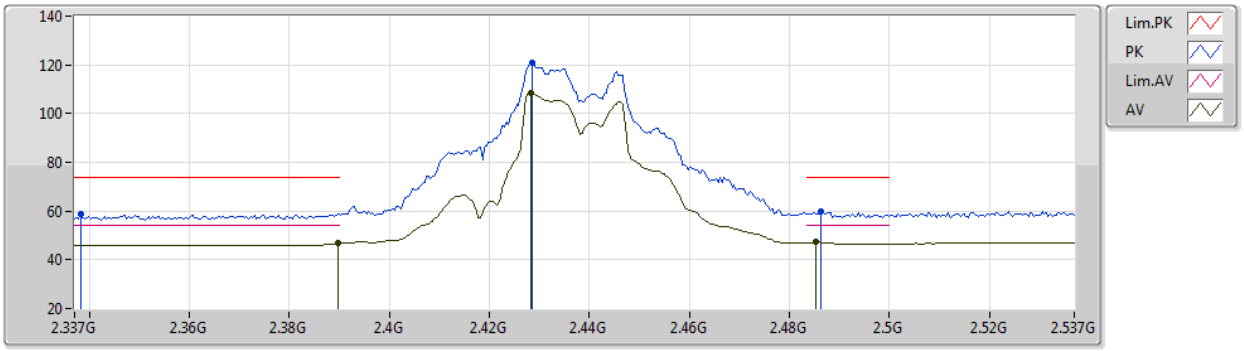

EUT Y_4TX
Setting 29
02-B-R-5

Type	Freq	Level	Limit	Margin	Raw	Dist	Condition	Azimuth	Height	Comment	AF	CL	PA
	(Hz)	(dBuV/m)	(dBuV/m)	(dB)	(dBuV)	(m)		(°)	(m)		(dB)	(dB)	(dB)
PK	2.3382G	58.85	74.00	-15.15	28.19	3	Horizontal	240	2.45	-	28.23	2.43	-
AV	2.3898G	46.80	54.00	-7.20	16.09	3	Horizontal	240	2.45	-	28.30	2.41	-
PK	2.4286G	120.66	Inf	-Inf	89.89	3	Horizontal	240	2.45	-	28.36	2.41	-
AV	2.4282G	108.47	Inf	-Inf	77.70	3	Horizontal	240	2.45	-	28.36	2.41	-
PK	2.4862G	59.94	74.00	-14.06	28.96	3	Horizontal	240	2.45	-	28.54	2.44	-
AV	2.4854G	47.17	54.00	-6.83	16.19	3	Horizontal	240	2.45	-	28.54	2.44	-

802.11ax HEW20_Nss1,(MCS0)_4TX

2437MHz_TX

21/07/2021

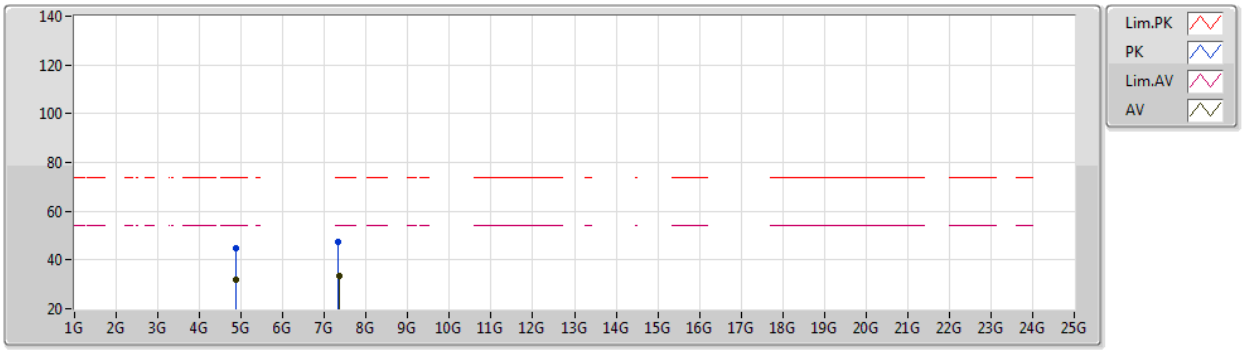

EUT Y_4TX
Setting 29
02-B-R-5

Type	Freq	Level	Limit	Margin	Raw	Dist	Condition	Azimuth	Height	Comment	AF	CL	PA
	(Hz)	(dBuV/m)	(dBuV/m)	(dB)	(dBuV)	(m)		(°)	(m)		(dB)	(dB)	(dB)
PK	4.87652G	44.73	74.00	-29.27	38.72	3	Vertical	234	2.84	-	33.11	4.70	31.80
AV	4.87512G	31.91	54.00	-22.09	25.91	3	Vertical	234	2.84	-	33.10	4.70	31.80
PK	7.32444G	47.24	74.00	-26.76	37.46	3	Vertical	227	1.80	-	36.45	5.76	32.43
AV	7.34222G	33.56	54.00	-20.44	23.75	3	Vertical	227	1.80	-	36.48	5.77	32.44

802.11ax HEW20_Nss1,(MCS0)_4TX

2437MHz_TX

21/07/2021

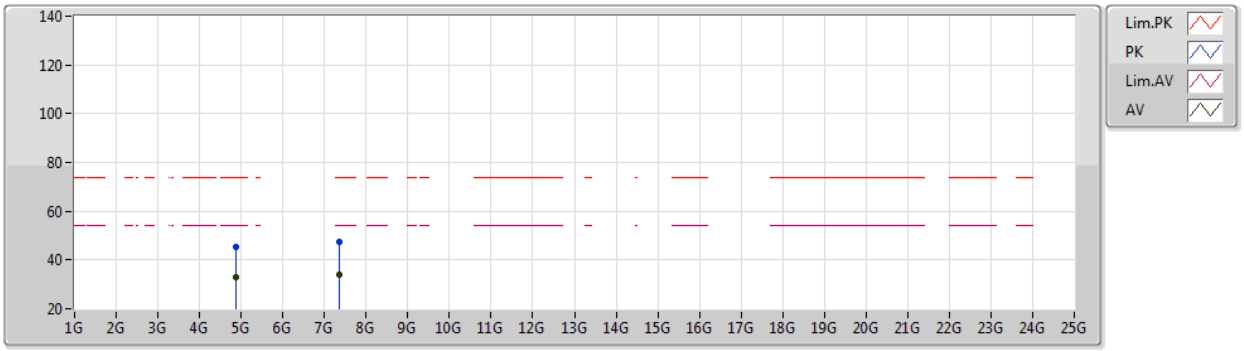

EUT Y_4TX
Setting 29
02-B-R-5

Type	Freq	Level	Limit	Margin	Raw	Dist	Condition	Azimuth	Height	Comment	AF	CL	PA
	(Hz)	(dBuV/m)	(dBuV/m)	(dB)	(dBuV)	(m)		(°)	(m)		(dB)	(dB)	(dB)
PK	4.87274G	45.37	74.00	-28.63	39.37	3	Horizontal	299	1.79	-	33.09	4.70	31.79
AV	4.87498G	32.89	54.00	-21.11	26.88	3	Horizontal	299	1.79	-	33.10	4.70	31.79
PK	7.34362G	47.61	74.00	-26.39	37.79	3	Horizontal	17	1.80	-	36.49	5.77	32.44
AV	7.34348G	33.82	54.00	-20.18	24.00	3	Horizontal	17	1.80	-	36.49	5.77	32.44

802.11ax HEW20_Nss1,(MCS0)_4TX

2457MHz_TX

22/07/2021

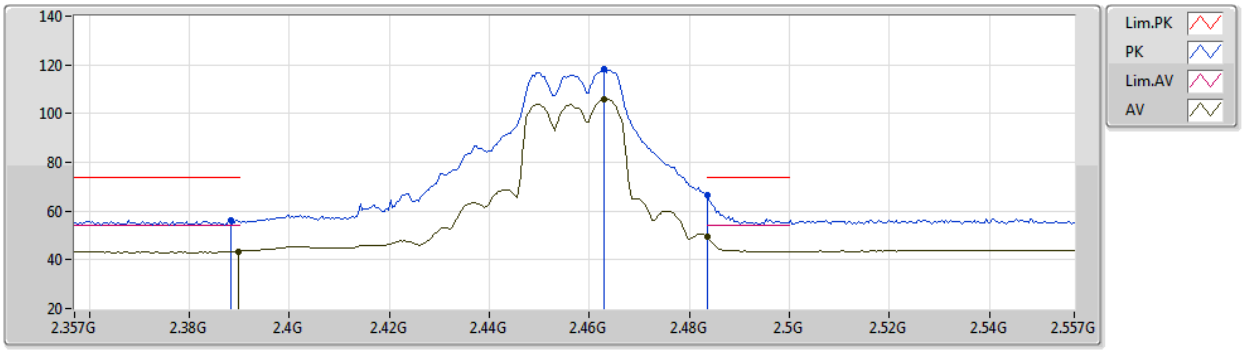

EUT Y_4TX
Setting 20
04-C-K-4

Type	Freq	Level	Limit	Margin	Raw	Dist	Condition	Azimuth	Height	Comment	AF	CL	PA
	(Hz)	(dBuV/m)	(dBuV/m)	(dB)	(dBuV)	(m)		(°)	(m)		(dB)	(dB)	(dB)
PK	2.3882G	56.11	74.00	-17.89	25.43	3	Vertical	186	1.80	-	27.48	3.20	-
AV	2.3898G	43.53	54.00	-10.47	12.85	3	Vertical	186	1.80	-	27.48	3.20	-
PK	2.463G	118.03	Inf	-Inf	87.12	3	Vertical	186	1.80	-	27.65	3.26	-
AV	2.463G	105.87	Inf	-Inf	74.96	3	Vertical	186	1.80	-	27.65	3.26	-
PK	2.4835G	66.62	74.00	-7.38	35.61	3	Vertical	186	1.80	-	27.73	3.28	-
AV	2.4835G	49.37	54.00	-4.63	18.36	3	Vertical	186	1.80	-	27.73	3.28	-

802.11ax HEW20_Nss1,(MCS0)_4TX

2457MHz_TX

22/07/2021

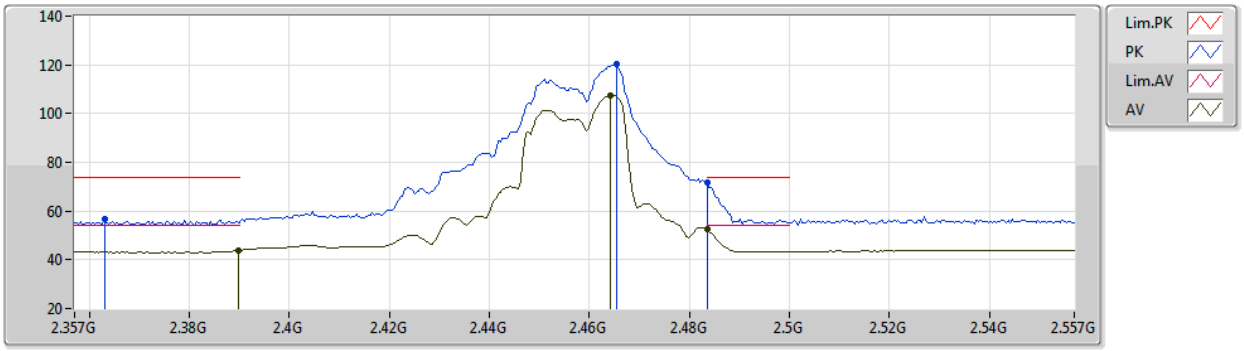

EUT Y_4TX
Setting 20
04-C-K-4

Type	Freq	Level	Limit	Margin	Raw	Dist	Condition	Azimuth	Height	Comment	AF	CL	PA
	(Hz)	(dBuV/m)	(dBuV/m)	(dB)	(dBuV)	(m)		(°)	(m)		(dB)	(dB)	(dB)
PK	2.363G	56.48	74.00	-17.52	25.85	3	Horizontal	151	1.52	-	27.43	3.20	-
AV	2.3898G	43.79	54.00	-10.21	13.11	3	Horizontal	151	1.52	-	27.48	3.20	-
PK	2.4654G	120.40	Inf	-Inf	89.47	3	Horizontal	151	1.52	-	27.66	3.27	-
AV	2.4642G	107.42	Inf	-Inf	76.50	3	Horizontal	151	1.52	-	27.66	3.26	-
PK	2.4835G	71.47	74.00	-2.53	40.46	3	Horizontal	151	1.52	-	27.73	3.28	-
AV	2.4835G	52.68	54.00	-1.32	21.67	3	Horizontal	151	1.52	-	27.73	3.28	-

802.11ax HEW20_Nss1,(MCS0)_4TX

2462MHz_TX

21/07/2021

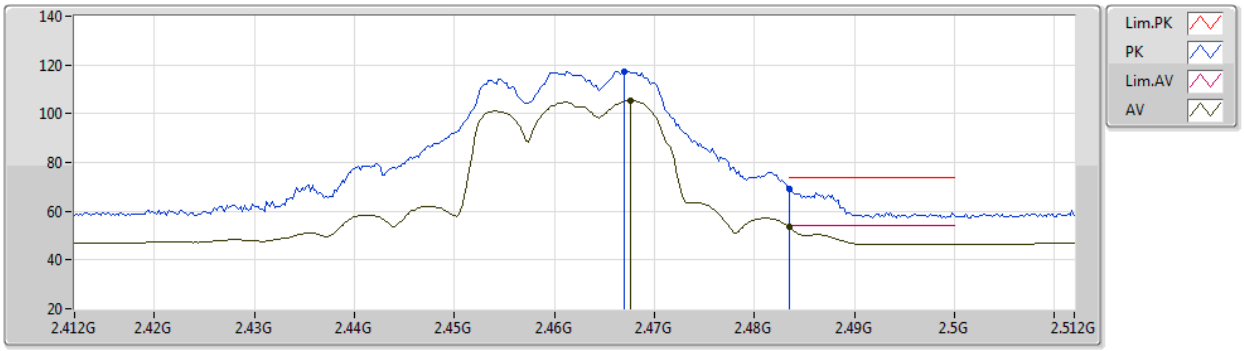

EUT Y_4TX
Setting 19
02-B-R-5

Type	Freq	Level	Limit	Margin	Raw	Dist	Condition	Azimuth	Height	Comment	AF	CL	PA
	(Hz)	(dBuV/m)	(dBuV/m)	(dB)	(dBuV)	(m)		(°)	(m)		(dB)	(dB)	(dB)
PK	2.467G	117.33	Inf	-Inf	86.43	3	Vertical	63	1.76	-	28.47	2.43	-
AV	2.4676G	105.33	Inf	-Inf	74.43	3	Vertical	63	1.76	-	28.47	2.43	-
PK	2.4835G	69.24	74.00	-4.76	38.27	3	Vertical	63	1.76	-	28.53	2.44	-
AV	2.4835G	53.54	54.00	-0.46	22.57	3	Vertical	63	1.76	-	28.53	2.44	-

802.11ax HEW20_Nss1,(MCS0)_4TX

2462MHz_TX

21/07/2021

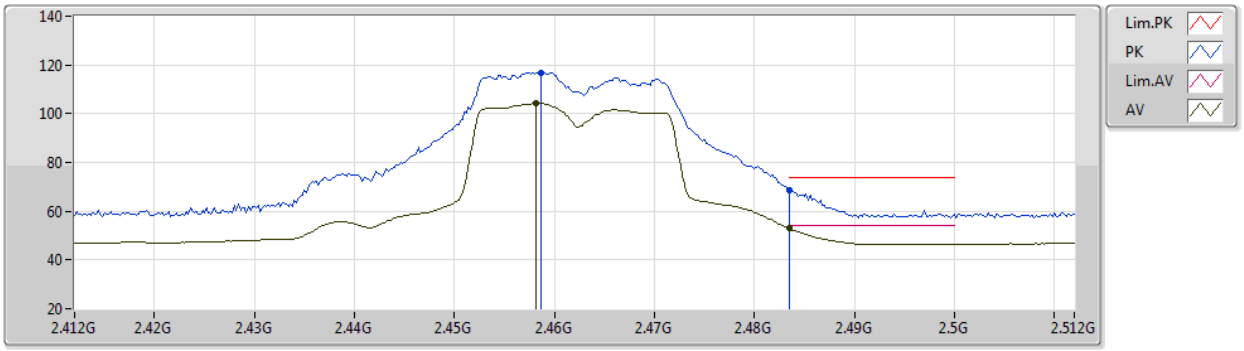

EUT Y_4TX
Setting 19
02-B-R-5

Type	Freq	Level	Limit	Margin	Raw	Dist	Condition	Azimuth	Height	Comment	AF	CL	PA
	(Hz)	(dBuV/m)	(dBuV/m)	(dB)	(dBuV)	(m)		(°)	(m)		(dB)	(dB)	(dB)
PK	2.4586G	116.98	Inf	-Inf	86.12	3	Horizontal	246	2.90	-	28.43	2.43	-
AV	2.4582G	104.25	Inf	-Inf	73.39	3	Horizontal	246	2.90	-	28.43	2.43	-
PK	2.4835G	68.84	74.00	-5.16	37.87	3	Horizontal	246	2.90	-	28.53	2.44	-
AV	2.4835G	52.95	54.00	-1.05	21.98	3	Horizontal	246	2.90	-	28.53	2.44	-

802.11ax HEW20_Nss1,(MCS0)_4TX

2462MHz_TX

21/07/2021

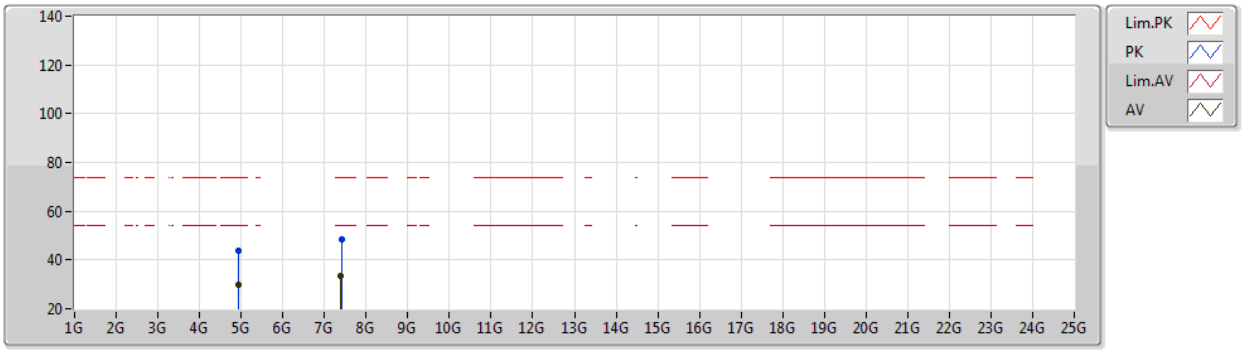

EUT Y_4TX
Setting 19
02-B-R-5

Type	Freq	Level	Limit	Margin	Raw	Dist	Condition	Azimuth	Height	Comment	AF	CL	PA
	(Hz)	(dBuV/m)	(dBuV/m)	(dB)	(dBuV)	(m)		(°)	(m)		(dB)	(dB)	(dB)
PK	4.92694G	43.73	74.00	-30.27	37.64	3	Vertical	86	1.74	-	33.20	4.70	31.81
AV	4.92666G	30.03	54.00	-23.97	23.94	3	Vertical	86	1.74	-	33.20	4.70	31.81
PK	7.41624G	48.22	74.00	-25.78	38.44	3	Vertical	163	2.45	-	36.43	5.82	32.47
AV	7.39538G	33.70	54.00	-20.30	23.95	3	Vertical	163	2.45	-	36.41	5.80	32.46

802.11ax HEW20_Nss1,(MCS0)_4TX

2462MHz_TX

21/07/2021

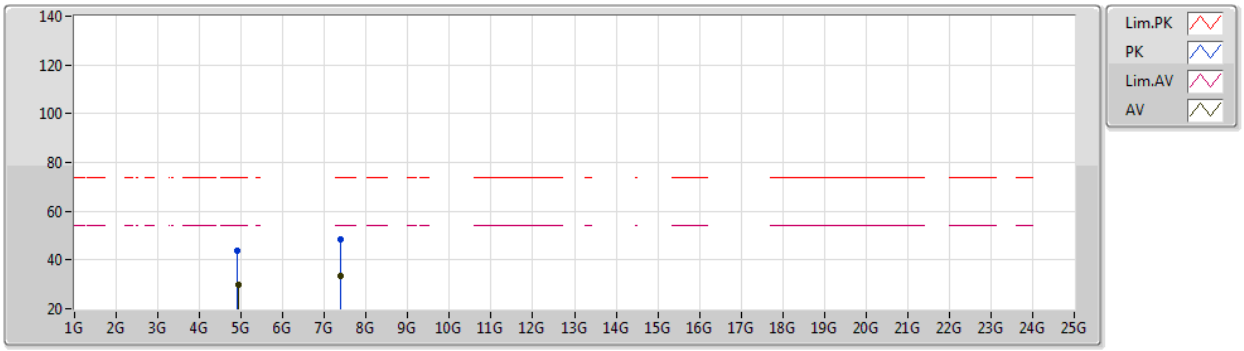

EUT Y_4TX
Setting 19
02-B-R-5

Type	Freq	Level	Limit	Margin	Raw	Dist	Condition	Azimuth	Height	Comment	AF	CL	PA
	(Hz)	(dBuV/m)	(dBuV/m)	(dB)	(dBuV)	(m)		(°)	(m)		(dB)	(dB)	(dB)
PK	4.89222G	43.76	74.00	-30.24	37.69	3	Horizontal	113	2.61	-	33.17	4.70	31.80
AV	4.92484G	29.97	54.00	-24.03	23.88	3	Horizontal	113	2.61	-	33.20	4.70	31.81
PK	7.39468G	48.34	74.00	-25.66	38.59	3	Horizontal	50	2.53	-	36.41	5.80	32.46
AV	7.39146G	33.64	54.00	-20.36	23.88	3	Horizontal	50	2.53	-	36.42	5.80	32.46

802.11ax HEW40_Nss1,(MCS0)_4TX

2422MHz_TX

21/07/2021

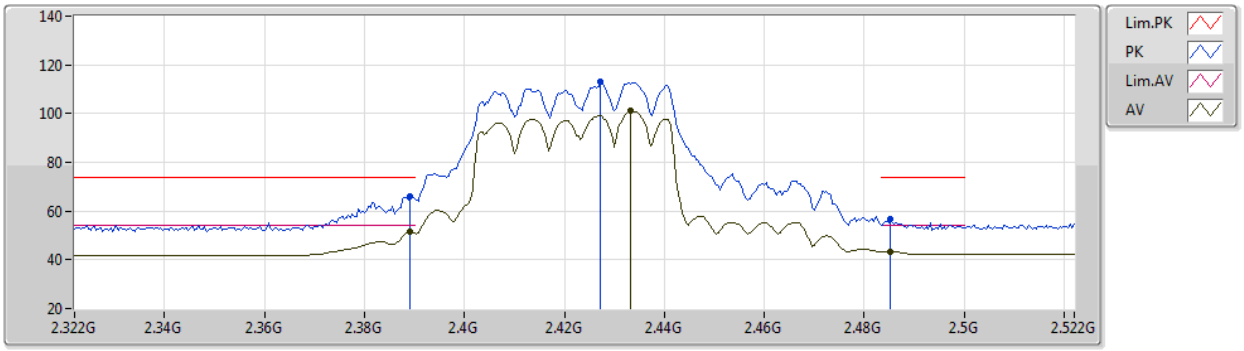

EUT Y_4TX
Setting 19.5
04-D-B-4

Type	Freq	Level	Limit	Margin	Raw	Dist	Condition	Azimuth	Height	Comment	AF	CL	PA
	(Hz)	(dBuV/m)	(dBuV/m)	(dB)	(dBuV)	(m)		(°)	(m)		(dB)	(dB)	(dB)
PK	2.3892G	65.81	74.00	-8.19	35.13	3	Vertical	54	2.16	-	27.48	3.20	-
AV	2.3892G	51.34	54.00	-2.66	20.66	3	Vertical	54	2.16	-	27.48	3.20	-
PK	2.4272G	113.00	Inf	-Inf	82.22	3	Vertical	54	2.16	-	27.55	3.23	-
AV	2.4332G	100.99	Inf	-Inf	70.19	3	Vertical	54	2.16	-	27.57	3.23	-
PK	2.4852G	56.85	74.00	-17.15	25.82	3	Vertical	54	2.16	-	27.74	3.29	-
AV	2.4852G	43.33	54.00	-10.67	12.30	3	Vertical	54	2.16	-	27.74	3.29	-

802.11ax HEW40_Nss1,(MCS0)_4TX

2422MHz_TX

21/07/2021

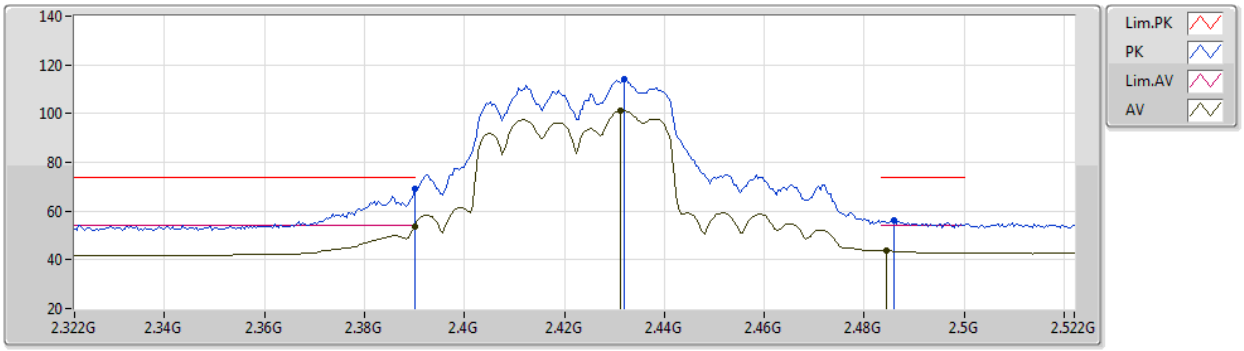

EUT Y_4TX
Setting 19.5
04-D-B-4

Type	Freq	Level	Limit	Margin	Raw	Dist	Condition	Azimuth	Height	Comment	AF	CL	PA
	(Hz)	(dBuV/m)	(dBuV/m)	(dB)	(dBuV)	(m)		(°)	(m)		(dB)	(dB)	(dB)
PK	2.39G	68.98	74.00	-5.02	38.30	3	Horizontal	17	1.75	-	27.48	3.20	-
AV	2.39G	53.80	54.00	-0.20	23.12	3	Horizontal	17	1.75	-	27.48	3.20	-
PK	2.432G	114.21	Inf	-Inf	83.42	3	Horizontal	17	1.75	-	27.56	3.23	-
AV	2.4312G	101.17	Inf	-Inf	70.38	3	Horizontal	17	1.75	-	27.56	3.23	-
PK	2.486G	55.95	74.00	-18.05	24.92	3	Horizontal	17	1.75	-	27.74	3.29	-
AV	2.4844G	43.75	54.00	-10.25	12.73	3	Horizontal	17	1.75	-	27.74	3.28	-

802.11ax HEW40_Nss1,(MCS0)_4TX

2422MHz_TX

21/07/2021

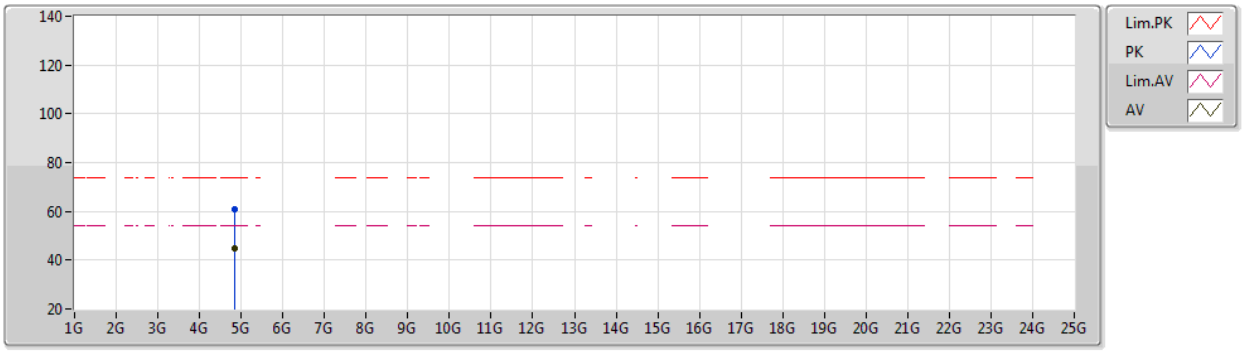

EUT Y_4TX
Setting 19.5
04-D-B-4

Type	Freq	Level	Limit	Margin	Raw	Dist	Condition	Azimuth	Height	Comment	AF	CL	PA
	(Hz)	(dBuV/m)	(dBuV/m)	(dB)	(dBuV)	(m)		(°)	(m)		(dB)	(dB)	(dB)
PK	4.8542G	60.62	74.00	-13.38	55.35	3	Vertical	246	2.99	-	32.71	5.43	32.87
AV	4.8534G	44.98	54.00	-9.02	39.71	3	Vertical	246	2.99	-	32.71	5.43	32.87

802.11ax HEW40_Nss1,(MCS0)_4TX

2422MHz_TX

21/07/2021

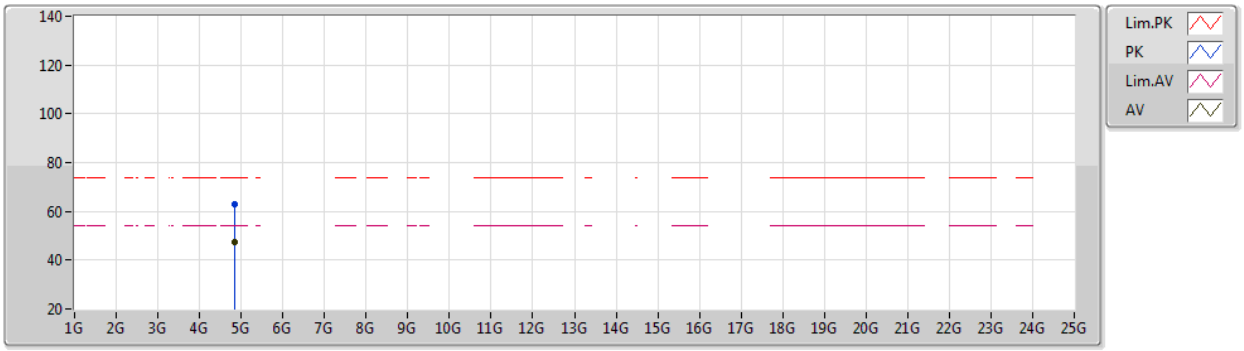

EUT Y_4TX
Setting 19.5
04-D-B-4

Type	Freq	Level	Limit	Margin	Raw	Dist	Condition	Azimuth	Height	Comment	AF	CL	PA
	(Hz)	(dBuV/m)	(dBuV/m)	(dB)	(dBuV)	(m)		(°)	(m)		(dB)	(dB)	(dB)
PK	4.851G	62.84	74.00	-11.16	57.58	3	Horizontal	16	2.35	-	32.70	5.43	32.87
AV	4.8476G	47.20	54.00	-6.80	41.96	3	Horizontal	16	2.35	-	32.69	5.42	32.87

802.11ax HEW40_Nss1,(MCS0)_4TX

2437MHz_TX

21/07/2021

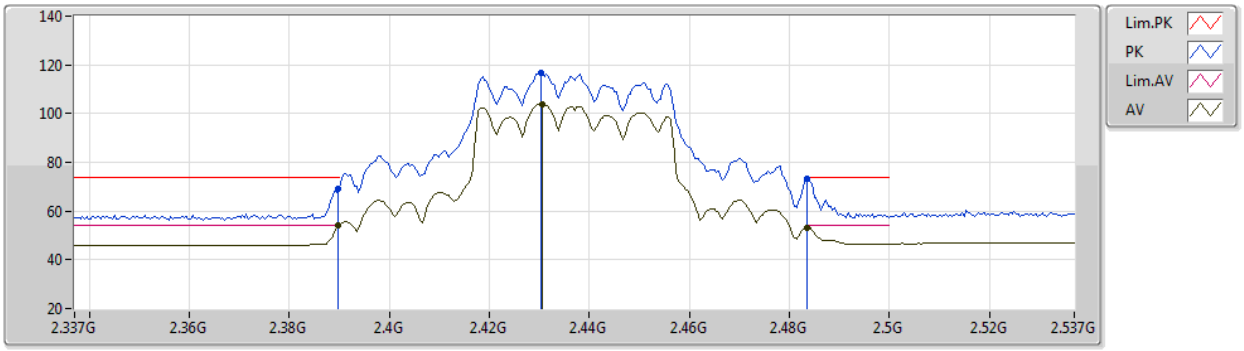

EUT Y_4TX
Setting 21.5
02-B-R-5

Type	Freq	Level	Limit	Margin	Raw	Dist	Condition	Azimuth	Height	Comment	AF	CL	PA
	(Hz)	(dBuV/m)	(dBuV/m)	(dB)	(dBuV)	(m)		(°)	(m)		(dB)	(dB)	(dB)
PK	2.3898G	69.19	74.00	-4.81	38.48	3	Vertical	247	1.61	-	28.30	2.41	-
AV	2.3898G	53.89	54.00	-0.11	23.18	3	Vertical	247	1.61	-	28.30	2.41	-
PK	2.4302G	116.54	Inf	-Inf	85.76	3	Vertical	247	1.61	-	28.36	2.42	-
AV	2.4306G	104.00	Inf	-Inf	73.22	3	Vertical	247	1.61	-	28.36	2.42	-
PK	2.4835G	73.47	74.00	-0.53	42.50	3	Vertical	247	1.61	-	28.53	2.44	-
AV	2.4835G	53.04	54.00	-0.96	22.07	3	Vertical	247	1.61	-	28.53	2.44	-

802.11ax HEW40_Nss1,(MCS0)_4TX

2437MHz_TX

21/07/2021

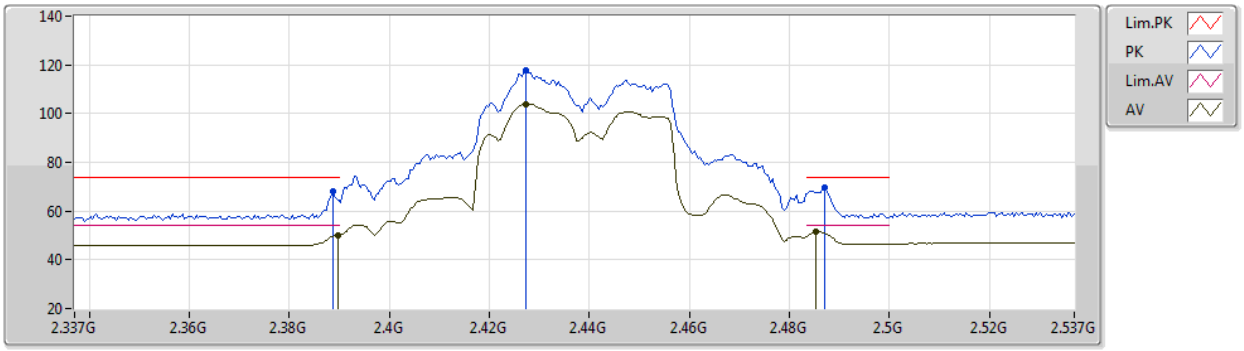

EUT Y_4TX
Setting 21.5
02-B-R-5

Type	Freq	Level	Limit	Margin	Raw	Dist	Condition	Azimuth	Height	Comment	AF	CL	PA
	(Hz)	(dBuV/m)	(dBuV/m)	(dB)	(dBuV)	(m)		(°)	(m)		(dB)	(dB)	(dB)
PK	2.3886G	68.16	74.00	-5.84	37.45	3	Horizontal	240	2.43	-	28.30	2.41	-
AV	2.3898G	50.14	54.00	-3.86	19.43	3	Horizontal	240	2.43	-	28.30	2.41	-
PK	2.4274G	117.83	Inf	-Inf	87.07	3	Horizontal	240	2.43	-	28.35	2.41	-
AV	2.4274G	103.77	Inf	-Inf	73.01	3	Horizontal	240	2.43	-	28.35	2.41	-
PK	2.487G	69.72	74.00	-4.28	38.73	3	Horizontal	240	2.43	-	28.55	2.44	-
AV	2.4854G	51.40	54.00	-2.60	20.42	3	Horizontal	240	2.43	-	28.54	2.44	-

802.11ax HEW40_Nss1,(MCS0)_4TX

2437MHz_TX

21/07/2021

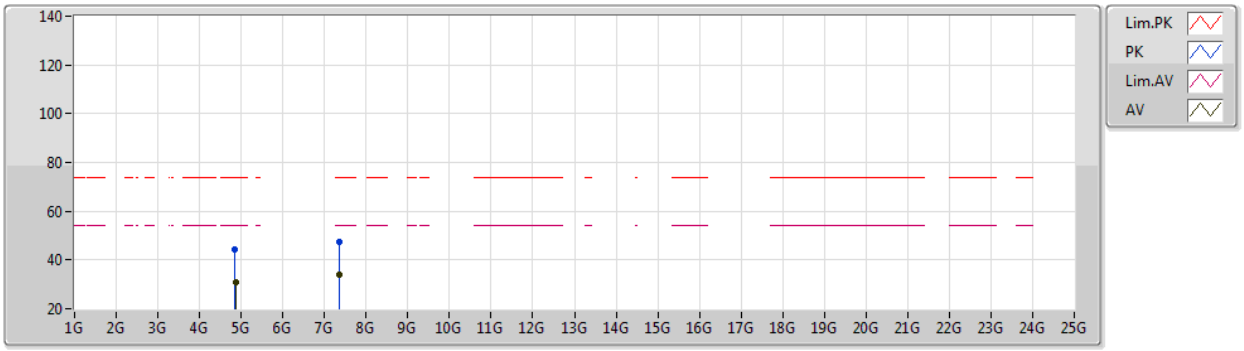

EUT Y_4TX
Setting 21.5
02-B-R-5

Type	Freq	Level	Limit	Margin	Raw	Dist	Condition	Azimuth	Height	Comment	AF	CL	PA
	(Hz)	(dBuV/m)	(dBuV/m)	(dB)	(dBuV)	(m)		(°)	(m)		(dB)	(dB)	(dB)
PK	4.84124G	44.31	74.00	-29.69	38.43	3	Vertical	284	1.40	-	32.96	4.70	31.78
AV	4.87512G	31.11	54.00	-22.89	25.11	3	Vertical	284	1.40	-	33.10	4.70	31.80
PK	7.346G	47.61	74.00	-26.39	37.79	3	Vertical	296	2.31	-	36.49	5.77	32.44
AV	7.34404G	33.95	54.00	-20.05	24.13	3	Vertical	296	2.31	-	36.49	5.77	32.44

802.11ax HEW40_Nss1,(MCS0)_4TX

2437MHz_TX

21/07/2021

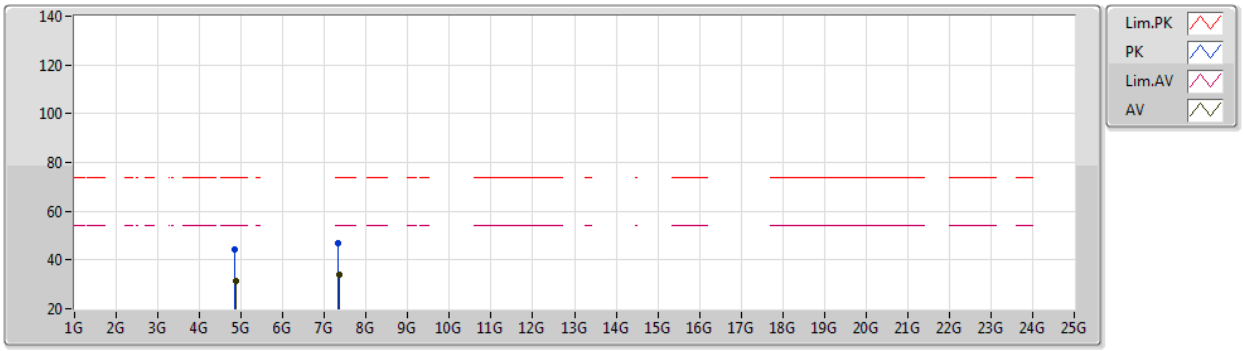

EUT Y_4TX
Setting 21.5
02-B-R-5

Type	Freq	Level	Limit	Margin	Raw	Dist	Condition	Azimuth	Height	Comment	AF	CL	PA
	(Hz)	(dBuV/m)	(dBuV/m)	(dB)	(dBuV)	(m)		(°)	(m)		(dB)	(dB)	(dB)
PK	4.84516G	44.24	74.00	-29.76	38.34	3	Horizontal	224	2.25	-	32.98	4.70	31.78
AV	4.87484G	31.27	54.00	-22.73	25.26	3	Horizontal	224	2.25	-	33.10	4.70	31.79
PK	7.34026G	47.13	74.00	-26.87	37.32	3	Horizontal	209	2.86	-	36.48	5.77	32.44
AV	7.3439G	34.04	54.00	-19.96	24.22	3	Horizontal	209	2.86	-	36.49	5.77	32.44

802.11ax HEW40_Nss1,(MCS0)_4TX

2452MHz_TX

21/07/2021

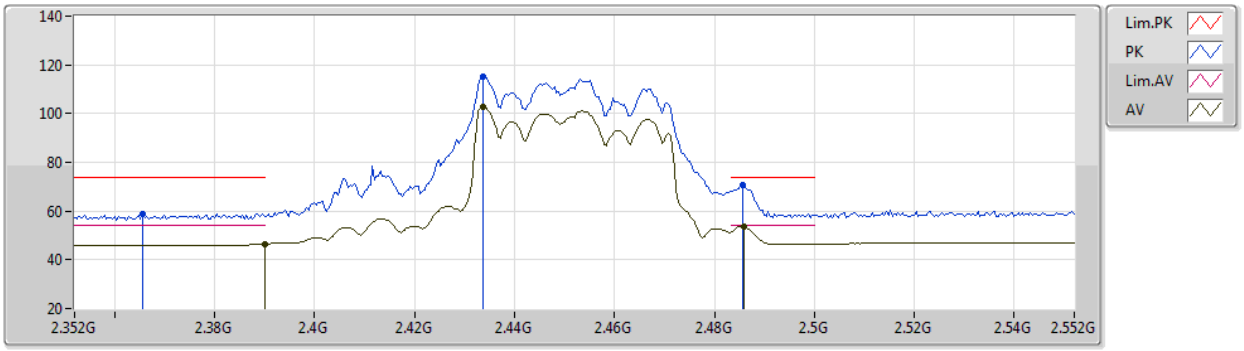

EUT Y_4TX
Setting 19.5
02-B-R-5

Type	Freq	Level	Limit	Margin	Raw	Dist	Condition	Azimuth	Height	Comment	AF	CL	PA
	(Hz)	(dBuV/m)	(dBuV/m)	(dB)	(dBuV)	(m)		(°)	(m)		(dB)	(dB)	(dB)
PK	2.3656G	58.96	74.00	-15.04	28.24	3	Vertical	239	1.47	-	28.30	2.42	-
AV	2.39G	46.39	54.00	-7.61	15.68	3	Vertical	239	1.47	-	28.30	2.41	-
PK	2.4336G	115.20	Inf	-Inf	84.41	3	Vertical	239	1.47	-	28.37	2.42	-
AV	2.4336G	102.71	Inf	-Inf	71.92	3	Vertical	239	1.47	-	28.37	2.42	-
PK	2.4856G	70.71	74.00	-3.29	39.73	3	Vertical	239	1.47	-	28.54	2.44	-
AV	2.486G	53.61	54.00	-0.39	22.63	3	Vertical	239	1.47	-	28.54	2.44	-

802.11ax HEW40_Nss1,(MCS0)_4TX

2452MHz_TX

21/07/2021

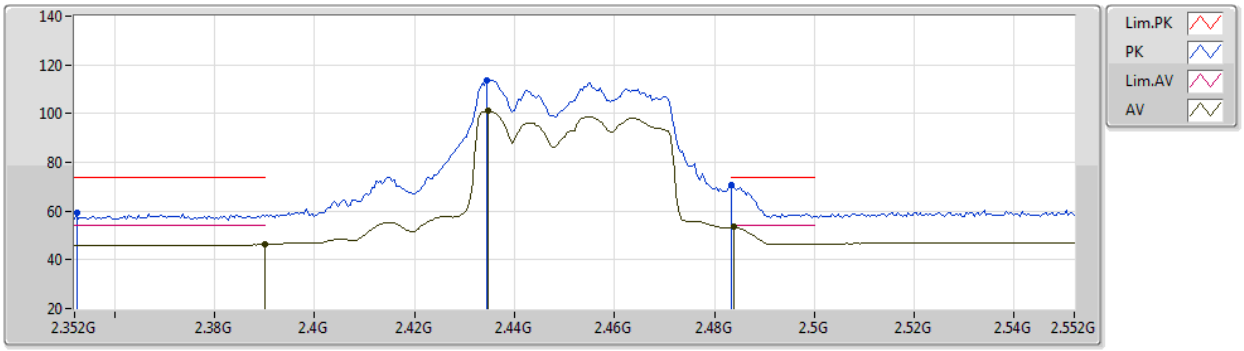

EUT Y_4TX
Setting 19.5
02-B-R-5

Type	Freq	Level	Limit	Margin	Raw	Dist	Condition	Azimuth	Height	Comment	AF	CL	PA
	(Hz)	(dBuV/m)	(dBuV/m)	(dB)	(dBuV)	(m)		(°)	(m)		(dB)	(dB)	(dB)
PK	2.3524G	59.14	74.00	-14.86	28.42	3	Horizontal	287	1.60	-	28.30	2.42	-
AV	2.39G	46.29	54.00	-7.71	15.58	3	Horizontal	287	1.60	-	28.30	2.41	-
PK	2.4344G	113.64	Inf	-Inf	82.85	3	Horizontal	287	1.60	-	28.37	2.42	-
AV	2.4348G	101.00	Inf	-Inf	70.21	3	Horizontal	287	1.60	-	28.37	2.42	-
PK	2.4835G	70.93	74.00	-3.07	39.96	3	Horizontal	287	1.60	-	28.53	2.44	-
AV	2.484G	53.41	54.00	-0.59	22.43	3	Horizontal	287	1.60	-	28.54	2.44	-

802.11ax HEW40_Nss1,(MCS0)_4TX

2452MHz_TX

21/07/2021

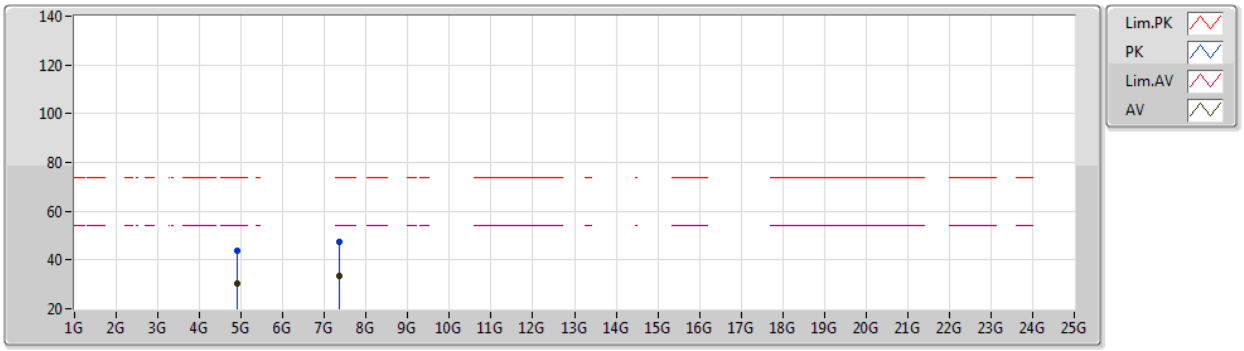

EUT Y_4TX
Setting 19.5
02-B-R-5

Type	Freq	Level	Limit	Margin	Raw	Dist	Condition	Azimuth	Height	Comment	AF	CL	PA
	(Hz)	(dBuV/m)	(dBuV/m)	(dB)	(dBuV)	(m)		(°)	(m)		(dB)	(dB)	(dB)
PK	4.89728G	43.80	74.00	-30.20	37.71	3	Vertical	288	2.34	-	33.19	4.70	31.80
AV	4.89428G	30.20	54.00	-23.80	24.12	3	Vertical	288	2.34	-	33.18	4.70	31.80
PK	7.35188G	47.65	74.00	-26.35	37.81	3	Vertical	118	1.71	-	36.50	5.78	32.44
AV	7.36392G	33.65	54.00	-20.35	23.85	3	Vertical	118	1.71	-	36.47	5.78	32.45

802.11ax HEW40_Nss1,(MCS0)_4TX

2452MHz_TX

21/07/2021

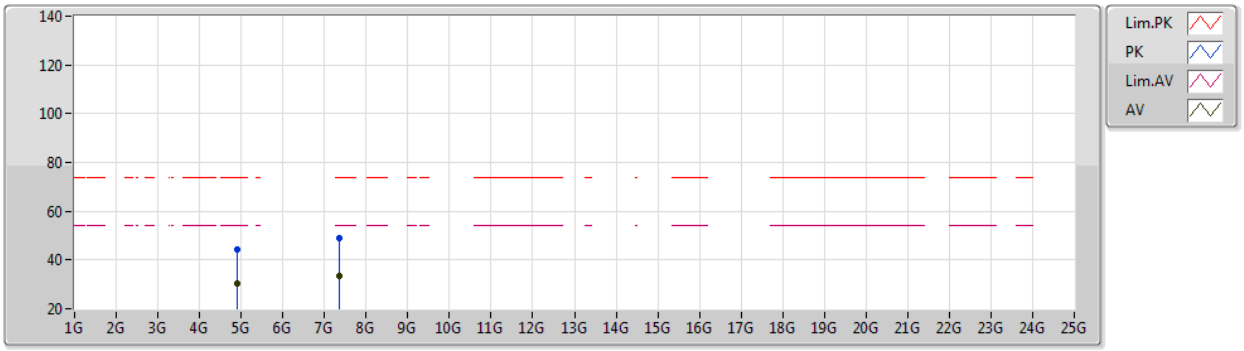

EUT Y_4TX
Setting 19.5
02-B-R-5

Type	Freq	Level	Limit	Margin	Raw	Dist	Condition	Azimuth	Height	Comment	AF	CL	PA
	(Hz)	(dBuV/m)	(dBuV/m)	(dB)	(dBuV)	(m)		(°)	(m)		(dB)	(dB)	(dB)
PK	4.90684G	44.46	74.00	-29.54	38.37	3	Horizontal	76	1.93	-	33.20	4.70	31.81
AV	4.89428G	30.18	54.00	-23.82	24.10	3	Horizontal	76	1.93	-	33.18	4.70	31.80
PK	7.34944G	48.92	74.00	-25.08	39.09	3	Horizontal	137	1.55	-	36.50	5.77	32.44
AV	7.36084G	33.65	54.00	-20.35	23.83	3	Horizontal	137	1.55	-	36.48	5.78	32.44